

2022 SOUTHEAST MISSOURI SOFTBALL MEDIA GUIDE



REDHAWK SOFTBALL



#LETSSOAR



**DO  
YOU  
HAVE  
THE  
WILL  
TO**

**make a  
medical  
discovery?**



**SOUTHEAST MISSOURI  
STATE UNIVERSITY** 1872



# TABLE OF CONTENTS

## 2022 SOUTHEAST MISSOURI SOFTBALL

### Intro to Redhawk Softball

Media Information .....	2-3
OVC Commissioner's Cup Champions .....	4
Under Armour .....	5
Southeast Softball Complex.....	6-7
Academic Excellence.....	8
Social Development.....	9
Competitive Success .....	10
Sports Medicine.....	11
Back-to-Back OVC Champions.....	12-13
President Dr. Carlos Vargas.....	14-15
Director of Athletics Brady Barke .....	16-17
Athletics Staff.....	18-20

### Season Preview

Season Outlook.....	22-23
Numerical/Alphabetical Roster.....	24
Radio/TV Roster .....	25
Schedule.....	26

### Coaches

Head Coach Mark Redburn .....	28-31
Assistant Coaches.....	32-33

### Profiles

Returnees .....	36-47
Newcomers.....	48-52

### Review

2021 Final Statistics.....	54
2021 Schedule/Results .....	55
2021 Final OVC Statistics .....	56
2021 Hitting Statistics.....	57-58
2021 Pitching Statistics.....	59-60

### Opponents

Series Results.....	62-72
All-Time Series Records.....	73-74

### This is the OVC

OVC History .....	76-84
OVC Map.....	85
2021 Final OVC Statistics .....	86-87
2022 OVC Tournament.....	88

### Records & History

Honors & Awards .....	90-93
Single-Season Hitting .....	94
Career Hitting .....	95
Single-Season Pitching .....	96
Career Pitching.....	97
Team Single-Season Records.....	98-99
Annual Leaders .....	100-103
Coaching History .....	104
Miscellaneous Records.....	105
2019 NCAA Tournament.....	106
Postseason History.....	107
Yearly Results.....	108-117

### SEMO

Southeast Missouri State University.....	120-125
Let's Soar .....	126

### Credits

The 2022 Southeast Missouri Softball Media Guide was written, edited and designed by Assistant Director of Athletics for Strategic Communications Jeff Honza. Additional assistance by Eric Mueller and Chandler Collins. Photography by Marc Mahnke, Southeast Missourian/SEMOBall and Richard Lynn. Special thanks to opposing school media relations personnel.





## 2022 SOUTHEAST MISSOURI SOFTBALL GUIDE MEDIA INFORMATION



# MEDIA INFORMATION

## FOLLOW THE REDHAWKS

*The 2022 Southeast Missouri softball media guide is a source of information for the news media covering the Redhawks. News releases, clips, video footage, photographs and other information will also be available to accredited members of the media upon request.*

### Strategic Communications

The Southeast Missouri Strategic Communications Office is always willing to assist the media with their coverage of Redhawk Softball. All media and credential requests should be made to Assistant Director of Athletics Jeff Honza. Should you need any information, feel free to call any time, day or night. Honza can be reached at (573) 651-2933 (work) or (618) 528-1145 (mobile).

### In-Season Interview Policy

All of Southeast Missouri's softball student-athletes and coaches will be available to the media throughout the 2021 season. Interviews should be arranged through the Southeast Missouri Strategic Communications Office. Please let the Strategic Communications Office know at least 24 hours in advance so interview arrangements can be made.

### Credentials

Credentials are required for entrance to the Southeast Softball Complex. To request credentials, please contact Jeff Honza in the Southeast Missouri Strategic Communications Office by phone at (573) 651-2933 or email at [redhawk1@me.com](mailto:redhawk1@me.com)/[jhonza@semo.edu](mailto:jhonza@semo.edu).

Southeast Missouri follows the guidelines set forth by the NCAA governing the issuance of credentials. Press credentials will be issued to accredited sports writers of daily and weekly newspapers. Photo

credentials will be issued to accredited members of the photo media working for newspapers and television stations.

All credential requests should come from sports editors, directors or anchors. Spouses, dates and minors will not be permitted in the Southeast Softball Complex Press Box. Any unauthorized use of credentials will result in revocation of credentials issued by Southeast Missouri State University and credential requests will not be honored for future SEMO athletic events.

### Postgame Interviews

The Southeast Missouri Strategic Communications staff will make student-athletes available to the media at the conclusion of each game.

### Photographers

Please observe NCAA regulations and shoot from designated areas assigned at the Southeast Softball Complex.

### Press Box Decorum

Any cheering or outward expression is strictly prohibited in the Southeast Softball Complex Press Box at all times.





## 2022 SOUTHEAST MISSOURI SOFTBALL GUIDE

### MEDIA INFORMATION



#### STRATEGIC COMMUNICATIONS

One University Plaza MS 0200  
Cape Girardeau, MO 63701  
Phone: (573) 651-2294 | Fax: (573) 651-2810



**Jeff Honza**  
Assistant AD  
(573) 651-2933  
(618) 528-1145 (cell)  
redhawk1@me.com/  
jhonza@semo.edu



**Eric Mueller**  
Assistant Director  
(573) 651-2294  
(630) 267-5145 (cell)  
ejmueller@semo.edu



**Chandler Collins**  
Graduate Assistant  
(417) 861-7504 (cell)  
ccollins1s@semo.edu

#### Redhawks on ESPN+

The Ohio Valley Conference and ESPN have a media rights agreement, which includes a minimum of 600 conference events on ESPN+, the multi-sport, direct-to-consumer subscription streaming service from The Walt Disney Company Direct-to-Consumer & International segment and ESPN. Select Southeast Missouri softball games air live on ESPN+. ESPN+ offers fans thousands of additional live events, on-demand content and original programming not available on ESPN's linear TV or digital networks. ESPN+ is an integrated part of the completely redesigned ESPN App. Already the leading sports app, the new ESPN App is the premier all-in-one digital sports platform for fans across mobile and TV-connected devices. ESPN+ is also available through ESPN.com.

### SOCIAL MEDIA



**Twitter**  
@SEMORedhawks  
@SEMOSoftball



**Facebook**  
SEMORedhawks



**Instagram**  
@SEMORedhawks



**Snapchat**  
SEMORedhawks

#### Live Stats

StatBroadcast Live is the official live statistics platform of Southeast Missouri Baseball. Live stats can be accessed at [Statb.us/I/SEMO](https://statb.us/I/SEMO).

#### Wireless Internet

Wireless internet is available at the Southeast Softball Complex. A member of the Strategic Communications staff will provide login information.

#### Official Statistics

Southeast Missouri uses "The Automated Scorebook" for softball computerized statistics. Final statistics will be available at the conclusion of each game and in between games for doubleheaders.

#### Redhawks on the Internet

Southeast Missouri's Official Athletics website can be found at the following address:

**[SEMORedhawks.com](https://SEMORedhawks.com)**

The website is updated daily and information on all 15 sports is available. Complete schedule, results, coaches and player bios, and conference information can be accessed.





## 2022 SOUTHEAST MISSOURI SOFTBALL GUIDE

### OVC COMMISSIONER'S CUP CHAMPIONS



**S**outheast Missouri's vision of winning the Ohio Valley Conference Commissioner's Cup became a reality when the Redhawks claimed the league's ultimate symbol of overall athletic excellence in Conference-sponsored championships for the first time in school history.

In 2018, SEMO developed a comprehensive strategic plan designed to guide the athletics department into the future which included the following objective as it relates to competition.

"Win the OVC Commissioner's Cup within the next five years and compete annually thereafter."

Mission accomplished.

In 2020-21, SEMO accumulated a total of 119 points, 7.5 points ahead of second-place Belmont (111.5). While competing in the middle of a COVID-19 pandemic, the Redhawks celebrated a dominating spring season bolstered by first-place finishes in

women's tennis, women's track & field, softball and baseball, and a second-place finish in men's track & field. The Redhawks also posted third-place finishes in women's basketball, soccer and volleyball.

"This is truly a team effort. Winning the Commissioner's Cup takes everyone. From the University administration, to the coaches and staff, to the student-athletes, to our supporters. We couldn't have achieved this level of success without all of these groups buying into our vision," said SEMO Director of Athletics Brady Barke.

The Redhawks storybook season came a year after they were on track to win the OVC Commissioner's Cup. In 2019-20, SEMO was in first place following the winter championships before the remainder of the year was canceled and the honor was not awarded due to COVID.

"Not having the opportunity to finish what we started in 2019-20,

makes this year's achievement extra special," added Barke. "We felt we were poised to win the Commissioner's Cup a year ago, so it was great to be able to carry that momentum into the 2020-21 academic year and achieve our goal."

Prior to 2020-21, SEMO finished no higher than third in the OVC Commissioner's Cup standings. Jacksonville State (110.5), Murray State (109.5), Austin Peay (95.0), Morehead State (92.5), UT Martin (88.5), Eastern Kentucky (86.5), Tennessee Tech (80.0), Eastern Illinois (79.5), SIU Edwardsville (75.0) and Tennessee State (33.0) completed this year's scoring.

Since the start of the 2019 calendar year, the Redhawks have won 11 conference championships, most in the OVC. Five of those titles came during this spring alone. SEMO completed its unprecedented 2020-21 campaign with a 93-42-1 (.688) record in conference regular-season play

for its highest OVC regular-season winning percentage in school history. The Redhawks were the only OVC school that qualified for every conference championship event this season. Additionally, SEMO became the first school in OVC history to win a regular-season championship in baseball, softball and women's tennis in the same year.





## 2022 SOUTHEAST MISSOURI SOFTBALL GUIDE REDHAWKS & UNDER ARMOUR



# UNDER ARMOUR

## OFFICIAL OUTFITTER OF SEMO ATHLETICS

**U**nder Armour, Inc. (NYSE: UA, UAA) is the official outfitter for Southeast Missouri Athletics. The Baltimore-based global leader in performance footwear, apparel and equipment became the official outfitter of Southeast Missouri Athletics on July 1, 2018.

As part of the multi-year agreement, Under Armour provides on-field and training gear for 15 sports. Additionally, Under Armour outfits members of the athletic department including coaches and staff.

"We are extremely excited about our partnership with Under Armour and BSN SPORTS to outfit our student-athletes and coaches with the highest quality apparel in the market," said Director of Athletics Brady Barke. "Having two of the industry leaders in athletic apparel associated with us expands the resources available to each of our teams and significantly benefit

our student-athletes."

The new official outfitter agreement includes marketing entitlement that complements Under Armour's brand marketing campaigns through print and venue presence at the University.

Southeast Missouri's athletic programs include football, men's basketball, women's basketball, baseball, men's cross country, women's cross country, softball, women's tennis, volleyball, women's soccer, men's outdoor track & field, men's indoor track & field, women's outdoor track & field, women's indoor track & field and women's gymnastics.

The Redhawks compete at the NCAA Division I level and are part of the NCAA Football Championship Subdivision (formerly I-AA) in football. Southeast first became a member of the Ohio Valley Conference when it moved to NCAA Division I in 1991-92. The Redhawks have

won 57 OVC regular-season championships and 20 OVC tournament titles during their first 29 years in the league. Southeast also won seven Women's All-Sports trophies in that span.

Southeast Missouri joined the growing Under Armour roster of NCAA partners that includes the University of California, Los Angeles, University of California, Berkeley, University of Wisconsin, University of Notre Dame, Naval Academy Athletic Association, University of Maryland, Texas Tech University, Northwestern University, University of Cincinnati, Boston College, University of Utah, University of South Carolina and Auburn University.

### About Under Armour

Under Armour, Inc., headquartered in Baltimore, Maryland is a leading innovator, marketer and distributor of branded performance athletic apparel, footwear and accessories. Designed to make all athletes better, the brand's innovative products are sold worldwide to consumers with active lifestyles. The company's Connected Fitness™ platform powers the world's largest digitally connected health and fitness community.



## 2022 SOUTHEAST MISSOURI SOFTBALL GUIDE

### SOUTHEAST SOFTBALL COMPLEX



# SOUTHEAST SOFTBALL COMPLEX

## HOME OF THE REDHAWKS

The Southeast Softball Complex will serve as the home of the Redhawks for the 23rd year in 2022.

The complex contains three regulation softball fields, all of which have lights. The facility includes batting cages, an air-conditioned press box large enough to accommodate print and broadcast media, and bleacher seating for 600. In addition, there is a hill beyond the right field fence that provides fans with a unique view of the action.

SEMO played Northern Iowa in its first game at this facility on Mar. 6, 1999. Prior to that, the Redhawks played their home games at Parker Field, located in the heart of the Southeast Missouri campus.

The Southeast Softball Complex was constructed as part of Southeast Missouri's effort to improve its sports facilities. At the time, that project

also included new tennis courts, a FieldTurf artificial playing surface for the football and soccer teams, the resurfacing of the Abe Stuber track and new locker rooms for the volleyball, baseball and men's and women's basketball programs.

Recent renovations to the Southeast Softball Complex include a fenced backstop with concrete base and netting, reconfiguration of batting cages (including new turf and netting) and concrete under the bleacher areas.

A windscreen along the outfield wall and protective fencing in front of both dugouts were other upgrades made to the Southeast Softball Complex in recent years.

Additionally, a state-of-the-art video board and padded outfield wall were installed in 2020.







## 2022 SOUTHEAST MISSOURI SOFTBALL GUIDE

### SOUTHEAST SOFTBALL COMPLEX



#### Southeast Softball Complex Facts

Overall Record .....	177-146 (.548)
Field Dimensions	
Left .....	190
Center .....	220
Right .....	190
Capacity .....	600
Largest Crowd .....	345
vs. Austin Peay (Mar. 6, 2021)	
Longest Game .....	3:31
vs. Eastern Illinois (Apr. 23, 2003)	
Shortest Game .....	1:00
Several times, last vs. Eastern Ky. (May 7, 2011)	
Most Innings .....	12
2x, last vs. Eastern Kentucky (May 8, 2011)	
First Game .....	vs. Northern Iowa (May 6, 1999)
First Win .....	5-1, vs. Harvard (Mar. 7, 1999)
First Home Run .....	Jenny Oermann
vs. Saint Louis (Mar. 24, 1999)	
First Win by a Pitcher .....	Christine Engelhardt
vs. Harvard (Mar. 7, 1999)	
First Run Scored .....	Michelle Frank
vs. Northern Iowa (Mar. 6, 1999)	
First Triple .....	Kelsey White
vs. Northern Iowa (Mar. 6, 1999)	
First Official At-Bat .....	Jackie Paulus
vs. Northern Iowa (Mar. 6, 1999)	
First Stolen Base .....	Anne Trieb
vs. Northern Iowa (Mar. 6, 1999)	

#### Southeast Softball Complex Records

Runs .....	17, vs. Lipscomb (Mar. 9, 2003)
Hits .....	16, vs. Tennessee State (Apr. 21, 2012)
Doubles .....	6, 2x, last vs. IUPUI (Mar. 11, 2007)
Triples .....	3, vs. UT Martin (Apr. 6, 1999)
Home Runs .....	6, vs. Eastern Illinois (Apr. 25, 2015)
Walks .....	7, 3x, last vs. Tennessee State (Apr. 8, 2006)
Stolen Bases .....	6, vs. Morehead State (Apr. 18, 2015)
Errors .....	8, vs. Eastern Kentucky (Mar. 31, 2007)
Strikeouts .....	14, vs. Austin Peay (Apr. 14, 2007)

#### Southeast Softball Complex Opponent Records

Runs .....	14
by UT Martin (May 4, 2013)	
Hits .....	16
4x, last by SIUE (Mar. 28, 2015)	
Errors .....	7
3x, last by Austin Peay (Apr. 2, 2010)	

**SEMO**  
SOFTBALL





## 2022 SOUTHEAST MISSOURI SOFTBALL GUIDE

### ACADEMIC EXCELLENCE



# ACADEMIC EXCELLENCE

## ALWAYS A STUDENT FIRST

**T**he Holcomb Success Center offers Southeast Missouri student-athletes a place to study and develop as students and campus leaders.

It is located in the Student Recreation Center, just south of Houck Field. The Holcomb Success Center offers a computer lab with 18 work terminals, study areas and rooms for group meetings. The facility houses the Southeast Academic Services staff and main weight room for Redhawk student-athletes.

The beautiful facility has enhanced the outstanding work in the classroom already enjoyed by SEMO student-athletes.

Redhawk student-athletes overcame an enormous amount of adversity and disruption during the COVID-19 pandemic to cap a record 2019-20 academic year.

After recording a 3.39 grade point average in the fall, SEMO accumulated a Department of

Athletics record 3.53 spring semester GPA.

A total of 12 teams achieved a 3.21 or higher GPA during the spring term alone.

Also, five different programs, including gymnastics (3.82), women's soccer (3.78), women's basketball (3.42), men's basketball (3.26) and football (2.94) registered their highest semester GPA ever.

Women's tennis led the spring semester with a 3.88 GPA. Women's cross country (3.76), women's track & field (3.66), softball (3.60), volleyball (3.44), baseball (3.35), men's cross country (3.32) and men's track & field (3.21) completed the team GPAs in the spring term.

Tutors are available for all student-athletes as needed. In addition, both attendance and academic progress is monitored through regular checks with faculty.


A special course is required for all first time student-athletes at SEMO. The course, which offers three credit hours, is part of a comprehensive program developed to address study skills and life skills topics, and thus, enhance retention and academic success for student-athletes.

Entering student-athletes are evaluated for academic preparedness and assigned to appropriate categories. Student-athletes can also receive individualized academic programs which include meeting with a

mentor bi-weekly to discuss academic progress.

The Holcomb Success Center staff works to get athletes involved in campus and community projects, as well. This is done to provide a support structure and greater opportunity for academic success. Through the NCAA's CHAMPS/Life Skills Program, the Holcomb Success Center gives student-athletes personal and professional skills in order to facilitate successful and productive futures.





## SOCIAL DEVELOPMENT

### GIVING BACK & SERVING THE COMMUNITY

**S**tudent-athletes and coaches at Southeast Missouri are dedicated to giving back to the community that so generously supports them.

Redhawk softball student-athletes have opportunities to participate in a variety of community service activities each year. Community involvement helps provide a support structure and greater opportunity for academic success.

We are proud of the level of commitment shown by our student-athletes and always encourage them to participate in community service projects here at SEMO.

SEMO student-athletes also have the opportunity to participate in the Redhawks BRIDGE Program. The mission of the Redhawks BRIDGE Program is to develop a comprehensive student-athlete development program by Building Responsible

Individuals and Delivering Gainful Experiences. This program provides student-athletes with both leadership and life skills experiences through interactive programming that will prepare them to be successful in life after athletics. The leadership programming will teach student-athletes about Southeast's culture and allow them to learn, develop, and apply leadership skills. The life skills programming provides educational programs designed to assist student-athletes in identifying and applying transferable skills and experiences to prepare them to succeed outside of the athletic arena.





## COMPETITIVE SUCCESS

### SPORTS PERFORMANCE

**S**outheast Missouri's Strength and Conditioning program is committed to developing the total student-athlete through their experiences within a competitive training environment.

SEMO's weight room renovations at the Holcomb Success Center were completed in January, 2016.

Indoor turf, weights, equipment and lifting platforms were added as part of the renovation, which

cost \$500,000. The facility now has more space and equipment to handle SEMO's larger teams or multiple teams training at the same time. Branding and new lighting were also included in the overall project.

The newly-renovated weight room enhances training with the best equipment available and is able to accommodate larger teams or multiple teams training at the same time.







## SPORTS MEDICINE

PROVIDING THE BEST CARE POSSIBLE

**S**outheast Missouri's sports medicine staff strives to provide the best care possible for its student-athletes.

On Aug. 14, 2019, SEMO and SoutheastHEALTH entered a collaborative partnership in which SoutheastHEALTH will serve as comprehensive providers of orthopedic and sports medicine services for the University's NCAA Division I athletics program, its intramural and club sport participants and for the University's performing arts students.

Under the agreement, SoutheastHEALTH orthopedic and sports medicine physicians provide orthopedic, primary medical care, athletic training and physical therapy services, and invest in the University by providing diagnostic equipment and athletic training supplies, as well as scholarships for students.

SoutheastHEALTH

orthopedists Dr. Anthony McPherron, Dr. Matthew Baker and Dr. Charity Jacobs, and SoutheastHEALTH sports medicine physician Andrew Lawrence serve as the official team physicians of SEMO.

The sports medicine staff begins treatments and rehabilitation starting as early as 6 a.m., and is available until the last student-athlete is through.

There are currently four sports medicine facilities on campus. The staff treats out of the Rosengarten Athletic Complex, where the primary training room is located. There are two other satellite athletic training rooms, including one at Houck Field House and one at the Show Me Center.







2022 SOUTHEAST MISSOURI SOFTBALL GUIDE  
**BACK-TO-BACK OVC CHAMPIONS**



**OVC CHAMPIONS**  
BACK-TO-BACK



**2019**







2022 SOUTHEAST MISSOURI SOFTBALL GUIDE  
**BACK-TO-BACK OVC CHAMPIONS**



**SEMO**

**2021**

**OVC TOURNAMENT CHAMPIONS** | 1994 • 1996 • 1997 • 1998 • 1999 • 2019  
**NCAA TOURNAMENT** | 1999 • 2019





## DR. CARLOS VARGAS

### PRESIDENT

**D**r. Carlos Vargas became the 18th president of Southeast Missouri State University July 1, 2015, after having served as acting president at Kutztown University of Pennsylvania.

Since becoming president, Dr. Vargas has launched initiatives to marshal the resources, leverage opportunities and address a variety of challenges and needs of Southeast Missouri State University. He has set as primary goals for the institution the support for student persistence and retention.

He has encouraged and supported the identification and development of innovative academic programs, including bachelor's degrees in Unmanned Aircraft Systems, Geographic Information Science, and industrial and systems engineering. He has continued

to support the globalization of the campus through expansion of study-abroad experiences, extensive engagement of international students, and encouragement of students on campus and abroad to explore cultural interaction. He has championed the work of the President's Task Force on Diversity Education and continued emphasizing the expectations for enhancement of the teacher-scholar model. Under President Vargas' leadership, regional partnerships and collaborations have been solidified, including several joint initiatives with Three Rivers, Mineral Area and other community colleges.

Prior to assuming the presidency at Southeast, Dr. Vargas served one year as acting president of Kutztown University, where he also served as the provost and vice president for academic and student affairs.

Prior to his tenure at Kutztown, Dr. Vargas was at Central State University in Wilberforce, Ohio, where he served as provost and vice president for academic affairs. He previously served in several roles at Kent State University (Ohio) for a total of 18 years, including founding director of the program on electron beam technology. He was also Kent's associate dean for research, interim assistant dean for research and interim assistant dean for the School of Technology. He started his tenure at Kent State in 1985 as a professor, and continued to teach until his departure from the university in 2003.

Dr. Vargas began his career in higher education at the National Autonomous University of Mexico (UNAM), from which he received a Bachelor of Science in physics.

He earned his Ph.D. in physics and aerospace science from the

University of Michigan and he has Master of Science degrees from Michigan in both physics and aerospace science. He is married to Pam Vargas, who currently serves as director of Research and Grant Development at Southeast, and they have a son, a daughter, and two granddaughters.





## 2022 SOUTHEAST MISSOURI SOFTBALL GUIDE

### PRESIDENT DR. CARLOS VARGAS



#### Southeast Missouri State Board of Regents



**Edward P. Gargas**  
President



**Phillip M. Britt**



**James P. Limbaugh**



**Tina L. Klocke**



**Lloyd F. Smith**



**Vivek Malik**



**Lauren Kohn**  
Student Representative



**OVC TOURNAMENT CHAMPIONS** | 1994 • 1996 • 1997 • 1998 • 1999 • 2019  
**NCAA TOURNAMENT** | 1999 • 2019



## BRADY BARKE

DIRECTOR OF ATHLETICS

**S**outheast Missouri Athletics has reached unprecedented success under the leadership of Brady Barke.

In 2020-21, SEMO claimed its first-ever Ohio Valley Conference Commissioner's Cup, the league's ultimate symbol of overall athletic excellence in Conference-sponsored championships.

While competing in the middle of a COVID-19 pandemic, the Redhawks won five OVC titles and one national championship. Women's tennis (regular-season), softball (regular-season), women's outdoor track & field and baseball (regular-season and tournament) all celebrated OVC championships, and gymnastics won the 2021 USA Gymnastics Women's Collegiate National Championship.

All that success came after the Redhawks were on track to win the OVC Commissioner's Cup the previous year. In 2019-20, SEMO was in first place following the winter championships before

the remainder of the year was canceled and the honor was not awarded due to COVID.

Since the start of the 2019 calendar year, the Redhawks have won a total of 11 conference championships, most in the OVC. SEMO completed its remarkable 2020-21 campaign with a 93-42-1 (.688) record in conference regular-season play for its highest OVC regular-season winning percentage in school history. The Redhawks were also the only OVC school that qualified for every conference championship event in 2020-21, the best season in SEMO's NCAA Division I history.

Barke looks forward to keeping the momentum going as he begins his sixth year as SEMO's Director of Athletics.

Barke served as the Interim Director of Athletics since July, 2015, before being named to the permanent position of Director of Athletics on June 7, 2016.

He has built a culture that thrives on academics just as much as it does on competitive success.

Academically, SEMO's athletic teams are strong year-in and year-out.

Athletics achieved a 3.23 departmental GPA for the 2020-21 academic year. Fourteen of SEMO's 15 sports finished with a team GPA of 3.0 or higher.

Before that, student-athletes overcame an enormous amount of adversity and disruption brought on by a global COVID-19 pandemic to close out the 2019-20 academic year with a Department of Athletics record 3.53 spring grade point average.

That mark was the highest GPA of any semester for the Redhawks who had a total of 12 teams achieve a 3.21 or higher GPA in the spring term alone.

Also, five different programs, including gymnastics (3.82), women's soccer (3.78), women's basketball (3.42), men's basketball (3.26) and football (2.94) registered their highest semester GPAs ever.

The upcoming 2021-22 campaign marks SEMO's fourth

year with Under Armour. Barke reached a multi-year agreement with the Baltimore-based global leader in performance footwear, apparel and equipment that made Under Armour the official outfitter of SEMO Athletics on July 1, 2018.

As part of the multi-year agreement, Under Armour provides on-field and training gear for 15 sports. Additionally, Under Armour outfits members of the athletic department including coaches and staff.

Barke also secured bids to host SEMO's first home football playoff games. Additionally, he helped the University reach a collaborative partnership with SoutheastHEALTH. Under the agreement, SoutheastHEALTH orthopedic and sports medicine physicians provide orthopedic, primary medical care, athletic training and physical therapy services, and invest in the University by providing diagnostic equipment and athletic training supplies, as well as scholarships for students.





## 2022 SOUTHEAST MISSOURI SOFTBALL GUIDE

### DIRECTOR OF ATHLETICS BRADY BARKE



More recently, new state-of-the-art Formetco digital video scoreboards were installed at both Houck Field and the Southeast Softball Complex under Barke's leadership.

A 4,000-square foot baseball training facility was completed prior to the 2020 season. The \$400,000 indoor facility can fit up to four batting cages.

Barke hired Brad Korn as the Redhawks head men's basketball coach on Mar. 24, 2020, while navigating through the challenging times during the COVID-19 pandemic. Korn was the fourth head coach Barke hired during his tenure as Director of Athletics.

During his first year in 2016-17, Barke introduced Andy Sawyers as the Redhawks head baseball coach and worked tirelessly on two major renovation projects.

Nearly a month after Sawyers was hired, Southeast Missouri State and the City of Cape Girardeau officially broke ground on Capaha Field. New synthetic turf, new fencing and a digital scoreboard in the outfield were added as part of the \$1.8 million project that was completed before SEMO's season-opener.

Gymnastics Coach Ashley orchestrated a big turnaround in SEMO women's gymnastics during her first three years as head coach.

Women's Tennis Coach Mary Beth Gunn was Barke's other hire.

Sawyers, Lawson and Gunn each claimed Coach of the Year honors in 2021. SEMO's baseball team won the OVC regular-season and tournament titles, and made the NCAA Tournament under Sawyers. The gymnastics team won the USA Gymnastics Women's Collegiate National Championship with Lawson at the helm. And, Gunn led the women's tennis team to its first OVC regular-season title in program history.

On Feb. 3, 2017, SEMO formally dedicated Holcomb Success

Center. To honor the long-time service and philanthropy of Dr. John and Judy Holcomb, the University named the facility the Holcomb Success Center located in the Student Recreation Center-South. Indoor turf, weights, equipment and lifting platforms were added as part of the renovation at a cost of \$500,000. The facility now has more space and equipment to handle SEMO's larger teams or multiple teams training at the same time. Barke helped secure the Holcombs gift, the largest single cash gift in SEMO Athletics history. Major improvements were also made to the second floor of the building where athletic academic services are housed. This space provides student-athletes with places to study and features a computer lab with 30 work terminals and rooms for group meetings. Staff members assist student-athletes with life skills development, academic advising and academic progress toward degree requirements and NCAA eligibility.

Additional renovations have been made to the nutrition area that serves as a fueling station for SEMO student-athletes at the Holcomb Success Center.

Fundraising continues to increase under Barke's direction.

The 2018-19 campaign marked the highest level of giving to the Redhawks Club general fund in 15 years.

Barke also worked with donors to establish two new endowed scholarships for student-athletes and raised over \$60,000 to support the SEMO football program and summer school scholarships.

More than \$250,000 in pledges for the Redhawks Club unrestricted booster fund has been raised with Barke as Director of Athletics.

Improved branding has been a priority. Redhawk banners, S-E! M-O! billboards, Welcome to Redhawk Country and Redhawks yard signs are prominently

displayed all over Cape Girardeau.

On July 1, 2020, SEMO unveiled refreshed spirit marks, including a new primary logo, wordmark and variations for its 15 athletic programs. The new brand identity will allow SEMO's athletic teams to display consistent logos, lettering and numerals, and is independent of the existing University marks.

A year later on July 1, 2021, SEMO partnered with Affinity Licensing to manage its trademark licensing program. As part of the agreement, Affinity Licensing will act as the exclusive agency to manage the University's consumer products licensing relationships with manufacturers and retailers.

Barke helped develop the Redhawks Trivia Night & Auction, a sold out event that generated over \$200,000 in net revenue over five years. In addition, he launched the Redhawks BRIDGE program which provides student-athletes with both leadership and life skills experiences through interactive programming that will prepare them to be successful in life after athletics.

Barke served as Interim Associate Director of Athletics for Compliance & Student Support Services before being named the Senior Associate to the President and Secretary to the Southeast Missouri State University Board of Regents in 2013.

He began his tenure at Southeast in 2008 as Assistant Director of Athletics for Compliance & Eligibility. Barke previously served as a governance intern with the NCAA national headquarters in Indianapolis, and as a law clerk with the Southern Illinois University-Carbondale Department of Athletics Compliance Office.

Barke has served as a member of the National Association of Athletics Compliance (NAAC), chaired the NAAC Education Committee, and was a member of the NAAC Board of Directors. He has facilitated the NCAA Regional Leadership Academy, and served on both the NCAA Sports Wagering Task Force and the Olympic Sports Liaison Committee.

Barke has a juris doctorate degree from Southern Illinois University School of Law, an MBA from Southeast Missouri State University, and a bachelor of science degree in biology from Webster University. While a student at Webster, Barke was a member of both the basketball and golf teams and was inducted into the Webster Athletic Hall of Fame.

He and his wife, Halley, are parents of three children, Mabrie, Jackson, and Kolbe.





## 2022 SOUTHEAST MISSOURI SOFTBALL GUIDE

### ATHLETICS STAFF



**Kim Schuette**  
Associate Director of Athletics  
Administration/SWA



**Nate Saverino**  
Associate Director of Athletics  
External Affairs



**Angela Black**  
Assistant Director of Athletics  
Compliance & Eligibility



**Kent Phillips**  
Coordinator of Facilities &  
Event Management



**TJ Bartels**  
Ticket Office Manager




**Betsy Wilcox**  
Director of Academics &  
Student-Athlete Development



**Brooke Hengst**  
Asst. Director of Academics &  
Student-Athlete Development



**Adam Criblez**  
Faculty Athletics Representative



**Ben Fox**  
Co-Head Athletic Trainer



**Amanda Martin**  
Co-Head Athletic Trainer



**Ryan Napoli**  
Director of Sports Performance



**Kristin Jones**  
Assistant Athletic Trainer



**Nathan Harrison**  
Assistant Athletic Trainer



**Mike Patke**  
Assistant Athletic Trainer



**Michael Hair**  
Assistant Athletic Trainer



**Paytience Ivy**  
Assistant Athletic Trainer



**David Hudson**  
Assistant Athletic Trainer



**Leslie Brooks**  
Graduate Assistant  
Compliance



**Sawyer Becherer**  
Graduate Assistant  
Marketing & Engagement



**Kyle Kasten**  
Graduate Assistant  
Facilities & Event Management





## 2022 SOUTHEAST MISSOURI SOFTBALL GUIDE

### ATHLETICS STAFF



**Jessica Wilson**  
Business Operations



**Anthony Bello**  
Graduate Assistant



**Andy Sawyers**  
Head Baseball Coach



**Trevor Ezell**  
Assistant Baseball Coach



**Drew Millwood**  
Director of Baseball Analytics



**Dan McKinney**  
Assistant Baseball Coach



**Austin Spainhour**  
Volunteer Assistant  
Baseball Coach



**Brad Korn**  
Head Men's Basketball Coach



**Keith Pickens**  
Assistant Men's  
Basketball Coach



**Sam McMahon**  
Assistant Men's  
Basketball Coach



**Dustin Yoder**  
Assistant Men's  
Basketball Coach



**LaDon Champagnie**  
Men's Basketball  
Director of Operations



**Collin Jasper**  
Men's Basketball  
Graduate Assistant



**Rekha Patterson**  
Head Women's Basketball Coach



**David Midlick**  
Assistant Women's  
Basketball Coach



**Jasmine Newsome**  
Assistant Women's  
Basketball Coach



**Carolyn Jenkins**  
Assistant Women's  
Basketball Coach



**Tom Matukewicz**  
Head Football Coach



**Jeremy McDowell**  
Assistant Football Coach



**Ricky Coon**  
Assistant Football Coach





## 2022 SOUTHEAST MISSOURI SOFTBALL GUIDE

### ATHLETICS STAFF



**Ray Smith**  
Assistant Football Coach



**Justin Drudik**  
Assistant Football Coach



**Jerone Williams**  
Assistant Football Coach



**Issac Reed**  
Assistant Football Coach



**Lucas Orchard**  
Assistant Football Coach




**Luke Berblinger**  
Assistant Football Coach



**Brett Blackman**  
Director of Football  
Operations & Equipment




**Ashley Lawson**  
Head Women's  
Gymnastics Coach



**Andavea Alexander**  
Assistant Women's  
Gymnastics Coach



**Heather Nelson**  
Head Women's Soccer Coach



**Paul Nelson**  
Associate Head Women's  
Soccer Coach



**Tatianna Parham**  
Sundancer Coach



**Mary Beth Gunn**  
Head Women's Tennis Coach




**Kseniya Zonova**  
Graduate Assistant  
Women's Tennis



**Eric Crumpecker**  
Head Track & Field Coach



**Ryan Lane**  
Cross Country Coach  
Assistant Track & Field Coach




**Eric Fox**  
Assistant Track & Field Coach



**Theresa Scott**  
Assistant Track & Field Coach



**Julie Yankus**  
Head Volleyball Coach



**Matt Stolz**  
Assistant Volleyball Coach



#LETSSOAR



PREVIEW







## 2022 SOUTHEAST MISSOURI SOFTBALL GUIDE

### SEASON PREVIEW



The reigning back-to-back Ohio Valley Conference Champion Southeast Missouri softball team carries a lot of momentum into its upcoming 2022 campaign.

SEMO, this year's preseason OVC favorite, has its sights set on a three-peat, something that's been done only once in school history since the program turned Division I in 1991-92.

If there's any difference from last season to this year, it is that the Redhawks will field a much younger team under eighth-year Head Coach Mark Redburn this spring.

"We want to keep our expectations high due to all the recent success we've had in our program," said Redburn. "At the same time, we are a really young team. We still want to go out and win the OVC, conference tournament and even make it to an NCAA Regional. I look forward to seeing how this young squad comes together."

SEMO has a 22-member roster predominantly full of underclassmen, including nine sophomores and eight freshmen. The Redhawks also return five position starters and their top three pitchers from 2021. In addition, SEMO has a pair of veteran fifth-year seniors back in OVC Pitcher of the Year Rachel Rook and outfielder Kaylee Anderson, the team's second-leading home run hitter.

"We're in a much better situation having both Rachel and Kaylee returning," said Redburn. "They are great leaders with a lot of experience. We are going to rely on them a lot. Overall, I'm really excited about our talent level. It's just a matter of how quickly we can put it all together."

SEMO secured 16 of the possible 20 first-place votes in this year's OVC Preseason Poll assembled by the league's Head Coaches and Communication Directors. Austin Peay, Murray

State, Eastern Illinois and UT Martin filled out the top five. SIU Edwardsville, Tennessee Tech, Belmont, Tennessee State and Morehead State completed the voting.

The Redhawks wrapped up their 2021 season with an overall record of 30-17 and topped the OVC with a 23-6 mark. Statistically, SEMO led the conference in on-base percentage (.369), opposing batting average (.213), strikeouts looking (69), saves (8), fewest hits allowed (247), fewest runs allowed (139) and fewest earned runs allowed (121). Additionally, the 23 OVC wins were a school record.

In the last two-plus seasons alone, SEMO compiled an overall record 121-60 and 55-18 in the OVC with Redburn at the helm, a two-time OVC Coach of the Year. Since 2019, the Redhawks won a pair of OVC regular-season titles, one conference tournament crown and advanced to one NCAA Tournament.

Here is an extensive look at this year's Redhawks:

#### Catcher

Marshall University transfer **Kat Sackett (Erie, Colo.)** looks to assume the starting role as SEMO's catcher in her first season with the Redhawks this spring.

Sackett is a shutdown catcher with a great arm and, according to Redburn, has all the potential to be one of the best arms behind the dish the Redhawks have had.

She started 19 of 24 games for Marshall as a freshman in 2021. Sackett hit .254 with seven runs, seven doubles, five home runs and 16 RBI.

Sophomore **Karsyn Davis (Harrisburg, Ill.)** will comple-

ment Sackett after playing in 36 games and making 27 starts at catcher last season.

Pena shared starting duties with Davis a year ago and is another possibility.

Meanwhile, freshmen **Tori Bradley (Blue Springs, Mo.)** and **Sydney Melton (Eddyville, Ky.)** stretch the depth at catcher.

#### Infield

Junior **Alyson Tucker (Farmington, Mo.)** and sophomore **Kynzie Wrigley (Mt. Zion, Ill.)** are the two returning starters on SEMO's infield.

Tucker is back at shortstop after starting 41 games there during her first season of Division I softball a year ago. She hit .289 with 17 runs, 28 hits, four doubles, four home runs, 12 RBI and three stolen bases. Tucker (.338) was one of nine Redhawks who hit over .300 in league play.

Wrigley, after spending a strong rookie season as SEMO's starting second baseman, moves to third this spring. She ranked third on the team with a .336 batting average as a true freshman. Wrigley added 20 runs scored, eight doubles, two home runs and 13 RBI in 34 starts.

At first base, SEMO has a huge hole to fill following the departure of its all-time career home run and RBI leader Ashley Ellis. Ellis will remain with the Redhawks as a volunteer assistant coach after her remarkable playing tenure.

True freshman **Aubrie Shore (Mahomet, Ill.)** is the leading candidate to take over at first base.

Shore was a First-Team All-Conference pick at Mahomet-Seymour High School, where







## 2022 SOUTHEAST MISSOURI SOFTBALL GUIDE

### SEASON PREVIEW



she hit .526 with 40 runs scored, 14 doubles, three triples, seven home runs and 27 RBI as a senior.

Fellow freshman **Kileigh Grisham (Eureka, Mo.)** has made good strides after red-shirting last season. Grisham will also look to contribute after shifting from third to first.

Either sophomore **Abigail Rickermann (Festus, Mo.)** or freshman **Sydney Dennis (Eureka, Mo.)**, both left-handed hitters, will get the starting nod at second base.

Rickermann saw action in 35 games and made six starts as a freshman in 2021.

Dennis was an All-Conference and All-District honoree during all four of her prep seasons at Eureka High School.

Junior **Chelsy Pena (Columbia, Ill.)** is also in the mix and could see time at shortstop or third base.

#### Outfield

Another big loss for SEMO comes in center field, where the Redhawks are working to fill the void left by Rachel Anderson, arguably the greatest player in program history.

A four-time First-Team All-OVC pick and the league's Player of the Year in 2019, Anderson broke 11 different career records during her phenomenal career, where she never missed a start in 231 games.

**Paige Halliwill (Mogadore, Ohio)**, a transfer from Marshall University, should settle nicely into that position.

Halliwill, who was teammates with Sackett, started all 33 games for the Thundering Herd last season. She hit .263 with 14 runs, four doubles, a team-high two triples, four home runs

and 15 RBI.

Halliwill will be between returning starters **Jillian Anderson (Rochester, Ill.)** and **Kaylee Anderson (Warrenton, Mo.)**.

J. Anderson started 43 games in left field and hit .268 with 22 runs scored, 11 doubles, one triple and 15 RBI en route to claiming OVC All-Newcomer Team accolades.

K. Anderson garnered OVC All-Tournament laurels last season. She hit .311 as one of five players hitting over .300. Anderson led the team in runs scored (33) and ranked second in hits (42), home runs (14) and RBI through 47 games and 46 starts.

Returnees **Kelby Robinson (Wentzville, Mo.)** and **Kimmy Fleming (Park Hills, Mo.)**, and newcomer **Tatum Gerwitz (O'Fallon, Mo.)** are the rest of SEMO's outfielders.

#### Pitcher

SEMO was among the top two in the OVC in earned run average (2nd, 2.76), opposing batting average (1st, .213), strikeouts (2nd, 285), strikeouts looking (1st, 69), wins (2nd, 30) and saves (1st, 8). Redhawk pitchers gave up the fewest runs, earned runs and hits out of anyone in the league, as well.

Fifth-year senior **Rachel Rook (Republic, Mo.)** is back as SEMO's ace in the circle after a spectacular 2021 campaign which saw her become only the second Redhawk in program history to claim the coveted OVC Pitcher of the Year honor.

Also a First-Team All-OVC and Third-Team National Fastpitch Coaches Association (NFCA) All-Mideast Region selection, Rook went 20-9 with a 2.36 ERA

in 35 appearances and 28 starts. She tossed seven shutouts and 13 complete games to go along with a team-high four saves. Rook recorded 196 strikeouts in 163 innings and pinned opponents to a .191 batting average.

In conference play alone, Rook fashioned a 14-3 record and 1.53 ERA. She broke SEMO's all-time single-season record in strikeouts per seven innings (8.4) and led the OVC in wins, innings pitched, strikeouts, shutouts and opposing batting average.

**Paytience Holman (Mexico, Mo.)** and left-hander **Marisa Davis (Kansas City, Mo.)** are the Redhawks other two returning pitchers.

Holman put together a 7-7 record and 3.02 ERA as SEMO's number two starter in 2021. She appeared in 24 games and logged 18 starts, while ranking second behind Rook with 53 strikeouts in 92.2 innings. Holman came on strong in OVC play, where she posted a 6-2 mark with four shutouts. She is currently out with an injury and could return as early as the conference season if not sooner.

Davis saw her innings increase significantly out of the bullpen a year ago. She compiled a 3-0 record with three saves and 30 strikeouts in 40 innings over 23 relief appearances.

Freshmen **Delaney Kell (Salem, Ill.)** and **Emma Rote (Broken Arrow, Okla.)** are the newest additions to SEMO's pitching staff, while **Kaylee Anderson (Warrenton, Mo.)** is another option if the need arises.

#### 2022 Schedule

Southeast Missouri has 56 games scheduled, including 15 at the Southeast Softball Complex this upcoming 2022 season.

SEMO will play its first 26 contests outside of Cape Girardeau with trips to six different tournaments and a midweek visit to Southeastern Conference member Ole Miss (Mar. 2).

The Redhawks will participate in the Southeastern Louisiana (Feb. 11-13), Western Kentucky (Feb. 18-19), Arkansas (Feb. 25-27), Lipscomb (Mar. 4-6), Kansas (Mar. 11-13) and Kansas City (Mar. 15) tournaments.

SEMO also has five teams which made the NCAA Tournament a year ago on its 2022 slate. Those opponents are Western Kentucky (Feb. 19), Arkansas (Feb. 25, Feb. 26), Ole Miss (Mar. 2), Wichita State (Mar. 11) and Southern Illinois (Mar. 23, Mar. 30).

The Redhawks will play a 28-game OVC schedule which opens with a three-game home series vs. Tennessee State (Mar. 19-20). Morehead State (Apr. 2-3), Eastern Illinois (Apr. 9-10), UT Martin (DH, Apr. 7) and Belmont (May 7-8) also come to Cape Girardeau this season.

The road portion of SEMO's league schedule consists of trips to Tennessee Tech (Mar. 26-27), UT Martin (DH, Apr. 6), Austin Peay (Apr. 15-16), Murray State (Apr. 23-24) and SIU Edwardsville (Apr. 30-May 1).

Postseason play will begin with the OVC Tournament, May 11-14, in Oxford, Alabama. This year marks the sixth where the tournament will be held at Choccolocco Park in Oxford.

SEMO opens its season in Louisiana on Feb. 11-13.



## 2022 SOUTHEAST MISSOURI SOFTBALL GUIDE

### NUMERICAL & ALPHABETICAL ROSTER



#### Numerical

No.	Name	Pos.	Ht.	B/T	Cl.	Hometown (High School/College)
1	Jillian Anderson	OF	5-4	L/L	So.	Rochester, Ill. (Rochester)
2	Paige Halliwill	OF	5-7	L/L	So.	Mogadore, Ohio (Mogadore/Marshall)
3	Kimmy Fleming	OF	5-7	L/R	So.	Park Hills, Mo. (Central)
4	Alyson Tucker	INF	5-5	R/R	Jr.	Farmington, Mo. (Farmington/Jefferson College)
5	Kyleigh Grisham	INF	5-7	R/R	R-Fr.	Eureka, Mo. (Eureka)
6	Marisa Davis	P	5-4	L/L	Jr.	Kansas City, Mo. (Lee's Summit North)
7	Karsyn Davis	C	5-11	R/R	So.	Harrisburg, Ill. (Harrisburg)
8	Sydney Melton	C	5-8	R/R	Fr.	Eddyville, Ky. (Lyon County)
9	Rachel Rook	P	5-11	R/R	Sr.	Republic, Mo. (Republic)
10	Tatum Gerwitz	OF	5-9	L/R	Fr.	O'Fallon, Mo. (Fort Zumwalt West)
11	Tori Bradley	C	5-7	L/R	Fr.	Blue Springs, Mo. (Blue Springs South)
12	Emma Rote	P/UT	6-0	R/R	Fr.	Broken Arrow, Okla. (Broken Arrow)
14	Kaylee Anderson	OF/P	5-7	R/R	Sr.	Warrenton, Mo. (Warrenton)
15	Delaney Kell	P	5-6	R/R	Fr.	Salem, Ill. (Salem)
16	Abigail Rickermann	INF	5-6	L/R	So.	Festus, Mo. (Festus)
17	Kelby Robinson	OF	5-6	L/R	So.	Wentzville, Mo. (Holt)
18	Sydney Dennis	INF	5-5	L/R	Fr.	Eureka, Mo. (Eureka)
19	Paytience Holman	P	5-8	R/R	So.	Mexico, Mo. (Mexico)
20	Kat Sackett	C	6-0	L/L	So.	Erie, Colo. (Erie/Marshall)
21	Chelsy Pena	C	5-6	R/R	Jr.	Columbia, Ill. (Columbia)
24	Kynzie Wrigley	INF	5-3	L/R	So.	Mt. Zion, Ill. (Mt. Zion)
26	Aubrie Shore	INF	5-6	R/R	Fr.	Mahomet, Ill. (Mahomet-Seymour)

#### Alphabetical

No.	Name	Pos.	Ht.	B/T	Cl.	Hometown (High School/College)
1	Jillian Anderson	OF	5-4	L/L	So.	Rochester, Ill. (Rochester)
14	Kaylee Anderson	OF/P	5-7	R/R	Sr.	Warrenton, Mo. (Warrenton)
11	Tori Bradley	C	5-7	L/R	Fr.	Blue Springs, Mo. (Blue Springs South)
7	Karsyn Davis	C	5-11	R/R	So.	Harrisburg, Ill. (Harrisburg)
6	Marisa Davis	P	5-4	L/L	Jr.	Kansas City, Mo. (Lee's Summit North)
18	Sydney Dennis	INF	5-5	L/R	Fr.	Eureka, Mo. (Eureka)
3	Kimmy Fleming	OF	5-7	L/R	So.	Park Hills, Mo. (Central)
10	Tatum Gerwitz	OF	5-9	L/R	Fr.	O'Fallon, Mo. (Fort Zumwalt West)
5	Kyleigh Grisham	INF	5-7	R/R	R-Fr.	Eureka, Mo. (Eureka)
2	Paige Halliwill	OF	5-7	L/L	So.	Mogadore, Ohio (Mogadore/Marshall)
19	Paytience Holman	P	5-8	R/R	So.	Mexico, Mo. (Mexico)
15	Delaney Kell	P	5-6	R/R	Fr.	Salem, Ill. (Salem)
8	Sydney Melton	C	5-8	R/R	Fr.	Eddyville, Ky. (Lyon County)
21	Chelsy Pena	C	5-6	R/R	Jr.	Columbia, Ill. (Columbia)
16	Abigail Rickermann	INF	5-6	L/R	So.	Festus, Mo. (Festus)
17	Kelby Robinson	OF	5-6	L/R	So.	Wentzville, Mo. (Holt)
9	Rachel Rook	P	5-11	R/R	Sr.	Republic, Mo. (Republic)
12	Emma Rote	P/UT	6-0	R/R	Fr.	Broken Arrow, Okla. (Broken Arrow)
20	Kat Sackett	C	6-0	L/L	So.	Erie, Colo. (Erie/Marshall)
26	Aubrie Shore	INF	5-6	R/R	Fr.	Mahomet, Ill. (Mahomet-Seymour)
4	Alyson Tucker	INF	5-5	R/R	Jr.	Farmington, Mo. (Farmington/Jefferson College)
24	Kynzie Wrigley	INF	5-3	L/R	So.	Mt. Zion, Ill. (Mt. Zion)

**Head Coach:** Mark Redburn (Eighth Year/Missouri-St. Louis, 1993)

**Assistant Coaches:** Kristen Jones (Seventh Year/Augusta State, 2012); Matthew Guemmer (Third Year, Missouri, 2013)

**Volunteer Assistant Coach:** Ashley Ellis

**Student Manager:** Addison McMahan

#### Roster Breakdown

Total Squad Members	22
Seniors	2
Juniors	3
Sophomores	9
Freshmen	8

#### Pronunciation Guide

Tatum Gerwitz	GURR-witz
Emma Rote	Wrote

#### Geographical Breakdown

Colorado	1
Kat Sackett	
Illinois	6
Jillian Anderson, Karsyn Davis, Delaney Kell, Chelsy Pena, Aubrie Shore, Kynzie Wrigley	
Kentucky	1
Sydney Melton	
Missouri	12
Kaylee Anderson, Tori Bradley, Marisa Davis, Sydney Dennis, Kimmy Fleming, Tatum Gerwitz, Kyleigh Grisham, Paytience Holman, Abigail Rickermann, Kelby Robinson, Rachel Rook, Alyson Tucker	
Ohio	1
Paige Halliwill	
Oklahoma	1
Emma Rote	








## 2022 SOUTHEAST MISSOURI SOFTBALL GUIDE

### RADIO/TV ROSTER



**1**  
**Jillian Anderson**  
OF / 5-4 / So. / L/L  
Rochester, Ill.



**2**  
**Paige Halliwill**  
OF / 5-7 / So. / L/L  
Edwardsville, Ill.



**3**  
**Kimmy Fleming**  
OF / 5-7 / So. / L/R  
Park Hills, Mo.



**4**  
**Alyson Tucker**  
INF / 5-5 / Jr. / R/R  
Farmington, Mo.



**5**  
**Kileigh Grisham**  
INF / 5-7 / R-Fr. / R/R  
Eureka, Mo.



**6**  
**Marisa Davis**  
P / 5-4 / Jr. / L/L  
Kansas City, Mo.



**7**  
**Karsyn Davis**  
C / 5-11 / So. / R/R  
Harrisburg, Ill.



**8**  
**Sydney Melton**  
C / 5-8 / Fr. / R/R  
Eddyville, Ky.



**9**  
**Rachel Rook**  
P / 5-11 / Sr. / R/R  
Republic, Mo.



**10**  
**Tatum Gerwitz**  
OF / 5-9 / Fr. / L/R  
O'Fallon, Mo.




**11**  
**Tori Bradley**  
C / 5-7 / Fr. / L/R  
Blue Springs, Mo.



**12**  
**Emma Rote**  
P/UT / 6-0 / Fr. / R/R  
Broken Arrow, Okla.




**14**  
**Kaylee Anderson**  
OF/P / 5-7 / Sr. / R/R  
Warrenton, Mo.



**15**  
**Delaney Kell**  
P / 5-8 / Fr. / R/R  
Salem, Ill.



**16**  
**Abigail Rickermann**  
INF / 5-6 / So. / L/R  
Festus, Mo.



**17**  
**Kelby Robinson**  
OF / 5-6 / So. / L/R  
Wentzville, Mo.



**18**  
**Sydney Dennis**  
INF / 5-5 / Fr. / L/R  
Eureka, Mo.



**19**  
**Paytience Holman**  
P / 5-8 / So. / R/R  
Mexico, Mo.



**20**  
**Kat Sackett**  
C / 6-0 / So. / L/L  
Erie, Colo.



**21**  
**Chelsy Pena**  
C / 5-6 / Jr. / R/R  
Columbia, Ill.



**24**  
**Kynzie Wrigley**  
INF / 5-3 / So. / L/R  
Mt. Zion, Ill.




**26**  
**Aubrie Shore**  
INF / 5-6 / Fr. / R/R  
Mahomet, Ill.



**Mark Redburn**  
Head Coach  
Seventh Year



**Kristen Jones**  
Assistant Coach  
Sixth Year




**Matthew Guemmer**  
Assistant Coach  
Second Year



**Ashley Ellis**  
Volunteer Assistant  
Coach



**Addison McMahan**  
Student Manager



**Michael Hair**  
Athletic Trainer

OVC TOURNAMENT CHAMPIONS | 1994 • 1996 • 1997 • 1998 • 1999 • 2019

NCAA TOURNAMENT | 1999 • 2019



## 2022 SOUTHEAST MISSOURI SOFTBALL GUIDE

### SCHEDULE



Date	Opponent	Location	Time
Friday, Feb. 11	<u>Southeastern Louisiana Tournament</u> vs. Alabama A&M	Hammond, La.	1 p.m.
Saturday, Feb. 12	at Southeastern Louisiana vs. Nicholls	Hammond, La.	5 p.m.
Sunday, Feb. 13	at Southeastern Louisiana vs. Nicholls	Hammond, La.	1 p.m.
			3 p.m.
			11 a.m.
Friday, Feb. 18	<u>Western Kentucky Tournament</u> vs. Central Michigan	Bowling Green, Ky.	10 a.m.
Saturday, Feb. 18	vs. Bellarmine at Western Kentucky	Bowling Green, Ky.	12:30 p.m.
			12:30 p.m.
Friday, Feb. 25	<u>Arkansas Tournament</u> vs. Louisville	Fayetteville, Ark.	2:30 p.m.
Saturday, Feb. 26	at Arkansas at Arkansas	Fayetteville, Ark.	7 p.m.
	vs. Kansas	Fayetteville, Ark.	2:30 p.m.
Sunday, Feb. 27	vs. Nebraska	Fayetteville, Ark.	7 p.m.
Wednesday, Mar. 2	at Ole Miss	Oxford, Miss.	10 a.m.
			6 p.m.
Friday, Mar. 4	<u>Lipscomb Tournament</u> vs. College of Charleston	Nashville, Tenn.	10 a.m.
Saturday, Mar. 5	at Lipscomb vs. College of Charleston	Nashville, Tenn.	3 p.m.
Saturday, Mar. 6	vs. Dayton at Lipscomb	Nashville, Tenn.	10 a.m.
			5:39 p.m.
			2:30 p.m.
Friday, Mar. 11	<u>Kansas Tournament</u> vs. Iowa	Lawrence, Kan.	10 a.m.
Saturday, Mar. 12	vs. Wichita State vs. Missouri State	Lawrence, Kan.	3 p.m.
Sunday, Mar. 13	at Kansas at Kansas	Lawrence, Kan.	12:30 p.m.
			3 p.m.
			12:30 p.m.
Tuesday, Mar. 15	<u>Kansas City Tournament</u> at Kansas City	Kansas City, Mo.	11 a.m.
	vs. Iowa	Kansas City, Mo.	1:30 p.m.
<b>Saturday, Mar. 19</b>	<b>Tennessee State*</b>	<b>Cape Girardeau, Mo.</b>	<b>3 p.m.</b>
<b>Sunday, Mar. 20</b>	<b>Tennessee State (DH)*</b>	<b>Cape Girardeau, Mo.</b>	<b>11 a.m.</b>
<b>Wednesday, Mar. 23</b>	<b>Southern Illinois</b>	<b>Cape Girardeau, Mo.</b>	<b>3 p.m.</b>
Saturday, Mar. 26	at Tennessee Tech (DH)*	Cookeville, Tenn.	1 p.m.
Sunday, Mar. 27	at Tennessee Tech*	Cookeville, Tenn.	1 p.m.
Wednesday, Mar. 30	at Southern Illinois	Carbondale, Ill.	3 p.m.
<b>Saturday, Apr. 2</b>	<b>Morehead State*</b>	<b>Cape Girardeau, Mo.</b>	<b>4 p.m.</b>
<b>Sunday, Apr. 3</b>	<b>Morehead State (DH)*</b>	<b>Cape Girardeau, Mo.</b>	<b>12 p.m.</b>
Wednesday, Apr. 6	at UT Martin (DH)*	Martin, Tenn.	2 p.m.
<b>Saturday, Apr. 9</b>	<b>Eastern Illinois*</b>	<b>Cape Girardeau, Mo.</b>	<b>2 p.m.</b>
<b>Sunday, Apr. 10</b>	<b>Eastern Illinois (DH)*</b>	<b>Cape Girardeau, Mo.</b>	<b>12 p.m.</b>
Friday, Apr. 15	at Austin Peay*	Clarksville, Tenn.	4 p.m.
Saturday, Apr. 16	at Austin Peay (DH)*	Clarksville, Tenn.	12 p.m.
Saturday, Apr. 23	at Murray State*	Murray, Ky.	3 p.m.
Sunday, Apr. 24	at Murray State (DH)*	Murray, Ky.	1 p.m.
<b>Wednesday, Apr. 27</b>	<b>UT Martin (DH)*</b>	<b>Cape Girardeau, Mo.</b>	<b>2 p.m.</b>
Saturday, Apr. 30	at SIU Edwardsville*	Edwardsville, Ill.	12 p.m.
Sunday, May 1	at SIU Edwardsville (DH)*	Edwardsville, Ill.	12 p.m.
<b>Saturday, May 7</b>	<b>Belmont*</b>	<b>Cape Girardeau, Mo.</b>	<b>4 p.m.</b>
<b>Sunday, May 8</b>	<b>Belmont (DH)*</b>	<b>Cape Girardeau, Mo.</b>	<b>12 p.m.</b>
	<u>OVC Tournament</u>		
Wednesday, May 11	OVC Tournament	Oxford, Ala.	TBA
Thursday, May 12	OVC Tournament	Oxford, Ala.	TBA
Friday, May 13	OVC Tournament	Oxford, Ala.	TBA
Saturday, May 14	OVC Tournament	Oxford, Ala.	TBA

All Dates Subject to Change

All Times Central and Subject to Change

Home Games in **Bold**

\* Denotes Ohio Valley Conference Game



#LETSSOAR



COACHES







## 2022 SOUTHEAST MISSOURI SOFTBALL GUIDE

### HEAD COACH MARK REDBURN



# MARK REDBURN

## HEAD COACH

**M**ark Redburn enters his eighth year at Southeast Missouri which is coming off back-to-back Ohio Valley Conference regular-season titles and one OVC Tournament crown since 2019.

In the last two plus seasons, the Redhawks put together an overall record of 121-60 and 55-18 mark in OVC play. In seven years with Redburn at the helm, SEMO has produced one NFCA All-American, seven NFCA All-Region selections, 16 All-OVC picks, one OVC Player of the Year, one OVC Pitcher of the Year, one OVC Tournament Most Valuable Player and two CoSIDA Academic All-Americans.

Last year, Redburn guided the Redhawks to their third 30-win campaign in four seasons. SEMO finished 30-17 overall and registered a program

record 23 OVC wins en route to its second-straight regular-season conference title. The Redhawks headed into the OVC Tournament as the No. 1 seed and ended the year with a pair of one-run losses to Eastern Kentucky.

SEMO led the league in on-base percentage (.369), opposing batting average (.213), strikeouts looking (69), saves (8), fewest hits allowed (247), fewest runs allowed (139) and fewest earned runs allowed (121).

All of the Redhawks success during the 2021 campaign culminated with Redburn claiming his second-straight OVC Coach of the Year honor. Additionally, Rachel Rook was tabbed OVC Pitcher of the Year becoming only the second player in program history to win the coveted award.

Offensively, SEMO outscored its opponents by a +100 (165-65) margin in conference games. The Redhawks' 165 runs were the most scored by any OVC team in conference play.

The year before in 2020, SEMO was off to a great start and had all the makings for a big season, but a global COVID-19 pandemic abruptly shut things down only 17 games in.

The Redhawks won nine in a row and posted a 9-1 record in their first 10 games of the season. SEMO finished with an overall record of 12-5 and did not get a chance to play any OVC games when play was cancelled.

Although the 2020 season lasted just 23 days (Feb. 14-Mar. 8), the Redhawks accomplished a lot in a short amount of time.

SEMO led the OVC in slugging percentage (.528), on-base

percentage (.411), triples (14), stolen bases (41), hits allowed (84) and earned runs allowed (40). The Redhawks also rated second in the league in batting average (.310), home runs (19), opposing batting average (.204), runs allowed (51), stolen bases per game (2.4) and triples per game (0.8).

Nationally, SEMO was among the top 25 in triples per game (2nd), stolen bases per game (8th, 2.4), scoring (16th, 6.7), slugging percentage (21st) and on-base percentage (24th).

Individually, Rachel Anderson led the OVC in batting average (.480), slugging percentage (.880), on-base percentage (.541) and triples (5) following a season that culminated with her winning the league's Player of the Year honor. Anderson, who didn't strike out all year, capped her 2020 campaign as





## 2022 SOUTHEAST MISSOURI SOFTBALL GUIDE

### HEAD COACH MARK REDBURN



only the sixth player in program history to claim First-Team CoSIDA Academic All-America accolades.

Pitcher Rachel Rook was atop the OVC in earned run average (0.70) and opposing batting average (.119), while Ashley Ellis ended the year as the league's leader in home runs (8).

Redburn guided SEMO to its first OVC regular-season and tournament championship, and NCAA Regional appearance in 20 years the year before that in 2019.

What a year 2019 was for SEMO which set an all-time program record with 46 wins, the only 40-win season in the school's entire NCAA Division I era. The Redhawks went 46-18 overall and 17-5 in the OVC before going 1-2 at the NCAA Regional in Oxford, Mississippi.

SEMO had so much to celebrate over the course of its magical 2019 campaign.

Redburn and his staff were honored as the National Fastpitch Coaches Association (NFCA) Mid-east Region Coaching Staff of the Year. For Redburn himself, he was voted OVC Coach of the Year for the first time in his career.

Four players earned All-OVC honors, three claimed NFCA All-Region accolades and one garnered NFCA All-America distinction. Outfielder Rachel Anderson became SEMO's first All-American in 28 years and the program's first All-American in the NCAA Division I tenure. TEAM 43 was also recognized by the NFCA for achieving the fourth highest grade point average among all NCAA Division I schools. SEMO

recorded a team GPA of 3.678 with 17 players securing NFCA All-America Scholar-Athlete honors.

Redburn certainly has the Redhawks trending in the right direction as his teams averaged nearly 40 wins (39.5) in the last two seasons alone. SEMO put together a 79-38 (.678) record and went 32-12 (.727) in conference play over that span.

Statistically, SEMO's 2019 team broke a total of 17 single-season records in slugging percentage (.510), on-base percentage (.382), game played (64), runs (363), hits (501), home runs (74), RBI (318), total bases (850), walks (180), stolen bases (89), stolen base attempts (117), wins (46), saves (11), batters struck out (331), batters struck out looking (90), innings pitched (414) and putouts (1242).

In 19 years as an NCAA Division I head coach, Division I assistant coach and National Junior College Athletic Association (NJCAA) head coach, Redburn has made 13 postseason appearances which include one NCAA Women's College World Series, two NCAA Super-Regionals, four NCAA Regionals and two NJCAA National Tournaments.

In 2018, the Redhawks finished at 33-20 overall and fourth in the OVC with a 15-7 mark. SEMO locked down its first winning campaign in seven years.

The Redhawks heated up to win 11 of their final 14 regular-season games and advanced to the eight-team OVC Tournament.

SEMO's 2018 club finished with a 74 RPI among the nation's

296 NCAA Division I softball teams, quite a jump from its 173 ranking in 2017. The Redhawks collected eight doubleheader sweeps along the way.

Defensively, SEMO improved tremendously. After ranking eighth in the OVC in fielding percentage a year ago, the Redhawks were the league's second-best fielding team in 2018. SEMO had 43 errors and committed 16 less than it did in 2017. The Redhawks went error free in 25 games equating to 47 percent of their entire season.

The year before that, SEMO finished the 2017 campaign among the school's top single-season leaders in slugging percentage (6th, .427), on-base percentage (5th, .356), triples (4th, 21), home runs (9th, 31), total bases (9th, 567), stolen bases (2nd, 65), stolen base attempts (1st, 88), opponent batting average (7th, .282), strikeouts/7 innings (7th, 4.17), strikeouts (10th, 194), strikeouts looking (3rd, 61) fewest doubles allowed (8th, 49), fielding percentage (8th, .960), fewest errors (7th, 59) and fewest stolen bases against (3rd, 38).

Redburn picked up his 200th career victory when SEMO beat Austin Peay, 7-4, on Apr. 30, 2016. His 2016 club



### ■ The Redburn File

**Experience:**  
20th Year (Eighth at SEMO)

**Hometown:**  
St. Charles, Mo.

**Birthdate:**  
April 19, 1967

**Alma Mater:**  
Missouri-St. Louis, 1993

**Education:**  
B.S. Special Education (Missouri-St. Louis)  
Master's Higher Education in Athletics/  
Activities Administration (William Woods)

**Date Hired:**  
June 26, 2014

**Family:**  
Wife - Tracy  
Children - Joe, Jack

**Coaching Experience:**  
St. Charles CC, Head Coach, 2002-04  
Jefferson College, Head Coach 2005-06  
Missouri, Assistant Coach, 2007-09  
Evansville, Head Coach, 2010-14  
Southeast Missouri, Head Coach, 2015-pr.



## 2022 SOUTHEAST MISSOURI SOFTBALL GUIDE

### HEAD COACH MARK REDBURN



ranked among the school's top-10 teams in doubles (6th, 69), stolen bases (3rd, 58), walks (8th, 138), home runs (6th, 35) and slugging percentage (6th, .412).

In his first season, Redburn led the Redhawks to an overall record of 19-27 and 12-12 in OVC play during 2015. His 19 victories came after SEMO won no more than 15 games in each of the previous two seasons. Redburn's first club at Southeast also had 12 OVC wins, a +9 increase from the 2014 campaign. In addition, the Redhawks made the OVC Tournament, snapping a streak of three years where they missed the event.

Not only did Redburn earn his 100th career NCAA Division I win in his inaugural season with the Redhawks, but he coached three All-OVC selections and one NFCA All-Region honoree.

Statistically, SEMO finished among the top-five OVC teams in batting average (3rd), slugging percentage (5th), on-base percentage (5th) and hits (5th). The 2015 Redhawks also broke two single-season records with Kayla Fortner in home runs and single-game mark and set a single-game school record with six home runs, as well.

Academically, the Redhawks accumulated a 3.35 grade point average during the 2014-15 academic year as a total of nine players earned NFCA All-America Scholar-Athlete status for achieving a 3.5 or higher GPA.

Redburn coached a total of four first-team All-OVC selections, three second-

team All-OVC picks, one OVC Freshman of the Year, three NFCA All-Region honorees and three OVC All-Newcomer selections in his first four years as SEMO's head coach.

The fourth head coach in Redhawk softball history, Redburn won 90 games in five years as head coach at the University of Evansville before accepting the job at Southeast on June 26, 2014.

In 2014, Redburn coached a UE team with five starters that were underclassmen, including four freshmen and one sophomore. The Purple Aces achieved their highest batting average since 2007. Additionally, UE had a freshman lead the team in stolen bases and home runs.

Despite a season that allowed 53 games, the 2013 team had its best season in Redburn's five years at UE. Entering the Missouri Valley Conference Tournament as the No. 7 seed, the Purple Aces beat the No. 6, No. 3 and No. 2 seeds to make their first MVC Championship appearance since 2003. UE finished second with three players garnering All-Tournament team honors.

The 2013 campaign resulted in the most overall wins in a season since 2008 and the best regular-season and conference tournament finish since Redburn's arrival. UE continued its aggressive baserunning with 89 stolen bases, ranking second in the MVC. The pitching staff also rated fourth in the conference.

Redburn's 2012 club saw improvement as well, winning

more games than it had the previous season. The Purple Aces stole 79 bases and had two all-conference and one National Fastpitch Coaches Association All-Region selection that year. In 2011, Redburn exposed a young and inexperienced team to some of the top programs in the nation as UE played one of its most difficult schedules. Tennessee, Georgia Tech, Missouri, Ohio State, Texas Tech, South Alabama and Chattanooga were among the stiff competition.

Redburn quickly started to transform the UE program during his first year in 2010. The Purple Aces secured a berth in the MVC Tournament after winning 10 conference games. UE led the MVC with 31 doubles and hit 36 home runs, while producing two all-conference picks.

Academically, Redburn's teams consistently enjoyed success. In fact, each of his last four UE teams accumulated a 3.1 or higher grade point average. He had several student-athletes obtain over a 3.5 GPA and earn academic recognition along the way.

Prior to UE, Redburn spent three years as an assistant coach at the University of Missouri working primarily with the pitchers and catchers, and serving as recruiting coordinator.

He was part of a coaching staff that compiled an overall record of 137-53. The Tigers registered a school record for victories (50), won the Big 12 Conference Tournament, won their Regional and defeated host

UCLA in the Super Regional to advance to the College World Series in 2009. Overall, Redburn coached four all-conference pitchers, including USA National Team Pitcher Chelsea Thomas at Missouri.

Redburn began his collegiate coaching career as head coach at St. Charles (Mo.) Community College from 2001-04. He led the 2003 team to its first Region 16 championship and a seventh-place finish at the National Junior College Athletic Association Division I National Tournament. His 2004 squad set a school record with 33 victories.

Following his stay at St. Charles CC, Redburn spent two seasons as head coach of the new softball program at Jefferson College. In the program's first year of competition, 2006, he led Jefferson to a 49-16 record, Region 16 championship and ninth-place finish at the NJCAA Division I National Tournament. Redburn was honored as the Midwest Community College Athletic Conference Coach of the Year following that season.

A native of St. Charles, Missouri, Redburn graduated from the University of Missouri-St. Louis in 1993 and received his master's degree in Athletics/Activities Administration from William Woods University.

He and his wife, Tracy, have two sons, Joe and Jack.





## 2022 SOUTHEAST MISSOURI SOFTBALL GUIDE

**HEAD COACH MARK REDBURN**



### Redburn's Year-by-Year Records

Year	School	Assignment	Record	Conference Finish	Postseason
2002	St. Charles CC	Head Coach	16-21	3rd	Region XVI Runner-Up
2003	St. Charles CC	Head Coach	26-21	2nd	Region XVI Champions 7th NJCAA National Tournament
2004	St. Charles CC	Head Coach	33-16	1st	3rd in Region XVI
2005	Jefferson College	Head Coach	-	Program Preparation Year	-
2006	Jefferson College	Head Coach	49-16	1st Region 16	-
2007	Missouri	Assistant Coach	40-23, 13-4	3rd Big 12	-
2008	Missouri	Assistant Coach	47-17, 11-6	3rd Big 12	-
2009	Missouri	Assistant Coach	50-12, 12-6	2nd Big 12	1st Big 12 Tournament NCAA Midwest Regional Champions NCAA Super Regional Champions 8th in College World Series
2010	Evansville	Head Coach	18-34, 10-16	7th MVC	-
2011	Evansville	Head Coach	12-42, 6-21	9th MVC	-
2012	Evansville	Head Coach	18-37, 8-19	8th MVC	-
2013	Evansville	Head Coach	23-30, 11-12	7th MVC	2nd MVC Tournament
2014	Evansville	Head Coach	19-32, 7-19	10th MVC	-
2015	Southeast Missouri	Head Coach	19-27, 12-12	7th OVC	8th OVC Tournament
2016	Southeast Missouri	Head Coach	16-33, 10-17	10th OVC	-
2017	Southeast Missouri	Head Coach	23-27, 8-14	9th OVC	-
2018	Southeast Missouri	Head Coach	33-20, 15-7	4th OVC	7th OVC Tournament
2019	Southeast Missouri	Head Coach	46-18, 17-5	1st OVC	1st OVC Tournament 3rd NCAA Regional
2020*	Southeast Missouri	Head Coach	12-5	-	-
2021	Southeast Missouri	Head Coach	30-17, 23-6	1st OVC	2nd OVC Tournament

\* Season ended due to a global COVID-19 pandemic

**Overall Record as a Collegiate Coach:** 531-448 (19 years)

**Overall Record as a Head Coach:** 386-385 (16 years)

Record at Southeast Missouri, 179-147, 85-61 Ohio Valley Conference (7 years)

Record at Evansville, 90-175, 42-87 Missouri Valley Conference (5 years)

Record at Jefferson College, 49-16 (1 year)

Record at St. Charles CC: 75-58 (3 years)

Record as Assistant Coach at Missouri: 137-52 (3 years)

### Redburn by the Numbers

- 85 OVC Commissioner's Honor Roll Selections
- 26 NFCA All-America Scholar-Athletes
- 20+ Academic All-Americans
- 11 NJCAA All-Region 16 Players
- 18 OVC Medal of Honor Recipients
- 9 First-Team All-OVC Selections
- 6 All-MVC Players
- 6 MVC Scholar-Athletes
- 8 OVC Players of the Week
- 5 All-Americans
- 6 NFCA All-Region Selections
- 6 OVC Pitchers of the Week
- 4 MCCAC All-Conference Players
- 5 OVC All-Newcomer Selections
- 3 MVC Players of the Week
- 2 Second-Team All-OVC Selections
- 1 OVC Player of the Year
- 1 OVC Freshman of the Year
- 1 OVC Pitcher of the Year

### Coaching Honors

- 2021 OVC Coach of the Year
- 2019 OVC Coach of the Year
- 2019 NFCA Midwest Region Coaching Staff of the Year
- 2009 Midwest Coaching Staff of the Year
- 2006 Region 16 and MCCAC Coach of the Year
- 2003 Region 16 Coach of the Year



## KRISTEN JONES

ASSISTANT COACH

### The Jones File

**Experience:**

Seventh Year at SEMO

**Hometown:**

Plant City, Fla.

**Birthdate:**

September 10, 1989

**Alma Mater:**

Augusta State, 2012

**Education:**

B.S. Kinesiology (Augusta State)

Master's (Augusta State)

**Date Hired:**

October 20, 2015

**Playing Experience:**

Augusta State, 2009-12

**Coaching Experience:**

Southeast Missouri, Asst. Coach, 2016-pr.

The 2022 campaign marks the seventh season at Southeast Missouri for assistant coach Kristen Jones.

Jones works primarily with the catchers and handles the team's travel logistics, as well as overseeing the team's academics, compliance and recruiting efforts.

The 2019 National Fastpitch Coaches Association (NFCA) Division I Mideast Regional Coaching Staff of the Year, which has posted 144 wins over the last five years, led the Redhawks to a program record 46 wins in 2019. That season marked just the second 40-win season in program history and capped the most successful four-year stint since the 1998-2001 teams won a combined 125 games over a four-year stretch.

In 2018, catcher Abby Tillotson earned All-OVC honors under Jones' tutelage. Tillotson batted .287 with seven homers and 24 runs scored. In the field, Tillotson recorded 157 putouts and eight assists with no errors.

The Redhawks eclipsed the 30-win mark for the first time in seven seasons in 2018, collecting the most wins since the 1998 team won 38 games and improving their win total by 10. SEMO used 15 OVC wins to advance to the

OVC Tournament for the first time since 2015.

In Jones' second season (2017), the Redhawks won 23 games, showing a +7 improvement in wins from the previous season after helping SEMO to a 16-33 record, including a 10-17 mark in OVC play in her first season with head coach Mark Redburn and the Redhawks.

Prior to coming to Cape Girardeau, Jones worked as the Coordinator of New Media and Championships for the Peach Belt Conference located in Augusta, Georgia.

Jones first joined the Peach Belt Conference as a New Media & Programming Intern, a position she held from January 2012-June 2014. She then moved to full-time status in July 2014.

She received her bachelor's degree in kinesiology at Augusta State University in 2012 and then earned her master's degree in 2014.


Jones enjoyed a successful playing career at Augusta State, garnering National Fastpitch Coaches Association (NFCA) Second-Team All America and NFCA & Daktronics First Team All-South Region honors in 2011. In addition, Jones was a two-time First-Team All Peach Belt Conference selection (2010, 2011).





## 2022 SOUTHEAST MISSOURI SOFTBALL GUIDE

### ASSISTANT COACH MATTHEW GUEMMER



# MATTHEW GUEMMER

## ASSISTANT COACH

### The Guemmer File

**Experience:**

Third Year at SEMO

**Hometown:**

De Soto, Mo.

**Birthdate:**

May 4, 1989

**Alma Mater:**

Missouri, 2013

**Date Hired:**

September 18, 2019

**Coaching Experience:**

Southeast Missouri, Asst. Coach, 2020-pr.

**M**atthew Guemmer is in his third year as an assistant coach at Southeast Missouri.

A native of De Soto, Missouri, Guemmer comes to SEMO from Virginia Tech, where he served as a volunteer assistant coach during the 2019 season.

Guemmer, who worked primarily with the outfielders and was the camp director of the Pete D'Amour softball camps, was instrumental in Virginia Tech winning an ACC regular-season title and Coastal Division crown. It was Tech's first-ever time winning the Coastal and just its second time being regular-season champs.

His outfield unit led the charge at the plate for Tech, with all three players hitting over .330 and collecting more than 50 hits. Leading the crew was left fielder Emma Strouth, who broke two school records with 68 RBI and 50 runs scored, while right fielder Al Velazquez tied Strouth with a school-record 50 runs scored herself.

Center fielder Darby Trull led the team with a .406 batting average, the fourth highest in the ACC. Trull and Strouth would earn two major awards together, claiming All-America honors from Softball America and

First-Team NFCA All-Region (Mid-Atlantic). Strouth also picked up First-Team All-ACC honors.

Before his time at Virginia Tech, Guemmer was the head coach of the girls' softball team at De Soto High School. Guemmer led the Dragons to a MSHSAA 3A state championship and a 25-4 record in his first year on the job. The team owned a .351 batting average and 1.41 ERA, respectively, as well.

Prior to the stint at his alma mater, Guemmer worked as an assistant coach at Mineral Area in Park Hills, Missouri, a two-year junior college, for four years. He helped mold four NJCAA All-Americans and four NJCAA Academic All-Americans. The Cardinals earned two trips to the NJCAA World Series Qualifier in 2009 and 2011.

Guemmer graduated from the University of Missouri in 2013 and while in Columbia served as a student manager for two years.

**OVC TOURNAMENT CHAMPIONS | 1994 • 1996 • 1997 • 1998 • 1999 • 2019**

**NCAA TOURNAMENT | 1999 • 2019**







#LETSSOAR

PROFILES





## 2022 SOUTHEAST MISSOURI SOFTBALL GUIDE

### RETURNEES



# 1



- // Outfield
- // Sophomore
- // 5-4 // L/L
- // Rochester, Ill.
- // Rochester H.S.

## Jillian ANDERSON

**2021:** Named to the Ohio Valley Conference All-Newcomer Team as a freshman...Started 45 games in left field...Hit .268 with 22 runs scored, 33 hits, 11 doubles, one triple and 15 RBI...Ranked second on the team with 10 stolen bases...Led the OVC with 30 walks...Did not commit an error all season...Finished second on the team with a .427 on-base percentage...Had multiple hits in seven games and multiple RBI in three contests...Pieced together a 10-game hitting streak from Mar. 6-24...Her hitting streak tied for second-longest on the team...Recorded a season-high three hits vs. Austin Peay (3/6)...Hit safely and scored in 13 games...Rated seventh in the OVC in on-base percentage, tied for fifth in doubles, first in walks and tied for first in fielding percentage (1.000)...Reached base a team-high 17 consecutive games...


OVC Commissioner's Honor Roll selection.

**Prep:** Named 2019 State Journal-Register Best of Preps All-Area at Rochester High School...Hit .545 and scored 51 runs as a junior...Struck out just four times in 113 plate appearances, had 11 doubles, six triples and three home runs...Led the Rockets with 18 stolen bases and made just one error...All-Conference and All-State selection each of her final two prep seasons...Second-Team All-State honoree as a junior and Third-Team All-State as a sophomore...Made the Honor Roll all of her high school seasons and was a member of the National Honor Society...Also played tennis.

**Personal:** Born January 10, 2002...Majoring in Biology...Daughter of Jeff and Terri Anderson.

### // Career-Highs

At-Bats	4	7x, last at SIU Edwardsville (4/11/21)
Runs	3	at Belmont (3/21/21)
Hits	3	vs. Austin Peay (3/6/21)
Doubles	2	at Tennessee Tech (3/13/21)
Triples	1	at Belmont (3/21/21)
Home Runs	-	-
RBI	3	2x, last at SIU Edwardsville (4/11/21)
Stolen Bases	1	10x, last at Jacksonville State (5/8/21)



# 14



- // Outfield/Pitcher
- // Senior
- // 5-7 // R/R
- // Warrenton, Mo.
- // Warrenton H.S.

## Kaylee ANDERSON

**2021:** Earned Ohio Valley Conference All-Tournament Team accolades...Started 46 of 47 games and hit .311 as one of five players hitting over .300...Led the Redhawks in runs scored (33) and ranked second in hits (42), home runs (14) and RBI (35)...Boasted a .652 slugging percentage and .377 on-base percentage...Her slugging percentage was second on the team...Was hit by pitch a team-high six times...Logged 43 of her starts in right field...Hit .305 with 21 runs, eight home runs and 19 RBI in league games...Rated among OVC individuals in slugging

percentage (5th), runs (6th), RBI (t8th), home runs (4th), total bases (6th, 88) and hit by pitch (t8th)...Made two pitching appearances, both in relief...Was second on the team with 12 multiple-hit games and nine multi-RBI performances...Had a 10-game hitting streak from Feb. 26-Mar. 12...One of three Redhawks who had a double-digit game hitting streak during the season...Hit two home runs on two separate occasions against Jacksonville State (5/8 and 5/13)...Posted a career-high six RBI against in the OVC Tournament opener against the

### Jillian Anderson's Career Statistics at Southeast Missouri

Year	Avg.	GP-GS	AB	R	H	2B	3B	HR	RBI	TB	SLG%	BB	HBP	SO	GDP	OB%	SF	SH	SB-ATT	PO	A	E	FLD%
2021	.268	46-45	123	22	33	11	1	0	15	46	.374	30	4	25	0	.427	0	0	10-18	64	0	0	1.000

### Jillian Anderson's Career Statistics in Ohio Valley Conference Games

Year	Avg.	GP-GS	AB	R	H	2B	3B	HR	RBI	TB	SLG%	BB	HBP	SO	GDP	OB%	SF	SH	SB-ATT	PO	A	E	FLD%
2021	.333	29-29	81	19	27	10	1	0	12	39	.481	21	2	11	0	.481	0	0	9-15	34	0	0	1.000





## 2022 SOUTHEAST MISSOURI SOFTBALL GUIDE

### RETURNEES



Gamecocks...Had six hits, five runs scored, three home runs and eight RBI in four starts in the league's postseason tourney...OVC Commissioner's Honor Roll selection.

#### 2020 (Shortened due to

**COVID-19):** Ranked second on the team with a .381 batting average in 16 games and 14 starts...Started 11 games at second base...Tied for second on the team with three home runs and ranked second with a perfect 8-of-8 stolen bases... Added nine RBI, a double, triple and three walks...Was also hit by a pitch six times...Went 3-0 in seven relief appearances inside the circle... Picked up a save and combined on two shutouts...Struck out 12 in 18.2 innings of work...Had a season-best three hits vs. Purdue Fort Wayne (2/14) and Kansas City (3/1)...Had two home runs against the Roos... Finished with three stolen bases vs. Mississippi Valley State (3/16)... Did not allow a run in four of her pitching appearances...Tallied four strikeouts in 3.1 innings at Alabama State (2/21), her third win of the season...Ohio Valley Conference Medal of Honor recipient and Commissioner's Honor Roll selection.

**2019:** Saw action in 50 games and made 32 of her 37 starts as designated hitter...Hit .246 with 21 runs scored, eight doubles, a home run, one triple and 19 RBI...Tallied four multiple-hit games...Had two or more RBI in six contests...Hit .289 in OVC play...Finished with a season-high two hits on three occasions...Hit her first career home run vs. Murray State (4/15)...OVC Medal of Honor recipient and Commissioner's Honor Roll selection...Named National Fastpitch Coaches Association (NFCA) All-America Scholar-Athlete...Went 5-4 with 32 strikeouts, three saves and 32 strikeouts in 27 appearances and two starts inside the circle.

**2018:** Played in 17 games and made three starts as a freshman... Started two games at second base and started one as designated player...Had one hit, scored two runs and drew a walk...Recorded one strikeout in three relief appearances inside the circle...Logged her first career start at Northern Iowa (2/9)... Collected her first career hit with a single vs. Drake (2/11)...OVC Medal of Honor recipient and Commissioner's Honor Roll selection.

**Prep:** Four-year starter at Warrenton High School...Ended her high school career with a .420 batting average, 14 home runs and 94 runs batted in...Compiled a 33-4 record as a pitcher...As a senior, she hit .478 with 39 RBI and eight home runs... Went a perfect 19-0 with a 0.64 ERA and 183 strikeouts in 121 innings inside the circle that year...Was named the 2016 St. Louis Post-Dis-

patch Fall Pitcher of the Year...Led Warrenton to two Class 3 state titles...Earned first-team all-conference, all-region and all state honors during multiple seasons.

**Personal:** Born March 4, 1999... Is working on her Master's in Communication Disorders... Daughter of Tony and Kelly Anderson.

#### // Hitting Career-Highs

At-Bats .....	5	3x, last at SIU Edwardsville (4/11/21)
Runs .....	3	3x, last vs. Jacksonville State (5/13/21)
Hits .....	3	3x, last at Jacksonville State (5/8/21)
Doubles .....	2	vs. Saint Louis (4/17/19)
Triples .....	1	2x, last vs. South Carolina State (2/23/20)
Home Runs .....	2	4x, last vs. Jacksonville State (5/13/21)
RBI .....	6	vs. Jacksonville State (5/13/21)
Stolen Bases .....	3	vs. Mississippi Valley State (3/6/20)

#### // Pitching Career-Highs

Innings Pitched .....	4.0	5x, last at Troy (2/15/20)
Fewest Hits .....	0	4x, at Jacksonville State (5/8/21)
Most Hits .....	8	2x, last vs. Purdue Fort Wayne (2/14/20)
Fewest Runs .....	0	15x, last at Jacksonville State (5/8/21)
Most Runs .....	9	vs. Purdue Fort Wayne (2/14/20)
Fewest Walks .....	0	17x, last at Jacksonville State (5/8/21)
Strikeouts .....	5	at Tennessee Tech (4/26/19)



#### Kaylee Anderson's Career Statistics at Southeast Missouri

Year	Avg.	GP-GS	AB	R	H	2B	3B	HR	RBI	TB	SLG%	BB	HBP	SO	GDP	OB%	SF	SH	SB-ATT	PO	A	E	FLD%
2018	.056	17-3	18	2	1	0	0	0	0	1	.056	1	0	5	0	.105	0	1	0-0	8	6	0	1.000
2019	.246	50-37	114	21	28	8	1	1	19	41	.360	1	1	17	0	.256	1	4	4-5	8	27	2	.946
2020	.381	16-14	42	15	16	1	1	3	9	28	.667	3	6	7	0	.490	0	2	8-8	17	21	0	1.000
2021	.311	47-46	135	33	42	4	0	14	35	88	.652	9	6	17	0	.377	1	0	3-3	63	6	1	.986
Total	.282	130-100	309	71	87	13	2	18	63	158	.511	14	13	46	0	.337	2	7	15-16	96	60	3	.981
Year	ERA	W-L	APP	GS	CG	SHO	SV	IP	H	R	ER	BB	SO	2B	3B	HR	AB	B/Avg.	WP	HBP	BK	SFA	SHA
2018	4.85	0-0	3	0	0	0	0	4.1	5	3	3	1	1	1	0	0	19	.333	0	2	0	0	1
2019	4.64	5-4	27	2	0	0	3	51.1	60	41	34	27	32	9	0	4	249	.291	6	6	0	4	6
2020	4.12	3-0	7	0	0	0	1	18.2	20	16	11	8	12	2	0	2	87	.267	2	3	0	1	0
2021	5.25	0-0	2	0	0	0	0	1.1	1	1	1	1	1	0	0	0	7	.200	0	1	0	0	0
Total	4.53	8-4	39	2	0	0	4	75.2	86	61	49	37	46	12	0	6	362	.286	8	12	0	5	7

#### Kaylee Anderson's Career Statistics in Ohio Valley Conference Games

Year	Avg.	GP-GS	AB	R	H	2B	3B	HR	RBI	TB	SLG%	BB	HBP	SO	GDP	OB%	SF	SH	SB-ATT	PO	A	E	FLD%
2018	.000	5-0	3	1	0	0	0	0	0	0	.000	0	0	0	0	.000	0	0	0-0	0	0	0	.000
2019	.289	18-14	45	10	13	3	0	1	12	19	.422	0	0	5	0	.289	0	2	2-2	0	16	0	1.000
2021	.305	29-28	82	21	25	3	0	8	19	52	.634	6	4	9	0	.376	1	0	3-3	32	2	1	.971
Total	.292	52-42	130	32	38	6	0	9	31	71	.546	6	4	14	0	.340	1	2	5-5	32	18	1	.980
Year	ERA	W-L	APP	GS	CG	SHO	SV	IP	H	R	ER	BB	SO	2B	3B	HR	AB	B/Avg.	WP	HBP	BK	SFA	SHA
2019	2.30	4-2	10	0	0	0	1	27.1	22	9	9	4	16	4	0	1	107	.224	4	1	0	2	2
2021	5.25	0-0	2	0	0	0	0	1.1	1	1	1	1	1	0	0	0	7	.200	0	1	0	0	0
Total	2.44	4-2	12	0	0	0	1	28.2	23	10	10	5	17	4	0	1	114	.223	4	2	0	2	2



## 2022 SOUTHEAST MISSOURI SOFTBALL GUIDE

### RETURNEES



# 7



// Catcher  
// Sophomore  
// 5-11 // R/R  
// Harrisburg, Ill.  
// Harrisburg H.S.

## Karsyn DAVIS

**2021:** Saw action in 36 games and made 27 starts...Hit .271 with five runs, 19 hits, three doubles, a triple, two home runs and 12 RBI... Ranked second on the team with a .987 fielding percentage...All of her starts were at catcher...Hit her first career home run vs. Morehead State (3/27)...Finished at 3-for-3 with a run scored, home run and two RBI vs. Jacksonville State (5/13)...Posted multiple hits four times...Registered a season-best four RBI and two doubles at Belmont (3/20)...Ohio

Valley Conference Commissioner's Honor Roll selection.

**2020 (Shortened due to COVID-19):** Saw limited action playing in five games and making one start...Drew a walk and had three at-bats...Also had one sacrifice bunt, 24 putouts and three assists... Made first career start at catcher vs. South Carolina State (2/23)... OVC Commissioner's Honor Roll Selection.


**Prep:** Hit .484 and broke her own record with 41 RBI at Harrisburg High School as a senior...Had 12 doubles, walked 21 times, had 45 hits and boasted a .579 on-base percentage that year, as well... Played in the Southern Illinois Select All-Star Softball Game... Earned Southern Illinois River-to-River Ohio All-Conference honors and All-South honors all four of her prep seasons...Helped

lead Harrisburg to a 31-7 record and a trip to the Du Quoin Class 2A Sectional final...Was named the Southern Illinois Girls Scholar Athlete of the Year...Was a 10 letter winner while participating in volleyball, basketball and softball.

**Personal:** Born March 13, 2001...Majoring in Communication Disorders... Daughter of Greg Davis and Kim Reeder.

### // Career-Highs

At-Bats .....	4	at Belmont (3/20/21)
Runs .....	1	5x, last vs. Jacksonville State (5/13/21)
Hits .....	3	vs. Jacksonville State (5/13/21)
Doubles .....	2	at Belmont (3/20/21)
Triples .....	-	-
Home Runs .....	1	2x, last vs. Jacksonville State (5/13/21)
RBI .....	4	at Belmont (3/20/21)
Stolen Bases .....	-	-



### Karsyn Davis' Career Statistics at Southeast Missouri

Year	Avg.	GP-GS	AB	R	H	2B	3B	HR	RBI	TB	SLG%	BB	HBP	SO	GDP	OB%	SF	SH	SB-ATT	PO	A	E	FLD%
2020	.000	5-1	3	0	0	0	0	0	0	0	.000	1	0	0	0	.250	0	1	0-0	24	3	0	1.000
2021	.271	36-27	70	5	19	3	1	2	12	30	.429	3	0	10	3	.301	0	0	0-0	151	4	2	.987
Total	.260	41-28	73	5	19	3	1	2	12	30	.411	4	0	10	3	.299	0	1	0-0	175	7	2	.989

### Karsyn Davis' Career Statistics in Ohio Valley Conference Games

Year	Avg.	GP-GS	AB	R	H	2B	3B	HR	RBI	TB	SLG%	BB	HBP	SO	GDP	OB%	SF	SH	SB-ATT	PO	A	E	FLD%
2021	.261	22-18	46	3	12	2	1	1	9	19	.413	0	0	5	3	.261	0	0	0-0	98	2	1	.990





## 2022 SOUTHEAST MISSOURI SOFTBALL GUIDE

### RETURNEES



# 6



- // Pitcher
- // Junior
- // 5-4 // L/L
- // Kansas City, Mo.
- // Lee's Summit North H.S.

**Personal:** Born September 14, 1999...Majoring in Business Administration...Daughter of Sherry Davis.

#### // Career-Highs

Innings Pitched.....	4.0	2x, last at Tennessee Tech (3/12/21)
Fewest Hits.....	0	10x, last vs. Eastern Kentucky (5/15/21) at Belmont (3/21/21)
Most Hits.....	7	
Fewest Runs.....	0	26x, last vs. Eastern Kentucky (5/15/21)
Most Runs.....	4	3x, last at Belmont (3/21/21)
Fewest Walks.....	0	28x, last vs. Eastern Kentucky (5/15/21)
Strikeouts .....	3	5x, last at SIU Edwardsville (4/11/21)


## Marisa DAVIS

**2021:** Fashioned a 3-0 record and 2.62 ERA in 23 relief appearances... Ranked second on the team in ERA and saves (3)...Struck out 30 in 40 innings and combined on one shutout...Tossed four no-hit shutout innings and picked up the save at Tennessee Tech (3/12), her longest outing of the season...Had a season-best three strikeouts on three occasions...Beat Austin Peay (3/5), Murray State (5/1) and Jacksonville State (5/8) for her victories...Pitched two innings in a shutout vs. Saint Louis (4/14)...Ohio Valley Conference Commissioner's Honor Roll selection.

**2020 (Shortened due to COVID-19):** Posted a 1-0 record and 2.62 ERA in four appearances and one start...Recorded six strikeouts in eight innings...Struck out three and tossed four scoreless innings in a combined 8-0 shutout vs. Bryant (3/7)...Also pitched vs. Purdue Fort Wayne (2/14), at Troy (2/14) and vs. Kansas City (3/1).

**2019:** Went 1-1 in 18 appearances and one start...Posted a 4.50 ERA and struck out 20 in 28 innings of work...Picked up her first career collegiate win when she struck out two and allowed just one hit in three relief innings vs. Murray State (4/15)...Made her first career start at Central Arkansas (3/1)...Tallied a season-high three strikeouts vs. Drake (2/23) and Omaha (3/16)...Did not allow a hit in two of her appearances...Pitched in four OVC games, all in relief...Had two strikeouts in 6.2 innings against conference foes.

**Prep:** First-team all-conference, all-district, all-region and all-state pick at Lee's Summit North High School...Represented Lee's Summit in the Missouri-Kansas softball series...Won 18 games, recorded a 1.66 ERA and struck out 219 in 143 innings as a senior...Ranked among the school's all-time career strikeout leaders...Played for the St. Louis Chaos travel team under Rachel Gill.



#### Marisa Davis' Career Statistics at Southeast Missouri

Year	ERA	W-L	APP	GS	CG	SHO	SV	IP	H	R	ER	BB	SO	2B	3B	HR	AB	B/Avg.	WP	HBP	BK	SFA	SHA
2019	4.50	1-1	18	1	0	0	0	28.0	33	21	18	14	20	5	0	6	135	.282	0	2	0	1	1
2020	2.62	1-0	4	1	0	0	0	8.0	5	3	3	2	6	1	0	2	32	.185	0	2	0	0	1
2021	2.62	3-0	23	0	0	0	3	40.0	37	16	15	8	30	5	1	0	170	.243	2	6	0	3	1
Total	3.32	5-1	45	2	0	0	3	76.0	75	40	36	24	56	11	1	8	337	.253	2	10	0	4	3

#### Marisa Davis' Career Statistics in Ohio Valley Conference Games

Year	ERA	W-L	APP	GS	CG	SHO	SV	IP	H	R	ER	BB	SO	2B	3B	HR	AB	B/Avg.	WP	HBP	BK	SFA	SHA
2019	2.10	1-0	4	0	0	0	0	6.2	6	2	2	1	2	1	0	1	25	.261	0	0	0	0	1
2021	2.66	3-0	15	0	0	0	3	26.1	24	11	10	7	19	5	0	0	114	.240	1	4	0	3	0
Total	2.55	4-0	19	0	0	0	3	33.0	30	13	12	8	21	6	0	1	139	.244	1	4	0	3	1



## 2022 SOUTHEAST MISSOURI SOFTBALL GUIDE

### RETURNEES



# 3



- // Outfield
- // Sophomore
- // 5-7 // L/R
- // Park Hills, Mo.
- // Central H.S.

## Kimmy FLEMING

**2021:** Hit .319 in 37 games and six starts...Started four games in right field...Scored 11 runs, had three doubles, two RBI and 15 hits in 47 at-bats...Stole four bases in six attempts...Went 2-for-4 with two runs scored at Tennessee Tech (3/12) and Jacksonville State (5/8)...Hit safely in three-straight games from May 5-9...Came off the bench to break a scoreless game in the bottom of the fifth inning when she singled home a run vs. Eastern Illinois (4/3)...Delivered a RBI-single to give the Redhawks a walk-off win over Murray State (5/1)...Ohio Valley Conference Commissioner's Honor Roll selection.

**2020 (Shortened due to COVID-19):** Hit .200 in 13 games and five starts...Made three of her starts in right field and one in left...Had five hits, three runs scored, two RBI, two walks and a perfect 3-of-3 stolen bases...Made first career start vs. Kennesaw State (2/14)...Registered a season-high two hits and two runs scored vs. South Carolina State (2/21)...Also had two stolen bases in that game...Hit safely in two of her final four games of the season...OVC Commissioner's Honor Roll selection.

**Prep:** Hit .571 without striking out as a senior at Central High School...Posted a 1.48 ERA while going 21-4 inside the circle and broke several

single-season records en route to leading the Lady Rebels to a runner-up finish at the state tournament...Earned all-state honors every season as a prep...Was also a member of the track and basketball teams.

**Personal:** Born March 4, 2001... Majoring in Elementary Education... Daughter of Bryan and Katherine Wallen.



# 5



- // Infield
- // Sophomore
- // 5-7 // R/R
- // Eureka, Mo.
- // Eureka H.S.

## Kileigh GRISHAM

**2021:** Did not see game action... Ohio Valley Conference Commissioner's Honor Roll selection

**Prep:** First-Team All-Conference and All-District selection in each of

her final three years at Eureka High School...Earned First-Team All-Region accolades as a junior and senior...Was her team's Defensive Most Valuable Player all four of her prep seasons...Garnered All-State honors

### // Career-Highs

At-Bats .....	4	4x, last at Jacksonville State (5/8/21)
Runs .....	2	3x, last at Jacksonville State (5/8/21)
Hits .....	2	3x, last at Jacksonville State (5/8/21)
Doubles .....	1	3x, last at Jacksonville State (5/8/21)
Triples .....	-	-
Home Runs .....	-	-
RBI .....	1	4x, last vs. Murray State (5/1/21)
Stolen Bases .....	2	2x, last at Tennessee Tech (3/12/21)

### Kimmy Fleming's Career Statistics at Southeast Missouri

Year	Avg.	GP-GS	AB	R	H	2B	3B	HR	RBI	TB	SLG%	BB	HBP	SO	GDP	OB%	SF	SH	SB-ATT	PO	A	E	FLD%
2020	.200	14-6	25	3	5	0	0	0	2	5	.200	2	0	2	0	.259	0	0	3-3	2	0	2	.500
2021	.319	37-6	47	11	15	3	0	0	2	18	.383	4	0	6	0	.373	0	1	4-6	8	0	1	.889
Total	.278	51-12	72	14	20	3	0	0	4	23	.319	6	0	8	0	.333	0	1	7-9	10	0	3	.769

### Kimmy Fleming's Career Statistics in Ohio Valley Conference Games

Year	Avg.	GP-GS	AB	R	H	2B	3B	HR	RBI	TB	SLG%	BB	HBP	SO	GDP	OB%	SF	SH	SB-ATT	PO	A	E	FLD%
2020	.200	14-6	25	3	5	0	0	0	2	5	.200	2	0	2	0	.259	0	0	3-3	2	0	2	.500
2021	.375	26-3	32	10	12	3	0	0	2	15	.469	4	0	3	0	.444	0	1	4-6	6	0	1	.857
Total	.375	26-3	32	10	12	3	0	0	2	15	.469	4	0	3	0	.444	0	1	4-6	6	0	1	.857





## 2022 SOUTHEAST MISSOURI SOFTBALL GUIDE

### RETURNEES



for three years and was a member of the National Honor Society as a junior and senior...Hit .395 with 28 runs scored, 34 hits, a team-high 15 doubles and two triples, and led the team in both home runs (7) and RBI (36) as a senior...Held a .860 slugging percentage and .464 on-base percentage...Hit .417 with 27 runs,

40 hits, 12 doubles, five home runs and 45 RBI her junior year...Led the team in RBI and doubles, and was second in batting average.

**Personal:** Born June 4, 2002... Majoring in Hospitality Management...Daughter of Rich and Lisa Grisham.

game win vs. Mississippi Valley State (3/6)...Worked three innings in her first career start vs. Kennesaw State (2/14).

**Prep:** First-Team Class 3 All-State pitcher at Mexico High School... Earned All-Region, All-District and All-North Central Conference first-team honors in 2018...Led the Lady Bulldogs to a state title in Springfield with a win over Oak Grove...Set several team records both

offensively and inside the circle, including total bases (78), home runs (8), most strikeouts by a pitcher (258) and lowest earned run average with a minimum of 75 innings pitched (1.08)...Also set the record for most innings pitched (165.3) during the 2017 season, as well.

**Personal:** Born February 23, 2001... Majoring in Criminal Justice... Daughter of Mark and Melissa Holman.



# 19



// Pitcher  
// Sophomore  
// 5-8 // R/R  
// Mexico, Mo.  
// Mexico H.S.

## Paytience HOLMAN


**2021:** Put together a 7-7 record with a 3.02 ERA as the Redhawks number two starting pitcher...Appeared in 24 games and made 18 starts...Tossed six complete games and four shutouts...Ranked second on the team in appearances, starts, complete games, shutouts, innings pitched (92.2) and strikeouts (53)...Went 6-2 with all four of her shutouts in Ohio Valley Conference play...Finished with a season-best seven strikeouts in six innings of a 8-0 shutout at UT Martin (5/5)...Had six strikeouts at Auburn (2/13) and vs. Eastern Illinois (4/3)...Threw seven shutout innings against the Panthers...Tossed a one-hitter with four strikeouts in five scoreless

innings vs. Morehead State (3/27)... Did not allow a walk in nine of her appearances...Pitched seven innings in three of her starts...Did not give up a run in eight games.

**2020 (Shortened due to COVID-19):** Went 2-3 with a 2.50 ERA in eight appearances and five starts...Tied for second on the team in starts...Tossed two complete games...Ranked second on the team in strikeouts (34) and innings (33.2)...Pitched the first complete game shutout of her career vs. Southern Mississippi (2/15)... Recorded 10 strikeouts and allowed just two walks in that game...Struck out a season-high 14 in complete

### // Career-Highs

Innings Pitched.....	7.0	4x, last vs. Eastern Kentucky (5/14/21)
Fewest Hits.....	0	2x, last vs. Jacksonville State (5/14/21)
Most Hits.....	10	vs. Eastern Kentucky (4/17/21)
Fewest Runs.....	0	9x, last vs. Jacksonville State (5/14/21)
Most Runs.....	7	at Tennessee (2/20/21)
Fewest Walks.....	0	9x, last vs. Jacksonville State (5/14/21)
Strikeouts.....	14	vs. Mississippi Valley State (3/6/20)



### Paytience Holman's Career Statistics at Southeast Missouri

Year	ERA	W-L	APP	GS	CG	SHO	SV	IP	H	R	ER	BB	SO	2B	3B	HR	AB	B/Avg.	WP	HBP	BK	SFA	SHA
2020	2.50	2-3	8	5	2	0	0	33.2	31	17	12	13	34	5	1	4	150	.238	3	1	0	0	6
2021	3.02	7-7	24	18	6	4	1	92.2	86	48	40	27	53	10	1	13	405	.236	3	8	0	2	3
Total	2.88	9-10	32	23	8	5	1	126.1	117	65	52	40	87	15	2	17	555	.236	6	9	0	2	9

### Paytience Holman's Career Statistics in Ohio Valley Conference Games

Year	Avg.	GP-GS	AB	R	H	2B	3B	HR	RBI	TB	SLG%	BB	HBP	SO	GDP	OB%	SF	SH	SB-ATT	PO	A	E	FLD%
2021	2.09	6-2	12	10	4	4	0	53.2	43	21	16	14	34	5	0	5	225	.211	1	3	0	1	3



## 2022 SOUTHEAST MISSOURI SOFTBALL GUIDE

### RETURNEES



# 21



- // Catcher
- // Junior
- // 5-6 // R/R
- // Columbia, Ill.
- // Columbia H.S.

## Chelsy **PENA** //

**2021:** Saw action in 28 games and made 18 starts at catcher...Had three hits, a double, one run scored and two RBI...Drew five walks...Doubled and scored her only run vs. North Dakota State (2/26)...Delivered a run-scoring single at Belmont (3/21)...Had both of her RBI in Southeast Missouri's series against the Bruins...Also hit safely at Jacksonville State (5/8)...Ohio Valley Conference Commissioner's Honor Roll selection.

**2020 (Shortened due to COVID-19):** Played in 13 games and made five starts, four of which were at catcher...Hit .200 with four runs scored, four hits, three RBI and four walks...Registered one stolen base and had a 1.000 fielding percentage...Scored a run in three of her first four games of the season...Had a RBI-single, scored a run and stole her only base vs. Bryant (3/7)...Collected a season-high two hits vs. Mississippi Valley State (3/6)...

OVC Commissioner's Honor Roll selection.

**2019:** Played in 46 games and started 15 as a freshman...Made eight of her starts at catcher...Hit .219 with 14 hits, eight runs scored, four doubles and 10 RBI...Posted two stolen bases and drew two walks...Appeared in 16 games and had four starts in OVC play...Registered three multiple-hit and three multiple-RBI performances...Posted a season-high two hits vs. Omaha (3/16)...Also had two hits vs. Louisiana-Monroe (3/1) and Coppin State (3/2)...Both of her hits were doubles against Coppin State...OVC Commissioner's Honor Roll and National Fastpitch Coaches Association (NFCA) All-America Scholar-Athlete.

**Prep:** Claimed all-state and all-conference laurels at Columbia High School...Named Belleville News Democrat All-Area...Was also named

to the St. Louis Post-Dispatch All-Metro team and played for the St. Louis Chaos under Coach Evan Beatty...Hit .458 with 46 runs, 54 hits, 14 doubles, three triples, a

team-high nine home runs and 46 RBI as a senior.

**Personal:** Born April 17, 2000...Majoring in Elementary Education...Daughter of Vance and Sonya Pena.

### // Career-Highs

At-Bats .....	4	3x, last vs. North Dakota State (2/26/21)
Runs .....	2	vs. Kansas City (3/8/19)
Hits .....	2	3x, last vs. Mississippi Valley State (3/6/20)
Doubles .....	2	vs. Coppin State (3/2/19)
Triples .....	-	-
Home Runs .....	-	-
RBI .....	2	3x, last vs. Murray State (4/15/19)
Stolen Bases .....	2	vs. UL Monroe (3/1/19)



### Chelsy Pena's Career Statistics at Southeast Missouri

Year	Avg.	GP-GS	AB	R	H	2B	3B	HR	RBI	TB	SLG%	BB	HBP	SO	GDP	OB%	SF	SH	SB-ATT	PO	A	E	FLD%
2019	.219	46-15	64	8	14	4	0	0	10	18	.281	2	0	8	1	.242	0	2	2-3	58	4	1	.984
2020	.200	13-5	20	4	4	0	0	0	3	4	.200	4	0	0	0	.333	0	1	1-2	27	0	0	1.000
2021	.070	28-18	43	1	3	1	0	0	2	4	.093	5	1	7	0	.180	1	2	0-0	142	5	3	.980
Total	.165	87-38	127	13	21	5	0	0	15	26	.205	11	1	15	1	.236	1	5	3-5	227	9	4	.983

### Chelsy Pena's Career Statistics in Ohio Valley Conference Games

Year	Avg.	GP-GS	AB	R	H	2B	3B	HR	RBI	TB	SLG%	BB	HBP	SO	GDP	OB%	SF	SH	SB-ATT	PO	A	E	FLD%
2019	.167	16-4	18	1	3	0	0	0	2	3	.167	0	0	2	0	.167	0	2	0-0	12	1	0	1.000
2021	.080	16-11	25	0	2	0	0	0	2	2	.080	3	0	4	0	.172	1	2	0-0	88	5	1	.989
Total	.116	32-15	43	1	5	0	0	0	4	5	.116	3	0	6	0	.170	1	4	0-0	100	6	1	.991





## 2022 SOUTHEAST MISSOURI SOFTBALL GUIDE

## RETURNEES



16



// Infield  
 // Sophomore  
 // 5-6 // L/R  
 // Festus, Mo.  
 // Festus H.S.

## // Career-Highs

At-Bats .....	4	at Arkansas (2/26/21)
Runs .....	2	vs. Texas Tech (2/27/21)
Hits .....	1	9x, last at UT Martin (5/5/21)
Doubles .....	-	-
Triples .....	-	-
Home Runs .....	-	-
RBI .....	1	2x, last at Jacksonville State (5/8/21)
Stolen Bases .....	1	vs. Texas Tech (2/27/21)

## Abigail RICKERMANN

**2021:** Played in 35 games and recorded six starts between short-stop (1) and second base (5) as a freshman...Hit .200 with nine runs scored, two RBI, three walks and one stolen base...Scored a season-high two runs vs. Texas Tech (2/27)...Had a five-game hitting streak from Apr. 3-14...Hit safely and scored in three games during that stretch...Walked a season-high two times vs. Texas Tech (2/27)...Broke a scoreless drought with a pinch-hit RBI-single in the bottom of the sixth inning to help lead Southeast Missouri to a 2-0 victory over Saint Louis (4/14)...Ohio Valley Conference Commissioner's Honor Roll selection.

**Prep:** Middle infielder who claimed First-Team All-Conference, All-District, All-Region and All-State laurels as a junior and senior at Festus High School...Set her school's career stolen base record

her junior year...Broke her school's single-season stolen base record and earned First-Team All-Conference, All-District and All-Region honors as a sophomore...First-Team All-Conference and All-District pick as a freshman...Helped lead her team to a pair of district titles and one conference championship...Academic All-State selection from 2016-19...Ranked among the top 10 in her class...Hit .467 with 42 hits, a team-high 35 runs scored, six doubles, three triples, a home run and 16 RBI as a senior...Boasted a .633 slugging percentage and .547 on-base percentage...Led the team with a .545 batting average as a junior...Finished with 30 hits, two doubles, 25 runs scored, a triple and 10 RBI that year.

**Personal:** Born November 2, 2001...Majoring in Pre-Physical/Occupational Therapy...Daughter of Mike and Melissa Rickermann.



## Abigail Rickermann's Career Statistics at Southeast Missouri

Year	Avg.	GP-GS	AB	R	H	2B	3B	HR	RBI	TB	SLG%	BB	HBP	SO	GDP	OB%	SF	SH	SB-ATT	PO	A	E	FLD%
2021	.200	35-6	45	9	9	0	0	0	2	9	.200	3	0	7	0	.250	0	2	1-2	11	10	1	.955

## Abigail Rickermann's Career Statistics in Ohio Valley Conference Games

Year	Avg.	GP-GS	AB	R	H	2B	3B	HR	RBI	TB	SLG%	BB	HBP	SO	GDP	OB%	SF	SH	SB-ATT	PO	A	E	FLD%
2021	.250	21-1	24	4	6	0	0	0	1	6	.250	1	0	0	0	.280	0	1	0-1	8	3	0	1.000



## 2022 SOUTHEAST MISSOURI SOFTBALL GUIDE

### RETURNEES



# 17



// Outfield  
// Sophomore  
// 5-6 // L/R  
// Wentzville, Mo.  
// Holt H.S.



# 9



// Pitcher  
// Senior  
// 5-11 // R/R  
// Republic, Mo.  
// Republic H.S.

## Kelby ROBINSON

**2021:** Hit .556 with 10 runs scored and one RBI in 26 games and one start as a freshman...Tied for second on the team with 10 stolen bases...Hit safely in five of her last 10 games of the season...Had an RBI-single and one run scored vs. Jacksonville State (5/14)...Stole a season-high two bases at Tennessee Tech (3/12) and vs. Eastern Kentucky (4/17)...Ohio Valley Conference Medal of Honor recipient and Commissioner's Honor Roll selection.

**Prep:** First-Team All-Conference, All-District and All-Region outfielder at Holt High School...Earned Second-Team All-State honors as a senior...Set a single-season school record with 50 singles...That total rates fourth all-time in the Gateway Athletic Conference and 10th in the Missouri State High School Activi-

ties Association (MSHSAA)...Stole 90 bases in her career, fourth-most in the GAC...Was part of multiple conference championship teams as a prep...All-Conference and All-District performer, as well as a Sectional and State qualifier in track & field.

**Personal:** Born August 24, 2001...Majoring in Fashion & Consumer Studies...Daughter of Brandy and Mark Robinson.

### // Career-Highs

At-Bats .....	2	2x, last vs. Eastern Kentucky (5/15/21)
Runs .....	1	10x, last vs. Jacksonville State (5/14/21)
Hits .....	1	5x, last vs. Jacksonville State (5/14/21)
Doubles .....	-	-
Triples .....	-	-
Home Runs .....	-	-
RBI .....	1	vs. Jacksonville State (5/14/21)
Stolen Bases .....	2	2x, last vs. Eastern Kentucky (4/17/21)

## Rachel ROOK

**2021:** Ohio Valley Conference Pitcher of the Year, becoming only the second player in program history to win the prestigious honor...First-Team All-OVC pick and Third-Team National Fastpitch Coaches Association (NFCA) All-Mideast Region selection...Southeast Missouri's top pitcher who went 20-9 with a 2.36 ERA in 35 appearances and 28 starts...Pitched seven shutouts and 13 complete games...Picked up a team-high four saves...Recorded 196 strikeouts (four shy of SEMO's single-season record) in 163 innings...Limited opponents to a .191 batting average...Put together a 14-3 record and 1.53 ERA in 21 appearances and 18 starts during OVC play...Posted 122 strikeouts and six of her shutouts against league opponents...Led the OVC in wins, innings pitched, strikeouts, shutouts and opposing batting average...Broke the school's all-time single-season record in strikeouts per seven innings with an average of 8.42...Claimed OVC Pitcher of the Week accolades on back-to-back occasions (3/22, 3/29)...Ranked 14th in the nation in saves, 20th in shutouts, 31st in strikeouts and 32nd in wins...Became the sixth pitcher in program

history to win 20 or more games in a season...Finished with a season-high 13 strikeouts in a complete game shutout at Belmont (3/20)...Also no-hit the Bruins for four innings and registered six strikeouts in the series finale (3/21)...Had 10 strikeouts vs. Eastern Illinois (4/3)...Posted eight or more strikeouts in nine of her starts...Struck out four in 2.1 scoreless innings out of the bullpen to beat Texas Tech (2/28)...Secured her 20th win after striking out nine in a season-long 7.2 innings at the OVC Tournament vs. Jacksonville State (5/14)...OVC Commissioner's Honor Roll selection.

**2020 (Shortened due to COVID-19):** Was on pace to have a huge season when 2020 came to an abrupt halt due to COVID-19...Put together a 4-2 record with a staggering 0.70 ERA in seven appearances and six starts...Tossed five complete games and three shutouts...Struck out 51 and walked just seven, while allowing only four earned runs in 40 innings...Led the Redhawks in wins, ERA, starts, complete games, shutouts, innings and strikeouts...Also limited opponents to just a .119 batting average...Led

### Kelby Robinson's Career Statistics at Southeast Missouri

Year	Avg.	GP-GS	AB	R	H	2B	3B	HR	RBI	TB	SLG%	BB	HBP	SO	GDP	OB%	SF	SH	SB-ATT	PO	A	E	FLD%
2021	.556	26-1	9	10	5	0	0	0	1	5	.556	0	0	2	0	.556	0	1	10-12	1	0	0	1.000

### Kelby Robinson's Career Statistics in Ohio Valley Conference Games

Year	Avg.	GP-GS	AB	R	H	2B	3B	HR	RBI	TB	SLG%	BB	HBP	SO	GDP	OB%	SF	SH	SB-ATT	PO	A	E	FLD%
2021	1.000	20-0	4	8	4	0	0	0	0	4	1.000	0	0	0	0	1.000	0	1	9	10	1	0	0





## 2022 SOUTHEAST MISSOURI SOFTBALL GUIDE

### RETURNEES



the Ohio Valley Conference in ERA and opposing batting average... Ranked sixth in the conference in strikeouts, ninth in batters struck out looking (14), ninth in wins and fourth in earned runs allowed... Ranked seventh in the nation in ERA, third in hits allowed per seven innings (2.8) and 14th in strikeout-to-walk ratio (7.29)... Was ranked 97th among the nation's top 100 pitchers according to D1Softball.com... Garnered OVC Pitcher of the Week honors on Feb. 24 after going 2-0 with a 0.00 ERA in three appearances and two starts at the Alabama State Stinger Classic, her first action of the season... Tossed a one-hit complete game shutout with 13 strikeouts vs. South Carolina State (2/23)... Allowed only one walk and three hits in 14 scoreless innings and recorded 23 strikeouts in the tournament... Twirled a one-hit six-inning shutout with career-high 15 strikeouts vs. Bryant (3/6)... Did not allow a run in her first 22 innings of the season... Did not give up an extra base hit in her first four appearances of 2020... Threw three-straight shutouts in a week from Feb. 22-29... OVC Commissioner's Honor Roll selection.

**2019:** Posted an 11-4 record with a 2.52 ERA as the Redhawks No. 2 pitcher... Started 14 games and

made 37 appearances... Threw two complete games and pitched two shutouts... Picked up two saves... Recorded 99 strikeouts in 89 innings... Limited opponents to a .222 batting average... Went 3-1 with a 1.50 ERA, one shutout and 31 strikeouts in 10 appearances and four starts during OVC play... Named OVC Pitcher of the Week (5/6)... Ranked second in the OVC in games finished (17), fourth in games in relief (23) and fourth in appearances (37)... Pitched a perfect game with a career-high 12 strikeouts to send Southeast Missouri to a share of the OVC regular-season title vs. Morehead State (5/3)... Had nine strikeouts in five innings vs. Louisiana-Monroe (3/1) and eight strikeouts in four innings vs. UMKC (3/9)... OVC Medal of Honor recipient and Commissioner's Honor Roll selection... Named National Fastpitch Coaches Association (NFCA) All-America Scholar-Athlete.

**2018:** Pitched in 26 games and made three starts as a freshman... Put together a 5-5 record with a 3.04 ERA and team-high four saves... Ranked second on the team in ERA and strikeouts (54) and third in wins... Combined on two shutouts... Led the Ohio Valley Conference in games finished (20) and relief appearances (23)... Tied for third in the conference and rated


25th in the nation in saves... Registered a season-high seven strikeouts vs. Tennessee Tech (3/17)... Added six strikeouts vs. Jacksonville State (3/25)... Did not allow a run in nine-straight appearances from Apr. 5-21... Longest outing was four innings on three occasions... Picked up her first career win vs. Tennessee Tech (3/23)... Finished fourth in opposing batting average (.202)... OVC Commissioner's Honor Roll selection.

**Prep:** Started four years inside the circle at Republic High School... First-team all-conference, all-district and all-region selection... Finished her prep career with a 20-7 record, 1.22 ERA and 272 strikeouts in 154.2 innings... Earned second-team all-state accolades... Named her conference's Player of the Year each of her junior and senior seasons.

**Personal:** Majoring in Health Management... Born February 9, 1999... Daughter of Curt and Katie Rook.

#### // Career-Highs

Innings Pitched.....	7.2	vs. Jacksonville State (5/14/21)
Fewest Hits.....	0	23x, last at SIU Edwardsville (4/11/21)
Most Hits.....	9	at SIU Edwardsville (4/11/21)
Fewest Runs.....	0	50x, last at Jacksonville State (5/8/21)
Most Runs.....	6	2x, last at Arkansas (2/27/21)
Fewest Walks.....	0	45x, last at Jacksonville State (5/9/21)
Strikeouts.....	15	vs. Bryant (3/6/20)



#### Rachel Rook's Career Statistics at Southeast Missouri

Year	ERA	W-L	APP	GS	CG	SHO	SV	IP	H	R	ER	BB	SO	2B	3B	HR	AB	B/Avg.	WP	HBP	BK	SFA	SHA
2018	3.04	5-5	26	3	0	0	4	48.1	34	23	21	24	54	4	1	8	205	.202	3	7	0	2	4
2019	2.52	11-4	37	14	2	2	2	89.0	72	38	32	32	99	13	0	9	377	.222	14	10	0	1	9
2020	0.70	4-2	7	6	5	3	0	40.0	16	4	4	7	51	1	0	2	145	.119	0	2	0	0	2
2021	2.36	20-9	35	28	13	7	4	163.0	114	62	55	41	196	26	0	19	665	.191	8	13	0	6	8
Total	2.30	40-20	105	51	20	12	10	340.1	236	127	112	104	400	44	1	38	1392	.193	25	32	0	9	23

#### Rachel Rook's Career Statistics in Ohio Valley Conference Games

Year	ERA	W-L	APP	GS	CG	SHO	SV	IP	H	R	ER	BB	SO	2B	3B	HR	AB	B/Avg.	WP	HBP	BK	SFA	SHA
2018	1.48	5-1	12	0	0	0	2	23.2	10	5	5	14	26	0	1	1	95	.133	3	4	0	1	1
2019	1.50	3-1	10	4	1	1	0	23.1	11	6	5	8	31	2	0	1	95	.138	5	6	0	0	1
2021	1.53	14-3	21	18	10	6	3	105.0	64	28	23	19	122	17	0	9	403	.172	3	3	0	3	6
Total	1.52	22-5	43	22	11	7	5	152.0	85	39	33	41	179	19	1	11	593	.161	11	13	0	4	8



## 2022 SOUTHEAST MISSOURI SOFTBALL GUIDE

### RETURNEES



# 4



// Infield  
// Junior  
// 5-5 // R/R  
// Farmington, Mo.  
// Farmington H.S.  
// Jefferson College

## Alyson TUCKER

**2021:** Started 41 games at shortstop in her first season of NCAA Division I softball...Hit .289 with 17 runs scored, 28 hits, four doubles, four home runs, 12 RBI and three stolen bases...Tied for fourth on the team with 11 walks... Finished with multiple-hits in five games and knocked in two or more runs on two occasions...Hit .338 in 28 Ohio Valley Conference starts as one of nine Redhawks who hit over .300 in league play...Registered two hits and four RBI at Jacksonville State (5/8)...Recorded a total of five games with two or more hits...Had a season-high three hits in four at-bats at Belmont (3/20)...Hit her first career home run vs. Austin Peay (3/5)...Also homered vs. Eastern Illinois (4/3), at Jacksonville State (5/8) and in the season-finale vs. Eastern Kentucky (5/15)...Hit safely in four of her final six games of the season...Scored a season-best two runs three times...Strung together a five-game hitting streak from Apr.

3-11...OVC Commissioner's Honor Roll selection.

**Jefferson College:** First-Team All-Conference and All-Region selection as a freshman at Jefferson College...Hit .400 with 17 runs, four doubles, a triple, two home runs and eight RBI in 16 starts during the 2020 season that was shortened due to COVID-19...Also led the team with nine stolen bases...Hit .481 with 70 run scored, 88 hits, 25 doubles, 10 triples, five home runs, 57 RBI and 25 stolen bases in 2019...Ranked third on the team in batting average and led the Vikings in runs, hits, doubles and triples...Also walked 16 times.

**Prep:** Four-time All-Conference selection at Farmington High School... Earned All-District honors three years and All-Region accolades in two seasons...Concluded her prep career as a First-Team All-State pick...Hit .602 with a 1.045 slugging

percentage, .650 on-base percentage, 31 runs scored, 53 hits, 17 doubles, two triples, six home runs and 34 RBI as a senior...Hit .516 with 46 runs, 47 hits, 12 doubles, a triple, 10 home runs and 32 RBI her junior year.

**Personal:** December 18, 1999... Majoring in Exceptional Childhood Learning...Daughter of Kris and Jenn Tucker.

### // Career-Highs

At-Bats .....	4	3x, last at Jacksonville State (5/8/21)
Runs .....	2	3x, last vs. Jacksonville State (5/13/21)
Hits .....	3	at Belmont (3/20/21)
Doubles .....	1	4x, last vs. Eastern Kentucky (4/18/21)
Triples .....	-	-
Home Runs .....	1	4x, last vs. Eastern Kentucky (5/15/21)
RBI .....	4	at Jacksonville State (5/8/21)
Stolen Bases .....	1	3x, last vs. Saint Louis (4/14/21)



### Alyson Tucker's Career Statistics at Southeast Missouri

Year	Avg.	GP-GS	AB	R	H	2B	3B	HR	RBI	TB	SLG%	BB	HBP	SO	GDP	OB%	SF	SH	SB-ATT	PO	A	E	FLD%
2021	.289	41-41	97	17	28	4	0	4	12	44	.454	11	3	19	0	.378	0	3	3-3	40	58	11	.899

### Alyson Tucker's Career Statistics in Ohio Valley Conference Games

Year	Avg.	GP-GS	AB	R	H	2B	3B	HR	RBI	TB	SLG%	BB	HBP	SO	GDP	OB%	SF	SH	SB-ATT	PO	A	E	FLD%
2021	.338	28-28	68	13	23	4	0	3	11	36	.529	8	3	11	0	.430	0	2	2-2	28	40	7	.907

### Kynzie Wrigley's Career Statistics at Southeast Missouri

Year	Avg.	GP-GS	AB	R	H	2B	3B	HR	RBI	TB	SLG%	BB	HBP	SO	GDP	OB%	SF	SH	SB-ATT	PO	A	E	FLD%
2021	.336	40-35	107	20	36	8	0	2	13	50	.467	9	0	12	0	.381	2	0	5-5	45	32	5	.939

### Kynzie Wrigley's Career Statistics in Ohio Valley Conference Games

Year	Avg.	GP-GS	AB	R	H	2B	3B	HR	RBI	TB	SLG%	BB	HBP	SO	GDP	OB%	SF	SH	SB-ATT	PO	A	E	FLD%
2021	.375	26-3	32	10	12	3	0	0	2	15	.469	4	0	3	0	.444	0	1	4-6	6	0	1	.857





## 2022 SOUTHEAST MISSOURI SOFTBALL GUIDE

### RETURNEES



# 24



// Infield  
// Sophomore  
// 5-3 // L/R  
// Mt. Zion, Ill.  
// Mt. Zion H.S.

## Kynzie WRIGLEY

**2021:** Was Southeast Missouri's third-leading hitter as a freshman... Started 34 games at second base... Hit .336 with 20 runs scored, eight doubles, two home runs and 13 RBI...Went a perfect 5-of-5 in stolen bases...Ranked second on the team in doubles...Collected multiple-hits in 10 games...Had two RBI on two occasions...Pieced together a season-long 15-game hitting streak from Mar. 20-Apr. 17...Hit her first career home run at Saint Louis (3/24)...Finished with two hits in all three games of the SIU Edwardsville series (4/10-11)...Recorded a season-high three hits when she went 3-for-4 with one RBI vs. Austin Peay (3/6)...Scored a run in seven-straight starts from Mar. 24-Apr. 2...Hit a team-high .385 in Ohio Valley Conference play...Ranked

fifth in the OVC in batting average during league action...Rated 14th in the OVC overall in batting average... OVC Commissioner's Honor Roll selection.

**Prep:** Senior season at Mt. Zion High School was cancelled due to the COVID-19 pandemic...Hit .475 with 50 runs scored, 56 hits, 42 RBI, 13 doubles, a triple and 10 home runs as a junior...First-Team All-Conference and Second-Team All-State honoree...Was part of two teams that made state tournament appearances...Also a member of the basketball team.

**Personal:** Born May 13, 2002... Majoring in Communication Disorders...Daughter of Jamie and Tiffany Wrigley.



### // Career-Highs

At-Bats .....	4	11x, last vs. Eastern Kentucky (5/15/21)
Runs .....	2	2x, last at UT Martin (5/5/21)
Hits .....	3	vs. Austin Peay (3/6/21)
Doubles .....	1	7x, last at Jacksonville State (5/8/21)
Triples .....	-	-
Home Runs .....	1	2x, last vs. Jacksonville State (5/8/21)
RBI .....	2	at UT Martin (5/5/21)
Stolen Bases .....	1	5x, last at Jacksonville State (5/9/21)



## 2022 SOUTHEAST MISSOURI SOFTBALL GUIDE

### NEWCOMERS



# 11



- // Catcher
- // Freshman
- // 5-7 // L/R
- // Blue Springs, Mo.
- // Blue Springs South H.S.



# 18



- // Infield
- // Freshman
- // 5-5 // L/R
- // Eureka, Mo.
- // Eureka H.S.

## Tori BRADLEY

**Prep:** Two-time Class 5A Second-Team All-State catcher at Blue Springs High School...Hit .410 with 46 runs scored, 109 hits, 30 doubles, six triples, 11 home runs and 77 RBI in three varsity seasons... Hit over .420 as both a junior (.425) and senior (.452)...Scored 16 runs, added 12 doubles, a triple, seven home runs and 33 RBI her final prep campaign...Won state titles in back-to-back seasons (2018, 2019)... Garnered All-Suburban Large Seven, All-District, All-Region and All-Area accolades...Played Select Fastpitch summer team.

**Personal:** Born September 17, 2002...Majoring in Criminal Justice... Daughter of Mike and Tracy Bradley.

## Sydney DENNIS

**Prep:** Claimed All-Conference and All-District honors all four of her prep seasons at Eureka High School...Named to the All-Region and All-Metro teams as a junior and senior...Hit .551 and led the Wildcats with a .931 slugging percentage and eight doubles...Had two triples, two home runs, 13 RBI and a team-high eight stolen bases that year as well...Was part of back-to-back conference championship teams (2018, 2019)...Set her school's stolen base record...Also a member of the basketball, track & field and cross country teams...Was teammates with fellow SEMO signee Tatum Gerwitz on the St. Louis Chaos summer team.

**Personal:** Born December 6, 2002... Majoring in Engineering Physics... Daughter of Kenny and Kelley Dennis.





## 2022 SOUTHEAST MISSOURI SOFTBALL GUIDE

### NEWCOMERS



# 10



- // Outfield
- // Freshman
- // 5-9 // L/R
- // O'Fallon, Mo.
- // Fort Zumwalt West H.S.



# 2



- // Outfield
- // Sophomore
- // 5-7 // L/L
- // Mogadore, Ohio
- // Mogadore H.S.
- // Marshall University

## Tatum GERWITZ

**Prep:** Hit .427 with four doubles, a triple, 12 RBI and a team-high 29 stolen bases as a senior at Fort Zumwalt West High School...First-Team All-District, All-Conference, All-Region and Second-Team Class 5A All-State her final prep campaign...Helped lead the Jaguars to 18 wins and a berth in the Class 5A state quarterfinals for the first time...Added a .500 slugging percentage...First-Team All-District, All-Conference and All-Region selection as a junior...Named to the Honor Roll and won an All-Academic award every year in high school...Was teammates with fellow SEMO signee Sydney Dennis on the St. Louis Chaos summer team...Also played soccer.

**Personal:** Born October 10, 2002... Exploratory Major...Daughter of Pat and Lorna Gerwitz.

## Paige HALLIWILL

**Marshall University:** Played her freshman year at Marshall, where she was one of two players to appear in all 33 games in 2021...Hit .263 with 21 hits, 14 runs scored, four doubles, a team-high two triples, four home runs and 15 RBI...Boasted a 1.000 fielding percentage in center field...Here first two career hits were home runs...Conference USA Academic Medalist and Commissioner's Honor Roll selection.

Second-Team All-Conference and Third-Team All-District in 2018... Member of the honor roll all four years...Cat Counts Academic and Scholar-Athlete award-winner.

**Personal:** Born May 14, 2002... Majoring in Family & Consumer Sciences...Daughter of Mark and Kim Halliwill.

**Prep:** Three-year captain who enjoyed a decorated career at Mogadore High School...Three-time First-Team All-Conference, two-time First-Team All-District, 2019 Golden Glove Award, 2019 Conference Player of the Year and Second-Team All-State...Was part of one conference title...Is listed throughout her school's record book in several season and career categories...Held the top two single-season runs scored records with 46 in 2019 and 39 in 2017...Also ranks among the top five leaders in career doubles and home runs, and is her school's all-time leader in runs scored, batting average and triples...Hit a single-season record .640 in 2019... Lettered three years in volleyball and two years in basketball...Earned Second-Team All-Conference in volleyball during the 2017 campaign and both First-Team All-District and First-Team All-Conference in 2019...In basketball, was named



## 2022 SOUTHEAST MISSOURI SOFTBALL GUIDE

### NEWCOMERS



# 15



// Pitcher  
// Freshman  
// 5-6 // R/R  
// Salem, Ill.  
// Salem H.S.



# 8



// Catcher  
// Freshman  
// 5-8 // L/R  
// Eddyville, Ky.  
// Lyon County H.S.

## Delaney KELL

**Prep:** Hit .328 with 20 runs scored, three doubles, a triple, four home runs and 13 RBI in 24 games as a senior at Salem High School... Also went 11-8 with a 2.07 ERA and 219 strikeouts in 125.1 innings inside the circle that year...Did not play her junior season due to the COVID-19 pandemic...Named Third-Team All-State, All-South and All-Cahokia Conference as a sophomore...Claimed Co-MVP and Best Offensive Player of the Year honors during that season...Was named her team's Best Defensive Player as a freshman...Also played basketball and volleyball...Played on the club level with the Illinois Force.

**Personal:** Born November 14, 2002... Majoring in Communication Disorders...Daughter of Jamie and Cheryl Kell.

## Sydney MELTON

**Prep:** Named one of the 10 winners of the Johnny Bench Award (presented by MSA Sport)...Earned All-District, All-Region and Class A All-State in addition to being named to the All A Classic State Tournament Team as a senior...Hit .440 with a school record 18 home runs...Had 51 RBI and saw 26 of her 48 hits go for extra bases...One of the best defensive catchers in the state...Did not play her junior season due to the COVID-19 pandemic...As a sophomore, she was All-District, All-Region, her team's Most Valuable Player and honorable mention All-State...Hit .468 with 36 runs, eight doubles, a triple, six home runs and 27 RBI that year... Hit .425 with 35 runs scored, 10 doubles, one triple, a home run and 16 RBI as a freshman...Landed

on the All-District and honorable mention All-State teams her rookie campaign...Played with the Louisville Sluggers KUHN summer league team.

**Personal:** Born November 6, 2002... Majoring in Nutrition...Daughter of Steve and Ginger Melton.





## 2022 SOUTHEAST MISSOURI SOFTBALL GUIDE NEWCOMERS



# 12



- // Pitcher/Utility Player
- // Freshman
- // 6-0 // R/R
- // Broken Arrow, Okla.
- // Broken Arrow H.S.

### Emma **ROTE** //

**Prep:** All-District, All-Area and All-State honoree as a senior at Broken Arrow High School...Secured Oklahoma High School Fastpitch Softball Coaches Association (OHSFCA) Class 5 Large East All-State laurels in 2020...Missed much of that season with an injury, but posted a 5-2 record and team-best 1.00 ERA in 42 innings...Struck out 37 and allowed just six earned runs and 17 hits...Offensively, she hit .346 with 22 runs and led the team with 10 stolen bases...Was selected as a pitcher and utility player for the OHSFCA All-Star Game...Garnered All-District and All-Area accolades as a freshman and sophomore...Also played basketball...Was a member of the NWA Legends softball summer team.

**Personal:** Born October 14, 2002...  
Majoring in Health Sciences...  
Daughter of Jeremy and Tisha Rote.



# 20



- // Catcher
- // Sophomore
- // 6-0 // L/L
- // Erie, Colo.
- // Erie H.S.
- // Marshall University

### Kat **SACKETT** //

**Marshall University:** Played her freshman season at Marshall University...Hit .254 with 16 hits, seven runs scored, seven doubles, five home runs and 16 RBI in 24 games and 19 starts...Boasted a .603 slugging percentage and threw out six baserunners...Made her collegiate debut at Longwood, where her first career hit was a double...Began her rookie campaign with an extra base hit in five-straight contests...Finished with two home runs and six RBI at Middle Tennessee...Came off the bench to catch in both of the Herd's games at the Conference USA Tournament...Conference USA Academic Medalist and Commissioner's Honor Roll selection.

**Prep:** Claimed numerous awards during her prep career at Erie High School...Three-time All-State, four-time All-Conference, two-time Conference Player of the Year (2018, 2019), 2019 Erie High School Female Athlete of the Year and 2020 Sportswomen of Colorado Award for high school softball...Honorable mention Academic All-State honoree...Also lettered in track & field.

**Personal:** Born Oct. 8, 2001...  
Majoring in Early Childhood Development...Daughter of Robert Sackett and Valerie Anderson...Her older brother, Gavin, attends Black Hills State University.



## 2022 SOUTHEAST MISSOURI SOFTBALL GUIDE

### NEWCOMERS



# 26



- // Infield
- // Freshman
- // 5-6 // R/R
- // Mahomet, Ill.
- // Mahomet-Seymour H.S.

## Aubrie SHORE

**Prep:** First-Team All-Apollo Conference pick at Mahomet-Seymour High School...Hit .526 with 40 runs scored, 14 doubles, three triples, seven home runs and 27 RBI as a senior...Named Second-Team Class 3 All-State that year...Did not play her junior season due to the COVID-19 pandemic...Hit .481 with 26 hits, 26 runs scored, 10 doubles, four triples, two home runs and 11 RBI in 2019...Garnered First-Team All-Area, All-Apollo Conference and Illinois High School Association (IHSA) Class 3A All-State accolades as a sophomore...Was tabbed Mahomet-Seymour's Offensive Player of the Year that season...Earned First-Team All-Conference, All-Area and Offensive Player of the Year awards as a freshman...Played summer league softball with Premier Fastpitch.

**Personal:** Born June 3, 2003...  
Majoring in Health Management...  
Daughter of Jake and Amy Shore.



#LETSSOAR



YEAR IN REVIEW





# 2022 SOUTHEAST MISSOURI SOFTBALL GUIDE

## 2021 FINAL OVERALL STATISTICS



**Overall:** 30-17 **Home:** 13-4 **Away:** 13-10 **Neutral:** 4-3 **OVC:** 23-6

No.	Name	Avg.	GP-GS	AB	R	H	2B	3B	HR	RBI	TB	SLG%	BB	HBP	SO	GDP	OB%	SF	SH	SB-ATT	PO	A	E	FLD%
2	Rachel Anderson	.375	47-47	136	30	51	7	2	5	30	77	.566	22	5	19	0	.476	1	6	12-17	71	0	1	.986
12	Katie Dreiling	.356	42-37	104	12	37	7	0	3	18	53	.510	9	0	22	1	.407	0	0	2-2	0	1	0	1.000
24	Kynzie Wrigley	.336	40-35	107	20	36	8	0	2	13	50	.467	9	0	12	0	.381	2	0	5-5	45	32	5	.939
3	Kimmy Fleming	.319	37-6	47	11	15	3	0	0	2	18	.383	4	0	6	0	.373	0	1	4-6	8	0	1	.889
14	Kaylee Anderson	.311	47-46	135	33	42	4	0	14	35	88	.652	9	6	17	0	.377	1	0	3-3	63	6	1	.986
26	Ashley Ellis	.300	47-47	130	23	39	3	0	19	46	99	.762	16	1	34	0	.376	2	0	1-1	237	1	4	.983
4	Alyson Tucker	.289	41-41	97	17	28	4	0	4	12	44	.454	11	3	19	0	.378	0	3	3-3	40	58	11	.899
15	Austine Pauley	.282	43-41	103	23	29	3	2	4	9	48	.466	11	1	25	1	.353	1	0	4-7	42	66	9	.923
7	Karsyn Davis	.271	36-27	70	5	19	3	1	2	12	30	.429	3	0	10	3	.301	0	0	0-0	151	4	2	.987
1	Jillian Anderson	.268	46-45	123	22	33	11	1	0	15	46	.374	30	4	25	0	.427	0	0	10-18	64	0	0	1.000
16	Abigail Rickermann	.200	35-6	45	9	9	0	0	0	2	9	.200	3	0	7	0	.250	0	2	1-2	11	10	1	.955
10	Ashley Emert	.157	27-19	51	5	8	1	0	1	4	12	.235	6	1	15	0	.259	0	0	3-3	24	30	4	.931
21	Chelsy Pena	.070	28-18	43	1	3	1	0	0	2	4	.093	5	1	7	0	.180	1	2	0-0	142	5	3	.980
-----																								
17	Kelby Robinson	.556	26-1	9	10	5	0	0	0	1	5	.556	0	0	2	0	.556	0	1	10-12	1	0	0	1.000
20	Leaha Winger	.167	13-3	12	0	2	0	0	0	2	2	.167	1	0	3	0	.231	0	0	0-0	3	0	0	1.000
27	Anna Griffin	.118	11-3	17	0	2	0	0	0	1	2	.118	1	0	7	0	.167	0	0	0-0	4	0	0	1.000
11	Danina Marton	.077	22-1	13	2	1	0	1	0	0	3	.231	0	1	6	0	.143	0	0	1-3	7	0	0	1.000
8	Abby Rollet	.000	3-0	2	0	0	0	0	0	0	0	.000	1	0	1	0	.333	0	0	0-0	0	0	0	.000
22	Amanda Hansen	.000	1-1	0	0	0	0	0	0	0	0	.000	0	0	0	0	.000	0	0	0-0	0	0	0	.000
6	Marisa Davis	.000	1-0	0	0	0	0	0	0	0	0	.000	0	0	0	0	.000	0	0	0-0	1	8	0	1.000
9	Rachel Rook	.000	1-1	0	0	0	0	0	0	0	0	.000	0	0	0	0	.000	0	0	0-0	5	9	3	.824
Totals		.289	47-47	1244	223	359	55	7	54	204	590	.474	141	23	237	5	.369	8	15	59-82	920	250	45	.963
Opponents		.213	47-47	1159	139	247	44	2	34	127	397	.343	88	30	285	3	.283	12	14	47-53	913	352	59	.955
LOB - Team (297), Opp (244). DPs turned - Team (9), Opp (12). CI - Team (0), Opp (2). IBB - Team (0), Opp (2).																								

No.	Name	ERA	W-L	APP	GS	CG	SHO/CBO	SV	IP	H	R	ER	BB	SO	2B	3B	HR	AB	B/Avg.	WP	HBP	BK	SFA	SHA
9	Rachel Rook	2.36	20-9	35	28	13	7/1	4	163.0	114	62	55	41	196	26	0	19	597	.191	8	13	0	6	8
19	Paytience Holman	3.02	7-7	24	18	6	4/1	1	92.2	86	48	40	27	53	10	1	13	365	.236	3	8	0	2	3
-----																								
6	Marisa Davis	2.62	3-0	23	0	0	0/1	3	40.0	37	16	15	8	30	5	1	0	152	.243	2	6	0	3	1
14	Kaylee Anderson	5.25	0-0	2	0	0	0/0	0	1.1	1	1	1	1	1	0	0	0	5	.200	0	1	0	0	0
22	Amanda Hansen	7.00	0-1	1	1	0	0/0	0	3.0	2	3	3	3	2	1	0	0	11	.182	2	0	0	1	0
12	Katie Dreiling	7.35	0-0	5	0	0	0/0	0	6.2	7	9	7	8	3	2	0	2	29	.241	0	2	0	0	2
Totals		2.76	30-17	47	47	19	12/1	8	306.2	247	139	121	88	285	44	2	34	1159	.213	15	30	0	12	14
Opponents		4.39	17-30	47	47	15	2/1	2	304.1	359	223	191	141	237	55	7	54	1244	.289	13	23	0	8	15
PB - Team (4), Pena 2, K. Davis 2, Opp (5). SBA/ATT - Rook (29-34), Pena (24-28), K. Davis (22-24), M. Davis (9-9), Holman (6-7), Dreiling (3-3), Winger (1-1).																								





# 2022 SOUTHEAST MISSOURI SOFTBALL GUIDE

## 2021 SCHEDULE/RESULTS



Date	Opponent	W/L	Score	R	H	E/	R	H	E	Innings	Overall	Conference	Pitcher of Record	Attendance	Time
02-13-21	at Auburn	L	0-8	0	0	3/	8	5	0	5	0-1	0-0	Rook (L, 0-1)	-	1:40
02-13-21	at Auburn	L	1-5	1	10	1/	5	9	0	7	0-2	0-0	Holman (L, 0-1)	370	2:08
02-14-21	at Auburn	L	1-3	1	2	1/	3	7	3	7	0-3	0-0	Rook (L, 0-2)	370	1:54
02-20-21	at Tennessee	L	0-7	0	3	1/	7	9	0	7	0-4	0-0	Holman (L, 0-2)	203	1:43
02-20-21	at Tennessee	L	3-5	3	6	1/	5	6	1	7	0-5	0-0	Rook (L, 0-3)	232	1:57
02-26-21	vs. North Dakota State !	W	6-2	6	8	1/	2	8	1	7	1-5	0-0	Rook (W, 1-3)	-	-
02-26-21	at #24 Arkansas !	L	3-9	3	5	1/	9	6	1	7	1-6	0-0	Holman (L, 0-3)	570	2:01
02-27-21	vs. Texas Tech !	W	5-3	5	6	1/	3	10	0	(8)	2-6	0-0	Rook (W, 2-3)	489	2:01
02-27-21	at #24 Arkansas !	L	3-6	3	3	0/	6	8	3	7	2-7	0-0	Rook (L, 2-4)	574	1:34
02-28-21	vs. Texas Tech !	L	1-7	1	4	2/	7	11	0	7	2-8	0-0	Rook (L, 2-5)	427	2:09
<b>03-05-21</b>	<b>AUSTIN PEAY*</b>	<b>W</b>	<b>6-5</b>	<b>6</b>	<b>5</b>	<b>0/</b>	<b>5</b>	<b>9</b>	<b>2</b>	<b>7</b>	<b>3-8</b>	<b>1-0</b>	<b>M. Davis (W, 1-0)</b>	<b>162</b>	<b>2:08</b>
<b>03-06-21</b>	<b>AUSTIN PEAY*</b>	<b>L</b>	<b>3-4</b>	<b>3</b>	<b>9</b>	<b>3/</b>	<b>4</b>	<b>7</b>	<b>1</b>	<b>7</b>	<b>3-9</b>	<b>1-1</b>	<b>Holman (L, 0-4)</b>	<b>333</b>	<b>2:13</b>
<b>03-06-21</b>	<b>AUSTIN PEAY*</b>	<b>W</b>	<b>8-0</b>	<b>8</b>	<b>13</b>	<b>0/</b>	<b>0</b>	<b>1</b>	<b>1</b>	<b>6</b>	<b>4-9</b>	<b>2-1</b>	<b>Rook (W, 3-5)</b>	<b>345</b>	<b>2:07</b>
03-12-21	at Tennessee Tech*	W	7-0	7	10	1/	0	2	2	7	5-9	3-1	Holman (W, 1-4)	125	1:57
03-12-21	at Tennessee Tech*	W	4-1	4	6	2/	1	1	1	7	6-9	4-1	Rook (W, 4-5)	125	1:57
03-13-21	at Tennessee Tech*	W	8-4	8	8	0/	4	7	1	7	7-9	5-1	Rook (W, 5-5)	135	2:15
03-16-21	at Southern Illinois	L	2-6	2	8	1/	6	5	0	7	7-10	5-1	Holman (L, 1-5)	35	2:00
03-20-21	at Belmont*	W	8-2	8	11	0/	2	4	1	7	8-10	6-1	Holman (W, 2-5)	50	2:00
03-20-21	at Belmont*	W	6-0	6	10	0/	0	2	0	7	9-10	7-1	Rook (W, 6-5)	50	1:50
03-21-21	at Belmont*	W	8-4	8	14	0/	4	7	0	7	10-10	8-1	Rook (W, 7-5)	50	2:18
03-24-21	at Saint Louis	W	6-1	6	8	0/	1	5	2	7	11-10	8-1	Holman (W, 3-5)	-	2:07
<b>03-26-21</b>	<b>MOREHEAD STATE*</b>	<b>W</b>	<b>8-0</b>	<b>8</b>	<b>10</b>	<b>1/</b>	<b>0</b>	<b>1</b>	<b>1</b>	<b>5</b>	<b>12-10</b>	<b>9-1</b>	<b>Rook (W, 8-5)</b>	<b>168</b>	<b>1:20</b>
<b>03-27-21</b>	<b>MOREHEAD STATE*</b>	<b>W</b>	<b>10-0</b>	<b>10</b>	<b>12</b>	<b>0/</b>	<b>0</b>	<b>1</b>	<b>1</b>	<b>5</b>	<b>13-10</b>	<b>10-1</b>	<b>Holman (W, 4-5)</b>	<b>287</b>	<b>1:22</b>
<b>03-27-21</b>	<b>MOREHEAD STATE*</b>	<b>W</b>	<b>9-1</b>	<b>9</b>	<b>10</b>	<b>2/</b>	<b>1</b>	<b>3</b>	<b>1</b>	<b>6</b>	<b>14-10</b>	<b>11-1</b>	<b>Rook (W, 9-5)</b>	<b>247</b>	<b>1:32</b>
<b>03-31-21</b>	<b>SOUTHERN ILLINOIS</b>	<b>W</b>	<b>5-0</b>	<b>5</b>	<b>9</b>	<b>2/</b>	<b>0</b>	<b>2</b>	<b>4</b>	<b>7</b>	<b>15-10</b>	<b>11-1</b>	<b>Rook (W, 10-5)</b>	<b>132</b>	<b>2:02</b>
<b>04-02-21</b>	<b>EASTERN ILLINOIS*</b>	<b>W</b>	<b>7-0</b>	<b>7</b>	<b>7</b>	<b>1/</b>	<b>0</b>	<b>4</b>	<b>1</b>	<b>7</b>	<b>16-10</b>	<b>12-1</b>	<b>Rook (W, 11-5)</b>	<b>221</b>	<b>1:41</b>
<b>04-03-21</b>	<b>EASTERN ILLINOIS*</b>	<b>W</b>	<b>3-0</b>	<b>3</b>	<b>6</b>	<b>1/</b>	<b>0</b>	<b>2</b>	<b>0</b>	<b>7</b>	<b>17-10</b>	<b>13-1</b>	<b>Holman (W, 5-5)</b>	<b>165</b>	<b>1:48</b>
<b>04-03-21</b>	<b>EASTERN ILLINOIS*</b>	<b>L</b>	<b>1-5</b>	<b>1</b>	<b>10</b>	<b>3/</b>	<b>5</b>	<b>6</b>	<b>1</b>	<b>7</b>	<b>17-11</b>	<b>13-2</b>	<b>Rook (L, 11-6)</b>	<b>150</b>	<b>2:13</b>
04-10-21	at SIU Edwardsville*	W	11-2	11	15	2/	2	3	3	5	18-11	14-2	Rook (W, 12-6)	125	1:42
04-11-21	at SIU Edwardsville*	W	4-2	4	12	2/	2	6	2	7	19-11	15-2	Holman (W, 6-5)	-	2:29
04-11-21	at SIU Edwardsville*	L	5-6	5	10	3/	6	10	6	(8)	19-12	15-3	Rook (L, 12-7)	125	2:41
<b>04-14-21</b>	<b>SAINT LOUIS</b>	<b>W</b>	<b>2-0</b>	<b>2</b>	<b>3</b>	<b>1/</b>	<b>0</b>	<b>4</b>	<b>3</b>	<b>7</b>	<b>20-12</b>	<b>15-3</b>	<b>Rook (W, 13-7)</b>	<b>184</b>	<b>1:34</b>
<b>04-17-21</b>	<b>EASTERN KENTUCKY*</b>	<b>W</b>	<b>8-0</b>	<b>8</b>	<b>11</b>	<b>0/</b>	<b>0</b>	<b>3</b>	<b>2</b>	<b>5</b>	<b>21-12</b>	<b>16-3</b>	<b>Rook (W, 14-7)</b>	<b>263</b>	<b>1:28</b>
<b>04-17-21</b>	<b>EASTERN KENTUCKY*</b>	<b>L</b>	<b>2-6</b>	<b>2</b>	<b>8</b>	<b>2/</b>	<b>6</b>	<b>11</b>	<b>2</b>	<b>7</b>	<b>21-13</b>	<b>16-4</b>	<b>Holman (L, 6-6)</b>	<b>256</b>	<b>2:11</b>
<b>04-18-21</b>	<b>EASTERN KENTUCKY*</b>	<b>L</b>	<b>1-4</b>	<b>1</b>	<b>5</b>	<b>0/</b>	<b>4</b>	<b>8</b>	<b>2</b>	<b>7</b>	<b>21-14</b>	<b>16-5</b>	<b>Rook (L, 14-8)</b>	<b>237</b>	<b>1:57</b>
<b>05-01-21</b>	<b>MURRAY STATE*</b>	<b>W</b>	<b>1-0</b>	<b>1</b>	<b>3</b>	<b>0/</b>	<b>0</b>	<b>1</b>	<b>1</b>	<b>7</b>	<b>22-14</b>	<b>17-5</b>	<b>Rook (W, 15-8)</b>	<b>251</b>	<b>1:33</b>
<b>05-01-21</b>	<b>MURRAY STATE*</b>	<b>W</b>	<b>7-5</b>	<b>7</b>	<b>9</b>	<b>0/</b>	<b>5</b>	<b>8</b>	<b>3</b>	<b>7</b>	<b>23-14</b>	<b>18-5</b>	<b>M. Davis (W, 2-0)</b>	<b>242</b>	<b>2:06</b>
<b>05-02-21</b>	<b>MURRAY STATE*</b>	<b>W</b>	<b>3-2</b>	<b>3</b>	<b>7</b>	<b>0/</b>	<b>2</b>	<b>6</b>	<b>0</b>	<b>7</b>	<b>24-14</b>	<b>19-5</b>	<b>Rook (W, 16-8)</b>	<b>227</b>	<b>1:52</b>
05-05-21	at UT Martin*	W	3-1	3	5	0/	1	4	1	7	25-14	20-5	Rook (W, 17-8)	-	1:55
05-05-21	at UT Martin*	W	8-0	8	7	1/	0	4	0	6	26-14	21-5	Holman (W, 7-6)	134	1:49
05-08-21	at Jacksonville State*	W	10-5	10	14	1/	5	8	0	7	27-14	22-5	Rook (W, 18-8)	465	2:34
05-08-21	at Jacksonville State*	W	3-2	3	2	1/	2	5	2	7	28-14	23-5	M. Davis (W, 3-0)	465	2:10
05-09-21	at Jacksonville State	L	3-4	3	7	1/	4	3	2	7	28-15	23-6	Hansen (L, 0-1)	338	2:20
05-13-21	vs. Jacksonville State %	W	11-2	11	9	0/	2	3	1	5	29-15	23-6	Rook (W, 19-8)	327	1:48
05-14-21	vs. Eastern Kentucky %	L	1-2	1	3	1/	2	3	0	7	29-16	23-6	Holman (L, 7-7)	-	1:56
05-14-21	vs. Jacksonville State %	W	4-3	4	7	1/	3	4	0	(8)	30-16	23-6	Rook (W, 20-8)	703	2:26
05-15-21	vs. Eastern Kentucky %	L	4-5	4	9	0/	5	5	0	7	30-17	23-6	Rook (L, 20-9)	388	2:20

Home Games in **BOLD CAPS**; \* - Denotes Ohio Valley Conference Game; ! - Razorback Invitational (Fayetteville, Ark.); % - OVC Tournament (Oxford, Ala.); O extra inning game



# 2022 SOUTHEAST MISSOURI SOFTBALL GUIDE

## 2021 FINAL OVC STATISTICS



**Overall: 23-6 Home: 11-4 Away: 12-2**

No.	Name	Avg.	GP-GS	AB	R	H	2B	3B	HR	RBI	TB	SLG%	BB	HBP	SO	GDP	OB%	SF	SH	SB-ATT	PO	A	E	FLD%
24	Kynzie Wrigley	.385	29-26	78	16	30	7	0	1	10	40	.513	6	0	9	0	.419	2	0	5-5	34	24	4	.935
3	Kimmy Fleming	.375	26-3	32	10	12	3	0	0	2	15	.469	4	0	3	0	.444	0	1	4-6	6	0	1	.857
26	Ashley Ellis	.369	29-29	84	16	31	2	0	15	37	78	.929	7	0	23	0	.413	1	0	1-1	152	0	3	.981
2	Rachel Anderson	.369	29-29	84	21	31	5	2	4	26	52	.619	16	5	9	0	.495	0	4	8-11	44	0	1	.978
12	Katie Dreiling	.357	27-26	70	11	25	4	0	3	15	38	.543	8	0	14	1	.423	0	0	1-1	0	0	0	.000
4	Alyson Tucker	.338	28-28	68	13	23	4	0	3	11	36	.529	8	3	11	0	.430	0	2	2-2	28	40	7	.907
1	Jillian Anderson	.333	29-29	81	19	27	10	1	0	12	39	.481	21	2	11	0	.481	0	0	9-15	34	0	0	1.000
15	Austine Pauley	.328	26-25	67	18	22	2	2	2	6	34	.507	6	1	10	0	.392	0	0	4-5	26	42	3	.958
14	Kaylee Anderson	.305	29-28	82	21	25	3	0	8	19	52	.634	6	4	9	0	.376	1	0	3-3	32	2	1	.971
7	Karsyn Davis	.261	22-18	46	3	12	2	1	1	9	19	.413	0	0	5	3	.261	0	0	0-0	98	2	1	.990
21	Chelsy Pena	.080	16-11	25	0	2	0	0	0	2	2	.080	3	0	4	0	.172	1	2	0-0	88	5	1	.989
-----																								
17	Kelby Robinson	1.000	20-0	4	8	4	0	0	0	0	4	1.000	0	0	0	0	1.000	0	1	9-10	1	0	0	1.000
16	Abigail Rickermann	.250	21-1	24	4	6	0	0	0	1	6	.250	1	0	0	0	.280	0	1	0-1	8	3	0	1.000
20	Leaha Winger	.250	5-0	4	0	1	0	0	0	2	1	.250	1	0	1	0	.400	0	0	0-0	0	0	0	.000
27	Anna Griffin	.143	5-0	7	0	1	0	0	0	0	1	.143	0	0	2	0	.143	0	0	0-0	4	0	0	1.000
10	Ashley Emert	.136	11-8	22	3	3	0	0	0	1	3	.136	4	0	3	0	.269	0	0	3-3	10	16	2	.929
11	Danina Marton	.100	16-0	10	2	1	0	1	0	0	3	.300	0	0	5	0	.100	0	0	1-1	4	0	0	1.000
8	Abby Rollet	.000	2-0	1	0	0	0	0	0	0	0	.000	1	0	1	0	.500	0	0	0-0	0	0	0	.000
22	Amanda Hansen	.000	1-1	0	0	0	0	0	0	0	0	.000	0	0	0	0	.000	0	0	0-0	0	0	0	.000
6	Marisa Davis	.000	1-0	0	0	0	0	0	0	0	0	.000	0	0	0	0	.000	0	0	0-0	1	7	0	1.000
Totals		.324	29-29	789	165	256	42	7	37	153	423	.536	92	15	120	4	.403	5	11	50-64	575	162	27	.965
Opponents		.195	29-29	703	65	137	30	0	14	58	209	.297	47	11	179	1	.254	8	9	23-28	550	211	40	.950
LOB - Team (199), Opp (138). DPs turned - Team (5), Opp (9). CI - Team (0), Opp (2). IBB - Team (0), Opp (2).																								

No.	Name	ERA	W-L	APP	GS	CG	SHO/CBO	SV	IP	H	R	ER	BB	SO	2B	3B	HR	AB	B/Avg.	WP	HBP	BK	SFA	SHA
9	Rachel Rook	1.53	14-3	21	18	10	6/0	3	105.0	64	28	23	19	122	17	0	9	372	.172	3	3	0	3	6
19	Paytience Holman	2.09	6-2	12	10	4	4/0	0	53.2	43	21	16	14	34	5	0	5	204	.211	1	3	0	1	3
-----																								
6	Marisa Davis	2.66	3-0	15	0	0	0/0	3	26.1	24	11	10	7	19	5	0	0	100	.240	1	4	0	3	0
12	Katie Dreiling	3.00	0-0	2	0	0	0/0	0	2.1	3	1	1	3	1	2	0	0	11	.273	0	0	0	0	0
14	Kaylee Anderson	5.25	0-0	2	0	0	0/0	0	1.1	1	1	1	1	1	0	0	0	5	.200	0	1	0	0	0
22	Amanda Hansen	7.00	0-1	1	1	0	0/0	0	3.0	2	3	3	3	2	1	0	0	11	.182	2	0	0	1	0
Totals		1.97	23-6	29	29	14	10/0	6	191.2	137	65	54	47	179	30	0	14	703	.195	7	11	0	8	9
Opponents		5.61	6-23	29	29	8	0/0	2	183.1	256	165	147	92	120	42	7	37	789	.324	6	15	0	5	11
PB - Team (2), Pena 1, K. Davis 1, Opp (3). SBA/ATT - Rook (14-19), Pena (12-16), K. Davis (11-12), M. Davis (6-6), Holman (2-2), Dreiling (1-1).																								





# 2022 SOUTHEAST MISSOURI SOFTBALL GUIDE

## 2021 HITTING STATISTICS



### Southeast Missouri Hitting Statistics (Home Games)

Home: 13-4

No.	Name	Avg.	GP-GS	AB	R	H	2B	3B	HR	RBI	TB	SLG%	BB	HBP	SO	GDP	OB%	SF	SH	SB-ATT	PO	A	E	FLD%
26	Ashley Ellis	.396	17-17	48	11	19	1	0	10	24	50	1.042	5	0	10	0	.444	1	0	1-1	88	0	0	1.000
2	Rachel Anderson	.380	17-17	50	18	19	2	1	3	13	32	.640	8	3	6	0	.492	0	1	4-5	33	0	1	.971
24	Kynzie Wrigley	.378	17-15	45	8	17	2	0	0	3	19	.422	2	0	7	0	.404	0	0	0-0	18	10	3	.903
4	Alyson Tucker	.361	17-17	36	6	13	2	0	2	5	21	.583	6	2	7	0	.477	0	2	1-1	13	22	6	.854
15	Austine Pauley	.342	16-15	38	9	13	2	0	2	3	21	.553	1	0	5	1	.359	0	0	1-1	13	26	2	.951
12	Katie Dreiling	.304	17-17	46	5	14	2	0	1	9	19	.413	6	0	9	1	.385	0	0	0-0	0	0	0	.000
14	Kaylee Anderson	.286	17-17	42	8	12	1	0	2	6	19	.452	4	3	5	0	.380	1	0	1-1	20	0	1	.952
1	Jillian Anderson	.283	17-17	46	6	13	5	0	0	5	18	.391	8	0	8	0	.389	0	0	4-7	15	0	0	1.000
17	Kelby Robinson	1.000	10-0	1	5	1	0	0	0	0	1	1.000	0	0	0	0	1.000	0	1	3-3	0	0	0	.000
20	Leaha Wininger	.500	2-0	2	0	1	0	0	0	2	1	.500	0	0	0	0	.500	0	0	0-0	0	0	0	.000
3	Kimmy Fleming	.400	15-0	10	3	4	0	0	0	2	4	.400	1	0	0	0	.455	0	1	2-3	2	0	0	1.000
16	Abigail Rickermann	.273	12-0	11	2	3	0	0	0	1	3	.273	1	0	0	0	.333	0	1	0-0	4	1	0	1.000
7	Karsyn Davis	.261	12-10	23	2	6	0	0	1	2	9	.391	2	0	4	2	.320	0	0	0-0	67	2	0	1.000
10	Ashley Emert	.182	5-4	11	0	2	0	0	0	1	2	.182	0	0	1	0	.182	0	0	0-0	7	7	2	.875
21	Chelsy Pena	.000	8-7	13	0	0	0	0	0	0	0	.000	2	0	2	0	.133	0	1	0-0	49	3	0	1.000
11	Danina Marton	.000	9-0	2	1	0	0	0	0	0	0	.000	0	0	1	0	.000	0	0	1-1	3	0	0	1.000
27	Anna Griffin	.000	2-0	2	0	0	0	0	0	0	0	.000	0	0	1	0	.000	0	0	0-0	0	0	0	.000
8	Abby Rollet	.000	2-0	1	0	0	0	0	0	0	0	.000	1	0	1	0	.500	0	0	0-0	0	0	0	.000
Totals		.321	17-17	427	84	137	17	1	21	76	219	.513	47	8	67	4	.397	2	7	18-23	333	87	16	.963
Opponents		.188	17-17	410	32	77	18	0	8	29	119	.290	21	6	111	2	.237	1	5	10-13	298	117	26	.941

LOB - Team (110), Opp (78). DPs turned - Team (3), Opp (6). CI - Team (0), Opp (1). IBB - Team (0), Opp (1).

### Southeast Missouri Hitting Statistics (Away Games)

Away: 13-10

No.	Name	Avg.	GP-GS	AB	R	H	2B	3B	HR	RBI	TB	SLG%	BB	HBP	SO	GDP	OB%	SF	SH	SB-ATT	PO	A	E	FLD%
12	Katie Dreiling	.432	18-15	44	6	19	3	0	2	7	28	.636	2	0	9	0	.457	0	0	2-2	0	1	0	1.000
24	Kynzie Wrigley	.360	19-16	50	11	18	5	0	2	8	29	.580	5	0	4	0	.404	2	0	5-5	21	18	2	.951
2	Rachel Anderson	.344	23-23	64	8	22	5	1	2	16	35	.547	13	2	10	0	.468	0	4	5-8	31	0	0	1.000
3	Kimmy Fleming	.321	17-4	28	7	9	3	0	0	0	12	.429	3	0	4	0	.387	0	0	2-3	5	0	1	.833
1	Jillian Anderson	.302	23-23	63	15	19	6	1	0	9	27	.429	19	4	14	0	.488	0	0	6-11	39	0	0	1.000
14	Kaylee Anderson	.278	23-22	72	18	20	3	0	8	18	47	.653	2	2	10	0	.316	0	0	2-2	27	3	0	1.000
7	Karsyn Davis	.273	17-12	33	2	9	3	1	0	8	14	.424	0	0	3	1	.273	0	0	0-0	52	2	2	.964
26	Ashley Ellis	.250	23-23	64	7	16	2	0	6	16	36	.563	6	0	19	0	.314	0	0	0-0	111	0	4	.965
15	Austine Pauley	.245	20-20	53	11	13	1	2	1	4	21	.396	6	1	14	0	.333	0	0	3-4	21	32	4	.930
4	Alyson Tucker	.245	20-20	49	8	12	2	0	1	6	17	.347	4	1	8	0	.315	0	0	2-2	22	30	5	.912
16	Abigail Rickermann	.200	17-3	25	5	5	0	0	0	1	5	.200	0	0	4	0	.200	0	0	0-1	6	3	0	1.000
10	Ashley Emert	.156	16-12	32	4	5	1	0	0	0	6	.188	4	1	10	0	.270	0	0	3-3	11	17	0	1.000
21	Chelsy Pena	.080	16-9	25	0	2	0	0	0	2	2	.080	3	0	4	0	.172	1	1	0-0	82	2	3	.966
17	Kelby Robinson	1.000	13-0	3	4	3	0	0	0	0	3	1.000	0	0	0	0	1.000	0	0	7-9	1	0	0	1.000
27	Anna Griffin	.143	7-3	14	0	2	0	0	0	1	2	.143	0	0	5	0	.143	0	0	0-0	4	0	0	1.000
20	Leaha Wininger	.143	8-2	7	0	1	0	0	0	0	1	.143	1	0	3	0	.250	0	0	0-0	3	0	0	1.000
11	Danina Marton	.111	10-0	9	1	1	0	1	0	0	3	.333	0	0	4	0	.111	0	0	0-0	1	0	0	1.000
8	Abby Rollet	.000	1-0	1	0	0	0	0	0	0	0	.000	0	0	0	0	.000	0	0	0-0	0	0	0	.000
22	Amanda Hansen	.000	1-1	0	0	0	0	0	0	0	0	.000	0	0	0	0	.000	0	0	0-0	0	0	0	.000
6	Marisa Davis	.000	1-0	0	0	0	0	0	0	0	0	.000	0	0	0	0	.000	0	0	0-0	1	5	0	1.000
9	Rachel Rook	.000	1-1	0	0	0	0	0	0	0	0	.000	0	0	0	0	.000	0	0	0-0	4	3	2	.778
Totals		.277	23-23	636	107	176	34	6	22	96	288	.453	68	11	125	1	.355	3	5	37-50	443	124	23	.961
Opponents		.226	23-23	558	83	126	22	1	19	77	207	.371	52	15	133	1	.303	11	7	28-31	471	181	31	.955

LOB - Team (146), Opp (117). DPs turned - Team (5), Opp (5). CI - Team (0), Opp (1). IBB - Team (0), Opp (1).



## 2022 SOUTHEAST MISSOURI SOFTBALL GUIDE

### 2021 HITTING STATISTICS



#### Southeast Missouri Hitting Statistics (Neutral Games)

**Neutral: 4-3**

No.	Name	Avg.	GP-GS	AB	R	H	2B	3B	HR	RBI	TB	SLG%	BB	HBP	SO	GDP	OB%	SF	SH	SB-ATT	PO	A	E	FLD%
14	Kaylee Anderson	.476	7-7	21	7	10	0	0	4	11	22	1.048	3	1	2	0	.560	0	0	0-0	16	3	0	1.000
2	Rachel Anderson	.455	7-7	22	4	10	0	0	0	1	10	.455	1	0	3	0	.458	1	1	3-4	7	0	0	1.000
12	Katie Dreiling	.286	7-5	14	1	4	2	0	0	2	6	.429	1	0	4	0	.333	0	0	0-0	0	0	0	.000
7	Karsyn Davis	.286	7-5	14	1	4	0	0	1	2	7	.500	1	0	3	0	.333	0	0	0-0	32	0	0	1.000
4	Alyson Tucker	.250	4-4	12	3	3	0	0	1	1	6	.500	1	0	4	0	.308	0	1	0-0	5	6	0	1.000
15	Austine Pauley	.250	7-6	12	3	3	0	0	1	2	6	.500	4	0	6	0	.412	1	0	0-2	8	8	3	.842
26	Ashley Ellis	.222	7-7	18	5	4	0	0	3	6	13	.722	5	1	5	0	.400	1	0	0-0	38	1	0	1.000
3	Kinny Fleming	.222	5-2	9	1	2	0	0	0	0	2	.222	0	0	2	0	.222	0	0	0-0	1	0	0	1.000
17	Kelby Robinson	.200	3-1	5	1	1	0	0	0	1	1	.200	0	0	2	0	.200	0	0	0-0	0	0	0	.000
21	Chelsy Pena	.200	4-2	5	1	1	1	0	0	0	2	.400	0	1	1	0	.333	0	0	0-0	11	0	0	1.000
10	Ashley Emert	.125	6-3	8	1	1	0	0	1	3	4	.500	2	0	4	0	.300	0	0	0-0	6	6	2	.857
16	Abigail Rickermann	.111	6-3	9	2	1	0	0	0	0	1	.111	2	0	3	0	.273	0	1	1-1	1	6	1	.875
24	Kynzie Wrigley	.083	4-4	12	1	1	1	0	0	2	2	.167	2	0	1	0	.214	0	0	0-0	6	4	0	1.000
1	Jillian Anderson	.071	6-5	14	1	1	0	0	0	1	1	.071	3	0	3	0	.235	0	0	0-0	10	0	0	1.000
20	Leaha Wininger	.000	3-1	3	0	0	0	0	0	0	0	.000	0	0	0	0	.000	0	0	0-0	0	0	0	.000
11	Danina Marton	.000	3-1	2	0	0	0	0	0	0	0	.000	0	1	1	0	.333	0	0	0-2	3	0	0	1.000
27	Anna Griffin	.000	2-0	1	0	0	0	0	0	0	0	.000	1	0	1	0	.500	0	0	0-0	0	0	0	.000
Totals		.254	7-7	181	32	46	4	0	11	32	83	.459	26	4	45	0	.355	3	3	4-9	144	39	6	.968
Opponents		.230	7-7	191	24	44	4	1	7	21	71	.372	15	9	41	0	.316	0	2	9-9	144	54	2	.990
LOB - Team (41), Opp (49). DPs turned - Team (1), Opp (1).																								

#### Southeast Missouri Hitting Statistics (Non-Conference Games)

**Overall: 7-11 Home: 2-0 Away: 1-8 Neutral: 4-3**

No.	Name	Avg.	GP-GS	AB	R	H	2B	3B	HR	RBI	TB	SLG%	BB	HBP	SO	GDP	OB%	SF	SH	SB-ATT	PO	A	E	FLD%
2	Rachel Anderson	.385	18-18	52	9	20	2	0	1	4	25	.481	6	0	10	0	.441	1	2	4-6	27	0	0	1.000
12	Katie Dreiling	.353	15-11	34	1	12	3	0	0	3	15	.441	1	0	8	0	.371	0	0	1-1	0	1	0	1.000
14	Kaylee Anderson	.321	18-18	53	12	17	1	0	6	16	36	.679	3	2	8	0	.379	0	0	0-0	31	4	0	1.000
24	Kynzie Wrigley	.207	11-9	29	4	6	1	0	1	3	10	.345	3	0	3	0	.281	0	0	0-0	11	8	1	.950
15	Austine Pauley	.194	17-16	36	5	7	1	0	2	3	14	.389	5	0	15	1	.286	1	0	0-2	16	24	6	.870
26	Ashley Ellis	.174	18-18	46	7	8	1	0	4	9	21	.457	9	1	11	0	.316	1	0	0-0	85	1	1	.989
10	Ashley Emert	.172	16-11	29	2	5	1	0	1	3	9	.310	2	1	12	0	.250	0	0	0-0	14	14	2	.933
4	Alyson Tucker	.172	13-13	29	4	5	0	0	1	1	8	.276	3	0	8	0	.250	0	1	1-1	12	18	4	.882
1	Jillian Anderson	.143	17-16	42	3	6	1	0	0	3	7	.167	9	2	14	0	.321	0	0	1-3	30	0	0	1.000
7	Karsyn Davis	.292	14-9	24	2	7	1	0	1	3	11	.458	3	0	5	0	.370	0	0	0-0	53	2	1	.982
3	Kimmy Fleming	.200	11-3	15	1	3	0	0	0	0	3	.200	0	0	3	0	.200	0	0	0-0	2	0	0	1.000
17	Kelby Robinson	.200	6-1	5	2	1	0	0	0	1	1	.200	0	0	2	0	.200	0	0	1-2	0	0	0	.000
16	Abigail Rickermann	.143	14-5	21	5	3	0	0	0	1	3	.143	2	0	7	0	.217	0	1	1-1	3	7	1	.909
20	Leaha Wininger	.125	8-3	8	0	1	0	0	0	0	1	.125	0	0	2	0	.125	0	0	0-0	3	0	0	1.000
27	Anna Griffin	.100	6-3	10	0	1	0	0	0	1	1	.100	1	0	5	0	.182	0	0	0-0	0	0	0	.000
21	Chelsy Pena	.056	12-7	18	1	1	1	0	0	0	2	.111	2	1	3	0	.190	0	0	0-0	54	0	2	.964
11	Danina Marton	.000	6-1	3	0	0	0	0	0	0	0	.000	0	1	1	0	.250	0	0	0-2	3	0	0	1.000
8	Abby Rollet	.000	1-0	1	0	0	0	0	0	0	0	.000	0	0	0	0	.000	0	0	0-0	0	0	0	.000
9	Rachel Rook	.000	1-1	0	0	0	0	0	0	0	0	.000	0	0	0	0	.000	0	0	0-0	1	3	0	1.000
Totals		.226	18-18	455	58	103	13	0	17	51	167	.367	49	8	117	1	.311	3	4	9-18	345	88	18	.960
Opponents		.241	18-18	456	74	110	14	2	20	69	188	.412	41	19	106	2	.327	4	5	24-25	363	141	19	.964
LOB - Team (98), Opp (106). DPs turned - Team (4), Opp (3).																								





## 2022 SOUTHEAST MISSOURI SOFTBALL GUIDE

### 2021 PITCHING STATISTICS



#### Southeast Missouri Pitching Statistics (Home Games)

**Home: 13-4 OVC: 11-4**

No.	Name	ERA	W-L	APP	GS	CG	SHO/CBO	SV	IP	H	R	ER	BB	SO	2B	3B	HR	AB	B/Avg.	WP	HBP	BK	SFA	SHA
9	Rachel Rook	1.34	9-2	13	11	8	6/1	1	68.0	39	14	13	9	88	11	0	5	244	.160	1	3	0	0	3
19	Paytience Holman	2.93	2-2	7	6	2	2/1	0	28.2	27	15	12	8	17	5	0	3	113	.239	1	1	0	1	2
-----																								
12	Katie Dreiling	0.00	0-0	1	0	0	0/0	0	1.1	2	0	0	2	0	1	0	0	6	.333	0	0	0	0	0
6	Marisa Davis	1.08	2-0	7	0	0	0/1	0	13.0	9	3	2	2	6	1	0	0	47	.191	2	2	0	0	0
Totals		1.70	13-4	17	17	10	9/1	1	111.0	77	32	27	21	111	18	0	8	410	.188	4	6	0	1	5
Opponents		5.14	4-13	17	17	4	0/0	2	99.1	137	84	73	47	67	17	1	21	427	.321	2	8	0	2	7

PB - Team (2), Pena 1, K. Davis 1, Opp (3). SBA/ATT - Rook (6-9), Pena (5-7), K. Davis (5-6), M. Davis (4-4).

#### Southeast Missouri Pitching Statistics (Away Games)

**Away: 13-10 OVC: 12-2**

No.	Name	ERA	W-L	APP	GS	CG	SHO/CBO	SV	IP	H	R	ER	BB	SO	2B	3B	HR	AB	B/Avg.	WP	HBP	BK	SFA	SHA
9	Rachel Rook	2.87	7-5	16	12	4	1/0	3	68.1	51	32	28	20	78	11	0	8	247	.206	7	6	0	6	4
19	Paytience Holman	3.55	5-4	13	10	3	2/0	0	51.1	50	30	26	17	32	5	1	9	202	.248	2	5	0	1	1
-----																								
6	Marisa Davis	2.90	1-0	12	0	0	0/0	3	19.1	18	8	8	6	17	4	0	0	74	.243	0	2	0	3	0
14	Kaylee Anderson	5.25	0-0	2	0	0	0/0	0	1.1	1	1	1	1	1	0	0	0	5	.200	0	1	0	0	0
22	Amanda Hansen	7.00	0-1	1	1	0	0/0	0	3.0	2	3	3	3	2	1	0	0	11	.182	2	0	0	1	0
12	Katie Dreiling	11.31	0-0	3	0	0	0/0	0	4.1	4	9	7	5	3	1	0	2	19	.211	0	1	0	0	2
Totals		3.46	13-10	23	23	7	3/0	6	147.2	126	83	73	52	133	22	1	19	558	.226	11	15	0	11	7
Opponents		3.92	10-13	23	23	8	2/1	0	157.0	176	107	88	68	125	34	6	22	636	.277	7	11	0	3	5

PB - Team (1), Pena 1, Opp (1). SBA/ATT - Rook (17-19), Pena (17-19), K. Davis (10-11), Holman (5-6), M. Davis (4-4), Dreiling (2-2), Winingier (1-1).

#### Southeast Missouri Pitching Statistics (Neutral Games)

**Neutral: 4-3**

No.	Name	ERA	W-L	APP	GS	CG	SHO/CBO	SV	IP	H	R	ER	BB	SO	2B	3B	HR	AB	B/Avg.	WP	HBP	BK	SFA	SHA
9	Rachel Rook	3.68	4-2	6	5	1	0/0	0	26.2	24	16	14	12	30	4	0	6	106	.226	0	4	0	0	1
-----																								
12	Katie Dreiling	0.00	0-0	1	0	0	0/0	0	1.0	1	0	0	1	0	0	0	0	4	.250	0	1	0	0	0
19	Paytience Holman	1.11	0-1	4	2	1	0/0	1	12.2	9	3	2	2	4	0	0	1	50	.180	0	2	0	0	0
6	Marisa Davis	4.57	0-0	4	0	0	0/0	0	7.2	10	5	5	0	7	0	1	0	31	.323	0	2	0	0	1
Totals		3.06	4-3	7	7	2	0/0	1	48.0	44	24	21	15	41	4	1	7	191	.230	0	9	0	0	2
Opponents		4.38	3-4	7	7	3	0/0	0	48.0	46	32	30	26	45	4	0	11	181	.254	4	4	0	3	3

PB - Team (1), K. Davis 1, Opp (1). SBA/ATT - K. Davis (7-7), Rook (6-6), Pena (2-2), M. Davis (1-1), Holman (1-1), Dreiling (1-1).



# 2022 SOUTHEAST MISSOURI SOFTBALL GUIDE

## 2021 PITCHING STATISTICS



### Southeast Missouri Pitching Statistics (Non-Conference Games)

**Overall:** 7-11 **Home:** 2-0 **Away:** 1-8 **Neutral:** 4-3

No.	Name	ERA	W-L	APP	GS	CG	SHO/CBO	SV	IP	H	R	ER	BB	SO	2B	3B	HR	AB	B/Avg.	WP	HBP	BK	SFA	SHA
9	Rachel Rook	3.86	6-6	14	10	3	1/1	1	58.0	50	34	32	22	74	9	0	10	225	.222	5	10	0	3	2
19	Paytience Holman	4.31	1-5	12	8	2	0/1	1	39.0	43	27	24	13	19	5	1	8	161	.267	2	5	0	1	0
-----																								
6	Marisa Davis	2.56	0-0	8	0	0	0/1	0	13.2	13	5	5	1	11	0	1	0	52	.250	1	2	0	0	1
12	Katie Dreiling	9.69	0-0	3	0	0	0/0	0	4.1	4	8	6	5	2	0	0	2	18	.222	0	2	0	0	2
Totals		4.08	7-11	18	18	5	2/1	2	115.0	110	74	67	41	106	14	2	20	456	.241	8	19	0	4	5
Opponents		2.55	11-7	18	18	7	2/1	0	121.0	103	58	44	49	117	13	0	17	455	.226	7	8	0	3	4

PB - Team (2), Pena 1, K. Davis 1, Opp (2). SBA/ATT - Rook (15-15), K. Davis (11-12), Pena (12-12), Holman (4-5), M. Davis (3-3), Dreiling (2-2), Winger (1-1).



#LETSSOAR



OPPONENTS





# 2022 SOUTHEAST MISSOURI SOFTBALL GUIDE

## SERIES RESULTS



### Abilene Christian (1-0)

Neutral: 1-0  
2/15/19 W 10-2 (5) #

### Akron (2-0)

Away: 1-0 Neutral: 1-0  
4/18/86 W 2-1  
3/11/01 W 6-0 #

### Alabama A&M (3-0)

Home: 1-0 Neutral: 2-0  
2/23/07 W 8-0 \*  
2/24/08 W 15-0 #  
3/11/17 W 7-2 #

### Alabama State (3-2)

Away: 1-0 Neutral: 2-2  
2/13/15 L 5-8 #  
2/14/15 L 7-12 #  
3/12/17 W 8-1 #  
2/23/18 W 14-1 #  
2/21/20 W 12-3

### Alcorn State (4-0)

Away: 4-0 Neutral: 3-0  
2/24/06 W 5-0 #  
2/19/17 W 3-2 #  
2/25/17 W 8-0  
2/25/17 W 7-5

### American International (1-0)

Neutral: 1-0  
3/14/91 W 7-0 #

### Appalachian State (0-1)

Neutral: 0-1  
2/20/10 L 2-10 #

### Arkansas-Pine Bluff (1-0)

Neutral: 1-0  
2/22/08 W 11-2 #

### Arkansas (2-8)

Home: 0-2 Away: 2-5  
Neutral: 0-1  
3/13/10 L 2-4  
3/1/15 L 2-5 #  
4/29/15 L 5-13  
4/29/15 W 4-3 (8)  
4/6/16 L 4-7 \*  
4/6/16 L 3-4 \*  
2/21/19 L 1-7  
2/22/19 W 6-1  
2/26/21 L 3-9  
2/27/21 L 3-6

### Arkansas State (5-0)

Away: 5-0  
4/14/84 W 9-1  
4/20/85 W 5-0  
3/8/86 W 11-0  
3/8/86 W 10-0  
4/19/86 W 4-1

### Army (2-2)

Away: 2-2  
3/11/87 W 1-0  
3/12/87 W 7-0  
3/10/88 L 1-2  
3/9/89 L 0-3

### Ashland (2-0)

Away: 2-0  
3/9/87 W 4-0  
3/10/88 W 2-0

### Auburn (0-3)

Away: 0-3  
2/13/21 L 0-8  
2/13/21 L 1-5  
2/14/21 L 1-3

### Austin Peay (73-24)

Home: 37-12 Away: 30-12  
Neutral: 6-0  
3/3/89 L 1-4  
3/3/89 W 4-1  
3/22/90 W 8-0 \*  
3/22/90 L 1-9 \*  
3/8/91 W 7-0  
3/8/91 W 9-1  
5/25/92 W 11-4 #

4/28/92 W 3-0 \*  
4/28/92 W 7-0 \*  
3/19/93 L 1-2  
3/19/93 L 2-3  
3/31/93 W 2-1 \*  
3/31/93 W 10-6 \*  
3/30/94 W 5-0 \*  
3/30/94 W 6-2 \*  
4/14/94 W 3-2 (10)  
4/14/94 W 6-2  
4/22/94 W 3-0 #  
3/14/95 W 4-1 \*  
3/14/95 W 3-0 \*  
4/4/95 W 8-4  
4/4/95 W 9-1  
4/2/96 W 3-0 \*  
4/2/96 W 5-2 \*  
4/18/96 W 9-0  
4/18/96 W 13-0  
4/19/97 W 7-1  
4/19/97 W 3-1  
5/3/97 W 2-1 #  
4/1/98 W 9-1  
4/1/98 W 6-5  
4/21/98 W 2-1 \*  
4/21/98 W 9-1 \*  
5/2/98 W 8-2 \*  
3/30/99 W 4-0  
3/30/99 W 3-0  
3/28/00 W 4-3  
4/22/00 W 8-0 \*  
4/22/00 W 1-0 \*  
3/28/01 W 8-0 \*  
3/28/01 W 11-4 \*  
5/1/01 L 0-1  
4/6/02 W 3-2 \*  
4/6/02 W 4-1 \*  
4/7/02 L 5-6 \*  
5/3/02 W 5-3 #  
4/5/03 W 5-0  
4/5/03 L 1-2  
5/8/03 W 5-4 #  
4/7/04 L 2-5 \*  
4/7/04 W 8-0 \*  
5/7/05 W 5-1 \*  
5/7/05 W 4-0 \*  
5/8/05 L 2-4 \*  
3/18/06 W 4-1 (9)  
3/18/06 W 4-2  
3/19/06 W 5-2  
4/14/07 L 0-9 \*  
4/15/07 L 6-7 \*  
4/15/07 W 9-1 \*  
3/20/08 W 12-0  
3/20/08 W 9-4  
3/29/08 L 4-5

4/18/09 W 4-1 \*  
4/18/09 W 6-5 (9) \*  
4/19/09 W 7-5 \*  
4/2/10 L 3-4 (8)  
4/2/10 W 12-5  
4/3/10 L 2-11  
2/26/11 W 6-3 #  
4/2/11 W 8-5 \*  
4/2/11 W 9-1 \*  
4/3/11 L 1-2 \*  
4/14/12 W 5-4 (8)  
4/14/12 W 7-3  
4/15/12 W 6-2  
4/28/13 L 0-6  
4/28/13 L 5-6  
4/29/13 L 1-4  
3/29/14 L 1-4 \*  
3/29/14 W 13-4 \*  
3/30/14 L 2-6 \*  
5/2/15 W 8-1  
5/2/15 W 6-5  
5/3/15 W 11-10  
4/29/16 L 3-7 \*  
4/29/16 W 15-6 \*  
4/30/16 W 7-4 \*  
4/8/17 W 3-0 \*  
4/8/17 W 4-0 \*  
4/6/18 L 2-5  
4/6/18 W 11-2  
4/12/19 L 2-5 \*  
4/12/19 W 9-0 (5) \*  
3/5/21 W 6-5 \*  
3/6/21 L 3-4 \*  
3/6/21 W 8-0 \*

### Ball State (2-3)

Away: 2-0 Neutral: 0-3  
3/30/84 W 3-0  
3/31/84 W 9-0  
3/28/93 L 1-2 #  
2/23/14 L 2-11 #  
2/26/16 L 3-6 #

### Barry (1-0)

Neutral: 1-0  
5/13/89 W 2-1 #

### Belleville JC (2-0)

Away: 2-0  
1982 W 11-3  
1982 W 19-5

### Belmont (18-13)

Home: 7-5 Away: 7-7  
Neutral: 4-1  
3/5/04 W 4-2 #  
3/7/04 L 3-6 #  
3/9/04 L 1-4  
3/9/04 W 6-1  
3/23/05 W 7-5 \*  
3/23/05 L 4-5 \*  
3/9/07 W 9-0 \*  
3/10/07 L 0-4 \*  
3/13/08 W 10-8  
3/13/08 L 0-1  
3/17/11 L 0-3  
3/17/11 L 5-6  
5/2/12 W 14-13 \*  
5/2/12 W 5-3 \*  
3/23/13 W 3-1  
3/23/13 L 11-12  
4/5/14 L 0-6 \*  
4/5/14 L 5-14 \*  
4/4/15 W 4-2  
4/4/15 W 4-3  
3/25/16 W 3-0 \*  
3/25/16 L 1-2 \*  
4/30/17 W 5-1  
5/1/17 L 5-6  
4/29/18 W 3-2 \*  
4/29/18 W 4-1 \*  
3/24/19 W 3-2  
3/24/19 L 0-7  
3/20/21 W 8-2  
3/20/21 W 6-0  
3/20/21 W 8-4

### Benedictine (1-0)

1981 W 9-1

### Bethune-Cookman (1-1)

Neutral: 1-1  
3/7/08 W 4-0 #  
3/9/08 L 2-5 #

### Birmingham Southern (0-1)

Neutral: 1-1  
3/16/02 L 1-7 #





# 2022 SOUTHEAST MISSOURI SOFTBALL GUIDE

## SERIES RESULTS



### Bloomsburg (0-3)

Away: 0-3

3/6/88	L	1-2
3/7/88	L	3-6
3/10/90	L	1-5

### Boston College (0-1)

Neutral: 0-1

3/13/92	L	4-8 #
---------	---	-------

### Bowling Green (0-2)

Neutral: 0-2

3/7/13	L	1-4 #
3/9/13	L	1-4 #

### Bradley (4-3)

Home: 2-1 Neutral: 2-2

4/12/80	W	5-2 #
4/9/82	L	3-4 #
3/27/92	L	1-2 (8) #
2/28/98	W	9-1 #
3/5/00	W	5-2 *
3/14/04	W	8-6 (8) *
3/10/07	L	2-3 *

### Bryant (2-0)

Neutral: 2-0

3/6/20	W	8-0 #
3/7/20	W	8-0 #

### Buffalo (1-0)

Neutral: 1-0

2/19/17	W	7-6 #
---------	---	-------

### California (0-2)

Neutral: 0-2

3/14/97	L	0-1 #
3/23/01	L	4-5 #

### California (Pa.) (0-1)

Neutral: 0-1

3/16/91	L	2-4 #
---------	---	-------

### Campbell (1-0)

Neutral: 1-0

3/10/94	W	2-1 #
---------	---	-------

### Centenary (1-1)

Neutral: 1-1

2/14/09	W	5-4 #
2/15/09	L	2-10 #

### Central Arkansas (3-2)

Away: 1-0 Neutral: 2-2

2/25/07	W	11-1 #
2/15/08	W	5-3 #
2/13/09	L	0-8 #
2/14/16	L	4-5 #
3/1/19	W	11-7

### Central Iowa (1-0)

Away: 1-0

1982	W	4-2
------	---	-----

### Central Methodist (1-0)

Away: 1-0

1982	W	3-0
------	---	-----

### Central Michigan (1-2)

Away: 1-2

1981	W	1-0
1982	L	0-6
1982	L	0-8

### Central Missouri (13-8)

Home: 1-1 Away: 4-0

Neutral: 8-7

5/8/81	L	3-4 #
4/23/82	W	4-2
4/24/82	W	3-0
4/29/83	L	2-5 #
4/7/84	W	1-0 *
4/12/85	W	6-0 #
4/27/85	W	2-0 #
4/11/86	W	5-4
4/26/86	W	2-0 #
4/12/87	W	9-6 #
4/24/87	L	3-5 #
4/25/87	W	12-1 #
4/25/87	L	0-3 #
5/8/87	W	4-2
3/26/88	L	2-6 #
4/9/88	W	3-0 #
3/25/89	L	0-4 #
4/15/89	L	3-5 (11) *
4/27/91	L	2-7 #
4/27/91	W	3-2 #
5/11/91	W	3-1 #

### Central Oklahoma (1-2)

Away: 1-2

1982	L	1-7
1982	L	0-5
3/25/84	W	4-0

### Chapman (0-1)

Neutral: 0-1

3/13/91	L	0-1 #
---------	---	-------

### Charleston Southern (1-0)

Neutral: 1-0

3/7/92	W	5-3 #
--------	---	-------

### Charlotte (0-1)

Neutral: 0-1

4/16/94	L	1-2 #
---------	---	-------

### Chattanooga (1-2)

Away: 0-1 Neutral: 1-1

4/20/96	L	1-3 #
2/24/18	L	5-8
5/18/19	W	2-1 # \$

### Cleveland State (1-1)

Neutral: 1-1

3/18/04	L	0-3 #
3/13/05	W	4-1 #

### Colgate (2-1)

Neutral: 2-1

3/15/98	W	3-1 #
3/19/04	L	1-4 #
3/13/05	W	4-3 #

### College of Charleston (1-1)

Away: 1-1

3/19/02	L	1-3
3/19/02	W	6-2

### Colorado State (0-1)

Neutral: 0-1

3/18/04	L	1-7 #
---------	---	-------

### Columbia (0-1)

Neutral: 0-1

3/14/05	L	4-5 #
---------	---	-------

### Coppin State (1-0)

Neutral: 1-0

3/2/19	W	11-5 #
--------	---	--------

### Cornell (0-1)

Neutral: 0-1

3/20/04	L	1-4 #
---------	---	-------

### Creighton (3-7)

Home: 0-1 Away: 1-2

Neutral: 2-4		
3/5/95	L	3-4 #
3/10/95	L	1-7 #
3/15/96	W	7-4 #
3/13/97	W	5-4 (8) #
3/15/97	L	2-5 #
3/16/97	L	0-1 #
3/5/00	L	0-1 *
3/9/18	L	3-6
3/10/18	W	7-4
3/10/18	L	5-7

### Culver-Stockton (0-1)

Away: 0-1

1982	L	7-8
------	---	-----

### DePaul (0-4)

Home: 0-2 Away: 0-2

5/8/97	L	1-9 !
5/8/97	L	3-5 !
5/7/98	L	5-7 * !
5/7/98	L	2-6 * !

### Detroit Mercy (4-1)

Away: 0-1 Neutral: 4-0

3/10/89	L	0-2
3/6/94	W	7-2 #
3/8/95	W	3-0 #
2/22/13	W	10-7 #
3/17/19	W	9-0 (6) #

### Drake (0-5)

Home: 0-1 Neutral: 0-4

3/8/03	L	1-5 *
--------	---	-------

2/11/18	L	0-1 #
2/10/19	L	1-6 #
2/22/19	L	2-6 #
2/23/19	L	5-7 #

### East Carolina (1-2)

Neutral: 1-2

4/15/94	L	0-3 #
3/15/98	L	0-2 #
5/21/99	W	2-1 # \$

### Eastern Illinois (45-39)

Home: 28-15 Away: 13-19

Neutral: 4-5		
4/26/83	W	2-0
3/24/95	W	3-2 *
3/8/97	L	2-3
3/8/97	L	2-5
4/26/97	L	0-2 *
4/26/97	W	3-2 (8) *
5/4/97	L	1-5 # +
5/4/97	W	12-2 # +
4/8/98	W	10-2 *
4/8/98	W	4-2 *
4/24/98	L	0-4
4/24/98	W	6-0
5/4/98	W	3-2 (8) +
5/4/98	L	1-2 +
5/4/98	W	13-4 +
3/26/99	W	2-0 #
4/1/99	W	5-2 *
4/1/99	W	3-2 *
4/21/99	L	0-1
4/21/99	W	1-0 (8)
5/2/99	W	7-1 # +
4/18/00	W	6-1 *
4/18/00	L	1-5 (9) *
5/4/00	W	3-0
5/11/00	W	3-2 (8) # +
2001	L	1-3
2001	W	3-0
2001	W	7-3 *
2001	L	0-1 # +
4/9/02	L	0-6 *
3/9/02	L	4-5 *
4/18/02	W	4-0
4/9/03	W	7-6
4/9/03	L	0-1
4/23/03	W	6-5 *
5/9/03	W	4-2 # +
4/1/04	W	3-2 *
4/1/04	L	1-4 *
5/5/04	W	2-1
4/20/05	L	6-7







# 2022 SOUTHEAST MISSOURI SOFTBALL GUIDE

## SERIES RESULTS



<b>Furman</b> <b>(1-0)</b> Neutral: 1-0 4/14/95 W 6-1 #	4/4/87 W 2-0 # 4/18/87 W 4-0 # 3/5/89 L 3-5 # 3/10/89 W 7-4 # 4/1/89 W 7-2 # 3/7/90 W 4-2 #		<b>Illinois State</b> <b>(1-4)</b> Home: 0-2 Neutral: 1-2 3/14/97 L 0-3 # 3/15/97 W 4-0 # 3/7/97 L 7-9 # 3/11/07 L 0-7 * 3/11/10 L 1-12 *	<b>Iowa State</b> <b>(3-3)</b> Home: 1-0 Neutral: 2-2 4/3/81 L 0-2 # 3/8/92 W 6-5 # 3/7/93 W 6-5 # 3/5/00 L 1-5 # 3/13/04 W 8-4 * 2/17/08 L 1-8 #	4/6/07 L 3-6 4/7/07 L 3-11 5/3/08 L 3-6 * 5/3/08 L 0-7 * 5/4/08 L 4-8 * 4/4/09 L 0-9 4/4/09 L 1-12 4/5/09 L 1-11 3/26/11 L 5-8 3/26/11 W 7-6 3/27/11 L 8-13 5/13/11 L 0-4 # + 5/14/11 W 3-2 # + 5/15/11 L 5-9 # + 4/6/12 L 8-9 * 4/6/12 W 3-1 * 4/7/12 L 1-2 * 4/6/13 L 2-4 4/6/13 L 5-13 4/18/14 L 0-9 * 4/18/14 L 0-9 * 3/23/15 L 4-10 3/23/15 L 5-6 5/6/15 L 0-21 # + 4/9/16 L 5-6 * 4/9/16 L 2-9 *
<b>Gardner-Webb</b> <b>(1-0)</b> Neutral: 1-0 3/16/02 W 8-1 #	<b>Grandview</b> <b>(1-0)</b> 1981 W 5-2		<b>Indiana</b> <b>(1-1)</b> Away: 0-1 Neutral: 1-0 3/2/97 L 4-7 3/9/01 W 8-0 #	<b>IUPUI</b> <b>(9-3)</b> Home: 4-0 Neutral: 5-3 3/13/87 W 3-1 # 3/13/87 W 5-0 # 3/6/90 L 0-1 # 3/11/06 W 18-7 * 3/11/07 W 9-0 * 3/16/10 W 15-7 * 3/16/10 W 5-4 (8) * 2/10/12 L 0-5 # 3/9/13 W 3-1 # 3/10/13 L 1-5 # 2/24/18 W 7-0 # 2/23/19 W 5-3 #	5/15/11 L 5-9 # + 4/6/12 L 8-9 * 4/6/12 W 3-1 * 4/7/12 L 1-2 * 4/6/13 L 2-4 4/6/13 L 5-13 4/18/14 L 0-9 * 4/18/14 L 0-9 * 3/23/15 L 4-10 3/23/15 L 5-6 5/6/15 L 0-21 # + 4/9/16 L 5-6 * 4/9/16 L 2-9 *
<b>George Mason</b> <b>(3-0)</b> Neutral: 3-0 4/16/94 W 5-0 # 4/15/95 W 3-0 # 3/16/05 W 5-0 #	<b>Green Bay</b> <b>(3-1)</b> Neutral: 3-1 3/11/93 L 2-6 # 3/12/96 W 6-0 # 3/14/96 W 2-0 # 3/16/98 W 6-2 #		<b>Indiana (Pa.)</b> <b>(1-0)</b> Neutral: 1-0 3/11/91 W 3-0 #	<b>Indiana State</b> <b>(16-6)</b> Home: 7-3 Away: 5-3 Neutral: 4-0 4/23/83 W 2-1 4/23/83 W 3-2 3/15/99 W 1-0 # 3/15/99 W 12-4 # 3/11/02 W 6-2 * 3/14/04 L 1-3 * 2/20/10 W 6-3 # 3/17/10 W 5-3 3/17/10 L 2-4 2/12/11 W 6-2 # 4/6/11 W 10-8 * 4/6/11 W 4-2 * 3/14/12 W 4-0 3/14/12 W 9-6 3/13/13 W 5-4 * 3/13/13 W 9-4 * 3/19/14 L 2-3 3/19/14 L 0-2 3/18/15 L 4-9 * 3/18/15 L 5-9 (8) * 3/13/18 W 5-1 * 3/13/18 W 4-1 *	5/15/11 L 5-9 # + 4/6/12 L 8-9 * 4/6/12 W 3-1 * 4/7/12 L 1-2 * 4/6/13 L 2-4 4/6/13 L 5-13 4/18/14 L 0-9 * 4/18/14 L 0-9 * 3/23/15 L 4-10 3/23/15 L 5-6 5/6/15 L 0-21 # + 4/9/16 L 5-6 * 4/9/16 L 2-9 *
<b>George Washington</b> <b>(1-0)</b> Neutral: 1-0 3/15/05 W 1-0 #	<b>Greenville</b> <b>(0-1)</b> Away: 0-1 4/4/86 L 0-4		<b>Indiana State</b> <b>(16-6)</b> Home: 7-3 Away: 5-3 Neutral: 4-0 4/23/83 W 2-1 4/23/83 W 3-2 3/15/99 W 1-0 # 3/15/99 W 12-4 # 3/11/02 W 6-2 * 3/14/04 L 1-3 * 2/20/10 W 6-3 # 3/17/10 W 5-3 3/17/10 L 2-4 2/12/11 W 6-2 # 4/6/11 W 10-8 * 4/6/11 W 4-2 * 3/14/12 W 4-0 3/14/12 W 9-6 3/13/13 W 5-4 * 3/13/13 W 9-4 * 3/19/14 L 2-3 3/19/14 L 0-2 3/18/15 L 4-9 * 3/18/15 L 5-9 (8) * 3/13/18 W 5-1 * 3/13/18 W 4-1 *	<b>Jackson State</b> <b>(7-2)</b> Away: 7-2 2/14/08 W 8-0 2/14/08 W 12-3 2/12/09 W 11-0 2/11/10 W 11-3 2/9/12 L 1-11 2/7/13 L 0-1 3/15/16 W 9-8 3/15/16 W 11-1 2/12/17 W 13-2	5/15/11 L 5-9 # + 4/6/12 L 8-9 * 4/6/12 W 3-1 * 4/7/12 L 1-2 * 4/6/13 L 2-4 4/6/13 L 5-13 4/18/14 L 0-9 * 4/18/14 L 0-9 * 3/23/15 L 4-10 3/23/15 L 5-6 5/6/15 L 0-21 # + 4/9/16 L 5-6 * 4/9/16 L 2-9 *
<b>Georgia College</b> <b>(2-0)</b> Away: 2-0 3/3/90 W 9-0 3/3/90 W 7-2	<b>Hawai 'i</b> <b>(0-1)</b> Away: 0-1 3/15/97 L 6-9		<b>Indiana State</b> <b>(16-6)</b> Home: 7-3 Away: 5-3 Neutral: 4-0 4/23/83 W 2-1 4/23/83 W 3-2 3/15/99 W 1-0 # 3/15/99 W 12-4 # 3/11/02 W 6-2 * 3/14/04 L 1-3 * 2/20/10 W 6-3 # 3/17/10 W 5-3 3/17/10 L 2-4 2/12/11 W 6-2 # 4/6/11 W 10-8 * 4/6/11 W 4-2 * 3/14/12 W 4-0 3/14/12 W 9-6 3/13/13 W 5-4 * 3/13/13 W 9-4 * 3/19/14 L 2-3 3/19/14 L 0-2 3/18/15 L 4-9 * 3/18/15 L 5-9 (8) * 3/13/18 W 5-1 * 3/13/18 W 4-1 *	<b>Jackson State</b> <b>(7-2)</b> Away: 7-2 2/14/08 W 8-0 2/14/08 W 12-3 2/12/09 W 11-0 2/11/10 W 11-3 2/9/12 L 1-11 2/7/13 L 0-1 3/15/16 W 9-8 3/15/16 W 11-1 2/12/17 W 13-2	5/15/11 L 5-9 # + 4/6/12 L 8-9 * 4/6/12 W 3-1 * 4/7/12 L 1-2 * 4/6/13 L 2-4 4/6/13 L 5-13 4/18/14 L 0-9 * 4/18/14 L 0-9 * 3/23/15 L 4-10 3/23/15 L 5-6 5/6/15 L 0-21 # + 4/9/16 L 5-6 * 4/9/16 L 2-9 *
<b>Georgia State</b> <b>(1-0)</b> Away: 1-0 3/3/92 W 1-0	<b>Harvard</b> <b>(1-1)</b> Neutral: 1-1 3/7/99 W 5-1 # 3/24/00 L 3-4 (9) #		<b>Indiana State</b> <b>(16-6)</b> Home: 7-3 Away: 5-3 Neutral: 4-0 4/23/83 W 2-1 4/23/83 W 3-2 3/15/99 W 1-0 # 3/15/99 W 12-4 # 3/11/02 W 6-2 * 3/14/04 L 1-3 * 2/20/10 W 6-3 # 3/17/10 W 5-3 3/17/10 L 2-4 2/12/11 W 6-2 # 4/6/11 W 10-8 * 4/6/11 W 4-2 * 3/14/12 W 4-0 3/14/12 W 9-6 3/13/13 W 5-4 * 3/13/13 W 9-4 * 3/19/14 L 2-3 3/19/14 L 0-2 3/18/15 L 4-9 * 3/18/15 L 5-9 (8) * 3/13/18 W 5-1 * 3/13/18 W 4-1 *	<b>Jackson State</b> <b>(7-2)</b> Away: 7-2 2/14/08 W 8-0 2/14/08 W 12-3 2/12/09 W 11-0 2/11/10 W 11-3 2/9/12 L 1-11 2/7/13 L 0-1 3/15/16 W 9-8 3/15/16 W 11-1 2/12/17 W 13-2	5/15/11 L 5-9 # + 4/6/12 L 8-9 * 4/6/12 W 3-1 * 4/7/12 L 1-2 * 4/6/13 L 2-4 4/6/13 L 5-13 4/18/14 L 0-9 * 4/18/14 L 0-9 * 3/23/15 L 4-10 3/23/15 L 5-6 5/6/15 L 0-21 # + 4/9/16 L 5-6 * 4/9/16 L 2-9 *
<b>Georgia Tech</b> <b>(2-1)</b> Home: 0-1 Away: 1-0 Neutral: 1-0 4/14/95 W 2-1 # 3/20/13 L 4-9 * 3/14/17 W 6-1	<b>Houston Baptist</b> <b>(2-1)</b> Neutral: 2-1 2/14/14 W 9-7 # 2/15/14 L 3-6 # 2/13/16 W 10-7 #		<b>Indiana State</b> <b>(16-6)</b> Home: 7-3 Away: 5-3 Neutral: 4-0 4/23/83 W 2-1 4/23/83 W 3-2 3/15/99 W 1-0 # 3/15/99 W 12-4 # 3/11/02 W 6-2 * 3/14/04 L 1-3 * 2/20/10 W 6-3 # 3/17/10 W 5-3 3/17/10 L 2-4 2/12/11 W 6-2 # 4/6/11 W 10-8 * 4/6/11 W 4-2 * 3/14/12 W 4-0 3/14/12 W 9-6 3/13/13 W 5-4 * 3/13/13 W 9-4 * 3/19/14 L 2-3 3/19/14 L 0-2 3/18/15 L 4-9 * 3/18/15 L 5-9 (8) * 3/13/18 W 5-1 * 3/13/18 W 4-1 *	<b>Jackson State</b> <b>(7-2)</b> Away: 7-2 2/14/08 W 8-0 2/14/08 W 12-3 2/12/09 W 11-0 2/11/10 W 11-3 2/9/12 L 1-11 2/7/13 L 0-1 3/15/16 W 9-8 3/15/16 W 11-1 2/12/17 W 13-2	5/15/11 L 5-9 # + 4/6/12 L 8-9 * 4/6/12 W 3-1 * 4/7/12 L 1-2 * 4/6/13 L 2-4 4/6/13 L 5-13 4/18/14 L 0-9 * 4/18/14 L 0-9 * 3/23/15 L 4-10 3/23/15 L 5-6 5/6/15 L 0-21 # + 4/9/16 L 5-6 * 4/9/16 L 2-9 *
<b>Grambling State</b> <b>(8-0)</b> Neutral: 8-0 2/10/12 W 15-8 # 2/11/12 W 21-3 # 2/8/13 W 6-3 # 2/15/14 W 9-1 # 2/16/14 W 2-0 # 2/14/15 W 11-7 # 2/15/15 W 10-8 # 2/22/20 W 4-1 #	<b>Howard</b> <b>(1-0)</b> Neutral: 1-0 2/22/20 W 3-0 #		<b>Indiana State</b> <b>(16-6)</b> Home: 7-3 Away: 5-3 Neutral: 4-0 4/23/83 W 2-1 4/23/83 W 3-2 3/15/99 W 1-0 # 3/15/99 W 12-4 # 3/11/02 W 6-2 * 3/14/04 L 1-3 * 2/20/10 W 6-3 # 3/17/10 W 5-3 3/17/10 L 2-4 2/12/11 W 6-2 # 4/6/11 W 10-8 * 4/6/11 W 4-2 * 3/14/12 W 4-0 3/14/12 W 9-6 3/13/13 W 5-4 * 3/13/13 W 9-4 * 3/19/14 L 2-3 3/19/14 L 0-2 3/18/15 L 4-9 * 3/18/15 L 5-9 (8) * 3/13/18 W 5-1 * 3/13/18 W 4-1 *	<b>Jackson State</b> <b>(7-2)</b> Away: 7-2 2/14/08 W 8-0 2/14/08 W 12-3 2/12/09 W 11-0 2/11/10 W 11-3 2/9/12 L 1-11 2/7/13 L 0-1 3/15/16 W 9-8 3/15/16 W 11-1 2/12/17 W 13-2	5/15/11 L 5-9 # + 4/6/12 L 8-9 * 4/6/12 W 3-1 * 4/7/12 L 1-2 * 4/6/13 L 2-4 4/6/13 L 5-13 4/18/14 L 0-9 * 4/18/14 L 0-9 * 3/23/15 L 4-10 3/23/15 L 5-6 5/6/15 L 0-21 # + 4/9/16 L 5-6 * 4/9/16 L 2-9 *
<b>Grand Valley State</b> <b>(6-1)</b> Neutral: 6-1 4/5/86 W 4-2 #	<b>Illinois-Chicago</b> <b>(1-4)</b> Home: 0-1 Away: 1-0 Neutral: 0-3 3/31/84 W 6-0 3/9/92 L 2-3 # 3/10/93 L 0-3 # 3/6/94 L 0-7 # 3/3/01 L 0-6 *		<b>Iona</b> <b>(0-1)</b> Neutral: 0-1 3/17/04 L 2-4 #	<b>Jacksonville State</b> <b>(11-42)</b> Home: 2-16 Away: 4-20 Neutral: 5-6 3/15/02 L 1-3 # 4/17/04 L 5-6 * 4/17/04 L 3-6 * 4/18/04 L 5-9 * 5/14/04 L 4-5 # + 4/27/05 L 2-7 4/27/05 L 0-5 4/28/05 L 0-4 5/14/05 L 4-6 + 5/6/06 L 3-5 * 5/6/06 L 2-3 * 5/7/06 L 3-10 * 4/6/07 L 4-9	5/15/11 L 5-9 # + 4/6/12 L 8-9 * 4/6/12 W 3-1 * 4/7/12 L 1-2 * 4/6/13 L 2-4 4/6/13 L 5-13 4/18/14 L 0-9 * 4/18/14 L 0-9 * 3/23/15 L 4-10 3/23/15 L 5-6 5/6/15 L 0-21 # + 4/9/16 L 5-6 * 4/9/16 L 2-9 *
			<b>Iowa</b> <b>(1-0)</b> 1981 W 7-2	<b>Jacksonville State</b> <b>(11-42)</b> Home: 2-16 Away: 4-20 Neutral: 5-6 3/15/02 L 1-3 # 4/17/04 L 5-6 * 4/17/04 L 3-6 * 4/18/04 L 5-9 * 5/14/04 L 4-5 # + 4/27/05 L 2-7 4/27/05 L 0-5 4/28/05 L 0-4 5/14/05 L 4-6 + 5/6/06 L 3-5 * 5/6/06 L 2-3 * 5/7/06 L 3-10 * 4/6/07 L 4-9	5/15/11 L 5-9 # + 4/6/12 L 8-9 * 4/6/12 W 3-1 * 4/7/12 L 1-2 * 4/6/13 L 2-4 4/6/13 L 5-13 4/18/14 L 0-9 * 4/18/14 L 0-9 * 3/23/15 L 4-10 3/23/15 L 5-6 5/6/15 L 0-21 # + 4/9/16 L 5-6 * 4/9/16 L 2-9 *
				<b>Jacksonville State</b> <b>(11-42)</b> Home: 2-16 Away: 4-20 Neutral: 5-6 3/15/02 L 1-3 # 4/17/04 L 5-6 * 4/17/04 L 3-6 * 4/18/04 L 5-9 * 5/14/04 L 4-5 # + 4/27/05 L 2-7 4/27/05 L 0-5 4/28/05 L 0-4 5/14/05 L 4-6 + 5/6/06 L 3-5 * 5/6/06 L 2-3 * 5/7/06 L 3-10 * 4/6/07 L 4-9	5/15/11 L 5-9 # + 4/6/12 L 8-9 * 4/6/12 W 3-1 * 4/7/12 L 1-2 * 4/6/13 L 2-4 4/6/13 L 5-13 4/18/14 L 0-9 * 4/18/14 L 0-9 * 3/23/15 L 4-10 3/23/15 L 5-6 5/6/15 L 0-21 # + 4/9/16 L 5-6 * 4/9/16 L 2-9 *
				<b>Jacksonville State</b> <b>(11-42)</b> Home: 2-16 Away: 4-20 Neutral: 5-6 3/15/02 L 1-3 # 4/17/04 L 5-6 * 4/17/04 L 3-6 * 4/18/04 L 5-9 * 5/14/04 L 4-5 # + 4/27/05 L 2-7 4/27/05 L 0-5 4/28/05 L 0-4 5/14/05 L 4-6 + 5/6/06 L 3-5 * 5/6/06 L 2-3 * 5/7/06 L 3-10 * 4/6/07 L 4-9	5/15/11 L 5-9 # + 4/6/12 L 8-9 * 4/6/12 W 3-1 * 4/7/12 L 1-2 * 4/6/13 L 2-4 4/6/13 L 5-13 4/18/14 L 0-9 * 4/18/14 L 0-9 * 3/23/15 L 4-10 3/23/15 L 5-6 5/6/15 L 0-21 # + 4/9/16 L 5-6 * 4/9/16 L 2-9 *
				<b>Jacksonville State</b> <b>(11-42)</b> Home: 2-16 Away: 4-20 Neutral: 5-6 3/15/02 L 1-3 # 4/17/04 L 5-6 * 4/17/04 L 3-6 * 4/18/04 L 5-9 * 5/14/04 L 4-5 # + 4/27/05 L 2-7 4/27/05 L 0-5 4/28/05 L 0-4 5/14/05 L 4-6 + 5/6/06 L 3-5 * 5/6/06 L 2-3 * 5/7/06 L 3-10 * 4/6/07 L 4-9	5/15/11 L 5-9 # + 4/6/12 L 8-9 * 4/6/12 W 3-1 * 4/7/12 L 1-2 * 4/6/13 L 2-4 4/6/13 L 5-13 4/18/14 L 0-9 * 4/18/14 L 0-9 * 3/23/15 L 4-10 3/23/15 L 5-6 5/6/15 L 0-21 # + 4/9/16 L 5-6 * 4/9/16 L 2-9 *
				<b>Jacksonville State</b> <b>(11-42)</b> Home: 2-16 Away: 4-20 Neutral: 5-6 3/15/02 L 1-3 # 4/17/04 L 5-6 * 4/17/04 L 3-6 * 4/18/04 L 5-9 * 5/14/04 L 4-5 # + 4/27/05 L 2-7 4/27/05 L 0-5 4/28/05 L 0-4 5/14/05 L 4-6 + 5/6/06 L 3-5 * 5/6/06 L 2-3 * 5/7/06 L 3-10 * 4/6/07 L 4-9	5/15/11 L 5-9 # + 4/6/12 L 8-9 * 4/6/12 W 3-1 * 4/7/12 L 1-2 * 4/6/13 L 2-4 4/6/13 L 5-13 4/18/14 L 0-9 * 4/18/14 L 0-9 * 3/23/15 L 4-10 3/23/15 L 5-6 5/6/15 L 0-21 # + 4/9/16 L 5-6 * 4/9/16 L 2-9 *
				<b>Jacksonville State</b> <b>(11-42)</b> Home: 2-16 Away: 4-20 Neutral: 5-6 3/15/02 L 1-3 # 4/17/04 L 5-6 * 4/17/04 L 3-6 * 4/18/04 L 5-9 * 5/14/04 L 4-5 # + 4/27/05 L 2-7 4/27/05 L 0-5 4/28/05 L 0-4 5/14/05 L 4-6 + 5/6/06 L 3-5 * 5/6/06 L 2-3 * 5/7/06 L 3-10 * 4/6/07 L 4-9	5/15/11 L 5-9 # + 4/6/12 L 8-9 * 4/6/12 W 3-1 * 4/7/12 L 1-2 * 4/6/13 L 2-4 4/6/13 L 5-13 4/18/14 L 0-9 * 4/18/14 L 0-9 * 3/23/15 L 4-10 3/23/15 L 5-6 5/6/15 L 0-21 # + 4/9/16 L 5-6 * 4/9/16 L 2-9 *
				<b>Jacksonville State</b> <b>(11-42)</b> Home: 2-16 Away: 4-20 Neutral: 5-6 3/15/02 L 1-3 # 4/17/04 L 5-6 * 4/17/04 L 3-6 * 4/18/04 L 5-9 * 5/14/04 L 4-5 # + 4/27/05 L 2-7 4/27/05 L 0-5 4/28/05 L 0-4 5/14/05 L 4-6 + 5/6/06 L 3-5 * 5/6/06 L 2-3 * 5/7/06 L 3-10 * 4/6/07 L 4-9	5/15/11 L 5-9 # + 4/6/12 L 8-9 * 4/6/12 W 3-1 * 4/7/12 L 1-2 * 4/6/13 L 2-4 4/6/13 L 5-13 4/18/14 L 0-9 * 4/18/14 L 0-9 * 3/23/15 L 4-10 3/23/15 L 5-6 5/6/15 L 0-21 # + 4/9/16 L 5-6 * 4/9/16 L 2-9 *
				<b>Jacksonville State</b> <b>(11-42)</b> Home: 2-16 Away: 4-20 Neutral: 5-6 3/15/02 L 1-3 # 4/17/04 L 5-6 * 4/17/04 L 3-6 * 4/18/04 L 5-9 * 5/14/04 L 4-5 # + 4/27/05 L 2-7 4/27/05 L 0-5 4/28/05 L 0-4 5/14/05 L 4-6 + 5/6/06 L 3-5 * 5/6/06 L 2-3 * 5/7/06 L 3-10 * 4/6/07 L 4-9	5/15/11 L 5-9 # + 4/6/12 L 8-9 * 4/6/12 W 3-1 * 4/7/12 L 1-2 * 4/6/13 L 2-4 4/6/13 L 5-13 4/18/14 L 0-9 * 4/18/14 L 0-9 * 3/23/15 L 4-10 3/23/15 L 5-6 5/6/15 L 0-21 # + 4/9/16 L 5-6 * 4/9/16 L 2-9 *
				<b>Jacksonville State</b> <b>(11-42)</b> Home: 2-16 Away: 4-20 Neutral: 5-6 3/15/02 L 1-3 # 4/17/04 L 5-6 * 4/17/04 L 3-6 * 4/18/04 L 5-9 * 5/14/04 L 4-5 # + 4/27/05 L 2-7 4/27/05 L 0-5 4/28/05 L 0-4 5/14/05 L 4-6 + 5/6/06 L 3-5 * 5/6/06 L 2-3 * 5/7/06 L 3-10 * 4/6/07 L 4-9	5/15/11 L 5-9 # + 4/6/12 L 8-9 * 4/6/12 W 3-1 * 4/7/12 L 1-2 * 4/6/13 L 2-4 4/6/13 L 5-13 4/18/14 L 0-9 * 4/18/14 L 0-9 * 3/23/15 L 4-10 3/23/15 L 5-6 5/6/15 L 0-21 # + 4/9/16 L 5-6 * 4/9/16 L 2-9 *
				<b>Jacksonville State</b> <b>(11-42)</b> Home: 2-16 Away: 4-20 Neutral: 5-6 3/15/02 L 1-3 # 4/17/04 L 5-6 * 4/17/04 L 3-6 * 4/18/04 L 5-9 * 5/14/04 L 4-5 # + 4/27/05 L 2-7 4/27/05 L 0-5 4/28/05 L 0-4 5/14/05 L 4-6 + 5/6/06 L 3-5 * 5/6/06 L 2-3 * 5/7/06 L 3-10 * 4/6/07 L 4-9	5/15/11 L 5-9 # + 4/6/12 L 8-9 * 4/6/12 W 3-1 * 4/7/12 L 1-2 * 4/6/13 L 2-4 4/6/13 L 5-13 4/18/14 L 0-9 * 4/18/14 L 0-9 * 3/23/15 L 4-10 3/23/15 L 5-6 5/6/15 L 0-21 # + 4/9/16 L 5-6 * 4/9/16 L 2-9 *
				<b>Jacksonville State</b> <b>(11-42)</b> Home: 2-16 Away: 4-20 Neutral: 5-6 3/15/02 L 1-3 # 4/17/04 L 5-6 * 4/17/04 L 3-6 * 4/18/04 L 5-9 * 5/14/04 L 4-5 # + 4/27/05 L 2-7 4/27/05 L 0-5 4/28/05 L 0-4 5/14/05 L 4-6 + 5/6/06 L 3-5 * 5/6/06 L	



# 2022 SOUTHEAST MISSOURI SOFTBALL GUIDE

## SERIES RESULTS



### Kansas City (formerly UMKC)

(10-6)

Home: 2-2 Neutral: 8-4

3/5/05	W	5-2 *
3/4/06	W	4-0 #
3/4/07	L	0-6 #
3/6/09	W	10-3 #
2/13/10	W	6-4 #
3/5/10	L	1-7 #
3/4/12	L	2-5 #
3/6/16	L	0-9 #
3/4/17	W	4-2 #
3/17/17	W	10-0 #
2/10/18	W	13-3 #
3/8/19	W	8-2 #
3/9/19	W	8-2 #
2/29/20	W	3-0 *
3/1/20	L	12-13 *
3/1/20	L	1-2 *

### Kennesaw State

(0-2)

Away: 0-1 Neutral: 0-1

3/15/17	L	3-4
2/14/20	L	4-6 #

### Kent State

(0-1)

Neutral: 0-1

3/11/01	L	0-2 #
---------	---	-------

### Kentucky

(2-2)

Away: 1-2 Neutral: 1-0

2/28/98	W	9-6 #
3/10/01	W	1-0
3/3/18	L	2-4
3/4/18	L	2-11

### Kentucky Wesleyan

(4-0)

Home: 2-0 Away: 2-0

4/15/84	W	7-0 *
3/23/85	W	3-0
3/23/85	W	1-0
4/19/85	W	12-6 *

### Lake Superior

(3-0)

Neutral: 3-0

3/29/85	W	5-1 #
3/6/90	W	3-2 #
3/8/90	W	5-3 #

### Lamar State

(1-1)

Neutral: 1-1

3/12/85	L	2-3 #
3/12/85	W	6-0 #

### LaSalle

(1-0)

Neutral: 1-0

3/18/93	W	13-4 #
---------	---	--------

### Lewis College

(5-2)

Home: 1-0 Neutral: 4-2

3/27/86	W	4-1 *
3/9/87	W	4-0 #
3/11/87	W	5-1 #
3/9/88	W	3-0 #
3/5/89	L	1-2 #
3/8/89	L	0-1 #
3/4/90	W	7-0 #

### Liberty

(1-0)

Neutral: 1-0

3/20/98	W	8-0 #
---------	---	-------

### Lincoln (Mo.)

(11-1)

Home: 3-0 Away: 4-1

Neutral: 4-0		
1982	W	2-1
1982	W	4-1
4/23/83	W	6-3
4/8/84	W	17-1 *
4/13/85	W	8-0 #
3/29/86	W	18-0
4/10/87	W	4-0 *
4/20/87	L	1-2
4/10/88	W	5-2 #
4/22/88	W	9-0 #
4/7/89	W	3-0 #
4/17/89	W	6-2 *

### Lipscomb

(2-5)

Home: 1-3 Away: 1-1

Neutral: 0-1		
3/4/03	W	6-0
3/4/03	L	5-6
3/9/03	W	17-8 *
3/8/05	L	3-7 *
3/8/05	L	4-5 *
3/11/06	L	2-3 *
2/22/14	L	0-11 #

### Lock Haven

(1-1)

Neutral: 1-1

3/8/88	W	1-0 #
3/15/91	L	4-6 #

### Longwood

(1-1)

Neutral: 1-1

3/11/08	L	1-12 #
3/11/08	W	2-0 #

### Louisiana

(0-4)

Neutral: 0-4

4/17/94	L	1-2 #
4/14/95	L	1-6 #
2/13/16	L	0-8 #
5/17/19	L	2-3 \$

### Louisiana-Monroe

(4-7)

Away: 3-7 Neutral: 1-0

2/17/08	L	1-2
2/13/09	W	4-1
2/14/09	W	4-3
2/13/10	L	6-9
2/11/11	L	3-11
2/12/11	L	1-6
2/11/12	W	8-4
2/9/13	L	1-5
2/14/14	L	4-6
2/13/15	L	3-11
3/1/19	W	8-0 (6) #

### Louisiana Tech

(1-4)

Away: 0-1 Neutral: 1-3

4/16/94	L	1-3 #
3/14/10	L	3-5 #
2/26/11	W	5-4 #
2/12/16	L	2-11 #
2/16/19	L	3-11 (5)

### Louisville

(1-1)

Neutral: 1-1

3/17/00	W	4-3 #
3/10/11	L	2-7 #

### Loyola-Chicago

(5-5)

Home: 1-3 Neutral: 4-2

3/7/93	L	2-4 #
3/11/94	W	7-0 #
3/7/95	W	9-8 #

3/10/95	L	1-6 #
---------	---	-------

3/9/00	L	1-3 *
--------	---	-------

3/9/00	W	2-0 *
--------	---	-------

3/7/02	L	2-6 *
--------	---	-------

3/7/02	L	3-8 *
--------	---	-------

2/22/14	W	13-3 #
---------	---	--------

3/9/17	W	2-0 #
--------	---	-------

### LSU

(0-1)

Neutral: 0-1

3/18/17	L	3-7 #
---------	---	-------

### Maine

(4-2)

Neutral: 4-2

3/10/92	L	0-2 #
3/10/93	W	3-2 #
3/9/94	L	1-3 #
3/8/95	W	3-1 #
3/12/96	W	9-2 #
3/10/19	W	6-2 #

### Manhattan

(1-0)

Neutral: 1-0

3/17/98	W	13-2 #
---------	---	--------

### Marshall

(1-1)

Neutral: 1-1

3/17/03	L	2-5 #
3/17/03	W	5-4 #

### McKendree

(3-1)

Away: 1-1 Neutral 2-0

1981	W	3-1 #
4/17/87	W	5-2 #
5/1/89	L	0-1
5/1/89	W	5-3

### McNeese State

(0-1)

Neutral: 0-1

2/19/10	L	2-6 #
---------	---	-------

### Memphis

(3-7)

Home: 1-1 Away: 2-5

Neutral: 0-1		
3/23/06	W	2-1
3/23/06	L	2-3
2/23/07	L	1-2
4/24/07	W	4-3 *
4/24/07	L	1-10 *

2/23/08	L	1-3
---------	---	-----

2/26/12	L	0-1
---------	---	-----

2/24/13	L	1-2 #
---------	---	-------

2/23/14	L	1-6
---------	---	-----

3/17/18	W	8-7
---------	---	-----

### Meramec-St. Louis

(1-1)

Home: 1-1

1982	L	0-4
------	---	-----

1982	W	4-1
------	---	-----

### Mercer

(1-0)

Neutral: 1-0

3/24/01	W	2-1 #
---------	---	-------

### Miami (Ohio)

(0-1)

Neutral: 0-1

2/24/12	L	2-6 #
---------	---	-------

### Middle Tennessee

(29-17)

Home: 12-8 Away: 14-6

Neutral: 3-3

4/13/93	L	1-3 *
---------	---	-------

4/13/93	W	2-1 *
---------	---	-------

3/20/94	W	3-2
---------	---	-----

3/20/94	W	6-1
---------	---	-----

4/2/94	L	1-2 *
--------	---	-------

4/2/94	L	0-2 *
--------	---	-------

4/24/94	W	3-2 # +
---------	---	---------

3/17/95	L	1-2
---------	---	-----

3/17/95	W	3-0
---------	---	-----

4/15/95	W	3-2 #
---------	---	-------

4/22/95	W	3-0 *
---------	---	-------

4/22/95	L	0-1 *
---------	---	-------

3/23/96	W	4-3
---------	---	-----

3/23/96	W	6-2
---------	---	-----

4/13/96	W	10-2 *
---------	---	--------

4/13/96	W	8-3 *
---------	---	-------

5/5/96	W	3-1 *
--------	---	-------

4/5/97	W	10-3 *
--------	---	--------

4/5/96	W	3-2 *
--------	---	-------

4/20/97	W	3-0
---------	---	-----

4/20/97	W	5-2
---------	---	-----

4/6/98	W	5-0 *
--------	---	-------

4/6/98	W	4-1 *
--------	---	-------

4/12/99	W	2-1
---------	---	-----

4/12/99	W	4-1
---------	---	-----

5/2/99	W	9-0 #
--------	---	-------

4/15/00	W	4-2
---------	---	-----

4/15/00	L	1-2
---------	---	-----

4/16/00	W	1-0
---------	---	-----

5/12/00	L	1-3
---------	---	-----





## 2022 SOUTHEAST MISSOURI SOFTBALL GUIDE

### SERIES RESULTS



5/12/00	L	1-3	2/26/06	L	0-3	Missouri Baptist	3/31/15	W	8-4	Missouri S&T	
4/14/01	L	0-4 *	2/24/13	L	4-8 #	(4-0)	3/31/15	L	0-4	(16-4)	
4/14/01	L	0-4 *	3/7/20	L	0-2	Home: 2-0 Away: 2-0	3/5/16	L	3-9	Home: 3-1 Away: 4-0	
3/8/03	L	0-6 *	3/8/20	L	0-2	4/30/85 W 10-1	3/4/17	W	2-1 #	Neutral: 9-3	
3/20/03	L	0-10 #				4/30/85 W 6-2	3/2/19	L	4-7 #	4/29/82 W 7-2 #	
3/20/03	L	0-5 #	Mississippi Valley State			4/30/14 W 10-5 *	3/14/19	W	5-2 *	4/6/84 W 11-0	
3/22/06	W	12-3	(3-0)			4/30/14 W 13-1 *				4/12/85 W 2-1 #	
3/22/06	W	11-0	Neutral: 3-0				Missouri-St. Louis			4/11/86 W 8-1 #	
3/20/07	L	2-3	2/8/13	W	3-2 #	Missouri Southern	(27-15)			4/14/86 W 6-2 #	
4/9/08	W	6-4 *	2/17/19	W	7-0 #	(4-4)	Home: 15-5 Away: 5-6			4/25/86 W 4-2 # !	
4/9/08	L	3-5 *	3/6/20	W	6-1 #	Home: 1-1 Away: 1-2	Neutral: 7-4			4/11/87 W 8-5	
4/28/11	L	3-7				Neutral: 2-1	1978	W	2-1	4/24/87 W 3-0	
4/28/11	W	3-2	Missouri			1981 W 10-0	1978	L	2-6	3/24/88 W 8-1 *	
4/11/12	W	8-2 *	(6-34)			1981 L 3-8	1978	L	1-4	3/24/88 L 3-4 *	
4/11/12	W	10-3 *	Home: 1-5 Away: 3-18			4/15/89 L 0-1 *	4/12/80	L	1-2	4/8/88 L 0-1 #	
2/17/17	L	4-8 #	Neutral: 2-11			3/30/90 W 6-0 #	4/24/81	L	1-2	3/22/89 W 3-2 *	
			4/20/89	L	0-2	4/17/90	L	3-4	1982	W 1-0 (11)	3/22/89 W 5-0 *
Mineral Area CC			4/20/89	W	4-1	3/30/91	L	0-1 #	1982	W 3-2 (9)	4/22/89 W 1-0 # !
(1-0)			4/11/92	L	1-6 #	4/16/91	W	4-0 *	1982	W 4-2	3/31/90 L 0-10 #
Home: 1-0			4/12/92	L	1-3 #	4/27/91	W	3-1 # !	4/17/83	W 2-1	4/19/90 W 2-1
1982	W	10-3	4/21/92	L	7-10 #				4/23/83	W 6-0	4/29/90 L 3-4 # !
			4/21/92	L	6-8 #	Missouri State			4/29/83	L 2-3	3/29/91 W 4-2 #
Minnesota-Duluth			5/4/93	W	8-5 #	(9-28)			4/7/84	W 5-0	4/9/91 W 1-0 #
(1-0)			1993	L	2-3 #	Home: 5-9 Away: 3-11			3/20/85	W 4-0	4/26/91 W 4-3 # !
1981	W	12-1	5/3/94	L	0-2	Neutral: 1-8			3/20/85	W 4-0	
			5/3/94	W	6-5	1981	W	2-0	4/13/85	W 2-0 #	Missouri Western
Mississippi			5/2/95	L	0-12	1981	W	8-7	4/28/85	W 18-5	(3-0)
(2-8)			5/2/95	L	1-2	1982	L	0-7	3/27/86	W 7-0	Away: 1-0 Neutral: 2-0
Home: 0-4 Away: 2-4			4/24/96	L	2-4 #	1982	L	0-10	4/11/86	W 7-0	1981 W 5-4
3/6/01	L	0-8 *	4/24/96	L	1-4 #	3/17/92	W	7-4 *	4/26/86	L 0-4 #	4/28/90 W 3-1 #
3/6/01	L	0-8 *	4/15/97	L	7-10	3/17/92	L	4-7 *	4/26/86	W 5-0 #	4/12/91 W 6-2 #
3/21/01	W	4-2	4/15/97	L	0-4	4/25/93	L	1-2	4/6/87	W 4-1	
3/21/01	L	0-8	4/16/98	L	2-8	4/25/93	L	1-8	4/11/87	W 3-1	Morehead State
3/1/02	L	3-5 *	4/17/98	W	4-0	5/2/94	L	0-3 *	4/25/87	W 5-3	(64-22)
3/1/02	L	1-4 *	4/20/00	W	5-0 #	5/2/94	L	0-2 *	4/4/88	L 1-5	Home: 33-8 Away: 26-12
3/21/07	W	7-3	4/24/01	L	3-4 *	4/29/97	L	4-8	4/9/88	W 2-0	Neutral: 5-2
3/21/07	L	2-12	4/24/01	L	1-5 *	4/29/97	L	0-1	4/16/88	L 1-5	4/24/92 W 7-5 *
2/27/11	L	2-4	4/3/02	L	2-10	3/4/00	L	2-3 #	4/16/88	W 7-3 (9)	4/10/93 W 8-0 *
5/18/19	L	0-10 (5) \$	4/3/02	L	0-12	4/26/00	W	4-3 *	4/12/89	L 1-4	4/10/93 W 6-5 *
			4/2/03	L	0-9 *	4/26/00	L	1-3 *	4/21/89	W 4-2	4/3/93 W 4-3
Mississippi Women's			4/2/03	L	0-9 *	3/2/01	L	1-10 *	4/22/89	L 3-4	4/3/93 W 8-4
(3-1)			3/5/05	L	0-8 #	3/9/03	L	1-8 *	4/22/89	L 1-4	4/23/93 W 2-1 #
Neutral: 3-1			3/6/05	L	2-6 #	4/16/03	L	0-8	5/14/89	W 5-2	4/24/93 W 6-0 #
4/17/87	W	4-0 #	3/3/06	L	1-7 #	3/12/04	L	3-5 *	3/31/90	L 0-1	4/1/94 W 3-2 *
4/16/88	W	8-0 #	3/7/09	L	0-8 #	3/6/05	L	5-7 #	4/19/90	W 7-4	4/1/94 W 9-1 *
4/14/89	W	4-0 #	3/6/10	L	0-13	3/3/06	L	1-2	3/29/91	W 7-0 *	4/9/94 W 11-5
4/18/90	L	0-1 #	3/4/11	L	0-5 #	3/4/07	L	4-10 #	4/9/91	W 3-0 #	4/9/94 L 7-8
			3/3/12	L	0-9 #	3/2/08	W	3-1 *	4/8/92	W 7-3 *	4/24/94 W 12-0 # +
Mississippi State			3/11/15	L	1-2	3/6/09	L	1-4	4/8/92	W 5-0 *	4/8/95 W 10-1
(1-7)			3/11/15	L	1-10	3/6/10	L	3-7 #	4/1/09	L 3-4 *	4/8/95 W 3-0
Home: 1-0 Away: 0-4			4/18/17	L	3-14	3/4/11	L	2-3 #	4/1/09	L 0-6 *	4/21/95 W 4-3 *
Neutral: 0-3			4/18/17	L	1-9	2/25/12	L	1-4 #	3/15/14	L 4-6 *	4/21/95 W 11-0 *
4/14/84	W	2-0 *	3/21/18	L	2-10 *	3/4/12	L	4-5 #	3/15/14	W 5-4 *	4/14/96 W 6-0 *
3/11/85	L	0-2 #	3/21/18	W	8-2 *	3/7/13	L	1-2 *			4/14/96 W 8-0 *
3/11/85	L	5-9 #	4/23/19	L	3-4	3/7/13	W	3-2 *			4/27/96 W 8-1
2/24/06	L	2-5	4/23/19	L	1-4	3/1/14	L	0-8 *			4/27/96 L 1-4



# 2022 SOUTHEAST MISSOURI SOFTBALL GUIDE

## SERIES RESULTS



3/31/97	W	11-0	4/22/17	L	2-6 *	<b>Nebraska-Omaha (3-1)</b>	3/22/97	W	1-0 #	<b>Northwestern (1-1)</b>
3/31/97	W	6-0	4/22/17	W	6-5 *		3/8/98	W	6-5 *	
4/12/97	W	10-1 *	4/21/18	W	2-0	Neutral: 3-1	3/8/98	W	3-1 *	Home: 1-1
4/12/97	W	8-0 *	4/21/18	W	4-1 (8)	4/1/89 W 8-1 #	3/6/99	L	2-3 *	3/23/98 L 2-6 *
4/18/98	W	6-0	5/10/18	L	1-4 +	3/18/17 L 5-6 #	3/27/99	L	1-3 #	3/23/98 W 3-1 *
4/18/98	W	6-2	5/3/19	W	7-0 *	3/16/19 W 9-4 #	3/4/00	W	4-1 #	
4/17/99	W	1-0 *	5/3/19	W	9-0 (5) *	3/17/19 W 3-1 #	3/24/00	L	8-9 #	<b>Northwestern State (2-3)</b>
4/17/99	W	3-0 *	3/26/21	W	8-0		3/12/06	W	9-3 *	
4/29/00	W	5-0	3/27/21	W	10-0	<b>Nebraska Wesleyan (0-1)</b>	3/12/06	W	5-4 *	Neutral: 2-3
4/29/00	L	1-6	3/27/21	W	9-1	Away: 0-1	2/25/12	L	1-2 #	2/26/06 W 12-7 #
4/30/00	W	2-0				1982 L 1-7	2/9/18	L	0-7	2/11/11 L 1-2 #
5/11/00	W	4-3 # +	<b>Murray State (13-16)</b>				2/10/18	L	0-8	2/13/11 L 2-10 #
4/28/01	W	4-2 *				<b>Nicholls State (0-3)</b>	2/8/19	W	5-1	2/12/12 W 3-1 #
4/28/01	W	9-3 *	Home: 9-7 Away: 4-9				2/9/19	W	16-0 (5)	2/9/13 L 0-8 #
4/29/01	W	6-4 *	4/17/10	L	1-9					
4/20/02	W	9-3	4/17/10	W	9-6	Away: 0-1 Neutral: 0-2				
4/20/02	W	7-5	4/18/10	L	4-9	1982 L 0-10	<b>Northern Kentucky (3-2)</b>			<b>Ohio (1-2)</b>
4/21/02	L	0-3	4/16/11	W	11-4 *	4/16/95 L 0-10 #	Neutral: 3-2			Neutral: 1-2
4/18/03	W	7-4 *	4/16/11	W	10-9 *	2/23/13 L 7-8 #	3/6/88	W	9-0 #	3/21/99 L 0-2 #
4/18/03	W	6-3 *	4/17/11	L	7-9 *		3/8/88	W	1-0 #	3/3/18 W 2-1 #
4/19/03	L	4-7 *	4/28/12	L	7-10	<b>North Carolina A&amp;T (3-0)</b>	3/9/89	L	2-8 #	3/4/18 L 1-5 #
4/24/04	L	3-4	4/28/12	L	1-3	Away: 2-0 Neutral: 1-0	3/4/90	W	6-2 #	
4/24/04	W	3-1	4/29/12	L	7-8	3/7/92 W 10-0 #	3/8/90	L	0-4 #	<b>Oklahoma (0-1)</b>
4/25/04	W	4-1	3/16/13	L	1-8	3/17/09 W 8-7				1981 L 2-7
3/25/05	L	5-8	3/16/13	W	9-3	3/17/09 W 6-0	<b>Northwest Missouri (13-11-1)</b>			
3/25/05	W	7-2	5/3/14	L	4-5 *		Home: 1-0 Away: 4-0-1			<b>Oklahoma Baptist (0-2)</b>
3/26/05	W	3-1	5/3/14	L	0-1 *		Neutral: 8-11			Away: 0-2
4/1/06	W	8-0 *	5/4/14	W	5-3 *	<b>North Dakota (0-1)</b>	1981 T 2-2			1982 L 2-4
4/1/06	W	9-1 *	4/11/15	L	3-4	1981 L 2-3	1981 W 2-0			1982 L 6-8
4/2/06	W	4-0 *	4/11/15	L	5-6		4/23/82	L	2-7 #	
5/5/07	L	1-8	4/12/15	L	1-2	<b>North Dakota State (1-1)</b>	4/24/82	L	4-5 #	
5/5/07	W	7-4	3/19/16	W	4-3 *	Home: 0-1 Neutral: 1-0	4/30/82	L	2-3 #	<b>Oklahoma State (0-2)</b>
5/6/07	W	4-1	3/19/16	W	9-1 *	3/18/14 L 0-11 *	5/1/82	L	0-4 # !	1981 L 1-11
2/22/08	L	0-2 #	3/20/16	L	5-16 *	2/26/21 W 6-2 #	3/23/84	L	8-9 #	1981 L 2-4
4/19/08	W	5-1 *	4/9/17	L	6-11 *		4/8/84	W	4-3 *	
4/19/08	L	0-6 *	4/9/17	L	1-6 *	<b>Northern Colorado (1-0)</b>	4/28/84	L	5-6 # !	
4/20/08	W	2-1 *	4/8/18	W	8-7	Neutral: 1-0	4/28/84	L	2-6 # !	<b>Olivet College (1-0)</b>
3/19/09	W	1-0	4/8/18	W	11-8	3/15/05 W 5-1 #	3/13/85	W	3-2 #	Away: 1-0
3/20/09	W	7-4	4/15/19	L	4-8 *		4/13/85	W	4-1 #	3/12/87 W 8-0
3/21/09	L	1-2	4/15/19	W	9-1 (5) *	<b>Northern Illinois (2-1)</b>	4/27/85	W	4-1 #	
5/7/09	W	1-0 # +	5/1/21	W	1-0 *	Neutral: 2-1	4/4/86	W	2-0	
3/20/10	L	2-9 *	5/1/21	W	7-5 *	3/1/98 L 3-10 #	4/12/86	L	1-5 # !	<b>Oregon (0-1)</b>
3/20/10	L	5-7 *	5/2/21	W	3-2 *	3/5/16 W 6-3 #	5/26/86	W	2-0 #	Neutral: 0-1
4/30/11	W	14-7				3/16/19 W 14-4 (5) #	3/28/87	W	7-0	3/19/99 L 2-9 #
4/30/11	W	4-3	<b>Nebraska (0-2)</b>				4/11/87	L	0-1 # !	
3/10/12	L	1-3 *	Neutral: 0-2			<b>Northern Iowa (10-7)</b>	4/25/87	W	3-1 # !	
3/10/12	W	11-10 *				Home: 4-1 Away: 2-2	3/26/88	L	2-5 #	<b>Pittsburg State (4-4)</b>
3/11/12	W	9-5 *	3/18/99	L	1-10 #	Neutral: 4-4	4/8/88	L	2-6 # !	Home: 1-0 Away: 1-4
4/21/13	L	6-7 *	3/17/00	L	2-7 #		3/25/89	W	3-1 #	Neutral: 2-0
4/21/13	W	5-4 *					4/21/89	W	5-2 #	1981 L 3-9
3/23/14	L	6-7					3/14/91	W	3-2 #	3/10/82 L 3-11
3/23/14	L	4-7					4/26/91	W	10-0	3/10/82 L 1-10
4/18/15	W	1-0 *								3/13/85 W 5-1 #
4/18/15	L	1-3 *								4/1/90 W 14-1 #
4/24/16	L	1-6								
4/24/16	L	0-1								





## 2022 SOUTHEAST MISSOURI SOFTBALL GUIDE

### SERIES RESULTS



4/17/90	W	4-0	Robert Morris	3/20/86	W	8-5 *	4/17/08	W	2-1	4/12/08	L	0-8		
3/30/91	L	0-1	(2-0)	3/31/86	W	10-2	3/7/09	W	1-0 #	4/13/08	L	1-7		
4/16/91	W	3-1 *	Neutral: 2-0	3/31/86	W	8-5	4/15/09	W	9-5 *	2/23/13	L	1-2 #		
Pittsburgh (0-1)			3/9/92	W	8-0 #	3/20/87	W	2-0 *	4/15/09	W	5-4 *			
			3/12/92	W	3-2 #	3/20/87	W	4-0 *	3/5/10	L	2-10 #	Sam Houston		
						4/14/87	L	2-3 *	5/5/10	L	1-9	(0-5)		
	Neutral: 0-1		Sacramento State	4/14/87	W	10-6 *	5/5/10	W	6-3	Neutral: 0-5				
3/15/02	L	4-5 #	(1-4)	4/13/88	W	5-0 *	3/5/11	L	3-8	3/10/85	L	3-9 #		
Portland State (1-0)			Away: 0-2 Neutral: 1-2	4/13/88	W	2-1 *	5/4/11	W	5-1 *	3/10/85	L	1-7 #		
			3/16/99	L	0-1	4/25/89	W	7-0 *	5/4/11	L	2-3 *	3/10/86	L	0-1 #
			3/16/99	L	1-6	4/25/89	W	6-2 *	3/3/12	L	4-5 #	3/10/86	L	1-6 #
	Neutral: 1-0		3/20/99	W	2-1 #	4/24/90	W	3-2 *	5/1/12	L	0-1	5/9/86	L	0-3 # \$
3/20/99	W	9-1 #	3/17/00	L	2-3 #	4/24/90	W	10-0 *	5/1/12	W	6-1			
Providence (1-0)			3/18/00	L	2-6 #	4/2/92	W	14-0	5/1/13	L	1-5 *	San Jose State		
						4/2/92	W	7-0	3/1/14	L	4-7 *	(0-1)		
	Neutral: 1-0		Sacred Heart	4/11/92	W	1-0 #	4/23/14	L	0-8	Neutral: 0-1				
	3/14/96	W	2-1 #	(2-1)	4/12/92	W	2-1 #	4/23/14	W	9-7	3/18/99	L	4-5 #	
Purdue Fort Wayne (3-0)			Neutral: 2-1	4/29/92	W	1-0 *	2/27/15	L	7-8 #					
			3/8/87	L	0-2 #	4/29/92	W	7-6 *	4/22/15	L	3-6 *	Siena		
			3/12/91	W	2-0 #	4/8/93	L	2-3	4/22/15	W	5-4 *	(1-0)		
			3/12/05	W	9-0 #	4/8/93	W	9-2	3/6/16	L	3-4	Home: 1-0		
Home: 1-0 Neutral: 2-0						4/16/93	L	3-8 *	4/13/16	L	7-12	3/7/03	W	8-1 *
2/19/10	W	7-4 #	Saginaw Valley State	4/16/93	W	3-0 *	4/13/16	L	2-6					
3/10/10	W	4-3 *	(1-0)	3/15/94	W	6-0 *	3/5/17	L	1-10 #	SIU Edwardsville				
2/14/20	W	16-15 (9) #	Neutral: 1-0	3/15/94	W	9-2 *	3/5/17	L	4-6 #	(28-39)				
Quincy (6-1)			3/29/85	W	1-0 #	4/26/94	W	10-0	4/25/18	W	16-8	Home: 10-14 Away: 14-22		
						4/26/94	W	9-4	4/25/18	W	1-0	Neutral: 4-3		
			St. Cloud State	4/6/95	W	14-1 *	4/17/19	W	4-3 *	1981	L	3-5		
	Home: 5-1 Neutral: 1-0		(0-1)	4/6/95	W	10-0 *	5/1/19	W	3-1	1981	W	3-1		
4/17/87	L	0-1 *	Neutral: 0-1	4/8/96	W	8-0	3/24/21	W	6-1	1981	W	3-2		
4/15/88	W	3-2 *	3/7/90	L	0-4 #	4/8/96	W	6-0	4/14/21	W	2-0 *	1982	L	1-4
3/31/89	W	11-6 #				3/22/97	W	7-4 #				1982	W	4-1
4/12/89	W	3-2 *	Saint Joseph's	4/30/97	W	9-0 *	Saint Peter's			4/12/83	W	4-3		
4/15/89	W	9-2 *	(1-0)	4/30/97	W	7-0 *	(1-0)			4/12/83	L	1-6		
5/5/90	W	7-1 *	Neutral: 1-0	3/25/98	W	5-2	Neutral: 1-0			4/5/83	W	4-2		
4/20/91	W	7-0 *	3/6/89	W	2-0 #	3/25/98	W	12-1	3/12/05	W	4-0 #	4/16/83	L	0-1
Quinnipiac (1-0)						3/27/98	W	10-1 #				4/17/83	L	0-4 *
			Saint Louis	3/24/99	W	6-2 *	Samford			5/3/84	W	3-2		
			(74-28)	3/24/99	W	11-0 *	(6-12)			5/3/84	W	2-0		
	Neutral: 1-0		Home: 39-8 Away: 28-15	3/26/99	W	5-0 #	Home: 4-2 Away: 1-8			4/5/85	W	5-4 #		
3/10/91	W	7-2 #	Neutral: 7-5	3/13/00	W	10-3	Neutral: 1-2			4/18/85	L	1-4 *		
Radford (1-0)			1981	W	4-0	3/13/00	W	5-3	4/15/95	L	2-6 #	4/18/85	W	2-1 *
			1981	L	1-3	4/18/01	L	1-2 *	5/8/04	L	0-2	4/19/85	L	1-2 #
			3/19/82	W	2-1	4/18/01	W	11-3 *	5/8/04	L	0-2	5/2/85	L	1-2
	Neutral: 1-0		4/5/82	L	0-8	4/29/03	L	2-4 *	5/9/04	L	2-3	5/2/85	L	0-2
3/11/94	W	7-3 #	1982	L	4-5	3/30/04	L	1-2	4/16/05	W	7-0 *	4/3/87	W	3-0
Rider (0-1)			1982	W	2-1	3/30/04	L	4-6	4/16/05	W	2-1 *	4/18/87	W	4-3 *
			4/19/83	W	7-0 *	4/14/05	W	8-3 *	4/17/05	L	3-4 *	5/1/87	W	3-1 *
			4/19/83	W	3-0 *	4/14/05	L	3-7	5/13/05	W	6-5 # +	5/1/87	L	3-4 *
	Neutral: 1-0		4/19/84	W	8-2 *	3/4/06	W	8-4 #	4/21/06	L	0-1	4/15/88	W	5-0 *
3/17/04	L	1-2 #	4/19/84	W	4-0 *	4/4/06	L	0-3	4/22/06	L	1-2	4/29/88	L	1-2
			4/1/85	W	4-0 *	4/4/06	W	9-0	4/22/06	L	1-2	4/29/88	L	1-3
			4/1/85	W	10-0 *	4/17/07	W	4-3 *	3/17/07	W	3-1 *	4/1/89	L	0-2
			4/9/85	W	11-1	4/17/07	W	6-4 *	3/17/07	L	2-10 *	4/27/89	L	2-4 *
			4/9/85	W	5-2	3/2/08	W	7-3 *	3/18/07	W	9-1 *	4/27/89	W	7-6 *
			3/20/86	W	10-2 *	4/17/08	W	6-0	4/12/08	W	4-3	5/5/90	L	1-2



# 2022 SOUTHEAST MISSOURI SOFTBALL GUIDE

## SERIES RESULTS



4/19/91	L	2-4 *	<b>South Dakota State</b>	3/27/90	L	0-4	4/16/19	L	3-9 *	<b>Stephen F. Austin</b>
5/4/91	W	4-1	<b>(2-0)</b>	3/27/90	L	2-4	3/16/21	L	2-6	<b>(1-2)</b>
5/4/91	L	0-4	Neutral: 2-0	5/1/91	W	7-1 *	3/31/21	W	5-0 *	Neutral: 1-2
4/8/09	L	1-6 *	2/9/18 W 4-1 #	5/1/91	L	0-3 *				3/11/86 L 0-1 #
4/8/09	L	3-12 *	2/8/19 W 7-3 #	3/27/92	L	3-5	<b>Southern Indiana</b>			3/11/86 W 3-1 #
3/13/10	W	7-6 #		4/7/92	W	5-4 *	<b>(17-2)</b>			5/9/86 L 0-2 #
3/14/10	L	5-6 #	<b>Southeastern</b>	4/7/92	W	6-5 *	Home: 9-1 Away: 5-1			
4/22/10	L	2-3	<b>Louisiana</b>	4/27/92	L	3-4	Neutral: 3-0			<b>Syracuse</b>
4/22/10	W	3-2	<b>(2-2)</b>	4/27/92	L	0-5	4/18/84 W 4-1			<b>(0-1)</b>
3/12/11	W	11-4	Away: 2-2	4/6/93	L	3-4 *	4/18/84 W 4-1			Neutral: 0-1
3/12/11	W	8-6	2/27/15 W 10-8	4/6/93	L	5-7 *	4/16/85 W 4-0 *			3/25/00 L 1-3 #
3/13/11	L	1-11	3/16/16 L 1-7	4/5/94	L	3-6	4/16/85 W 5-2 *			
5/12/11	W	4-3 # +	3/16/16 L 3-4	4/5/94	L	5-10	4/4/86 W 10-0 #			<b>Tarkio College</b>
3/25/12	W	4-1 *	2/18/17 W 2-0	3/24/95	L	2-3 (10)	4/8/86 W 8-0			<b>(2-0)</b>
3/25/12	W	9-8 *		3/30/95	L	3-11	4/8/86 W 13-1			Home: 2-0
3/29/13	L	1-11 *	<b>Southern Illinois</b>	3/30/95	L	4-9	4/3/87 W 11-0 #			3/17/86 W 1-0 *
3/29/13	L	0-13 *	<b>(24-71-1)</b>	5/1/96	L	0-3 *	4/8/87 W 10-0 *			3/17/86 W 3-0 *
3/30/13	L	1-9 *	Home: 11-22-1	5/1/96	W	8-1 *	4/8/87 W 3-1 *			
4/12/14	L	0-10	Away: 12-47 Neutral: 1-2	3/1/97	L	0-8 #	4/25/88 W 4-0			<b>Temple</b>
4/12/14	L	2-9	4/2/77 L 4-5	3/22/97	W	5-3	4/25/88 W 11-2			<b>(4-1)</b>
4/13/14	L	0-3	4/13/77 L 1-9 *	3/22/97	L	2-4	3/18/90 L 0-3 *			Neutral: 4-1
3/28/15	L	3-12 *	4/1/78 L 2-3	4/9/97	L	1-3	3/18/90 W 4-1 *			3/9/92 L 0-3 #
3/28/15	L	0-7 *	4/16/78 L 2-6 *	4/9/97	L	4-9	4/8/90 W 3-1 #			3/12/92 W 3-2 #
3/29/15	L	4-8 *	4/17/79 L 4-5	3/1/98	L	0-3 #	3/21/91 W 3-0 *			3/8/93 W 7-2 #
4/2/16	L	1-2	4/17/79 L 2-3	3/24/98	L	3-4 *	3/21/91 W 10-3 *			3/7/94 W 4-1 #
4/2/16	L	4-5	4/22/80 L 5-9	3/24/98	T	3-3 *	4/23/91 W 5-4 *			3/7/95 W 6-3 #
4/3/16	L	3-5	4/4/81 W 5-2 #	3/28/98	W	3-2	4/23/91 W 8-1 *			
4/14/17	L	0-4	4/8/81 W 5-0 *	3/27/99	W	5-4				<b>Tennessee</b>
4/14/17	L	4-5	4/8/81 L 1-2 *	4/7/99	L	4-7	<b>Southern Mississippi</b>			<b>(0-2)</b>
3/18/18	W	10-7 #	4/14/81 W 6-4	4/7/99	L	1-9	<b>(1-0)</b>			Away: 0-2
4/13/18	W	6-2 *	4/14/81 W 12-3	3/25/00	L	0-1	Neutral: 1-0			2/20/21 L 0-7
4/13/18	W	7-5 *	3/30/82 W 1-0 *	4/5/00	L	0-8 *	2/13/20 W 7-0 #			2/20/21 L 3-5
5/9/18	L	4-5 +	3/30/82 L 3-4 *	4/5/00	L	1-8 *				
4/6/19	W	14-1	4/6/82 W 3-2	3/20/01	L	0-5	<b>Southwest Baptist</b>			<b>Tennessee State</b>
4/6/19	L	3-4	4/6/82 L 4-5 (11)	3/20/01	W	4-0	<b>(5-7)</b>			<b>(62-10)</b>
4/10/21	W	11-2	4/17/82 L 5-8	4/16/01	L	0-11 *	Home: 3-3 Neutral: 2-4			Home: 35-5 Away: 24-5
4/11/21	W	4-2	3/29/83 L 0-10	3/5/02	L	1-7	4/6/87 W 4-2 *			Neutral: 3-0
4/11/21	L	5-6 (8)	3/29/83 L 0-5	3/5/02	L	0-1	4/11/87 W 8-1 *			3/18/94 W 11-0
			4/15/83 W 5-3	4/24/02	L	1-3 *	4/4/88 L 4-5 *			3/18/94 W 12-1
<b>South Alabama</b>			4/3/84 L 3-4	3/26/03	L	3-9 *	4/10/88 L 2-3 #			4/13/94 W 18-0 *
<b>(0-2)</b>			4/3/84 W 4-0	3/26/03	L	1-5 *	4/23/88 L 0-3 #			4/13/94 W 9-1 *
Neutral: 0-2			4/25/84 W 4-1	3/25/04	L	1-3	4/7/89 W 5-0 #			3/18/95 W 7-1
2/25/11	L	3-8 #	4/25/84 L 0-4	3/25/04	L	0-3	3/31/90 L 0-1 #			3/18/95 W 16-1
2/14/16	L	2-5 #	4/2/85 L 1-6	4/6/05	L	0-1 *	4/17/90 L 1-8 *			4/2/95 W 10-0 *
			4/2/85 L 1-6	4/6/05	L	1-4 *	4/29/90 L 1-4 #			4/2/95 W 10-2 *
<b>South Carolina State</b>			4/24/85 L 0-1	3/7/06	L	0-4	3/30/91 L 4-5 *			4/5/96 W 7-1 *
<b>(2-0)</b>			4/24/85 L 0-5	3/7/06	L	4-8	4/12/91 W 3-1 #			4/5/96 W 15-0 *
Neutral: 2-0			4/16/86 L 4-5 *	3/4/09	L	1-2	4/16/91 W 10-5 *			4/6/96 W 8-0 *
2/21/20	W	16-3 #	4/16/86 L 1-2 *	3/4/09	L	0-6				5/4/96 W 8-0 # +
2/23/20	W	2-0 #	4/23/86 W 1-0	3/9/11	L	0-10 *	<b>Southwest Louisiana</b>			4/6/97 W 11-1 *
			4/23/86 L 0-3	4/25/12	L	6-7	<b>(0-2)</b>			4/6/97 W 2-0 *
<b>South Dakota</b>			4/21/87 L 0-1 *	4/25/13	W	14-7 *	Neutral: 0-2			4/5/98 W 8-0 *
<b>(1-0)</b>			3/30/88 W 3-1	4/8/15	W	4-3 (10) *	4/17/94 L 1-2 (10) #			4/5/98 W 11-0 *
Neutral: 1-0			3/30/88 L 0-7	3/22/16	L	2-3	4/14/95 L 1-6 #			4/10/99 L 0-3
3/18/18	W	10-2 #	5/3/89 W 1-0 *	4/12/17	L	1-3 *				4/10/99 W 6-2
			5/3/89 W 3-0 *	4/5/18	L	1-2 (9)				4/14/00 W 8-0



# 2022 SOUTHEAST MISSOURI SOFTBALL GUIDE

## SERIES RESULTS



5/7/00	W	11-3 *	<b>Tennessee Tech</b>	4/23/05	L	3-6 *	<b>Texas Tech</b>	<b>Tulsa</b>
5/7/00	W	12-0 *	<b>(48-48)</b>	4/24/05	L	1-5 *	<b>(1-1)</b>	<b>(0-1)</b>
3/30/01	W	12-3	Home: 20-17 Away: 17-29	4/24/05	L	2-3 *	Neutral: 1-1	Neutral: 0-1
4/13/01	W	7-4 *	Neutral: 11-2	4/29/06	L	0-1	2/27/21 W 5-3 (8)	3/17/17 L 0-6 #
4/13/01	W	9-1 *	4/3/92 L 0-1	4/29/06	L	1-9	2/28/21 L 1-7	
5/4/01	W	1-0 # +	4/3/92 W 3-1	4/30/06	L	1-2		<b>UNC Greensboro</b>
3/29/02	L	6-7	4/25/92 W 4-3 *	5/11/06	L	0-8 +	<b>Texas Woman's</b>	<b>(2-2)</b>
3/29/02	W	15-7	4/25/92 W 7-4 *	4/28/07	W	9-5 *	<b>(0-1)</b>	Neutral: 2-2
4/1/02	W	9-3 *	3/20/93 L 1-7	4/28/07	L	0-7 *	1981 L 1-8	3/12/93 L 0-4 #
3/29/03	W	4-3 *	3/20/93 W 1-0	4/29/07	L	3-8 *		3/7/94 W 2-1 #
3/29/03	W	4-0 *	3/29/93 W 2-1 *	3/21/08	W	4-0	<b>Toledo</b>	3/9/95 W 10-9 #
3/30/03	L	4-10 *	3/29/93 W 9-4 *	3/21/08	L	1-5	<b>(1-1)</b>	3/14/03 L 2-8 #
4/3/04	W	9-1 *	4/24/93 W 4-1 #	3/22/08	L	2-3	Neutral: 0-1	
4/3/04	W	8-0 *	3/19/94 L 3-4	3/28/09	L	0-13 *	3/14/03 L 2-4 #	<b>UNC Wilmington</b>
4/4/04	W	3-0 *	3/19/94 L 1-2	3/28/09	W	3-2 *	2/9/19 W 7-5 #	<b>(1-0)</b>
4/2/05	W	9-1	3/25/94 W 5-2 #	3/29/09	L	1-6 *		Neutral: 1-0
4/3/05	W	14-0	3/27/94 L 0-2 *	5/8/09	W	7-1 # +	<b>Towson</b>	3/10/94 W 8-0 #
4/3/05	L	1-3	3/27/94 L 3-5 *	5/8/10	L	0-4	<b>(0-1)</b>	
4/8/06	W	6-4 *	3/25/95 W 4-1 #	5/8/10	L	1-2	Neutral: 0-1	<b>UT Arlington</b>
4/8/06	W	1-0 *	3/26/95 W 3-2 *	5/9/10	W	2-0	3/8/08 L 4-5 #	<b>(0-1)</b>
4/9/06	W	15-2 *	3/26/95 W 11-5 *	3/19/11	W	6-3 *		Neutral: 0-1
3/24/07	L	0-2	4/10/95 L 1-3	3/19/11	W	4-1 *	<b>Troy</b>	2/17/17 L 1-5 #
3/24/07	L	3-4	4/10/95 W 3-1	3/20/11	L	1-4 *	<b>(1-2)</b>	
3/25/07	W	1-0	4/29/95 L 2-8 # +	3/31/12	W	6-2	Away: 1-0 Neutral: 0-2	<b>UT Martin</b>
4/5/08	L	2-3 *	3/24/96 W 2-0 *	3/31/12	L	1-6	5/10/96 L 0-3 #	<b>(68-47)</b>
4/5/08	W	5-2 *	5/5/96 L 3-4 # +	4/1/12	L	2-3	5/10/96 L 0-1 #	Home: 31-18 Away: 30-22
4/6/08	W	6-3 *	5/5/96 W 5-1 # +	4/7/13	L	1-9	2/15/20 W 13-3	Neutral: 7-7
5/2/09	W	9-1	3/29/97 L 1-2	4/7/13	L	0-4		3/25/86 W 11-0
5/2/09	W	4-3	3/29/97 W 7-1	4/19/14	L	0-3	<b>Truman State</b>	3/25/86 W 10-3
5/3/09	W	8-7	4/14/97 L 1-5 *	4/19/14	L	3-5	<b>(8-12)</b>	4/3/86 W 7-0 *
4/9/10	W	9-0 *	4/14/97 W 3-0 *	3/21/15	L	0-3	Home: 2-2 Away: 1-3	4/3/86 W 10-5 *
4/9/10	L	4-6 *	5/4/97 W 2-0 # +	3/21/15	W	6-4	Neutral: 5-7	3/14/89 W 6-1
4/10/10	W	7-5 *	4/4/98 W 2-0 *	4/10/16	L	2-3 *	4/7/79 L 6-7 #	3/14/89 L 2-4
4/9/11	W	5-3	4/4/98 W 3-2 *	4/10/16	W	5-2 *	4/7/79 L 3-6 #	4/11/89 W 2-0 *
4/9/11	W	6-5	5/3/98 W 8-2 # +	3/25/17	L	2-3	4/24/80 L 2-4 #	4/11/89 W 4-3 *
4/10/11	W	10-0	4/11/99 L 0-3	3/25/17	L	2-3	4/10/82 L 1-4 *	3/14/90 W 6-2
4/21/12	W	2-0 *	4/11/99 W 6-2	3/17/18	W	7-3 #	5/1/82 W 5-1 #	3/14/90 W 4-0
4/21/12	W	12-4 *	5/1/99 W 5-2 # +	3/23/18	W	5-1 *	4/17/83 L 3-4 *	4/4/90 W 4-3 *
4/22/12	W	6-2 *	4/1/00 W 3-2 *	3/23/18	W	4-3 *	4/7/84 W 3-2 *	4/4/90 W 11-7 *
3/24/13	W	4-0	4/1/00 W 6-0 *	4/26/19	W	1-0	4/28/84 W 4-0 *	4/8/90 L 1-4 #
4/6/14	L	1-3 *	4/2/00 L 2-5 *	4/26/19	W	6-5	4/12/85 W 1-0 #	3/19/91 L 0-1
4/6/14	L	3-4 *	5/12/00 W 2-1 # +	3/12/21	W	7-0	4/26/85 L 0-1 #	3/19/91 L 0-4
4/3/15	W	7-2	3/31/01 L 4-5	4/12/21	W	4-1	4/27/85 L 1-2 #	4/2/91 W 9-1
4/3/15	W	12-4	3/31/01 L 1-5	3/13/21	W	8-4	4/12/86 L 0-1 #	4/2/91 W 4-0
3/26/16	W	7-2 *	4/1/01 W 5-2				4/14/86 W 3-2 #	3/24/92 L 0-1
3/26/16	W	9-0 *	4/13/02 L 2-3 *	<b>Texas A&amp;M</b>			4/26/86 L 1-2 !	3/24/92 W 2-1
2/11/17	W	9-1 #	4/13/02 W 2-0 *	<b>(0-1)</b>			4/12/87 W 6-0 #	4/14/92 L 4-5 *
4/29/17	W	5-3	4/14/02 L 0-7 *	Neutral: 0-1			4/20/87 L 2-3 #	4/14/92 W 7-1 *
4/29/17	W	4-1	4/12/03 W 4-2	4/11/92 L 3-10 #			4/9/88 L 0-2 #	4/24/92 W 5-0 *
4/28/18	W	16-8 *	4/12/03 L 3-4	<b>Texas A&amp;M-Corpus</b>			4/22/88 L 0-1	3/29/93 W 6-0
4/28/18	W	9-0 *	4/13/03 L 3-7	<b>Christi</b>			4/17/89 W 7-5	4/20/93 W 3-2 *
3/23/19	W	8-0	5/8/03 L 0-4 +	<b>(1-0)</b>			4/19/91 W 6-5	4/20/93 W 4-3 *
3/23/19	W	11-1 (6)	4/9/04 L 0-7	Neutral: 1-0				3/22/94 W 8-0
			4/9/04 L 1-3	3/18/00 W 17-14 #				3/22/94 L 5-6
			4/10/04 W 3-1					4/19/94 W 2-0 *
			5/13/04 W 3-0 # +					4/19/94 L 0-2 *





# 2022 SOUTHEAST MISSOURI SOFTBALL GUIDE

## SERIES RESULTS



3/22/95	W	3-0	4/11/09	W	4-3	<b>Wayne State</b>			<b>William Woods</b>		
3/22/95	W	2-1	5/9/09	L	2-3 # +	<b>(2-5)</b>			<b>(2-3)</b>		
4/25/95	L	4-6 *	5/9/09	L	1-4 # +	Neutral: 2-5			Home: 0-2 Away: 2-1		
4/25/95	W	3-1 *	5/1/10	L	3-4 *	3/29/85	W	6-2 #	1981	W	2-1
3/10/96	W	5-0 #	5/2/10	L	0-2 *	4/5/86	L	1-5 #	1981	W	3-1
4/10/96	W	5-3	5/2/10	L	1-5 *	4/3/87	L	2-3 #	1982	L	0-10
4/10/96	W	7-0	3/30/11	L	1-7 *	3/31/89	L	1-10	4/15/84	L	0-1 *
4/16/96	W	7-0 *	3/30/11	W	5-4 *	4/7/90	L	1-4 #	4/20/85	L	0-1 *
4/16/96	W	11-1 *	4/7/11	L	2-7	3/15/91	W	3-1 #			
5/4/96	W	1-0 # +	3/21/12	L	4-5	4/13/91	L	1-2 #	<b>Williams Baptist</b>		
3/26/97	W	4-0 *	3/21/12	L	1-2				<b>(2-0)</b>		
3/26/97	W	7-2 *	3/29/12	L	2-3 *	<b>Western Carolina</b>			Home: 2-0		
5/3/97	W	2-1 # +	5/4/13	L	5-14 *	<b>(0-1)</b>			4/22/11 W 4-1 *		
3/28/98	W	2-0 #	5/4/13	L	9-11 *	Neutral: 0-1			4/22/11 W 5-2 *		
4/14/98	W	8-0	4/26/14	L	1-6	2/26/16	L	0-8 #			
4/14/98	L	0-2	4/26/14	L	6-12				<b>Winthrop</b>		
4/6/99	W	8-0 *	2/28/15	L	1-2 #	<b>Western Illinois</b>			(0-1)		
4/6/99	W	12-5 *	3/17/15	W	9-6 *	<b>(1-2-1)</b>			Away: 0-1		
5/1/99	W	5-0 +	3/17/15	L	3-6 (8) *	Away: 0-1 Neutral: 1-1-1			3/16/03 L 1-4		
4/11/00	L	0-3 *	4/16/16	L	0-1	3/25/83	L	0-4			
4/11/00	W	4-0 *	4/16/16	L	1-3	3/2/97	T	4-4 #	<b>Wisconsin</b>		
5/2/00	W	8-2	4/17/16	L	0-4	2/24/12	L	4-12 #	<b>(0-2)</b>		
5/2/00	W	1-0	5/6/17	W	7-0	2/25/18	W	2-1 #	Away: 0-1 Neutral: 0-1		
4/10/01	W	2-0 *	5/6/17	L	2-8				3/25/83 L 2-3		
4/10/01	W	11-3 *	4/17/18	L	0-4 *	<b>Western Kentucky</b>			3/23/01 L 0-9 #		
4/25/01	W	3-2	4/17/18	W	1-0 (8) *	<b>(2-6)</b>					
4/25/01	W	5-2	4/10/19	W	1-0	Home: 0-1 Away: 0-4			<b>Wright State</b>		
4/16/02	L	1-2	4/10/19	W	6-0	Neutral: 2-1			<b>(1-0)</b>		
4/16/02	W	3-2	5/5/21	W	3-1	3/24/00	W	8-1 #	Home: 1-0		
4/27/02	W	5-1 *	5/5/21	W	8-0	3/3/01	L	1-10 #	3/22/05	W	10-6 *
4/27/02	L	1-5 *				3/6/04	L	0-10			
5/4/02	L	1-4 # +	<b>Utah</b>			3/19/07	L	8-10	<b>Xavier</b>		
4/26/03	W	3-0 *	<b>(0-1)</b>			3/20/07	L	1-3	<b>(1-0)</b>		
4/26/03	W	5-4 *	Neutral: 0-1			2/25/11	L	5-8 #	Neutral: 1-0		
4/27/03	L	1-5	3/16/00	L	5-16 #	3/21/13	L	3-10	4/20/84	W	3-1 #
5/9/03	W	4-3 # +				2/28/16	W	8-3			
4/27/04	W	5-4 *	<b>Utah State</b>						<b>Yale</b>		
4/27/04	L	2-3 *	<b>(0-1)</b>			<b>Western Michigan</b>			<b>(2-0)</b>		
5/13/04	L	6-9 # +	Neutral: 0-1			<b>(2-0)</b>			Neutral: 2-0		
3/19/05	L	0-2	3/19/00	L	1-2 #	Neutral: 2-0			3/17/98 W 6-1 #		
3/19/05	L	2-5				3/9/88	W	9-0 #	3/16/05 W 3-0 #		
3/20/05	W	6-3	<b>Valparaiso</b>			2/25/18	W	8-7 #			
5/12/05	L	2-3 # +	<b>(1-5)</b>			<b>West New England</b>			* - Game played in Cape Girardeau, Mo.		
5/13/05	W	4-1 # +	Home: 0-1 Neutral: 1-4			<b>(1-0)</b>			# - Game played at neutral site		
3/25/06	W	2-1 *	3/18/92	L	7-8 #	Neutral: 1-0			\$ - NCAA Tournament Game		
3/25/06	L	1-2 *	3/11/93	L	1-2 #	3/8/87 W 13-1 #			! - MIAA Tournament		
3/26/06	W	3-1 *	3/9/94	L	0-2 #				+ - OVC Tournament		
5/11/06	W	3-0 # +	3/13/04	L	5-6 *	<b>Wichita State</b>					
4/21/07	W	3-1	2/27/16	W	3-2 #	<b>(1-1)</b>					
4/21/07	L	2-4	3/10/17	L	6-8 #	Away: 1-0 Neutral: 0-1					
4/22/07	W	6-5				1982 W 4-0					
4/26/08	L	2-5 *	<b>Vermont</b>			2/15/19 L 0-8 (5) #					
4/26/08	W	6-5 *	<b>(1-0)</b>								
4/27/08	L	5-7 *	Neutral: 1-0								
4/10/09	L	2-8	3/19/04	W	2-1 #						
4/10/09	L	1-2									

\* - Game played in Cape Girardeau, Mo.

# - Game played at neutral site

\$ - NCAA Tournament Game

! - MIAA Tournament

+ - OVC Tournament



# 2022 SOUTHEAST MISSOURI SOFTBALL GUIDE

## SERIES RECORDS



Opponent	W	L	I	First Meeting	Last Meeting						
Abilene Christian	1	0	0	Feb. 15, 2019	Feb. 15, 2019	Fairleigh Dickinson	1	0	0	Feb. 16, 2019	Feb. 16, 2019
Akron	2	0	0	Apr. 18, 1986	Mar. 11, 2001	Florida Atlantic	1	1	0	Mar. 9, 1995	Mar. 8, 2008
<b>Alabama A&amp;M</b>	<b>3</b>	<b>0</b>	<b>0</b>	<b>Feb. 23, 2007</b>	<b>Mar. 11, 2017</b>	Florida Gulf Coast	0	1	0	Mar. 7, 2008	Mar. 7, 2008
Alabama State	3	2	0	Feb. 13, 2015	Feb. 21, 2020	Florida Southern	2	7	0	May 8, 1987	May 12, 1991
Alcorn State	4	0	0	Feb. 24, 2006	Feb. 25, 2017	Florissant Valley	2	0	0	1981	1981
American International	1	0	0	Mar. 14, 1991	Mar. 14, 1991	Fordham	1	1	0	Mar. 16, 1998	Mar. 20, 2004
Appalachian State	0	1	0	Feb. 20, 2010	Feb. 20, 2010	Furman	1	0	0	Apr. 14, 1995	Apr. 14, 1995
Arkansas-Pine Bluff	1	0	0	Feb. 22, 2008	Feb. 22, 2008	Gardner-Webb	1	0	0	Mar. 16, 2002	Mar. 16, 2002
<b>Arkansas</b>	<b>2</b>	<b>8</b>	<b>0</b>	<b>Mar. 13, 2010</b>	<b>Feb. 27, 2021</b>	George Mason	3	0	0	Apr. 16, 1994	Mar. 16, 2005
Arkansas State	5	0	0	Apr. 14, 1984	Apr. 19, 1986	George Washington	1	0	0	Mar. 15, 2005	Mar. 15, 2005
Army	2	2	0	Mar. 11, 1987	Mar. 9, 1989	Georgia College	2	0	0	Mar. 3, 1990	Mar. 3, 1990
Ashland	2	0	0	Mar. 9, 1987	Mar. 10, 1988	Georgia State	1	0	0	Mar. 3, 1992	Mar. 3, 1992
Auburn	0	3	0	Feb. 13, 2021	Feb. 14, 2021	Georgia Tech	2	1	0	Apr. 14, 1995	Mar. 14, 2017
<b>Austin Peay</b>	<b>73</b>	<b>24</b>	<b>0</b>	<b>Mar. 3, 1989</b>	<b>Mar. 6, 2021</b>	Grambling State	8	0	0	Feb. 10, 2012	Feb. 22, 2020
Ball State	2	3	0	Mar. 30, 1984	Feb. 26, 2016	Grand Valley State	6	1	0	Apr. 5, 1986	Mar. 7, 1990
Barry University	1	0	0	May 13, 1989	May 13, 1989	Grandview	1	0	0	1981	1981
Belleville Junior College	2	0	0	1982	1982	Green Bay	3	1	0	Mar. 11, 1993	Mar. 16, 1998
<b>Belmont</b>	<b>18</b>	<b>13</b>	<b>0</b>	<b>Mar. 5, 2004</b>	<b>Mar. 21, 2021</b>	Greenville	0	1	0	Apr. 4, 1986	Apr. 4, 1986
Benedictine	1	0	0	1981	1981	Hawai'i	0	1	0	Mar. 15, 1997	Mar. 15, 1997
Bethune-Cookman	1	1	0	Mar. 7, 2008	Mar. 9, 2008	Harvard	1	1	0	Mar. 7, 1999	Mar. 24, 2000
Birmingham Southern	0	1	0	Mar. 16, 2002	Mar. 16, 2002	Houston Baptist	2	1	0	Feb. 14, 2014	Feb. 13, 2016
Bloomsburg	0	3	0	Mar. 6, 1988	Mar. 10, 1990	Howard	1	0	0	Feb. 22, 2020	Feb. 22, 2020
Boston College	0	1	0	Mar. 13, 1992	Mar. 13, 1992	Illinois-Chicago	1	4	0	Mar. 31, 1984	Mar. 3, 2001
Bowling Green	0	2	0	Mar. 7, 2013	Mar. 9, 2013	Illinois State	1	4	0	Mar. 14, 1997	Mar. 11, 2010
Bradley	4	3	0	Apr. 12, 1980	Mar. 10, 2007	Indiana	1	1	0	Mar. 2, 1997	Mar. 9, 2001
Bryant	2	0	0	Mar. 6, 2020	Mar. 7, 2020	Indiana (Pa.)	1	0	0	Mar. 11, 1991	Mar. 11, 1991
Buffalo	1	0	0	Feb. 19, 2017	Feb. 19, 2017	Indiana State	16	6	0	Apr. 23, 1983	Mar. 13, 2018
California	0	2	0	Mar. 14, 1997	Mar. 23, 2001	Iona	0	1	0	Mar. 17, 2004	Mar. 17, 2004
California (Pa.)	0	1	0	Mar. 16, 1991	Mar. 16, 1991	<b>Iowa</b>	<b>1</b>	<b>0</b>	<b>0</b>	<b>1981</b>	<b>1981</b>
Campbell	1	0	0	Mar. 10, 1994	Mar. 10, 1994	Iowa State	3	3	0	Apr. 3, 1981	Feb. 17, 2008
Centenary	1	1	0	Feb. 14, 2009	Feb. 15, 2009	IUPUI	9	3	0	Mar. 13, 1987	Feb. 23, 2019
Central Arkansas	3	2	0	Feb. 25, 2007	Mar. 1, 2019	Jackson State	7	2	0	Feb. 14, 2008	Feb. 12, 2017
Central Iowa	1	0	0	1982	1982	Jacksonville State	11	42	0	Mar. 15, 2002	May 14, 2021
Central Methodist	1	0	0	1982	1982	Jarvis Christian	1	0	0	Feb. 11, 2017	Feb. 11, 2017
<b>Central Michigan</b>	<b>1</b>	<b>2</b>	<b>0</b>	<b>1981</b>	<b>1982</b>	<b>Kansas</b>	<b>2</b>	<b>4</b>	<b>0</b>	<b>Mar. 19, 1999</b>	<b>Mar. 10, 2019</b>
Central Missouri	13	8	0	May 8, 1981	May 11, 1991	<b>Kansas City (formerly UMKC)</b>	<b>10</b>	<b>6</b>	<b>0</b>	<b>Mar. 5, 2005</b>	<b>Mar. 1, 2020</b>
Central Oklahoma	1	2	0	1982	Mar. 25, 1984	Kennesaw State	0	2	0	Mar. 15, 2017	Feb. 14, 2020
Chapman	0	1	0	Mar. 13, 1991	Mar. 13, 1991	Kent State	0	1	0	Mar. 11, 2001	Mar. 11, 2001
Charleston Southern	1	0	0	Mar. 7, 1992	Mar. 7, 1992	Kentucky	2	2	0	Feb. 28, 1998	Mar. 4, 2018
Charlotte	0	1	0	Apr. 16, 1994	Apr. 16, 1994	Kentucky Wesleyan	4	0	0	Apr. 15, 1984	Apr. 19, 1985
Chattanooga	1	2	0	Apr. 20, 1996	May 18, 2019	Lake Superior State	3	0	0	Mar. 29, 1985	Mar. 8, 1990
Cleveland State	1	1	0	Mar. 18, 2004	Mar. 13, 2005	Lamar State	1	1	0	Mar. 12, 1985	Mar. 12, 1985
Colgate	2	1	0	Mar. 15, 1998	Mar. 13, 2005	LaSalle	1	0	0	Mar. 18, 1993	Mar. 18, 1993
<b>College of Charleston</b>	<b>1</b>	<b>1</b>	<b>0</b>	<b>Mar. 19, 2002</b>	<b>Mar. 19, 2002</b>	Lewis College	5	2	0	Mar. 27, 1986	Mar. 4, 1990
Colorado State	0	1	0	Mar. 18, 2004	Mar. 18, 2004	Liberty	1	0	0	Mar. 20, 1998	Mar. 20, 1998
Columbia	0	1	0	Mar. 14, 2005	Mar. 14, 2005	Lincoln	11	1	0	1982	Apr. 17, 1989
Coppin State	1	0	0	Mar. 2, 2019	Mar. 2, 2019	<b>Lipscomb</b>	<b>2</b>	<b>5</b>	<b>0</b>	<b>Mar. 4, 2003</b>	<b>Feb. 22, 2014</b>
Cornell	0	1	0	Mar. 20, 2004	Mar. 20, 2004	Lock Haven	1	1	0	Mar. 8, 1988	Mar. 15, 1991
Creighton	3	7	0	Mar. 5, 1995	Mar. 10, 2018	Longwood	1	1	0	Mar. 11, 2008	Mar. 11, 2008
Culver-Stockton	0	1	0	1982	1982	Louisiana	0	4	0	Apr. 17, 1994	May 17, 2019
DePaul	0	4	0	May 8, 1997	May 7, 1998	Louisiana-Monroe	4	7	0	Feb. 17, 2008	Mar. 1, 2019
Detroit-Mercy	4	1	0	Mar. 10, 1989	Mar. 17, 2019	Louisiana Tech	1	4	0	Apr. 16, 1994	Feb. 16, 2019
Drake	0	5	0	Mar. 8, 2003	Feb. 23, 2019	<b>Louisville</b>	<b>1</b>	<b>1</b>	<b>0</b>	<b>Mar. 17, 2000</b>	<b>Mar. 10, 2011</b>
East Carolina	1	2	0	Apr. 15, 1994	May 21, 1999	Loyola-Chicago	5	5	0	Mar. 7, 1993	Mar. 9, 2017
<b>Eastern Illinois</b>	<b>45</b>	<b>39</b>	<b>0</b>	<b>Apr. 26, 1983</b>	<b>Apr. 3, 2021</b>	LSU	0	1	0	Mar. 18, 2017	Mar. 18, 2017
Eastern Kentucky	42	39	0	Apr. 4, 1993	May 15, 2021	Maine	4	2	0	Mar. 10, 1992	Mar. 10, 2019
Elmhurst College	2	0	0	Mar. 26, 1986	Mar. 26, 1986	Manhattan	1	0	0	Mar. 17, 1998	Mar. 17, 1998
Elon	0	2	0	Mar. 18, 2009	Mar. 18, 2009	Marshall	1	1	0	Mar. 17, 2003	Mar. 17, 2003
Emporia State	2	0	0	Mar. 12, 1986	Mar. 12, 1986	McKendree College	3	1	0	1981	May 1, 1989
Evansville	43	33	0	1982	Feb. 23, 2018	McNeese State	0	1	0	Feb. 19, 2010	Feb. 19, 2010
Fairfield	3	0	0	Mar. 6, 1989	Mar. 15, 1996	Memphis	3	7	0	Mar. 23, 2006	Mar. 17, 2018
						Meramec-St. Louis	1	1	0	1982	1982

OVC TOURNAMENT CHAMPIONS | 1994 • 1996 • 1997 • 1998 • 1999 • 2019

NCAA TOURNAMENT | 1999 • 2019



## 2022 SOUTHEAST MISSOURI SOFTBALL GUIDE


### SERIES RECORDS



Mercer	1	0	0	Mar. 24, 2001	Mar. 24, 2001	South Dakota	1	0	0	Mar. 18, 2018	Mar. 18, 2018
Miami (Ohio)	0	1	0	Feb. 24, 2012	Feb. 24, 2012	South Dakota State	2	0	0	Feb. 9, 2018	Feb. 8, 2019
Middle Tennessee	29	17	0	Apr. 13, 1993	Feb. 17, 2017	<b>Southeastern Louisiana</b>	<b>2</b>	<b>2</b>	<b>0</b>	<b>Feb. 27, 2015</b>	<b>Feb. 18, 2017</b>
Mineral Area CC	1	0	0	1982	1982	<b>Southern Illinois</b>	<b>24</b>	<b>71</b>	<b>1</b>	<b>Apr. 2, 1977</b>	<b>Mar. 31, 2021</b>
Minnesota-Duluth	1	0	0	1981	1981	Southern Indiana	17	2	0	Apr. 18, 1984	Apr. 23, 1991
<b>Mississippi</b>	<b>2</b>	<b>8</b>	<b>0</b>	<b>Mar. 6, 2001</b>	<b>May 18, 2019</b>	Southern Mississippi	1	0	0	Feb. 14, 2020	Feb. 14, 2020
Mississippi State	1	7	0	Apr. 14, 1984	Mar. 8, 2020	Southwest Baptist	5	7	0	Apr. 6, 1987	Apr. 16, 1991
Mississippi Valley State	3	0	0	Feb. 8, 2013	Mar. 6, 2020	Southwest Louisiana	0	2	0	Apr. 17, 1994	Apr. 14, 1995
Mississippi Women's	3	1	0	Apr. 17, 1987	Apr. 18, 1990	Stephen F. Austin	1	2	0	Mar. 11, 1986	May 9, 1986
Missouri	6	34	0	Apr. 18, 2017	Apr. 23, 2019	Syracuse	0	1	0	Mar. 25, 2000	Mar. 25, 2000
Missouri Baptist	4	0	0	Apr. 30, 1985	Apr. 30, 2014	Tarkio College	2	0	0	Mar. 17, 1986	Mar. 17, 1986
Missouri Southern	4	4	0	1981	Apr. 27, 1991	Temple	4	1	0	Mar. 9, 1992	Mar. 7, 1995
<b>Missouri State</b>	<b>9</b>	<b>28</b>	<b>0</b>	<b>1981</b>	<b>Mar. 14, 2019</b>	Tennessee	0	2	0	Feb. 20, 2021	Feb. 20, 2021
Missouri-St. Louis	27	15	0	1978	Mar. 15, 2014	<b>Tennessee State</b>	<b>62</b>	<b>10</b>	<b>0</b>	<b>Mar. 18, 1994</b>	<b>Mar. 23, 2019</b>
Missouri S&T	16	4	0	Apr. 29, 1982	Apr. 26, 1991	<b>Tennessee Tech</b>	<b>48</b>	<b>48</b>	<b>0</b>	<b>Apr. 3, 1992</b>	<b>Mar. 13, 2021</b>
Missouri Western	3	0	0	1981	Apr. 12, 1991	Texas A&M	0	1	0	Apr. 11, 1992	Apr. 11, 1992
<b>Morehead State</b>	<b>64</b>	<b>22</b>	<b>0</b>	<b>Apr. 22, 2017</b>	<b>Mar. 27, 2021</b>	Texas A&M-Corpus Christi	1	0	0	Mar. 18, 2000	Mar. 18, 2000
<b>Murray State</b>	<b>13</b>	<b>16</b>	<b>0</b>	<b>Apr. 17, 2019</b>	<b>May 2, 2021</b>	Texas Tech	1	1	0	Feb. 27, 2021	Feb. 28, 2021
<b>Nebraska</b>	<b>0</b>	<b>2</b>	<b>0</b>	<b>Mar. 18, 1999</b>	<b>Mar. 17, 2000</b>	Texas Woman's	0	1	0	1981	1981
Nebraska-Omaha	3	1	0	Apr. 1, 1989	Mar. 17, 2019	Toledo	1	1	0	Mar. 14, 2003	Feb. 9, 2019
Nebraska Wesleyan	0	1	0	1982	1982	Towson	0	1	0	Mar. 8, 2008	Mar. 8, 2008
<b>Nicholls State</b>	<b>0</b>	<b>3</b>	<b>0</b>	<b>1982</b>	<b>Feb. 23, 2013</b>	Troy	1	2	0	May 10, 1996	Feb. 15, 2020
North Carolina A&T	3	0	0	Mar. 7, 1992	Mar. 17, 2009	Truman State	8	12	0	Apr. 7, 1979	Apr. 19, 1991
North Dakota	0	1	0	1981	1981	Tulsa	0	1	0	Mar. 17, 2017	Mar. 17, 2017
North Dakota State	1	1	0	Mar. 18, 2014	Feb. 26, 2021	UNC Greensboro	2	2	0	Mar. 12, 1993	Mar. 14, 2003
Northern Colorado	1	0	0	Mar. 15, 2005	Mar. 15, 2005	UNC Wilmington	1	0	0	Mar. 10, 1994	Mar. 10, 1994
Northern Illinois	2	1	0	Mar. 1, 1998	Mar. 16, 2019	UT Arlington	0	1	0	Feb. 17, 2017	Feb. 17, 2017
Northern Iowa	10	7	0	Mar. 27, 1993	Feb. 9, 2019	<b>UT Martin</b>	<b>68</b>	<b>47</b>	<b>0</b>	<b>Mar. 25, 1986</b>	<b>May 5, 2021</b>
Northern Kentucky	3	2	0	Mar. 6, 1988	Mar. 8, 1990	Utah	0	1	0	Mar. 16, 2000	Mar. 16, 2000
Northwest Missouri	13	11	1	1981	Apr. 26, 1991	Utah State	0	1	0	Mar. 19, 2000	Mar. 19, 2000
Northwestern	1	1	0	Mar. 23, 1998	Mar. 23, 1998	Valparaiso	1	5	0	Mar. 18, 1992	Mar. 10, 2017
Northwestern State	2	3	0	Feb. 26, 2006	Feb. 9, 2013	Vermont	1	0	0	Mar. 19, 2004	Mar. 19, 2004
Ohio	1	2	0	Mar. 21, 1999	Mar. 4, 2018	Wayne State	2	5	0	Mar. 29, 1985	Apr. 13, 1991
Oklahoma	0	1	0	1981	1981	Western Carolina	0	1	0	Feb. 26, 2016	Feb. 26, 2016
Oklahoma Baptist	0	2	0	1982	1982	Western Illinois	1	2	1	Mar. 25, 1983	Feb. 25, 2018
Oklahoma State	0	2	0	1981	1981	<b>Western Kentucky</b>	<b>2</b>	<b>6</b>	<b>0</b>	<b>Mar. 24, 2000</b>	<b>Feb. 28, 2016</b>
Olivet College	1	0	0	Mar. 12, 1987	Mar. 12, 1987	Western Michigan	2	0	0	Mar. 9, 1988	Feb. 25, 2018
Oregon	0	1	0	Mar. 19, 1999	Mar. 19, 1999	West New England	1	0	0	Mar. 8, 1987	Mar. 8, 1987
Pittsburg State	4	4	0	1981	Apr. 16, 1991	<b>Wichita State</b>	<b>1</b>	<b>1</b>	<b>0</b>	<b>1982</b>	<b>Feb. 15, 2019</b>
Pittsburgh	0	1	0	Mar. 15, 2002	Mar. 15, 2002	William Woods	2	3	0	1981	Apr. 20, 1985
Portland State	1	0	0	Mar. 20, 1999	Mar. 20, 1999	Williams Baptist	2	0	0	Apr. 22, 2011	Apr. 22, 2011
Providence	1	0	0	Mar. 14, 1996	Mar. 14, 1996	Winthrop	0	1	0	Mar. 16, 2003	Mar. 16, 2003
Purdue Fort Wayne	3	0	0	Feb. 19, 2010	Feb. 14, 2020	Wisconsin	0	2	0	Mar. 25, 1983	Mar. 23, 2001
Quincy	6	1	0	Apr. 17, 1987	Apr. 20, 1991	Wright State	1	0	0	Mar. 22, 2005	Mar. 22, 2005
Quinnipiac	1	0	0	Mar. 10, 1991	Mar. 10, 1991	Xavier	1	0	0	Apr. 20, 1984	Apr. 20, 1984
Radford	1	0	0	Mar. 11, 1994	Mar. 11, 1994	Yale	2	0	0	Mar. 17, 1998	Mar. 16, 2005
Rider	0	1	0	Mar. 17, 2004	Mar. 17, 2004	2022 Opponents in <b>Bold</b>					
Robert Morris	2	0	0	Mar. 9, 1992	Mar. 12, 1992						
Sacramento State	1	4	0	Mar. 16, 1999	Mar. 18, 2000						
Sacred Heart	2	1	0	Mar. 8, 1987	Mar. 12, 2005						
Saginaw Valley State	1	0	0	Mar. 29, 1985	Mar. 29, 1985						
St. Cloud State	0	1	0	Mar. 7, 1990	Mar. 7, 1990						
Saint Joseph's	1	0	0	Mar. 6, 1989	Mar. 6, 1989						
<b>Saint Louis</b>	<b>74</b>	<b>28</b>	<b>0</b>	<b>1981</b>	<b>Apr. 14, 2021</b>						
Saint Peter's	1	0	0	Mar. 12, 2005	Mar. 12, 2005						
Samford	6	12	0	Apr. 15, 1995	Feb. 23, 2013						
Sam Houston State	0	5	0	Mar. 10, 1985	May 9, 1986						
San Jose State	0	1	0	Mar. 18, 1999	Mar. 18, 1999						
Siena	1	0	0	Mar. 7, 2003	Mar. 7, 2003						
<b>SIU Edwardsville</b>	<b>28</b>	<b>39</b>	<b>0</b>	<b>1981</b>	<b>Apr. 11, 2021</b>						
South Alabama	0	2	0	Feb. 25, 2011	Feb. 14, 2016						
South Carolina State	2	0	0	Feb. 21, 2020	Feb. 23, 2020						



#LETSSOAR



THIS IS THE OVC







## 2022 SOUTHEAST MISSOURI SOFTBALL GUIDE

### OVC HISTORY



**N**ow in its 74th year, the Ohio Valley Conference continues to build on the success that has made it the nation's eighth-oldest NCAA Division I conference.

Beth DeBauche was named the seventh full-time Commissioner in league history on July 28, 2009. The last three commissioners of the OVC have moved onto jobs as the commissioner of the Big Ten, Big 12 and the Mid-American Conferences.

The OVC's proud history dates back to 1948, but seeds for the new league were actually planted in 1941. It was then that Roy Stewart, the athletics director at Murray State, Charles "Turkey" Hughes, the athletics director at Eastern Kentucky, and Kelly Thompson, the public relations director at Western Kentucky, first broached the idea of forming a new conference. Discussions were put on hold by World War II, but reemerged February 27-28, 1948 at the Kentucky Hotel in Louisville as the three original institutions combined with Morehead State, Louisville and Evansville to form the OVC.

In the 1950s, the OVC became a pioneer on a much more significant scale socially. During times of racial segregation, league member Morehead State became one of the first non-traditionally black mid-southern institutions to accept a black student. In 1958 Marshall Banks earned athletically-related aid at Morehead, which signed a second black athlete, Howard Murphy, a year later. In 1961 Murphy earned all-conference recognition as a halfback in football. With racial barriers broken, the rest of the institutions in the league began to provide educational and athletic opportunities to African-Americans.

After Title IX legislation passed in 1972, women's athletics began

a rebirth on the national scene as the NCAA began sponsoring and marketing women's sports. Recognizing the need to provide increased opportunities for female athletes, the OVC began formulating plans for women's athletics in 1975 and established women's championships in the sports of basketball, tennis and track in 1977, with cross country and volleyball added over the next four years. Those sports were initially governed by the Association of Intercollegiate Athletics for Women (IAIW), but the overall strength of women's programs in the league was demonstrated by the automatic bids the OVC instantly received when the NCAA became the governing body in 1982. The conference added women's golf and softball in 1994 and women's soccer in 1998.

Through the past 73 years, 15 teams have won or shared the league's football title. The list is led by former member Eastern Kentucky, winner of 21 outright or shared football crowns. Former member Middle Tennessee is next with 11 titles and followed by Tennessee Tech with 10, former member Jacksonville State with nine and Murray State and former member Western Kentucky with eight apiece. Eastern Illinois has seven crowns while Austin Peay, Morehead State, Southeast Missouri, Tennessee State and former members Evansville and East Tennessee State have captured two apiece. UT Martin and former member Youngstown State have one title apiece.

Murray State and Evansville tied for the initial football championship, and the Racers participated in the first-ever bowl game by an OVC team, tying Sul Ross State 21-21 in the 1948 Tangerine Bowl. From 1948 to 1975, OVC teams played in 15

bowl games, winning eight of them. Eastern Kentucky and Western Kentucky were also participants in the NCAA Division II playoffs in the early and mid-1970s prior to the NCAA's reclassification of football programs into Division I-AA. The term "I-AA" lasted until the end of the 2006 season when it was changed to Division I Football Championship Subdivision (FCS).

The first Division I-AA/FCS football playoff was held in 1978 with only four teams, which is the only year through present day that the OVC did not field a playoff representative. In 1979, four of the nation's top teams were invited to the playoffs, and two of them - Eastern Kentucky and Murray State - were from the OVC. Murray dropped its semifinal game to Lehigh, but the Colonels nipped Nevada-Reno in double overtime and claimed the national championship a week later with a 30-7 victory over Lehigh. EKV was coached by former All-America quarterback Roy Kidd, who was in his 16th year at the helm of his alma mater and who skipped the Colonels to a second national title three years later. Following the 2002 season, Kidd retired after 39 years at EKV; upon retirement, he ranked sixth all-time among Division I coaches with 315 victories, earning him a spot in the College Football Hall of Fame.

In addition to Kidd, other coaching legends in the OVC include Charles "Bubber" Murphy, who coached at Middle Tennessee from 1947-1968, Western Kentucky's Jimmy Feix (1968-83), Wilburn Tucker (1954-67) and Don Wade (1968-82) of Tennessee Tech, Bill Ferguson (1967-77) of Murray State, Guy Penny (1959-67) of Morehead State and Boots Donnelly (1977-78 at Austin Peay; 1979-1998 at Middle Tennessee). Following the 2011

season Eastern Illinois head coach Bob Spoo retired after 25 years at the school (the last 16 as members of the OVC). In his time as an OVC coach he compiled 92 total victories (fifth-most in league history) and 68 OVC wins (fourth-most in league history) and was inducted into the OVC Hall of Fame in 2012. In 2016 former Murray State head coach Frank Beamer (1981-86) was inducted into the OVC Hall of Fame; he introduced his wide tackle six defense to the OVC and compiled a 43-23-2 record with the Racers before leaving for his alma mater Virginia Tech where he won 280 games in 29 seasons.

A sampling of former OVC football stars, some of whom were All-Americans during their collegiate careers before achieving stardom at the professional ranks, include Jim Youngblood and Larry Schreiber (Tennessee Tech), Phil Simms (Morehead State), Virgil Livers and Dale Lindsey (Western Kentucky), Myron Guyton and Chad Bratzke (Eastern Kentucky), Cortland Finnegan (Samford) and Tony Romo and Jimmy Garoppolo (Eastern Illinois). In 2008, former Tennessee State standout Dominique Rodgers-Cromartie became just the fourth NFL First Round draft pick in OVC history when he was selected 16th overall by the Arizona Cardinals. He would break into the starting lineup halfway through his rookie season and started at cornerback for the Cardinals in Super Bowl XLIII.

The 2007 season marked a return to scholarship football and the OVC for the Austin Peay Governors. Following the 1996 season the Governors dropped scholarship football and competed as both an independent (1997-00, 2006) and as a member of the Pioneer Football League (2001-05).

The 2007 season also brought



## 2022 SOUTHEAST MISSOURI SOFTBALL GUIDE

### OVC HISTORY



new vernacular to the Ohio Valley Conference and the division formerly known as I-AA. Beginning with the 2006 National Championship game the term I-AA was changed to NCAA Football Championship Subdivision (FCS) in a decision by the Division I Board of Directors. The new label was chosen to communicate in a positive and clear manner the unique differences between Division I football categories (chiefly, the post-season opportunity) while still defining them within the Division I experience. The FCS includes programs that compete in an effort to participate in the NCAA championship postseason structure (one of 90 NCAA national championships) as opposed to the Football Bowl Subdivision (FBS) which competes in an effort to participate in the postseason bowl system (the 40 NCAA-licensed events which includes the College Football Playoff).

In 2010 Southeast Missouri State, picked to finish seventh in the preseason poll, compiled a 7-1 Conference record on the way to its first OVC Championship since joining the league in 1991. Overall the Redhawks were 9-2 during the regular season and earned a berth in the FCS Playoffs, its first playoff berth at any level in the program's 104-year history. Southeast would lose to eventual national champion Eastern Washington in the second round of the playoffs. Head coach Tony Samuel capped the year by winning the Sports Network's Eddie Robinson Award, given to the National Coach of the Year. Samuel was the second OVC coach to win the award (joining Murray State's Houston Nutt who won the award in 1995).

In 2012 Eastern Illinois became just the fourth football team in OVC history to go from worst-to-first in

winning the OVC Championship. The Panthers were led by head coach Dino Babers who became just the fourth first-year head coach to win an OVC Championship (joining Boots Donnelly in 1977, Jason Simpson in 2006 and Dean Hood in 2008 – two others have since joined the group). During the year Eastern Illinois junior wide receiver Erik Lora shattered the FCS single-season receptions record, hauling in 136 passes in 12 games; that mark was 13 more than the previous NCAA record and 44 more than the previous OVC mark.

In 2013 Eastern Illinois repeated as OVC Champions behind Walter Payton Award winner Jimmy Garoppolo. The quarterback became just the second OVC player to earn the National Player of the Year Award, joining former EIU signal caller Tony Romo (2002). Garoppolo passed for 5,050 yards (second most in NCAA single-season history) and 53 touchdowns (fourth in NCAA history) in leading the Panthers to a 12-2 record and berth to the quarterfinals of the FCS Playoffs.

Garoppolo was drafted by the New England Patriots in the second round of the 2014 NFL Draft, becoming just the fifth OVC player selected in that round and just the fifth OVC quarterback ever selected (and first since 1998). Garoppolo was a part of Patriots teams that won Super Bowls in 2015 and 2017. In 2020 Garoppolo became just the eighth quarterback who played in the FCS (which began in 1978), to start a Super Bowl, taking the snaps for the San Francisco 49ers in Super Bowl LIV against the Kansas City Chiefs. The Chiefs would win, preventing Garoppolo from becoming only the fourth FCS quarterback to start and win a Super Bowl.

The 2013 season saw the OVC

snap a 19-game playoff losing streak dating back to the 2000 season. Tennessee State shutout Butler (marking the first OVC road playoff victory since 1986) to snap the streak while later that day Jacksonville State smashed Samford in the first round. A week later Eastern Illinois beat Tennessee State while Jacksonville State won at McNeese State to each advance to the quarterfinals; that marked the first time the OVC put two teams in the quarterfinals in the same season since 1991.

In 2015 Jacksonville State ascended to No. 1 in both major Top 25 polls, becoming the first OVC team to be ranked No. 1 since the 1999 season. The Gamecocks would go on to complete its second-straight 8-0 Conference mark and won three playoff games to become the first OVC team to advance to the Division I National Championship Game since 1982 (Eastern Kentucky). JSU lost to North Dakota State in the title game but finished the year 13-2 overall and ranked No. 2 in the final Top 25 polls. Head coach John Grass became the first OVC coach honored as the AFCA National Coach of the Year while quarterback Eli Jenkins was named the FCS ADA National Quarterback of the Year, finishing the year with 2,788 passing and 1,161 rushing yards (one of just three Division I quarterbacks – FBS or FCS – to achieve those numbers during the year).

Jenkins would conclude his career in 2016 with 3,796 rushing yards, the seventh-most ever by a FCS quarterback. Jenkins, who was named OVC Male Athlete of the Year in back-to-back seasons, capped his career with 11,448 yards of total offense, second-most in OVC history (behind only Garoppolo).

In 2017, Jacksonville State senior

defensive end Darius Jackson became the first OVC player to win the Buck Buchanan Award, given to the FCS National Defensive Player of the Year. Jackson tallied 51 tackles, 19.0 tackles-for-loss, 7.0 sacks, 19 quarterback hurries, 3 forced fumbles and 2 fumbles recoveries in 11 regular season games

2017 also saw the third OVC coach named the winner of the Eddie Robinson Award as the FCS National Coach of the Year. The honor went to Austin Peay second-year coach Will Healy who orchestrated a tremendous turnaround for the Gobs program. After going 0-11 during his initial season and starting 2017 with back-to-back losses to FBS opponents, the team's losing streak had reached 29 games and overall the team had won just one of its previous 48 games overall. But a win during week three catapulted the team to an 8-4 record and 7-1 OVC record and second-place league finish. The eight wins matched the school record, while the seven Conference wins established a new school record. Along the way the team snapped a 21-game OVC losing streak and a 45-game road losing streak and finished the year with four road victories, which was more than the program won in the previous nine years combined.

The OVC made it back-to-back Buck Buchanan Award winners in 2018, as Southeast Missouri junior linebacker Zach Hall took home the prestigious award. He finished the season with 168 tackles, the most of any FCS player and a new Southeast Missouri single-season record, while leading his team to just its second-ever playoff appearance.

In 2019, Austin Peay won a school record 11 games, claimed its first OVC Championship since





## 2022 SOUTHEAST MISSOURI SOFTBALL GUIDE

### OVC HISTORY



1977 and appeared in its first-ever FCS Playoffs, advancing to the quarterfinals. The Govs would finish the year ranked No. 8 in the national polls.

The 2020 Conference season was unprecedented in nature, as the COVID-19 pandemic postponed it until the spring, with teams playing a seven-game Conference schedule from February through April.

Football was not the only sport in which the OVC was quickly gaining respect. In 1955, the OVC became only the second six-member league nationally to earn an automatic bid to the prestigious NCAA Men's Basketball Tournament, which, at that time, was limited to only 24 participants. The Conference quickly proved worthy of that bid, as Morehead State defeated Marshall (107-92) and Wayne State (95-84) in the 1956 tournament.

Fifteen years later, former OVC member Western Kentucky became the first and only Conference team to reach the Final Four. The Hilltoppers defeated Jacksonville, Kentucky and Ohio State before losing to Villanova in double overtime in the national semifinals. WKU went on to finish in third place after beating Kansas 77-75 in the consolation game.

Since that time, the OVC has recorded some of the biggest upsets in the history of the NCAA Tournament. Perhaps the most famous moment came in 1987, when Austin Peay came from fourth place in the regular season to win the OVC Tournament and earn the league's automatic bid. The Governors drew powerful Illinois, and were such big underdogs, that ESPN broadcaster Dick Vitale promised to stand on his head if APSU won the game. After a 68-67 victory over the Illini, and a narrow 90-87 overtime loss to eventual Final Four participant Providence

in the second round, Vitale made good on his promise in a visit to Clarksville two months later.

Murray State added to the OVC's string of upsets in 1988 when it knocked off 14th-ranked North Carolina State, 78-75. The Racers' M&M Boys - Jeff Martin and Don Mann - combined for 39 points in the win. MSU nearly went on to the Sweet 16 that year, losing to eventual national champion Kansas, 61-58. A bank shot by Mann that would've given the Racers a one-point lead rolled off the rim with three seconds left. In 1990 as a No. 16 seed, Murray State took No. 1 seed Michigan State into overtime before falling 75-71. More recently, Murray State has dominated the OVC Tournament, reaching the championship game every year in the 1990's. The Racers' 17 OVC Tournament Championships are the most among all OVC schools.

After former member Middle Tennessee State won a first round game in 1989, the league had a drought as no other OVC team won a NCAA Tournament game for the next 19 years. But Morehead State, coming off a thrilling double overtime OVC Tournament victory over Austin Peay, topped Alabama State 58-43 in the 2009 Opening Round game at University of Dayton Arena in Dayton, Ohio. The game was played in front of an Opening Round record crowd of 11,346 and included many MSU fans who made the three-hour drive from Morehead for the game.

In 2009-10, Murray State made OVC history by winning a record 31 games (31-5) on its way to the league's regular season and tournament championships. In the first round of the NCAA Tournament, the No. 13 seed Racers topped Vanderbilt in thrilling fashion when senior Danero Thomas hit a jumper as time expired to lift

MSU to a 66-65 victory. It marked the first OVC team to advance to the second round of the NCAA Tournament since 1989 and snapped a skid of 71-straight losses to Southeastern Conference foes (dating back to 2000-01). In the second round, the Racers pushed eventual national runner-up Butler to the brink before losing 54-52.

In 2010-11 Morehead State would make it three NCAA Tournament wins in as many years for the league and got a bit of revenge for the 2009 tournament loss to Louisville in the process. After finishing second in the regular season and winning the OVC Tournament Championship, the No. 13 seeded Eagles were shipped to Denver to play the in-state foe Cardinals. MSU jumped out to a 15-2 advantage but were down four points (61-57) with just over a minute to play in regulation. After two free throws from two-time OVC Player of the Year Kenneth Faried, the Eagles held for one final shot attempt and senior Demonte Harper pulled up off a cross-over dribble to nail a 3-pointer with 4.3 seconds left that gave Morehead State a 62-61 lead. UofL had one last attempt but Faried blocked the Cardinals last shot, giving MSU the win, its first over Louisville since the 1956-57 season.

In 2011-12 Murray State put together one of the greatest seasons in OVC history, beginning the year 23-0 (an all-time OVC best) and being ranked as high as No. 7 in the coaches poll on Feb. 6. The squad was the first OVC team to be nationally-ranked since Murray State was ranked in 1997-98; in addition, the top 10 ranking was the first for an OVC team since the 1970-71 campaign (WKU). The Racers would top nationally-ranked Memphis and Saint Mary's during the season and win the league's

regular season and tournament championships. MSU earned a No. 6 seed in NCAA Tournament, the highest-ever seed for an OVC team since the NCAA began seeding the field in 1979. The Racers would top Colorado State 58-41 in the second round before falling to Marquette in the third round. Murray State would win 31 games overall, tying the OVC all-time record the Racers set in 2009-10.

After the Murray State win in 2011-12, the league had won NCAA Tournament games in four-straight seasons, something that had never happened in league history (three-game winning streaks from 1960-62 and 1987-89 had been the previous best streaks). Over that time period (2009-12) the OVC was one of just nine conferences nationally to win a NCAA Tournament game in each season and one of only three non-BCS leagues (joining the Atlantic 10 and WCC) to do so.

In 2013-14 Murray State won five games to claim the CollegeInsider.com Postseason Tournament (CIT) and in the process became the first OVC men's basketball team to ever play games in the month of April.

The 2014-15 season saw five OVC men's basketball teams earn postseason bids, the most in league history, and a year later (2015-16) that number was eclipsed with six teams making national postseason tournaments.

For just the second time in league history (the other being 1987), the OVC placed two teams in the NCAA Tournament in 2019, as Murray State won the OVC Tournament crown for the second-straight season and Belmont earned an at-large bid after going 26-5 overall (16-2 OVC) with a NET ranking of 47. As a No. 11 seed, Belmont would top Temple in the Opening Round in Dayton (its first-ever NCAA Tournament victory)



## 2022 SOUTHEAST MISSOURI SOFTBALL GUIDE

### OVC HISTORY



before narrowly falling to Maryland in the next round, while No. 12 seed Murray State crushed Marquette 83-64 in the first round (the second-biggest margin of victory ever by a 12 seed over a No. 5 seed in tournament history) before losing to Florida State. It marked the first time since 1971 that the OVC had two wins in the same NCAA Tournament and marked the first time two different OVC teams won a tournament game in the same year.

In 2007-08, UT Martin guard Lester Hudson became the first men's Division I player to record a quadruple-double in a game, when he registered 25 points, 12 rebounds, 10 assists and 10 steals in a victory over Central Baptist College. Hudson, who ranked fourth in scoring nationally as a junior, returned for his senior season in 2008-09 and was second nationally in scoring (behind Davidson's Stephen Curry) at 27.5 points a contest. Hudson earned numerous honors (including OVC Player of the Year and OVC Male Athlete of the Year in each 2008 and 2009 and All-American status from several outlets) before being drafted by the Boston Celtics with the No. 58 pick of the 2009 NBA Draft.

During the 2010-11 year, Faried, the nation's leading rebounder during the season, became the NCAA's Modern Era (since 1973) career rebounding leader, totaling 1,673 rebounds which passed Tim Duncan for the record (he is 11th all-time in NCAA history). Faried also finished his career with 86 double-doubles, second all-time to only Duncan. He is one of only six players in NCAA history to finish with 2,000-plus career points (2,009) and 1,600-plus career rebounds. Faried was drafted 22nd overall by the Denver Nuggets in the 2011 NBA Draft, becoming the first OVC player selected in the

first round since Tennessee State's Carlos Rogers 1994.

Murray State guard Isaiah Canaan, a first-team All-American in 2011-12, capped his illustrious career in 2012-13 by becoming just the 17th player in OVC history to score 2,000 or more career points. Canaan, who was a key part of Murray State NCAA Tournament victories in both 2010 and 2012, earned a pair of OVC Player of the Year honors (2012 and 2013) during his career as well as being named OVC Freshman of the Year (2010), OVC Tournament MVP (2010) and OVC Male Athlete of the Year (2012). He was drafted by the Houston Rockets with the 34th overall pick (No. 2 pick of the second round) of the 2013 NBA Draft.

In 2014-15 Murray State became just the fifth OVC men's team to complete a perfect Conference season (16-0). The Racers were led by sophomore Cameron Payne who was named OVC Men's Basketball Player of the Year, OVC Male Athlete of the Year and earned third-team All-American honors from CBSSports.com. Following the season Payne declared for the NBA Draft, becoming the first sophomore in OVC history to do so and one of just four OVC players all-time to enter and stay in the draft with eligibility remaining. Payne was selected in the lottery by the Oklahoma City Thunder (pick No. 14 overall), making him just the ninth First Round NBA Draft pick in OVC history.

Austin Peay made history in winning the 2016 OVC Men's Basketball Tournament as the Governors became the first No. 8 seed to claim the championship. APSU had to win its final two regular season games just to qualify for the event and then won four games in four days to capture its fifth tournament crown. Along the

way the Govs topped a No. 5 seed, No. 4 seed, No. 1 seed and No. 2 seed and were paced by MVP Chris Horton who averaged 22.5 points, 14.0 rebounds and 3.5 assists/game during the event including a 37-point, 21-rebound and 30-point, 16-rebound performance during the run.

In 2016, former Belmont All-American and 2012-13 OVC Co-Player of the Year Ian Clark became the first former OVC player to advance to the NBA Finals since former Tennessee State star Anthony Mason played for the New York Knicks in 1994. Clark was part of a Golden State Warriors team that won an NBA record 73 regular season games but lost in Game 7 of the Finals. A year later, Clark was part of the Warriors team that topped Cleveland to win the 2017 NBA Championship, becoming the first OVC player to win the crown since 1970-71 (Murray State's Dick Cunningham and Western Kentucky's Greg Smith with the Milwaukee Bucks).

Murray State guard Ja Morant put together arguably the greatest season in League history in 2018-19, earning first-team consensus All-American honors (only the third player in OVC history to achieve that feat joining WKU's Clem Haskins in 1967 and WKU's Jim McDaniels in 1971) while becoming the first player since the NCAA began officially tracking assists (1983-84) to average 20-plus points (24.5) and 10-plus assists (10.0) in the same season. Morant, who won the Bob Cousy Award as the nation's top point guard, finished the year with 331 assists, the sixth-most in NCAA single-season history. During the year he had three triple-doubles (including just the ninth in NCAA Tournament history) and became the first Division I player in 20 years to record 40

points, 11 assists and five steals in a regulation game.

Morant was picked No. 2 overall by the Memphis Grizzlies in the 2019 NBA Draft, equaling the highest-ever draft pick in OVC history (tied with Eastern Kentucky's Jim Baechtold who went No. 2 in 1952). Overall he was just the third NBA Lottery Pick (which began in 1985) in OVC history. Belmont senior Dylan Windler was selected by the Cleveland Cavaliers No. 26 overall in the 2019 NBA Draft, giving the OVC two First Round picks in the same draft for only the second time in history (Western Kentucky's Tom Marshall and Jack Turner were selected with the seventh and eighth picks of the First Round in 1954). Overall Morant and Windler were the 10th and 11th players in OVC history to be First Round NBA Draft Picks.

Morant was named the 2019-20 NBA Rookie of the Year after averaging 17.8 points, 7.3 assists, 3.9 rebounds and 0.9 steals per game in 67 contests. He hit 47.7 percent from the field and 77.6 percent at the free throw line in leading the Grizzlies to more wins and a ninth place finish in the Western Conference (after the team finished 12th the previous year). Dating back to 1983-84, he is one of just three players to attend a non-Power 5 college to win the award, joining Damian Lillard of Weber State (2012-13) and Larry Johnson of UNLV (1991-92).

During the 2020-21 season, Austin Peay's Terry Taylor became just the fifth player in OVC history with 2,000 career points and 1,000 career rebounds. In addition, Taylor is the only player in OVC history to rank in the Top 10 in both career scoring and career rebounding. Taylor was named OVC Player of the Week 17 times during his career, establishing an OVC record.



## 2022 SOUTHEAST MISSOURI SOFTBALL GUIDE

### OVC HISTORY



Through its 73 years, 13 teams have won or shared the league's regular season men's basketball title. Murray State heads the list with a Conference-record 27 outright or shared basketball crowns. Other past champions include former member Western Kentucky (19), Morehead State (9), Austin Peay (8), Tennessee Tech (7), Belmont (7), former member Eastern Kentucky (6), former member Middle Tennessee (5), Tennessee State (2), former member East Tennessee State (2), Southeast Missouri State (1), UT Martin (1) and former member Akron (1).

Among the coaching greats in men's basketball have been Western Kentucky's E.A. Diddle, who retired with 759 victories and 10 OVC titles; John Oldham, who was a member of the very first All-OVC squad and went on to win seven OVC crowns during his coaching tenure at Tennessee Tech and Western Kentucky; Paul McBrayer, who guided Eastern Kentucky to 219 wins and three OVC crowns; and Cal Luther, who is the only person in Conference history to win men's basketball Coach of the Year honors at two league schools - Murray State and UT Martin. Following the 2016-17 season, Austin Peay's Dave Loos retired as the winningest coach in OVC history (he passed Luther for that crown in 2009-10). Loos, a five-time OVC Coach of the Year, finished his career with 420 wins in 27 years at Austin Peay (including a 258-194 OVC record) and 502 total wins in 31 years as a head coach. Loos was inducted into the OVC Hall of Fame in 2018. Belmont's Rick Byrd retired following the 2018-19 season with 805 career victories in 38 seasons (33 with the Bruins). In seven seasons in the OVC Byrd compiled a 168-62 record (97-19 in conference

play) and won five OVC regular season crowns, two tournament titles and four OVC Coach of the Year awards (second all-time only to Loos).

There have been an equal number of great players including Western Kentucky's Clem Haskins, who is the only three-time OVC Player of the Year. Several players have won OVC Player of the Year honors twice: Western Kentucky's Jim McDaniels (1969-70 and 1970-71), Murray State's Les Taylor (1971-72, 1972-73), Jeff Martin (1987-88, 1988-89), Popeye Jones (1989-90, 1990-91) and Marcus Brown (1994-95, 1995-96), Austin Peay's Otis Howard (1976-77, 1977-78), Middle Tennessee's Jerry Beck (1980-81, 1981-82), Akron's Joe Jakubick (1982-83, 1983-84), Tennessee State's Carlos Rogers (1992-93, 1993-94), UT Martin's Lester Hudson (2007-08, 2008-09), Morehead State's Kenneth Faried (2009-10, 2010-11), Murray State's Isaiah Canaan (2011-12, 2012-13), Belmont's Evan Bradds (2015-16, 2016-17) and Austin Peay's Terry Taylor (2019-20, 2020-21).

The OVC also has the honor of being the only conference to boast the nation's leaders in scoring, rebounding and assists all in one season. That feat was accomplished in 1991-92 by Morehead State's Brett Roberts (28.1 ppg), Murray State's Popeye Jones (14.4 rpg) and Tennessee Tech's Van Usher (8.8 apg).

In 2018, the OVC once again served as host for the NCAA Division I Men's Basketball Championship First and Second Rounds at Bridgestone Arena in Nashville. It marked the fourth-time the OVC served as hosts of the event (2000, 2005, 2012 and 2018).

Tennessee Tech has won or shared 18 regular-season women's basketball championships in

addition to nine OVC Tournament crowns; both are tops in OVC history. UT Martin added its name to the list of championship by capturing its first OVC Tournament title in 2011 and also winning championships in 2012, 2013 and 2014. The Skyhawks became just the fourth team in OVC history (and first since Austin Peay from 2000-03) to win four-straight tournament titles, while Belmont joined that club after winning its fourth-straight title in 2019 (2016-19).

Several coaches have made their mark in the history of OVC women's basketball. Former Tennessee Tech coach Marynell Meadors posted an amazing 363-139 (72.3%) record at Tech, becoming the first woman in NCAA or AIAW history to win 300 games at the same institution, while former Tennessee State skipper Teresa Phillips earned National Coach of the Year honors from USA Today in 1990 for turning around the Lady Tigers' program before going on to lead TSU to the NCAA Tournament in 1994 and 1995. Phillips was inducted into the OVC Hall of Fame in 2021 after completing a career in administration that saw her serve as TSU's Director of Athletics from 2002 through 2019. Tennessee Tech coach Bill Worrell capped a stellar 20-year career in 2005-06 and was inducted into the OVC Hall of Fame in 2007; he compiled a 408-190 record while leading the Golden Eagles to an unprecedented 16 OVC regular-season titles and eight NCAA Tournament appearances, including five straight from 1989-93. Larry Joe Inman, who retired at the conclusion of the 2007-08 season and was inducted into the OVC Hall of Fame in 2009, won more than 100 games at both Middle Tennessee and Eastern Kentucky, and earned OVC Coach of the Year honors a record eight times - five

times at ECU and three at MTSU. In 2012-13 Inman came out of retirement to take the Tennessee State job; in 2014-15 he led the Lady Tigers to its first OVC Tournament Championship since 1995. Inman once again retired following the 2016-17 season, with 545 career victories.

Many great players have graced the hardwood over the years, including former OVC Players of the Year Brooke Armistead and Gerlonda Hardin from Austin Peay, Pam Chambers, Jerilyn Harper, Cheryl Taylor, Angela Moorehead, Roschelle Vaughn, Diane Seng, Janet Holt and Emily Christian from Tennessee Tech; Morehead State's Donna Murphy, Priscilla Blackford and Chynna Bozeman; Eastern Kentucky's Kim Mays; Southeast Missouri's Gray C. Harris; Murray State's Ashley Hayes; UT Martin's Heather Butler, Jasmine Newsome and Chelsey Perry; and Belmont's Darby Maggard.

Morehead State center Brittany Pittman set new school, league and NCAA standards for blocked shots in 2008-09. Pittman swatted 164 shots during the season, setting a new NCAA single-season record (which has since been broken).

In 2012-13 the UT Martin duo of Jasmine Newsome and Heather Butler finished fifth and sixth nationally among NCAA scoring leaders. Newsome, the 2012 and 2013 OVC Player of the Year, averaged 22.6 points per game on the way to All-American honors while Butler averaged 22.4 points per contest. Butler set a NCAA record during the season by connecting on a 3-pointer in her 80th-straight game.

In 2013-14 Butler and Newsome capped their brilliant careers by ranking first and second in scoring in OVC history. Butler, the 2013-14 OVC Female Athlete of the Year,





## 2022 SOUTHEAST MISSOURI SOFTBALL GUIDE

### OVC HISTORY



finished her career with 2,865 points, which ranked first in OVC and 16th in NCAA history. She also finished her career with 392 career 3-pointers (which was tied for the most in NCAA history following her career but now ranks second) and scored in double figures in all 129 career games, which ranks fifth in NCAA history. Following the season Butler was signed by the WNBA's San Antonio Stars where she became the first OVC player to make an active WNBA roster. Newsome capped her career with 2,566 points, second only to Butler in OVC history.

The league also had another historical moment in November 2008 when the NCAA awarded Nashville the 2014 NCAA Women's Division I Final Four. The OVC served as the host of the prestigious event, which is one of the biggest sporting events the city of Nashville can host. The event was held April 6 and 8 at Bridgestone Arena in downtown Nashville and was played in front of sold-out crowds for both the semifinals and championship as UConn topped Notre Dame in a battle of undefeated teams to win its ninth national title.

In 2017-18, Belmont completed its second-straight undefeated league season, increasing its winning streak in Conference games (both regular season and tournament) to 46 games. The Bruins were ranked in both the USA Today Coaches Poll and Associated Press Poll during the year, becoming the first OVC team to be nationally-ranked since 1992-93. The Bruins finished the year ranked No. 23 in the AP poll.

Belmont guard Darby Maggard capped her career in 2018-19 by earning her fourth-straight first-team All-OVC honor in addition to earning her fourth-straight OVC All-Tournament honors. She became

the first player in NCAA history to make at least 400 3-pointers and dish out at least 650 assists in a career while her 92.4 percent career free throw percentage ranks first in NCAA history, her 2.77 assist-to-turnover ratio is third and her 430 made 3-pointers is fourth. She was one of just 19 players in OVC history to reach 2,000 career points (2,031) and she finished her career third in OVC history for assists (683). After the season Maggard finished as the national runner-up at the College 3-Point Championship.

In 2020-21, Belmont would become the first OVC women's basketball team to win a NCAA Tournament game since 1990 (Tennessee Tech), topping Gonzaga 64-59 in the first round in San Marcos, Texas.

UT Martin's Chelsey Perry, a two-time OVC Player of the Year, was selected 26th overall by the Indiana Fever in the third round of the 2021 WNBA Draft. It marked the highest-ever selection for an OVC player and the first UTM player selected in the Draft. Perry would end up making the Fever's roster and appear in regular season games.

Over its 73 years, OVC teams have garnered national championships and bowl games in football, along with national team or individual titles in the sports of rifle, cross country, track and golf.

The OVC has also produced several Olympic athletes, including Murray State's Morgan Hicks, who was a member of the 2004 United States Olympic Rifle Team and Morehead State's Brian Shimer who competed in five Winter Olympics in bobsled (winning a bronze medal in 2002) and coached the 2010 United States bobsled team to its first gold medal since 1948. Former Morehead State football and Eastern Kentucky track and field athlete Dallas Robinson competed with the U.S.

bobsled team during the 2014 Sochi Winter Olympics. In addition, some of the greatest players in professional sports were educated at OVC institutions. The list includes former greats such as football's Phil Simms (Morehead State) and Tony Romo (Eastern Illinois), basketball's Clem Haskins (Western Kentucky) and Kenneth Faried (Morehead State) and two-sport star Steve Hamilton (Morehead State) to present-day standouts like basketball players Ja Morant (Murray State), Robert Covington (Tennessee State) and Chelsey Perry (UT Martin), football player Jimmy Garoppolo (Eastern Illinois) and baseball player Alec Mills (UT Martin), who threw a no-hitter for the Chicago Cubs in 2020. Hamilton is the only athlete to ever play in the NCAA Basketball Championship, a Major League Baseball World Series (New York Yankees) and an NBA Championship Series (Los Angeles Lakers).

The OVC's first volleyball tournament was held in 1981, the same year Eastern Kentucky began a string of six-straight tournament crowns. Former ECU skipper Dr. Geri Polvino compiled a 627-439 record in 32 seasons as head coach of the Colonels, earning OVC Coach of the Year honors eight times. More recently, former Austin Peay coach Cheryl Holt and former Southeast Missouri skipper Cindy Gannon also earned their peers' recognition multiple times with four awards each.

Throughout the last 38 years, 11 different teams have won an OVC regular-season or tournament volleyball crown. Since joining the league in 1991, Southeast Missouri has dominated the scene, winning seven of its eight regular-season titles during the 1990's, including five straight from 1993-97. The Redhawks have

also won six tournament crowns (1994, 1996, 1998, 1999, 2000, 2019). Jacksonville State won back-to-back OVC Tournament Championships (2005, 2006) including going through the OVC undefeated (16-0) in 2006 and winning a NCAA Tournament match in 2010, the league's first NCAA victory since 2000.

Following the 2007 season, Jacksonville State's Abbey Breit was named the OVC Offensive Player of the Year for the third-straight season, becoming the first player in OVC history to accomplish that feat. She was later joined by Murray State's Scottie Ingram who won three-straight awards from 2014-16. Four other individuals - Eastern Kentucky's Angela Boykins (1985-86), Morehead State's Dayle Hammontree (1988-89), Southeast Missouri's Tuba Meto (1996-97) and Morehead State's Amy Almond (2001-02) - were back-to-back winners of the award.

Morehead State won its fourth-straight OVC volleyball regular season championship in 2013. Over that four-year period (2010-13) the Eagles compiled an impressive 67-3 league record.

During the 2020-21 season, Morehead State would compile a 15-1 record during the Conference-only spring season, top Jacksonville State in the OVC Tournament Championship match and go on to knock off Creighton 3-2 in the First Round of the NCAA Tournament. It marked the first NCAA win for the Eagles program.

Beach volleyball was introduced as the OVC's 19th-Championship sport prior to the 2020 campaign. That season was cut short due to the COVID-19 pandemic, making the 2021 season the first to be played to completion. Morehead State would finish 9-1 in league play to claim the regular season crown. The first-ever



## 2022 SOUTHEAST MISSOURI SOFTBALL GUIDE

### OVC HISTORY



OVC Championship was hosted by UT Martin and saw Austin Peay knock off the host Skyhawks to claim the title.

In 2007, Eastern Kentucky's Jacob Korir won his fourth-straight Conference cross country title becoming just the third OVC student-athlete and 13th athlete nationally to accomplish that feat. Korir was a three-time All-American in cross country, earning two top-10 finishes at the NCAA Cross Country Championship. The Nairobi, Kenya, native was also named a track and field All-American twice during his career, was selected as the OVC Male Athlete of the Year in 2006-07 and received the NCAA post graduate scholarship in 2008.

In 2011 the Eastern Kentucky men's cross country team earned a national ranking in the USTFCCA poll, climbing to as high as No. 17; the ranking was the highest for an OVC team since the polls began in the early 1980s. The ECU men would qualify for the NCAA Championship, becoming the first OVC team to reach the national championship meet since 1980. Eastern Kentucky finished 26th overall at the event as junior Soufiane Bouchikhi was 47th in a field of 252 runners. On the women's side Eastern Kentucky senior Lydia Kosgei became the first ECU woman to ever qualify for the NCAA Championship and went on to finish 37th at the national meet to earn All-American honors.

A year later (2012) the ECU men's cross country team was ranked as high as No. 11 nationally and finished 24th at the NCAA Championship. Wade Meddles led the team with a 38th place finish at the event while Bouchikhi was 40th. In 2013 Eastern Kentucky placed 15th at the NCAA Championship, the highest national finish for an OVC team since 1980. Soufiane

Bouchikhi capped his career by winning his fourth-straight OVC Championship and earning National Runner of the Week honors during the season. Bouchikhi finished 26th at the NCAA Championship in 2013, earning All-American honors for the second-straight season. In 2014 ECU qualified for its fourth-straight NCAA Championship and finished 23rd overall and in 2015 earned its fifth-straight bid and finished 17th overall. ECU is only the second OVC team to ever qualify for five-straight NCAA Championships (ETSU being the other).

In 2016, Eastern Kentucky's Charlotte Imer finished 31st at the NCAA Championship, the second-highest finish ever by an OVC female (trailing only a 24th place finish by Samford's Lauren Blankenship in 2007).

In 2017, the Eastern Kentucky women's team earned its first national ranking as well as becoming the first OVC women's team to qualify for the NCAA Championship. The Colonels finished 23rd at the National Championship meet.

Following the 2017-18 season, long-time coaches Tom Akers (Eastern Illinois) and Rick Erdmann (Eastern Kentucky) retired. The duo combined for 118 OVC Championships and 115 OVC Coach of the Year Awards.

In 2007 the Conference had two teams in the NCAA Women's Soccer Tournament for the first time in league history, as former OVC member Samford earned an at-large selection while Southeast Missouri was the Conference's automatic bid.

Former Austin Peay standout and 2012 OVC Soccer Player of the Year Tatiana Ariza represented her native country of Colombia in both the 2012 Summer Olympics in London (earning a start against

the United States) as well as the 2015 FIFA Women's World Cup. In the 2015 event she assisted on the first World Cup goal in her country's history and in the following match helped her team to a 2-0 victory over France, giving Colombia its first-ever win at the event.

In 2016 SIUE turned in a major upset in the first round of the NCAA Division I Soccer Championship, advancing on penalty kicks 5-4 over No. 11-ranked Notre Dame. The Cougars became just the second OVC team to advance to the second round (joining Samford who topped Vanderbilt on penalty kicks in 2005).

For the first time under the current format, OVC men's golfers qualified for the NCAA National Championship in back-to-back years in 2013 and 2014. Austin Peay's Dustin Korte advanced from the regional to the national championship in 2013 (finishing 116th overall) while APSU's Marco Iten won the Auburn Regional in 2014 to qualify for the National Championship (finishing 55th). In 2015 OVC three individual men's golfers competed in the NCAA Regionals (one automatic berth and two at-large berths) in addition to the Eastern Kentucky team; the three individuals were the most from the OVC to qualify in one year under the current format.

In April 2016 Danny Willett won The Masters Championship in Augusta, Georgia. The former JSU standout, who was the 2006 OVC Freshman of the Year and the 2007 OVC Championship Medalist, entered the final round tied for fifth, three shots behind 2015 champion Jordan Spieth after rounds of 70-74-72. In the final round Willett fired a 5-under par round of 67 to finish at 283 (-5) and top the field by three shots. He became just the eighth player in Masters' history to win the

event in his first or second start and just the second Englishman to win the event.

Prior to 2018, no female women's golf had earned an at-large spot in the NCAA Regionals field. That changed when Jacksonville State junior Valentina Giraldo and Eastern Kentucky junior Elsa Moberly earned two of the 24 at-large spots in the NCAA field.

Another first for women's golf came in 2019 as Murray State senior Linette Holmslykke became the first OVC female golfer to qualify for the National Championship after finishing second at the Auburn Regional with a three round total of 211 (-5). Holmslykke finished 54th at the National Championship in addition to winning the NCAA's Elite 90 Award for having the highest G.P.A. among those competing at the Championship.

In 2009 it was OVC softball that accomplished several firsts as UT Martin (tournament champion) and Jacksonville State (at-large) were each selected for the NCAA Championship. Jacksonville State would take it a step farther by winning the Knoxville Regional (beating No. 13 national seed Tennessee along the way) to become the first OVC softball program to advance to a Super Regional. Jax State would fall to No. 4 Alabama in that Super Regional but finished the season 43-16 (19-2 OVC) and ranked 21st nationally in the ESPN.com/USA Softball poll and 24th nationally in the USA Today/NFCA poll.

In 2016 the OVC Softball Championship was held at a neutral site for the first time, as it was played at Choccolocco Park in Oxford, Alabama.

The league's baseball presence has continued to evolve since its inception. The OVC baseball tournament moved to a neutral



## 2022 SOUTHEAST MISSOURI SOFTBALL GUIDE

### OVC HISTORY



site for the first time in 2001 with Paducah, Kentucky and Brooks Stadium hosting the tournament in front of raucous crowds. The success of the tournament led to Jackson, Tennessee and The Ballpark at Jackson (the home of the Seattle Mariner's Class AA affiliate) – hosting the event for the first time in 2010. The championship moved to Choccolocco Park in Oxford, Alabama for two years (2017-18) before agreeing to a stay at Rent One Park in Marion, Illinois (home of the Frontier League Southern Illinois Miners) in 2019 and returning to Jackson in 2021.

The OVC also has made a statement in the NCAA Baseball Championship in recent years, with its teams involved in several memorable contests in the last decade. Tennessee Tech surprised Wake Forest in the opening round of the 2001 tournament and Southeast Missouri stunned host Alabama in the opening round of the 2002 championship. Five years later, Austin Peay captured the collegiate baseball world's attention by taking Vanderbilt, the 2007 No. 1 overall seed, to extra innings. Eastern Illinois pushed host Nebraska to the limit in 2008 followed by Tennessee Tech's memorable contest against host Clemson in 2009.

After not making the OVC Tournament field in either 2009 or 2010, Austin Peay, who was picked to finish seventh in the 2011 preseason poll, won the regular season and tournament championships to garner its fourth NCAA Tournament appearance. In the first game of NCAA Regional play the Govs knocked off host and No. 1 seed Georgia Tech 2-1.

In 2012 Austin Peay completed a "repeat squared" (back-to-back regular season and tournament championships) for the first-time in OVC history. The Govs would go on

to top Indiana State and Cal State Fullerton at the Eugene Regional, before falling to host Oregon in the regional final. It marked the first time since the 2000 season (Middle Tennessee) that an OVC team had won multiple NCAA Tournaments games in the same season.

Austin Peay completed a "3-Peayt" by winning its third-straight OVC Tournament crown in 2013. Along the way the Govs garnered the first nationally-ranking by an OVC team since 2009 (climbing to as high as 21st nationally) and tied the OVC single-season record with 47 victories. The Govs earned the No. 2 seed in the NCAA Bloomington Regional, becoming the first OVC team in the current regional format (since 1999) to earn anything other than a No. 4 seed. The squad topped Florida and Valparaiso to advance to the regional final for the second-straight season before losing to host Indiana. Govs senior closer Tyler Rogers was a big part of his team's success during the year, setting the NCAA single-season record for saves (23 – a mark that was later eclipsed during the College World Series).

In 2016 six OVC teams reached the 30-win plateau for the first time in league history; the previous single-season high had been four teams.

In 2017 the league could have been named the "Offensive Valley Conference" as teams combined for 753 home runs during the season, the most in league history. That was highlighted by a record 50 combined home runs being hit in 13 games at the OVC Tournament. Included in that was Morehead State sophomore Niko Hulsizer who hit his 27th home run of the season, establishing a new OVC single-season record.

In 2018 Tennessee Tech had

a 28-game winning streak in becoming a consensus nationally-ranked team across the six major Division I polls (reaching as high as No. 10, an all-time high rank by an OVC team). The Golden Eagles won a record 27 OVC games after losing in the OVC Tournament Championship game, became the first OVC team to earn an at-large berth into the NCAA Baseball Championship. Tech would go on to win three-straight elimination games in the Oxford Regional (including back-to-back games on the same day against host and No. 4 national seed Ole Miss) to become the first OVC team to reach the Super Regionals. The Golden Eagles would win game one against Texas before eventually losing two-straight to the Longhorns. Tennessee Tech finished the season with an OVC record 53 overall victories.

In 2018, a record 16 OVC players were selected in the Major League Baseball First-Year Player Draft (breaking the previous record of 12). Among the 16 players were eight Tennessee Tech players, a new record for an OVC school in a single-season.

In 2020, former Belmont standout Matt Beaty was on the 28-man active roster for Los Angeles as the Dodgers topped Tampa Bay four games to two to capture the World Series Championship. In the process he became the first former OVC player on an active roster for a World Series champion.

In 2021 Eastern Illinois shortstop Trey Sweeney was selected in the first round of the MLB Draft by the New York Yankees while Southeast Missouri pitcher Dylan Dodd was selected in the third round. Sweeney was just the third first round pick in OVC history, and he had Dodd were two of just 11 top three round selections from the league all-time;

it marked the first time the league had two top three round picks in the same draft.

A first in the OVC occurred in 2008, when the league had a first round draft pick in both the NFL (Tennessee State's Dominique Rodgers-Cromartie) and Major League Baseball (Eastern Kentucky's Christian Friedrich) Drafts in the same school year. A year later (2009) the league had a Major League Baseball First Round Compensation Round pick (Eastern Illinois' Tyler Kehrner who was No. 48 overall) and NBA Second Round pick (UT Martin's Lester Hudson) in the same season.

In March 2020 due to the COVID-19 public health emergency, spring sports were canceled across the OVC and the NCAA (including all winter and spring NCAA Championships). Conference play for Fall 2020 sports (football, soccer, volleyball, cross country) was pushed to the spring which saw every OVC Championship successfully completed in just a 112-day span (and all but one taking place in a 90-day span).

The playing field is not the only place where OVC athletes are working hard. The league also recognizes excellence in the classroom. Six Scholar-Athlete Awards are presented yearly to male and female athletes, while others are commended for their academic success by being Medal of Honor recipients or earning a spot on the Commissioner's Honor Roll. Additionally, the league annually presents one institutional Academic Achievement Award, as well as separate team awards in each Conference-sponsored sport. Since the College Sports Information Directors of America (CoSIDA) Academic All-America program began, the Ohio Valley Conference has had 298 student-





## 2022 SOUTHEAST MISSOURI SOFTBALL GUIDE

### OVC HISTORY



athletes honored with the award.

Through the early years of the league, administrators wrestled with fan behavior due to the close proximity of the Conference members and the intense rivalries which developed. Just as it did decades ago, the OVC took the leadership role on what has become a national issue. In 1995, the OVC implemented a first-of-its-kind "Sportsmanship Statement," a policy which promotes principles of fair play, ethical conduct and respect for one's opponent. The statement has become a model for others to follow across the nation and has answered the challenge of the NCAA Presidents Commission to improve sportsmanship in collegiate athletics.

Additionally, the OVC annually presents the Steve Hamilton Sportsmanship Award, in honor of the former Morehead State student-athlete, coach and athletics director, to a junior or senior student-athlete with significant athletic contributions who best exemplifies the characteristics of sportsmanship and citizenship. Most recently, the Conference has also implemented the OVC Institutional and Team Sportsmanship Awards, which are presented to one institution and 18 sport-specific teams voted by their peers to have best exhibited the standards of sportsmanship and ethical conduct as outlined by the OVC and NCAA.

The vision of leadership demonstrated by the Founding Fathers in 1948 remains alive today as the Ohio Valley Conference prepares for the future. One example is in regard to the current trend in collegiate athletics administration for increased involvement of university presidents in setting policies and making rules. The presidents of OVC institutions,

however, have always governed the Conference, long before presidential governance became a national theme.

The Ohio Valley Conference sponsors the following sports: baseball, basketball, cross country, football, golf, tennis and track for men, and basketball, cross country, golf, soccer, softball, tennis, track, volleyball and beach volleyball for women. In addition, the OVC also sponsors the combined men's and women's sport of rifle.

Now in its seventh decade of competition, the Ohio Valley Conference has grown significantly from its humble beginnings while increasing the number of athletics opportunities it provides for students. Current league representatives include charter members Morehead State University and Murray State University, along with Austin Peay State University, Belmont University, Eastern Illinois University, Southeast Missouri State University, Southern Illinois University Edwardsville, Tennessee State University, Tennessee Technological University and the University of Tennessee at Martin. The University of Tennessee at Chattanooga is an affiliate member for the sport of beach volleyball.



## 2022 SOUTHEAST MISSOURI SOFTBALL GUIDE

### OVC MAP





## 2022 SOUTHEAST MISSOURI SOFTBALL GUIDE

### 2021 FINAL STATISTICS



#### 2021 Standings

	<u>OVC</u>	<u>Pct.</u>	<u>Overall</u>	<u>Pct.</u>
Southeast Missouri	23-6	.793	30-17	.638
Eastern Kentucky	22-9	.710	35-17	.673
Austin Peay	22-11	.667	27-16	.628
Jacksonville State	21-13	.618	24-25	.490
SIUE	18-14	.562	18-21	.462
Murray State	19-15	.559	22-29	.431
Eastern Illinois	16-14	.533	25-19	.568
UT Martin	16-15	.516	27-19	.587
Tennessee Tech	13-20	.394	18-30	.375
Belmont	11-20	.355	15-26	.366
Tennessee State	5-26	.161	9-33	.214
Morehead State	3-26	.103	11-30	.268



#### Batting Average

UT Martin .....	309
<b>Southeast Missouri .....</b>	<b>289</b>
SIUE.....	285
Eastern Illinois.....	284
Austin Peay.....	277

#### Slugging Percentage

Eastern Illinois.....	480
<b>Southeast Missouri .....</b>	<b>474</b>
UT Martin .....	460
Eastern Kentucky .....	418
Austin Peay.....	403

#### On-Base Percentage

<b>Southeast Missouri .....</b>	<b>369</b>
Eastern Illinois.....	363
UT Martin .....	359
Eastern Kentucky .....	353
Austin Peay.....	348

#### Runs Scored

Eastern Kentucky .....	246
UT Martin .....	236
Eastern Illinois.....	224
<b>Southeast Missouri .....</b>	<b>223</b>
Austin Peay.....	202

#### Hits

UT Martin .....	398
<b>Southeast Missouri .....</b>	<b>359</b>
Eastern Kentucky .....	342
Jacksonville State .....	337
Eastern Illinois.....	328

#### Runs Batted In

Eastern Kentucky .....	230
Eastern Illinois.....	209
<b>Southeast Missouri .....</b>	<b>204</b>
UT Martin .....	202
Austin Peay.....	175

#### Doubles

UT Martin .....	74
Eastern Kentucky .....	65
Murray State.....	58
<b>Southeast Missouri .....</b>	<b>55</b>
Austin Peay.....	54

#### Triples

Belmont.....	12
Tennessee State.....	11
Austin Peay.....	10
UT Martin .....	10
Jacksonville State .....	8

#### Home Runs

Eastern Illinois.....	56
<b>Southeast Missouri .....</b>	<b>54</b>
Eastern Kentucky .....	46
Jacksonville State .....	38
UT Martin .....	34

#### Total Bases

UT Martin .....	594
<b>Southeast Missouri .....</b>	<b>590</b>
Eastern Illinois.....	554
Eastern Kentucky .....	551
Jacksonville State .....	519

#### Total Plate Appearances

Eastern Kentucky .....	1551
Jacksonville State .....	1544
Murray State.....	1513
UT Martin .....	1452
<b>Southeast Missouri .....</b>	<b>1432</b>

#### At Bats

Murray State.....	1335
Jacksonville State .....	1331
Eastern Kentucky .....	1318
Tennessee Tech.....	1298
UT Martin .....	1290

#### Walks

Eastern Kentucky.....	168
<b>Southeast Missouri .....</b>	<b>141</b>
Jacksonville State .....	124
Eastern Illinois.....	122
Belmont.....	120

#### Hit By Pitch

Jacksonville State .....	38
Morehead State.....	37
Eastern Kentucky .....	34
Murray State.....	28
Eastern Illinois.....	27

#### Strikeouts

Belmont.....	298
Eastern Kentucky .....	292
Murray State.....	282
Tennessee State.....	237
<b>Southeast Missouri .....</b>	<b>237</b>

#### SAC Bunts

UT Martin .....	53
Jacksonville State .....	37
SIUE.....	24
Tennessee State.....	23
Murray State.....	23

#### SAC Flies

Eastern Kentucky.....	19
SIUE.....	16
Jacksonville State .....	13
Murray State.....	13
Austin Peay.....	12

#### Stolen Bases

Eastern Illinois.....	77
Murray State.....	67
Morehead State.....	67
SIUE.....	64
UT Martin .....	61

#### Earned Run Average

Murray State.....	2.61
<b>Southeast Missouri .....</b>	<b>2.76</b>
UT Martin .....	2.93
Jacksonville State .....	3.30
Austin Peay.....	3.32

#### Opposing Batting Average

<b>Southeast Missouri .....</b>	<b>.213</b>
Jacksonville State .....	.237
UT Martin .....	.238
Murray State.....	.247
Tennessee Tech.....	.251

#### Innings Pitched

Murray State.....	351.2
Jacksonville State .....	342.0
Eastern Kentucky .....	338.2
Tennessee Tech.....	317.0
UT Martin .....	307.2

#### Batters Struck Out

Jacksonville State .....	320
<b>Southeast Missouri .....</b>	<b>285</b>
UT Martin .....	266
Murray State.....	265
Eastern Kentucky .....	257

#### Batters Struck Out Looking

<b>Southeast Missouri .....</b>	<b>69</b>
Austin Peay.....	59
Murray State.....	57
Jacksonville State .....	54
UT Martin .....	54

#### Wins

Eastern Kentucky .....	33
<b>Southeast Missouri .....</b>	<b>30</b>
Austin Peay.....	27
UT Martin .....	27
Eastern Illinois.....	25





## 2022 SOUTHEAST MISSOURI SOFTBALL GUIDE

### 2021 FINAL STATISTICS



#### Losses

Tennessee State.....	33
Morehead State.....	30
Tennessee Tech.....	30
Murray State.....	29
Belmont.....	26

#### Saves

<b>Southeast Missouri .....</b>	<b>8</b>
Austin Peay.....	7
Murray State.....	4
Eastern Kentucky.....	4
Three tied with.....	3

#### Runners Picked Off

Jacksonville State.....	2
SIUE.....	2
Six tied with.....	1

#### Hits Allowed

<b>Southeast Missouri .....</b>	<b>247</b>
SIUE.....	276
UT Martin.....	278
Austin Peay.....	284
Tennessee Tech.....	308

#### Runs Allowed

<b>Southeast Missouri .....</b>	<b>139</b>
Austin Peay.....	147
SIUE.....	157
Murray State.....	163
UT Martin.....	166

#### Earned Runs Allowed

<b>Southeast Missouri .....</b>	<b>121</b>
UT Martin.....	129
Murray State.....	131
Austin Peay.....	134
Eastern Illinois.....	141

#### Walks Allowed

Eastern Illinois.....	64
Murray State.....	84
<b>Southeast Missouri .....</b>	<b>88</b>
Tennessee State.....	90
Austin Peay.....	96

#### Home Runs Allowed

UT Martin.....	35
Jacksonville State.....	43
<b>Southeast Missouri .....</b>	<b>44</b>
Eastern Kentucky.....	45
SIUE.....	45

#### Batting Average

Lexi Osowski, APSU.....	.425
Sammi Miller, ECU.....	.400
Ava Bieneman, SIUE.....	.396
Shyanne Sheffield, UTM.....	.378
Cheyenne Cavanaugh, BEL.....	.376

#### Slugging Percentage

<b>Ashley Ellis, SEMO.....</b>	<b>.762</b>
Megan Burton, EIU.....	.759
Kaitlyn Kelley, UTM.....	.742
Haley Mitchell, EIU.....	.661
<b>Kaylee Anderson, SEMO.....</b>	<b>.652</b>

#### On-Base Percentage

Sammi Miller, ECU.....	.503
Rachel Anderson, SEMO.....	.476
Lexi Osowski, APSU.....	.472
Cheyenne Cavanaugh, BEL.....	.437
Shyanne Sheffield, UTM.....	.432

#### Runs Scored

Sammi Miller, ECU.....	50
Megan Burton, EIU.....	43
Kaci Fuller, UTM.....	37
Lexi Osowski, APSU.....	35
Alana Cobb-Adams, SIUE.....	34

#### Hits

Sammi Clark, ECU.....	62
Paige Clark, UTM.....	58
Kaci Fuller, UTM.....	55
Jada Terry, JSU.....	54
Lexi Osowski, APSU.....	54

#### Runs Batted In

Kaitlyn Kelley, UTM.....	48
Megan Burton, EIU.....	46
<b>Ashley Ellis, SEMO.....</b>	<b>46</b>
Jada Terry, JSU.....	43
Kelsey Gross, APSU.....	41

#### Doubles

Sierra Gilmore, MUR.....	17
Sammi Miller, ECU.....	13
Alexus Jimmerson, JSU.....	12
Aalia Bivens, UTM.....	12
Four tied with.....	11

#### Triples

Cheyenne Cavanaugh, BEL.....	7
Bailey Shorter, APSU.....	4
Kaci Fuller, UTM.....	4
Five tied with.....	3

#### Home Runs

<b>Ashley Ellis, SEMO.....</b>	<b>19</b>
Megan Burton, EIU.....	18
Kaitlyn Kelley, UTM.....	17
<b>Kaylee Anderson, SEMO.....</b>	<b>14</b>
Haley Mitchell, EIU.....	13

#### Total Bases

Kaitlyn Kelley, UTM.....	112
Megan Burton, EIU.....	110
Ashley Ellis, SEMO.....	99
Jada Terry, JSU.....	99
Sammi Miller, ECU.....	96

#### Walks

<b>Jillian Anderson, SEMO.....</b>	<b>30</b>
Sammi Miller, ECU.....	28
Carly Robinson, ECU.....	27
Hannah Cravens, EIU.....	23
<b>Rachel Anderson, SEMO.....</b>	<b>22</b>

#### Stolen Bases

Morgan Lewis, EIU.....	23
Kirya Kingery, MOR.....	22
Jensen Striegel, MUR.....	21
Kaci Fuller, UTM.....	21
Three tied with.....	19

#### Total Plate Appearances

Sammi Miller, ECU.....	191
Logan Braundmeier, MUR.....	183
Mackenzie Fitzgerald, TTU.....	177
Sierra Gilmore, MUR.....	176
Lily Fischer, MUR.....	176

#### At Bats

Mackenzie Fitzgerald, TTU.....	171
Logan Braundmeier, MUR.....	166
Jessie Lowery, TTU.....	164
Jada Terry, JSU.....	157
Kaci Fuller, UTM.....	157

#### Earned Run Average

Alexis Groet, UTM.....	1.36
Jordan Benefiel, APSU.....	2.03
Hannah James, MUR.....	2.21
Tori Peterson, ECU.....	2.22
Kelsey Gross, APSU.....	2.23

#### Opposing Batting Average

Callie Piper, TTU.....	.158
<b>Amanda Hansen, SEMO.....</b>	<b>.182</b>
<b>Rachel Rook, SEMO.....</b>	<b>.191</b>
Hannah James, MUR.....	.200
Kaylee Anderson, SEMO.....	.200

#### Innings Pitched

<b>Rachel Rook, SEMO.....</b>	<b>163.0</b>
Lennon Spicer, MOR.....	157.0
Alyssa Arden, TTU.....	155.1
Hannah James, MUR.....	152.1
Jade Montgomery, EIU.....	142.0

#### Batters Struck Out

<b>Rachel Rook, SEMO.....</b>	<b>196</b>
Hannah James, MUR.....	158
Nicole Rodriguez, JSU.....	140
Alexis Groet, UTM.....	118
Reagan Watkins, JSU.....	115

#### Wins

<b>Rachel Rook, SEMO.....</b>	<b>20</b>
Tori Peterson, ECU.....	15
Alexis Groet, UTM.....	13
Mollie Paulick, ECU.....	12
Two tied with.....	10

#### Saves

Kelsey Gross, APSU.....	4
Jenna Veber, MUR.....	4
<b>Rachel Rook, SEMO.....</b>	<b>4</b>
<b>Marisa Davis, SEMO.....</b>	<b>3</b>
Five tied with.....	2

#### Appearances

Jenna Veber, MUR.....	39
<b>Rachel Rook, SEMO.....</b>	<b>35</b>
Hannah James, MUR.....	35
Alyssa Arden, TTU.....	32
Tori Peterson, ECU.....	32

#### Games Started

Hannah James, MUR.....	28
<b>Rachel Rook, SEMO.....</b>	<b>28</b>
Alyssa Arden, TTU.....	26
Jade Montgomery, EIU.....	25
Tori Peterson, ECU.....	25

#### Losses

Lennon Spicer, MOR.....	19
Alyssa Arden, TTU.....	15
Raven Loveless.....	14
Jade Montgomery, EIU.....	13
Jenna Veber, MUR.....	13

#### 2021 Ranking



## 2022 SOUTHEAST MISSOURI SOFTBALL GUIDE

### OVC TOURNAMENT



#### 2022 OVC Softball Championship Format

##### Wednesday, May 11

**Game 1:** #6 Seed vs. #7 Seed, TBA (ESPN+)

**Game 2:** #5 Seed vs. #8 Seed, TBA (ESPN+)

**Game 3:** #3 Seed vs. Winner Game 1, TBA (ESPN+)

**Game 4:** #4 Seed vs. Winner Game 2, TBA (ESPN+)

*Note: Losers of Games 1 and 2 are eliminated*

##### Thursday, May 12

**Game 5:** #2 Seed vs. Winner Game 3, TBA (ESPN+)

**Game 6:** #1 Seed vs. Winner Game 4, TBA (ESPN+)

**Game 7:** Game 4 Loser vs. Game 5 Loser, TBA (ESPN+)

**Game 8:** Game 3 Loser vs. Game 6 Loser, TBA (ESPN+)

##### Friday, May 13

**Game 9:** Winner Game 7 vs. Winner Game 8, TBA (ESPN+)

**Game 10:** Winner Game 5 vs. Winner Game 6, TBA (ESPN+)

**Game 11:** Winner Game 9 vs. Loser Game 10, TBA (ESPN+)

##### Saturday, May 14

**Game 12:** Winner Game 10 vs. Winner Game 11, TBA (ESPN+)


**Game 13:** Game 12 Repeated, TBA (if necessary) (ESPN+)

The 2022 Ohio Valley Conference Softball Championship will be held May 11-14 at Choccolocco Park in Oxford, Alabama.

It marks the 28th time the Championship has been held and the sixth-straight year it has been held at the neutral site in Oxford instead of at the site of the No. 1 seed.

In 2019, Southeast Missouri topped three-time defending champion Jacksonville State in back-to-back games to claim the title, its sixth overall and first since 1999.

SEMO was the No. 1 seed in the 2021 OVC Tournament, where it fell to Eastern Kentucky in the championship.





#LETSSOAR

RECORDS







## 2022 SOUTHEAST MISSOURI SOFTBALL GUIDE HONORS & AWARDS



### Southeast Missouri Softball All-Americans



**Jayne Creek**  
First-Team, 1981



**Lisa Foster**  
First-Team, 1989



**Traci Eudaley**  
Second-Team



**Karen Hudson**  
Second-Team, 1991



**Alice Marler**  
Second-Team, 1991



**Rachel Anderson**  
Third-Team, 2019

### Southeast Missouri Softball Academic All-Americans



**Connie Simmons**  
1987



**Cathy Retherford**  
1990



**Christine Engelhardt**  
1997, 1998, 1999



**Jenny Oermann**  
1998, 1999



**Mykaela Arellanes**  
Third-Team, 2019



**Rachel Anderson**  
First-Team, 2020

### NFCA Midwest Region Coaching Staff of the Year

Southeast Missouri.....2019

### OVC Coach of the Year

Lana Richmond.....1995  
Lana Richmond.....1996  
Lana Richmond.....1997  
Lana Richmond.....1998  
Lana Richmond.....2009  
Mark Redburn .....2019  
Mark Redburn .....2021

### OVC Female Athlete of the Year

Kim Palmer.....1996-97  
Jenny Oermann.....1998-99

### OVC Player of the Year

Lisa Kraxner, C.....1996  
Kim Palmer, OF.....1997  
Jenny Oermann, INF.....1999  
Jenny Doehring, UT .....2001  
Rachel Anderson, CF.....2019

### OVC Pitcher of the Year

Sara Reichert .....1995  
Sara Reichert .....1996  
Sara Reichert .....1998  
Rachel Rook.....2021

### OVC Freshman of the Year

Megan McDonald, INF.....2005  
Rachel Anderson, OF.....2017

### OVC First-Team Selections

Amy Evers, INF.....1994  
Robyn Sitzes, OF.....1994  
Jodi Smith, OF.....1994  
Lisa Kraxner, C.....1995  
Lesley Mueller, OF.....1995  
Jodi Smith, OF.....1995  
Sara Reichert, P.....1995  
Lisa Kraxner, INF.....1996  
Jenny Oermann, INF.....1996  
Kim Palmer, OF.....1996  
Jodi Smith, OF.....1996  
Sara Reichert, P.....1996  
Debbie Schmelz, P.....1996  
Jenny Oermann, INF.....1997  
Chris Shetley, OF.....1997  
Christine Engelhardt, P.....1997  
Jenny Oermann, INF.....1998  
Kim Palmer, OF.....1998  
Chris Shetley, OF.....1998  
Debbie Schmelz, P.....1998  
Jenny Oermann, INF.....1999  
Debbie Schmelz, P.....1999  
Renee Enos, INF.....2000  
Jenny Doehring, UT .....2000  
Renee Enos, INF.....2001  
Jenny Doehring, UT .....2001  
Jennifer Cobin, C.....2002

Brooke Nett, INF.....2003  
Kelly Birk, UT.....2004  
Megan McDonald, INF.....2005  
Michelle Summers, OF.....2005  
Megan McDonald, INF.....2006  
Michelle Summers, INF.....2007  
Megan McDonald, INF.....2008  
Michelle Summers, INF.....2008  
Carmen Fowler, INF.....2011  
Alexis Anderson, OF.....2013  
Savannah Carpenter, UT/DP.....2014  
Kayla Fortner, OF.....2015  
Savannah Carpenter, INF.....2016  
Rachel Anderson, OF.....2017  
Rachel Anderson, OF.....2018  
Rachel Anderson, OF.....2019  
Ashley Ellis, INF.....2019  
Haley Thogmartin, P.....2019  
Rachel Anderson, OF.....2021  
Ashley Ellis, INF.....2021  
Rachel Rook, P.....2021

### OVC Second-Team Selections

Shelly Trieb, INF.....1994  
Nicole Mortimer, P.....1994  
Amy Evers, INF.....1995  
Janis Swiderski, INF.....1995  
Traci Wren, UT.....1995  
Kelly Heatherington, INF.....1996  
Janis Swiderski, INF.....1996  
Erin Frazier, UT.....1996  
Kendra Williams, INF.....1997  
Tami Hebert, INF.....1997  
Renee Enos, INF.....1998  
Michelle Frank, INF.....1998  
Christine Engelhardt, P.....1998  
Renee Enos, INF.....1999  
Kelsey White, OF.....1999  
Christine Engelhardt, P.....1999  
Brooke Nett, INF.....2001  
Courtney Eklund, OF.....2001  
Brooke Nett, INF.....2002  
Courtney Eklund, OF.....2002  
Kelly Birk, UT.....2003  
Jamie Birk, OF.....2004  
Kelly Birk, UT.....2005  
Lindsay Pickering, OF.....2006  
Stephanie Huffman, UT.....2006  
Megan McDonald, INF.....2007  
Lindsay Pickering, OF.....2007  
Giana Zimmerman, P.....2009  
Nicole Troncoso, INF.....2009  
Jennifer Vasquez, OF.....2009  
Alora Marble, P.....2011  
Renee Kertz, INF.....2011  
Evan Sallis, INF.....2012  
Lindsey Patterson, 1B.....2015  
Sarah Messex, INF.....2018  
Abby Tillotson, C.....2018  
Claudia Gallo, OF.....2019



## 2022 SOUTHEAST MISSOURI SOFTBALL GUIDE

### HONORS & AWARDS



#### OVC All-Newcomer Team Selections

Lauren Bradley, INF.....	2006
Jenn Monaghan, INF.....	2006
Stacia Dopudja, P/INF.....	2007
Giana Zimmerman, P/INF.....	2009
Nicole Troncoso, INF.....	2009
Alora Marble, P.....	2011
Cheyenne Gipson, OF.....	2011
Alexis Anderson, OF.....	2013
Chelsea Smith, C.....	2013
Haylee Krack, INF.....	2014
Madeline Krumrey, P.....	2015
Rachel Anderson, OF.....	2017
Mykaela Arellanes, OF.....	2017
Jillian Anderson, OF.....	2021
Katie Dreiling, DP.....	2021

#### OVC Honorable Mention Selections

Amy Evers, INF.....	1996
Ricki DeArmon, OF.....	1998
Emmy Kisaka, INF.....	1999
Emmy Kisaka, INF.....	2000
Jennifer Dippel, P.....	2000
Emmy Kisaka, INF.....	2001
Reagan Hamlin, INF.....	2002

#### OVC Tournament MVP

Amy Evers, INF.....	1996
Kendra Williams, C.....	1997
Jenny Oermann, INF.....	1998
Kelsey White, OF.....	1999
Mykaela Arellanes, OF.....	2019

#### OVC All-Tournament Team

Julie Davis, INF.....	1994
Gail Salger, INF.....	1994
Leslie Mueller, OF.....	1994
Jodi Smith, OF.....	1994
Nicole Mortimer, UT.....	1994
Kim Staffey, UT.....	1994
Lisa Kraxner, C.....	1995
Lisa Kraxner, C.....	1996
Janis Swiderski, INF.....	1996
Amy Evers, INF.....	1996
Jodi Smith, OF.....	1996
Sara Reichert, P.....	1996
Kendra Williams, C.....	1997
LeeAnn Gryncewicz, INF.....	1997
Kim Palmer, OF.....	1997
Debbie Schmelz, P.....	1997
Jenny Oermann, INF.....	1998
Kim Palmer, OF.....	1998
Chris Shetley, OF.....	1998
Christine Engelhardt, P.....	1998
Jenny Oermann, INF.....	1999
Renee Enos, INF.....	1999
Kelsey White, OF.....	1999
Christine Engelhardt, P.....	1999
Debbie Schmelz, At-Large.....	1999
Courtney Eklund, OF.....	2000
Kelsey White, OF.....	2000
Jenny Doehring, At-Large.....	2000

Emmy Kisaka, At-Large.....	2001
Brooke Nett, INF.....	2002
Brooke Nett, INF.....	2003
Alana Bagby-Leonard, P/INF.....	2003
Alana Bagby-Leonard, INF.....	2004
Lindsay Pickering, OF.....	2004
Victoria Torrez, INF.....	2005
Lindsay Pickering, OF.....	2005
Kelly Birk, UT.....	2005
Lindsey Webb, C.....	2006
Giana Zimmerman, P.....	2009
Jennifer Vasquez, OF.....	2009
Carmen Fowler, INF.....	2009
Alora Marble, P.....	2011
Evan Sallis, OF.....	2011
Shelby Kuryllo, C.....	2011
Mykaela Arellanes, OF.....	2019
Rachel Anderson, OF.....	2019
Haley Thogmartin, P.....	2019
Addison Barnouski, INF.....	2019
Kaylee Anderson, OF.....	2021
Rachel Anderson, OF.....	2021
Ashley Ellis, INF.....	2021

#### OVC Player of the Week

Amy Evers.....	3/22/94
Lisa Kraxner.....	3/20/95
Kelly Heatherington.....	4/24/95
Kim Palmer.....	4/7/97
Chris Shetley.....	4/15/97
Jenny Oermann.....	3/30/98
Chris Shetley.....	4/5/98
Kim Palmer.....	4/13/98
Jenny Oermann.....	3/29/99
Kelsey White.....	4/5/99
Renee Enos.....	4/17/00
Renee Enos.....	4/23/01
Alana Bagby-Leonard.....	3/10/03
Megan McDonald.....	4/11/05
Michelle Summers.....	3/13/06
Michelle Summers.....	3/27/06
Amber Peterson.....	4/2/07
Michelle Summers.....	4/23/07
Lauren Bradley.....	5/7/07
Michelle Summers.....	3/31/08
Alex Ramirez.....	4/27/09
Jennifer Vasquez.....	5/4/09
Renee Kertz.....	2/15/10
Kayla Fortner.....	2/16/15
Kayla Fortner.....	3/23/15
Rachel Anderson.....	2/13/17
Addison Barnouski.....	3/26/18
Rachel Anderson.....	3/18/19
Rachel Anderson.....	4/8/19
Ashley Ellis.....	3/15/21
Ashley Ellis.....	3/29/21

#### OVC Pitcher of the Week

Nicole Mortimer.....	4/7/94
Sara Reichert.....	3/27/95
Sara Reichert.....	4/10/95
Sara Reichert.....	4/24/95

Sara Reichert.....	3/25/96
Sara Reichert.....	4/22/96
Debbie Schmelz.....	3/30/98
Debbie Schmelz.....	4/20/98
Debbie Schmelz.....	3/29/99
Christine Engelhardt.....	4/19/99
Jennifer Dippel.....	4/17/00
Jenny Doehring.....	4/24/00
Amy Fahnstock.....	4/4/05
Elaine Fisher.....	5/9/05
Elaine Fisher.....	4/3/06
Stephanie Huffman.....	4/10/06
Giana Zimmerman.....	4/27/09
Giana Zimmerman.....	5/4/09
Whitney Dupuis.....	2/15/10
Haley Thogmartin.....	2/18/19
Haley Thogmartin.....	4/8/19
Haley Thogmartin.....	4/15/19
Rachel Rook.....	5/6/19
Rachel Rook.....	3/22/21
Rachel Rook.....	3/29/21

#### OVC Medal of Honor

\* The OVC Medal of Honor is given annually to the student-athlete(s) who achieve the highest GPA in a Conference-sponsored sport.

Amy Evers.....	1995-96
Lisa Kraxner.....	1995-96
Christine Engelhardt.....	1996-97
Erin Frazier.....	1996-97
Christine Engelhardt.....	1997-98
Kim Palmer.....	1997-98
Christine Engelhardt.....	1998-99
Alisha Liley.....	1998-99
Anne Trieb.....	1998-99
Kelly Birk.....	2001-02
Brooke Nett.....	2001-02
Jamie Birk.....	2003-04
Victoria Torrez.....	2004-05
Melissa Van Velkinburgh.....	2004-05
Lindsey Woodworth.....	2006-07
Megan McDonald.....	2006-07
Lindsey Woodworth.....	2007-08
Whitney Dupuis.....	2009-10
Giana Zimmerman.....	2009-10
Whitney Dupuis.....	2010-11
Taylor Cowan.....	2011-12
Renee Kertz.....	2011-12
Lindsey Patterson.....	2011-12
Summer Burger.....	2012-13
Nicole Deering.....	2013-14
Renee Terry.....	2013-14
Nicole Deering.....	2014-15
Nicole Deering.....	2016-17
Madeline Krumrey.....	2016-17
Mackenzie Long.....	2016-17
Kaylee Anderson.....	2017-18
Mykaela Arellanes.....	2017-18
Madison Harris.....	2017-18
Kaylee Anderson.....	2018-19
Rachel Anderson.....	2018-19

Mykaela Arellanes.....	2018-19
Rachael Donald.....	2018-19
Mackenzie Long.....	2018-19
Rachel Rook.....	2018-19
Kaylee Anderson.....	2019-20
Rachel Anderson.....	2019-20
Alexis Estes.....	2019-20
Anna Griffin.....	2019-20
Abby Rollet.....	2019-20
Katie Dreiling.....	2020-21
Kelby Robinson.....	2020-21
Abby Rollet.....	2020-21

#### OVC Commissioner's Honor Roll

\* To be listed on the OVC Commissioner's Honor Roll, recipients must have achieved at least a 3.25 GPA and have been eligible and on the team throughout the competitive season in their chosen NCAA-sponsored sport or sports.

Rebecca Albersson.....	1993-94
Amy Blattel.....	1993-94
Amy Evers.....	1993-94
Kara Heuring.....	1993-94
Amy Johannsen.....	1993-94
Theresa Largent.....	1993-94
Karen Matzenbacher.....	1993-94
Nikki Mortimer.....	1993-94
Lesley Mueller.....	1993-94
Jodi Smith.....	1993-94
Kim Staffey.....	1993-94
Shelly Trieb.....	1993-94
Julie Davis.....	1994-95
Amy Evers.....	1994-95
Erin Frazier.....	1994-95
Amy Johannsen.....	1994-95
Lisa Kraxner.....	1994-95
Karen Matzenbacher.....	1994-95
Nikki Mortimer.....	1994-95
Lesley Mueller.....	1994-95
Jodi Smith.....	1994-95
Traci Wren.....	1994-95
Christine Engelhardt.....	1995-96
Amy Evers.....	1995-96
Erin Frazier.....	1995-96
Lisa Kraxner.....	1995-96
Jill Lekovich.....	1995-96
Karen Matzenbacher.....	1995-96
Karen Noel.....	1995-96
Jenny Oermann.....	1995-96
Ashley Roberts.....	1995-96
Debbie Schmelz.....	1995-96
Jodi Smith.....	1995-96
Janis Swiderski.....	1995-96
Ann Wilson.....	1995-96
Christine Engelhardt.....	1996-97
Erin Frazier.....	1996-97
Karen Matzenbacher.....	1996-97
Karen Noel.....	1996-97
Jenny Oermann.....	1996-97
Kim Palmer.....	1996-97



## 2022 SOUTHEAST MISSOURI SOFTBALL GUIDE

### HONORS & AWARDS



Debbie Schmelz.....1996-97	Jamie Birk.....2003-04	Kaitlin Wallace.....2010-11	Rachel Anderson.....2017-18
Ann Wilson.....1996-97	Kelly Birk.....2003-04	Stefanie Barnes.....2011-12	Mykaela Arellanes.....2017-18
Christine Engelhardt.....1997-98	Marie Coode.....2003-04	Alene Bethel.....2011-12	Addison Barnouski.....2017-18
Erin Frazier.....1997-98	Florence Davison.....2003-04	Shea Cothren.....2011-12	Randi Dae Conway.....2017-18
Alisha Liley.....1997-98	Stacey DeClue.....2003-04	Taylor Cowan.....2011-12	Rachael Donald.....2017-18
Jenny Oermann.....1997-98	Jessica Hunter.....2003-04	Cheyenne Gipson.....2011-12	Alexis Estes.....2017-18
Kim Palmer.....1997-98	Stephanie Mata.....2003-04	Renee Kertz.....2011-12	Claudia Gallo.....2017-18
Debbie Schmelz.....1997-98	Amy Thompson.....2003-04	Katy McAllister.....2011-12	Madison Harris.....2017-18
Anne Trieb.....1997-98	Victoria Torrez.....2003-04	Lindsey Patterson.....2011-12	Mackenzie Long.....2017-18
Christine Engelhardt.....1998-99	Rachel Van Fleet.....2003-04	Shelby Stein.....2011-12	Danina Marton.....2017-18
Jenni Gaines.....1998-99	Melissa Van Velkinburgh.....2003-04	Renee Terry.....2011-12	Brooke Rheinecker.....2017-18
Tami Hebert.....1998-99	Kelly Birk.....2004-05	Jamie Woodworth.....2011-12	Rachel Rook.....2017-18
Emmy Kisaka.....1998-99	Stephanie Huffman.....2004-05	Leah Becker.....2012-13	Haley Thogmartin.....2017-18
Alisha Liley.....1998-99	Stephanie Mata.....2004-05	Summer Burger.....2012-13	Abby Tillotson.....2017-18
Jenny Oermann.....1998-99	Katie Otterness.....2004-05	Savannah Carpenter.....2012-13	Claire Wernig.....2017-18
Debbie Schmelz.....1998-99	Victoria Torrez.....2004-05	Hannah Durham.....2012-13	Kaylee Anderson.....2018-19
Anne Trieb.....1998-99	Rachel Van Fleet.....2004-05	Taylor Cowan.....2012-13	Rachel Anderson.....2018-19
Kelsey White.....1998-99	Melissa Van Velkinburgh.....2004-05	Elysia Mesa.....2012-13	Mykaela Arellanes.....2018-19
Jennifer Cobin.....1999-00	Lindsey Woodworth.....2004-05	Lindsey Patterson.....2012-13	Parker Bandy.....2018-19
Michelle Frank.....1999-00	Stephanie Huffman.....2005-06	Chelsea Smith.....2012-13	Addison Barnouski.....2018-19
Tami Hebert.....1999-00	Stephanie Mata.....2005-06	Renee Terry.....2012-13	Randi Dae Conway.....2018-19
Emmy Kisaka.....1999-00	Megan McDonald.....2005-06	Jamie Woodworth.....2012-13	Rachael Donald.....2018-19
Renee Mueller.....1999-00	Lindsay Pickering.....2005-06	Summer Burger.....2013-14	Ashley Ellis.....2018-19
Brooke Nett.....1999-00	Jessica Rosencrants.....2005-06	Nicole Deering.....2013-14	Alexis Estes.....2018-19
Dawn Piantino.....1999-00	Chloe Tubbs.....2005-06	Aubrey Denno.....2013-14	Claudia Gallo.....2018-19
Sheryn Queen.....1999-00	Lindsey Webb.....2005-06	Rachael Duncan.....2013-14	Anna Griffin.....2018-19
Jessica Broyles.....2000-01	Lindsey Woodworth.....2005-06	Kelsey Gass.....2013-14	Madison Harris.....2018-19
Kathryn Cerneka.....2000-01	Stephanie Mata.....2006-07	Lindsey Patterson.....2013-14	Mackenzie Long.....2018-19
Jenny Doehring.....2000-01	Megan McDonald.....2006-07	KC Saxe.....2013-14	Danina Marton.....2018-19
Reagan Hamlin.....2000-01	Katie Otterness.....2006-07	Renee Terry.....2013-14	Sarah Messex.....2018-19
Kristen King.....2000-01	Lindsey Woodworth.....2006-07	Meaghan Touchette.....2013-14	Chelsy Pena.....2018-19
Emmy Kisaka.....2000-01	Stacia Dopudja.....2007-08	Nicole Deering.....2014-15	Payton Pierce.....2018-19
Brooke Nett.....2000-01	Whitney Dupuis.....2007-08	Aubrey Denno.....2014-15	Brooke Rheinecker.....2018-19
Dawn Piantino.....2000-01	Carmen Fowler.....2007-08	Leah Duffe.....2014-15	Rachel Rook.....2018-19
Kemi Rampi.....2000-01	Megan McDonald.....2007-08	Riley Hayes.....2014-15	Haley Thogmartin.....2018-19
Amy Thompson.....2000-01	Kaie Otterness.....2007-08	Madeline Krumrey.....2014-15	Leaha Wininger.....2018-19
Jamie Birk.....2001-02	Lindsey Woodworth.....2007-08	Taylor McDannold.....2014-15	Kaylee Anderson.....2019-20
Kelly Birk.....2001-02	Stefanie Barnes.....2008-09	Lindsey Patterson.....2014-15	Rachel Anderson.....2019-20
Kathryn Cerneka.....2001-02	Tiffany Blanco.....2008-09	Darby Pruett.....2014-15	Addison Barnouski.....2019-20
Jennifer Cobin.....2001-02	Lauren Bradley.....2008-09	Meaghan Touchette.....2014-15	Karsyn Davis.....2019-20
Shelley Conroy.....2001-02	Whitney Dupuis.....2008-09	Claire Wernig.....2014-15	Rachael Donald.....2019-20
Reagan Hamlin.....2001-02	Renee Kertz.....2008-09	Jamie Woodworth.....2014-15	Ashley Ellis.....2019-20
Kristen King.....2001-02	Alex Ramirez.....2008-09	Nicole Deering.....2015-16	Alexis Estes.....2019-20
Emmy Kisaka.....2001-02	Shelby Stein.....2008-09	Madeline Krumrey.....2015-16	Claudia Gallo.....2019-20
Christine Knobbe.....2001-02	Nicole Troncoso.....2008-09	Mackenzie Long.....2015-16	Anna Griffin.....2019-20
Brooke Nett.....2001-02	Sirena Watkins.....2008-09	Mykaela Arellanes.....2016-17	Danina Marton.....2019-20
Dawn Piantino.....2001-02	Giana Zimmerman.....2008-09	Parker Bandy.....2016-17	Chelsy Pena.....2019-20
Kemi Rampi.....2001-02	Stefanie Barnes.....2009-10	Randi Dae Conway.....2016-17	Abby Rollet.....2019-20
Amy Thompson.....2001-02	Whitney Dupuis.....2009-10	Nicole Deering.....2016-17	Rachel Rook.....2019-20
Rachel Van Fleet.....2001-02	Carmen Fowler.....2009-10	Aubrey Denno.....2016-17	Kimmy Wallen.....2019-20
Jamie Birk.....2002-03	Renee Kertz.....2009-10	Rachael Donald.....2016-17	Leaha Wininger.....2019-20
Kelly Birk.....2002-03	Christina Scudder.....2009-10	Ashley Ellis.....2016-17	Jillian Anderson.....2020-21
Kathryn Cerneka.....2002-03	Nicole Troncoso.....2009-10	Claudia Gallo.....2016-17	Kaylee Anderson.....2020-21
Marie Coode.....2002-03	Giana Zimmerman.....2009-10	Madison Harris.....2016-17	Rachel Anderson.....2020-21
Katie Hacker.....2002-03	Stefanie Barnes.....2010-11	Madeline Krumrey.....2016-17	Karsyn Davis.....2020-21
Jessica Hunter.....2002-03	Alene Bethel.....2010-11	Mackenzie Long.....2016-17	Marisa Davis.....2020-21
Leigh Ann Lunsford.....2002-03	Taylor Cowan.....2010-11	Brooke Rheinecker.....2016-17	Katie Dreiling.....2020-21
Amy Murphy.....2002-03	Whitney Dupuis.....2010-11	Brittany Stevens.....2016-17	Ashley Ellis.....2020-21
Brooke Nett.....2002-03	Renee Kertz.....2010-11	Haley Thogmartin.....2016-17	Anna Griffin.....2020-21
Kemi Rampi.....2002-03	Shelby Kuryllo.....2010-11	Abby Tillotson.....2016-17	Kileigh Grisham.....2020-21
Amy Thompson.....2002-03	Alora Marble.....2010-11	Claire Wernig.....2016-17	Amanda Hansen.....2020-21
Melissa Van Velkinburgh.....2002-03	Shelby Stein.....2010-11	Kaylee Anderson.....2017-18	Danina Marton.....2020-21





## 2022 SOUTHEAST MISSOURI SOFTBALL GUIDE

### HONORS & AWARDS



Chelsy Pena.....	2020-21
Abigail Rickermann.....	2020-21
Kelby Robinson.....	2020-21
Abby Rollet.....	2020-21
Rachel Rook.....	2020-21
Alyson Tucker.....	2020-21
Kimmy Wallen.....	2020-21
Kynzie Wrigley.....	2020-21

#### OVC Team Sportsmanship Award

Southeast Missouri.....	2005-06
-------------------------	---------

#### CoSIDA Academic All-America

##### First-Team Selections

Christine Engelhardt, P.....	1997
Christine Engelhardt, P.....	1999
Rachel Anderson, OF.....	2020

#### CoSIDA Academic All-America

##### Second-Team Selections

Connie Simmons, 3B.....	1987
Lisa Kraxner, C.....	1996
Christine Engelhardt, P.....	1998
Jenny Oermann, INF.....	1998
Jenny Oermann, INF.....	1999

#### CoSIDA Academic All-America

##### Third-Team Selections

Cathy Retherford, C.....	1990
Mykaela Arellanes, OF.....	2019

#### Southeast Missouri Athletics Hall of Fame

##### Inducted

Jayne Creek, 1978-81.....	2002
Lisa Foster, 1987-89.....	2007
Megan McDonald, 2005-08.....	2021
Linda Wells, 1968-72.....	2009
1991 Team.....	2011
Jennifer Stoeckl	
Kathy Knaup	
Ginger Hagler	
Cathy Rethorford	
Andria Gaines	
Alice Marler	
Karen Jackson	
Teresa Tuschoff	
Kim Staffey	
Karen Hudson	
Shelly Trieb	
Robyn Horace	
Robyn Sitzes	
Carol Chilton	
Kim Barker	
Head Coach Lana Richmond	
Assistant Coach Judy Favor	
Lindsay Pickering, 2004-07.....	2015

#### Trombetta Award

\* Graduating Senior, female student-athlete, with the highest grade point average and participated in one or more varsity sports at Southeast. The student must have at least a 3.0 grade point average.

Connie Simmons.....	1986
Kim Staffey.....	1994
Christine Engelhardt.....	1999
Nicole Deering.....	2016

#### Team MVP Award

M. Ummel.....	1977
P. Meyer.....	1978
McClenning.....	1979
Jayne Creek.....	1981
K. Williams.....	1982
K. Rediger.....	1983
C. Barks.....	1984
L. Alexander/Traci Eudaley.....	1985
Traci Eudaley.....	1986
Connie Simmons.....	1987
T. Schulte.....	1988
J. Craig/L. Foster.....	1989
L. Thornton.....	1990
Andria Gaines/Alice Marler.....	1991
K. Hudson.....	1992
Shelly Trieb.....	1993
Robyn Sitzes.....	1994
Lisa Kraxner.....	1995
Amy Evers/Jodi Smith.....	1996
Amy Evers/Kim Palmer.....	1997
Jenny Oermann/ Debbie Schmelz.....	1998
Jenny Doehring.....	2000
Renee Enos.....	2001
Dawn Piantino.....	2002
Brooke Nett.....	2003
Jamie Birk.....	2004
Megan McDonald.....	2005
Stephanie Huffman.....	2006
Stephanie Huffman.....	2007
Megan McDonald/ Michelle Summers.....	2008
Alex Ramirez.....	2009
Renee Kertz.....	2011
Renee Kertz.....	2012
Alexis Anderson.....	2013
Jamie Woodworth.....	2014
Kayla Fortner.....	2015
Savannah Carpenter.....	2016

Jenny Oermann/ Debbie Schmelz.....	1998
Jenny Doehring.....	2000
Renee Enos.....	2001

Dawn Piantino.....	2002
Brooke Nett.....	2003
Jamie Birk.....	2004
Megan McDonald.....	2005
Stephanie Huffman.....	2006
Stephanie Huffman.....	2007
Megan McDonald/ Michelle Summers.....	2008
Alex Ramirez.....	2009
Renee Kertz.....	2011
Renee Kertz.....	2012
Alexis Anderson.....	2013
Jamie Woodworth.....	2014
Kayla Fortner.....	2015
Savannah Carpenter.....	2016

#### NFCA All-Region First-Team

Rachel Anderson, OF.....	2019
Ashley Ellis, INF.....	2019

#### NFCA All-Region Second-Team

Evan Sallis, INF.....	2012
Alexis Anderson, OF.....	2013
Savannah Carpenter, UT/DP.....	2014
Kayla Fortner, OF.....	2015
Rachel Anderson, OF.....	2017
Rachel Anderson, OF.....	2018

Rachel Anderson, OF.....	2019
Haley Thogmartin, P.....	2019

#### NFCA All-Region Third-Team

Rachel Rook, P.....	2021
---------------------	------

#### Easton/NFCA All-America

##### Scholar-Athletes

Nicole Deering.....	2014-15
Aubrey Denno.....	2014-15
Leah Duffe.....	2014-15
Riley Hayes.....	2014-15
Madeline Krumrey.....	2014-15
Taylor McDannold.....	2014-15
Lindsey Patterson.....	2014-15
Darby Pruett.....	2014-15
Meaghan Touchette.....	2014-15
Kaylee Anderson.....	2018-19
Rachel Anderson.....	2018-19
Mykaela Arellanes.....	2018-19
Addison Barnouski.....	2018-19
Rachael Donald.....	2018-19
Ashley Emert.....	2018-19
Claudia Gallo.....	2018-19
Anna Griffin.....	2018-19
Madison Harris.....	2018-19
Mackenzie Long.....	2018-19
Danina Marton.....	2018-19
Chelsy Pena.....	2018-19
Brooke Rheinecker.....	2018-19
Rachel Rook.....	2018-19
Haley Thogmartin.....	2018-19
Leaha Wininger.....	2018-19





# 2022 SOUTHEAST MISSOURI SOFTBALL GUIDE

## SINGLE-SEASON HITTING



### Batting Average

(minimum 100 AB)

1.	.454	Rachel Anderson (83-183)	2019
2.	.424	Savannah Carpenter (53-125)	2014
3.	.413	Kim Palmer (59-143)	1998
4.	.412	Rachel Anderson (63-153)	2017
5.	.410	Jenny Oermann (68-166)	1998
6.	.409	Jenny Oermann (54-132)	1999
7.	.406	Megan McDonald (67-165)	2008
8.	.403	Alexis Anderson (58-144)	2013
9.	.400	Shelley Trieb (56-140)	1993
10.	.399	Lisa Kraxner (67-168)	1995

### Slugging Percentage

(minimum 100 AB)

1.	.842	Rachel Anderson (183 AB)	2019
2.	.832	Kayla Fortner (131 AB)	2015
3.	.776	Kim Palmer (143 AB)	1998
4.	.762	Ashley Ellis (130 AB)	2021
5.	.719	Rachel Anderson (153 AB)	2017
6.	.691	Michelle Summers (165 AB)	2008
7.	.667	Michelle Summers (153 AB)	2007
8.	.661	Megan McDonald (165 AB)	2008
9.	.660	Ashley Ellis (188 AB)	2019
10.	.656	Savannah Carpenter (125 AB)	2014

### On-Base Percentage

(minimum 100 AB)

1.	.551	Rachel Anderson (183 AB)	2019
2.	.523	Kayla Fortner (131 AB)	2015
3.	.483	Rachel Anderson (153 AB)	2017
4.	.483	Savannah Carpenter (125 AB)	2014
5.	.479	Kim Palmer (143 AB)	1998
6.	.476	Rachel Anderson (136)	2021
7.	.472	Michelle Summers (165 AB)	2008
8.	.469	Rachel Anderson (150 AB)	2018
9.	.465	Megan McDonald (165 AB)	2008
10.	.458	Jenny Oermann (132 AB)	2008

### At Bats

1.	208	Evan Sallis	2011
2.	197	Mykaela Arellanes	2019
3.	189	Carmen Fowler	2011
4.	188	Ashley Ellis	2019
5.	188	Evan Sallis	2012
6.	186	Chris Shetley	1997
7.	183	Rachel Anderson	2019
8.	182	Michelle Summers	2005
9.	181	Nicole Troncoso	2011
10.	181	Taylor Cowan	2012

### Runs Scored

1.	59	Mykaela Arellanes	2019
2.	53	Rachel Anderson	2019
3.	48	Kim Palmer	1998
4.	47	Michelle Summers	2005
5.	46	Karen Hudson	1992
6.	46	Jenny Oermann	1998
7.	44	Sarah Messex	2019
8.	43	Evan Sallis	2011
9.	42	Kayla Fortner	2015
10.	41	Pat McDonagh	1986
41		Evan Sallis	2012
41		Kim Palmer	1997

### Hits

1.	83	Rachel Anderson	2019
2.	73	Carmen Fowler	2011
3.	71	Mykaela Arellanes	2019
4.	69	Evan Sallis	2012

5.	68	Jenny Oermann	1998
68		Kim Palmer	1997
7.	67	Megan McDonald	2008
67		Lisa Kraxner	1995
9.	63	Rachel Anderson	2017
63		Evan Sallis	2011

### Doubles

1.	23	Chris Shetley	1998
2.	18	Kelly Birk	2004
18		Shelley Trieb	1993
4.	17	Chris Shetley	1997
17		Kim Palmer	1998
6.	16	Michelle Summers	2005
7.	15	Megan McDonald	2008
15		Jodi Smith	1995
9.	14	Alice Marler	1990
14		Jenny Doebling	2000
14		Lisa Kraxner	1995

### Triples

1.	10	Rachel Anderson	2019
10		Jayne Creek	1981
3.	8	Rachel Anderson	2017
4.	7	Kim Palmer	1997
7		Julie Hume	1996
7		Robin Keating	1986
7		Debbie Kennedy	1982
7		Lisa Kraxner	1995
7		Kelsey White	2000
10.	6	Rachel Anderson	2018
6		Connie Simmons	1986

### Home Runs

1.	19	Ashley Ellis	2021
2.	17	Ashley Ellis	2019
3.	16	Kayla Fortner	2015
4.	14	Kaylee Anderson	2021
14		Michelle Summers	2007
6.	13	Rachel Anderson	2019
7.	13	Michelle Summers	2008
8.	12	Stacia Dopudja	2007
9.	11	Claudia Gallo	2019
11		Kim Palmer	1998
11		Michelle Summers	2006

### Runs Batted In

1.	60	Ashley Ellis	2019
2.	56	Rachel Anderson	2019
3.	48	Kayla Fortner	2015
48		Renee Kertz	2011
5.	46	Ashley Ellis	2021
46		Shelley Trieb	1993
7.	45	Renee Kertz	2012
45		Karen Hudson	1992
45		Carmen Fowler	2011
10.	44	Kim Palmer	1998

### Total Bases

1.	154	Rachel Anderson	2019
2.	124	Ashley Ellis	2019
3.	114	Michelle Summers	2008
4.	111	Kim Palmer	1998
5.	110	Mykaela Arellanes	2019
110		Rachel Anderson	2017
110		Chris Shetley	1998
8.	109	Kayla Fortner	2015
109		Megan McDonald	2008
10.	108	Michelle Summers	2005

### Walks

1.	37	Kayla Fortner	2015
2.	35	Rachel Anderson	2019
3.	30	Jillian Anderson	2021
4.	29	Mykaela Arellanes	2019
29		Karen Hudson	1989
29		Alex Ramirez	2009
7.	28	Alex Ramirez	2010
28		Kelly Birk	2005
9.	27	Kathy Blair	1985
10.	26	Renee Kertz	2010

### Hit By Pitch

1.	17	Claudia Gallo	2019
2.	14	Brooke Nett	2001
3.	10	Michelle Summers	2008
10		Haylee Krack	2016
10		Brooke Nett	2003
6.	9	Sarah Messex	2018
9		Victoria Torrez	2004
8.	8	Shelby Stein	2010
8		Lindsey Patterson	2012
8		Julie Davis	1995
8		Chris Shetley	1997

### Strikeouts

1.	54	Kaitlin Zink	2011
2.	48	Cheyenne Gipson	2011
3.	45	Lauren Bradley	2006
45		Shelby Stein	2010
5.	42	Ashley Ellis	2018
42		Courtney Eklund	2000
7.	41	Ashley Ellis	2019
41		Stacia Dopudja	2007
9.	40	Megan McDonald	2005
10.	39	Sarah Messex	2019

### Sacrifice Flies

1.	6	Kim Staffey	1994
2.	5	Linda Venable	1985
5		Carmen Fowler	2011
4.	4	Abby Tillotson	2018
4		Taylor Cowan	2011
4		Connie Simmons	1986
4		Lisa Kraxner	1995
4		Shelley Trieb	1993
4		Jodi Smith	1995
10.	3	22 players tied	

### Sacrifice Hits

1.	23	Robyn Horace	1992
2.	21	Alice Marler	1991
3.	19	Karen Hudson	1991
19		Lesley Mueller	1994
5.	16	Robyn Horace	1993
6.	15	Gail Salger	1993
15		Jenny Oermann	1997
15		Charlene Ramirez	2006
15		Amy Evers	1995
15		Kelly Heatherington	1996

### Stolen Bases

1.	32	Julie Lehmbeck (32-34)	1992
2.	31	Lisa Thornton (31-35)	1990
3.	30	Julia Davis (30-32)	1993
4.	28	Lisa Thornton (28-30)	1989
5.	23	Rachel Anderson (23-31)	2019
6.	22	Evan Sallis (22-26)	2012
7.	21	Julie Lehmbeck (21-23)	1993
8.	20	Cheyenne Gipson (20-22)	2011
9.	18	Kaitlin Zink (18-23)	2013
10.	17	Mykaela Arellanes (17-19)	2019
17		Cheyenne Gipson (17-21)	2012
17		Pat McDonagh (17-21)	1987

### Games Played

1.	64	Rachel Anderson	2019
64		Ashley Ellis	2019
64		Addison Barnouski	2019
64		Mykaela Arellanes	2019
64		Sarah Messex	2019
6.	61	Carmen Fowler	2011
61		Taylor Cowan	2011
61		Evan Sallis	2011
61		Renee Kertz	2011
61		Cheyenne Gipson	2011
61		Kaitlin Zink	2011

### Games Started

1.	64	Rachel Anderson	2019
64		Ashley Ellis	2019
64		Addison Barnouski	2019
64		Mykaela Arellanes	2019
64		Sarah Messex	2019
6.	61	Kaitlin Zink	2011
61		Carmen Fowler	2011
61		Evan Sallis	2011
61		Renee Kertz	2011
61		Taylor Cowan	2011

Current players in **Bold**



Kayla Fortner



Ashley Ellis





## 2022 SOUTHEAST MISSOURI SOFTBALL GUIDE

### CAREER HITTING



#### Batting Average

(minimum 200 AB)

1.	.412	Rachel Anderson (277-672)	2017-21
2.	.388	Lisa Kraxner (123-317)	1995-96
3.	.379	Kim Palmer (163-430)	1996-98
4.	.370	Jenny Oermann (231-624)	1996-99
5.	.356	Alexis Anderson (101-284)	2013-15
6.	.351	Megan McDonald (222-632)	2005-08
7.	.350	Julie Hume (148-423)	1985-88
8.	.347	Mykaela Arellanes (168-484)	2017-19
9.	.344	Lisa Foster (78-227)	1988-89
10.	.343	Chris Shetley (124-362)	1997-98

#### Slugging Percentage

(minimum 200 AB)

1.	.695	Rachel Anderson (672 AB)	2017-21
2.	.647	Kim Palmer (430 AB)	1996-98
3.	.631	Michelle Summers (670 AB)	2005-08
4.	.596	Lisa Kraxner (317 AB)	1995-96
5.	.589	Ashley Ellis (632 AB)	2017-21
6.	.586	Chris Shetley (362 AB)	1997-98
7.	.574	Megan McDonald (632 AB)	2005-08
	.574	Haylee Krack (230 AB)	2014-16
8.	.553	Alexis Anderson (284 AB)	2013-15
10.	.519	Mykaela Arellanes (484 AB)	2017-19

#### On-Base Percentage

(minimum 200 AB)

1.	.502	Rachel Anderson (672 AB)	2017-21
2.	.438	Lisa Kraxner (317 AB)	1995-96
3.	.436	Mykaela Arellanes (484 AB)	2017-19
	.436	Kim Palmer (430 AB)	1996-98
5.	.427	Michelle Summers (670 AB)	2005-08
6.	.410	Savannah Carpenter (455 AB)	2013-16
7.	.407	Megan McDonald (632 AB)	2005-08
8.	.405	Jenny Oermann (624 AB)	1996-99
9.	.402	Alex Ramirez (512 AB)	2007-10
10.	.400	Pat McDonagh (493 AB)	1984-87

#### At Bats

1.	672	Rachel Anderson	2017-21
2.	670	Michelle Summers	2005-08
3.	641	Renee Kertz	2009-12
4.	638	Amy Evers	1993-96
5.	632	Ashley Ellis	2017-21
	632	Megan McDonald	2005-08
7.	624	Jenny Oermann	1996-99
8.	608	Carmen Fowler	2008-11
9.	599	Jennifer Vasquez	2007-10
10.	593	Karen Hudson	1989-92

#### Runs Scored

1.	173	Rachel Anderson	2017-21
2.	161	Michelle Summers	2005-08
3.	135	Jenny Oermann	1996-99
4.	123	Mykaela Arellanes	2017-19
5.	120	Karen Hudson	1989-92
6.	113	Amy Evers	1993-96
7.	109	Kim Palmer	1996-98
8.	107	Sarah Messex	2016-19
9.	102	Pat McDonagh	1984-87
10.	99	Megan McDonald	2005-08

#### Hits

1.	277	Rachel Anderson	2017-21
2.	231	Jenny Oermann	1996-99
3.	228	Michelle Summers	2005-08
4.	222	Megan McDonald	2005-08
5.	195	Tracie Eudaley	1984-87
6.	182	Carmen Fowler	2008-11
7.	178	Ashley Ellis	2017-21
	178	Amy Evers	1993-96

9.	172	Renee Kertz	2009-12
10.	170	Renee Enos	1998-01

#### Doubles

1.	47	Michelle Summers	2005-08
2.	46	Megan McDonald	2005-08
3.	41	Rachel Anderson	2017-21
4.	40	Chris Shetley	1997-98
	40	Shelley Trieb	1991-94
6.	39	Kelly Birk	2002-05
7.	37	Kim Palmer	1996-98
8.	34	Brooke Nett	2000-03
9.	33	Jodi Smith	1993-96
	33	Renee Enos	1998-01

#### Triples

1.	31	Rachel Anderson	2017-21
2.	18	Kathy Rediger	1981-84
3.	13	Julie Hume	1985-88
	13	Traci Wren	1992-95
5.	12	Kelsey White	1999-00
6.	11	Lisa Kraxner	1995-96
	11	Debbie Kennedy	1981-82
8.	10	Lesley Mueller	1992-95
	10	Tracie Eudaley	1984-87
	10	Jayne Creek	1978-81

#### Home Runs

1.	53	Ashley Ellis	2017-21
2.	48	Michelle Summers	2005-08
3.	31	Megan McDonald	2005-08
4.	29	Rachel Anderson	2017-21
5.	23	Lindsey Patterson	2012-15
6.	21	Sarah Messex	2016-19
7.	20	Kim Palmer	1996-98
8.	18	Kaylee Anderson	2018-pr.
	18	Addison Barnouski	2017-20
	18	Haylee Krack	2014-16

#### Runs Batted In

1.	168	Ashley Ellis	2017-21
2.	160	Rachel Anderson	2017-21
3.	132	Renee Kertz	2009-12
	132	Michelle Summers	2005-08
5.	120	Megan McDonald	2005-08
6.	119	Tracie Eudaley	1984-87
7.	111	Kim Palmer	1996-98
8.	108	Jenny Oermann	1996-99
9.	104	Shelley Trieb	1991-94
10.	103	Jodi Smith	1993-96
	103	Carmen Fowler	2008-11

#### Total Bases

1.	467	Rachel Anderson	2017-21
2.	423	Michelle Summers	2005-08
3.	372	Ashley Ellis	2017-21
4.	363	Megan McDonald	2005-08
5.	295	Jenny Oermann	1996-99
6.	278	Kim Palmer	1996-98
7.	262	Lindsey Patterson	2012-15
8.	251	Mykaela Arellanes	2017-19
9.	250	Tracie Eudaley	1984-87
10.	249	Carmen Fowler	2008-11

#### Walks

1.	108	Rachel Anderson	2017-21
2.	88	Alex Ramirez	2007-10
3.	81	Renee Kertz	2009-12
4.	80	Michelle Summers	2005-08
5.	79	Tami Hebert	1997-00
6.	77	Sarah Messex	2016-19
7.	75	Ashley Ellis	2017-21
8.	72	Mykaela Arellanes	2017-19
9.	65	Karen Hudson	1989-92
10.	59	Megan McDonald	2005-08
	59	Lindsey Patterson	2012-15
	59	Shelley Trieb	1991-94

#### Hit By Pitch

1.	35	Brooke Nett	2000-03
2.	32	Claudia Gallo	2017-20
3.	24	Michelle Summers	2005-08
4.	22	Shelby Stein	2009-12
5.	21	Sarah Messex	2016-19
6.	19	Lindsey Patterson	2012-15
7.	18	Rachel Anderson	2017-21
8.	15	Haylee Krack	2014-16
	15	Renee Kertz	2009-12
	15	Victoria Torrez	2004-05

#### Strikeouts

1.	153	Ashley Ellis	2017-21
2.	136	Lindsay Pickering	2004-07
3.	130	Sarah Messex	2016-19
4.	126	Shelby Stein	2009-12
5.	114	Kaitlin Zink	2011-13
6.	105	Stephanie Mata	2004-07
7.	103	Courtney Eklund	1999-02
8.	100	Lauren Bradley	2006-09
9.	92	Parker Bandy	2017-19
10.	89	Megan McDonald	2005-08

#### Sacrifice Flies

1.	10	Linda Venable	1983-86
2.	9	Kim Staffey	1991-94
	9	Jodi Smith	1993-96
4.	8	Tracie Eudaley	1984-87
5.	7	Ashley Ellis	2017-21
	7	Taylor Cowan	2011-13
	7	Amy Evers	1993-96
8.	6	Renee Enos	1998-01
	6	Savannah Carpenter	2013-16
	6	Janis Swiderski	1995-96
	6	Megan McDonald	2005-08
	6	Shelley Trieb	1991-94
	6	Carmen Fowler	2008-11

#### Sacrifice Hits

1.	42	Shelley Trieb	1991-94
2.	40	Robyn Horace	1991-93
	40	Karen Hudson	1989-92
4.	38	Amy Evers	1993-96
5.	32	Alice Marler	1990-92
6.	30	Lisa Thornton	1987-90
7.	29	Julie Hume	1985-88
	29	Theresa Schulte	1986-89
	29	Julie Davis	1992-95
	29	Gail Salger	1993-94

#### Stolen Bases

1.	82	Lisa Thornton (82-91)	1987-90
2.	71	Rachel Anderson (71-97)	2017-21
3.	53	Julie Lehmbeck (53-57)	1992-93
4.	46	Pat McDonagh (46-56)	1984-87
5.	42	Mykaela Arellanes (42-48)	2017-19
6.	39	Twanda Moore (39-46)	1982-85
7.	38	Kaitlin Zink (38-45)	2011-13
8.	37	Evan Sallis (37-42)	2011-12
	37	Cheyenne Gipson (37-43)	2011-12
10.	33	Julie Davis (33-38)	1992-95

#### Games Played

1.	231	Rachel Anderson	2017-21
2.	228	Ashley Ellis	2017-21
3.	216	Sarah Messex	2016-19
4.	214	Renee Kertz	2009-12
5.	213	Amy Evers	1993-96
6.	209	Carmen Fowler	2008-11
7.	208	Michelle Summers	2005-08
8.	207	Megan McDonald	2005-08
9.	207	Karen Hudson	1989-92
10.	203	Shelley Trieb	1991-94

#### Games Started

1.	231	Rachel Anderson	2017-21
2.	228	Ashley Ellis	2017-21
3.	216	Sarah Messex	2016-19
4.	214	Renee Kertz	2009-12
5.	209	Carmen Fowler	2008-11
6.	208	Michelle Summers	2005-08
7.	207	Megan McDonald	2005-08
8.	199	Jenny Oermann	1996-99
9.	195	Tami Hebert	1997-00
10.	194	Jennifer Vasquez	2007-10

Current players in **Bold**



Rachel Anderson



Michelle Summers

**OVC TOURNAMENT CHAMPIONS | 1994 • 1996 • 1997 • 1998 • 1999 • 2019**

**NCAA TOURNAMENT | 1999 • 2019**





## 2022 SOUTHEAST MISSOURI SOFTBALL GUIDE

### SINGLE-SEASON PITCHING



#### Earned Run Average

(minimum 50 IP)

1.	0.33	Tracie Eudaley (234.0 IP)	1986
2.	0.36	Tracie Eudaley (212.1 IP)	1985
3.	0.50	Tracie Eudaley (211.1 IP)	1987
4.	0.59	Tracie Eudaley (130.0 IP)	1984
5.	0.62	Beth Russell (157.0 IP)	1988
6.	0.69	Missy Sanges (51.0 IP)	1990
7.	0.77	Alice Marler (263.0 IP)	1991
8.	0.79	Beth Russell (142.0 IP)	1986
9.	0.81	Kenda Webb (78.0 IP)	1983
10.	0.83	Jeanette Vogt (76.0 IP)	1983

#### Opponent Batting Average

(minimum 50 IP)

1.	.167	Kathy Williams (75.2 IP)	1981
2.	.183	Carol Heitman (69.1 IP)	1981
3.	<b>.191</b>	<b>Rachel Rook (163.0 IP)</b>	<b>2021</b>
4.	.217	Chris Engelhardt (145.0 IP)	1999
5.	.217	Giana Zimmerman (185.0 IP)	2009
6.	.220	Linda Ridgely (76.2 IP)	1981
7.	.222	Rachel Rook (89.0 IP)	2019
8.	.230	Jenny Doehring (112.0 IP)	2000
9.	.231	Alexis Estes (68.2 IP)	2019
10.	<b>.236</b>	<b>Paytience Holman (92.2 IP)</b>	<b>2021</b>

#### Walks Allowed/7 Inning Game

(minimum 50 IP)

1.	0.55	Jeanette Vogt (76.0 IP)	1983
2.	0.60	Tracie Eudaley (211.1 IP)	1987
3.	0.62	Elaine Fisher (91.0 IP)	2005
4.	0.79	Renee Mueller (160.1 IP)	2000
5.	0.82	Chris Engelhardt (77.0 IP)	1996
6.	0.89	Tracie Eudaley (212.1 IP)	1985
7.	0.96	Shelle Wadsworth (80.1 IP)	1990
8.	0.97	Tracie Eudaley (130.0 IP)	1984
9.	0.98	Shelle Wadsworth (214.0 IP)	1989
10.	1.05	Tracie Eudaley (234.0 IP)	1986

#### Strikeouts/7 Inning Game

(minimum 50 IP)

1.	<b>8.42</b>	<b>Rachel Rook (163.0 IP)</b>	<b>2021</b>
2.	7.78	Rachel Rook (89.0 IP)	2019
3.	6.96	Giana Zimmerman (185.0 IP)	2009
4.	6.55	Chris Engelhardt (77.0 IP)	1996
5.	6.37	Chris Engelhardt (145.0 IP)	1999
6.	5.98	Tracie Eudaley (234.0 IP)	1986
7.	5.63	Sara Reichert (143.0 IP)	1995
8.	5.62	Haley Thogmartin (177.0 IP)	2019
9.	5.52	Elaine Fisher (197.2 IP)	2006
10.	5.35	Sara Reichert (120.1 IP)	1996

#### Wins

1.	30	Alice Marler	30-11	1991
2.	25	Tracie Eudaley	25-8	1986
3.	23	Tracie Eudaley	23-10	1987
4.	22	Haley Thogmartin	22-7	2019
5.	<b>20</b>	<b>Rachel Rook</b>	<b>20-9</b>	<b>2021</b>
6.	20	Missy Sanges	20-7	1989
7.	19	Debbie Schmelz	19-6	1998
8.	19	Elaine Fisher	19-20	2008
9.	19	Giana Zimmerman	19-9	2009
10.	18	Alora Marble	18-8	2011

#### Saves

1.	4	<b>Rachel Rook</b>	<b>2021</b>
2.	4	Haley Thogmartin	2019
3.	4	Rachel Rook	2018
4.	3	Tracie Eudaley	1985
5.	3	Elaine Fisher	2007
6.	3	Alice Marler	1991
7.	3	Melanie Thompson	1992
8.	3	Lori Neely	1993
9.	3	Alora Marble	2011
10.	3	Hannah Durham	2014
11.	3	Debbie Schmelz	1998
12.	3	Debbie Kennedy	1981

#### Appearances

1.	46	Elaine Fisher	2008
2.	44	Haley Thogmartin	2019
3.	43	Alice Marler	1991
4.	43	Elaine Fisher	2007
5.	41	Alora Marble	2011
6.	39	Taylor Cowan	2013
7.	39	Amy Fahnestock	2005
8.	38	Tracie Eudaley	1986
9.	38	Alora Marble	2012
10.	37	Elaine Fisher	2006

#### Games Started

1.	38	Alice Marler	1991
2.	34	Elaine Fisher	2008
3.	34	Elaine Fisher	2007
4.	33	Taylor Cowan	2013
5.	32	Tracie Eudaley	1985
6.	31	Haley Thogmartin	2019
7.	31	Tracie Eudaley	1986
8.	31	Alora Marble	2012
9.	30	Elaine Fisher	2006
10.	30	Amy Fahnestock	2005

#### Complete Games

1.	34	Alice Marler	1991
2.	30	Tracie Eudaley	1985
3.	27	Tracie Eudaley	1987
4.	27	Tracie Eudaley	1986
5.	26	Elaine Fisher	2007
6.	25	Elaine Fisher	2006
7.	25	Shelle Wadsworth	1989
8.	24	Alora Marble	2012
9.	24	Missy Sanges	1989
10.	23	Elaine Fisher	2008
11.	23	Giana Zimmerman	2009

#### Shutouts

1.	17	Tracie Eudaley	1986
2.	14	Alice Marler	1991
3.	12	Tracie Eudaley	1987
4.	9	Tracie Eudaley	1985
5.	8	Beth Russell	1988
6.	8	Beth Russell	1987
7.	<b>7</b>	<b>Rachel Rook</b>	<b>2021</b>
8.	7	Tracie Eudaley	1984
9.	7	Chris Engelhardt	1999
10.	7	Debbie Schmelz	1998
11.	7	Beth Russell	1986

#### Innings Pitched

1.	263.0	Alice Marler	1991
2.	234.1	Elaine Fisher	2008
3.	234.0	Tracie Eudaley	1986
4.	227.0	Elaine Fisher	2007
5.	214.0	Shelle Wadsworth	1989
6.	212.1	Tracie Eudaley	1985
7.	211.1	Tracie Eudaley	1987
8.	206.2	Alora Marble	2012

9.	206.0	Kathy Williams	1982
10.	197.2	Elaine Fisher	2006

#### Most Hits Allowed

1.	258	Elaine Fisher	2007
2.	246	Elaine Fisher	2008
3.	218	Madeline Krumrey	2015
4.	216	Alora Marble	2012
5.	205	Taylor Cowan	2013
6.	202	Whitney Dupuis	2010
7.	197	Stefanie Barnes	2010
8.	193	Elaine Fisher	2006
9.	191	Renee Mueller	2000
10.	188	Alice Marler	1991

#### Most Earned Runs Allowed

1.	105	Taylor Cowan	2013
2.	101	Madeline Krumrey	2015
3.	100	Whitney Dupuis	2010
4.	97	Stefanie Barnes	2010
5.	93	Elaine Fisher	2007
6.	93	Keaira Schilling	2015
7.	92	Elaine Fisher	2008
8.	87	Kathy Williams	1982
9.	86	Keaira Schilling	2014
10.	79	Madeline Krumrey	2018
11.	79	Shea Cothren	2011

#### Most Walks Allowed

1.	101	Stefanie Barnes	2010
2.	83	Giana Zimmerman	2009
3.	76	Alice Marler	1990
4.	71	Taylor Cowan	2013
5.	65	Elaine Fisher	2007
6.	62	Whitney Dupuis	2010
7.	62	Amy Fahnestock	2004
8.	61	Elaine Fisher	2008
9.	60	Shea Cothren	2011
10.	59	Kelly Birk	2003
11.	59	Kelly Birk	2002

#### Most Strikeouts

1.	200	Tracie Eudaley	1986
2.	<b>196</b>	<b>Rachel Rook</b>	<b>2021</b>
3.	184	Giana Zimmerman	2009
4.	160	Elaine Fisher	2008
5.	158	Alice Marler	1991
6.	156	Elaine Fisher	2006
7.	142	Haley Thogmartin	2019
8.	135	Elaine Fisher	2007
9.	135	Tracie Eudaley	1987
10.	132	Chris Engelhardt	1999

Current players in **Bold**



Madeline Krumrey



Haley Thogmartin



Rachel Rook



## 2022 SOUTHEAST MISSOURI SOFTBALL GUIDE

### CAREER PITCHING



#### Earned Run Average

(minimum 100 IP)

1.	0.43	Tracie Eudaley (787.2 IP)	1984-87
2.	0.79	Beth Russell (443.0 IP)	1986-88
3.	0.93	Jeanette Vogt (158.0 IP)	1983-84
4.	1.14	Missy Sanges (233.0 IP)	1989-90
5.	1.22	Alice Marler (601.0 IP)	1990-92
6.	1.28	Shelle Wadsworth (458.1 IP)	1988-91
7.	1.62	Chris Engelhardt (479.1 IP)	1996-99
8.	1.66	Debbie Schmelz (601.1 IP)	1996-99
9.	1.87	Amy Johannsen (464.2 IP)	1992-95
	1.87	Shelley Trieb (116.1 IP)	1991-94

#### Opponent Batting Average

(minimum 100 IP)

1.	<b>.193</b>	<b>Rachel Rook (340.1)</b>	<b>2018-pr.</b>
2.	.217	Giana Zimmerman (185.0 IP)	2009-10
3.	.242	Jenny Doehring (272.1 IP)	2000-01
4.	.254	Jennifer Dippel (104.0 IP)	2000
5.	.260	Haley Thogmartin (410.1 IP)	2016-19
6.	.266	Alora Marble (366.0 IP)	2011-12
7.	.269	Mackenzie Hoelting (106.2 IP)	2016-17
8.	.278	Stefanie Barnes (288.0 IP)	2009-12
9.	.280	Madeline Krumrey (602.2 IP)	2015-18
10.	.285	Jessica Hunter (193.1 IP)	2003-04

#### Walks Allowed/7 Inning Game

(minimum 100 IP)

1.	0.79	Renee Mueller (160.1 IP)	2000
2.	0.87	Tracie Eudaley (787.2 IP)	1984-87
3.	0.93	Jeanette Vogt (158.0 IP)	1983-84
4.	1.02	Shelle Wadsworth (458.1 IP)	1988-91
5.	1.30	Lori Neely (107.2 IP)	1993
6.	1.44	Missy Sanges (233.0 IP)	1989-90
7.	1.52	Jessica Hunter (193.1 IP)	2003-04
8.	1.53	Beth Russell (443.0 IP)	1986-88
9.	1.55	Elaine Fisher (750.0 IP)	2005-08
10.	1.62	Nikki Mortimer (271.2 IP)	1994-95

#### Strikeouts/7 Inning Game

(minimum 100 IP)

1.	<b>8.23</b>	<b>Rachel Rook (177.1 IP)</b>	<b>2018-pr.</b>
2.	6.96	Giana Zimmerman (185.0 IP)	2009-10
3.	5.40	Chris Engelhardt (479.1 IP)	1996-99
4.	4.76	Haley Thogmartin (410.1 IP)	2016-19
	4.76	Stephanie Huffman (189.2 IP)	2005-06
6.	4.68	Elaine Fisher (750.0 IP)	2005-08
7.	4.46	Madeline Krumrey (456.0 IP)	2015-18
8.	4.44	Sara Reichert (457.2 IP)	1994-97
9.	4.22	Alexis Estes (212.1 IP)	2017-20
10.	4.19	Tracie Eudaley (787.2 IP)	1984-87

#### Wins

1.	79	Tracie Eudaley (79-37)	1984-87
2.	62	Debbie Schmelz (62-34)	1996-99
3.	59	Alice Marler (59-29)	1990-92
4.	54	Elaine Fisher (54-62)	2005-08
	54	Chris Engelhardt (54-15)	1996-99
6.	51	Sara Reichert (51-20)	1994-97
7.	46	Madeline Krumrey (46-41)	2015-18
8.	45	Amy Johannsen (45-26)	1992-95
9.	44	Haley Thogmartin (44-26)	2016-19
10.	41	Beth Russell (41-22)	1986-88

#### Saves

1.	<b>10</b>	<b>Rachel Rook</b>	<b>2018-pr.</b>
2.	7	Elaine Fisher	2005-08
	6	Madeline Krumrey	2015-18
	6	Tracie Eudaley	1984-87
5.	5	Haley Thogmartin	2016-19
	5	Debbie Schmelz	1996-99
	5	Alice Marler	1990-92
8.	4	Alexis Estes	2017-20
	4	Mackenzie Hoelting	2016-17
	4	Hannah Durham	2013-14
	4	Shelle Wadsworth	1988-91

#### Appearances

1.	151	Elaine Fisher	2005-08
2.	127	Tracie Eudaley	1984-87
3.	118	Madeline Krumrey	2015-18
4.	117	Debbie Schmelz	1996-99
5.	113	Haley Thogmartin	2016-19
6.	<b>105</b>	<b>Rachel Rook</b>	<b>2018-pr.</b>
7.	103	Chris Engelhardt	1996-99
8.	101	Alice Marler	1990-92
9.	93	Kelly Birk	2002-05
10.	90	Amy Johannsen	1992-95

#### Games Started

1.	110	Elaine Fisher	2005-08
	110	Tracie Eudaley	1984-87
3.	102	Madeline Krumrey	2015-18
4.	88	Debbie Schmelz	1996-99
5.	84	Alice Marler	1990-92
6.	77	Chris Engelhardt	1996-99
7.	72	Haley Thogmartin	2016-19
8.	71	Shelle Wadsworth	1988-91
9.	69	Sara Reichert	1994-97
10.	68	Beth Russell	1986-88

#### Complete Games

1.	102	Tracie Eudaley	1984-87
2.	78	Elaine Fisher	2005-08
3.	72	Alice Marler	1990-92
4.	58	Debbie Schmelz	1996-99
5.	52	Sara Reichert	1994-97
6.	49	Shelle Wadsworth	1988-91
	49	Beth Russell	1986-88
8.	47	Chris Engelhardt	1996-99
9.	42	Madeline Krumrey	2015-18
	42	Amy Johannsen	1992-95

#### Shutouts

1.	45	Tracie Eudaley	1984-87
2.	23	Beth Russell	1986-88
3.	20	Alice Marler	1990-92
	20	Shelle Wadsworth	1988-91
5.	18	Elaine Fisher	2005-08
6.	17	Chris Engelhardt	1996-99
7.	15	Debbie Schmelz	1996-99
8.	14	Sara Reichert	1994-97
9.	<b>12</b>	<b>Rachel Rook</b>	<b>2018-pr.</b>
10.	10	Jenny Doehring	2000-01

#### Innings Pitched

1.	787.2	Tracie Eudaley	1984-87
2.	750.0	Elaine Fisher	2005-08
3.	602.2	Madeline Krumrey	2015-18
4.	601.1	Debbie Schmelz	1996-99
5.	601.0	Alice Marler	1990-92
6.	479.1	Chris Engelhardt	1996-99
7.	464.2	Amy Johannsen	1992-95
8.	458.1	Shelle Wadsworth	1988-91
9.	457.2	Sara Reichert	1994-97
10.	443.0	Beth Russell	1986-88

#### Most Hits Allowed

1.	779	Elaine Fisher	2005-08
2.	681	Madeline Krumrey	2015-18
3.	506	Debbie Schmelz	1996-99
4.	488	Alice Marler	1990-92
5.	453	Whitney Dupuis	2008-11
6.	435	Amy Johannsen	1992-95
	435	Tracie Eudaley	1984-87
8.	419	Haley Thogmartin	2016-19
	407	Shelle Wadsworth	1988-91
9.	405	Sara Reichert	1994-97

#### Most Earned Runs Allowed

1.	300	Madeline Krumrey	2015-18
2.	260	Elaine Fisher	2005-08
3.	235	Whitney Dupuis	2008-11
4.	210	Taylor Cowan	2011-13
5.	179	Keaira Schilling	2014-15
6.	171	Stefanie Barnes	2009-12
7.	161	Haley Thogmartin	2016-19
8.	146	Alora Marble	2011-12
9.	143	Debbie Schmelz	1996-99
10.	137	Kelly Birk	2002-05

#### Most Walks Allowed

1.	211	Madeline Krumrey	2015-18
2.	183	Kelly Birk	2002-05
3.	166	Elaine Fisher	2005-08
	159	Stefanie Barnes	2009-12
5.	155	Taylor Cowan	2011-13
6.	154	Debbie Schmelz	1996-99
7.	147	Alice Marler	1990-92
8.	143	Whitney Dupuis	2008-11
9.	125	Amy Johannsen	1992-95
10.	123	Sara Reichert	1994-97

#### Most Strikeouts

1.	501	Elaine Fisher	2005-08
2.	471	Tracie Eudaley	1984-87
3.	<b>400</b>	<b>Rachel Rook</b>	<b>2018-pr.</b>
4.	384	Madeline Krumrey	2015-18
5.	370	Chris Engelhardt	1996-99
6.	330	Debbie Schmelz	1996-99
7.	315	Alice Marler	1990-92
8.	290	Sara Reichert	1994-97
9.	279	Haley Thogmartin	2016-19
10.	221	Amy Johannsen	1992-95

Current players in **Bold**



Elaine Fisher



Debbie Schmelz



Tracie Eudaley



## 2022 SOUTHEAST MISSOURI SOFTBALL GUIDE

### TEAM SINGLE-SEASON



Batting Average			Fewest Games Played			Triples			Sacrifice Flies			Opponent Batting Average		
1.	.323 (422-1308)	1996	1.	23	1983	1.	35	1986	1.	19	1994	1.	.188 (266.2 IP)	1981
2.	.302 (415-1373)	1998	2.	33	1984	2.	24	2019	2.	18	1986	2.	<b>.213 (306.2 IP)</b>	<b>2021</b>
3.	.301 (363-1667)	2019	3.	37	1981		24	1981		18	1984	3.	.256 (346.2 IP)	2018
4.	.296 (388-1310)	1987	4.	41	1988	4.	22	1995	4.	17	1995	4.	.257 (354.2 IP)	2004
5.	.294 (431-1465)	1986		41	2002	5.	21	2017	5.	14	2018	5.	.264 (376.1 IP)	2000
6.	.291 (377-1296)	2015	6.	45	2014		21	1982		14	2011	6.	.267 (331.0 IP)	2001
7.	.290 (484-1670)	2011	7.	46	2015	7.	20	1988		14	1985	7.	.272 (324.1 IP)	2009
8.	<b>.289 (359-1244)</b>	<b>2021</b>	8.	<b>47</b>	<b>2021</b>		20	1993	8.	13	1991	8.	.281 (339.1 IP)	2008
9.	.288 (430-1492)	1997		47	2003	9.	19	1997		13	2012	9.	.282 (326.0 IP)	2017
10.	.286 (362-1264)	1999	10.	48	1999	10.	18	2018	10.	11	2019	10.	.283 (369.2 IP)	2012
				48	2010		18	1994		11	2016			
							18	1992		11	1993			
Slugging Percentage			At Bats			Home Runs			Sacrifice Hits			Walks Allowed/7 Inning Game		
1.	.510 (1667 AB)	2019	1.	1670	2011		74	2019	1.	119	1994	1.	1.08 (169.0 IP)	1983
2.	<b>.474 (1244 AB)</b>	<b>2021</b>	2.	1667	2019	1.	57	2007	2.	114	1991		1.08 (221.0 IP)	1984
3.	.454 (1318 AB)	2007	3.	1539	2012	2.	57	2007	3.	99	1992	3.	1.09 (353.0 IP)	1987
4.	.446 (1373 AB)	1998	4.	1516	1989	3.	<b>54</b>	<b>2021</b>	4.	88	1987	4.	1.20 (397.0 IP)	1989
5.	.436 (1296 AB)	2015	5.	1492	1997	4.	43	2006	5.	76	1986	5.	1.20 (279.0 IP)	1988
6.	.430 (1308 AB)	1996	6.	1472	2005	5.	40	2008	6.	76	1993	6.	1.26 (350.0 IP)	1992
7.	.429 (1350 AB)	2006	7.	1465	1995	6.	39	2015	7.	74	1989	7.	1.29 (315.0 IP)	1996
8.	.427 (1327 AB)	2017		1465	1986	7.	38	2005	8.	71	1995	8.	1.32 (346.0 IP)	1991
9.	.412 (1251 AB)	2016	9.	1446	1994	8.	37	2018	9.	66	1997	9.	1.32 (391.0 IP)	1986
10.	.409 (1253 AB)	2013	10.	1444	2000	9.	35	2016	10.	52	2004	10.	1.37 (312.0 IP)	1985
On-Base Percentage			Runs Scored			Runs Batted In			Stolen Bases			Strikeouts/7 Inning Game		
1.	.382 (1667 AB)	2019	1.	363	2019		318	2019	1.	89 (89-117)	2019	1.	<b>6.51 (306.2)</b>	<b>2021</b>
2.	.376 (1308 AB)	1996	2.	277	1998	1.	276	1986	2.	70 (70-87)	2018	2.	5.89 (324.1 IP)	2009
3.	<b>.369 (1244 AB)</b>	<b>2021</b>	3.	276	1986	2.	276	1986	3.	68 (68-82)	2012	3.	5.59 (414.0 IP)	2019
4.	.366 (1296 AB)	2015	4.	275	2011	3.	250	2011	4.	65 (65-88)	2017	4.	5.58 (325.0 IP)	1999
5.	.359 (1349 AB)	2018	5.	270	1994	4.	241	1996	5.	60 (60-69)	1998	5.	5.27 (337.1 IP)	2006
6.	.358 (1260 AB)	2010	6.	269	2012	5.	233	1998	6.	<b>59 (59-82)</b>	<b>2021</b>	6.	5.25 (346.2 IP)	2018
7.	.358 (1373 AB)	1998	7.	261	1996	6.	230	2018	7.	58 (58-73)	2016	7.	5.11 (315.0 IP)	1996
8.	.356 (1327 AB)	2017	8.	259	1995	7.	225	1987	8.	55 (55-64)	1987	8.	4.65 (391.0 IP)	1986
9.	.354 (1446 AB)	1994	9.	258	2018	8.	220	2012	9.	54 (54-63)	1992	9.	4.33 (339.1 IP)	2008
10.	.350 (1465 AB)	1986	10.	242	1992	9.	218	1995	10.	54 (54-61)	1990	10.	4.17 (326.0 IP)	2017
Stolen Base Percentage			Hits			Total Bases			Stolen Base Attempts			Most Wins		
1.	1.000 (28-28)	1983	1.	501	2019		850	2019	1.	117 (89-117)	2019	1.	46 (46-18)	2019
2.	.929 (52-56)	1989	2.	484	2011	1.	668	2011	2.	88 (65-88)	2017	2.	40 (40-16)	1986
3.	.909 (50-55)	1988	3.	434	2012	2.	613	1998	3.	87 (70-87)	2018	3.	39 (39-13)	1987
4.	.886 (31-35)	1984	4.	431	1986	3.	598	2007	4.	82 (59-82)	<b>2021</b>		39 (39-9)	1996
5.	.885 (54-61)	1990	5.	430	1997	4.	593	1986	5.	82 (68-82)	2012	5.	38 (38-14)	1991
6.	.870 (60-69)	1998	6.	422	1996	5.	<b>590</b>	<b>2021</b>	6.	73 (58-73)	2016		38 (38-20)	1995
7.	.869 (53-61)	2011	7.	415	1998	6.	589	2012	7.	69 (60-69)	1998		38 (38-13)	1998
8.	.865 (32-37)	1982	8.	414	1994	7.	579	2006	8.	67 (53-67)	1993	8.	37 (37-21)	1989
	.865 (32-37)	2000	9.	409	1989	8.	579	2005	9.	64 (55-64)	1987	9.	36 (36-22)	1994
Most Games Played			10.	406	1995	9.	574	1997	10.	63 (54-63)	1992	10.	35 (35-18)	1992
1.	64	2019	Doubles			Walks			Earned Run Average			Saves		
2.	61	2011	1.	89	1998	1.	180	2019	1.	0.50 (391.0 IP)	1986	1.	11	2019
3.	58	1989	2.	80	2000	2.	166	2018	2.	0.58 (312.0 IP)	1985	2.	<b>8</b>	<b>2021</b>
	58	1995	3.	79	2019	3.	159	2010	3.	0.69 (353.0 IP)	1987	3.	7	2018
6.	57	1997	4.	77	2006	4.	153	1995	4.	0.73 (221.0 IP)	1984	4.	6	1991
7.	56	1986	5.	74	1995	5.	151	1994	5.	0.78 (279.0 IP)	1988		6	1981
8.	55	2005	6.	70	1997	6.	146	2009	6.	0.79 (346.0 IP)	1991		6	2011
	55	2012		69	2016	7.	<b>141</b>	<b>2021</b>	7.	1.04 (169.0 IP)	1983		6	2003
	55	2000	9.	68	1996	8.	140	1982	8.	1.13 (315.0 IP)	1996	8.	5	2015
			10.	67	2004	9.	139	1985	9.	1.36 (324.0 IP)	1990		5	1998
				67	2011		139	2015	10.	1.39 (397.0 IP)	1989	10.	4	2017
													4	1993
													4	1984
													4	1985
													4	2016





# 2022 SOUTHEAST MISSOURI SOFTBALL GUIDE

## TEAM SINGLE-SEASON



Complete Games			Fewest Earned Runs Allowed			Fewest Triples Allowed			Fielding Percentage			Double Plays Turned		
1.	50	1994	1.	23	1984	1.	1	2019	1.	.973 (945-413-37)	1996	1.	31	2011
2.	49	1989	2.	25	1983		1	2007	2.	.970 (1040-356-43)	2018	2.	24	2019
3.	45	1995	3.	26	1985	<b>3.</b>	<b>2</b>	<b>2021</b>	3.	.966 (1011-481-53)	2006	3.	23	2016
4.	44	1987	4.	28	1986		2	1996	4.	.965 (1081-518-58)	1997		23	2002
5.	43	2001	5.	31	1988	5.	3	2009	5.	.964 (1225-502-64)	2011	5.	20	2003
	43	1991	6.	35	1987	6.	4	2012	<b>6.</b>	<b>.963 (920-250-45)</b>	<b>2021</b>	6.	18	2018
	43	1986	7.	39	1991		4	1998		.963 (1059-562-63)	1987		18	2007
8.	40	1992	8.	51	1996		4	2008	8.	.961 (1123-531-67)	2005	8.	17	1995
	40	1985	9.	61	1981	9.	5	2018	9.	.960 (975-423-58)	1999		17	2013
10.	39	1996	10.	63	1990		5	2016	10.	.960 (978-433-59)	2017	10.	16	2012
							5	2005					16	2010
							5	1999						
							5	2002						
Shutouts			Fewest Walks Allowed			Fewest Home Runs Allowed			Chances			Fewest Stolen Bases Against		
1.	25	1986	1.	26	1983		5	1999	1.	1855	1994	1.	26	2007
2.	21	1996	2.	34	1984		5	1996	2.	1791	2011	2.	28	2018
3.	20	1987	3.	48	1988	1.	5	2002	3.	1785	1986	3.	35	2019
4.	17	1991	4.	55	1987		5	1993	4.	1776	1989	4.	37	2008
5.	14	2019	5.	58	1996	3.	6	1994	5.	1746	2000	5.	38	2017
	14	1985	6.	61	1985	4.	7	1997	6.	1721	2005	6.	45	2014
	14	1988	7.	63	1992		7	1995	7.	1711	2012	<b>7.</b>	<b>47</b>	<b>2021</b>
	14	1984	8.	65	1991		7	1998	8.	1706	1995	8.	51	2010
9.	13	1992	9.	68	1989	7.	11	2000	9.	1684	1987	9.	54	2009
	13	1997	10.	74	1986	8.	13	2001	10.	1682	2004	10.	59	2015
	13	1999					13	2000						
	13	2000					14	2001						
Innings Pitched			Strikeouts			Batters Faced			Putouts			Most Caught Stealing By		
1.	414.0	2019	1.	331	2019		1900	2011	1.	1242	2019	1.	22	2008
2.	408.1	2011	<b>2.</b>	<b>285</b>	<b>2021</b>	2.	1690	2012	2.	1225	2011		22	2014
3.	397.0	1989	3.	273	2009	3.	1640	1989	3.	1190	1989	3.	21	2012
4.	391.0	1986	4.	260	2018	4.	1594	1995	4.	1136	1994	4.	19	2013
5.	380.0	1994		260	1986	5.	1578	2008	5.	1131	1986	5.	16	2016
6.	376.1	2000	6.	259	1999	6.	1571	2019	6.	1129	2000		16	2011
7.	374.1	2005	7.	254	2006	7.	1556	1997	7.	1123	2005	7.	15	2010
8.	369.2	2012	8.	230	1996	8.	1555	2015	8.	1108	2012	8.	14	2017
9.	367.2	1995	9.	223	2011	9.	1543	2013	9.	1103	1995		14	2007
10.	366.0	1997	10.	218	2005	10.	1534	2010	10.	1081	1997		14	2009
Fewest Hits Allowed			Strikeouts Looking			Fewest Hit Batters			Assists					
1.	100	1983	1.	90	2019		4	1988	1.	630	1994			
2.	149	1984	2.	85	2018	1.	4	1992	2.	569	1993			
3.	176	1981	3.	72	2009		4	1994	3.	563	1986			
4.	201	1986	<b>4.</b>	<b>69</b>	<b>2021</b>		4	1996	4.	562	1987			
5.	210	1985		69	2011	5.	5	1985	5.	543	2000			
6.	219	1996	6.	61	2017		5	1987	6.	533	2003			
7.	223	1988	7.	57	2013	7.	6	1991	7.	532	1995			
8.	246	1987	8.	55	2007		6	1990	8.	531	2005			
<b>9.</b>	<b>247</b>	<b>2021</b>	9.	51	2012	9.	7	1993	9.	530	2004			
10.	258	1991	10.	49	2010	10.	8	1999	10.	526	2012			
	258	1982		49	2008									
Fewest Runs Allowed			Fewest Doubles Allowed			Runners Picked Off			Fewest Errors					
1.	41	1983	1.	26	1996		5	2018	1.	37	1996			
2.	53	1984	2.	33	1994	1.	4	2012	2.	43	2018			
3.	63	1996	3.	36	1999		4	2014	<b>3.</b>	<b>45</b>	<b>2021</b>			
4.	80	1987	<b>4.</b>	<b>44</b>	<b>2021</b>	4.	3	2016	4.	53	1988			
5.	88	1986		44	1997		3	2015		53	2006			
6.	89	1988	6.	45	1998		3	2007	6.	55	2002			
7.	95	1991	7.	46	1995		3	2011	7.	58	2019			
8.	100	1985	8.	48	1993	8.	1	2017		58	1997			
9.	112	1981	9.	49	2019		1	2013	10.	59	2017			
10.	120	1990		49	2017		1	1995		59	1984			

2021 Mark in Bold



# 2022 SOUTHEAST MISSOURI SOFTBALL GUIDE

## ANNUAL LEADERS



### Batting Average

1981	.355	Jayne Creek
1982	.287	Debbie Kennedy
1983	.211	Lori Alexander
1984	.383	Tracie Eudaley
1985	.313	Connie Simmons
1986	.367	Julie Hume
1987	.374	Pat McDonagh
1988	.301	Julie Hume
1989	.362	Lisa Foster
1990	.298	Ginger Hagler
1991	.319	Cathy Retherford
1992	.364	Karen Hudson
1993	.400	Shelley Trieb
1994	.359	Jodi Smith
1995	.399	Lisa Kraxner
1996	.388	Janis Swiderski
1997	.395	Kim Palmer
1998	.413	Kim Palmer
1999	.409	Jenny Oermann
2000	.321	Jenny Doebling
2001	.388	Renee Enos
2002	.312	Brooke Nett
2003	.333	Brooke Nett
2004	.331	Kelly Birk
2005	.343	Lindsay Pickering
2006	.364	Megan McDonald
2007	.333	Michelle Summers
2008	.406	Megan McDonald
2009	.341	Nicole Troncoso
2010	.345	Nicole Troncoso
2011	.386	Carmen Fowler
2012	.367	Evan Sallis
2013	.403	Alexis Anderson
2014	.424	Savannah Carpenter
2015	.389	Kayla Fortner
2016	.320	Claire Wernig
2017	.412	Rachel Anderson
2018	.373	Rachel Anderson
2019	.454	Rachel Anderson
2020	.480	Rachel Anderson
2021	.375	Rachel Anderson

### Slugging Percentage

1981	.579	Jayne Creek
1982	.456	Debbie Kennedy
1983	.268	Lori Alexander
1984	.467	Tracie Eudaley
1985	.379	Robin Keating
1986	.528	Pat McDonagh
1987	.448	Pat McDonagh
1988	.439	Julie Hume
1989	.462	Lisa Foster
1990	.484	Ginger Hagler
1991	.429	Karen Hudson
1992	.531	Karen Hudson
1993	.629	Shelley Trieb
1994	.536	Robyn Sitzes
1995	.619	Lisa Kraxner
1996	.570	Lisa Kraxner
1997	.622	Kim Palmer
1998	.776	Kim Palmer
1999	.553	Jenny Oermann
2000	.461	Jenny Doebling
2001	.545	Renee Enos
2002	.411	Dawn Piantino
2003	.496	Brooke Nett
2004	.458	Kelly Birk
2005	.593	Michelle Summers

2006	.582	Michelle Summers
2007	.667	Michelle Summers
2008	.691	Michelle Summers
2009	.486	Alex Ramirez
2010	.429	Nicole Troncoso
2011	.527	Shelby Kuryllo
2012	.470	Taylor Cowan
2013	.632	Alexis Anderson
2014	.656	Savannah Carpenter
2015	.832	Kayla Fortner
2016	.557	Haylee Krack
2017	.719	Rachel Anderson
2018	.547	Rachel Anderson
2019	.842	Rachel Anderson
2020	.880	Rachel Anderson
2021	.762	Ashley Ellis

### On-Base Percentage

1981	.383	Monica Buehrle
1982	.358	Debbie Kennedy
1983	.282	Lori Alexander
1984	.395	Tracie Eudaley
1985	.393	Pat McDonagh
1986	.410	Julie Hume
1987	.410	Pat McDonagh
1988	.342	Theresa Schulte
1989	.403	Lisa Foster
1990	.380	Sue Stulgo
1991	.364	Cathy Retherford
	.364	Karen Hudson
1992	.403	Karen Hudson
1993	.436	Shelley Trieb
1994	.404	Robyn Sitzes
1995	.453	Lisa Kraxner
1996	.420	Lisa Kraxner
1997	.439	Kim Palmer
1998	.479	Kim Palmer
1999	.458	Jenny Oermann
2000	.385	Jenny Doebling
2001	.436	Renee Enos
2002	.378	Courtney Eklund
2003	.420	Brooke Nett
2004	.403	Kelly Birk
2005	.419	Kelly Birk
2006	.410	Megan McDonald
2007	.440	Michelle Summers
2008	.472	Michelle Summers
2009	.456	Alex Ramirez
2010	.419	Melissa Walker
2011	.445	Carmen Fowler
2012	.405	Evan Sallis
2013	.434	Alexis Anderson
2014	.483	Savannah Carpenter
2015	.523	Kayla Fortner
2016	.392	Savannah Carpenter
2017	.483	Rachel Anderson
2018	.469	Rachel Anderson
2019	.551	Rachel Anderson
2020	.541	Rachel Anderson
2021	.476	Rachel Anderson

### At Bats

1981	110	Monica Buehrle
1982	166	Tina Revelle
1983	81	Twanda Moore
1984	107	Tracie Eudaley
1985	145	Robin Keating
1986	178	Pat McDonagh
1987	164	Tracie Eudaley

1988	136	Lisa Thornton
1989	176	Lisa Thornton
	176	Jackie Craig
	148	Karen Hudson
1990	148	Alice Marler
	159	Carol Chilton
1991	159	Carol Chilton
1992	162	Karen Hudson
1993	142	Amy Evers
1994	183	Amy Evers
1995	169	Amy Evers
	169	Kelly Heatherington
1996	152	Janis Swiderski
1997	186	Chris Shetley
1998	176	Chris Shetley
1999	161	Ricki DeArmon
2000	181	Kelsey White
2001	147	Reagan Hamlin
2002	124	Dawn Piantino
2003	141	Kate Groden
2004	166	Kelly Birk
2005	182	Michelle Summers
2006	170	Michelle Summers
2007	159	Stacia Dopudja
2008	167	Jennifer Vasquez
2009	154	Renee Kertz
2010	168	Nicole Troncoso
2011	208	Evan Sallis
2012	188	Evan Sallis
2013	147	Kaitlin Zink
2014	125	Savannah Carpenter
2015	151	Taylor McDannold
	151	Lindsey Patterson
2016	169	Claire Wernig
2017	153	Rachel Anderson
2018	150	Rachel Anderson
2019	197	Mykaela Arellanes
2020	50	Rachel Anderson
2021	136	Rachel Anderson

### Runs Scored

1981	21	Monica Buehrle
1982	20	Jo Ann Betts
1983	11	Kathy Rediger
1984	20	Lori Alexander
1985	23	Lori Alexander
	23	Pat McDonagh
1986	41	Pat McDonagh
1987	34	Pat McDonagh
1988	17	Theresa Schulte
1989	29	Lisa Foster
1990	26	Lisa Thornton
1991	37	Karen Hudson
1992	46	Karen Hudson
1993	25	Robyn Horace
	25	Gail Salger
1994	38	Amy Evers
1995	40	Kelly Heatherington
1996	37	Janis Swiderski
1997	41	Kim Palmer
1998	48	Kim Palmer
1999	29	Jenny Oermann
2000	32	Jenny Doebling
2001	31	Jenny Doebling
2002	22	Dawn Piantino
2003	23	Kate Gordon
2004	25	Suzi Lair
2005	47	Michelle Summers
2006	39	Michelle Summers
2007	36	Michelle Summers

2008	39	Michelle Summers
2009	25	Renee Kertz
2010	27	Shelby Stein
	27	Carmen Fowler
2011	43	Evan Sallis
2012	41	Evan Sallis
2013	27	Kaitlin Zink
	27	Alexis Anderson
2014	25	Haylee Krack
2015	42	Kayla Fortner
2016	32	Claire Wernig
2017	36	Mykaela Arellanes
2018	36	Rachel Anderson
2019	59	Mykaela Arellanes
2020	19	Rachel Anderson
2021	33	Kaylee Anderson

### Hits

1981	39	Monica Buehrle
1982	39	Tina Revelle
	39	Debbie Kennedy
1983	22	Linda Venable
1984	41	Tracie Eudaley
1985	43	Tracie Eudaley
1986	61	Pat McDonagh
1987	61	Pat McDonagh
1988	37	Julie Hume
1989	61	Sue Stulgo
1990	38	Alice Marler
	38	Sue Stulgo
1991	47	Andria Gaines
1992	59	Karen Hudson
1993	56	Shelley Trieb
1994	55	Gail Salger
1995	67	Lisa Kraxner
1996	59	Janis Swiderski
1997	68	Kim Palmer
1998	68	Jenny Oermann
1999	54	Jenny Oermann
2000	53	Kelsey White
	53	Jenny Doebling
2001	52	Renee Enos
2002	35	Dawn Piantino
2003	43	Brooke Nett
2004	55	Kelly Birk
2005	60	Michelle Summers
2006	55	Michelle Summers
	55	Megan McDonald
2007	52	Stacia Dopudja
2008	67	Megan McDonald
2009	46	Alex Ramirez
	46	Nicole Troncoso
2010	58	Nicole Troncoso
2011	73	Carmen Fowler
2012	69	Evan Sallis
2013	58	Alexis Anderson
2014	53	Savannah Carpenter
2015	54	Lindsey Patterson
2016	54	Claire Wernig
2017	63	Rachel Anderson
2018	56	Rachel Anderson
2019	83	Rachel Anderson
2020	24	Rachel Anderson
2021	51	Rachel Anderson



# 2022 SOUTHEAST MISSOURI SOFTBALL GUIDE

## ANNUAL LEADERS



### Runs Batted In

1981	25	Jayne Creek
1982	15	Becky Bollinger
	15	Debbie Kennedy
1983	12	Karen Watwood
1984	25	Christy Barks
1985	29	Linda Venable
1986	41	Tracie Eudaley
1987	38	Tracie Eudaley
1988	23	Julie Hume
1989	22	Theresa Schulte
1990	30	Alice Marler
1991	24	Alice Marler
1992	45	Karen Hudson
1993	46	Shelley Trieb
1994	26	Robin Sitzes
1995	43	Lisa Kraxner
1996	37	Lisa Kraxner
	37	Jodi Smith
1997	41	Kim Palmer
1998	44	Kim Palmer
1999	33	Renee Enos
2000	28	Courtney Eklund
2001	26	Jenny Doebling
2002	16	Reagan Hamlin
2003	24	Alana Bagby-Leonard
2004	20	Alana Bagby-Leonard
2005	31	Kelly Birk
2006	33	Michelle Summers
2007	40	Stacia Dopudja
2008	41	Megan McDonald
2009	27	Jennifer Vasquez
	27	Alex Ramirez
2010	25	Jennifer Vasquez
2011	48	Renee Kertz
2012	45	Renee Kertz
2013	28	Taylor Cowan
2014	29	Savannah Carpenter
2015	48	Kayla Fortner
2016	30	Savannah Carpenter
2017	33	Rachel Anderson
2018	37	Sarah Messex
2019	60	Ashley Ellis
2020	21	Ashley Ellis
2021	46	Ashley Ellis

### Doubles

1981	5	Monica Buehrle
1982	6	Debbie Kennedy
	6	Becky Bollinger
1983	7	Kathy Rediger
1984	7	Tracie Eudaley
1985	4	Lori Alexander
1986	9	Tracie Eudaley
1987	7	Chris Wood
1988	6	Julie Hume
1989	10	Andria Gaines
1990	14	Alice Marler
1991	8	Shelley Trieb
1992	11	Karen Hudson
1993	18	Shelley Trieb
1994	9	Amy Evers
1995	15	Jodi Smith
1996	13	Jodi Smith
1997	17	Chris Shetley
1998	23	Chris Shetley
1999	10	Anne Trieb
2000	14	Jenny Doebling
2001	10	Renee Enos

2002	10	Courtney Eklund
	10	Dawn Piantino
2003	8	Brooke Nett
2004	18	Kelly Birk
2005	16	Michelle Summers
2006	13	Stephanie Huffman
2007	11	Stacia Dopudja
2008	15	Megan McDonald
2009	11	Carmen Fowler
2010	9	Nicole Troncoso
2011	12	Taylor Cowan
	12	Carmen Fowler
2012	12	Lindsey Patterson
2013	9	Taylor Cowan
	9	Kaitlin Zink
2014	9	Savannah Carpenter
2015	10	Kayla Fortner
2016	12	Harli Wheeler
2017	10	Rachel Anderson
2018	11	Rachel Anderson
2019	12	Rachel Anderson
2020	5	Rachel Anderson
2021	11	Jillian Anderson

### Triples

1981	10	Jayne Creek
1982	7	Debbie Kennedy
1983	4	Kathy Rediger
1984	4	Kathy Rediger
	4	Lisa Bean
1985	3	Tracie Eudaley
	3	Lori Alexander
1986	7	Julie Hume
	7	Robin Keating
1987	4	Chris Wood
1988	4	Theresa Schulte
	4	Julie Hume
1989	3	Karen Hudson
1990	4	Ginger Hagler
1991	5	Ginger Hagler
1992	4	Traci Wren
	4	Robin Sitzes
1993	4	Lesley Mueller
1994	5	Lesley Mueller
1995	7	Lisa Kraxner
1996	4	Janis Swiderski
	4	Lisa Kraxner
1997	7	Kim Palmer
1998	2	Chris Shetley
	2	Jenny Oermann
1999	5	Kelsey White
2000	7	Kelsey White
2001	4	Jenny Doebling
2002	2	Christine Knobbe
2003	2	Brooke Nett
	2	Kelly Birk
2004	2	Lindsay Pickering
2005	3	Stephanie Mata
2006	2	Lindsay Pickering
2007	1	Michelle Summers
	1	Lindsay Pickering
2008	1	Carmen Fowler
	1	Whitney Dupuis
2009	2	Jennifer Vasquez
2010	2	Carmen Fowler
2011	3	Carmen Fowler
2012	3	Evan Sallis
2013	2	Lindsey Patterson
2014	1	Savannah Carpenter

2015	2	Shelby Eccles
2016	3	Harli Wheeler
2017	8	Rachel Anderson
2018	6	Rachel Anderson
2019	10	Rachel Anderson
2020	5	Rachel Anderson
2021	2	Rachel Anderson
	2	Austine Pauley

### Home Runs

1981	5	Debbie Kennedy
1982	2	Kathy Rediger
1983	2	Karen Watwood
	2	Linda Venable
1984	2	Christy Barks
1985	2	Connie Simmons
	2	Robin Keating
1986	6	Pat McDonagh
1987	3	Kelly Nelis
1988	1	Andria Gaines
	1	Julie Hume
	1	Mimi Trouy
1989	3	Jackie Craig
1990	3	Ginger Hagler
1991	2	Karen Hudson
1992	4	Karen Hudson
1993	5	Traci Wren
1994	6	Robyn Sitzes
1995	3	Lisa Kraxner
	3	Jodi Smith
1996	4	Kim Palmer
	4	Lisa Kraxner
1997	5	Chris Shetley
	5	Kim Palmer
1998	11	Kim Palmer
1999	3	Jenny Oermann
2000	3	Courtney Eklund
	3	Renee Enos
2001	4	Jenny Doebling
2002	2	Dawn Piantino
	2	Reagan Hamlin
	2	Jennifer Cobin
	2	Jamie Birk
2003	6	Alana Bagby-Leonard
2004	3	Alana Bagby-Leonard
2005	10	Michelle Summers
2006	11	Michelle Summers
2007	14	Michelle Summers
2008	13	Michelle Summers
2009	6	Alex Ramirez
2010	3	Carmen Fowler
2011	9	Shelby Kuryllo
2012	6	Renee Kertz
2013	9	Simone Patterson
2014	10	Haylee Krack
2015	16	Kayla Fortner
2016	8	Haylee Krack
2017	7	Rachel Anderson
2018	8	Sarah Messex
2019	17	Ashley Ellis
2020	8	Ashley Ellis
2021	19	Ashley Ellis

### Total Bases

1981	62	Jayne Creek
1982	62	Debbie Kennedy
1983	37	Kathy Rediger
1984	50	Tracie Eudaley
1985	55	Robin Keating

1986	94	Pat McDonagh
1987	73	Pat McDonagh
1988	54	Julie Hume
1989	65	Sue Stulgo
1990	60	Ginger Hagler
	60	Alice Marler
1991	63	Karen Hudson
1992	86	Karen Hudson
1993	88	Shelley Trieb
1994	67	Robyn Sitzes
	67	Gail Salger
1995	104	Lisa Kraxner
1996	85	Lisa Kraxner
1997	107	Kim Palmer
1998	111	Kim Palmer
1999	73	Jenny Oermann
2000	82	Kelsey White
2001	73	Renee Enos
2002	51	Dawn Piantino
2003	64	Brooke Nett
2004	76	Kelly Birk
2005	108	Michelle Summers
2006	99	Michelle Summers
2007	102	Michelle Summers
2008	114	Michelle Summers
2009	67	Alex Ramirez
2010	72	Nicole Troncoso
2011	97	Carmen Fowler
2012	85	Taylor Cowan
2013	91	Alexis Anderson
2014	82	Savannah Carpenter
2015	109	Kayla Fortner
2016	67	Danielle Turner
2017	110	Rachel Anderson
2018	82	Rachel Anderson
2019	154	Rachel Anderson
2020	44	Rachel Anderson
2021	99	Ashley Ellis

### Walks

1981	11	Kathy Rediger
1982	16	Becky Bollinger
1983	7	Kathy Rediger
	7	Lori Alexander
1984	12	Karen Watwood
	12	Linda Venable
1985	27	Kathy Blair
1986	19	Pat McDonagh
1987	15	Connie Simmons
1988	12	Theresa Schulte
1989	29	Karen Hudson
1990	18	Sue Stulgo
1991	17	Shelley Trieb
1992	16	Alice Marler
	16	Robyn Horace
1993	14	Robyn Horace
1994	20	Shelley Trieb
	20	Julie Davis
	20	Amy Evers
1995	25	Kelly Heatherington
1996	20	Jodi Smith
1997	19	Tami Hebert
1998	24	Tami Hebert
1999	24	Tami Hebert
2000	17	Jenny Doebling
2001	17	Jenny Doebling
2002	16	Courtney Eklund
	16	Dawn Piantino
2003	19	Amy Murphy





## 2022 SOUTHEAST MISSOURI SOFTBALL GUIDE

### ANNUAL LEADERS



2004	20	Suzi Lair
2005	28	Kelly Birk
2006	19	Charlene Ramirez
2007	24	Michelle Summers
2008	25	Alex Ramirez
2009	29	Alex Ramirez
2010	28	Alex Ramirez
2011	23	Carmen Fowler
	23	Renee Kertz
2012	18	Lindsey Patterson
2013	19	Lindsey Patterson
2014	19	Haylee Krack
2015	37	Kayla Fortner
2016	34	Sarah Messex
2017	22	Mykaela Arellanes
2018	25	Rachel Anderson
2019	35	Rachel Anderson
2020	11	Ashley Ellis
2021	30	Jillian Anderson

#### Hit By Pitch

1981	1	Tami Branson
	1	Debbie Schill
1982	1	Becky Bollinger
	1	Sherry Hamilton
	1	Kathy Rediger
1985	1	Lori Alexander
	1	Tracie Eudaley
	1	Twanda Moore
1986	5	Kelly Nelis
1987	3	Kelly Nelis
1988	1	Kathy Knaup
1989	2	Lisa Thornton
1990	4	Sue Stulgo
1991	2	Cathy Retherford
1992	3	Julie Davis
1993	2	Kim Staffey
1994	2	Julie Davis
	2	Robyn Sitzes
	2	Shelley Trieb
1995	8	Julie Davis
1996	2	Kelly Heatherington
	2	Lisa Kraxner
	2	Karen Noel
	2	Janis Swiderski
1997	8	Chris Shetley
1998	3	Chris Shetley
1999	5	Anne Trieb
2000	7	Brooke Nett
2001	14	Brooke Nett
2002	4	Brooke Nett
2003	10	Brooke Nett
2004	9	Victoria Torrez
2005	6	Victoria Torrez
2006	4	Michelle Summers
	4	Stephanie Huffman
2007	5	Michelle Summers
2008	10	Michelle Summers
2009	4	Elise Sperakos
2010	8	Shelby Stein
2011	7	Shelby Stein
2012	8	Lindsey Patterson
2013	6	Lindsey Patterson
2014	6	Jamie Woodworth
2015	3	Meaghan Touchette
	3	Lindsey Patterson
2016	10	Haylee Krack
2017	4	Claudia Gallo
	4	Darby Pruett

2018	9	Sarah Messex
2019	17	Claudia Gallo
2020	6	Kaylee Anderson
2021	6	Kaylee Anderson

#### Strikeouts

1981	11	Kathy Rediger
1982	17	Kathy Rediger
1983	14	Lisa Bean
1984	22	Lisa Bean
1985	21	Pat McDonagh
1986	17	Julie Hume
1987	13	Kelly Nelis
	13	Chris Wood
1988	9	Ann Dooley
1989	13	Karen Hudson
1990	20	Tracy Bione
1991	26	Carol Chilton
1992	21	Julie Lehmbeck
	21	Robyn Sitzes
	21	Kim Staffey
1993	27	Traci Wren
1994	19	Traci Wren
1995	25	Jodi Smith
1996	25	Kim Palmer
1997	23	Josie Earnest
1998	28	Kim Palmer
1999	24	Courtney Eklund
	24	Tami Hebert
2000	42	Courtney Eklund
2001	29	Reagan Hamlin
2002	28	Reagan Hamlin
2003	25	Alana Bagby-Leonard
2004	31	Lindsay Pickering
2005	40	Megan McDonald
2006	45	Lauren Bradley
2007	41	Stacia Dopudja
2008	26	Stacia Dopudja
2009	37	Shelby Stein
2010	45	Shelby Stein
2011	54	Kaitlin Zink
2012	29	Kaitlin Zink
2013	31	Kaitlin Zink
2014	31	Leah Duffe
2015	20	Meaghan Touchette
2016	28	Sarah Messex
	28	Darby Pruett
2017	34	Darby Pruett
2018	42	Ashley Ellis
2019	41	Ashley Ellis
2020	11	Addison Barnouski
	11	Claudia Gallo
2021	34	Ashley Ellis

#### Sacrifice Flies

1984	3	Lisa Bean
	3	Tracie Eudaley
	3	Christy Barks
1985	5	Linda Venable
1986	4	Connie Simmons
1987	1	Kelly Nelis
	1	Dina Doolen
	1	Tracie Eudaley
1988	1	Ann Dooley
1989	3	Theresa Schulte
1991	3	Cathy Retherford
1992	2	Karen Hudson
1993	4	Shelley Trieb
1994	6	Kim Staffey

1995	4	Lisa Kraxner
	4	Jodi Smith
1996	3	Jodi Smith
	3	Janis Swiderski
1997	1	Kim Palmer
	1	Melissa Thornton
	1	Michelle Frank
1998	3	Tami Hebert
1999	1	Renee Enos
	1	Tami Hebert
	1	Joanna Hicks
	1	Michelle Frank
	1	Courtney Eklund
2000	3	Renee Enos
2001	2	Renee Enos
	2	Erica Bonilla
	2	Kemi Rampi
2002	1	Brooke Nett
	1	Reagan Hamlin
	1	Dawn Piantino
2003	2	Kate Groden
2004	2	Suzi Lair
2005	3	Megan McDonald
2006	3	Jennifer Monaghan
2007	2	Katie Otterness
2008	2	Lauren Bradley
2009	1	Alex Ramirez
	1	Lauren Bradley
	1	Jennifer Vasquez
2010	2	Jennifer Vasquez
	2	Nicole Troncoso
2011	5	Carmen Fowler
2012	3	Renee Kertz
	3	Brittany Smith
2013	1	Taylor Cowan
	1	Simone Patterson
	1	Xia Wilson
	1	Jamie Woodworth
2014	2	Meaghan Touchette
	2	Savannah Carpenter
2015	2	Kayla Fortner
	2	Savannah Carpenter
2016	2	Danielle Turner
	2	Darby Pruett
	2	Riley Hayes
	2	Savannah Carpenter
2017	3	Parker Bandy
2018	4	Abby Tillotson
2019	3	Ashley Ellis
2020	2	Rachel Anderson
	2	Claudia Gallo
2021	2	Kynzie Wrigley
	2	Ashley Ellis

#### Sacrifice Hits

1981	7	Jayne Creek
	7	Margaret Schelich
1982	7	Jo Ann Betts
1984	3	Twanda Moore
	3	Karen Watwood
1985	6	Tracie Eudaley
	6	Carolyn Geile
	6	Linda Venable
1986	13	Linda Venable
	13	Kelly Nelis
1987	14	Kelly Nelis
1988	9	Julie Hume
1989	13	Sue Stulgo
1990	10	Lisa Thornton

1991	21	Alice Marler
1992	23	Robyn Horace
1993	16	Robyn Horace
1994	19	Lesley Mueller
1995	15	Amy Evers
1996	15	Kelly Heatherington
1997	15	Jenny Oermann
1998	9	Tami Hebert
1999	8	Joanna Hicks
2000	7	Brooke Nett
2001	9	Kemi Rampi
2002	7	Kemi Rampi
2003	9	Kate Groden
2004	12	Amy Murphy
	12	Victoria Torrez
2005	11	Victoria Torrez
2006	15	Charlene Ramirez
2007	9	Stephanie Mata
2008	8	Jennifer Vasquez
2009	9	Elise Sperakos
2010	9	Shelby Stein
2011	8	Kaitlin Zink
	8	Shelby Kuryllo
2012	8	Evan Sallis
2013	8	Xia Wilson
2014	9	Chelsea Smith
2015	5	India Davis
2016	8	Harli Wheeler
2017	6	Brooke Rheinecker
2018	8	Brooke Rheinecker
2019	5	Rachael Donald
2020	2	Kaylee Anderson
	2	Claudia Gallo
2021	6	Rachel Anderson

#### Stolen Bases

1981	5	Jo Ann Betts
1982	7	Tina Revelle
	7	Debbie Kennedy
1983	12	Twanda Moore
1984	13	Twanda Moore
1985	13	Pat McDonagh
1986	13	Pat McDonagh
1987	17	Pat McDonagh
1988	10	Lisa Thornton
1989	28	Lisa Thornton
1990	31	Lisa Thornton
1991	12	Carol Chilton
1992	32	Julie Lehmbeck
1993	30	Julie Davis
1994	13	Amy Evers
1995	6	Erin Frazier
1996	11	Erin Frazier
1997	14	Kim Palmer
1998	13	Michelle Frank
1999	9	Ricki DeArmon
2000	11	Kelsey White
2001	7	Brooke Nett
2002	9	Michelle Lunsford
2003	4	Stacey Declue
	4	Amy Murphy
2004	3	Stephanie Mata
2005	6	Callie Brittan
2006	5	Lindsay Pickering
2007	5	Stephanie Mata
2008	4	Carmen Fowler
2009	4	Shelby Stein
2010	5	Melissa Walker
2011	20	Cheyenne Gipson



# 2022 SOUTHEAST MISSOURI SOFTBALL GUIDE

## ANNUAL LEADERS



2012	22	Evan Sallis
2013	18	Kaitlin Zink
2014	8	Nicole Deering
2015	10	India Davis
2016	14	Harli Wheeler
2017	16	Mykaela Arellanes
2018	15	Rachel Anderson
2019	23	Rachel Anderson
2020	9	Radhel Anderson
2021	12	Rachel Anderson

### Earned Run Average

1981	1.01	Carol Heitman
1982	2.96	Kathy Williams
1983	0.81	Kenda Webb
1984	0.59	Tracie Eudaley
1985	0.36	Tracie Eudaley
1986	0.33	Tracie Eudaley
1987	0.50	Tracie Eudaley
1988	0.62	Beth Russell
1989	1.27	Missy Sanges
1990	0.69	Missy Sanges
1991	0.77	Alice Marler
1992	1.14	Melanie Thompson
1993	1.34	Amy Johannsen
1994	1.20	Nikki Mortimer
1995	1.66	Sara Reichert
1996	0.91	Chris Engelhardt
1997	1.35	Chris Engelhardt
1998	1.43	Debbie Schmelz
1999	1.35	Chris Engelhardt
2000	1.69	Jenny Doehring
2001	2.36	Jenny Doehring
2002	2.58	Kristen King
2003	2.44	Jessica Hunter
2004	2.09	Kelly Birk
2005	1.69	Elaine Fisher
2006	1.88	Elaine Fisher
2007	2.87	Elaine Fisher
2008	2.75	Elaine Fisher
2009	2.42	Giana Zimmerman
2010	3.79	Stefanie Barnes
2011	2.99	Alora Marble
2012	2.64	Alora Marble
2013	4.18	Taylor Cowan
2014	4.41	Hannah Durham
2015	4.00	Madeline Krumrey
2016	3.64	Madeline Krumrey
2017	2.38	Madeline Krumrey
2018	2.04	Haley Thogmartin
2019	1.78	Haley Thogmartin
2020	0.70	Rachel Rook
2021	2.36	Rachel Rook

### Innings Pitched

1981	76.2	Linda Ridgely
1982	206.0	Kathy Williams
1983	78.0	Kenda Webb
1984	130.0	Tracie Eudaley
1985	212.1	Tracie Eudaley
1986	234.0	Tracie Eudaley
1987	211.1	Tracie Eudaley
1988	157.0	Beth Russell
1989	214.0	Shelle Wadsworth
1990	178.0	Alice Marler
1991	263.0	Alice Marler
1992	160.0	Alice Marler
1993	136.0	Amy Johannsen
1994	151.1	Nikki Mortimer

1995	143.0	Sara Reichert
1996	120.1	Sara Reichert
1997	150.0	Debbie Schmelz
1998	167.0	Debbie Schmelz
1999	166.2	Debbie Schmelz
2000	160.1	Renee Mueller
2001	160.1	Jenny Doehring
2002	117.0	Kelly Birk
2003	106.1	Jessica Hunter
2004	149.1	Amy Fahnestock
2005	191.2	Amy Fahnestock
2006	197.2	Elaine Fisher
2007	227.0	Elaine Fisher
2008	234.1	Elaine Fisher
2009	185.0	Giana Zimmerman
2010	179.0	Stefanie Barnes
2011	159.1	Alora Marble
2012	206.2	Alora Marble
2013	176.0	Taylor Cowan
2014	103.0	Keaira Schilling
2015	176.2	Madeline Krumrey
2016	138.1	Madeline Krumrey
2017	141.0	Madeline Krumrey
2018	146.2	Madeline Krumrey
2019	177.0	Haley Thogmartin
2020	40.0	Rachel Rook
2021	163.0	Rachel Rook

### Hits Allowed

1981	57	Linda Ridgely
1982	164	Kathy Williams
1983	45	Kenda Webb
1984	80	Tracie Eudaley
1985	124	Tracie Eudaley
1986	99	Beth Russell
1987	136	Tracie Eudaley
1988	116	Beth Russell
1989	172	Shelle Wadsworth
1990	159	Alice Marler
1991	188	Alice Marler
1992	141	Alice Marler
1993	113	Amy Johannsen
1994	114	Nikki Mortimer
1995	131	Nikki Mortimer
1996	88	Sara Reichert
1997	141	Debbie Schmelz
1998	124	Debbie Schmelz
1999	155	Debbie Schmelz
2000	191	Renee Mueller
2001	170	Kristen King
2002	126	Kelly Birk
2003	130	Jessica Hunter
2004	140	Amy Fahnestock
2005	182	Amy Fahnestock
2006	193	Elaine Fisher
2007	258	Elaine Fisher
2008	246	Elaine Fisher
2009	148	Giana Zimmerman
2010	202	Whitney Dupuis
2011	169	Alora Marble
2012	216	Alora Marble
2013	205	Taylor Cowan
2014	137	Keaira Schilling
2015	218	Madeline Krumrey
2016	154	Madeline Krumrey
2017	149	Madeline Krumrey
2018	160	Madeline Krumrey
2019	158	Haley Thogmartin

2020	31	Paytience Holman
2021	114	Rachel Rook

### Runs Allowed

1981	36	Kathy Williams
1982	112	Kathy Williams
1983	20	Jeanette Vogt
1984	31	Tracie Eudaley
1985	57	Tracie Eudaley
1986	55	Beth Russell
1987	42	Beth Russell
1988	50	Beth Russell
1989	76	Shelle Wadsworth
1990	64	Alice Marler
1991	67	Alice Marler
1992	70	Alice Marler
1993	56	Lori Neely
1994	50	Amy Johannsen
1995	66	Nikki Mortimer
1996	27	Debbie Schmelz
1997	58	Debbie Schmelz
	58	Sara Reichert
1998	66	Chris Engelhardt
1999	63	Debbie Schmelz
2000	89	Renee Mueller
2001	88	Kristen King
2002	67	Kelly Birk
2003	83	Kelly Birk
2004	87	Amy Fahnestock
2005	94	Amy Fahnestock
2006	80	Stephanie Huffman
2007	145	Elaine Fisher
2008	131	Elaine Fisher
2009	86	Giana Zimmerman
2010	133	Stefanie Barnes
2011	93	Alora Marble
2012	108	Alora Marble
2013	146	Taylor Cowan
2014	97	Keaira Schilling
2015	122	Madeline Krumrey
2016	94	Madeline Krumrey
2017	69	Alexis Estes
2018	88	Madeline Krumrey
2019	67	Haley Thogmartin
2020	17	Paytience Holman
2021	62	Rachel Rook

### Earned Runs Allowed

1981	19	Linda Ridgely
1982	87	Kathy Williams
1983	9	Kenda Webb
	9	Jeanette Vogt
1984	12	Jeanette Vogt
1985	11	Tracie Eudaley
1986	16	Beth Russell
1987	20	Beth Russell
1988	17	Shelle Wadsworth
1989	45	Shelle Wadsworth
1990	31	Alice Marler
1991	29	Alice Marler
1992	45	Alice Marler
1993	42	Lori Neely
1994	30	Amy Johannsen
1995	47	Nikki Mortimer
1996	21	Debbie Schmelz
1997	50	Sara Reichert
1998	49	Chris Engelhardt
1999	46	Debbie Schmelz
2000	60	Renee Mueller

2001	60	Kristen King
2002	46	Rachel Van Fleet
2003	55	Kelly Birk
2004	62	Amy Fahnestock
2005	66	Amy Fahnestock
2006	66	Stephanie Huffman
2007	93	Elaine Fisher
2008	92	Elaine Fisher
2009	66	Whitney Dupuis
2010	100	Whitney Dupuis
2011	79	Shea Cothren
2012	78	Alora Marble
2013	105	Taylor Cowan
2014	86	Keaira Schilling
2015	101	Madeline Krumrey
2016	72	Madeline Krumrey
2017	56	Alexis Estes
2018	79	Madeline Krumrey
2019	45	Haley Thogmartin
2020	12	Paytience Holman
2021	55	Rachel Rook

### Strikeouts (Pitching)

1982	30	Kathy Williams
	30	Deb Kennedy
1983	17	Jenny Vogt
1984	53	Tracie Eudaley
1985	83	Tracie Eudaley
1986	200	Tracie Eudaley
1987	135	Tracie Eudaley
1988	57	Beth Russell
1989	64	Shelle Wadsworth
1990	79	Alice Marler
1991	162	Alice Marler
1992	78	Alice Marler
1993	72	Amy Johannsen
1994	66	Amy Johannsen
1995	115	Sara Reichert
1996	92	Sara Reichert
1997	79	Debbie Schmelz
1998	96	Christine Engelhardt
1999	132	Christine Engelhardt
2000		
2001	90	Jenny Doehring
2002	60	Kelly Birk
2003	47	Kelly Birk
2004	90	Amy Fahnestock
2005	114	Amy Fahnestock
2006	156	Elaine Fisher
2007	135	Elaine Fisher
2008	160	Elaine Fisher
2009	48	Whitney Dupuis
2010	89	Stefanie Barnes
2011	97	Alora Marble
2012	102	Alora Marble
2013	89	Taylor Cowan
2014	76	Keaira Schilling
2015	94	Madeline Krumrey
2016	87	Madeline Krumrey
2017	96	Madeline Krumrey
2018	108	Madeline Krumrey
2019	142	Haley Thogmartin
2020	51	Rachel Rook
2021	196	Rachel Rook

\* 2020 Season shortened to 17 games due to COVID-19 pandemic.



## 2022 SOUTHEAST MISSOURI SOFTBALL GUIDE

### COACHING HISTORY



Year	Head Coach	Overall Record	Conference Record	Conference Finish	Postseason
1977	Marge Mates	6-6	-	-	-
1978	Marge Mates	7-8	-	-	-
1979	Marge Mates	9-9	-	-	-
1980	Marge Mates	21-18	-	-	-
1981	Marge Mates	22-14-1	-	-	-
<b>Career Record</b>		65-55-1 (.537)			
1982	Brenda Buckner	21-28	3-1/MIAA	-	-
<b>Career Record</b>		21-28 (.429)			
<b>MIAA Record</b>		3-1 (.780)			
1983	Lana Richmond	13-10	3-3/MIAA	-	-
1984	Lana Richmond	25-8	8-2/MIAA	-	-
1985	Lana Richmond	32-17	9-2/MIAA	-	-
1986	Lana Richmond	40-16	13-5/MIAA	-	NCAA South Regional
1987	Lana Richmond	39-13	9-3/MIAA	-	NCAA Central Regional
1988	Lana Richmond	21-20	4-8/MIAA	-	-
1989	Lana Richmond	37-21	6-2/MIAA	-	NCAA South Regional
1990	Lana Richmond	28-21	5-5/MIAA	-	-
1991	Lana Richmond	38-14	11-4/MIAA	-	NCAA Final Four
1992	Lana Richmond	35-18	-	-	-
1993	Lana Richmond	30-19	-	-	-
1994	Lana Richmond	36-22	17-9/OVC	3rd	OVC Tournament Champions
1995	Lana Richmond	38-20	22-4/OVC	1st *	OVC Tournament Champions
1996	Lana Richmond	39-9	22-2/OVC	1st *	OVC Tournament Champions
1997	Lana Richmond	33-23-1	20-5/OVC	1st *	OVC Tournament Champions
1998	Lana Richmond	38-13-1	16-2/OVC	1st *	OVC Tournament Champions
1999	Lana Richmond	31-17	16-2/OVC	1st *	OVC Tournament Champions
					NCAA Regional (Tucson, Ariz.)
2000	Lana Richmond	31-24	17-7/OVC	3rd	OVC Tournament
2001	Lana Richmond	25-25	16-5/OVC	2nd	OVC Tournament
2002	Lana Richmond	14-27	9-12/OVC	5th	OVC Tournament
2003	Lana Richmond	18-29	11-9/OVC	4th	OVC Tournament
2004	Lana Richmond	16-36	10-14/OVC	6th	OVC Tournament
2005	Lana Richmond	27-28	13-14/OVC	5th	OVC Tournament
2006	Lana Richmond	28-24	14-13/OVC	5th	OVC Tournament
2007	Lana Richmond	20-29	11-16/OVC	8th	-
2008	Lana Richmond	24-28	11-16/OVC	8th	-
2009	Lana Richmond	29-21	16-8/OVC	2nd	OVC Tournament
2010	Lana Richmond	17-31	6-17/OVC	10th	-
2011	Lana Richmond	31-31	17-12/OVC	5th	OVC Tournament
2012	Lana Richmond	25-30	13-16/OVC	7th	-
2013	Lana Richmond	15-33	6-18/OVC	10th	-
2014	Lana Richmond	11-34	3-20/OVC	12th	-
<b>Career Record</b>		884-710-2 (.554)			
<b>OVC Record</b>		286-221 (.564)			
<b>MIAA Record</b>		68-34 (.667)			
2015	Mark Redburn	19-27	12-12/OVC	7th	OVC Tournament
2016	Mark Redburn	16-33	10-17/OVC	10th	-
2017	Mark Redburn	23-27	8-14/OVC	9th	-
2018	Mark Redburn	33-20	15-7/OVC	4th	OVC Tournament
2019	Mark Redburn	46-18	17-5/OVC	1st *	OVC Tournament Champions
					NCAA Regional (Oxford, Miss.)
2020	Mark Redburn	12-5	Season cancelled due to COVID-19 pandemic		
2021	Mark Redburn	30-17	23-6/OVC	1st *	OVC Tournament
<b>SEMO Record</b>		179-147 (.549)			
<b>OVC Record</b>		85-61 (.582)			
<b>Division I Record</b>		269-322 (.455)			
<b>Career Record</b>		393-396 (.498)			

\* - Denotes OVC Regular-Season Championship

#### Head Coach Records

Marge Mates (1877-81)	66-55-1
Brenda Buckner (1982)	21-28
Lana Richmond (1983-2014)	884-710-2
Mark Redburn (2015-present)	179-147

#### Assistant Coaches

Hallie Blackney.....	2012	Karen Hudson.....	1995
Kerri Blaylock (Grad. Assistant).....	1989	Kristen Jones.....	2016-pr.
Samantha Buckner.....	2010	Joel Kaden.....	2000-01
Aubrie Carmack.....	2017-18	Stephanie Mata.....	2013-14
Mike Clark.....	1978-81	Killian Roessner.....	2011-12
Michelle Cobb.....	1977	Suzanne Scheef.....	1996-97
Jeff Dabney.....	2009-10	Joe Scherer.....	1982
Debbie Dever.....	1983	Kerry Shaw.....	2015
Elizabeth Economon.....	2011	Jeannine Soncini.....	2004-08
Renee Enos.....	2002-03	Michelle Summers.....	2009
Judy Favor (Grad. Assistant).....	1991-92	Billy Underwood.....	2002
Buddy Foster.....	1998-99	Linda Venable (Grad. Assistant).....	1988
Cindy Gannon.....	1986-89	Carrie Weygandt.....	1994
Bill Graham.....	2019	Sarah Willis.....	2013-14
Matthew Guemmer.....	2020-pr.	Stephanie Winter.....	2015-16
Tami Hebert.....	2003		

#### Softball By The Numbers

Total Years.....	45	Most OVC Losses in a Season.....	20 (2014)
All-Time Record.....	1,150-840-3	Fewest OVC Losses in a Season.....	2
NCAA Division I Era (Yrs.).....	1992-pr. (30)	(1996, 1998, 1999)	
NCAA Division II Era (Yrs.).....	1977-91 (15)	Longest OVC Winning Streak.....	21 games
NCAA Division I Record.....	790-717-2 (.524)	(Mar. 23-Apr. 27, 1996)	
Most Wins in a Season D-I Era.....	46 (2019)	Longest OVC Losing Streak.....	16 games
NCAA Division II Record.....	360-223-1 (.617)	(Mar. 30-May 3, 2014)	
Most Wins in a Season D-II Era.....	40 (1986)	OVC Regular-Season Titles.....	7
30+ Win Seasons.....	18	(1995, 1996, 1997, 1998, 1999, 2019, 2021)	
(1985, 1986, 1987, 1989, 1991, 1992, 1993,		OVC Tournament Titles.....	6
1994, 1995, 1996, 1997, 1998, 1999, 2000,		(1994, 1996, 1997, 1998, 1999, 2019)	
2011, 2018, 2019, 2021)		OVC Tournament Appearances.....	19
40-Win Seasons.....	2 (1986, 2019)	(1994, 1995, 1996, 1997, 1998, 1999, 2000,	
Most Wins in a Season.....	46 (2019)	2001, 2002, 2003, 2004, 2005, 2006,	
Fewest Wins in a Season.....	6 (1977)	2009, 2011, 2015, 2018, 2019, 2021)	
Most Losses in a Season.....	36 (2004)	OVC Tournament Record.....	45-30
Fewest Losses in a Season.....	6 (1977)	MIAA Record.....	71-35 (.670)
Winning Seasons.....	26	MIAA Titles.....	1 (1991)
Consecutive Winning Seasons.....	12	Most MIAA Wins in a Season.....	13 (1986)
(1989-2000)		Fewest MIAA Wins in a Season.....	3
Consecutive Losing Seasons.....	6	(1982, 1983)	
(2012-2017)		Most MIAA Losses in a Season.....	8 (1988)
Longest Winning Streak.....	32 games	Fewest MIAA Losses in a Season.....	1 (1982)
(Mar. 10-Apr. 18, 1996)		NCAA Division I Tournament App.....	2
Longest Losing Streak.....	13 games	(1999, 2019)	
(Mar. 30-Apr. 23, 2014)		NCAA Division II Tourney Record.....	2-4
OVC Record.....	371-282 (.568)	NCAA Division II Tourney App.....	4
OVC Winning Seasons.....	15	(1986, 1987, 1989, 1991. Advanced to	
Most OVC Wins in a Season.....	23	finals in 1991)	
(2021)		NCAA Division II Tourney Record.....	6-8
Fewest OVC Wins in a Season.....	3 (2014)		





## 2022 SOUTHEAST MISSOURI SOFTBALL GUIDE

### MISCELLANEOUS RECORDS



#### Year-by-Year Division II Records

	Overall		
1977	6-6	-	-
1978	7-8	-	-
1979	9-9	-	-
1980	21-18	-	-
1981	22-14-1	-	-
1982	21-28	3-1	MIAA
1983	13-10	3-3	MIAA
1984	25-8	8-2	MIAA
1985	32-17	9-2	MIAA
1986	40-16	13-5	MIAA
1987	39-13	9-3	MIAA
1988	21-20	4-8	MIAA
1989	37-21	6-2	MIAA
1990	28-21	5-5	MIAA
1991	38-14	11-4	MIAA

#### Year-by-Year Division I Records

	Overall	OVC	Finish
1992	35-18	-	-
1993	30-19	-	-
1994	36-22	17-9	3rd
1995	38-20	22-4	1st
1996	39-9	22-2	1st
1997	33-23-1	20-5	1st
1998	38-13-1	16-2	1st
1999	31-17	16-2	1st
2000	31-24	17-7	3rd
2001	25-25	16-5	2nd
2002	14-27	9-12	5th
2003	18-29	11-9	4th
2004	16-36	10-14	6th
2005	27-28	13-14	5th
2006	28-24	14-13	5th
2007	20-29	11-16	8th
2008	24-28	11-16	8th
2009	29-21	16-8	2nd
2010	17-31	6-17	10th
2011	31-30	17-12	5th
2012	25-30	13-16	7th
2013	15-33	6-18	10th
2014	11-34	3-20	12th
2015	19-27	12-12	7th
2016	16-33	10-17	10th
2017	23-27	8-14	9th
2018	33-20	15-7	4th
2019	46-18	17-5	t1st
2020 ^	12-5	-	-
2021	30-17	23-6	1st

^ - Cancelled due to COVID-19

#### NCAA Tournament Records

1986	0-2
1987	1-2
1989	2-2
1991	3-2
1999	1-2
Total	7-10

#### OVC Tournament Records

1994	4-0	1st
1995	1-2	-
1996	4-1	1st
1997	4-1	1st
1998	4-1	1st
1999	4-0	1st
2000	3-2	2nd
2001	1-2	-
2002	1-2	-
2003	3-2	-
2004	1-2	-
2005	2-2	-
2006	1-2	-
2009	2-2	-
2011	4-2	2nd
2015	0-2	-

2018	0-2	-
2019	4-1	1st
2021	2-2	2nd
Total	45-30	

#### OVC Tournament Records by Seed

		Year(s)
#1	23-8	'95, '96, '97, '98, '99, '19, '21
#2	3-4	'01, '09
#3	7-2	'94, 2000
#4	3-4	'03, '18
#5	8-8	'02, '05, '06, '11
#6	1-2	'04
#7	0-2	'15

#### OVC Tournament Records vs. Seed

vs. #1	2-6
vs. #2	8-9
vs. #3	5-3
vs. #4	11-5
vs. #5	9-3
vs. #6	5-3

vs. #7	1-0
vs. #8	4-1

#### OVC Regular-Season Titles

	Head Coach
1995	Lana Richmond
1996	Lana Richmond
1997	Lana Richmond
1998	Lana Richmond
1999	Lana Richmond
2019	Mark Redburn
2021	Mark Redburn

#### OVC Tournament Titles

	Head Coach
1994	Lana Richmond
1996	Lana Richmond
1997	Lana Richmond
1998	Lana Richmond
1999	Lana Richmond
2019	Mark Redburn



Rachel Anderson was named the 2017 Ohio Valley Conference Freshman of the Year and the 2019 OVC Player of the Year.



Mark Redburn led the Redhawks to a program record 46 wins, OVC regular-season and tournament titles, and an NCAA Regional appearance in 2019. Redburn was named OVC Coach of the Year that season.





2022 SOUTHEAST MISSOURI SOFTBALL GUIDE  
2019 NCAA TOURNAMENT



Ole Miss



RAGIN' CAJUNS





## 2022 SOUTHEAST MISSOURI SOFTBALL GUIDE

### POSTSEASON HISTORY



#### OVC Tournament Appearances

##### 1994 (at Austin Peay)\*

#3 SE Missouri 3, #6 Austin Peay 0  
#3 SE Missouri 12, #7 Morehead State 0  
#3 SE Missouri 9, #5 Eastern Kentucky 2  
#3 SE Missouri 3, #2 Middle Tennessee 2

##### 1995 (at Eastern Kentucky)

#1 SE Missouri - bye  
#1 SE Missouri 3, #4 Eastern Kentucky 2  
#2 Tennessee Tech 8, #1 SE Missouri 2  
#4 Eastern Kentucky 2, #1 SE Missouri 0

##### 1996 (at Middle Tennessee)\*

#1 SE Missouri 8, #8 Tennessee State 0  
#1 SE Missouri 1, #4 UT Martin 0  
#1 SE Missouri 3, #2 Middle Tennessee 1  
#5 Tennessee Tech 4, #1 SE Missouri 3  
#1 SE Missouri 5, #5 Tennessee Tech 1

##### 1997 (at Morehead State)\*

#1 SE Missouri 2, #8 Austin Peay 1  
#1 SE Missouri 2, #4 UT Martin 1  
#1 SE Missouri 2, #2 Tennessee Tech 0  
#3 Eastern Illinois 5, #1 SE Missouri 1  
#1 SE Missouri 12, #3 Eastern Illinois 2

##### 1998 (at Southeast Missouri)\*

#1 SE Missouri 8, #8 Austin Peay 2  
#1 SE Missouri 8, #5 Tennessee Tech 2  
#1 SE Missouri 3, #6 Eastern Illinois 2  
#6 Eastern Illinois 2, #1 SE Missouri 1  
#1 SE Missouri 13, #6 Eastern Illinois 4

##### 1999 (at UT Martin)\*

#1 SE Missouri 5, #8 UT Martin 0  
#1 SE Missouri 5, #4 Tennessee Tech 2  
#1 SE Missouri 9, #2 Middle Tennessee 0  
#1 SE Missouri 7, #5 Eastern Illinois 1

##### 2000 (at Middle Tennessee)

#3 SE Missouri 4, #6 Morehead State 3  
#3 SE Missouri 3, #2 Eastern Illinois 2  
#1 Middle Tennessee 3, #3 SE Missouri 1  
#3 SE Missouri 2, #4 Tennessee Tech 1  
#1 Middle Tennessee 3, #3 SE Missouri 1

##### 2001 (at Tennessee Tech)

#3 Eastern Kentucky 2, #2 SE Missouri 0  
#2 SE Missouri 1, #5 Tennessee State 0  
#4 Eastern Illinois 1, #2 SE Missouri 0

##### 2002 (at Eastern Kentucky)

#5 SE Missouri 5, #4 Austin Peay 3  
#1 Eastern Kentucky 7, #5 SE Missouri 0  
#3 UT Martin 5, #5 SE Missouri 1

##### 2003 (at Tennessee Tech)

#4 SE Missouri 5, #5 Austin Peay 4  
#1 Tennessee Tech 4, #4 SE Missouri 0  
#4 SE Missouri 4, #3 UT Martin 3  
#4 SE Missouri 4, #6 Eastern Illinois 2  
#2 Eastern Kentucky 7, #4 SE Missouri 2

##### 2004 (at Eastern Kentucky)

#6 SE Missouri 3, #3 Tennessee Tech 0  
#2 UT Martin 9, #6 SE Missouri 6  
#5 Jacksonville State 5, #6 SE Missouri 4

##### 2005 (at Jacksonville State)

#4 UT Martin 3, #5 SE Missouri 2  
#5 SE Missouri 6, #3 Samford 5 (11 inn.)  
#5 SE Missouri 4, #4 UT Martin 1  
#1 Jacksonville State 6, #5 SE Missouri 4

##### 2006 (at Tennessee Tech)

#5 SE Missouri 3, #4 UT Martin 0  
#1 Tennessee Tech 8, #5 SE Missouri 0  
#6 Eastern Kentucky 3, #5 SE Missouri 0

##### 2009 (at Jacksonville State)

#2 SE Missouri 1, #3 Morehead State 0  
#2 SE Missouri 7, #5 Tennessee Tech 1  
#4 UT Martin 3, #2 SE Missouri 2 (8 inn.)  
#4 UT Martin 4, #2 SE Missouri 1

##### 2011 (at Eastern Illinois)

#5 SE Missouri 4, #4 SIU Edwardsville 3 (8 inn.)  
#5 SE Missouri 4, #1 Eastern Illinois 0  
#2 Jacksonville State 4, #5 SE Missouri 0  
#5 SE Missouri 9, #1 Eastern Illinois 1  
#5 SE Missouri 3, #2 Jacksonville State 2  
#2 Jacksonville State 9, #5 SE Missouri 5

##### 2015 (at SIU Edwardsville)

#2 Jacksonville State 21, #7 SE Missouri 0  
#6 Eastern Illinois 10, #7 SE Missouri 9 (12 inn.)

##### 2018 (at Oxford, Ala.)

#5 SIU Edwardsville 5, #4 SE Missouri 4  
#8 Morehead State 4, #4 SE Missouri 1

##### 2019 (at Oxford, Ala.)\*

#1 SE Missouri 6, #5 Eastern Kentucky 0  
#2 Jacksonville State 4, #1 SE Missouri 3  
#1 SE Missouri 11, #5 Eastern Kentucky 8  
#1 SE Missouri 8, #2 Jacksonville State 2  
#1 SE Missouri 6, #2 Jacksonville State 5

##### 2021 (at Oxford, Ala.)

#1 SE Missouri 11, #4 Jacksonville State 2  
#2 Eastern Kentucky 2, #1 SE Missouri 1  
#1 SE Missouri 4, #4 Jacksonville State 3 (8 inn.)  
#2 Eastern Kentucky 5, #1 SE Missouri 4

\* OVC Tournament Champion

#### NCAA Tournament Appearances

##### 1986 NCAA Division II Tournament

*South Regional - Huntsville, Texas*  
Stephen F. Austin 2, SE Missouri 0  
Sam Houston State 3, SE Missouri 0

##### 1987 NCAA Division II Tournament

*Central Regional - Warrensburg, Mo.*  
SE Missouri 4, Central Missouri State, 2  
Florida Southern 2, SE Missouri 0  
Florida Southern 3, SE Missouri 0

##### 1989 NCAA Division II Tournament

*South Regional - Lakeland, Fla.*  
SE Missouri 2, Barry 1 (9 inn.)  
Florida Southern 4, SE Missouri 0  
SE Missouri 5, Missouri-St. Louis 2  
Florida Southern 4, SE Missouri 1

##### 1991 NCAA Division II Tournament

*South Regional - Lakeland, Fla.*  
SE Missouri 1, Florida Southern 0  
SE Missouri 3, Central Missouri 1  
SE Missouri 3, Florida Southern 1  
Finals - Midland, Mich.  
Portland State 3, SE Missouri 2  
Bloomsburg 9, SE Missouri 4

\* - Regional Champs; Final Four;  
National Fourth-Place

##### 1999 NCAA Division I Tournament

*No. 2 Regional - Tucson, Ariz.*  
Kansas 5, SE Missouri 1  
SE Missouri 2, East Carolina 1  
Kansas 3, SE Missouri 1 (11 inn.)

##### 2019 NCAA Division I Tournament

*Regional - Oxford, Miss.*  
#7 Louisiana 3, SE Missouri 2  
SE Missouri 2, Chattanooga 1  
#17 Ole Miss 10, SE Missouri 0 (5 inn.)





# 2022 SOUTHEAST MISSOURI SOFTBALL GUIDE

## YEARLY RESULTS



### 1977 Marge Mates (6-6)

No Results Available

### 1978 Marge Mates (7-8)

No Results Available

### 1979 Marge Mates (9-9)

No Results Available

### 1980 Marge Mates (21-18)

No Results Available

### 1981 Marge Mates (22-14-1)

Central Michigan	W	1-0
Grandview	W	5-2
Missouri State	W	2-0
Saint Louis	W	4-0
Saint Louis	L	1-3
Minnesota-Duluth	W	12-1
Oklahoma	L	2-7
Oklahoma State	L	1-11
Oklahoma State	L	2-4
Missouri Southern	W	10-0
Northwest Missouri	T	2-2
Northwest Missouri	W	2-0
Iowa State	L	0-2
Texas Woman's	L	1-8
Pittsburg State	L	3-9
Southern Illinois	W	5-2
Iowa	W	7-2
Missouri State	W	8-7
Southern Illinois	W	5-0
Southern Illinois	L	1-2
McKendree	W	3-1
SIU Edwardsville	L	3-5
Southern Illinois	W	6-4
Southern Illinois	W	12-3
Florissant Valley	L	5-9
SIU Edwardsville	W	3-1
William Woods	W	2-1
Florissant Valley	W	8-0
SIU Edwardsville	W	3-2
William Woods	W	3-1
Missouri Southern	L	3-8
Missouri Western	W	5-4
William Woods	W	2-1
Missouri-St. Louis	L	1-2
North Dakota	L	2-3
Benedictine	W	9-1
Central Missouri	L	3-4

### 1982 Brenda Bruckner (21-28)

at Central Oklahoma	L	1-7
at Wichita State	W	4-0
at Central Oklahoma	L	0-5
at Oklahoma Baptist	L	2-4
at Oklahoma Baptist	L	6-8
at Nebraska Wesleyan	L	1-7
at Missouri State	L	0-8
at Missouri State	L	0-10
at Pittsburg State	L	3-11
at Pittsburg State	L	1-10
Missouri-St. Louis	W	3-2
Missouri-St. Louis	W	1-0
Saint Louis	W	2-1
Saint Louis	L	0-8
Central Michigan	L	0-6
Central Michigan	L	0-8
at Belleville JC	W	11-3
at Belleville JC	W	19-5
Meramec-St. Louis	L	0-4
Meramec-St. Louis	W	4-1
at Culver-Stockton	L	7-8
at Central Methodist	W	3-0
at William Woods	L	0-10
at Central Iowa	W	4-2
at Southern Illinois	W	1-0
at Southern Illinois	L	3-4
Missouri-St. Louis	W	4-2
Nicholls State	L	0-10
Truman State	L	1-4
Lincoln	W	2-1
SIU Edwardsville	L	1-4
SIU Edwardsville	W	4-1
Mineral Area CC	W	10-3
at Western Illinois	L	0-6
at Evansville	L	0-5
at Southern Illinois	L	5-7
at Central Missouri	W	4-2
at Northwest Missouri	L	2-7
at Central Missouri	W	3-0
at Northwest Missouri	L	4-5
at Southern Illinois	W	3-2
at Southern Illinois	L	4-5
Saint Louis	L	4-5
Saint Louis	W	2-1
at Northwest Missouri	L	0-4
at Northwest Missouri	L	2-3
at Truman State	W	5-1
at Missouri S&T	W	7-2
at Lincoln	W	4-1

### 1983 Lana Richmond (13-10, 3-3 MIAA)

3/25 at Wisconsin	L	2-3
3/25 at Western Illinois	L	0-4
3/29 at Southern Illinois	L	0-10
3/29 at Southern Illinois	L	0-5
4/12 at SIU Edwardsville	W	4-3
4/12 at SIU Edwardsville	L	1-6
4/15 at Southern Illinois	W	5-3
4/15 at SIU Edwardsville	W	4-2
4/16 at Eastern Illinois	W	2-0
4/16 at SIU Edwardsville	L	0-1
4/17 Missouri-St. Louis*	W	2-1
4/17 Truman State*	L	3-4
4/17 SIU Edwardsville	L	0-4

4/19 Saint Louis	W	7-0
4/19 Saint Louis	W	3-0
4/23 at Indiana State	W	2-1
4/23 at Indiana State	W	3-2 (9)
4/23 at Missouri-St. Louis*	W	6-0
4/23 at Lincoln*	W	6-3
4/29 at Missouri-St. Louis*	L	2-3 (14)
4/29 at Central Missouri*	L	2-5

\* - MIAA Game

### 1984 Lana Richmond (25-8, 8-2 MIAA)

3/25 vs. Northwest Missouri	L	8-9
3/25 vs. Central Oklahoma	W	4-0
3/30 at Evansville	L	1-3
3/30 vs. Ball State	W	3-0
3/31 at Evansville	W	5-4
3/31 vs. Ball State	W	9-0
3/31 vs. Illinois-Chicago	W	6-0
4/3 at Southern Illinois	L	3-4
4/3 at Southern Illinois	W	4-0
4/7 Missouri-St. Louis*	W	5-0
4/7 Missouri S&T*	W	11-0
4/7 Central Missouri*	W	1-0
4/7 Truman State*	W	3-2
4/8 Lincoln*	W	17-1
4/8 Northwest Missouri*	W	4-2
4/14 Arkansas State	W	9-1
4/14 Mississippi State	W	2-0
4/15 Kentucky Wesleyan	W	7-0
4/15 William Woods	L	0-1
4/18 at Southern Indiana	L	0-2
4/18 at Southern Indiana	W	4-1
4/19 Saint Louis	W	8-2
4/19 Saint Louis	W	4-0
4/20 at Evansville	W	3-1
4/20 vs. Xavier	W	3-1
4/25 Southern Illinois	W	4-1
4/25 Southern Illinois	L	0-4
4/27 at Central Missouri*	W	1-0
4/28 at Truman State*	W	4-0
4/28 at Northwest Missouri*	L	5-6
4/28 at Northwest Missouri*	L	2-6
5/3 at SIU Edwardsville	W	3-2
5/3 at SIU Edwardsville	W	2-0

\* - MIAA Game

### 1985 Lana Richmond (32-17, 9-2 MIAA)

3/10 vs. Sam Houston +	L	3-7
3/10 vs. Sam Houston +	L	1-6
3/11 vs. Mississippi State +	L	0-2
3/11 vs. Mississippi State +	L	5-9
3/12 vs. Lamar State +	L	2-3
3/12 vs. Lamar State +	W	6-0
3/13 vs. Northwest Missouri +	W	3-2
3/13 vs. Pittsburg State +	W	5-1
3/20 at Missouri-St. Louis*	W	4-0
3/20 at Missouri-St. Louis*	W	4-0
3/23 at Kentucky Wesleyan	W	3-0
3/23 at Kentucky Wesleyan	W	1-0
3/26 Evansville	L	2-3
3/26 Evansville	W	2-1
3/29 vs. Saginaw Valley #	W	1-0
3/29 vs. Lake Superior #	W	5-1

3/29 vs. Wayne State #	W	6-2
4/1 Saint Louis	W	4-0
4/1 Saint Louis	W	10-0
4/2 at Southern Illinois	L	1-6
4/2 at Southern Illinois	L	1-6
4/5 vs. SIU Edwardsville	W	5-4
4/9 at Saint Louis	W	11-1
4/9 at Saint Louis	W	5-2
4/12 vs. Central Missouri* !	W	6-0
4/12 vs. Missouri S&T* !	W	2-1
4/12 vs. Truman State* !	W	1-0
4/13 vs. Northwest Missouri* !	W	4-1
4/13 vs. Lincoln* !	W	8-0
4/13 vs. Missouri-St. Louis* !	W	2-0
4/16 Southern Indiana	W	4-0
4/16 Southern Indiana	W	5-2
4/18 SIU Edwardsville	L	1-4
4/18 SIU Edwardsville	W	2-1
4/19 Kentucky Wesleyan &	W	12-6
4/19 SIU Edwardsville &	L	1-2
4/20 Arkansas State &	W	5-0
4/20 William Woods &	L	0-1
4/23 at Southern Illinois	L	0-1
4/23 at Southern Illinois	L	0-5
4/27 at Truman State*	L	0-1
4/28 at Missouri-St. Louis*	W	18-5
4/28 at Central Missouri*	W	2-0
4/29 at Northwest Missouri*	W	4-1
4/29 at Truman State*	L	1-2
4/30 at Missouri Baptist	W	10-1
4/30 at Missouri Baptist	W	6-2
5/2 at SIU Edwardsville	L	1-2
5/2 at SIU Edwardsville	L	0-2

\* - MIAA Game; + - Spring Break Trip (Texas);  
# - Southern Indiana Tournament; ! - MIAA  
Round Robin Tournament; & - SEMO Riverboat  
Tournament

### 1986 Lana Richmond (40-16, 13-5 MIAA)

3/8 at Arkansas State	W	11-0
3/8 at Arkansas State	W	10-0
3/10 vs. Sam Houston #	L	0-1
3/10 vs. Sam Houston #	L	1-6
3/11 vs. Stephen F. Austin #	L	0-1
3/11 vs. Stephen F. Austin #	W	3-1
3/12 vs. Emporia State #	W	6-0
3/12 vs. Emporia State #	W	4-0
3/17 Tarkio College	W	1-0
3/17 Tarkio College	W	3-0
3/20 Saint Louis	W	10-2
3/20 Saint Louis	W	8-5
3/25 at UT Martin	W	11-0
3/25 at UT Martin	W	10-3
3/26 Elmhurst College	W	6-0
3/26 Elmhurst College	W	13-0
3/27 Missouri-St. Louis*	W	7-0
3/27 Lewis College	W	4-1
3/29 vs. Central Missouri*	W	6-0
3/29 at Lincoln*	W	18-0
4/1 Evansville	W	4-0
4/1 Evansville	L	5-6
4/3 UT Martin	W	7-0
4/3 UT Martin	W	10-5
4/4 vs. Greenville ^	L	0-4
4/4 vs. Northwest Missouri* ^	W	2-0
4/4 vs. Southern Indiana ^	W	10-0



## 2022 SOUTHEAST MISSOURI SOFTBALL GUIDE

### YEARLY RESULTS



4/5	vs. Wayne State ^	L	1-5
4/5	vs. Grand Valley ^	W	10-2
4/8	at Southern Indiana	W	8-0
4/8	at Southern Indiana	W	13-1
4/11	vs. Missouri-St. Louis*	W	7-0
4/11	vs. Central Missouri*	W	5-4
4/11	vs. Missouri S&T*	W	8-1
4/12	vs. Truman State*	L	0-1
4/12	vs. Northwest Missouri*	L	1-5
4/12	vs. Lincoln*	W	18-0
4/14	at Missouri S&T*	W	6-2
4/14	at Truman State*	W	3-2
4/16	at Southern Illinois	L	4-5
4/16	at Southern Illinois	L	1-2
4/18	Akron &	W	2-1
4/18	Mississippi &	W	4-3
4/19	Arkansas State &	W	4-1
4/23	at Southern Illinois	W	1-0
4/23	at Southern Illinois	L	0-3
4/25	vs. Truman State*!	L	1-2
4/25	vs. Missouri S&T*!	W	4-2
4/25	vs. Northwest Missouri*!	W	2-0
4/26	vs. Missouri-St. Louis*!	W	5-0
4/26	vs. Missouri-St. Louis*!	L	0-4
4/26	vs. Central Missouri*!	W	2-0
4/31	at Evansville	W	1-0
4/31	at Evansville	L	1-2
5/9	vs. Stephen F. Austin \$	L	0-2
5/9	vs. Sam Houston \$	L	0-3

\* - MIAA Game; + - Spring Break Trip (Texas);  
^ - SIU Edwardsville Tournament; & SEMO  
Riverboat Tournament; ! - MIAA Champion-  
ships; \$ - NCAA South Regional

#### 1987

##### Lana Richmond (39-13, 9-3 MIAA)

3/8	vs. Sacred Heart +	L	0-2
3/8	vs. West New England +	W	13-1
3/9	vs. Lewis College +	W	4-0
3/9	vs. Ashland +	W	4-0
3/11	vs. Lewis College +	W	5-1
3/11	vs. Army +	W	1-0
3/12	vs. Olivet College +	W	8-0
3/12	vs. Army +	W	7-0
3/13	vs. IUPUI +	W	3-1
3/13	vs. IUPUI +	W	5-0
3/20	Saint Louis	W	2-0
3/28	Northwest Missouri*	W	7-0
4/3	at SIU Edwardsville #	W	3-0
4/3	vs. Southern Indiana #	W	11-0
4/3	vs. Wayne State #	L	2-3
4/4	vs. Grand Valley #	W	2-0
4/4	vs. Evansville #	W	7-0
4/4	vs. Saint Louis #	W	4-0
4/6	Southwest Baptist*	W	4-2
4/6	Missouri-St. Louis*	W	4-1
4/8	Southern Indiana	W	10-0
4/8	Southern Indiana	W	3-1
4/10	Truman State*	W	6-0
4/10	Lincoln*	W	4-0
4/10	Central Missouri*	W	9-6
4/11	Southwest Baptist*	W	8-1
4/11	Missouri-St. Louis*	W	3-1
4/11	Missouri S&T*	W	8-5
4/11	Northwest Missouri*	L	0-1
4/14	Saint Louis	L	2-3
4/14	Saint Louis	W	10-6

4/17	McKendree &	W	5-2
4/17	Mississippi Women's &	W	4-0
4/17	Quincy &	L	0-1
4/18	Grand Valley &	W	4-0
4/18	SIU Edwardsville &	W	4-3
4/20	Truman State*	L	2-3
4/20	Lincoln*	L	1-2
4/21	Southern Illinois	L	0-1
4/24	vs. Central Missouri !	L	3-5
4/25	vs. Missouri S&T !	W	3-0
4/25	Northwest Missouri !	W	3-1
4/25	Missouri-St. Louis !	W	5-3
4/25	Central Missouri !	W	12-1
4/25	Central Missouri !	L	0-3
4/29	Evansville	W	4-1
4/29	Evansville	W	8-7
5/1	SIU Edwardsville	W	3-1
5/1	SIU Edwardsville	L	3-4
5/8	vs. Central Missouri \$	W	4-2
5/8	vs. Florida Southern \$	L	0-2
5/9	vs. Florida Southern \$	L	0-3

\* - MIAA Game; + - Spring Break Trip (Orlando,  
Fla.); # - SIU Edwardsville Tournament;  
& - SEMO Riverboat Tournament; ! - MIAA  
Championships; \$ - NCAA Central Regional

#### 1988

##### Lana Richmond (21-20, 4-8 MIAA)

3/6	vs. Bloomsburg +	L	1-2
3/6	vs. Northern Kentucky +	W	9-0
3/7	vs. Evansville +	L	0-6
3/7	vs. Bloomsburg +	L	3-6
3/8	vs. Northern Kentucky +	W	1-0
3/8	vs. Lock Haven +	W	1-0
3/9	vs. Western Michigan +	W	9-0
3/9	vs. Lewis College +	W	3-0
3/10	vs. Ashland +	W	2-0
3/10	vs. Army +	L	1-2
3/24	Missouri S&T*	W	8-1
3/24	Missouri S&T*	L	3-4
3/26	Northwest Missouri*	L	2-5
3/26	Central Missouri*	L	2-6
3/30	at Southern Illinois	W	3-1
3/30	at Southern Illinois	L	0-7
4/4	Southwest Baptist*	L	4-5
4/4	Missouri-St. Louis*	L	1-5
4/5	Evansville	L	0-4
4/5	Evansville	W	7-0
4/8	Northwest Missouri* #	L	2-6
4/8	Missouri S&T #	L	0-1
4/9	Central Missouri* #	W	3-0
4/9	Truman State* #	L	0-2
4/9	Missouri-St. Louis* #	W	2-0
4/10	Lincoln* #	W	5-2
4/10	Southwest Baptist* #	L	2-3
4/13	Saint Louis	W	5-0
4/13	Saint Louis	W	2-1
4/15	SIU Edwardsville &	W	5-0
4/15	Quincy &	W	3-2
4/16	Mississippi Women's &	W	8-0
4/16	Missouri-St. Louis &	L	1-5
4/16	Missouri-St. Louis &	W	7-3
4/22	vs. Truman State !	L	0-1
4/22	vs. Lincoln !	W	9-0
4/23	vs. Southwest Baptist !	L	0-3
4/25	at Southern Indiana	W	4-0
4/25	at Southern Indiana	W	11-2

4/29	at SIU Edwardsville	L	1-2
4/29	at SIU Edwardsville	L	1-3

\* - MIAA Game; + - Rebel Spring Games  
(Orlando, Fla.); # - MIAA Round Robin  
Tournament; & - SEMO Riverboat Tournament;  
! - MIAA Championships

#### 1989

##### Lana Richmond (37-21, 6-2 MIAA)

3/3	at Austin Peay	L	1-5
3/3	at Austin Peay	W	4-1
3/5	vs. Lewis College +	L	1-2
3/5	vs. Grand Valley +	L	3-5
3/6	vs. St. Joseph's (Pa.) +	W	2-0
3/6	vs. Fairfield +	W	7-0
3/8	vs. Lewis College +	L	0-1
3/8	vs. Florida Southern +	L	0-4
3/9	vs. Army +	L	0-3
3/9	vs. Northern Kentucky +	L	2-8
3/10	vs. Detroit +	L	0-2
3/10	vs. Grand Valley +	W	7-4
3/14	at UT Martin	W	6-1
3/14	at UT Martin	L	2-4
3/16	at Evansville	W	10-5
3/16	at Evansville	W	8-0
3/22	Missouri S&T*	W	3-2
3/22	Missouri S&T*	W	4-0
3/25	Northwest Missouri*	W	3-1
3/25	Central Missouri*	L	0-4
3/31	vs. Quincy ^	W	11-6
3/31	vs. Wayne State ^	L	1-10
4/1	vs. Nebraska-Omaha ^	W	8-1
4/1	vs. Grand Valley ^	W	7-2
4/1	at SIU Edwardsville ^	L	0-2
4/7	vs. Lincoln #	W	3-0
4/7	vs. Southwest Baptist #	W	5-0
4/11	UT Martin	W	2-0
4/11	UT Martin	W	4-3
4/12	at Missouri-St. Louis*	L	1-4
4/12	Quincy	W	3-2
4/14	Mississippi Women's &	W	4-0
4/15	Central Missouri &	W	5-3
4/15	Quincy &	W	9-2
4/15	Missouri Southern &	L	0-1
4/17	Truman State*	W	7-5
4/17	Lincoln*	W	6-2
4/20	at Missouri	L	0-2
4/20	at Missouri	W	4-1
4/21	vs. Northwest Missouri !	W	5-2
4/21	vs. Missouri-St. Louis !	W	4-2
4/22	at Missouri S&T !	W	1-0
4/22	vs. Missouri-St. Louis !	L	3-4
4/22	vs. Missouri-St. Louis !	L	1-4
4/24	Evansville	W	2-0
4/24	Evansville	W	10-2
4/25	Saint Louis	W	7-0
4/25	Saint Louis	W	6-2
4/27	SIU Edwardsville	L	2-4
4/27	SIU Edwardsville	W	7-6
5/1	at McKendree	L	0-1
5/1	at McKendree	W	5-3
5/3	Southern Illinois	W	1-0
5/3	Southern Illinois	W	3-0
5/13	vs. Barry \$	W	2-1
5/13	at Florida Southern \$	L	0-4
5/14	vs. Missouri-St. Louis \$	W	5-2
5/14	at Florida Southern \$	L	1-4

\* - MIAA Game; + - Rebel Spring Games  
(Orlando, Fla.); # - MIAA Round Robin  
Tournament; ^ - SIU Edwardsville Tournament;  
& - SEMO Riverboat Tournament; ! - MIAA  
Championships; \$ - NCAA South Regional

#### 1990

##### Lana Richmond (28-21, 5-5 MIAA)

3/3	at Georgia College	W	9-0
3/3	at Georgia College	W	7-2
3/4	vs. Northern Kentucky +	W	6-2
3/4	vs. Lewis College +	W	7-0
3/6	vs. Lake Superior +	W	3-2
3/6	vs. IUPUI +	L	0-1
3/7	vs. Grand Valley +	W	4-2
3/7	vs. St. Cloud State +	L	0-4
3/8	vs. Northern Kentucky +	L	0-4
3/8	vs. Lake Superior +	W	5-3
3/10	vs. Florida Southern +	L	0-3
3/10	vs. Bloomsburg +	L	1-5
3/14	at UT Martin	W	6-2
3/14	at UT Martin	W	4-0
3/18	Southern Indiana	L	0-3
3/18	Southern Indiana	W	4-1
3/21	at Evansville	W	10-0
3/21	at Evansville	W	11-2
3/22	Austin Peay	W	8-0
3/22	Austin Peay	L	1-9
3/27	at Southern Illinois	L	0-4
3/27	at Southern Illinois	L	2-4
3/31	Southwest Baptist* #	L	0-1
3/31	Missouri-St. Louis* #	L	0-1
3/31	Missouri Southern* #	W	6-0
4/1	Pittsburg State* #	W	14-1
4/1	Missouri S&T* #	L	2-10
4/4	UT Martin	W	4-3
4/4	UT Martin	W	11-7
4/7	at Kentucky Wesleyan &	L	1-3
4/7	vs. Wayne State &	L	1-4
4/8	vs. Southern Indiana &	W	3-1
4/8	vs. Evansville &	W	4-0
4/8	vs. Mississippi Women's &	L	0-1
4/8	vs. UT Martin &	L	1-4
4/17	at Missouri Southern*	L	3-4
4/17	Pittsburg State*	W	4-0
4/17	Southwest Baptist*	L	1-8
4/19	Missouri-St. Louis*	W	7-4
4/19	at Missouri S&T*	W	2-1
4/24	Saint Louis	W	3-2
4/24	Saint Louis	W	10-0
4/25	Evansville	W	4-0
4/25	Evansville	W	8-0
4/28	vs. Missouri Western !	W	3-1
4/29	vs. Missouri S&T !	L	3-4
4/29	vs. Southwest Baptist !	L	1-4
5/5	Quincy	W	7-1
5/5	at SIU Edwardsville	L	1-2

\* - MIAA Game; + - Rebel Spring Games  
(Orlando, Fla.); # - MIAA Round Robin  
Tournament; & - Kentucky Wesleyan  
Tournament; ! - MIAA Championships



# 2022 SOUTHEAST MISSOURI SOFTBALL GUIDE

## YEARLY RESULTS



1991

### Lana Richmond (38-14, 11-4 MIAA)

3/8	at Austin Peay	W	8-0
3/8	at Austin Peay	W	9-1
3/10	vs. Quinnipiac +	W	7-2
3/11	vs. Indiana (Pa.) +	W	3-0
3/12	vs. Sacred Heart +	W	2-0
3/13	vs. Chapman +	L	0-1
3/14	vs. American Int. +	W	7-0
3/14	vs. Florida Southern +	L	0-2
3/15	vs. Lock Haven +	L	4-6
3/15	vs. Northwest Missouri +	W	3-2
3/16	vs. California (Pa.) +	L	2-4
3/16	vs. Wayne State +	W	3-1
3/19	at UT Martin	L	0-1
3/19	at UT Martin	L	0-4
3/21	Southern Indiana	W	3-0
3/21	Southern Indiana	W	10-3
3/26	at Evansville	W	8-7
3/26	at Evansville	W	3-1
3/29	Missouri S&T* #	W	4-2
3/29	Missouri-St. Louis* #	W	7-0
3/29	Pittsburg State* #	L	0-1
3/30	Missouri Southern* #	L	0-1
3/30	Southwest Baptist* #	L	4-5
4/2	at UT Martin	W	9-1
4/2	at UT Martin	W	4-0
4/9	Missouri S&T* #	W	1-0
4/9	at Missouri-St. Louis* #	W	3-0
4/12	vs. Missouri Western ^	W	6-2
4/12	vs. Southwest Baptist ^	W	3-1
4/13	vs. Wayne State ^	L	1-2
4/16	Pittsburg State* #	W	3-1
4/16	Missouri Southern* #	W	4-0
4/16	Southwest Baptist* #	W	10-5
4/18	Evansville	W	2-0
4/18	Evansville	W	8-1
4/19	SIU Edwardsville &	L	2-4
4/19	Truman State &	W	5-4
4/20	Quincy &	W	7-0
4/23	Southern Indiana	W	5-4
4/23	Southern Indiana	W	8-1
4/26	vs. Northwest Missouri* !	W	10-0
4/26	vs. Missouri S&T* !	W	4-3
4/27	vs. Missouri Southern* !	W	3-1
4/27	vs. Central Missouri* !	L	2-7
4/27	vs. Central Missouri* !	W	3-2
5/1	Southern Illinois	W	7-1
5/1	Southern Illinois	L	0-3
5/4	SIU Edwardsville	W	4-1
5/4	SIU Edwardsville	L	0-4
5/10	at Florida Southern \$	W	1-0
5/11	vs. Central Missouri \$	W	4-1
5/12	at Florida Southern \$	W	3-1

\* - MIAA Game; + - Rebel Spring Games (Orlando, Fla.); # - MIAA Round Robin Tournament; ^ - Central Missouri Tournament; & - SEMO Riverboat Tournament; ! - MIAA Championships; \$ - NCAA South Regional

### NCAA Division I Era

1992

### Lana Richmond (35-18)

3/7	vs. Charleston Southern +	W	5-3
3/7	at Georgia State +	W	1-0
3/7	vs. N.C. A&T +	W	10-0
3/8	vs. Valparaiso !	L	7-8
3/8	vs. Iowa State !	W	6-5
3/9	vs. Robert Morris !	W	8-0
3/9	vs. Illinois-Chicago !	L	2-3
3/10	vs. Maine !	L	0-2
3/10	vs. Temple !	L	0-3
3/12	vs. Robert Morris !	W	3-2
3/12	vs. Evansville !	W	6-3
3/13	vs. Temple !	W	3-2
3/13	vs. Boston College !	L	4-8
3/16	at Evansville	W	7-4
3/16	at Evansville	W	3-0
3/17	Missouri State	W	7-4
3/17	Missouri State	L	4-7
3/24	at UT Martin	L	0-1
3/24	at UT Martin	W	2-1
3/27	at Southern Illinois ^	L	3-5
3/27	vs. Bradley ^	L	1-2 (8)
3/28	vs. Evansville ^	W	6-1
3/28	vs. Evansville ^	W	3-0
4/2	at Saint Louis	W	14-0
4/2	at Saint Louis	W	7-0
4/3	at Tennessee Tech	L	0-1
4/3	at Tennessee Tech	W	3-1
4/7	Southern Illinois	W	5-4
4/7	Southern Illinois	W	6-5
4/8	Missouri-St. Louis	W	7-3
4/8	Missouri-St. Louis	W	5-0
4/11	vs. Texas A&M #	L	3-10
4/11	vs. Saint Louis #	W	1-0
4/11	at Missouri #	L	1-6
4/12	at Missouri #	L	1-3 (8)
4/12	vs. Saint Louis #	W	2-1
4/14	UT Martin	L	4-5
4/14	UT Martin	W	7-1
4/16	Evansville	W	3-1
4/16	Evansville	W	14-5
4/21	vs. Missouri &	L	6-8 (11)
4/21	vs. Missouri &	L	7-10
4/24	vs. UT Martin \$	W	5-0
4/24	vs. Morehead State \$	W	7-5 (9)
4/25	vs. Tennessee Tech \$	W	4-3
4/25	vs. Austin Peay \$	W	11-4
4/25	vs. Tennessee Tech \$	W	7-4
4/27	at Southern Illinois	L	3-4
4/27	at Southern Illinois	L	0-5
4/28	Austin Peay	W	3-0
4/28	Austin Peay	W	7-0
4/29	Saint Louis	W	1-0
4/29	Saint Louis	W	7-6

+ - Games played in Atlanta, Ga.; ! - Rebel Spring Games (Jackson, Mo.); ^ - Saluki Invitational (Carbondale, Ill.); ^ - Central Missouri Tournament; # - Mizzou Invitational (Columbia, Mo.); & - Games played in St. Louis, Mo.; \$ - OVC Invitational (Jackson, Mo.)

1993

### Lana Richmond (30-19, 17-4 OVC)

3/7	Iowa State	W	6-5
3/7	Loyola-Chicago	L	2-4
3/8	Temple	W	7-2
3/8	La Salle	W	13-4
3/10	Illinois-Chicago	L	0-3
3/10	Maine	W	3-2
3/11	Valparaiso	L	1-2
3/11	Green Bay	L	2-6
3/12	UNC Greensboro	L	0-4
3/12	Evansville	W	3-0
3/19	Austin Peay*	L	1-2
3/19	Austin Peay*	L	2-3
3/20	vs. Tennessee Tech *	L	1-7
3/20	vs. Tennessee Tech	W	1-0
3/27	Evansville	W	4-1
3/27	Northern Iowa	L	3-4
3/28	Ball State	L	1-2
3/29	Tennessee Tech*	W	2-1
3/29	Tennessee Tech*	W	9-4
3/30	vs. UT Martin	W	7-0
3/31	Austin Peay*	W	2-1
3/31	Austin Peay*	W	10-6
4/3	Morehead State*	W	8-0
4/3	Morehead State*	W	6-5
4/4	Eastern Kentucky*	W	3-0
4/4	Eastern Kentucky*	W	9-1
4/6	Southern Illinois	L	3-4
4/6	Southern Illinois	L	5-7
4/8	Saint Louis	L	2-3
4/8	Saint Louis	W	9-2
4/10	Morehead State*	W	4-3
4/10	Morehead State*	W	8-4
4/11	Eastern Kentucky*	W	7-0
4/11	Eastern Kentucky*	W	6-0
4/13	Middle Tennessee*	L	1-3
4/13	Middle Tennessee*	W	2-1
4/14	Evansville	W	3-1
4/14	Evansville	L	2-3
4/16	Saint Louis	L	2-8
4/16	Saint Louis	W	3-0
4/21	UT Martin*	W	3-2
4/21	UT Martin*	W	4-3
4/23	Morehead State*	W	2-1
4/24	vs. Tennessee Tech	W	4-1
4/24	Morehead State*	W	6-0
4/25	Missouri State	L	1-2
4/25	Missouri State	L	1-8
5/4	Missouri	W	8-5
5/4	Missouri	L	2-3

\* - OVC Game

1994

### Lana Richmond (36-22, 17-9 OVC)

3/6	vs. Illinois-Chicago	L	0-7
3/6	vs. Detroit Mercy	W	7-2
3/7	vs. Temple	W	4-1
3/7	vs. UNC Greensboro	W	2-1
3/9	vs. Maine	L	1-3
3/9	vs. Valparaiso	L	0-2
3/10	vs. Campbell	W	2-1
3/10	vs. UNC Wilmington	W	8-0
3/11	vs. Radford	W	7-3
3/11	vs. Loyola-Chicago	W	7-0
3/15	Saint Louis	W	6-0
3/15	Saint Louis	W	9-2
3/18	at Tennessee State*	W	11-0
3/18	at Tennessee State*	W	12-1
3/19	at Tennessee Tech*	L	3-4
3/19	at Tennessee Tech*	L	1-2
3/20	at Middle Tennessee*	W	3-2
3/20	at Middle Tennessee*	W	6-1
3/22	at UT Martin*	W	8-0
3/22	at UT Martin*	L	5-6
3/25	vs. Tennessee Tech	W	5-2
3/25	vs. Northern Iowa	W	7-2
3/26	vs. Evansville	L	1-2
3/27	Tennessee Tech*	L	0-2
3/30	Austin Peay*	W	5-0
3/30	Austin Peay*	W	6-2
4/1	Morehead State*	W	3-2
4/1	Morehead State*	W	9-1
4/2	Middle Tennessee*	L	1-2
4/2	Middle Tennessee*	L	0-2 (8)
4/3	Eastern Kentucky*	W	2-1
4/3	Eastern Kentucky*	W	3-1
4/7	at Southern Illinois	L	3-6
4/7	at Southern Illinois	L	5-10
4/9	at Morehead State*	W	11-5
4/9	at Morehead State*	L	7-8
4/13	Tennessee State*	W	18-0
4/13	Tennessee State*	W	9-1
4/14	at Austin Peay*	W	3-2 (10)
4/14	at Austin Peay*	W	6-2
4/15	vs. Louisiana Tech	L	1-3
4/15	vs. East Carolina	L	0-3
4/16	vs. George Mason	W	5-0
4/16	vs. Charlotte	L	1-2 (11)
4/17	vs. Southwest Louisiana	L	1-2 (10)
4/19	UT Martin*	W	2-0
4/19	UT Martin*	L	0-2
4/23	vs. Austin Peay +	W	3-0
4/24	vs. Morehead State +	W	12-0
4/24	vs. Eastern Kentucky +	W	9-2
4/24	vs. Middle Tennessee +	W	3-2
4/26	at Saint Louis	W	9-0
4/26	at Saint Louis	W	9-4
5/2	Missouri State	L	0-3
5/2	Missouri State	L	0-2
5/3	at Missouri	L	0-2
5/3	at Missouri	W	6-5

\* - OVC Game; + - OVC Tournament (Clarksville, Tenn.)

• OVC Tournament Champions





# 2022 SOUTHEAST MISSOURI SOFTBALL GUIDE

## YEARLY RESULTS



### 1995 Lana Richmond (38-20, 22-4 OVC)

3/5	vs. Creighton	L	3-4
3/7	vs. Temple	W	6-3
3/7	vs. Loyola-Chicago	W	9-8
3/8	vs. Maine	W	3-1
3/8	vs. Detroit Mercy	W	3-0
3/9	vs. Florida Atlantic	W	8-0
3/9	vs. UNC Greensboro	W	10-9
3/10	vs. Loyola-Chicago	L	1-6
3/10	vs. Creighton	L	1-7
3/14	Austin Peay*	W	4-1
3/14	Austin Peay*	W	3-0
3/17	at Middle Tennessee*	L	1-2
3/17	at Middle Tennessee*	W	3-0
3/18	at Tennessee State*	W	7-1
3/18	at Tennessee State*	W	16-1
3/22	at UT Martin*	W	3-0
3/22	at UT Martin*	W	2-1
3/24	vs. Eastern Illinois	W	3-2
3/24	at Southern Illinois	L	2-3 (9)
3/25	vs. Northern Iowa	W	5-1
3/25	vs. Tennessee Tech	W	4-1
3/25	vs. Evansville	L	1-3
3/26	Tennessee Tech*	W	3-2
3/26	Tennessee Tech*	W	11-5
3/28	at Evansville	L	2-6
3/28	at Evansville	L	3-5
3/30	at Southern Illinois	L	3-11
3/30	at Southern Illinois	L	4-9
4/2	Tennessee State*	W	10-0
4/2	Tennessee State*	W	10-2
4/4	at Austin Peay*	W	8-4
4/4	at Austin Peay*	W	9-1
4/6	Saint Louis	W	14-1
4/6	Saint Louis	W	10-0
4/8	at Morehead State*	W	10-1
4/8	at Morehead State*	W	3-0
4/9	at Eastern Kentucky*	W	4-3
4/9	at Eastern Kentucky*	W	5-2
4/10	at Tennessee Tech*	L	1-3
4/10	at Tennessee Tech*	W	3-1
4/14	vs. Georgia Tech	W	2-1
4/14	vs. Southwest Louisiana	L	1-6
4/14	vs. Furman	W	6-1
4/15	vs. George Mason	W	3-0
4/15	vs. Samford	L	2-6 (8)
4/15	vs. Middle Tennessee	W	3-2 (8)
4/16	vs. Nicholls State	L	0-10
4/21	Morehead State*	W	4-3 (9)
4/21	Morehead State*	W	11-0
4/22	Middle Tennessee*	W	3-0
4/22	Middle Tennessee*	L	0-1
4/25	UT Martin*	L	4-6
4/25	UT Martin*	W	3-1
4/28	vs. Eastern Kentucky +	W	3-2
4/29	vs. Tennessee Tech +	L	2-8
4/29	vs. Eastern Kentucky +	L	0-2
5/2	vs. Missouri	L	0-12
5/2	vs. Missouri	L	1-2

\* - OVC Game; + - OVC Tournament  
(Richmond, Ky.)

• OVC Regular-Season Champions

### 1996 Lana Richmond (39-9, 22-2 OVC)

3/10	vs. UT Martin	W	5-0
3/10	vs. Fairfield	W	5-0
3/12	vs. Maine	W	9-2
3/12	vs. Green Bay	W	6-0
3/14	vs. Providence	W	2-1
3/14	vs. Green Bay	W	2-0
3/15	vs. Creighton	W	7-4
3/15	vs. Fairfield	W	12-2
3/23	at Middle Tennessee*	W	4-3
3/23	at Middle Tennessee*	W	6-2
3/24	Tennessee Tech*	W	2-0
3/27	Evansville	W	8-3
3/27	Evansville	W	2-0
4/2	Austin Peay*	W	3-0
4/2	Austin Peay*	W	5-2
4/5	Tennessee State*	W	7-1
4/5	Tennessee State*	W	15-0
4/5	Tennessee State*	W	8-0
4/8	Saint Louis	W	8-0
4/8	Saint Louis	W	6-0
4/10	at UT Martin*	W	5-3
4/10	at UT Martin*	W	7-0
4/12	Eastern Kentucky*	W	3-0
4/12	Eastern Kentucky*	W	3-1
4/13	Middle Tennessee*	W	10-2
4/13	Middle Tennessee*	W	8-3
4/14	Morehead State*	W	6-0
4/14	Morehead State*	W	8-0
4/16	UT Martin*	W	7-0
4/16	UT Martin*	W	11-1
4/18	at Austin Peay*	W	9-0
4/18	at Austin Peay*	W	13-0
4/20	vs. Chattanooga	L	1-3
4/24	vs. Missouri	L	2-4
4/24	vs. Missouri	L	1-4
4/27	at Morehead State*	W	8-1
4/27	at Morehead State*	L	1-4
4/28	at Eastern Kentucky*	W	6-0
4/28	at Eastern Kentucky*	L	2-4
5/1	Southern Illinois	L	0-3
5/1	Southern Illinois	W	8-1
5/4	vs. Tennessee State +	W	8-0
5/4	vs. UT Martin +	W	1-0
5/5	vs. Middle Tennessee +	W	3-1
5/5	vs. Tennessee Tech +	L	3-4 (10)
5/5	vs. Tennessee Tech +	W	5-1
5/10	vs. Troy \$	L	0-3
5/10	vs. Troy \$	L	0-1 (10)

\* - OVC Game; + - OVC Tournament  
(Murfreesboro, Tenn.); \$ - NCAA Play-in series  
(Troy, Ala.)

• OVC Regular-Season Champions  
• OVC Tournament Champions

### 1997 Lana Richmond (33-23-1, 20-5 OVC)

3/1	vs. Evansville @	L	0-1
3/1	at Southern Illinois @	L	0-8
3/2	vs. Indiana @	L	3-7
3/2	vs. Western Illinois @	T	4-4
3/8	at Eastern Illinois*	L	2-3
3/8	at Eastern Illinois*	L	2-5
3/13	vs. Creighton #	W	5-4
3/14	vs. Illinois State #	L	0-3
3/14	vs. California #	L	0-1
3/15	at Hawai'i #	L	6-9
3/15	vs. Creighton #	L	2-5
3/16	vs. Illinois State #	W	4-0
3/16	vs. Creighton #	L	0-1
3/21	at Southern Illinois ^	W	5-3
3/21	at Southern Illinois ^	L	2-4
3/22	vs. Northern Iowa ^	W	1-0
3/22	vs. Saint Louis ^	W	7-4
3/26	UT Martin*	W	4-0
3/26	UT Martin*	W	7-2
3/29	at Tennessee Tech*	L	1-2
3/29	at Tennessee Tech*	W	7-1
3/30	at Eastern Kentucky*	W	15-2
3/31	at Morehead State*	W	11-0
3/31	at Morehead State*	W	6-0
4/3	at Evansville	W	7-0
4/3	at Evansville	W	7-2
4/5	Middle Tennessee*	W	10-3
4/5	Middle Tennessee*	W	3-2
4/6	Tennessee State*	W	11-1
4/6	Tennessee State*	W	2-0
4/9	at Southern Illinois	L	1-3
4/9	at Southern Illinois	L	2-9
4/12	Morehead State*	W	10-1
4/12	Morehead State*	W	8-0
4/13	Eastern Kentucky*	W	9-1
4/13	Eastern Kentucky*	W	2-0
4/14	Tennessee Tech*	L	1-5
4/14	Tennessee Tech*	W	3-0
4/15	at Missouri	L	7-10
4/15	at Missouri	L	0-4
4/19	at Austin Peay*	W	7-1
4/19	at Austin Peay*	W	3-1
4/20	at Middle Tennessee*	W	3-0
4/20	at Middle Tennessee*	W	5-2
4/26	Eastern Illinois*	W	3-2
4/26	Eastern Illinois*	L	0-2
4/29	at Missouri State	L	4-8
4/29	at Missouri State	L	0-1
4/30	Saint Louis	W	9-0
4/30	Saint Louis	W	7-0
5/3	vs. Austin Peay +	W	2-1
5/3	vs. UT Martin +	W	2-1
5/4	vs. Tennessee Tech +	W	2-0
5/4	vs. Eastern Illinois +	L	1-5
5/4	vs. Eastern Illinois +	W	12-2
5/8	at DePaul \$	L	1-9
5/8	at DePaul \$	L	3-5

\* - OVC Game; @ - Southern Classic  
(Carbondale, Ill.); # - Hawai'i Invitational  
(Honolulu, Hawai'i); ^ - Saluki Invitational  
(Carbondale, Ill.); + - OVC Tournament  
(Morehead, Ky.); \$ - NCAA Play-in series  
(Chicago, Ill.)

• OVC Regular-Season Champions  
• OVC Tournament Champions

### 1998 Lana Richmond (38-13-1, 16-2 OVC)

2/28	vs. Bradley @	W	9-1
2/28	vs. Kentucky @	W	9-6
3/1	at Southern Illinois @	L	0-3
3/1	vs. Northern Illinois @	L	3-10
3/8	Northern Iowa	W	6-4
3/8	Northern Iowa	W	6-5
3/15	vs. East Carolina !	L	0-2
3/15	vs. Colgate !	W	3-1
3/16	vs. Fordham !	W	5-0
3/16	vs. Green Bay !	W	6-2
3/17	vs. Yale !	W	6-1
3/17	vs. Manhattan !	W	13-2
3/20	vs. Liberty !	W	8-0
3/23	Northwestern	L	2-6
3/23	Northwestern	W	3-1
3/24	Southern Illinois	L	3-4
3/24	Southern Illinois	T	3-3
3/25	at Saint Louis	W	5-2
3/25	at Saint Louis	W	12-1
3/27	vs. Northern Iowa ^	W	3-1
3/27	vs. Saint Louis ^	W	10-1
3/28	at Southern Illinois ^	W	3-2
3/28	vs. UT Martin ^	W	2-0
4/1	at Austin Peay*	W	9-1
4/1	at Austin Peay*	W	6-5
4/4	Tennessee Tech*	W	2-0
4/4	Tennessee Tech*	W	3-2
4/5	Tennessee State*	W	8-0
4/5	Tennessee State*	W	11-0
4/6	Middle Tennessee*	W	5-0
4/6	Middle Tennessee*	W	4-1
4/8	Eastern Illinois*	W	10-2
4/8	Eastern Illinois*	W	4-2
4/9	Evansville	L	4-5
4/9	Evansville	L	8-10
4/14	at UT Martin*	W	8-0
4/14	at UT Martin*	L	0-2
4/16	at Missouri	L	2-8
4/16	at Missouri	W	4-0
4/18	at Morehead State*	W	6-0
4/18	at Morehead State*	W	6-2
4/21	Austin Peay*	W	2-1
4/21	Austin Peay*	W	9-1
4/24	at Eastern Illinois*	L	0-4
4/24	at Eastern Illinois*	W	6-0
5/2	vs. Austin Peay +	W	8-2
5/3	vs. Tennessee Tech +	W	8-2
5/4	vs. Eastern Illinois +	W	3-2
5/4	vs. Eastern Illinois +	L	1-2
5/4	vs. Eastern Illinois +	W	13-4
5/7	DePaul \$	L	5-7
5/7	DePaul \$	L	2-6

\* - OVC Game; @ - Southern Classic  
(Carbondale, Ill.); ! - Rebel Spring Games  
(Orlando, Fla.); ^ - Saluki Invitational  
(Carbondale, Ill.); + - OVC Tournament  
(Cape Girardeau, Mo.); \$ - NCAA Play-in series  
(Cape Girardeau, Mo.)

• OVC Regular-Season Champions  
• OVC Tournament Champions

OVC TOURNAMENT CHAMPIONS | 1994 • 1996 • 1997 • 1998 • 1999 • 2019

NCAA TOURNAMENT | 1999 • 2019



# 2022 SOUTHEAST MISSOURI SOFTBALL GUIDE

## YEARLY RESULTS



### 1999

#### Lana Richmond (31-17, 16-2 OVC)

3/4	at Evansville	L	4-7
3/4	at Evansville	L	0-4
3/6	Northern Iowa #	L	2-3
3/7	Harvard #	W	5-1
3/15	vs. Indiana State	W	1-0
3/15	vs. Indiana State	W	12-4
3/16	at Sacramento State	L	0-1
3/16	at Sacramento State	L	1-6
3/18	vs. Nebraska !	L	1-10
3/18	vs. San Jose State !	L	4-5 (10)
3/19	vs. Oregon !	L	2-9
3/19	vs. Kansas !	L	0-7
3/20	vs. Sacramento State !	W	2-1 (9)
3/20	vs. Portland State !	W	9-1
3/21	vs. Ohio !	L	0-2
3/24	Saint Louis	W	6-2
3/24	Saint Louis	W	11-0
3/26	vs. Eastern Illinois ^	W	2-0
3/26	vs. Saint Louis ^	W	5-0
3/27	vs. Northern Iowa ^	L	1-3
3/27	at Southern Illinois ^	W	5-4
3/30	at Austin Peay*	W	4-0
3/30	at Austin Peay*	W	3-0
4/1	Eastern Illinois*	W	5-2
4/1	Eastern Illinois*	W	3-2
4/6	UT Martin*	W	8-0
4/6	UT Martin*	W	12-5
4/7	at Southern Illinois	L	4-7
4/7	at Southern Illinois	L	1-9
4/10	at Tennessee State*	W	9-0
4/10	at Tennessee State*	W	11-3
4/11	at Tennessee Tech*	L	0-3
4/11	at Tennessee Tech*	W	6-2
4/12	at Middle Tennessee*	W	2-1 (9)
4/12	at Middle Tennessee*	W	4-1
4/17	Morehead State*	W	1-0
4/17	Morehead State*	W	3-0
4/18	Eastern Kentucky*	W	4-3
4/18	Eastern Kentucky*	W	4-3 (9)
4/21	at Eastern Illinois*	L	0-1
4/21	at Eastern Illinois*	W	1-0 (8)
5/1	vs. UT Martin +	W	5-0
5/1	vs. Tennessee Tech +	W	5-2
5/2	vs. Middle Tennessee +	W	9-0
5/2	vs. Eastern Illinois +	W	7-1
5/20	vs. Kansas \$	L	1-5
5/21	vs. East Carolina \$	W	2-1
5/22	vs. Kansas \$	L	1-3 (11)

\* - OVC Game; # - Southeast Softball Classic (Cape Girardeau, Mo.); ! - Capital Classic (Sacramento, Calif.); ^ - Saluki Invitational (Carbondale, Ill.); + - OVC Tournament (Martin, Tenn.); \$ - NCAA Regional (Tucson, Ariz.)

- OVC Regular-Season Champions
- OVC Tournament Champions

### 2000

#### Lana Richmond (31-24, 17-7 OVC)

3/4	Northern Iowa !	W	4-1
3/4	Missouri State !	L	2-3
3/5	Bradley !	W	5-2
3/5	Creighton !	L	0-1
3/5	Iowa State !	L	1-5
3/9	Loyola-Chicago	L	1-3
3/9	Loyola-Chicago	W	2-0
3/13	at Saint Louis	W	10-3
3/13	at Saint Louis	W	5-3
3/16	vs. Utah #	L	5-16
3/17	vs. Nebraska #	L	2-7
3/17	vs. Louisville #	W	4-3
3/17	at Sacramento State #	L	2-11
3/18	at Sacramento State #	L	2-6
3/18	vs. Texas A&M-CC #	W	17-14
3/19	vs. Utah State #	L	1-2
3/24	vs. Western Kentucky	W	8-1
3/24	vs. Northern Iowa	L	8-9
3/25	vs. Syracuse	L	1-3
3/25	vs. Southern Illinois	L	0-1
3/28	at Austin Peay*	W	4-3
4/1	Tennessee Tech*	W	3-2
4/1	Tennessee Tech*	W	6-0
4/2	Tennessee Tech*	L	2-5
4/5	Southern Illinois	L	0-8
4/5	Southern Illinois	L	1-8
4/8	Eastern Kentucky*	L	1-7
4/8	Eastern Kentucky*	L	0-2 (8)
4/9	Eastern Kentucky*	W	9-3
4/11	UT Martin*	L	0-3
4/11	UT Martin*	W	4-0
4/14	at Tennessee State*	W	8-0
4/15	at Middle Tennessee*	W	4-2
4/15	at Middle Tennessee*	L	1-2
4/16	at Middle Tennessee*	W	1-0
4/18	Eastern Illinois*	W	6-1
4/18	Eastern Illinois*	L	1-5 (9)
4/20	vs. Missouri	W	5-0
4/22	Austin Peay*	W	8-0
4/22	Austin Peay*	W	1-0
4/26	vs. Missouri State	W	4-3
4/26	vs. Missouri State	L	1-3
4/29	at Morehead State*	W	5-0
4/29	at Morehead State*	L	1-6
4/30	at Morehead State*	W	2-0
5/2	at UT Martin*	W	8-2
5/2	at UT Martin	W	1-0 (9)
5/4	at Eastern Illinois*	W	3-0
5/7	Tennessee State*	W	11-3
5/7	Tennessee State*	W	12-0
5/11	vs. Morehead State +	W	4-3
5/11	vs. Eastern Illinois +	W	3-2 (8)
5/12	vs. Middle Tennessee +	L	1-3
5/12	vs. Tennessee Tech +	W	2-1
5/12	vs. Middle Tennessee +	L	1-3

\* - OVC Game; ! - Southeast Softball Classic (Cape Girardeau, Mo.); # - Capital Classic (Sacramento, Calif.); OVC Tournament (Murfreesboro, Tenn.)

### 2001

#### Lana Richmond (25-25, 16-5 OVC)

3/2	Missouri State !	L	1-10
3/3	Illinois-Chicago !	L	0-6
3/3	Western Kentucky !	L	1-10
3/6	Mississippi	L	0-8
3/6	Mississippi	L	0-8
3/9	vs. Indiana #	W	8-0
3/10	vs. Louisville #	L	2-7
3/10	at Kentucky #	W	1-0
3/11	vs. Kent State #	L	0-2
3/11	vs. Akron #	W	6-0
3/20	at Southern Illinois	L	0-5
3/20	at Southern Illinois	W	4-0
3/21	at Mississippi	W	4-2
3/21	at Mississippi	L	0-8
3/23	vs. #21 Wisconsin ^	L	0-9
3/23	vs. #3 California ^	L	4-5
3/24	vs. Mercer ^	W	2-1
3/24	vs. Harvard ^	L	3-4 (9)
3/28	Austin Peay*	W	8-0
3/28	Austin Peay*	W	11-4
3/30	at Tennessee State*	W	12-3
3/31	at Tennessee Tech*	L	4-5 (9)
3/31	at Tennessee Tech*	L	1-5
4/1	at Tennessee Tech*	W	5-2
4/5	at Eastern Illinois*	L	1-3
4/5	at Eastern Illinois*	W	3-0
4/10	UT Martin*	W	2-0
4/10	UT Martin*	W	11-3
4/12	Eastern Illinois*	W	7-3
4/13	Tennessee State*	W	7-4 (12)
4/13	Tennessee State*	W	9-1
4/14	Middle Tennessee	L	0-4
4/14	Middle Tennessee	L	0-4
4/16	Southern Illinois	L	0-11
4/18	Saint Louis	L	1-2 (8)
4/18	Saint Louis	W	11-3
4/21	at Eastern Kentucky*	W	2-1
4/21	at Eastern Kentucky*	W	6-4
4/22	at Eastern Kentucky*	L	1-2
4/24	Missouri	L	3-4
4/24	Missouri	L	1-5
4/25	at UT Martin*	W	3-2
4/25	at UT Martin	W	5-2
4/28	Morehead State*	W	4-2
4/28	Morehead State*	W	9-3
4/29	Morehead State*	W	6-4
5/1	at Austin Peay*	L	0-1
5/4	vs. Eastern Kentucky +	L	0-2
5/4	vs. Tennessee State +	W	1-0
5/5	vs. Eastern Illinois +	L	0-1

\* - OVC Game; ! - Southeast Softball Classic (Cape Girardeau, Mo.); # - Kentucky Invitational Tournament (Lexington, Ky.); ^ - Georgia Tech Buzz Classic (Atlanta, Ga.); OVC Tournament (Cookeville, Tenn.)

### 2002

#### Lana Richmond (14-27, 9-12 OVC)

3/1	Mississippi	L	3-5
3/1	Mississippi	L	1-4
3/5	at Southern Illinois	L	0-1
3/5	at Southern Illinois	L	1-7
3/7	Loyola-Chicago	L	2-6
3/7	Loyola-Chicago	L	3-8
3/11	Indiana State	W	6-2
3/15	vs. Pittsburgh #	L	4-5
3/15	vs. Jacksonville State #	L	1-3
3/16	vs. Birmingham Southern #	L	1-7
3/16	vs. Gardner-Webb #	W	8-1
3/19	at College of Charleston	W	6-2
3/19	at College of Charleston	L	1-3
3/23	Eastern Kentucky*	L	2-3
3/23	Eastern Kentucky*	L	1-2
3/24	Eastern Kentucky*	L	1-7
3/29	at Tennessee State*	L	6-7 (9)
3/29	at Tennessee State*	W	15-7
4/1	at Tennessee State*	W	9-3
4/3	at Missouri	L	2-10
4/3	at Missouri	L	0-12
4/6	Austin Peay*	W	3-2
4/6	Austin Peay*	W	4-1
4/7	Austin Peay*	L	5-6
4/9	Eastern Illinois*	L	4-5
4/9	Eastern Illinois*	L	0-6
4/13	Tennessee Tech*	W	2-0
4/13	Tennessee Tech*	L	2-3
4/14	Tennessee Tech*	L	0-7
4/16	at UT Martin*	W	3-2
4/16	at UT Martin*	L	1-2
4/18	at Eastern Illinois*	W	4-0
4/20	at Morehead State*	W	7-5
4/20	at Morehead State*	W	9-3
4/21	at Morehead State*	L	0-3
4/24	Southern Illinois	L	1-3
4/27	UT Martin*	L	1-5
4/27	UT Martin	W	5-1
5/3	vs. Austin Peay +	W	5-3
5/3	vs. Eastern Kentucky +	L	0-7
5/4	vs. UT Martin +	L	1-4

\* - OVC Game; # - Winthrop Tournament (Rock Hill, S.C.); OVC Tournament (Richmond, Ky.)



# 2022 SOUTHEAST MISSOURI SOFTBALL GUIDE

## YEARLY RESULTS



### 2003 Lana Richmond (18-29, 11-9 OVC)

3/4	at Lipscomb	W	6-0 (9)
3/4	at Lipscomb	L	5-6
3/5	at Evansville	L	1-3
3/5	at Evansville	L	0-6
3/7	Siena !	W	8-1
3/8	Middle Tennessee !	L	0-6
3/8	Drake !	L	1-5
3/9	Missouri State !	L	1-8
3/9	Lipscomb !	W	17-8
3/14	vs. Toledo #	L	2-4
3/14	vs. UNC Greensboro #	L	2-8
3/16	at Winthrop #	L	1-4
3/17	vs. Marshall	L	2-5
3/17	vs. Marshall	W	5-4
3/20	at Middle Tennessee	L	0-5
3/20	at Middle Tennessee	L	0-10
3/26	Southern Illinois	L	1-5
3/26	Southern Illinois	L	3-9
3/29	Tennessee State*	W	4-0
3/29	Tennessee State*	W	4-3
3/30	Tennessee State*	L	4-10
4/2	Missouri	L	0-9
4/2	Missouri	L	0-9
4/5	at Austin Peay*	W	5-0
4/5	at Austin Peay*	L	1-2
4/9	at Eastern Illinois*	L	0-1
4/9	at Eastern Illinois*	W	7-6
4/12	at Tennessee Tech*	W	4-2
4/12	at Tennessee Tech*	L	3-4 (9)
4/13	at Tennessee Tech*	L	3-7
4/16	at Missouri State	L	0-8
4/18	Morehead State*	W	7-4
4/18	Morehead State*	W	6-3
4/19	Morehead State*	L	4-7
4/23	Eastern Illinois*	W	6-5 (11)
4/26	UT Martin*	W	3-0
4/26	UT Martin*	W	5-4
4/27	at UT Martin*	L	1-5
4/29	Saint Louis	L	2-4
5/3	at Eastern Kentucky*	W	4-0
5/3	at Eastern Kentucky*	L	1-4
5/4	at Eastern Kentucky*	L	0-3
5/8	vs. Austin Peay +	W	5-4
5/8	vs. Tennessee Tech +	L	0-4
5/9	vs. UT Martin +	W	4-3 (9)
5/9	vs. Eastern Illinois +	W	4-2
5/9	vs. Eastern Kentucky +	L	2-7

\* - OVC Game; ! - Southeast Softball Classic (Cape Girardeau, Mo.); # - Winthrop Tournament (Rock Hill, S.C.); OVC Tournament (Cookeville, Tenn.)

### 2004 Lana Richmond (16-36, 10-14 OVC)

3/5	vs. Belmont @	W	4-2 (8)
3/6	at Western Kentucky @	L	0-10
3/7	vs. Illinois State @	L	7-9
3/7	vs. Belmont @	L	3-6
3/9	at Belmont	W	6-1
3/9	at Belmont	L	1-4
3/12	Missouri State !	L	3-5 (9)
3/13	Valparaiso !	L	5-6
3/13	Iowa State !	W	8-4
3/14	Indiana State !	L	1-3
3/14	Bradley !	W	8-6 (8)
3/17	vs. Rider #	L	1-2
3/17	vs. Iona #	L	1-2
3/18	vs. Cleveland State #	L	0-3
3/18	vs. Colorado State #	L	1-7
3/19	vs. Colgate #	L	1-4
3/19	vs. Vermont #	W	2-1 (8)
3/20	vs. Cornell #	L	1-4
3/20	vs. Fordham #	L	1-5
3/23	Evansville	L	2-9
3/23	Evansville	L	2-9
3/25	at Southern Illinois	L	0-3
3/25	at Southern Illinois	L	1-3
3/30	at Saint Louis	L	1-2 (8)
3/30	at Saint Louis	L	4-6
4/1	Eastern Illinois*	L	1-4
4/1	Eastern Illinois*	W	3-2
4/3	Tennessee State*	W	9-1
4/3	Tennessee State*	W	8-0
4/4	Tennessee State*	W	3-0
4/7	Austin Peay*	L	2-5 (8)
4/7	Austin Peay*	W	8-0
4/9	at Tennessee Tech*	L	1-3
4/9	at Tennessee Tech*	L	0-7
4/10	at Tennessee Tech*	W	3-1 (10)
4/17	Jacksonville State*	L	5-6
4/17	Jacksonville State*	L	3-6
4/18	Jacksonville State*	L	5-9
4/24	at Morehead State*	W	3-1
4/24	at Morehead State*	L	3-4
4/25	at Morehead State*	W	4-1
4/27	UT Martin*	W	5-4
4/27	UT Martin*	L	2-3
5/2	Eastern Kentucky*	L	0-3
5/2	Eastern Kentucky*	L	1-3 (10)
5/5	at Eastern Illinois*	W	2-1
5/8	Samford*	L	0-2
5/8	Samford*	L	0-2
5/9	Samford*	L	2-3
5/13	vs. Tennessee Tech +	W	3-0
5/13	vs. UT Martin +	L	6-9 (8)
5/14	vs. Jacksonville State +	L	4-5

\* - OVC Game; @ - Western Kentucky Tournament (Bowling Green, Ky.); ! - Southeast Softball Classic (Cape Girardeau, Mo.); # - Rebel Spring Games (Kissimmee, Fla.); OVC Tournament (Richmond, Ky.)

### 2005 Lana Richmond (27-28, 13-14 OVC)

3/5	vs. Missouri @	L	0-8
3/5	at UMKC @	W	5-2
3/6	vs. Missouri State @	L	5-7
3/6	vs. Missouri @	L	2-6
3/8	Lipscomb	L	4-5
3/8	Lipscomb	L	3-7
3/12	vs. Saint Peters #	W	4-0
3/12	vs. Sacred Heart #	W	8-0
3/13	vs. Cleveland State #	W	4-1
3/13	vs. Colgate #	W	4-3
3/14	vs. Columbia #	L	4-5
3/15	vs. Northern Colorado #	W	4-1
3/15	vs. George Washington #	W	1-0
3/16	vs. George Mason #	W	5-0
3/16	vs. Yale #	W	3-0
3/19	at UT Martin*	L	2-5
3/19	at UT Martin*	L	0-2
3/20	at UT Martin*	W	6-3
3/22	Wright State	W	10-6
3/23	Belmont	W	7-5
3/23	Belmont	L	4-5
3/25	at Morehead State*	W	7-2
3/25	at Morehead State*	L	5-8
3/26	at Morehead State*	W	3-1
3/29	at Evansville	L	2-3
3/29	at Evansville	L	0-9
4/2	at Tennessee State*	W	9-1
4/3	at Tennessee State*	L	1-3
4/3	at Tennessee State*	W	14-0
4/6	Southern Illinois	L	1-4
4/6	Southern Illinois	L	0-1
4/9	Eastern Kentucky*	W	3-1
4/9	Eastern Kentucky*	W	8-0
4/10	Eastern Kentucky*	W	3-2
4/14	Saint Louis	L	3-7
4/14	Saint Louis	W	8-3
4/16	Samford*	W	7-0
4/16	Samford*	W	2-1
4/17	Samford*	L	3-4
4/20	at Eastern Illinois*	L	6-7 (12)
4/20	at Eastern Illinois*	L	1-4
4/23	Tennessee Tech*	L	3-6
4/24	Tennessee Tech*	L	3-6
4/24	Tennessee Tech*	L	2-3 (10)
4/27	at Jacksonville State*	L	0-5
4/27	at Jacksonville State*	L	2-7
4/28	at Jacksonville State*	L	0-4
5/6	Eastern Illinois*	W	3-1
5/7	Austin Peay*	W	5-1
5/7	Austin Peay*	W	4-0
5/8	Austin Peay*	L	2-4
5/12	vs. UT Martin +	L	2-3
5/13	vs. Samford +	W	6-5 (11)
5/13	vs. UT Martin +	W	4-1
5/14	vs. Jacksonville State +	L	4-6

\* - OVC Game; @ - All-Missouri Cancer Classic (Kansas City, Mo.); # - Rebel Spring Games (Orlando, Fla.); + - OVC Tournament (Jacksonville, Ala.)

### 2006 Lana Richmond (28-24, 14-13 OVC)

2/24	vs. Alcorn State @	W	5-0
2/24	at Mississippi State @	L	2-5
2/26	vs. Northwestern State @	W	12-7
2/26	at Mississippi State @	L	0-3
3/3	at Missouri State ^	L	1-2
3/3	vs. Missouri ^	L	1-7
3/4	vs. UMKC ^	W	4-0
3/4	vs. Saint Louis ^	W	8-4
3/7	at Southern Illinois	L	0-4
3/7	at Southern Illinois	L	4-8
3/11	Lipscomb #	L	2-3
3/11	IUPUI #	W	18-7
3/12	Northern Iowa #	W	9-3
3/12	Northern Iowa #	W	5-4 (8)
3/18	at Austin Peay*	W	4-1 (9)
3/18	at Austin Peay*	W	4-2
3/19	at Austin Peay*	W	5-2
3/22	at Middle Tennessee	W	11-0
3/22	at Middle Tennessee	W	12-3
3/23	at Memphis	W	2-1
3/23	at Memphis	L	2-3
3/25	UT Martin*	L	1-2
3/25	UT Martin*	W	2-1
3/26	UT Martin*	W	3-1
3/29	Evansville	W	4-2
3/29	Evansville	W	10-1
4/1	Morehead State*	W	8-0
4/1	Morehead State*	W	9-1
4/2	Morehead State*	W	4-0
4/4	at Saint Louis	L	0-3
4/4	at Saint Louis	W	9-0
4/8	Tennessee State*	W	6-4
4/8	Tennessee State*	W	1-0
4/9	Tennessee State*	W	15-2
4/14	at Eastern Kentucky*	W	3-1
4/14	at Eastern Kentucky*	L	1-15
4/15	at Eastern Kentucky*	L	1-4
4/18	Eastern Illinois*	W	11-1
4/18	Eastern Illinois*	W	10-5
4/21	at Samford*	L	0-1
4/22	at Samford*	L	1-2
4/22	at Samford*	L	1-2
4/29	at Tennessee Tech*	L	0-1
4/29	at Tennessee Tech*	L	1-9
4/30	at Tennessee Tech*	L	1-2
5/3	at Eastern Illinois*	L	1-7
5/6	Jacksonville State*	L	2-3
5/6	Jacksonville State*	L	3-5
5/7	Jacksonville State*	L	3-10
5/11	vs. UT Martin +	W	3-0
5/11	vs. Tennessee Tech +	L	0-8
5/12	vs. Eastern Kentucky +	L	0-3

\* - OVC Game; @ - Mississippi State Invitational (Starkville, Miss.); ^ - All-Missouri Cancer Classic (Springfield, Mo.); # - Southeast Softball Classic (Cape Girardeau, Mo.); OVC Tournament (Cookeville, Tenn.)





# 2022 SOUTHEAST MISSOURI SOFTBALL GUIDE

## YEARLY RESULTS



### 2007

#### Lana Richmond (20-29, 11-16 OVC)

2/23	at Memphis @	L	1-2 (9)
2/23	vs. Alabama A&M @	W	8-0
2/25	vs. Evansville @	L	2-3
2/25	vs. Central Arkansas @	W	11-1
3/4	vs. UMKC ^	L	0-6
3/4	vs. Missouri State ^	L	4-10
3/9	Belmont #	W	9-0
3/10	Belmont #	L	0-4
3/10	Bradley #	L	2-3
3/11	#18 Illinois State #	L	0-7
3/11	IUPUI #	W	9-0
3/17	Samford*	W	3-1
3/17	Samford*	L	2-10
3/18	Samford*	W	9-1
3/19	at Western Kentucky	L	1-3
3/19	at Western Kentucky	L	8-10
3/20	at Middle Tennessee	L	2-3 (12)
3/21	at Mississippi	L	2-12
3/21	at Mississippi	W	7-3
3/24	at Tennessee State*	L	3-4
3/24	at Tennessee State*	L	0-2
3/25	at Tennessee State*	W	1-0
3/28	at Evansville	W	5-3
3/28	at Evansville	L	6-7 (8)
3/31	Eastern Kentucky*	L	9-10
4/1	Eastern Kentucky*	L	3-12
4/1	Eastern Kentucky*	W	3-2
4/6	at Jacksonville State*	L	3-6
4/6	at Jacksonville State*	L	4-9
4/7	at Jacksonville State*	L	3-11
4/11	at Eastern Illinois*	L	2-3
4/11	at Eastern Illinois*	L	7-11
4/14	Austin Peay*	L	0-9
4/15	Austin Peay*	L	6-7
4/15	Austin Peay*	W	9-1
4/17	Saint Louis	W	6-4
4/17	Saint Louis	W	4-3
4/21	at UT Martin*	W	3-1
4/21	at UT Martin*	L	2-4
4/22	at UT Martin*	W	6-5
4/24	Memphis	W	4-3
4/24	Memphis	L	1-10
4/28	Tennessee Tech*	L	0-7
4/28	Tennessee Tech*	W	9-5
4/29	Tennessee Tech*	L	3-8
5/2	Eastern Illinois*	W	5-2
5/5	at Morehead State*	L	1-8
5/5	at Morehead State*	W	7-4
5/6	at Morehead State*	W	4-1

\* - OVC Game; @ - Blues City Classic (Southaven, Miss.); ^ - All-Missouri Cancer Classic (St. Louis, Mo.); # - Southeast Softball Classic (Cape Girardeau, Mo.)

### 2008

#### Lana Richmond (24-28, 11-16 OVC)

2/14	at Jackson State	W	8-0
2/14	at Jackson State	W	12-3
2/15	vs. Central Arkansas @	W	5-3
2/17	vs. Iowa State @	L	1-8
2/17	at UL-Monroe @	L	1-2
2/22	vs. Morehead State !	L	0-2
2/22	vs. Arkansas-Pine Bluff !	W	11-2
2/23	at Memphis !	L	1-3
2/23	vs. Evansville !	L	4-16
2/24	vs. Alabama A&M !	W	15-0
3/2	Missouri State ^	W	3-1
3/2	Saint Louis ^	W	7-3
3/7	vs. Florida Gulf Coast #	L	0-5
3/7	vs. Bethune-Cookman #	W	4-0
3/8	vs. Towson #	L	4-5 (8)
3/8	at Florida Atlantic #	L	6-7
3/9	vs. Bethune-Cookman #	L	2-5 (9)
3/11	vs. Longwood %	W	2-0
3/11	vs. Longwood %	L	1-12
3/12	at Belmont	L	0-1
3/13	at Belmont	W	10-8
3/15	at Eastern Kentucky*	L	2-6
3/16	at Eastern Kentucky*	L	2-10
3/16	at Eastern Kentucky*	L	2-10
3/21	at Tennessee Tech*	W	4-0
3/21	at Tennessee Tech*	L	1-5
3/22	at Tennessee Tech*	L	2-3 (12)
3/25	Eastern Illinois*	W	7-2
3/25	Eastern Illinois*	W	7-6
3/29	at Austin Peay*	L	4-5
3/30	at Austin Peay*	W	12-0
3/30	at Austin Peay*	W	9-4
4/5	Tennessee State*	W	5-2
4/5	Tennessee State*	L	2-3
4/6	Tennessee State*	W	6-3
4/9	Middle Tennessee	W	6-4
4/9	Middle Tennessee	L	3-5
4/12	at Samford*	L	0-8
4/12	at Samford*	W	4-3
4/13	at Samford*	L	1-7
4/17	at Saint Louis	W	6-0
4/17	at Saint Louis	W	2-1
4/19	Morehead State*	L	0-6
4/19	Morehead State*	W	5-1
4/20	Morehead State*	W	2-1
4/23	at Eastern Illinois*	L	3-4
4/26	UT Martin*	W	6-5 (8)
4/26	UT Martin*	L	2-5
4/27	UT Martin*	L	5-7
5/3	Jacksonville State*	L	0-7
5/3	Jacksonville State*	L	3-6
5/4	Jacksonville State*	L	4-8 (8)

\* - OVC Game; @ - Mardi Gras Tournament (Monroe, La.); ! - Blues City Classic (Southaven, Miss.); ^ - All-Missouri Cancer Classic (Cape Girardeau, Mo.); # - Florida Atlantic Tournament (Boca Raton, Fla.); % Games played in Boca Raton, Fla.

### 2009

#### Lana Richmond (29-21, 16-8 OVC)

2/12	at Jackson State	W	11-0
2/13	at UL-Monroe	W	4-1
2/13	vs. Central Arkansas @	L	0-8
2/14	at UL-Monroe @	W	4-3
2/14	vs. Centenary @	W	5-4 (8)
2/15	vs. Centenary @	L	2-10
3/4	at #18 Southern Illinois	L	1-2
3/4	at #18 Southern Illinois	L	0-6
3/6	at Missouri State ^	W	4-1 (8)
3/6	vs. UMKC ^	W	10-3 (8)
3/7	vs. Saint Louis ^	W	1-0
3/7	vs. #12 Missouri ^	L	0-8
3/17	at North Carolina A&T	W	8-7
3/17	at North Carolina A&T	W	6-0
3/18	at Elon	L	2-4
3/18	at Elon	L	1-8
3/18	at Morehead State*	W	1-0
3/20	at Morehead State*	W	7-4
3/21	at Morehead State*	L	1-2 (10)
3/28	Tennessee Tech*	W	3-2
3/28	Tennessee Tech*	L	0-13
3/29	Tennessee Tech*	L	1-6
4/1	Missouri-St. Louis	L	0-6
4/1	Missouri-St. Louis	L	3-4
4/4	at Jacksonville State*	L	1-12
4/4	at Jacksonville State*	L	0-9
4/5	at Jacksonville State*	L	1-11
4/8	SIU Edwardsville	L	1-6
4/8	SIU Edwardsville	L	3-12
4/10	at UT Martin*	L	1-2
4/10	at UT Martin*	L	2-8
4/11	at UT Martin*	W	4-3
4/15	Saint Louis	W	5-4 (8)
4/15	Saint Louis	W	9-5
4/18	Austin Peay*	W	4-1
4/18	Austin Peay*	W	6-5 (9)
4/19	Austin Peay*	W	7-5
4/23	at Eastern Illinois*	W	6-2
4/23	at Eastern Illinois*	W	11-3
4/25	Eastern Kentucky*	W	4-3
4/25	Eastern Kentucky*	W	8-5
4/26	Eastern Kentucky*	W	4-3
4/29	Eastern Illinois*	W	8-3
5/2	at Tennessee State*	W	9-1
5/2	at Tennessee State*	W	4-3
5/3	at Tennessee State*	W	8-7
5/7	vs. Morehead State +	W	1-0
5/8	vs. Tennessee Tech +	W	7-1
5/9	vs. UT Martin +	L	2-3 (8)
5/9	vs. UT Martin +	L	1-4

\* - OVC Game; @ - Mardi Gras Tournament (Monroe, La.); ^ - All-Missouri Cancer Classic (Springfield, Mo.); + - OVC Tournament (Jacksonville, Ala.)

### 2010

#### Lana Richmond (17-31, 6-17 OVC)

2/11	at Jackson State	W	11-3
2/13	vs. UMKC @	W	6-4
2/13	at UL-Monroe @	L	6-9
2/19	vs. McNeese State !	L	2-6
2/19	vs. Fort Wayne !	W	7-4
2/20	vs. Indiana State !	W	6-3
2/20	vs. Appalachian State !	L	2-10
3/5	vs. UMKC ^	L	1-7
3/5	vs. Saint Louis ^	L	2-10
3/6	at #4 Missouri ^	L	0-13
3/6	vs. Missouri State ^	L	3-7
3/10	Fort Wayne	W	4-3 (8)
3/11	Illinois State	L	1-12
3/13	vs. SIU Edwardsville #	W	7-6
3/13	at Arkansas #	L	2-4
3/14	vs. Louisiana Tech #	L	3-5
3/14	vs. SIU Edwardsville #	L	5-6
3/16	IUPUI	W	15-7
3/16	IUPUI	W	5-4 (8)
3/17	at Indiana State	W	5-3 (8)
3/17	at Indiana State	L	2-4
3/20	Morehead State*	L	2-9
3/20	Morehead State*	L	5-7
3/27	at Eastern Kentucky*	L	4-5
3/27	at Eastern Kentucky*	W	6-0
3/28	at Eastern Kentucky*	L	2-7
3/31	Eastern Illinois*	L	0-3
3/31	Eastern Illinois*	L	2-10
4/2	at Austin Peay*	L	3-4 (8)
4/2	at Austin Peay*	W	12-5
4/3	at Austin Peay*	L	2-11
4/9	Tennessee State*	W	9-0
4/9	Tennessee State*	L	4-6
4/10	Tennessee State*	W	7-5
4/14	at Eastern Illinois*	L	0-2
4/17	at Murray State*	L	1-9
4/17	at Murray State*	W	9-6
4/18	at Murray State*	L	4-9
4/22	at SIU Edwardsville	W	3-2 (9)
4/22	at SIU Edwardsville	L	2-3
5/1	UT Martin*	L	3-4 (8)
5/2	UT Martin*	L	1-5
5/2	UT Martin*	L	0-2
5/5	at Saint Louis	W	6-3
5/5	at Saint Louis	L	1-9
5/8	at Tennessee Tech*	L	0-4
5/8	at Tennessee Tech*	L	1-2
5/9	at Tennessee Tech*	W	2-0

\* - OVC Game; @ - Mardi Gras Classic (Monroe, La.); ^ - All-Missouri Cancer Classic (Columbia, Mo.); ! - Blues City Classic (Memphis, Tenn.); # - Arkansas Invitational (Fayetteville, Ark.)



# 2022 SOUTHEAST MISSOURI SOFTBALL GUIDE

## YEARLY RESULTS



### 2011

#### Lana Richmond (31-30, 17-12 OVC)

2/11	vs. Northwestern State @	L	1-2
2/11	at UL-Monroe @	L	3-11
2/12	vs. Indiana State @	W	6-2
2/12	at UL-Monroe @	L	1-6
2/13	vs. Northwestern State @	L	2-10
2/25	vs. South Alabama !	L	3-8
2/25	vs. Western Kentucky !	L	5-8
2/26	vs. Louisiana Tech !	W	5-4
2/26	vs. Austin Peay !	W	6-3
2/27	at Mississippi !	L	2-4
3/4	vs. #18 Missouri ^	L	0-5
3/4	vs. Missouri State ^	L	2-3
3/5	at Saint Louis ^	L	3-8
3/9	Southern Illinois	L	0-10
3/12	at SIU Edwardsville*	W	11-4 (9)
3/12	at SIU Edwardsville*	W	8-6 (8)
3/13	at SIU Edwardsville*	L	1-11
3/17	at Belmont	L	0-3
3/17	at Belmont	L	5-6 (8)
3/19	Tennessee Tech*	W	4-1
3/19	Tennessee Tech*	W	6-3
3/20	Tennessee Tech*	L	1-4
3/23	Evansville	L	2-4 (8)
3/23	Evansville	W	9-0
3/26	at Jacksonville State*	W	7-6
3/26	at Jacksonville State*	L	5-8
3/27	at Jacksonville State*	L	8-13
3/30	UT Martin*	W	5-4
3/30	UT Martin*	L	1-7
4/2	Austin Peay*	W	8-5
4/2	Austin Peay*	W	9-1
4/3	Austin Peay*	L	1-2
4/6	Indiana State	W	10-8
4/6	Indiana State	W	4-2
4/7	at UT Martin*	L	2-7
4/9	at Tennessee State*	W	6-5
4/9	at Tennessee State*	W	5-3
4/10	at Tennessee State*	W	10-0
4/13	at Eastern Illinois*	L	0-2
4/13	at Eastern Illinois*	L	0-4
4/16	Murray State*	W	10-9 (8)
4/16	Murray State*	W	11-4
4/17	Murray State*	L	7-9
4/19	Eastern Illinois*	W	8-4
4/22	Williams Baptist	W	4-1
4/22	Williams Baptist	W	5-2
4/28	at Middle Tennessee	W	3-2
4/28	at Middle Tennessee	L	3-7
4/30	at Morehead State*	W	14-7
4/30	at Morehead State*	W	4-3
5/4	Saint Louis	W	5-1
5/4	Saint Louis	L	2-3
5/7	Eastern Kentucky*	W	5-1
5/7	Eastern Kentucky*	L	0-8
5/8	Eastern Kentucky*	L	2-9 (12)
5/12	vs. SIU Edwardsville +	W	4-3 (8)
5/12	vs. Eastern Illinois +	W	4-0
5/13	vs. Jacksonville State +	L	0-4
5/14	vs. Eastern Illinois +	W	9-1
5/14	vs. Jacksonville State +	W	3-2
5/15	vs. Jacksonville State +	L	5-9

### 2012

#### Lana Richmond (25-30, 13-16 OVC)

2/9	at Jackson State	L	1-11
2/10	vs. Grambling State @	W	15-8
2/10	vs. IUPUI @	L	0-5
2/11	vs. Grambling State @	W	21-3
2/11	at UL-Monroe @	W	8-4
2/12	vs. Northwestern State @	W	3-1
2/24	vs. Miami (Ohio) !	L	2-6
2/24	vs. Western Illinois !	L	4-12
2/25	vs. Northern Iowa !	L	1-2
2/25	vs. Missouri State !	L	1-4
2/26	at Memphis !	L	0-1
3/3	vs. Saint Louis ^	L	4-5 (8)
3/3	vs. #13 Missouri ^	L	0-9
3/4	at UMKC ^	L	2-5 (8)
3/4	vs. Missouri State ^	L	4-5
3/10	Morehead State*	W	11-10
3/10	Morehead State*	L	1-3
3/11	Morehead State*	W	9-5
3/14	at Indiana State	W	4-0
3/14	at Indiana State	W	9-6
3/15	at Evansville	W	6-1
3/15	at Evansville	L	4-5
3/17	at Eastern Kentucky*	L	2-3 (8)
3/17	at Eastern Kentucky*	W	7-5 (8)
3/18	at Eastern Kentucky*	L	2-4
3/21	at UT Martin*	L	4-5 (9)
3/21	at UT Martin*	L	1-2
3/25	SIU Edwardsville*	W	9-8
3/25	SIU Edwardsville*	W	4-1
3/29	UT Martin*	L	2-3
3/31	at Tennessee Tech*	W	6-2
3/31	at Tennessee Tech*	L	1-6
4/1	at Tennessee Tech*	L	2-3
4/4	Eastern Illinois*	L	2-3
4/4	Eastern Illinois*	L	3-5
4/6	Jacksonville State*	W	3-1
4/6	Jacksonville State*	L	8-9
4/7	Jacksonville State*	L	1-2
4/11	Middle Tennessee	W	8-2
4/11	Middle Tennessee	W	10-3
4/14	at Austin Peay*	W	5-4 (8)
4/14	at Austin Peay*	W	7-3
4/15	at Austin Peay*	W	6-2
4/18	at Eastern Illinois*	L	0-1
4/21	Tennessee State*	W	2-0
4/21	Tennessee State*	W	12-4
4/22	Tennessee State*	W	6-2
4/25	at Southern Illinois	L	6-7
4/28	at Murray State*	L	1-3
4/28	at Murray State*	L	7-10
4/29	at Murray State*	L	7-8
5/1	at Saint Louis	L	0-1
5/1	at Saint Louis	W	6-1
5/2	Belmont	W	5-3
5/2	Belmont	W	14-13 (10)

\* - OVC Game; @ - Mardi Gras Classic  
Monroe, La.; ! - Blues City Classic (Memphis,  
Tenn.); ^ - All-Missouri Cancer Classic  
(Kansas City, Mo.)

### 2013

#### Lana Richmond (15-33, 6-18 OVC)

2/7	at Jackson State	L	0-1
2/8	vs. Mississippi Valley @	W	3-2
2/8	vs. Grambling State @	W	6-3
2/9	at UL-Monroe @	L	1-5
2/9	at Northwestern State @	L	0-8
2/22	vs. Detroit Mercy !	W	10-7 (10)
2/23	vs. Samford !	L	1-2 (8)
2/23	vs. Nicholls State !	L	7-8
2/24	vs. Mississippi State !	L	4-8
2/24	at Memphis !	L	1-2
3/7	Missouri State	W	3-2
3/7	Missouri State	L	1-2
3/9	vs. Bowling Green ^	L	1-4
3/9	at Evansville ^	L	0-8
3/10	vs. Bowling Green ^	W	4-1
3/10	at Evansville ^	L	2-9
3/13	Indiana State	W	5-4
3/13	Indiana State	W	9-4
3/16	at Murray State*	W	9-3
3/16	at Murray State*	L	1-8
3/20	Georgia Tech	L	4-9
3/21	at Western Kentucky	L	3-10
3/23	at Belmont*	L	11-12
3/23	at Belmont*	W	3-1
3/24	at Tennessee State*	W	4-0
3/29	SIU Edwardsville*	L	0-13
3/29	SIU Edwardsville*	L	1-11
3/30	SIU Edwardsville*	L	1-9
4/2	Evansville	L	0-1
4/2	Evansville	W	3-2
4/6	at Jacksonville State*	L	2-4
4/6	at Jacksonville State*	L	5-13
4/7	at Tennessee Tech*	L	1-9
4/7	at Tennessee Tech*	L	0-4
4/13	Eastern Illinois*	L	1-5
4/13	Eastern Illinois*	W	4-1
4/14	Eastern Illinois*	L	1-10
4/20	Eastern Kentucky*	W	12-11
4/20	Eastern Kentucky*	L	4-6
4/21	Morehead State*	L	6-7
4/21	Morehead State*	W	5-4
4/25	Southern Illinois	W	14-7
4/28	at Austin Peay*	L	0-6
4/28	at Austin Peay*	L	5-6
4/29	at Austin Peay*	L	1-4
5/1	Saint Louis	L	1-5
5/4	UT Martin*	L	9-11
5/4	UT Martin*	L	5-14

\* - OVC Game; @ - Mardi Gras Classic  
Monroe, La.; ! - Blues City Classic (Memphis,  
Tenn.); ^ - Evansville Tournament  
(Evansville, Ind.)

### 2014

#### Lana Richmond (11-34, 3-20 OVC)

2/14	vs. Houston Baptist @	W	9-7
2/14	at UL-Monroe @	L	4-6
2/15	vs. Houston Baptist @	L	3-6
2/15	vs. Grambling State @	W	9-1
2/16	vs. Grambling State @	W	2-0
2/22	vs. Lipscomb !	L	0-11
2/22	vs. Loyola-Chicago !	W	13-3
2/23	vs. Ball State !	L	2-11
2/23	at Memphis !	L	1-6
3/1	Missouri State ^	L	0-8
3/1	Saint Louis ^	L	4-7
3/15	Missouri-St. Louis	W	5-4
3/15	Missouri-St. Louis	L	4-6
3/18	North Dakota State	L	0-11
3/19	at Indiana State	L	2-3
3/19	at Indiana State	L	0-2
3/20	at Evansville	L	5-6 (8)
3/20	at Evansville	L	4-8
3/22	at Eastern Kentucky*	L	1-5
3/22	at Eastern Kentucky*	W	5-3
3/23	at Morehead State*	L	6-7
3/23	at Morehead State*	L	4-7
3/29	Austin Peay*	L	1-4
3/29	Austin Peay*	W	13-4
3/30	Austin Peay*	L	2-6
4/5	Belmont*	L	0-6
4/5	Belmont*	L	5-14
4/6	Tennessee State*	L	1-3
4/6	Tennessee State*	L	3-4
4/12	at SIU Edwardsville*	L	0-10
4/12	at SIU Edwardsville*	L	2-9
4/13	at SIU Edwardsville*	L	0-3
4/18	Jacksonville State*	L	0-9
4/18	Jacksonville State*	L	0-9
4/19	Tennessee Tech*	L	0-3
4/19	Tennessee Tech*	L	3-5
4/23	at Saint Louis	L	0-8
4/23	at Saint Louis	W	9-7
4/26	at UT Martin*	L	1-6
4/26	at UT Martin*	L	6-12
4/30	Missouri Baptist	W	10-5
4/30	Missouri Baptist	W	13-1
5/3	Murray State*	L	4-5
5/3	Murray State*	L	0-1
5/4	Murray State*	W	5-3

\* - OVC Game; @ - Mardi Gras Classic  
Monroe, La.; ! - Blues City Classic (Southaven,  
Miss.); ^ - All-Missouri Cancer Classic  
(Cape Girardeau, Mo.)

\* - OVC Game; @ - Mardi Gras Classic  
Monroe, La.; ! - Red & Blue Classic (Oxford,  
Miss.); ^ - All-Missouri Cancer Classic  
(St. Louis, Mo.); + - OVC Tournament  
(Charleston, Ill.)

**OVC TOURNAMENT CHAMPIONS | 1994 • 1996 • 1997 • 1998 • 1999 • 2019**

**NCAA TOURNAMENT | 1999 • 2019**



# 2022 SOUTHEAST MISSOURI SOFTBALL GUIDE

## YEARLY RESULTS



### 2015 Mark Redburn (19-27, 12-12 OVC)

2/13	vs. Alabama State @	L	5-8
2/13	at UL-Monroe @	L	3-11
2/14	vs. Alabama State @	L	7-12
2/14	vs. Grambling State @	W	11-7
2/15	vs. Grambling State @	W	10-8
2/27	at Southeastern La. !	W	10-8
2/27	vs. Saint Louis !	L	7-8
2/28	vs. UT Martin !	L	1-2 (8)
3/1	vs. Arkansas !	L	2-5
3/11	at Missouri	L	1-2
3/11	at Missouri	L	1-10
3/17	UT Martin*	W	9-6
3/17	UT Martin*	L	3-6 (8)
3/18	Indiana State	L	4-9
3/18	Indiana State	L	5-9 (8)
3/21	at Tennessee Tech*	L	0-3
3/21	at Tennessee Tech*	W	6-4
3/23	at Jacksonville State*	L	4-10
3/23	at Jacksonville State*	L	5-6
3/28	SIU Edwardsville*	L	3-12
3/28	SIU Edwardsville*	L	0-7
3/29	SIU Edwardsville*	L	4-8
3/31	at Missouri State	W	8-4
3/31	at Missouri State	L	0-4
4/3	at Tennessee State*	W	7-2
4/4	at Belmont*	W	4-2
4/4	at Belmont*	W	4-3
4/8	Southern Illinois	W	4-3 (10)
4/11	at Murray State*	L	3-4
4/11	at Murray State*	L	5-6
4/12	at Murray State*	L	1-2
4/18	Morehead State*	W	1-0
4/18	Morehead State*	L	1-3
4/22	Saint Louis	L	3-6
4/22	Saint Louis	W	5-4
4/23	at Tennessee State*	W	12-4
4/25	Eastern Illinois*	W	6-0
4/25	Eastern Illinois*	W	9-4
4/26	Eastern Illinois*	L	4-7
4/29	at Arkansas	L	5-13
4/29	at Arkansas	W	4-3 (8)
5/2	at Austin Peay*	W	8-1
5/2	at Austin Peay*	W	6-5
5/3	at Austin Peay*	W	11-10
5/6	vs. Jacksonville State +	L	0-21
5/7	vs. Eastern Illinois +	L	9-10 (12)

\* - OVC Game; @ - Mardi Gras Classic  
Monroe, La.; ! - Lion Classic Scramble  
(Hammond, La.); + - OVC Tournament  
(Edwardsville, Ill.)

### 2016 Mark Redburn (16-33, 10-17 OVC)

2/12	vs. Louisiana Tech @	L	2-11
2/13	vs. #11 Louisiana @	L	0-8
2/13	vs. Houston Baptist @	W	10-7
2/14	vs. Central Arkansas @	L	4-5
2/14	vs. #25 South Alabama @	L	2-5
2/26	vs. Western Carolina !	L	0-8
2/26	vs. Ball State !	L	3-6
2/27	vs. Valparaiso !	W	3-2
2/28	at Western Kentucky !	W	8-3
3/5	vs. Missouri State ^	L	3-9
3/5	vs. Northern Illinois ^	W	6-3
3/6	vs. UMKC ^	L	0-9
3/6	at Saint Louis ^	L	3-4
3/15	at Jackson State	W	10-1
3/15	at Jackson State	W	9-8
3/16	at Southeastern La.	L	1-7
3/16	at Southeastern La.	L	3-4
3/19	Murray State*	W	4-3
3/19	Murray State*	W	9-1
3/20	Murray State*	L	5-16
3/22	at Southern Illinois	L	2-3
3/25	Belmont*	W	3-0
3/25	Belmont*	L	1-2 (9)
3/26	Tennessee State*	W	7-2
3/26	Tennessee State*	W	9-0
4/2	at SIU Edwardsville*	L	1-2
4/2	at SIU Edwardsville*	L	4-5
4/3	at SIU Edwardsville*	L	3-5
4/6	Arkansas	L	4-7
4/6	Arkansas	L	3-4
4/9	Jacksonville State*	L	5-6
4/9	Jacksonville State*	L	2-9
4/10	Tennessee Tech*	L	2-3
4/10	Tennessee Tech*	W	5-2
4/13	at Saint Louis	L	7-12
4/13	at Saint Louis	L	2-6
4/16	at UT Martin*	L	0-1 (9)
4/16	at UT Martin*	L	1-3
4/17	at UT Martin*	L	0-4
4/23	at Eastern Kentucky*	L	2-4
4/23	at Eastern Kentucky*	W	5-2
4/24	at Morehead State*	L	1-6
4/24	at Morehead State*	L	0-1
4/29	Austin Peay*	L	3-7
4/29	Austin Peay*	W	15-6
4/30	Austin Peay*	W	7-4
5/7	at Eastern Illinois*	L	3-4
5/8	at Eastern Illinois*	L	1-6
5/8	at Eastern Illinois*	W	4-1

\* - OVC Game; @ - Sand Dollar Classic  
Gulf Shores, Ala.; ! - Holiday Inn Spring  
Fling (Bowling Green, Ky.); ^ - All-Missouri  
Cancer Classic (St. Louis, Mo.)

### 2017 Mark Redburn (23-27, 8-14 OVC)

2/11	vs. Tennessee State !	W	9-1
2/11	vs. Jarvis Christian !	W	17-2
2/12	at Jackson State !	W	13-2
2/17	vs. Middle Tennessee #	L	4-8
2/17	vs. UT Arlington #	L	1-5
2/18	at Southeastern La. #	W	2-0
2/19	vs. Buffalo #	W	7-6 (8)
2/19	vs. Alcorn State #	W	3-2
2/25	at Alcorn State	W	8-0
2/25	at Alcorn State	W	7-5
3/4	vs. Missouri State &	W	2-1
3/4	at UMKC &	W	4-2
3/5	vs. Saint Louis &	L	1-10
3/5	vs. Saint Louis &	L	4-6
3/9	vs. Loyola-Chicago %	W	2-0
3/10	vs. Valparaiso %	L	6-8
3/11	vs. Alabama A&M %	W	7-2
3/12	vs. Alabama State %	W	8-1
3/14	at Georgia Tech	W	6-1
3/15	at Kennesaw State	L	3-4
3/17	vs. Tulsa @	L	0-6
3/17	vs. UMKC @	W	10-0
3/18	vs. #12 LSU @	L	3-7
3/18	vs. Nebraska-Omaha @	L	5-6
3/19	at Kansas @	L	5-6
3/25	at Tennessee Tech*	L	2-3
3/25	at Tennessee Tech*	L	2-3
3/26	at Jacksonville State*	L	0-3
3/26	at Jacksonville State*	L	5-9
4/1	Eastern Illinois*	L	5-7
4/1	Eastern Illinois*	L	1-4
4/8	Austin Peay*	W	3-0
4/8	Austin Peay*	W	4-0
4/9	Murray State*	L	6-11
4/9	Murray State*	L	1-6
4/12	Southern Illinois	L	1-3
4/14	at SIU Edwardsville*	L	0-4
4/14	at SIU Edwardsville*	L	4-5 (10)
4/18	at Missouri	L	3-14
4/18	at Missouri	L	1-9
4/22	Morehead State*	L	2-6
4/22	Morehead State*	W	6-5
4/23	Eastern Kentucky*	W	2-1
4/23	Eastern Kentucky*	L	0-2
4/29	at Tennessee State*	W	5-3 (9)
4/29	at Tennessee State*	W	4-1
4/30	at Belmont*	W	5-1
5/1	at Belmont*	L	5-6
5/6	at UT Martin*	W	7-0
5/6	at UT Martin*	L	2-8

\* - OVC Game; ! - Jackson State Tournament  
Jackson, Miss.; # - Lion Classic II (Hammond,  
La.); & - We Back Pat Tournament (Kansas  
City, Mo.); % - Leon Smith Classic, hosted by  
Southeast Missouri (Oxford, Ala.); @ - Rock  
Chalk Challenge (Lawrence, Kan.)

### 2018 Mark Redburn (33-20, 15-7 OVC)

2/9	vs. South Dakota State !	W	4-1
2/9	at Northern Iowa !	L	0-7
2/10	vs. Kansas City !	W	13-3
2/10	at Northern Iowa !	L	0-8
2/11	vs. Drake !	L	0-1
2/23	vs. Evansville %	W	9-0
2/23	at Alabama State %	W	14-1
2/24	vs. IUPUI %	W	7-0
2/24	at Chattanooga %	L	5-9
2/25	vs. Western Michigan %	W	8-7
2/25	vs. Western Illinois %	W	2-1
3/3	vs. Ohio #	W	2-1
3/3	at #22 Kentucky #	L	2-4
3/4	vs. Ohio #	L	1-5
3/4	at #22 Kentucky #	L	2-11
3/9	at Creighton	L	3-6
3/10	at Creighton	W	7-4
3/10	at Creighton	L	5-7
3/13	Indiana State	W	5-1
3/13	Indiana State	W	4-1
3/17	vs. Tennessee Tech \$	W	7-3
3/17	at Memphis \$	W	8-7
3/18	vs. South Dakota \$	W	10-2
3/18	vs. SIU Edwardsville \$	W	10-7
3/21	Missouri	L	2-10
3/21	Missouri	W	8-2
3/23	Tennessee Tech*	W	5-1
3/23	Tennessee Tech*	W	4-3
3/25	Jacksonville State*	L	0-6
3/25	Jacksonville State*	W	7-2
4/5	at Southern Illinois	L	1-2 (9)
4/6	at Austin Peay*	L	2-5
4/6	at Austin Peay*	W	11-2
4/8	at Murray State*	W	8-7
4/8	at Murray State*	W	11-8
4/11	at Eastern Illinois*	L	1-4
4/11	at Eastern Illinois*	L	1-4
4/13	SIU Edwardsville*	W	6-2
4/13	SIU Edwardsville*	W	7-5
4/17	UT Martin*	L	0-4
4/17	UT Martin*	W	1-0 (8)
4/21	at Morehead State*	W	2-0
4/21	at Morehead State*	W	4-1
4/22	at Eastern Kentucky*	L	4-5
4/22	at Eastern Kentucky*	L	0-1
4/25	at Saint Louis	W	7-1
4/25	at Saint Louis	W	1-0
4/28	Tennessee State*	W	16-8
4/28	Tennessee State*	W	9-0
4/29	Belmont*	W	3-2
4/29	Belmont*	W	4-1
5/9	vs. SIU Edwardsville +	L	4-5
5/10	vs. #8 Morehead State +	L	1-4

\* - OVC Game; + - OVC Tournament (Oxford,  
Ala.); ! - Northern Iowa Dome Classic (Cedar  
Falls, Iowa); % - Frost Classic (Chattanooga,  
Tenn.); # - John Cropp Classic (Lexington,  
Ky.); \$ - Memphis Tiger Classic  
(Memphis, Tenn.)





## 2022 SOUTHEAST MISSOURI SOFTBALL GUIDE

### YEARLY RESULTS



#### 2019 Mark Redburn (46-18, 17-5 OVC)

2/8	vs. South Dakota State !	W	7-3
2/8	at Northern Iowa !	W	5-1
2/9	at Northern Iowa !	W	16-0
2/9	vs. Toledo !	W	7-5
2/10	vs. Drake !	L	1-6
2/15	vs. Wichita State @	L	0-8
2/15	vs. Abilene Christian @	W	10-2
2/16	at Louisiana Tech @	L	3-11
2/16	vs. Fairleigh Dickinson @	W	8-0
2/17	vs. Miss. Valley State @	W	7-0
2/21	at #12 Arkansas #	L	1-7
2/22	vs. Drake #	L	2-6
2/22	at #12 Arkansas #	W	6-1
2/23	vs. Drake #	L	5-7
2/23	vs. IUPUI #	W	5-3
3/1	at Louisiana-Monroe \$	W	8-0
3/1	at Central Arkansas \$	W	11-7
3/2	vs. Coppin State \$	W	11-5
3/2	vs. Missouri State \$	L	4-7
3/8	vs. UMKC %	W	8-2
3/8	at Kansas %	W	2-0
3/9	vs. UMKC %	W	8-2
3/10	vs. Maine %	W	6-2
3/10	at Kansas %	W	2-1
3/14	Missouri State	W	5-2
3/16	vs. Northern Illinois &	W	14-4
3/16	vs. Omaha &	W	9-4
3/17	vs. Detroit-Mercy &	W	9-0
3/17	vs. Omaha &	W	3-1
3/23	at Tennessee State*	W	8-0
3/23	at Tennessee State*	W	11-1
3/24	at Belmont*	W	3-2
3/24	at Belmont*	L	0-7
4/1	Eastern Kentucky*	W	4-1
4/1	Eastern Kentucky*	W	9-7
4/6	at SIU Edwardsville*	W	14-1
4/6	at SIU Edwardsville*	L	3-4
4/10	at UT Martin*	W	1-0
4/10	at UT Martin*	W	6-0
4/12	Austin Peay*	L	2-5
4/12	Austin Peay*	W	9-0
4/15	Murray State*	L	4-8
4/15	Murray State*	W	9-1
4/16	Southern Illinois	L	3-9
4/17	Saint Louis	W	4-3
4/20	Eastern Illinois*	W	11-3
4/20	Eastern Illinois*	W	8-5
4/23	at Missouri	L	3-4
4/23	at Missouri	L	1-4
4/26	at Tennessee Tech*	W	1-0
4/26	at Tennessee Tech*	W	6-5
4/28	at Jacksonville State*	L	0-1
4/28	at Jacksonville State*	W	3-1
5/1	at Saint Louis	W	3-1
5/3	Morehead State*	W	7-0
5/3	Morehead State*	W	9-0
5/9	vs. Eastern Kentucky ^	W	6-0
5/10	vs. Jacksonville State ^	L	3-4
5/10	vs. Eastern Kentucky ^	W	11-8
5/11	vs. Jacksonville State ^	W	8-2
5/11	vs. Jacksonville State ^	W	6-5
5/17	vs. #7 Louisiana +	L	2-3
5/18	vs. Chattanooga +	W	2-1
5/18	at #17 Ole Miss +	L	0-10

\* - OVC Game; ! - UNI Dome Classic (Cedar Falls, Iowa); @ - Louisiana Tech Invitational (Ruston, La.); # - Razorback Invitational (Fayetteville, Ark.); \$ - Central Arkansas Classic (Conway, Ark.); % - Jayhawk Classic (Lawrence, Kan.); & - Billiken Spring Tournament (St. Louis, Mo.); ^ - OVC Tournament (Oxford, Ala.); + - NCAA Regional (Oxford, Miss.)

• OVC Co Regular-Season Champions  
• OVC Tournament Champions

#### 2020 Mark Redburn (12-5)

2/14	vs. Kennesaw State !	L	4-6
2/14	vs. Purdue Fort Wayne !	W	16-15 (9)
2/15	vs. Southern Miss !	W	7-0
2/15	at Troy !	W	13-3
2/21	vs. South Carolina St. @	W	16-3
2/21	at Alabama State @	W	12-3
2/22	vs. Howard @	W	3-0
2/22	vs. Grambling @	W	4-1
2/23	vs. South Carolina St. @	W	2-0
2/29	Kansas City	W	3-0
3/1	Kansas City	L	12-13
3/1	Kansas City	L	1-2
3/6	vs. Mississippi Valley #	W	6-1
3/6	vs. Bryant #	W	8-0
3/7	at #24 Mississippi State #	L	0-2
3/7	vs. Bryant #	W	8-0
3/8	at #24 Mississippi State #	L	0-2

~ Season cancelled due to COVID-19 pandemic

\* - OVC Game; ! - Troy University Tournament (Troy, Ala.); @ - Stinger Classic (Montgomery, Ala.); # - Bulldog Slamboree (Starkville, Miss.)

#### 2021 Mark Redburn (30-17, 23-6 OVC)

2/13	at Auburn	L	0-8
2/13	at Auburn	L	1-5
2/14	at Auburn	L	1-3
2/20	at Tennessee	L	0-7
2/20	at Tennessee	L	3-5
2/26	vs. North Dakota State !	W	6-2
2/26	at #24 Arkansas !	L	3-9
2/27	vs. Texas Tech !	W	5-3 (8)
2/27	at #24 Arkansas !	L	3-6
2/28	vs. Texas Tech !	L	1-7
3/5	Austin Peay*	W	6-5
3/6	Austin Peay*	L	3-4
3/6	Austin Peay*	W	8-0
3/12	at Tennessee Tech*	W	7-0
3/12	at Tennessee Tech*	W	4-1
3/13	at Tennessee Tech*	W	8-4
3/16	at Southern Illinois	L	2-6
3/20	at Belmont*	W	8-2
3/20	at Belmont*	W	6-0
3/21	at Belmont*	W	8-4
3/24	at Saint Louis	W	6-1
3/26	Morehead State*	W	8-0
3/27	Morehead State*	W	10-0
3/27	Morehead State*	W	9-1
3/31	Southern Illinois	W	5-0
4/2	Eastern Illinois*	W	7-0
4/3	Eastern Illinois*	W	3-0
4/3	Eastern Illinois*	L	1-5
4/10	at SIU Edwardsville*	W	11-2
4/11	at SIU Edwardsville*	W	4-2
4/11	at SIU Edwardsville*	L	5-6 (8)
4/14	Saint Louis	W	2-0
4/17	Eastern Kentucky*	W	8-0
4/17	Eastern Kentucky*	L	2-6
4/18	Eastern Kentucky*	L	1-4
5/1	Murray State*	W	1-0
5/1	Murray State*	W	7-5
5/2	Murray State*	W	3-2
5/5	at UT Martin*	W	3-1
5/5	at UT Martin*	W	8-0
5/8	at Jacksonville State*	W	10-5
5/8	at Jacksonville State*	W	3-2
5/9	at Jacksonville State*	L	3-4
5/13	vs. Jacksonville State ^	W	11-2
5/14	vs. Eastern Kentucky ^	L	1-2
5/14	vs. Jacksonville State ^	W	4-3 (8)
5/15	vs. Eastern Kentucky ^	L	4-5

\* - OVC Game; ! - Razorback Invitational (Fayetteville, Ark.); ^ - OVC Tournament (Oxford, Ala.)







#LETSSOAR

THIS IS SEMO





# BRING YOUR BIG IDEAS.

**And make  
them count.**

Your big ideas will be in good company here. Whatever you choose to study, chances are the program is at the head of its class. And if you're at the head of yours, you can join our honors program and elevate your learning experience even further.



**SOUTHEAST MISSOURI**  
STATE UNIVERSITY • 1873



**SOUTHEAST BOASTS 20+ NATIONALLY  
AND INTERNATIONALLY ACCREDITED  
PROGRAMS, INCLUDING:**

- / ATHLETIC TRAINING
- / BUSINESS
- / CHEMISTRY
- / COMPUTER SCIENCE
- / DIETETICS
- / EDUCATION
- / ENGINEERING PHYSICS
- / INTERIOR DESIGN
- / MASS COMMUNICATION
- / MUSIC
- / NURSING
- / SOCIAL WORK
- / THEATRE



**GETTING INTO MEDICAL  
SCHOOL ISN'T EASY —  
WE JUST MAKE IT LOOK  
THAT WAY. SOUTHEAST'S  
PRE-MED STUDENTS ARE  
ACCEPTED TO**

**medical  
school well  
above the  
national  
average.**



**Like our students, Southeast faculty members come from around the country, hailing from leading institutions such as:**

- / Boston Conservatory of Music
- / Carnegie Mellon University
- / Harvard University
- / Pennsylvania State University
- / Purdue University
- / Texas A&M University
- / Tulane University
- / University of Florida
- / University of Michigan
- / Vanderbilt University
- / Yale University



**COME HERE  
AS A STUDENT.**

**And go  
anywhere  
as a  
teacher.**

**Southeast education graduates work as faculty members in school districts across the nation, and in more than 35 countries around the world.**

**1:21**  
faculty-  
student  
ratio

**Full-time  
faculty**

**lead most classes, not  
teaching assistants —  
starting with freshman year.**

**THE DONALD L. HARRISON  
COLLEGE OF BUSINESS  
CONSISTENTLY MAKES THE  
PRINCETON REVIEW'S LIST OF**

**top business  
schools.**





# ROLL UP YOUR SLEEVES AND GET DOWN TO BUSINESS.

Or education, public policy, communications or journalism — whatever your major, expect to learn a lot in class and even more in practice. And here, that practice happens on the latest technology and in real-world settings. You'll experiment and collaborate in just about all of your coursework. And you'll put new knowledge into action right from the start.



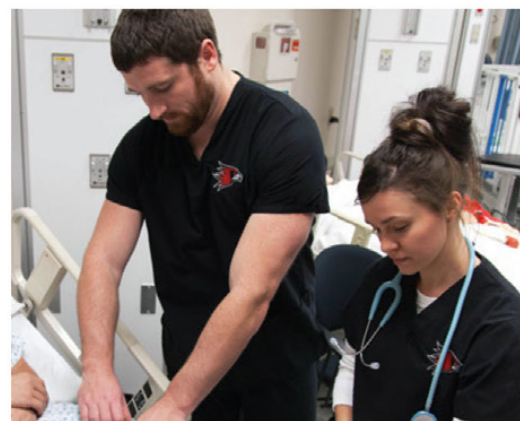
**YOUR NEXT BIG IDEA** could happen anywhere. But you'll give it legs and watch it run at **Catapult Creative House**, our **student-run idea incubator** and launchpad for innovation. Get to work in our creative labs, 3D modeling and printing gallery, and impact studio. It's where you'll turn your concepts into prototypes, your prototypes into products, and your products into sales.

**THE BEST PLACE TO LEARN ABOUT U.S. POLICY** is where it's actually being shaped. So you'll go to the **Center for Strategic and International Studies (CSIS) in Washington, D.C.**, for part of our University Studies course. For four exhilarating days, you'll work directly with researchers and consultants who advise national leaders. And if you're really on top of your game, you may end up influencing the strategies you've come to study.

## INTERNSHIPS

# RÉSUMÉS ARE BUILT—NOT WRITTEN.

The workforce is just that: a force. And it's one you'll meet head on at Southeast Missouri State. We'll help you find internships (that's plural on purpose) and coach you through any challenges or questions that come your way.





## SET OUT AND JOIN IN.

Earn your wings early. Chew your way into campus history. Share your musical gift. Meet your new brothers or sisters. Whatever you do — whether it's joining a club or carrying on a tradition — just know that you won't do it alone (except the chewing part).

# 21

## SOCIAL FRATERNITIES AND SORORITIES

**Representing the IFC, Panhellenic and NPHC Councils. Many of them call Greek Hill home.**

And in Fall 2016, a new Greek Village will open on campus, providing an expanded Greek community where thousands of students will make new memories of brotherhood and sisterhood.



## 180+ student groups

With organizations on campus from A (Adult Recess improv group) to Z (Zeta Phi Beta Sorority), there's something to meet every professional, social, recreational or religious interest. And if you can't find what you're looking for, form your own group.

**We honor our heritage by sticking to our traditions.**

Some of them, quite literally. For years, students have been making the trek up **Cardiac Hill** (a tradition in its own right) to add their chewing gum to our infamous **Gum Tree**.



# MAKE ART THAT INSPIRES.

And do it on  
a campus  
that's equally  
inspiring.



Built  
our R  
Miss  
arts. I  
in the  
Perfo  
Come  
the la  
breat

## Dobbins River Campus Center

Inside this living-learning center, you can make a masterpiece, make dinner and make your bed without ever leaving the **River Campus**.

In addition to a residence hall, dining facilities and contemporary classrooms, the **Cultural Arts Center** offers professional-level theatres, costume and scene shops, music rehearsal and gallery space, and dance and art studios — each equipped to inspire ovation-worthy works of art.







on the banks of the Mississippi,  
River Campus is the only one in  
ouri dedicated entirely to the  
But you don't have to be a student  
e **Holland School of Visual and  
rming Arts** to appreciate it.  
e catch a performance. Explore  
test exhibits. Or just enjoy the  
htaking river views.

Five venues for exhibiting your  
talent — including theatres, a  
recital hall and galleries — set  
the stage for

**more than  
a hundred  
different  
events  
each year.**

Among our student-produced  
musical performances, you'll hear  
everything from the classics to the  
contemporary — including Brahms'  
*Double Concerto in A Minor* and  
Andrew Lippa's *The Addams Family*.



**Southeast makes it  
affordable to do what  
you dream of doing,  
and we're recognized  
as one of the country's  
institutions with  
the least indebted  
students.**

**LEARN MORE**

about our \$17 million in  
annual scholarships at  
[semo.edu/scholarships](http://semo.edu/scholarships).

**SEE FOR YOURSELF  
WHAT YOU'LL DO HERE**

Call us at **(573) 651-2590**  
or schedule a visit at  
[semo.edu/visit](http://semo.edu/visit).

**OFFICE OF ADMISSIONS**

One University Plaza, MS 3550  
Academic Hall 100D  
Cape Girardeau, Missouri 63701

**573.651.2590**

[admissions@semo.edu](mailto:admissions@semo.edu)

**APPLY**

We can't wait to see what you do.  
But first, you'll need to get in.  
[semo.edu/apply](http://semo.edu/apply)





**#LETSSOAR**





**DO  
YOU  
HAVE  
THE  
WILL  
TO**

**serve all  
community  
members?**



**SOUTHEAST MISSOURI  
STATE UNIVERSITY • 1873**



# 2022 SCHEDULE



## FEBRUARY

### Southeastern Louisiana Tournament

11	vs. Alabama State	1 p.m.
	at Southeastern Louisiana	5 p.m.
12	vs. Nicholls	1 p.m.
	at Southeastern Louisiana	3 p.m.
13	vs. Nicholls	11 a.m.
	<u>Western Kentucky Tournament</u>	
18	vs. Central Michigan	10 a.m.
	vs. Bellarmine	12:30 p.m.
19	at Western Kentucky	12:30 p.m.

### Arkansas Tournament

25	vs. Louisville	2:30 p.m.
	at Arkansas	7 p.m.
26	at Arkansas	2:30 p.m.
	vs. Kansas	7 p.m.
27	vs. Nebraska	10 a.m.

## MARCH

2	at Ole Miss	6 p.m.
	<u>Lipscomb Tournament</u>	
4	vs. College of Charleston	10 a.m.
	at Lipscomb	3 p.m.
5	vs. College of Charleston	10 a.m.
	vs. Dayton	5 p.m.
6	at Lipscomb	2:30 p.m.
	<u>Kansas Tournament</u>	
11	vs. Iowa	10 a.m.
	vs. Wichita State	3 p.m.
12	vs. Missouri State	12:30 p.m.
	at Kansas	3 p.m.
13	at Kansas	12:30 p.m.

## Kansas City Tournament

15	at Kansas City	11 a.m.
	vs. Iowa	1:30 p.m.
19	<b>TENNESSEE STATE*</b> ESPN+	3 P.M.
20	<b>TENNESSEE STATE (DH)*</b> ESPN+	11 A.M.
23	<b>SOUTHERN ILLINOIS</b>	3 P.M.
26	at Tennessee Tech (DH)*	1 p.m.
27	at Tennessee Tech*	1 p.m.
30	at Southern Illinois	3 p.m.

## APRIL

2	<b>MOREHEAD STATE*</b> ESPN+	4 P.M.
3	<b>MOREHEAD STATE (DH)*</b> ESPN+	12 P.M.
6	at UT Martin (DH)*	2 p.m.
9	<b>EASTERN ILLINOIS*</b>	2 P.M.
10	<b>EASTERN ILLINOIS (DH)*</b>	12 P.M.
15	at Austin Peay*	4 p.m.
16	at Austin Peay (DH)*	12 p.m.
23	at Murray State*	3 p.m.
24	at Murray State (DH)*	1 p.m.
27	<b>UT MARTIN (DH)*</b> ESPN+	2 P.M.
30	at SIU Edwardsville*	12 p.m.

## MAY

1	at SIU Edwardsville (DH)*	12 p.m.
7	<b>BELMONT*</b> ESPN+	4 P.M.
8	<b>BELMONT (DH)*</b> ESPN+	12 P.M.
11	OVC Tournament	Oxford, Ala.
12	OVC Tournament	Oxford, Ala.
13	OVC Tournament	Oxford, Ala.
14	OVC Tournament	Oxford, Ala.

All Times Central & Subject to Change

Home Games in **BOLD RED CAPS**

\* - Denotes Ohio Valley Conference Game

SEMOREDHAWKS.COM

