



OVC CHAMPS 2000 NCAA TOURNEY 2000

SCHEDULE

November (5-3)

7	at South Florida	ESPN+	W, 64-61
12	Lyon College	ESPN+	W, 83-46
16	at Evansville	ESPN+	W, 67-61
19	at Bradley	ESPN+	L, 60-73
22	William Woods	ESPN+	W, 87-49
26	vs. Boston !		W, 63-52
27	vs. UC Davis !		L, 71-73
28	at Milwaukee !	ESPN+	L, 68-84

December (0-4, 0-0 OVC)

4	at Missouri	SECN+	L, 89-96
7	Purdue Fort Wayne	ESPN+	L, 68-89
14	at Arkansas State		L, 61-68
17	at Iowa	BTN	L, 75-106
21	Southern Illinois	ESPN+	6:30 p.m.
29	at Southern Indiana*	ESPN+	7:30 p.m.
31	SIU Edwardsville*	ESPN+	2 p.m.

January (0-0, 0-0 OVC)

5	at UT Martin*	ESPN+	8 p.m.
7	at Little Rock*	ESPN+	3:30 p.m.
12	Lindenwood*	ESPN+	7 p.m.
14	at Morehead State*	ESPN+	2 p.m.
19	UT Martin*	ESPN+	7 p.m.
21	Tennessee Tech*	ESPN+	4 p.m.
26	Tennessee State*	ESPN+	7 p.m.
28	at Eastern Illinois*	ESPN+	3:30 p.m.

February (0-0, 0-0 OVC)

2	Little Rock*	ESPN+	7 p.m.
4	at Tennessee Tech*	ESPN+	3 p.m.
9	at Tennessee State*	ESPN+	8 p.m.
11	Morehead State*	ESPN+	4 p.m.
16	Eastern Illinois*	ESPN+	7 p.m.
18	Southern Indiana*	ESPN+	4 p.m.
23	at Lindenwood*	ESPN+	8 p.m.
25	at SIU Edwardsville*	ESPN+	3:30 p.m.

March

1	OVC Tournament	First Round	Evansville, Ind.
2	OVC Tournament	Quarterfinals	Evansville, Ind.
3	OVC Tournament	Semifinals	Evansville, Ind.
4	OVC Tournament	Championship	Evansville, Ind.

All games broadcast live on the radio at Real Rock 99.3 FM. All times Central and Subject to Change;
Home Games in **Bold**; * - Denotes OVC Game
! - Cream City Classic (Milwaukee, Wis.)



Southeast Missouri or SEMO

is the preferred reference for Southeast Missouri State University athletic teams. Southeastern Missouri State is **NOT** an acceptable reference.



SOUTHEAST MISSOURI BASKETBALL

SEMORedhawks.com // @SEMOMBB

Contact: Jeff Honza, Associate AD Strategic Communications // Office: (573) 651-2933 // redhawk1@me.com

GAME 13 // SOUTHERN ILLINOIS vs. SOUTHEAST MISSOURI

Dec. 21 // 6:30 p.m., CT // Show Me Center (7,000) // Cape Girardeau, Mo. // Series: SIU leads, 73-46
Listen: Real Rock 99.3 FM // Watch: ESPN+ // Live Stats: SEMORedhawks.com // Twitter: @SEMOMBB



8-4
1-1 MVC

SOUTHERN ILLINOIS SALUKIS

Head Coach Bryan Mullins
Career Record (Yrs.) 52-49 (4)
Record at SIU (Yrs.) 52-49 (4)
MVC Record 25-31



5-7
0-0 OVC

SEMO REDHAWKS

Head Coach Brad Korn
Career Record (Yrs.) 30-41 (3)
Record at SEMO (Yrs.) 30-41 (3)
OVC Record 17-20

// Mississippi River Rivalry

Longtime rivals Southeast Missouri (5-7) and Southern Illinois (8-4) meet in their final game before the Christmas holiday Wednesday. Tip-off is set for 6:30 p.m., CT at the Show Me Center.

// Follow the Redhawks

Fans can listen live on the radio at Real Rock 99.3 FM. Erik Sean will be on the call. Video can be accessed at ESPN+. Live stats are available at SEMORedhawks.com and Twitter updates will be provided @SEMOMBB.

// Series History

This year marks the 120th meeting between Southeast Missouri and Southern Illinois on the hardwood. SIU leads the all-time series by a count of 73-46. SIU won the last four games of the series and 17 of the previous 20 contests. SEMO's last win over SIU came on Dec. 9, 2017 (75-69) in Carbondale. The Redhawks last beat the Salukis at the Show Me Center on Dec. 10, 2014. Jarekious Bradley made a game-winning baseline jumper with 0.8 seconds left.

// Against the Missouri Valley

The Redhawks are 133-276 all-time against the Missouri Valley Conference. Southeast Missouri has played Missouri State (147 games) and Southern Illinois (119 games) the most out of the Valley.
vs. Southern Illinois 46-73
vs. Drake 0-2
vs. Evansville 7-11
vs. Bradley 2-10
vs. Illinois State 1-8
vs. Indiana State 1-3
vs. Missouri State 55-92
vs. Murray State 21-65
vs. Belmont 0-12

// We Meet Again

Brad Korn (1999-2004) and Bryan Mullins (2006-09) each played at Southern Illinois before reaching their longterm goals of becoming head coaches. Korn was part of three Missouri Valley Conference regular-season championships and three consecutive NCAA Tournament appearances. Mullins set school records for assists and steals and was point guard for SIU's NCAA Tournament teams in 2006 and 2007, and NIT team in 2008. He is a member of the Saluki Hall of Fame. This year is the second where Mullins will oppose Korn on the sidelines. Mullins did not coach against the Redhawks in 2019-20 due to COVID-19.



2022-23 SOUTHEAST MISSOURI BASKETBALL NOTES

SOUTHERN ILLINOIS // DEC. 21

// Korn vs. the MVC

Brad Korn is 3-5 vs. the Missouri Valley Conference as a head coach. Korn's wins came against Missouri State and Evansville (2 wins). He is no stranger to the MVC having played at Southern Illinois (1999-2004) and coached at both SIU (2004-12) and Missouri State (2013-16).

// Fun Fact

Brad Korn was 4-1 against Southeast Missouri as a player at Southern Illinois. The only time SEMO beat the Salukis with Korn on their roster was Dec. 5, 2000 (87-84, Cape Girardeau). Korn scored six points and had his first career dunk in a 92-80 win over the Redhawks on Dec. 22, 2001.

// Last Time Out

Southeast Missouri fell to its sixth-straight loss when it dropped a 106-75 decision at Big Ten Conference member Iowa (Dec. 17). SEMO never led in the game during its first meeting with a Big Ten foe in three years. Iowa shot a blistering 57.6 percent (38-of-66) from the field. Chris Harris paced the Redhawks with 19 points, including 14 in the first half. SEMO finished its non-conference road slate at 2-5.

// Harris Nets Season-High

Chris Harris scored a season-high 19 points in his latest outing at Iowa (Dec. 17). Harris came off the bench to shoot 8-of-13 from the field and knocked down a pair of 3-pointers. He also dished out three assists and had one steal in 22 minutes. It was the seventh time this season and 41st in his career where Harris scored double figures.

// Battling Through It

Southeast Missouri has not played with a full roster all season. The short-handed Redhawks have battled various injuries and illnesses, at times playing games with three or more inactive players. Most recently, SEMO was without its second-leading scorer Israel Barnes (illness)

at both Arkansas State (Dec. 14) and Iowa (Dec. 17). The Redhawks used six different starting lineup combinations through their first 12 games.

// Six-Game Skid

After starting the 2022-23 season at 5-1, the Redhawks dropped each of their last six contests. Southeast Missouri's last win was a 63-52 victory over Boston University at the Milwaukee Cream City Classic on Nov. 26. The six-game losing streak is SEMO's longest with Brad Korn as its head coach.

// Significant Difference

Southeast Missouri was outscored in the paint by a count of 88-38 in its last two games. SEMO was also outscored 27-2 in fast break points during that span. Additionally, the Redhawks were outscored, 119-76 (-43), at the free throw line in their previous six contests.

// Another MVC Foe

Southern Illinois marks the third Missouri Valley Conference opponent Southeast Missouri faces this season. SEMO is 1-1 against the MVC this year with a road win at Evansville (67-61, Nov. 16) and road loss at Bradley (73-60, Nov. 19).

// Larson Delivers

In only his second career start, Adam Larson pitched in a career-high 19 points to lead the Redhawks at Arkansas State (Dec. 14). All five of Larson's field goals made were 3-pointers. He also went a perfect 4-of-4 at the free throw line en route to his third double-digit scoring game this season. Larson is tied for first on the team with 17 three-pointers made.

// Rebounding Machine

Kobe Clark collected double-digit rebounds for the fifth time when he matched a season-high 16 at Arkansas State (Dec. 14). Clark had 14 defensive rebounds in that game alone. He leads the Ohio Valley Conference with 9.4 boards per game. Clark also ranks 19th in the nation in total rebounds (113), 25th in rebounds per game and 30th in defensive rebounds per game (6.7).

// OVC Heavy

Southeast Missouri is the fourth Ohio Valley Conference school on Southern Illinois' non-conference schedule. SIU is currently 2-1 vs. OVC schools this season. The Salukis' loss came at Southern Indiana (71-53) on Nov. 13. SIU's wins over OVC teams came against Tennessee State (57-44, Nov. 17) and Little Rock (94-63, Nov. 7).

2022-23 OVC Standings (as of Dec. 19)

	OVC					Overall					
	Record	Pct.	Home	Away	Streak	Record	Pct.	Home	Away	Neutral	Streak
SIUE	0-0	.000	0-0	0-0	-	8-4	.667	4-1	2-3	2-0	W1
Tennessee State	0-0	.000	0-0	0-0	-	7-5	.583	6-1	0-3	1-1	W1
UT Martin	0-0	.000	0-0	0-0	-	7-5	.583	6-0	1-5	0-0	W3
Southern Indiana	0-0	.000	0-0	0-0	-	6-5	.545	5-0	1-5	0-0	W3
Morehead State	0-0	.000	0-0	0-0	-	6-6	.500	5-1	1-5	0-0	L1
Lindenwood	0-0	.000	0-0	0-0	-	5-6	.455	4-0	1-4	0-2	W1
Southeast Missouri	0-0	.000	0-0	0-0	-	5-7	.417	2-1	2-5	1-1	L6
Little Rock	0-0	.000	0-0	0-0	-	3-8	.273	3-0	0-8	0-0	L1
Eastern Illinois	0-0	.000	0-0	0-0	-	3-9	.250	2-4	1-4	0-1	W1
Tennessee Tech	0-0	.000	0-0	0-0	-	3-9	.250	3-3	0-6	0-0	L6



// 113 or More Rebounds

Kobe Clark is one of 19 players in the nation with 113 or more rebounds at this point in the season. Clark was the first Ohio Valley Conference player to reach the century mark in rebounds this year. Here is the complete list of players with 113 or more rebounds:

Zach Edey, Purdue.....	153
Joel Soriano, St. John's.....	151
Jesse Edwards, Syracuse.....	136
Micah Handlogten, Marshall.....	129
Armando Bacot, North Carolina.....	128
Jake Stephens, Chattanooga.....	126
Aziz Bandaogo, Utah Valley.....	125
Brandon Podziemski, Santa Clara.....	120
Christian Shumate, McNeese.....	120
Norchad Omier, Miami (FL).....	119
Clarence Daniels, New Hampshire.....	119
Baylor Scheierman, Creighton.....	117
Franki Policelli, Stony Brook.....	117
Francis Okoro, Saint Louis.....	116
Moussa Cisse, Oklahoma State.....	116
Drew Pember, UNC Asheville.....	114
Chris Brandon, Northern Kentucky.....	114
Eric Williams Jr., San Diego.....	114
Kobe Clark, Southeast Missouri.....	113

// Non-Conference Finale

Southeast Missouri hosts Southern Illinois in its final non-conference matchup of the season. SEMO looks to end non-league play with a win for the first time with Brad Korn as its head coach. After Wednesday's contest, the Redhawks will break for eight

days before opening Ohio Valley Conference play at Southern Indiana on Dec. 29.

// Three in a Row

Prior to missing Southeast Missouri's last two games, Israel Barnes had scored over 20 points in three consecutive contests. Barnes pitched in a season-high 23 vs. Purdue Fort Wayne (Dec. 7). Before that, he scored 21 at Missouri (Dec. 4) and 22 at Milwaukee (Nov. 28). Barnes raised his scoring average 10.8 points (4.0 to 14.8) during those three games alone.

// Lots of Season-Highs

Southeast Missouri established new season-highs in points (89), field goal percentage (.540), 3-pointers made (13) and 3-point field goal percentage (.500) against Missouri (Dec. 4). SEMO's 13 three-pointers were the Redhawks most in a non-conference game since they hit 14 at Florida State on Dec. 17, 2018.

// Multiple 20-Point Scorers

For the second time this season, Southeast Missouri had two 20-point scorers in a game. Phillip Russell scored 25 points and Israel Barnes added 23 vs. Purdue Fort Wayne (Dec. 7). Prior to that, Russell had 26 points and Barnes finished with 21 at Missouri (Dec. 4). Russell (4) and Barnes (3) have accounted for all seven

2021-22

Stats Comparison

SIU	SEMO
8-4.....	Record.....5-7
1-1.....	Conference Record.....0-0
68.8.....	Points Per Game.....71.3
61.5.....	Opp. Points Per Game.....71.5
+7.3.....	Scoring Margin.....-0.2
.477.....	Field Goal Percentage......414
.417.....	Opp. Field Goal Percentage......440
.341.....	3-Point Field Goal Percentage......333
.288.....	Opp. 3-Point Field Goal Percentage......300
.739.....	Free Throw Percentage......720
.621.....	Opp. Free Throw Percentage......655
32.3.....	Rebounds Per Game.....36.2
32.3.....	Opp. Rebounds Per Game.....35.8
0.0.....	Rebounding Margin.....+0.5
15.2.....	Assists Per Game.....13.7
14.8.....	Turnovers Per Game.....14.5
-1.0.....	Turnover Margin.....+0.7
1.8.....	Blocks Per Game.....3.2
8.2.....	Steals Per Game.....6.9

This Week's OVC Schedule

Monday, December 19

Southern Indiana at IUPUI, 4 p.m., CT
Crowley's Ridge at UT Martin, 6 p.m., CT

Tuesday, December 20

Brescia at Tennessee State, 2 p.m., CT
Kentucky Christian at Tennessee Tech, 6 p.m., CT
Central Arkansas at Little Rock, 6:30 p.m., CT
Southern Indiana at Purdue Fort Wayne, 7 p.m., CT
Lindenwood at BYU, 8 p.m., CT

Wednesday, December 21

Southern Illinois at Southeast Missouri, 6:30 p.m., CT
Alice Lloyd at Morehead State, 11 a.m., CT
SIU Edwardsville at Saint Louis, 7 p.m., CT
Eastern Illinois at Iowa, 7 p.m., CT

Thursday, December 22

Lindenwood at Utah Tech, 2 p.m., CT
Little Rock at Arkansas State, 2 p.m., CT

Southeast Missouri Probable Starters (Last Game)



1

Phillip Russell
G / 5-10 / 165 / So.
St. Louis, Mo.



3

Aquan Smart
G / 6-3 / 175 / So.
Evanston, Ill.



4

Adam Larson
F / 6-9 / 180 / R-Fr.
Fennimore, Wis.



14

Nate Johnson
F / 6-9 / 250 / Sr.
Broward County, Fla.



24

Kobe Clark
F / 6-6 / 180 / So.
St. Louis, Mo.



2022-23 SOUTHEAST MISSOURI BASKETBALL NOTES

SOUTHERN ILLINOIS // DEC. 21

of SEMO's 20-point performances this season.

// Barnes Named Both OVC Co-Player and Newcomer of the Week

Guard Israel Barnes was named Ohio Valley Conference Co-Player and Newcomer of the Week on Dec. 5. A native of Wichita, Kansas, Barnes recorded back-to-back 20-point performances last week. He averaged 21.5 points and four rebounds in two games, while shooting 53.8 percent (14-of-26) from the field and 50 percent (7-of-14) from 3-point range. Barnes opened the week with a season-high 22 points and four 3-pointers in 22 minutes off the bench at Milwaukee (Nov. 28). He followed that up with 21 points in his first career start at Southeastern Conference member Missouri (Dec. 4). UT Martin's Parker Stewart (Co-Player), Eastern Illinois' Kyle Thomas (Co-Freshman) and Little Rock's Ethan Speaker (Co-Freshman) rounded out the week's honorees.

// Earley Returns

After missing four games with a leg injury, Josh Earley returned to score 15 points off the bench at Missouri (Dec. 4). Earley shot 7-of-9 from the field and grabbed four rebounds in 25 minutes. Earley scored double figures in four of his eight games this season.

// Starting Streak

Second-year point guard Phillip Russell has started 23 consecutive games. Russell missed only two starts since joining the Redhawks due to COVID protocols during the 2021-22 campaign. He has 412 career starts and is one of three Redhawks that started all 12 games this year.

// Make that 11 in a Row

Chris Harris has made a 3-pointer in each of the last 12 games he played dating back to last season. Harris and Phillip Russell made a 3-pointer in every game they played this season. Russell (27) and Harris (17) have combined

for 44 of Southeast Missouri's 98 three-pointers made (44.8 percent).

// OVC Top Two

The Redhawks are second in the Ohio Valley Conference in defensive rebounding percentage (.746). Individually, Phillip Russell is second in the OVC in second in assists (4.5 apg) and first in free throw percentage (.875), and Kobe Clark ranks first in rebounding (9.4rpg), second in blocks (1.3 bpg) and first in defensive rebounds (6.7 rpg).

// Redhawks at Home

Southeast Missouri is 2-1 at the Show Me Center with wins over Lyon College (83-46, Nov. 12) and William Woods (87-49, Nov. 22), and a loss to Purdue Fort Wayne (89-68, Dec. 7) this year. SEMO is averaging 79.3 points per game and scored over 80 points in all three of its home contests.

// Cream City Classic Recap

Southeast Missouri played three games in three days at the Cream City Classic in Milwaukee, Wisconsin (Nov. 26-28). SEMO went 1-2 at the four-team event. The Redhawks defeated Boston (63-52) and fell to both UC Davis (73-71) and host Milwaukee (84-68). Phillip Russell averaged 16 points, dished out 10 assists, added eight rebounds and had three steals to lead the Redhawks in the tournament.

// November Wrap

The Redhawks finished their opening month of the season with a 5-3 record as one of three Ohio Valley Conference teams above .500 to begin the year. SIU Edwardsville (5-2) and Tennessee State (4-2) are the others. Southeast Missouri's five wins are currently second-most in the league. SEMO posted its first winning record in November since 2018-19 (4-3).

// 2022-23 Honors & Awards

Preseason All-OVC

Chris Harris, G
Phillip Russell, G

OVC Player of the Week

Israel Barnes, G, Dec. 5

OVC Newcomer of the Week

Kobe Clark, F, Nov. 21
Israel Barnes, G, Dec. 5



// Big Game Barnes

After missing the first five games with a sprained knee, Israel Barnes made his Southeast Missouri debut at the Cream City Classic. Barnes played in all three of SEMO's games at the event. Against host Milwaukee, he scored 22 points off the bench to lead the Redhawks. Barnes scored 11 points in a row and wound up with 13 in the first half. He shot 7-of-14 from the field, 4-of-8 from 3-point range and 4-of-4 at the free throw line in 22 minutes.

// Branson Logs First Start

Dylan Branson re-joined Southeast Missouri's starting lineup at the Cream City Classic (Nov. 26-28). Branson, after missing the first four games of the season with an ankle injury, started all three games in Milwaukee. It was the first time he started since SEMO's Ohio Valley Conference Tournament semifinal game against Murray State on Mar. 4, 2022.

// Milestones Ahead

Fifth-year Southeast Missouri guard Chris Harris is closing in on some statistical milestones. Harris is nearing 100 3-pointers made (95), 200 rebounds (190) and 200 assists (191) in his career.

// Redhawks Blow Out William Woods

Southeast Missouri improved to 2-0 at home with its 87-49 blowout win over William Woods (Nov. 22). SEMO's 38-point win gave Brad Korn his largest victory over any opponent since he became the Redhawks head coach. SEMO also beat Lyon College (Nov. 12), 83-47, by more than 30 points this year.

// Redhawks Beat Evansville

Chris Harris scored 14 points to lead Southeast Missouri to a 67-61 road win at Evansville (Nov. 16). SEMO trailed just once in the game, which saw Brad Korn get his first win against the Purple Aces at the Ford Center. The Redhawks used a 15-3 run to get a double-digit lead and led, 36-23, at the half. SEMO withstood an early second-half run by UE and

held off the Purple Aces down the stretch.

// How May I Assist You?

Phillip Russell matched a career-high eight assists vs. William Woods (Nov. 22). Russell has a total of 149 assists in his career and ranks second in the Ohio Valley Conference with 4.5 per game this season. He has a total of 54 assists through 12 games. Russell finished with six or more assists in four of his starts.

// Home-Opening Win

With its 83-46 victory over Lyon College (Nov. 12), Southeast Missouri improved to 24-8 all-time in home-openers since joining the NCAA Division I ranks in 1991-92. SEMO opened its home slate with a win for the eighth time in 11 years and posted The Redhawks won their home-opener in their home-opener in five of their last seven seasons.

// Over 80

For the third time this season, Southeast Missouri scored over 80 points in a game when it put up 89 at Missouri (Dec. 4). SEMO also scored 87 vs. William Woods (Nov. 22) and 83 vs. Lyon College (Nov. 12).

// Mitchell Rises

Josh Mitchell came off the bench to get the first double-double of his career when he scored 14 points and grabbed 10 rebounds vs. William Woods (Nov. 22). Mitchell led Southeast Missouri in scoring for the first time this season and posted four dunks to go along with his nice performance.

// Nice Defense

The Redhawks lead the Ohio Valley Conference in scoring defense through five games this season. Southeast Missouri is allowing just 58 points per contest. SEMO recently held William Woods (Nov. 22) to just 49 points.

// Against Non-Division I

Southeast Missouri ran its winning streak to 33-straight victories against non-Division I foes with its 87-49 drubbing of William Woods (Nov. 22).

// Redhawks Take Down South Florida

Southeast Missouri began its 2022-23 campaign with a 64-61 road win at American Athletic Conference foe South Florida on Nov. 7. SEMO opened a season with a win for the third year in a row. The Redhawks were one of three Ohio Valley Conference schools that won on the opening night of this year's college basketball season.

// Season-Openers

With its win over South Florida (Nov. 7), Southeast Missouri improved to 3-0 in season-openers under Head Coach Brad Korn. SEMO opened its season away from home for the 16th time in 17 years this 2022-23 campaign. The Redhawks won three-straight season-openers outside of Cape Girardeau for the first time in program history.

// Great Game!

The Redhawks and South Florida went back-and-forth to eight ties and 15 lead changes in their season-opener that resulted in Southeast Missouri posting a close 64-61 win on Nov. 7. Phillip Russell buried a huge pull up 3-pointer with 29 seconds left and made two free throws 37 seconds earlier to help get SEMO a 63-58 advantage. USF's desperation 3-pointer at the buzzer missed and the Redhawks held on.

// Redhawk Debuts

Five players saw action in their first career game at Southeast Missouri during this year's season-opener at South Florida (Nov. 7). Kobe Clark and Aquan Smart each made their first career start, while Adam Larson, Tevin Gowins and Josh Earley came off the bench. Clark finished with eight points and eight rebounds, while Earley added nine points and eight boards.



2022-23 SOUTHEAST MISSOURI BASKETBALL NOTES

IOWA // DEC. 17

// 3-Point Advantage

Southeast Missouri outscored South Florida by a count of 30-12 from 3-point range on Nov. 7. SEMO buried 10 three-pointers with Adam Larson (2), Aquan Smart (2), Chris Harris (2) and Phillip Russell (3) accounting for nine.

// Season 116

Southeast Missouri begins its 16th season of basketball when it heads to the Sunshine State Monday. This year marks SEMO's 32nd as an NCAA Division I program. The Redhawks are 373-546 since joining the Division I ranks in 1991-92. SEMO has a total of eight winning seasons as an NCAA Division I program with its last coming in 2013-14 (18-14).

// Lots of New Faces

Southeast Missouri's 2022-23 roster consists of five returnees and 10 newcomers. Guards Phillip Russell and Dylan Branson are the only returning starters back from a year ago. SEMO added four Division I transfers in Aquan Smart (Florida International), Kobe Clark (Georgetown), Josh Earley (Tulsa) and Gavyn Elkamil (Tulsa). The Redhawks also have a pair of 7-footers with centers David Idada (Netherlands) and Mason Hanback (Jackson, Tenn.) joining the team. Idada, however, is currently not eligible due to NCAA Division I regulations.

// Redhawks Sign Two Talented Guards

Southeast Missouri signed talented guards Marqueas Bell and BJ Ward for the 2023-24 season on Nov. 10. A native of Kansas City, Missouri, Bell was named to the Missouri Basketball Coaches Association Class 6 All-State Team after leading Park Hill High School to its second consecutive 16-win season a year ago. He averaged 19.7 points per game and made 39 percent of his 3-pointers. Bell comes from a talented athletic family that includes Ronnie Bell, a star wide receiver at the University of Michigan, and his twin brother, Kendrick Bell, who received an offer from the Wolverines. His younger

sister, Iaila, also holds an offer from Michigan. Ward, who hails from St. Louis, averaged 11.8 points, 3.2 rebounds and 4.5 assists leading the Red Devils to a 23-9 record and fourth-place finish in the state tournament as a junior. He spent the summer playing for Brad Beal Elite's 17U team. Ward will enter his third season as the starting point guard for Chaminade College Preparatory School, which made back-to-back trips to the Final Four of the Class 6 State Tournament.

Ward is one of the top point guards in the state of Missouri who is currently ranked seventh in the Class of 2023 according to Prep Hoops Missouri.

// Russel and Harris Named Preseason All-OVC

Guards Phillip Russell and Chris Harris earned Preseason All-Ohio Valley Conference honors ahead of the 2022-23 campaign. A native of St. Louis, Russell claimed Second-Team All-OVC accolades in his first year at Southeast Missouri in 2021-22. He ranked second on the team in scoring with 13.4 points per game in 30 starts. Russell led the team with 95 assists and 37 steals. He rated ninth in the OVC in scoring, 10th in assists (3.2 apg), 11th in free throw percentage (.733), 12th in steals (1.2 spg), 13th in 3-point field goals made (1.6 per game), 10th in assist/turnover ratio (1.5) and 15th in minutes played (30.4 mpg). Harris, who hails from Antioch, Illinois, secured Preseason All-OVC laurels for the second-straight year. He was SEMO's third-leading scorer with 9.4 points per game last season. Harris also ranked second on the team with 76 assists and tied for fourth with 20 steals. He was 13th in the league in assists (2.7 apg), eighth in free throw percentage (.763) and 14th in 3-point field goal percentage (.347).

// Redhawks Fourth in OVC Preseason Poll

Southeast Missouri was picked fourth in the Ohio Valley Conference Preseason Poll selected by the league's Coaches and Communication Directors. SEMO accumulated a total of 115 points and two first-place votes. Morehead State is the preseason favorite with 138 points and seven first-place nods. Tennessee State (130 pts., 2 first-place votes) and UT Martin (120 pts., 7 first-place votes) were also picked ahead of the Redhawks. SIU Edwardsville (111 pts., 2 first-place votes), Little Rock (102 pts.), Southern Indiana (68 pts.), Tennessee Tech (62 pts.), Eastern Illinois (31 pts.) and Lindenwood (23 pts.) completed the predicted order of finish.

// Korn in Third Year

Brad Korn has the Southeast Missouri basketball program trending in the right direction entering his third year as head coach in 2022-23. Korn guided SEMO to its first Ohio Valley Conference Tournament semifinal appearance in 17 years and fourth in program history last season. The Redhawks finished fourth in the OVC with an overall record of 14-18 and 8-9 against league foes. SEMO's win total increased by a +3 margin from 11 (2021-22) to 14 (2022-23) victories since Korn took over the helm. Statistically, the Redhawks finished in the top three in the OVC in scoring offense (3rd, 75.6 ppg), free throw percentage (2nd, .732), turnover margin (3rd, +0.41) and 3-point field goals made (1st, .281).

// 3-Point Accuracy

The Redhawks led the Ohio Valley Conference with 281 three-pointers made in 2021-22. Southeast Missouri fell just nine 3-pointers made of breaking its program record (289, 2017-18). SEMO brings back two of its top three 3-point shooters in Phillip Russell and Chris Harris. Russell (48) and Harris (35) accounted for 83 made threes.

**// Redhawks Win Two Exhibition Games**

Southeast Missouri went 2-0 in exhibition play with wins over Fontbonne (67-52, Oct. 25) and Aurora University (84-51, Oct. 30). Chris Harris led SEMO in both games with 18 and 15 points, respectively. Phillip Russell also scored double figures in each of those preseason contests.

// 2022-23 Schedule

Southeast Missouri's 2022-23 schedule includes 31 games with 13 at the Show Me Center. SEMO tips off its third season under Head Coach Brad Korn at South Florida on Nov. 7. The Redhawks start a season in the Sunshine State for the first time in their NCAA Division I era. SEMO last faced a Florida school in 2018-19 (at Florida State). The Redhawks four home non-conference matchups include non-Division I foes Lyon College (Nov. 12) and William Woods (Nov. 22) along with Purdue Fort Wayne (Dec. 7) and longtime rival Southern Illinois (Dec. 21). SEMO and SIU square off for the 120th time on the hardwood in 2022-23, while PFW comes to Cape Girardeau on the back end of a home-and-home series. The rest of the Redhawks non-league games feature trips to Missouri Valley Conference members Evansville (Nov. 16) and Bradley (Nov. 19), SEC opponent and in-state foe Missouri (Dec. 4), Arkansas State (Dec. 14) and Big Ten affiliate Iowa (Dec. 17). SEMO also plays three games at the Milwaukee Tournament over Thanksgiving weekend (Nov. 26-28). Iowa is the only team on SEMO's 2022-23 schedule that made the NCAA Tournament a year ago. The Hawkeyes went 26-10 over all and finished fourth in the Big Ten. The 2022-23 campaign, which is the 75th year of competition in the Ohio Valley Conference, marks the first in the league for Lindenwood, Little Rock and Southern Indiana who became official members on July 1. They join Eastern Illinois, Morehead State, SEMO, SIU Edwardsville, Tennessee State, Tennessee Tech and UT Martin to make up the 10-team league. Each school will play an 18-game schedule which will begin on Thursday, December 29 and

conclude on Saturday, February 25. SEMO begins OVC play when at Southern Indiana on Dec. 29. The 2023 OVC Men's and Women's Basketball Tournament is slated for March 1-4 at the Ford Center in Evansville, Indiana. It marks the sixth year in a row the event will be held at the venue. Each OVC school is eligible to compete and win the OVC Tournament Championship, including Lindenwood and Southern Indiana, who are beginning the reclassification process to Division I. It was previously announced that should a transitioning school win an OVC Tournament Championship, the AQ shall be awarded to the tournament runner-up. Should the tournament runner-up also be a transitioning school, the AQ representative shall be the highest seed going into the tournament. All Conference games and home non-conference contests can be seen on ESPN networks, with the majority of games broadcast on ESPN+. Additional linear exposures on ESPNU and ESPN2 will be announced at a later date.



2022-23 SOUTHEAST MISSOURI BASKETBALL NOTES

NUMERICAL & ALPHABETICAL ROSTER

Numerical

No.	Name	Pos.	Ht.	Wt.	Cl.	Hometown (High School/College)
0	Israel Barnes	G	6-4	185	R-Sr.	Wichita, Kan. (Wichita Southeast/Newman University)
1	Phillip Russell	G	5-10	165	So.	St. Louis, Mo. (Vashon/Saint Louis)
3	Aquan Smart	G	6-3	175	So.	Evanston, Ill. (Niles North/Florida International)
4	Adam Larson	F	6-9	180	R-Fr.	Fennimore, Wis. (Fennimore)
5	Chris Harris	G	6-3	205	R-Sr.	Antioch, Ill. (Lake Forest Academy/John A. Logan College)
10	David Idada	C	7-0	250	Fr.	Barendrecht, Netherlands (Golden State Prep)
11	Evan Eursher	G	6-2	177	Fr.	Hendersonville, Tenn. (The Webb School)
12	Tevin Gowins	G	5-9	167	Fr.	Florissant, Mo. (Hazelwood Central)
14	Nate Johnson	F	6-9	250	Sr.	Broward County, Fla. (American Heritage/Seminole State CC)
15	Josh Mitchell	F	6-8	215	So.	Tupelo, Miss. (Tupelo/Northeast Mississippi CC)
21	Josh Earley	F	6-7	242	Jr.	Shawnee Mission, Kan. (Bishop Miege/Tulsa)
22	Gavyn Elkamil	G	6-5	190	So.	Pittsburg, Kan. (Link Prep Academy/Tulsa)
24	Kobe Clark	F	6-6	180	So.	St. Louis, Mo. (Vashon/Georgetown)
33	Dylan Branson	G	6-5	220	So.	St. Louis, Mo. (Mehlville)
35	Mason Hanback	C	7-0	245	Fr.	Jackson, Tenn. (Tennessee Prep)

Alphabetical

No.	Name	Pos.	Ht.	Wt.	Cl.	Hometown (High School/College)
0	Israel Barnes	G	6-4	185	R-Sr.	Wichita, Kan. (Wichita Southeast/Newman University)
33	Dylan Branson	G	6-5	220	So.	St. Louis, Mo. (Mehlville)
24	Kobe Clark	F	6-6	180	So.	St. Louis, Mo. (Vashon/Georgetown)
21	Josh Earley	F	6-7	242	Jr.	Shawnee Mission, Kan. (Bishop Miege/Tulsa)
22	Gavyn Elkamil	G	6-5	190	So.	Pittsburg, Kan. (Link Prep Academy/Tulsa)
11	Evan Eursher	G	6-2	177	Fr.	Hendersonville, Tenn. (The Webb School)
12	Tevin Gowins	G	5-9	167	Fr.	Florissant, Mo. (Hazelwood Central)
35	Mason Hanback	C	7-0	245	Fr.	Jackson, Tenn. (Tennessee Prep)
5	Chris Harris	G	6-3	205	R-Sr.	Antioch, Ill. (Lake Forest Academy/John A. Logan College)
10	David Idada	C	7-0	250	Fr.	Barendrecht, Netherlands (Golden State Prep)
14	Nate Johnson	F	6-9	250	Sr.	Broward County, Fla. (American Heritage/Seminole State CC)
4	Adam Larson	F	6-9	180	R-Fr.	Fennimore, Wis. (Fennimore)
15	Josh Mitchell	F	6-8	215	So.	Tupelo, Miss. (Tupelo/Northeast Mississippi CC)
1	Phillip Russell	G	5-10	165	So.	St. Louis, Mo. (Vashon/Saint Louis)
3	Aquan Smart	G	6-3	175	So.	Evanston, Ill. (Niles North/Florida International)

Head Coach: Brad Korn, Third Year (Southern Illinois, 2004)

Assistant Coach: Keith Pickens, Fifth Year (Missouri State, 2013)

Assistant Coach: J.R. Reynolds, First Year (Eastern Illinois, 2004)

Assistant Coach: Connor Wheeler, First Year (SIU Edwardsville, 2016)

Director of Operations: LaDon Champagnie, Second Year (Missouri Baptist, 2013)

» Breakdown by Class

Total Squad Members.....	15
Seniors	3
Juniors	1
Sophomores.....	6
Freshmen.....	5

» Geographical Breakdown

Florida	1
Illinois.....	2
Kansas.....	3
Mississippi	1
Missouri.....	4
Netherlands	1
Tennessee.....	2
Wisconsin.....	1

» Breakdown by Position

Guard	8
Forward	5
Center.....	2

» Pronunciation Guide

David Idada	eye-dah-dah
Gavyn Elkamil.....	elk-uh-mill
Evan Eursher	urr-sure
Tevin Gowins.....	GO-ins
Mason Hanback	hand-back
Aquan Smart	A-kwan


2022-23 SOUTHEAST MISSOURI BASKETBALL NOTES
RADIO/TV ROSTER



0 | **Israel Barnes**
 G / 6-4 / 185 / R-Sr.
 Wichita, Kan.



1 | **Phillip Russell**
 G / 5-10 / 165 / So.
 St. Louis, Mo.




3 | **Aquan Smart**
 G / 6-3 / 175 / So.
 Evanston, Ill.



4 | **Adam Larson**
 F / 6-9 / 180 / R-Fr.
 Fennimore, Wis.



5 | **Chris Harris**
 G / 6-3 / 205 / R-Sr.
 Antioch, Ill.



10 | **David Idada**
 C / 7-0 / 250 / Fr.
 Barendrecht, Netherlands



11 | **Evan Eursher**
 G / 6-2 / 177 / Fr.
 Hendersonville, Tenn.



12 | **Tevin Gowins**
 G / 5-9 / 167 / Fr.
 Florissant, Mo.



14 | **Nate Johnson**
 F / 6-9 / 250 / Sr.
 Broward County, Fla.



15 | **Josh Mitchell**
 F / 6-8 / 215 / So.
 Tupelo, Miss.



21 | **Josh Earley**
 F / 6-7 / 242 / Jr.
 Shawnee Mission, Kan.




22 | **Gavyn Elkamil**
 G / 6-5 / 190 / So.
 Pittsburg, Kan.



24 | **Kobe Clark**
 F / 6-6 / 180 / So.
 St. Louis, Mo.



33 | **Dylan Branson**
 G / 6-5 / 220 / So.
 St. Louis, Mo.



35 | **Mason Hanback**
 C / 7-0 / 245 / Fr.
 Jackson, Tenn.



Brad Korn
 Head Coach
 Third Year



Keith Pickens
 Assistant Coach
 Fifth Year



J.R. Reynolds
 Assistant Coach
 First Year



Connor Wheeler
 Assistant Coach
 First Year



LaDon Champagnie
 Director of Operations
 Second Year



2022-23 SOUTHEAST MISSOURI BASKETBALL NOTES

HEAD COACH BRAD KORN



BRAD KORN

Head Coach

Third Year // Southern Illinois, 2004



REDHAWK BASKETBALL

Brad Korn has the Southeast Missouri basketball program trending in the right direction entering his third year as head coach in 2022-23.

Korn guided SEMO to its first Ohio Valley Conference Tournament semifinal appearance in 17 years and fourth in program history a year ago. The Redhawks finished fourth in the OVC with an overall record of 14-18 and 8-9 against league foes.

SEMO had a pair of All-OVC performers in Eric Reed, Jr. (First-Team) and Phillip Russell (Second-Team). It marked the first time the Redhawks had a player on both the OVC first and second teams in a season since 2016-17.

The Redhawks win total increased by a +3 margin from 11 (2021-22) to 14 (2022-23) victories since Korn took over the helm.

Statistically, SEMO finished its 2022-23 campaign ranked among the top three in the OVC in scoring offense (3rd, 75.6 ppg), free throw percentage (2nd, .732), turnover margin (3rd, +0.41) and 3-point field goals made (1st, 281). SEMO's 281 three-point field goals made were second-most in a season in

program history.

Korn's first head coaching job has been anything but easy as he took over at SEMO in the middle of a global COVID-19 pandemic.

Throughout all the challenges and uncertainties during an unprecedented 2020-21 season, Korn led his first SEMO team to an overall record of 11-16 and seventh-place finish in the OVC.

The Redhawks made the OVC Tournament for the first time since 2016-17 and saw a +4 improvement in total wins and a +6 jump in OVC victories from the year before. SEMO's nine (9-11) conference victories matched the program's most in a season in 20 years.

SEMO ranked among the top five in the OVC in 3-point field goal percentage (5th, .352), rebounding margin (5th, +2.2), defensive rebounds (5th, 25.6 per game) and defensive rebound percentage (1st, .764).

Korn was officially introduced as SEMO's head coach on Mar. 23, 2020 and is the seventh head coach in SEMO's NCAA Division I era (since 1991-92).

Prior to arriving in Cape Girardeau, Korn spent five years at Big 12 Conference member Kansas State working the four seasons as an

assistant coach and one as the program's Director of Operations.

In his final four years back at K-State after returning following a three-year stint at Missouri State (2013-16), Korn helped the Wildcats to 82 wins and three-straight NCAA Tournament appearances. K-State posted back-to-back 25-win campaigns for the first time in school history (2017-18, 2018-19).

During his first year back in 2016-17, the squad won 21 games, including eight over teams that advanced to the postseason, and knocked off Wake Forest in the NCAA First Four before losing to #18

Cincinnati in the NCAA South Regional First Round.

Working primarily with the post players, Korn was a big influence on the development of two-time All-Big 12 First Team selection Dean Wade, who became the fourth Wildcat to earn All-Big 12 First-Team honors in 2018 and just the second to do so in back-to-back seasons. Wade is one of just three players to rank in the school's Top 10 in both career scoring (1,510) and rebounding (685). He was instrumental in the progress of Makol Mawien, who has started all 103 games in his K-State career and emerged as one of the top big men in the





Big 12.

Korn was also key in the growth of All-Big 12 selections Wesley Iwundu and D.J. Johnson during his first season as an assistant coach in 2016-17. Iwundu, who was twice named Third Team All-Big 12, became the first Wildcat since 2008 to be taken in the NBA Draft when he was selected with 33rd overall pick by the Orlando Magic. Johnson, an honorable mention all-league selection, broke the career field goal percentage record at 59.5 percent, while setting the single-season mark for the second consecutive season at 62.3 percent in 2016-17.

Korn spent one season on Bruce Weber's inaugural staff at K-State as Director of Operations in 2012-13, helping the Wildcats to a 27-8 overall record and their first-ever Big 12 regular-season title. It was the school's first conference title since 1977, while the 27 wins rated second-most in school history.


Overall, he has 15 years of Division I experience, which includes time at his alma mater – Southern Illinois (2004-12). Korn has extensive ties to Weber after playing his first four years (1999-2003) for him at Southern Illinois. He redshirted in 1999-2000 before playing the next three years for Weber. He concluded his playing career for (current Purdue head coach) Matt Painter in 2003-04 before spending the next eight years (2004-12) at SIU as an assistant for then-Saluki head coach and current K-State associate head

coach Chris Lowery.

Korn returned to Manhattan in May 2016 after three seasons at Missouri State, where he served as an assistant coach to then-head coach Paul Lusk from 2013-16. At MSU, he helped the Bears to 44 wins, including a 20 -win season and a trip to the CollegiateInsider.com Tournament in 2013-14.

Korn helped mentor a number of All-Missouri Valley honorees during his stay at Missouri State, including 2014 All-MVC Second-Team selection Jarmar Gulley and 2016 MVC Newcomer of the Year Dequon Miller. In addition, he coached three MVC All-Freshman Team honorees in Austin Ruder in 2014 and Obediah Church and Jarred Dixon in 2016 as well as two Most Improved Team members (Dorrian Williams in 2015 and Chris Kendrix in 2016).

Prior to his first stint at K-State, Korn spent eight years (2004-12) at Southern Illinois, including his final six years as a full-time assistant under Lowery. He helped the Salukis post a 145-116 (.556) overall record with four postseason appearances, two Missouri Valley Conference championships and one State Farm Missouri Valley Conference Tournament title. The squad won 20 or more games and advanced to the NCAA Tournament on three occasions (2005, 2006, 2007) during his tenure as an assistant coach, including a 2007 trip to the Sweet 16. He was a graduate assistant at SIU his first two years before being elevated to a full-time assistant coach on Jan.



31, 2006.

A native of Plano, Illinois, Korn helped the Salukis through one of their greatest periods of success from 1999 to 2004. The squad went from 16 wins his redshirt-freshman season to three consecutive NCAA Tournament appearances under Weber and Painter. He was also a part of three Missouri Valley regular season championships as a player.

The 6-foot-9 forward saw action in 121 games in his career, averaging 5.2 points and 2.3 rebounds in 14.5 minutes per

game. As a senior, he averaged 9.7 points on 41 percent shooting with four rebounds and 1.9 assists in helping SIU to 25 wins and a 17-1 mark in MVC play. He was named to the league's Most Improved Team.

Korn earned a bachelor's degree in Marketing from Southern Illinois in 2004 and his master's degree in Administrative Studies from Missouri State in 2016. He resides in Cape Girardeau with his wife, Kristin, and daughters Brielyn and Ashtyn.



2022-23 SOUTHEAST MISSOURI BASKETBALL NOTES

HEAD COACH BRAD KORN



■ The Korn File

Experience:

18th Year (Third at SEMO)

Hometown:

Plano, Ill.

Birthdate:

August 22, 1981

Alma Mater:

Southern Illinois, 2004

Education:

BB.A. Marketing (Southern Illinois)

Master's Administrative Studies (Missouri State)

Date Hired:

March 23, 2020

Family:

Wife - Kristin

Children - Brielyn, Ashtyn

Playing Experience:

Southern Illinois, 1999-04

Coaching Experience:

Southern Illinois, Graduate Asst., 2004-06

Southern Illinois, Assistant Coach, 2006-12

Kansas State, Dir. of Operations, 2012-13

Missouri State, Assistant Coach, 2013-16

Kansas State, Assistant Coach, 2016-20

Southeast Missouri, 2020-pr.

Korn Year-by-Year Records

Year	School	Assignment	Record	Conference/Finish	Postseason
2004-05	Southern Illinois	Graduate Assistant	27-8	15-3/1st	NCAA Second Round
2005-06	Southern Illinois	Graduate Assistant	22-11	12-6/2nd	NCAA First Round
2006-07	Southern Illinois	Assistant Coach	29-7	15-3/1st	NCAA Sweet 16
2007-08	Southern Illinois	Assistant Coach	18-15	11-7/3rd	NIT Second Round
2008-09	Southern Illinois	Assistant Coach	13-18	8-10/5th	-
2009-10	Southern Illinois	Assistant Coach	15-15	6-12/9th	-
2010-11	Southern Illinois	Assistant Coach	13-19	5-13/8th	-
2011-12	Southern Illinois	Assistant Coach	8-23	5-13/9th	-
2012-13	Kansas State	Director of Operations	27-8	14-4/1st	NCAA Second Round
2013-14	Missouri State	Assistant Coach	20-13	9-9/4th	CollegelInsider.com Tourn. (CIT)
2014-15	Missouri State	Assistant Coach	11-20	5-13/8th	-
2015-16	Missouri State	Assistant Coach	13-19	8-10/7th	-
2016-17	Kansas State	Assistant Coach	21-14	8-10/6th	NCAA First Round
2017-18	Kansas State	Assistant Coach	25-12	10-8/4th	NCAA Elite Eight
2018-19	Kansas State	Assistant Coach	25-9	14-4/1st	NCAA First Round
2019-20	Kansas State	Assistant Coach	11-21	3-15/10th	-
2020-21	Southeast Missouri	Head Coach	11-16	9-11/7th	-
2021-22	Southeast Missouri	Head Coach	14-18	8-9/4th	-
2022-23	Southeast Missouri	Head Coach	5-7		

Overall Record: 30-41

Record at Southeast Missouri, 30-41, 17-20 Ohio Valley Conference (3 years)

Record as a College Assistant: 222-205

Record as a Graduate Assistant: 49-19



2022-23 SOUTHEAST MISSOURI BASKETBALL NOTES

2022-23 STATISTICS



RECORD:	OVERALL	HOME	AWAY	NEUTRAL
ALL GAMES	5-7	2-1	2-5	1-1
CONFERENCE	0-0	0-0	0-0	0-0
NON-CONFERENCE	5-7	2-1	2-5	1-1

##	Player	gp-gs	min	avg	Total		3-Point		F-Throw		Rebounds				pf	dq	a	to	blk	stl	pts	avg
					fg-fga	fg%	3fg-fga	3fg%	ft-fa	ft%	off	def	tot	avg								
01	RUSSELL, Phillip	12-12	357	29.8	62-151	.411	27-84	.321	42-48	.875	5	33	38	3.2	38	2	54	36	1	17	193	16.1
00	BARNES, Israel	5-2	134	26.8	26-58	.448	11-28	.393	11-15	.733	7	9	16	3.2	10	1	5	6	1	3	74	14.8
05	HARRIS, Chris	11-9	314	28.5	39-119	.328	17-56	.304	35-46	.761	6	35	41	3.7	13	0	25	29	1	10	130	11.8
21	EARLEY, Josh	8-0	163	20.4	30-58	.517	0-0	.000	15-26	.577	13	33	46	5.8	11	0	1	8	2	1	75	9.4
24	CLARK, Kobe	12-12	389	32.4	36-92	.391	10-32	.313	12-16	.750	33	80	113	9.4	37	0	37	21	16	22	94	7.8
04	LARSON, Adam	11-3	216	19.6	28-58	.483	17-42	.405	13-19	.684	6	21	27	2.5	21	0	1	2	3	1	86	7.8
03	SMART, Aquan	10-6	221	22.1	19-53	.358	8-18	.444	10-16	.625	4	15	19	1.9	34	3	16	25	4	13	56	5.6
14	JOHNSON, Nate	12-12	197	16.4	27-52	.519	0-1	.000	7-13	.538	17	26	43	3.6	35	3	5	12	4	2	61	5.1
33	BRANSON, Dylan	8-4	155	19.4	11-35	.314	3-17	.176	8-11	.727	2	22	24	3.0	13	0	14	13	3	5	33	4.1
15	MITCHELL, Josh	8-0	66	8.3	9-14	.643	0-0	.000	5-10	.500	5	9	14	1.8	9	0	2	2	3	2	23	2.9
35	HANBACK, Mason	3-0	16	5.3	2-2	1.000	0-0	.000	2-3	.667	0	1	1	0.3	1	0	0	1	0	0	6	2.0
11	EURSHER, Evan	5-0	57	11.4	3-13	.231	1-10	.100	2-2	1.000	0	6	6	1.2	5	0	1	3	0	2	9	1.8
12	GOWINS, Tevin	9-0	115	12.8	6-14	.429	4-6	.667	0-0	.000	5	8	13	1.4	15	0	3	8	0	5	16	1.8
Team											15	19	34				8					
Total.....		12	2400		298-719	.414	98-294	.333	162-225	.720	118	317	435	36.2	242	9	164	174	38	83	856	71.3
Opponents.....		12	2400		297-675	.440	78-260	.300	186-284	.655	108	321	429	35.8	219	-	149	182	41	83	858	71.5

TEAM STATISTICS

	SEMO	OPP
SCORING	856	858
Points per game	71.3	71.5
Scoring margin	-0.2	-
FIELD GOALS-ATT	298-719	297-675
Field goal pct	.414	.440
3 POINT FG-ATT	98-294	78-260
3-point FG pct	.333	.300
3-pt FG made per game	8.2	6.5
FREE THROWS-ATT	162-225	186-284
Free throw pct	.720	.655
F-Throws made per game	13.5	15.5
REBOUNDS	435	429
Rebounds per game	36.2	35.8
Rebounding margin	+0.5	-
ASSISTS	164	149
Assists per game	13.7	12.4
TURNOVERS	174	182
Turnovers per game	14.5	15.2
Turnover margin	+0.7	-
Assist/turnover ratio	0.9	0.8
STEALS	83	83
Steals per game	6.9	6.9
BLOCKS	38	41
Blocks per game	3.2	3.4
ATTENDANCE	2622	35465
Home games-Avg/Game	3-874	7-5066
Neutral site-Avg/Game	-	2-0

Date	Opponent		Score	Att.
11-07-22	at South Fla.	w	64-61	4046
11-12-22	LYON	w	83-46	683
11-16-22	at Evansville	w	67-61	3756
11-19-22	at Bradley	L	60-73	4826
11-22-22	WILLIAM WOODS	w	87-49	784
! 11-26-22	vs Boston U.	w	63-52	0
! 11-27-22	vs UC Davis	L	71-73	0
! 11-28-22	at Milwaukee	L	68-84	1183
12-04-22	at Missouri	L	89-96	8873
12-07-22	PURDUE FORT WAYNE	L	68-89	1155
12-14-22	at Arkansas St.	L	61-68	1541
12-17-22	at Iowa	L	75-106	11240

! = Cream City Classic (Milwaukee, Wis.)

* = Conference game

Score by Periods	1st	2nd	Totals
Southeast Missouri	412	444	856
Opponents	398	460	858



2022-23 SOUTHEAST MISSOURI BASKETBALL NOTES

2022-23 STATISTICS

Comparison Game-by-Game (SEMO/Opponent)

Opponent	1st	2nd	Score	Mar	Total FG	FG Pct	3-Pointers	3FG Pct	Free Throws	FT Pct	Rebounds (Mar)	Assist	T/Over	Block	Steal	Fouls
South Florida	30/30	34/31	64-61	+3	20-56/24-52	.357/.462	10-26/4-19	.385/.211	14-22/9-19	.636/.474	39/38 +1	10/8	15/16	2/3	6/6	21/19
Lyon College	34/13	49/33	83-46	+37	33-71/14-48	.465/.292	8-33/6-22	.242/.273	9-16/12-15	.563/.800	49/21 +28	17/7	19/25	4/1	14/3	17/12
Evansville	36/23	31/38	67-61	+6	23-55/20-62	.418/.323	6-18/3-22	.333/.136	15-16/18-31	.938/.581	38/44 (6)	8/4	14/12	1/2	3/6	24/19
Bradley	36/42	24/31	60-73	(13)	20-56/27-54	.357/.500	8-21/6-22	.381/.273	12-16/13-22	.750/.591	31/39 (8)	11/11	11/13	1/10	8/6	21/17
William Woods	40/21	38/28	87-49	+38	31-64/20-57	.484/.351	5-20/5-22	.250/.227	20-27/4-10	.741/.400	49/20 +29	20/11	11/17	4/4	6/6	10/20
Boston	28/18	35/34	63-52	+11	19-53/18-57	.358/.316	9-23/5-24	.391/.208	16-21/11-12	.762/.917	43/32 +11	12/11	12/8	6/3	2/5	16/19
UC Davis	32/32	39/41	71-73	(2)	24-59/27-57	.407/.474	7-19/8-21	.368/.381	16-21/11-24	.762/.458	32/42 (10)	14/13	17/21	5/2	14/6	21/23
Milwaukee	31/46	37/38	68-84	(16)	22-62/26-51	.355/.510	10-34/6-15	.294/.400	14-21/26-33	.667/.788	28/44 (16)	15/15	16/22	6/8	9/9	25/22
Missouri	40/50	49/46	89-96	(7)	34-63/34-61	.540/.557	13-26/11-27	.500/.407	8-15/17-23	.533/.739	30/29 +1	16/17	18/14	3/1	5/14	19/16
Purdue Fort Wayne	29/41	39/48	68-89	(21)	24-62/28-57	.387/.491	6-23/13-32	.261/.406	14-16/20-27	.875/.741	34/32 +2	16/21	15/14	3/2	9/8	21/18
Arkansas State	26/24	35/44	61-68	(7)	18-47/21-53	.383/.396	8-23/3-12	.348/.250	17-26/23-35	.654/.657	32/41 (9)	12/11	16/10	2/2	2/10	24/21
Iowa	41/58	34/48	75-106	(31)	30-71/38-66	.423/.576	8-28/8-22	.286/.364	7-8/22-33	.875/.667	30/47 (17)	13/20	10/10	1/3	5/4	23/13
Southern Illinois																
Southern Indiana																
SIU Edwardsville																
UT Martin																
Little Rock																
Lindenwood																
Morehead State																
UT Martin																
Tennessee Tech																
Tennessee State																
Eastern Illinois																
Little Rock																
Tennessee Tech																
Tennessee State																
Morehead State																
Eastern Illinois																
Southern Indiana																
Lindenwood																
SIU Edwardsville																

Points in the Paint, Second Chance Points, Points Off Turnovers, Fastbreak Points, Bench Points

Opponent	W/L	POINTS IN THE PAINT		2ND CHANCE POINTS		POINTS OFF TURNOVERS		FAST BREAK POINTS		BENCH POINTS	
		SEMO	OPP.	SEMO	OPP.	SEMO	OPP.	SEMO	OPP.	SEMO	OPP.
South Florida	W	14	36	14	7	12	11	4	6	18	20
Lyon College	W	48	14	22	3	30	16	18	8	30	24
Evansville	W	24	34	8	15	10	11	15	16	23	9
Bradley	L	14	40	8	14	11	12	3	15	14	14
William Woods	W	28	52	23	5	20	16	11	8	34	24
Boston	W	14	24	15	8	14	14	5	13	16	12
UC Davis	L	32	34	2	11	17	15	22	16	15	13
Milwaukee	L	18	40	9	4	17	20	9	24	47	16
Missouri	L	36	44	6	7	12	29	8	31	20	29
Purdue Fort Wayne	L	24	26	6	3	13	22	21	21	7	45
Arkansas State	L	8	34	4	9	7	20	0	6	14	19
Iowa	L	30	54	9	13	12	10	2	21	33	37
Southern Illinois											
Southern Indiana											
SIU Edwardsville											
UT Martin											
Little Rock											
Lindenwood											
Morehead State											
UT Martin											
Tennessee Tech											
Tennessee State											
Eastern Illinois											
Little Rock											
Tennessee Tech											
Tennessee State											
Morehead State											
Eastern Illinois											
Southern Indiana											
Lindenwood											
SIU Edwardsville											



Game-by-Game Leaders

Opponent	W/L	Score	Points	Rebounds	Assists	Blocks	Steals
South Florida	W	64-61	Harris - 16	Clark, Earley - 8	Clark, Russell - 3	Earley, Larson - 1	Smart - 3
Lyon College	W	83-46	Russell - 23	Clark - 16	Smart - 6	Clark - 2	Russell - 5
Evansville	W	67-61	Harris - 14	Clark, Russell, Harris - 6	Harris - 3	Smart, Clark, Larson - 1	Russell, Smart, Harris - 1
Bradley	L	60-73	Harris - 14	Clark - 9	Russell - 7	Clark - 1	Clark - 3
William Woods	W	87-49	Mitchell - 14	Clark - 14	Russell - 8	Larson, Clark, Mitchell, Branson - 1	Eursher, Gowins - 2
Boston	W	63-52	Russell - 21	Clark - 12	Russell, Branson - 3	Clark - 5	Clark - 2
UC Davis	L	71-73	Russell, Harris - 16	Branson - 8	Russell - 4	Clark, Johnson, Branson, Smart, Larson - 1	Harris, Smart - 3
Milwaukee	L	68-84	Barnes - 22	Clark - 8	Clark - 8	Clark, Mitchell - 2	Clark - 5
Missouri	L	89-96	Russell - 26	Clark - 7	Russell - 7	Clark, Johnson, Branson - 1	Russell - 2
Purdue Fort Wayne	L	68-89	Russell - 25	Clark - 11	Russell - 6	Clark, Barnes, Russell - 1	Clark, Russell, Gowins - 2
Arkansas State	L	61-68	Larson - 19	Clark - 16	Clark - 4	Clark - 2	Clark - 2
Iowa	L	75-106	Harris - 19	Earley - 5	Russell - 5	Smart - 1	Branson - 2
Southern Illinois							
Southern Indiana							
SIU Edwardsville							
UT Martin							
Little Rock							
Lindenwood							
Morehead State							
UT Martin							
Tennessee Tech							
Tennessee State							
Eastern Illinois							
Little Rock							
Tennessee Tech							
Tennessee State							
Morehead State							
Eastern Illinois							
Southern Indiana							
Lindenwood							
SIU Edwardsville							

Game-by-Game Starters

Opponent	W/L	Score	Guard	Guard	Guard	Guard/Forward	Center	First Man Off the Bench
South Florida	W	64-61	Russell	Harris	Smart	Clark, F	Johnson	Earley, 9 pts., 8 reb., 20 min.
Lyon College	W	83-46	Russell	Harris	Smart	Clark, F	Johnson	Larson, 8 pts., 4 reb., 21 min.
Evansville	W	67-61	Russell	Harris	Smart	Clark, F	Johnson	Earley, 13 pts., 4 reb., 22 min.
Bradley	L	60-73	Russell	Harris	Smart	Clark, F	Johnson	Earley, 8 pts., 6 reb., 24 min.
William Woods	W	87-49	Russell	Harris	Larson	Clark, F	Johnson	Branson, 7 pts., 7 reb., 19 min.
Boston	W	63-52	Russell	Harris	Branson	Clark, F	Johnson	Smart, 5 pts., 2 reb., 17 min.
UC Davis	L	71-73	Russell	Harris	Branson	Clark, F	Johnson	Barnes, 2 pts., 2 assists, 2 steals, 18 min.
Milwaukee	L	68-84	Russell	Harris	Branson	Clark, F	Johnson	Barnes, 22 pts., 5 reb., 22 min.
Missouri	L	89-96	Russell	Harris	Branson	Clark, F	Johnson	Earley, 15 pts., 4 reb., 25 min.
Purdue Fort Wayne	L	68-89	Russell	Barnes	Branson	Clark, F	Johnson	Earley, 7 pts., 6 reb., 20 min.
Arkansas State	L	61-68	Russell	Smart	Larson	Clark, F	Johnson	Harris, 10 pts., 3 assists, 23 min.
Iowa	L	75-106	Russell	Smart	Larson	Clark, F	Johnson	Harris, 19 pts., 3 assists, 22 min.
Southern Illinois								
Southern Indiana								
SIU Edwardsville								
UT Martin								
Little Rock								
Lindenwood								
Morehead State								
UT Martin								
Tennessee Tech								
Tennessee State								
Eastern Illinois								
Little Rock								
Tennessee Tech								
Tennessee State								
Morehead State								
Eastern Illinois								
Southern Indiana								
Lindenwood								
SIU Edwardsville								

Starting Lineup Combinations

Record	Guard	Guard	Guard	Guard/Forward	Center
3-1	Russell	Harris	Smart	Clark, F	Johnson
1-0	Russell	Harris	Larson	Clark, F	Johnson
1-2	Russell	Harris	Branson	Clark, F	Johnson
0-1	Russell	Harris	Barnes	Clark, F	Johnson
0-1	Russell	Barnes	Branson	Clark, F	Johnson
0-2	Russell	Smart	Larson	Clark, F	Johnson



2022-23 SOUTHEAST MISSOURI BASKETBALL NOTES

2022-23 TEAM GAME-BY-GAME STATISTICS

	Score	FG-A	Pct.	3FG-A	Pct.	FT-A	Pct.	OFF	DEF	Total	F	A	TO	B	S
Southeast Missouri	W, 64-61	20-56	.357	10-26	.385	14-22	.636	11	28	39	21	10	15	2	6
South Florida	-	24-52	.462	4-19	.211	9-19	.474	8	30	38	19	8	16	3	6
Southeast Missouri	W, 83-46	33-71	.465	8-33	.242	9-16	.563	20	29	49	17	17	19	4	14
Lyon College		14-48	.292	6-22	.273	12-15	.800	2	19	21	12	7	25	1	3
Southeast Missouri	W, 67-61	23-55	.418	6-18	.333	15-16	.938	7	31	38	24	8	14	1	3
Evansville		20-62	.323	3-22	.136	18-31	.581	18	26	44	19	4	12	2	6
Southeast Missouri	L, 60-73	20-56	.357	8-21	.381	12-16	.750	10	21	31	21	11	11	1	8
Bradley		27-54	.500	6-22	.273	13-22	.591	11	28	39	17	11	13	10	6
Southeast Missouri	W, 87-49	31-64	.484	5-20	.250	20-27	.741	18	31	49	10	20	11	4	6
William Woods		20-57	.351	5-22	.227	4-10	.400	4	16	20	20	11	17	4	6
Southeast Missouri	W, 63-52	19-53	.358	9-23	.391	16-21	.762	11	32	43	16	12	12	6	2
Boston		18-57	.316	5-24	.208	11-12	.917	7	25	32	19	11	8	3	5
Southeast Missouri	L, 71-73	24-59	.407	7-19	.368	16-21	.762	6	26	32	21	14	17	5	14
UC Davis		26-51	.510	6-15	.400	26-33	.788	11	33	44	22	15	22	8	9
Southeast Missouri	L, 68-84	22-62	.355	10-34	.294	14-21	.667	9	19	28	25	15	16	6	9
Milwaukee		26-51	.510	6-15	.400	26-33	.788	11	33	44	22	15	22	8	9
Southeast Missouri	L, 89-96	34-63	.540	13-26	.500	8-15	.533	8	22	30	19	16	18	3	5
Missouri		34-61	.557	11-27	.407	17-23	.739	8	21	29	16	17	14	1	14
Southeast Missouri	L, 68-89	24-62	.387	6-23	.261	14-16	.875	5	29	34	21	16	15	3	9
Purdue Fort Wayne		28-57	.491	13-32	.406	20-27	.741	4	28	32	18	21	14	2	8
Southeast Missouri	L, 61-68	18-47	.383	8-23	.348	17-26	.654	6	26	32	24	12	16	2	2
Arkansas State		21-53	.396	3-12	.250	23-35	.657	11	30	41	21	11	10	2	10
Southeast Missouri	L, 75-106	30-71	.423	8-28	.286	7-8	.875	7	23	30	23	13	10	1	5
Iowa		38-66	.576	80-22	.364	22-33	.667	12	35	47	13	20	10	3	4
Southeast Missouri															
Southern Illinois															
Southeast Missouri															
Southern Indiana															
Southeast Missouri															
SIU Edwardsville															
Southeast Missouri															
UT Martin															
Southeast Missouri															
Little Rock															
Southeast Missouri															
Lindenwood															
Southeast Missouri															
Morehead State															
Southeast Missouri															
UT Martin															
Southeast Missouri															
Tennessee Tech															
Southeast Missouri															
Tennessee State															
Southeast Missouri															
Eastern Illinois															
Southeast Missouri															
Little Rock															
Southeast Missouri															
Tennessee Tech															
Southeast Missouri															
Tennessee State															
Southeast Missouri															
Morehead State															
Southeast Missouri															
Eastern Illinois															
Southeast Missouri															
Southern Indiana															
Southeast Missouri															
Lindenwood															
Southeast Missouri															
SIU Edwardsville															



2022-23 Game-by-Game Leaders Summary (# of Games)

Points

Phillip Russell.....	5
Chris Harris.....	5
Josh Mitchell.....	1
Israel Barnes.....	1
Adam Larson.....	1

Rebounds

Kobe Clark.....	10
Josh Earley.....	2
Phillip Russell.....	1
Chris Harris.....	1
Dylan Branson.....	1

Assists

Phillip Russell.....	8
Kobe Clark.....	3
Aquan Smart.....	1
Chris Harris.....	1
Dylan Branson.....	1

Blocks

Kobe Clark.....	10
Dylan Branson.....	3
Aquan Smart.....	3
Adam Larson.....	2
Josh Mitchell.....	2
Nate Johnson.....	2
Israel Barnes.....	1
Phillip Russell.....	1

Steals

Kobe Clark.....	4
Aquan Smart.....	3
Phillip Russell.....	3
Chris Harris.....	2
Evan Eurscher.....	1
Tevin Gowins.....	1
Dylan Branson.....	1

Dunks (# for 2022-23 Season)

Josh Mitchell.....	4
Kobe Clark.....	4
Adam Larson.....	3
Josh Earley.....	3
Mason Hanback.....	1
Nate Johnson.....	1
Phillip Russell.....	1
Tevin Gowins.....	1

Games Played/Started

	2022-23	Career
Chris Harris	11/9	68/41
Dylan Branson	8/4	67/37
Nate Johnson	12/12	48/12
Phillip Russell	12/12	42/42
Kobe Clark	12/12	12/12
Adam Larson	11/3	11/3
Aquan Smart	10/6	10/6
Tevin Gowins	9/0	9/0
Josh Mitchell	8/0	8/0
Josh Earley	8/0	8/0
Israel Barnes	5/2	5/2
Evan Eurscher	5/0	5/0
Mason Hanback	3/0	3/0

Career Ledger

Double-Digit Point Games

	2022-23	Career
Chris Harris.....	7	41
Phillip Russell.....	12	32
Josh Earley.....	4	4
Nate Johnson.....	1	3
Dylan Branson.....	1	3
Israel Barnes.....	3	3
Adam Larson.....	3	3
Kobe Clark.....	3	3
Josh Mitchell.....	1	1
Aquan Smart.....	1	1

Double-Digit Rebound Games

	2022-23	Career
Kobe Clark.....	5	5
Phillip Russell.....	-	1
Josh Earley.....	1	1
Josh Mitchell.....	1	1

20+ Point Games

	2022-23	Career
Phillip Russell.....	4	10
Chris Harris.....	-	3
Israel Barnes.....	3	3

30-Point Games

	2022-23	Career
Eric Reed, Jr.....	-	2
Phillip Russell.....	-	1

8+ Rebound Games

	2022-23	Career
Kobe Clark.....	7	7
Josh Earley.....	2	2
Eric Reed, Jr.....	-	1
Phillip Russell.....	-	1
Chris Harris.....	-	1
Josh Mitchell.....	1	1
Dylan Branson.....	1	1

5+ Assist Games

	2022-23	Career
Chris Harris.....	-	12
Phillip Russell.....	5	9
Kobe Clark.....	3	3
Dylan Branson.....	-	2
Aquan Smart.....	1	1

3+ Steal Games

	2022-23	Career
Phillip Russell.....	1	4
Chris Harris.....	1	4
Aquan Smart.....	3	3
Kobe Clark.....	3	3

Double-Doubles

	2022-23	Career
Phillip Russell.....	-	1
Josh Earley.....	1	1
Josh Mitchell.....	1	1

SEMO's 2022-23 Record:

At Home.....	2-1
On the Road.....	2-5
At Neutral Sites.....	1-1
In Ohio Valley Conference Games.....	0-0
In November.....	5-3
In December.....	0-4
In January.....	0-0
In February.....	0-0
In March.....	0-0
Leading at the Half.....	4-1
Trailing at the Half.....	0-5
Tied at the Half.....	1-1
In Overtime Games.....	0-0
The Redhawks Score First.....	2-2
In 1-4 Point Games.....	1-1
In 5-9 Point Games.....	1-2
In 10-14 Point Games.....	1-1
In 15+ Point Games.....	2-3
Leading with Five Minutes Left in Regulation.....	4-0
Trailing with Five Minutes Left in Regulation.....	1-7
Tied with Five Minutes Left in Regulation.....	0-0
Scoring Less than 50 Points.....	0-0
Scoring 50-59 Points.....	0-0
Scoring 60-69 Points.....	3-4
Scoring 70-79 Points.....	0-2
Scoring 80-89 Points.....	2-1
Scoring 90-99 Points.....	0-0
Scoring 100 or more Points.....	0-0
Giving up Less Than 50 Points.....	2-0
Giving up 50-59 Points.....	1-0
Giving up 60-69 Points.....	2-1
Giving up 70-79 Points.....	0-2
Giving up 80-89 Points.....	0-2
Giving up 90-99 Points.....	0-1
Giving up 100 or more Points.....	0-1
Shooting 50% or Better from the Field.....	0-1
Shooting Less Than 50% from the Field.....	5-6
Opponent Shoots 50% or Better from the Field.....	0-4
Opponent Shoots Less Than 50% from the Field.....	5-3
Outshooting Opponent.....	4-0
Outshot by Opponent.....	1-7
Field Goal Percentage is Tied.....	0-0
Shooting 50% or Better from 3-Point Range.....	0-1
Shooting Less Than 50% from 3-Point Range.....	5-6
Opponent Shoots 50% or Better from 3-Point Range.....	0-0
Opponent Shoots Less Than 50% from 3-Point Range.....	5-7
Shooting 50% or Better from the Free Throw Line.....	5-7
Shooting Less Than 50% from the Free Throw Line.....	0-0
Opponent Shoots 50% or Better from the Free Throw Line.....	3-5
Opponent Shoots Less Than 50% from the Free Throw Line.....	2-2
Shooting More Free Throws Than Opponent.....	4-0
Shooting Less Free Throws Than Opponent.....	1-7
Free Throws are Tied.....	0-0
SEMO's Starters Outscore Opponent's Starters.....	4-2
Opponent's Starters Outscore SEMO's Starters.....	1-5
Starter Scoring is Tied.....	0-0
Bench Outscores Opponent.....	4-3
Opponent Bench Outscores SEMO.....	1-4
Bench Scoring is Tied.....	0-1
Bench Contributes Double Figures in Points.....	5-6
No Redhawk Players Score Double Figures.....	0-0
Two Redhawk Players Score Double Figures.....	3-1
3+ Redhawk Players Score Double Figures.....	2-5
Outrebounding an Opponent.....	4-2
Opponent Outrebounds SEMO.....	1-5
Rebounds are Tied.....	0-0
Getting 10+ Assists.....	4-6
Getting 10+ Steals.....	1-1
Getting 5+ Blocks.....	1-2
Forcing more Turnovers than Opponent.....	3-3
Committing more Turnovers than Opponent.....	2-3
Turnovers are Tied.....	0-1



2022-23 SOUTHEAST MISSOURI BASKETBALL NOTES

2021-22 OHIO VALLEY CONFERENCE STATISTICS

RECORD:	OVERALL	HOME	AWAY	NEUTRAL
ALL GAMES	8-9	5-3	3-6	0-0
CONFERENCE	8-9	5-3	3-6	0-0
NON-CONFERENCE	0-0	0-0	0-0	0-0

#	Player	gp-gs	min	avg	Total		3-Point		F-Throw		Rebounds				pf	dq	a	to	blk	stl	pts	avg
					fg-fga	fg%	3fg-fga	3fg%	ft-fga	ft%	off	def	tot	avg								
03	REED, JR., Eric	16-15	521	32.6	88-202	.436	40-105	.381	61-73	.836	21	40	61	3.8	30	0	34	29	3	15	277	17.3
01	RUSSELL, Phillip	15-15	476	31.7	63-163	.387	20-75	.267	59-76	.776	11	27	38	2.5	34	1	57	37	0	19	205	13.7
10	PATTERSON, Manny	16-13	300	18.8	63-101	.624	1-1	1.000	27-35	.771	32	37	69	4.3	48	0	3	21	14	9	154	9.6
21	AKENTEN, Nana	15-0	281	18.7	49-106	.462	29-74	.392	10-19	.526	13	54	67	4.5	30	0	12	11	8	6	137	9.1
05	HARRIS, Chris	14-0	298	21.3	34-92	.370	22-51	.431	28-38	.737	2	36	38	2.7	18	0	34	22	2	9	118	8.4
25	RUSSELL, Nygal	17-17	443	26.1	49-125	.392	25-73	.342	13-24	.542	26	73	99	5.8	46	1	42	23	3	10	136	8.0
11	NICHOLAS, DQ	15-2	340	22.7	31-69	.449	14-27	.519	37-51	.725	7	46	53	3.5	30	0	25	18	0	11	113	7.5
14	JOHNSON, Nate	1-0	7	7.0	2-2	1.000	0-0	.000	1-2	.500	0	0	0	0.0	3	0	0	0	0	0	5	5.0
20	THOMPSON, Sam	15-4	200	13.3	28-48	.583	0-1	.000	10-14	.714	13	18	31	2.1	37	2	5	22	11	5	66	4.4
02	THOMPSON, Chase	12-2	165	13.8	12-27	.444	3-10	.300	12-17	.706	3	13	16	1.3	18	1	9	5	2	6	39	3.3
33	BRANSON, Dylan	17-17	294	17.3	15-43	.349	5-23	.217	20-28	.714	14	33	47	2.8	46	1	32	26	4	10	55	3.2
13	LONG, Parker	10-0	100	10.0	6-15	.400	5-11	.455	3-4	.750	3	4	7	0.7	4	0	7	2	0	3	20	2.0
Team											16	17	33					4				
Total.....		17	3425		440-993	.443	164-451	.364	281-381	.738	161	398	559	32.9	344	6	260	220	47	103	1325	77.9
Opponents.....		17	3425		457-1000	.457	126-372	.339	277-387	.716	171	415	586	34.5	340	-	219	228	52	113	1317	77.5

TEAM STATISTICS	SEMO	OPP	Date	Opponent	Score	Att.
SCORING	1325	1317	* 12-30-21	at Murray St.	L 81-106	3630
Points per game	77.9	77.5	* 01-01-22	AUSTIN PEAY	w 98-79	580
Scoring margin	+0.5	-	* 01-06-22	at Belmont	L 62-102	278
FIELD GOALS-ATT	440-993	457-1000	* 01-08-22	at Tennessee St.	L 84-95	269
Field goal pct	.443	.457	* 01-20-22	TENNESSEE ST.	w 85-63	640
3 POINT FG-ATT	164-451	126-372	* 01-22-22	at Eastern Ill.	w 87-58	869
3-point FG pct	.364	.339	* 01-27-22	MOREHEAD ST.	Lot 73-74	1325
3-pt FG made per game	9.6	7.4	* 01-29-22	SIUE	w 85-77	935
FREE THROWS-ATT	281-381	277-387	* 02-03-22	at UT Martin	L 63-84	506
Free throw pct	.738	.716	* 02-05-22	EASTERN ILL.	w 63-56	924
F-Throws made per game	16.5	16.3	* 02-07-22	at SIUE	w 76-47	565
REBOUNDS	559	586	* 02-10-22	at Austin Peay	L 66-74	1253
Rebounds per game	32.9	34.5	* 02-12-22	BELMONT	L 72-81	1469
Rebounding margin	-1.6	-	* 02-17-22	at Tennessee Tech	L 94-98	1009
ASSISTS	260	219	* 02-19-22	at Morehead State	w 92-84	2511
Assists per game	15.3	12.9	* 02-24-22	UT MARTIN	w 76-69	742
TURNOVERS	220	228	* 02-26-22	MURRAY ST.	L 68-70	2934
Turnovers per game	12.9	13.4				
Turnover margin	+0.5	-				
Assist/turnover ratio	1.2	1.0				
STEALS	103	113				
Steals per game	6.1	6.6				
BLOCKS	47	52				
Blocks per game	2.8	3.1				
ATTENDANCE	9549	10890				
Home games-Avg/Game	8-1194	9-1210				
Neutral site-Avg/Game	-	0-0				

* = Conference game

! = Incarnate Word Thanksgiving Invitational (San Antonio, Texas)

Score by Periods	1st	2nd	OT	Totals
Southeast Missouri	641	675	9	1325
Opponents	617	690	10	1317





0

Guard

ISRAEL

BARNES

R-Sr. // 6-4 // 185 // Wichita, Kan. // Newman University





REDHAWK BASKETBALL

// 2022-23: Missed the first five games of the season due to a knee sprain... Played in his first NCAA Division I game vs. Boston University (11/26)... Did not play the last two games due to illness...Ranks second on the team in scoring with 14.8 points per game...Is one of three Redhawks averaging double figures in the scoring column...Came off the bench to score 22 points, including 13 in the first half at Milwaukee (11/28)...Knocked down four 3-pointers and added five rebounds against the Panthers...Followed that up with 21 points in his first career start at Missouri (12/4)...Was named both Ohio Valley Conference Co-Player and Newcomer of the Week on Dec. 5...Dropped in a season-high 23 points vs. Purdue Fort Wayne (12/7)...Scored over 20 points each of his last three games.

Barnes' Game-by-Game Statistics

2022-23	FG	3P	FT	O/D	REB	F	PTS	A	TO	B	S	M
at South Florida	DNP	-	-	-	-	-	-	-	-	-	-	-
Lyon College	DNP	-	-	-	-	-	-	-	-	-	-	-
at Evansville	DNP	-	-	-	-	-	-	-	-	-	-	-
at Bradley	DNP	-	-	-	-	-	-	-	-	-	-	-
William Woods	DNP	-	-	-	-	-	-	-	-	-	-	-
vs. Boston	1-6	1-3	3-4	1/3	4	1	6	0	0	0	0	27
vs. UC Davis	1-4	0-1	0-0	0/0	0	0	2	2	1	0	2	18
at Milwaukee	7-14	4-8	4-4	2/3	5	5	22	0	1	0	0	22
at Missouri*	7-12	3-6	4-7	2/1	3	1	21	2	4	0	0	31
Purdue Fort Wayne*	10-22	3-10	0-0	2/2	4	3	23	1	0	1	1	36
at Arkansas State	DNP	-	-	-	-	-	-	-	-	-	-	-
at Iowa	DNP	-	-	-	-	-	-	-	-	-	-	-
Southern Illinois												
at Southern Indiana												
SIU Edwardsville												
at UT Martin												
at Little Rock												
Lindenwood												
at Morehead State												
UT Martin												
Tennessee Tech												
Tennessee State												
at Eastern Illinois												
Little Rock												
at Tennessee Tech												
at Tennessee State												
Morehead State												
Eastern Illinois												
Southern Indiana												
Lindenwood												
at SIU Edwardsville												
Totals	26-58	12-28	11-15	7/9	16	10	74	5	6	1	3	134

• - Game Started

2022-23 Season/Career-Highs

Points.....23	vs. Purdue Fort Wayne (12/7/22)
Total Rebounds.....5	at Milwaukee (11/28/22)
Offensive.....2	3x, last vs. Purdue Fort Wayne (12/7/22)
Defensive.....3	2x, last at Milwaukee (11/28/22)
FG Made.....10	vs. Purdue Fort Wayne (12/7/22)
FG Attempted.....22	vs. Purdue Fort Wayne (12/7/22)
3-Point FG Made.....4	at Milwaukee (11/28/22)
3-Point FG Attempted.....10	vs. Purdue Fort Wayne (12/7/22)
FT Made.....4	2x, last at Missouri (12/4/22)
FT Attempted.....7	at Missouri (12/4/22)
Assists.....2	2x, last at Missouri (12/4/22)
Blocks.....1	vs. Purdue Fort Wayne (12/7/22)
Steals.....2	vs. UC Davis (11/27/22)
Minutes.....36	vs. Purdue Fort Wayne (12/7/22)

Barnes' Career Statistics at Southeast Missouri

Overall																			
Season	G-GS	Min	Avg	FG-FGA	Pct	3FG-3FGA	Pct	FT-FTA	Pct	Off	Def	Tot	Avg	PF	FO	A	TO	Blk	Stl
2022-23	5-2	134	26.8	26-58	.448	11-28	.393	11-15	.733	7	9	16	3.2	10	1	5	6	1	3
Ohio Valley Conference Games Only																			
Season	G-GS	Min	Avg	FG-FGA	Pct	3FG-3FGA	Pct	FT-FTA	Pct	Off	Def	Tot	Avg	PF	FO	A	TO	Blk	Stl
2022-23																			



2022-23 SOUTHEAST MISSOURI BASKETBALL NOTES

PLAYER PROFILES

33

Guard

DYLAN BRANSON

So. // 6-5 // 220 // St. Louis, Mo. // Mehlville H.S.

REDHAWK BASKETBALL

// 2022-23: Returned after missing the first four games with an ankle injury to score seven points and grab seven rebounds in 19 minutes off the bench vs. William Woods (11/22)...Started four of the last five contests...Averages 4.1 points and three rebounds...Tied career-highs in points (12) and rebounds (8) vs. UC Davis (11/27).

Branson's Game-by-Game Statistics

2022-23	FG	3P	FT	O/D	REB	E	PTS	A	TO	B	S	M
at South Florida	DNP	-	-	-	-	-	-	-	-	-	-	-
Lyon College	DNP	-	-	-	-	-	-	-	-	-	-	-
at Evansville	DNP	-	-	-	-	-	-	-	-	-	-	-
at Bradley	DNP	-	-	-	-	-	-	-	-	-	-	-
William Woods	3-6	1-3	0-0	1/6	7	3	7	4	1	1	0	19
vs. Boston*	2-5	1-3	2-2	1/2	3	2	7	3	2	0	0	25
vs. UC Davis*	4-8	0-2	4-4	0/8	8	3	12	1	1	1	1	27
at Milwaukee*	0-2	0-2	0-0	0/1	1	1	0	0	3	0	0	12
at Missouri	0-0	0-0	2-4	0/1	1	1	2	2	1	1	1	17
Purdue Fort Wayne*	0-2	0-0	0-0	0/0	0	1	0	3	1	0	1	14
at Arkansas State	1-5	0-3	0-1	0/0	0	1	2	1	2	0	0	19
at Iowa	1-7	1-4	0-0	0/4	4	1	3	0	2	0	2	22
Southern Illinois												
at Southern Indiana												
SIU Edwardsville												
at UT Martin												
at Little Rock												
Lindenwood												
at Morehead State												
UT Martin												
Tennessee Tech												
Tennessee State												
at Eastern Illinois												
Little Rock												
at Tennessee Tech												
at Tennessee State												
Morehead State												
Eastern Illinois												
Southern Indiana												
at Lindenwood												
at SIU Edwardsville												
Totals	11-35	3-17	8-11	2/22	24	13	33	14	13	3	5	155

• - Game Started

2022-23 Season-Highs

Points.....	12	vs. UC Davis (11/27/22)
Total Rebounds.....	8	vs. UC Davis (11/27/22)
Offensive.....	6	vs. William Woods (11/22/22)
Defensive.....	8	vs. UC Davis (11/27/22)
FG Made.....	4	vs. UC Davis (11/27/22)
FG Attempted.....	8	vs. UC Davis (11/27/22)
3-Point FG Made.....	1	3x, last at Iowa (12/17/22)
3-Point FG Attempted.....	4	at Iowa (12/17/22)
FT Made.....	4	vs. UC Davis (11/27/22)
FT Attempted.....	4	vs. UC Davis (11/27/22)
Assists.....	4	vs. William Woods (11/22/22)
Blocks.....	1	3x, last at Missouri (12/4/22)
Steals.....	2	at Iowa (12/17/22)
Minutes.....	27	vs. UC Davis (11/26/22)

Career-Highs

Points.....	12	2x, last vs. UC Davis (11/27/22)
Total Rebounds.....	8	vs. UC Davis (11/27/22)
Offensive.....	6	vs. William Woods (11/22/22)
Defensive.....	8	vs. UC Davis (11/27/22)
FG Made.....	5	at Eastern Illinois (1/22/22)
FG Attempted.....	8	2x, last vs. UC Davis (11/27/22)
3-Point FG Made.....	2	3x, last at Eastern Illinois (1/22/22)
3-Point FG Attempted.....	4	3x, last at Iowa (12/17/22)
FT Made.....	4	2x, last vs. UC Davis (11/27/22)
FT Attempted.....	6	vs. Austin Peay (1/1/22)
Assists.....	6	vs. Austin Peay (1/1/22)
Blocks.....	1	10x, last at Missouri (12/4/22)
Steals.....	2	4x, last at Iowa (12/17/22)
Minutes.....	30	at Pepperdine (12/18/21)

Branson's Career Statistics at Southeast Missouri

Overall																			
Season	G-GS	Min	Avg	FG-FGA	Pct	3FG-3FGA	Pct	FT-FTA	Pct	Off	Def	Tot	Avg	PF	FO	A	TO	Blk	Stl
2020-21	27-2	426	15.8	27-52	.519	14-27	.519	14-15	.933	20	45	65	2.4	54	2	34	40	4	8
2021-22	32-25	566	17.7	29-79	.367	10-41	.244	20-31	.645	20	70	90	2.8	76	2	50	46	7	16
2022-23	8-4	155	19.4	11-35	.314	3-17	.176	8-11	.727	2	22	24	3.0	13	0	14	13	3	5
Totals	67-31	1147	17.1	67-166	.404	27-85	.318	42-57	.737	42	137	179	2.7	143	4	98	99	14	29
Ohio Valley Conference Games Only																			
Season	G-GS	Min	Avg	FG-FGA	Pct	3FG-3FGA	Pct	FT-FTA	Pct	Off	Def	Tot	Avg	PF	FO	A	TO	Blk	Stl
2020-21	20-2	346	17.3	21-43	.488	10-21	.476	11-11	1.000	18	38	56	2.8	41	2	26	31	4	7
2021-22	17-17	294	17.3	15-43	.349	5-23	.217	20-28	.714	14	33	47	2.8	46	1	32	26	4	10
2022-23																			
Totals	37-19	640	17.3	36-86	.419	15-44	.341	31-39	.795	32	71	103	2.8	87	3	58	57	8	17





24

Forward

KOBÉ CLARK

So. // 6-6 // 180 // St Louis, Mo. // Georgetown





REDHAWK BASKETBALL

// 2022-23: Leads Southeast Missouri and the Ohio Valley Conference in rebounding with 10 per game through 12 starts...His 113 total rebounds are a league-high...Ranks fifth on the team in scoring with 7.8 points per contest...Pitched in double figures for the first time when he recorded 13 points at Evansville (11/16)...Scored eight points and grabbed eight rebounds in first career start at South Florida (11/7)...Shot 4-of-5 from the field and dished out three assists in 30 minutes against the Bulls...Had eight points and pulled down a game-high 16 rebounds vs. Lyon College (11/12)...Scored double figures on three occasions...Posted double-digit rebounds five times...Had 16 rebounds at Arkansas State (12/14)...Ranks 19th in the nation in total rebounds, 25th in rebounds per game and 30th in defensive rebounds per game (7.0)...Leads the team with 21 steals and ranks second with 33 assists...Rates third in the OVC in assist/turnover ratio (37/21, 1.8).

Clark's Game-by-Game Statistics

2022-23	FG	3P	FT	O/D	REB	F	PTS	A	TO	B	S	M
at South Florida*	4-5	0-1	0-0	4/4	8	3	8	3	3	0	0	30
Lyon College*	4-7	0-1	0-0	6/10	16	1	8	5	3	2	3	33
at Evansville*	4-9	1-2	4-4	2/4	6	3	13	1	0	0	0	31
at Bradley*	4-9	2-4	0-0	2/7	9	4	10	2	0	1	3	38
William Woods*	4-12	0-3	1-2	6/8	14	0	9	0	1	1	1	28
vs. Boston*	0-2	0-1	0-0	3/9	12	4	0	2	3	5	2	27
vs. UC Davis*	3-10	2-3	0-0	1/2	3	4	8	2	2	1	2	31
at Milwaukee*	1-6	0-3	2-2	3/5	8	4	4	8	1	2	5	36
at Missouri*	3-8	2-4	0-0	1/6	7	4	8	3	2	1	1	32
Purdue Fort Wayne*	2-7	1-3	2-2	2/9	11	3	7	3	3	1	2	36
at Arkansas State*	2-9	1-4	3-6	2/14	16	4	8	4	2	2	2	38
at Iowa*	5-8	1-3	0-0	1/2	3	3	11	4	1	0	1	29
Southern Illinois												
at Southern Indiana												
SIU Edwardsville												
at UT Martin												
at Little Rock												
Lindenwood												
at Morehead State												
UT Martin												
Tennessee Tech												
Tennessee State												
at Eastern Illinois												
Little Rock												
at Tennessee Tech												
at Tennessee State												
Morehead State												
Eastern Illinois												
Southern Indiana												
at Lindenwood												
at SIU Edwardsville												
Totals	36-92	10-32	12-16	33/80	113	37	94	37	21	16	22	389

• - Game Started

2022-23 Season/Career-Highs

Points	13	at Evansville (11/16/22)
Total Rebounds	16	2x, last at Arkansas State (12/14/22)
Offensive	6	2x, last vs. William Woods (11/22/22)
Defensive	14	at Arkansas State (12/14/22)
FG Made	5	at Iowa (12/17/22)
FG Attempted	12	vs. William Woods (11/22/22)
3-Point FG Made	2	3x, last at Missouri (12/4/22)
3-Point FG Attempted	4	2x, last at Arkansas State (12/14/22)
FT Made	4	at Evansville (11/16/22)
FT Attempted	6	at Arkansas State (12/14/22)
Assists	8	at Milwaukee (11/28/22)
Blocks	5	vs Boston (11/26/22)
Steals	5	at Milwaukee (11/27/22)
Minutes	38	2x, last at Arkansas State (12/14/22)

Clark's Career Statistics at Southeast Missouri

		Overall																	
Season	G-GS	Min	Avg	FG-FGA	Pct	3FG-3FGA	Pct	FT-FTA	Pct	Off	Def	Tot	Avg	PF	FO	A	TO	Blk	Stl
2022-23	12-12	389	32.4	36-92	.391	10-32	.313	12-16	.750	33	80	113	9.4	37	0	37	21	16	22
		Ohio Valley Conference Games Only																	
Season	G-GS	Min	Avg	FG-FGA	Pct	3FG-3FGA	Pct	FT-FTA	Pct	Off	Def	Tot	Avg	PF	FO	A	TO	Blk	Stl
2022-23																			



2022-23 SOUTHEAST MISSOURI BASKETBALL NOTES

PLAYER PROFILES

21

Forward
JOSH
EARLEY

Jr. // 6-7 // 242 // Shawnee Mission, Kan. // Tulsa

R E D H A W K B A S K E T B A L L

// 2022-23: Is averaging a 9.4 points and 5.8 rebounds in eight games...Came off the bench in every game he played...Returned after missing four games with a leg injury to score 15 points and grab four rebounds at Missouri (12/4)...Ranks fourth on the team in scoring and second in rebounding...Scored nine points and pull down eight rebounds in his first career game with Southeast Missouri at South Florida (11/7)...Shot 5-of-10 free throws and contributed 20 minutes in that contest...Registered his first career double-double with 11 points and 12 boards vs. Lyon College (11/12)...Scored double figures in four contests.

Earley's Game-by-Game Statistics

2022-23	FG	3P	FT	O/D	REB	F	PTS	A	TO	B	S	M
at South Florida	2-6	0-0	5-10	1/7	8	1	9	0	2	1	0	20
Lyon College	5-7	0-0	1-4	5/7	12	0	11	0	0	1	0	16
at Evansville	5-12	0-0	3-4	0/4	4	1	13	0	0	0	0	22
at Bradley	3-8	0-0	2-2	2/4	6	0	8	0	0	0	0	24
William Woods	DNP	-	-	-	-	-	-	-	-	-	-	-
vs. Boston	DNP	-	-	-	-	-	-	-	-	-	-	-
vs. UC Davis	DNP	-	-	-	-	-	-	-	-	-	-	-
at Milwaukee	DNP	-	-	-	-	-	-	-	-	-	-	-
at Missouri	7-9	0-0	1-2	1/3	4	2	15	0	2	0	0	25
Purdue Fort Wayne	2-6	0-0	3-4	1/5	6	2	7	1	1	0	1	20
at Arkansas State	1-3	0-0	0-0	0/1	1	2	2	0	3	0	0	16
at Iowa	5-7	0-0	0-0	3/2	5	3	10	0	0	0	0	20
Southern Illinois												
at Southern Indiana												
SIU Edwardsville												
at UT Martin												
at Little Rock												
Lindenwood												
at Morehead State												
UT Martin												
Tennessee Tech												
Tennessee State												
at Eastern Illinois												
Little Rock												
at Tennessee Tech												
at Tennessee State												
Morehead State												
Eastern Illinois												
Southern Indiana												
at Lindenwood												
at SIU Edwardsville												
Totals	30-58	0-0	15-26	13/33	46	11	75	1	8	2	1	163

• - Game Started

2022-23 Season/Career-Highs

Points	15	at Missouri (12/4/22)
Total Rebounds	12	vs. Lyon College (11/12/22)
Offensive	5	vs. Lyon College (11/12/22)
Defensive	7	2x, last vs. Lyon College (11/12/22)
FG Made	7	at Missouri (12/4/22)
FG Attempted	12	at Evansville (11/16/22)
3-Point FG Made	-	-
3-Point FG Attempted	-	-
FT Made	5	at South Florida (11/7/22)
FT Attempted	10	at South Florida (11/7/22)
Assists	1	vs. Purdue Fort Wayne (12/7/22)
Blocks	1	2x, last vs. Lyon College (11/12/22)
Steals	1	vs. Purdue Fort Wayne (12/7/22)
Minutes	25	at Missouri (12/4/22)

Earley's Career Statistics at Southeast Missouri

Overall																	
Season	G-GS	Min	Avg	FG-FGA	Pct	3FG-3FGA	Pct	FT-FTA	Pct	Off	Def	Tot	Avg	PF	FO	A	TO
2022-23	8-0	163	20.4	30-58	.517	0-0	.000	15-26	.577	13	33	46	5.8	11	0	1	8
Ohio Valley Conference Games Only																	
Season	G-GS	Min	Avg	FG-FGA	Pct	3FG-3FGA	Pct	FT-FTA	Pct	Off	Def	Tot	Avg	PF	FO	A	TO
2022-23																	





22

Guard

GAVYN ELKAMIL

So. // 6-5 // 190 // Pittsburg, Kan. // Tulsa



REDHAWK BASKETBALL

// 2022-23: Will miss the season due to a shoulder injury.

Elkamil's Game-by-Game Statistics

2022-23	FG	3P	FT	O/D	REB	F	PTS	A	TO	B	S	M
at South Florida	DNP	-	-	-	-	-	-	-	-	-	-	-
Lyon College	DNP	-	-	-	-	-	-	-	-	-	-	-
at Evansville	DNP	-	-	-	-	-	-	-	-	-	-	-
at Bradley	DNP	-	-	-	-	-	-	-	-	-	-	-
William Woods	DNP	-	-	-	-	-	-	-	-	-	-	-
vs. Boston	DNP	-	-	-	-	-	-	-	-	-	-	-
vs. UC Davis	DNP	-	-	-	-	-	-	-	-	-	-	-
at Milwaukee	DNP	-	-	-	-	-	-	-	-	-	-	-
at Missouri	DNP	-	-	-	-	-	-	-	-	-	-	-
Purdue Fort Wayne	DNP	-	-	-	-	-	-	-	-	-	-	-
at Arkansas State	DNP	-	-	-	-	-	-	-	-	-	-	-
at Iowa	DNP	-	-	-	-	-	-	-	-	-	-	-
Southern Illinois												
at Southern Indiana												
SIU Edwardsville												
at UT Martin												
at Little Rock												
Lindenwood												
at Morehead State												
UT Martin												
Tennessee Tech												
Tennessee State												
at Eastern Illinois												
Little Rock												
at Tennessee Tech												
at Tennessee State												
Morehead State												
Eastern Illinois												
Southern Indiana												
at Lindenwood												
at SIU Edwardsville												
Totals	0-0	0-0	0-0	0/0	0	0	0	0	0	0	0	0

• - Game Started

2022-23 Season/Career-Highs

Points	-
Total Rebounds	-
Offensive	-
Defensive	-
FG Made	-
FG Attempted	-
3-Point FG Made	-
3-Point FG Attempted	-
FT Made	-
FT Attempted	-
Assists	-
Blocks	-
Steals	-
Minutes	-

Elkamil's Career Statistics at Southeast Missouri

Season	G-GS	Min	Avg	FG-FGA	Pct	3FG-3FGA	Pct	FT-FTA	Pct	Off	Def	Tot	Avg	PE	FO	A	TO	Blk	Stl	Pts	Avg
2022-23																					
Overall																					
Ohio Valley Conference Games Only																					
2022-23																					



2022-23 SOUTHEAST MISSOURI BASKETBALL NOTES

PLAYER PROFILES

11

Guard

EVAN EURSHER

Fr. // 6-2 // 177 // Hendersonville, Tenn. // The Webb School

REDHAWK BASKETBALL

// 2022-23: Played in five games...Scored three points off the bench in his first career game vs. Lyon College (11/12)...Finished with a season-high six points vs. William Woods (11/22).

Eursher's Game-by-Game Statistics

2022-23	FG	3P	FT	O/D	REB	F	PTS	A	TO	B	S	M
at South Florida	DNP	-	-	-	-	-	-	-	-	-	-	-
Lyon College	1-7	1-6	0-0	0/1	1	2	3	1	2	0	0	20
at Evansville	0-0	0-0	0-0	0/0	0	0	0	0	0	0	0	5
at Bradley	DNP	-	-	-	-	-	-	-	-	-	-	-
William Woods	2-3	0-1	2-2	0/2	2	1	6	0	1	0	2	15
vs. Boston	DNP	-	-	-	-	-	-	-	-	-	-	-
vs. UC Davis	DNP	-	-	-	-	-	-	-	-	-	-	-
at Milwaukee	DNP	-	-	-	-	-	-	-	-	-	-	-
at Missouri	DNP	-	-	-	-	-	-	-	-	-	-	-
Purdue Fort Wayne	0-1	0-1	0-0	0/2	2	1	0	0	0	0	0	13
at Arkansas State	DNP	-	-	-	-	-	-	-	-	-	-	-
at Iowa	0-2	0-2	0-0	0/1	1	1	0	0	0	0	0	4
Southern Illinois												
at Southern Indiana												
SIU Edwardsville												
at UT Martin												
at Little Rock												
Lindenwood												
at Morehead State												
UT Martin												
Tennessee Tech												
Tennessee State												
at Eastern Illinois												
Little Rock												
at Tennessee Tech												
at Tennessee State												
Morehead State												
Eastern Illinois												
Southern Indiana												
at Lindenwood												
at SIU Edwardsville												
Totals	3-13	1-10	2-2	0/6	6	4	9	1	3	0	2	57

• - Game Started

2022-23 Season/Career-Highs

Points	6	vs. William Woods (11/22/22)
Total Rebounds	2	vs. William Woods (11/22/22)
Offensive	-	-
Defensive	2	2x, last vs. Purdue Fort Wayne (12/7/22)
FG Made	2	vs. William Woods (11/22/22)
FG Attempted	7	vs. Lyon College (11/12/22)
3-Point FG Made	1	vs. Lyon College (11/12/22)
3-Point FG Attempted	6	vs. Lyon College (11/12/22)
FT Made	2	vs. William Woods (11/22/22)
FT Attempted	2	vs. William Woods (11/22/22)
Assists	1	vs. Lyon College (11/12/22)
Blocks	-	-
Steals	2	vs. William Woods (11/22/22)
Minutes	20	vs. Lyon College (11/12/22)

Eursher's Career Statistics at Southeast Missouri

		Overall															
Season	G-GS	Min	Avg	FG-FGA	Pct	3FG-3FGA	Pct	FT-FTA	Pct	Off	Def	Tot	Avg	PF	FO	A	TO
2022-23	5-0	57	11.4	3-13	.231	1-10	.100	2-2	1.000	0	6	6	1.2	5	0	1	3
		Ohio Valley Conference Games Only															
Season	G-GS	Min	Avg	FG-FGA	Pct	3FG-3FGA	Pct	FT-FTA	Pct	Off	Def	Tot	Avg	PF	FO	A	TO
2022-23																	





12

Guard

TEVIN GOWINS

Fr. // 5-9 // 167 // Florissant, Mo. // Hazelwood Central H.S.




REDHAWK BASKETBALL

// 2022-23: Averages 1.8 points and 1.4 rebounds in nine games off the bench...Scored his first career points on a 3-pointer and had four rebounds in 24 minutes off the bench at South Florida (11/7)...Added three points vs. Lyon College (11/12)...Made a 3-pointer in four of his first five games...Scored a season-high seven points vs. William Woods (11/22).

Gowins' Game-by-Game Statistics

2022-23	FG	3P	FT	O/D	REB	F	PTS	A	TO	B	S	M
at South Florida	1-3	1-2	0-0	2/2	4	3	3	0	0	0	0	24
Lyon College	1-1	1-1	0-0	0/0	0	1	3	0	2	0	0	9
at Evansville	1-1	1-1	0-0	0/1	1	2	3	0	0	0	0	20
at Bradley	0-0	0-0	0-0	0/0	0	1	0	0	0	0	0	8
William Woods	3-6	1-1	0-0	1/0	1	2	7	2	1	0	2	21
vs. Boston	DNP	-	-	-	-	-	-	-	-	-	-	-
vs. UC Davis	DNP	-	-	-	-	-	-	-	-	-	-	-
at Milwaukee	0-1	0-1	0-0	1/1	2	0	0	0	1	0	1	5
at Missouri	DNP	-	-	-	-	-	-	-	-	-	-	-
Purdue Fort Wayne	0-1	0-0	0-0	0/2	2	3	0	1	4	0	2	21
at Arkansas State	0-0	0-0	0-0	1/0	1	1	0	0	0	0	0	3
at Iowa	0-1	0-0	0-0	0/2	2	2	0	0	0	0	0	4
Southern Illinois												
at Southern Indiana												
SIU Edwardsville												
at UT Martin												
at Little Rock												
Lindenwood												
at Morehead State												
UT Martin												
Tennessee Tech												
Tennessee State												
at Eastern Illinois												
Little Rock												
at Tennessee Tech												
at Tennessee State												
Morehead State												
Eastern Illinois												
Southern Indiana												
at Lindenwood												
at SIU Edwardsville												
Totals	6-14	4-6	0-0	5/8	13	15	16	3	8	0	5	115

• - Game Started

2022-23 Season/Career-Highs

Points	7	vs. William Woods (11/22/22)
Total Rebounds	4	at South Florida (11/7/22)
Offensive	2	at South Florida (11/7/22)
Defensive	2	3x, last at Iowa (12/17/22)
FG Made	3	vs. William Woods (11/22/22)
FG Attempted	6	vs. William Woods (11/22/22)
3-Point FG Made	1	4x, last vs. William Woods (11/22/22)
3-Point FG Attempted	2	at South Florida (11/7/22)
FT Made	-	-
FT Attempted	-	-
Assists	2	vs. William Woods (11/22/22)
Blocks	-	-
Steals	2	2x, last vs. Purdue Fort Wayne (12/7/22)
Minutes	24	at South Florida (11/7/22)

Gowins' Career Statistics at Southeast Missouri

Overall																			
Season	G-GS	Min	Avg	FG-FGA	Pct	3FG-3FGA	Pct	FT-FTA	Pct	Off	Def	Tot	Avg	PE	FO	A	TO	Blk	Stl
2022-23	9-0	115	12.8	6-14	.429	4-6	.667	0-0	.000	5	8	13	1.4	15	0	3	8	0	5
Ohio Valley Conference Games Only																			
Season	G-GS	Min	Avg	FG-FGA	Pct	3FG-3FGA	Pct	FT-FTA	Pct	Off	Def	Tot	Avg	PE	FO	A	TO	Blk	Stl
2022-23																			



2022-23 SOUTHEAST MISSOURI BASKETBALL NOTES

PLAYER PROFILES



35 Center
MASON HANBACK

Fr. // 7-0 // 245 // Jackson, Tenn. // Tennessee Prep



REDHAWK BASKETBALL

// 2022-23: Came off the bench to score five points and grab one rebound in 10 minutes during his first career game vs. Lyon College (11/12)...Saw action in three contests.

Hanback's Game-by-Game Statistics

2022-23	FG	3P	FT	O/D	REB	F	PTS	A	TO	B	S	M
at South Florida	DNP	-	-	-	-	-	-	-	-	-	-	-
Lyon College	2-2	0-0	1-1	0/1	1	1	5	0	1	0	0	10
at Evansville	DNP	-	-	-	-	-	-	-	-	-	-	-
at Bradley	DNP	-	-	-	-	-	-	-	-	-	-	-
William Woods	DNP	-	-	-	-	-	-	-	-	-	-	-
vs. Boston	DNP	-	-	-	-	-	-	-	-	-	-	-
vs. UC Davis	DNP	-	-	-	-	-	-	-	-	-	-	-
at Milwaukee	DNP	-	-	-	-	-	-	-	-	-	-	-
at Missouri	DNP	-	-	-	-	-	-	-	-	-	-	-
Purdue Fort Wayne	0-0	0-0	0-0	0/0	0	0	0	0	0	0	0	1
at Arkansas State	DNP	-	-	-	-	-	-	-	-	-	-	-
at Iowa	0-0	0-0	1-2	0/0	0	0	1	0	0	0	0	5
Southern Illinois												
at Southern Indiana												
SIU Edwardsville												
at UT Martin												
at Little Rock												
Lindenwood												
at Morehead State												
UT Martin												
Tennessee Tech												
Tennessee State												
at Eastern Illinois												
Little Rock												
at Tennessee Tech												
at Tennessee State												
Morehead State												
Eastern Illinois												
Southern Indiana												
at Lindenwood												
at SIU Edwardsville												
Totals	2-2	0-0	2-3	0/1	1	1	6	0	1	0	0	16

• - Game Started

2022-23 Season/Career-Highs

Points	5	vs. Lyon College (11/12/22)
Total Rebounds	1	vs. Lyon College (11/12/22)
Offensive	-	
Defensive	1	vs. Lyon College (11/12/22)
FG Made	2	vs. Lyon College (11/12/22)
FG Attempted	2	vs. Lyon College (11/12/22)
3-Point FG Made	-	
3-Point FG Attempted	-	
FT Made	1	2x, last at Iowa (12/17/22)
FT Attempted	2	at Iowa (12/17/22)
Assists	-	
Blocks	-	
Steals	-	
Minutes	10	vs. Lyon College (11/12/22)

Hanback's Career Statistics at Southeast Missouri

Overall																	
Season	G-GS	Min	Avg	FG-FGA	Pct	3FG-3FGA	Pct	FT-FTA	Pct	Off	Def	Tot	Avg	PF	FO	A	TO
2022-23	3-0	16	5.3	2-2	1.000	0-0	.000	2-3	.667	0	1	1	0.3	1	0	0	1
Ohio Valley Conference Games Only																	
Season	G-GS	Min	Avg	FG-FGA	Pct	3FG-3FGA	Pct	FT-FTA	Pct	Off	Def	Tot	Avg	PF	FO	A	TO
2022-23																	





5

Guard

CHRIS HARRIS

R-Sr. // 6-3 // 205 // Antioch, Ill. // John A. Logan College





REDHAWK BASKETBALL

2022-23 Preseason All-Ohio Valley Conference selection.

// 2022-23: Ranks third on the team in scoring with 11.8 points per game through 11 games and nine starts...Made 17 three-pointers, second-most on the team...Led Southeast Missouri with 16 points in its season-opening win at South Florida (11/7)...Made a near-perfect 6-of-7 free throws and logged 38 minutes against the Bulls...Finished with seven points vs. Lyon College (11/12)...Scored 14 points to lead four players in double figures at Evansville (11/16)...Buried a 3-pointer in all 11 games he played...Posted double-digit points seven times...Missed his only game of the season vs. Purdue Fort Wayne (12/7) due to illness...Had a season-best 19 points at Iowa (12/17).

2022-23 Season-Highs

Points	19
Total Rebounds	7
Offensive	2
Defensive	6
FG Made	8
FG Attempted	16
3-Point FG Made	3
3-Point FG Attempted	8
FT Made	7
FT Attempted	10
Assists	3
Blocks	1
Steals	3
Minutes	38

Career-Highs

Points	23
Total Rebounds	8
Offensive	2
Defensive	8
FG Made	9
FG Attempted	18
3-Point FG Made	4
3-Point FG Attempted	10
FT Made	10
FT Attempted	14
Assists	9
Blocks	2
Steals	4
Minutes	43

at Iowa (12/17/22)
2x, last vs. UC Davis (11/27/22)
vs. Lyon College (11/12/22)
vs. UC Davis (11/27/22)
at Iowa (12/17/22)
at South Florida (11/7/22)
at Bradley (11/19/22)
at Bradley (11/19/22)
vs. UC Davis (11/27/22)
vs. UC Davis (11/27/22)
6x, last at Iowa (12/17/22)
vs. Boston (11/26/22)
vs. UC Davis (11/27/22)
2x, last at Bradley (11/19/22)

vs. UT Martin (12/18/20)
vs. UT Martin (2/24/22)
2x, last vs. Lyon College (11/12/22)
vs. UT Martin (2/24/22)
vs. Morehead State (1/27/22)
vs. Tennessee State (1/2/21)
4x, last vs. Morehead State (1/27/22)
vs. Tennessee State (1/2/21)
vs. Tennessee State (1/19/21)
vs. SIU Edwardsville (1/29/22)
at Eastern Illinois (2/25/21)
2x, last vs. Webster (12/4/21)
vs. Eastern Kentucky (2/22/21)
vs. Tennessee State (1/2/21)

Harris' Game-by-Game Statistics

2022-23	FG	3P	FT	O/D	REB	F	PTS	A	TO	B	S	M
at South Florida*	4-16	2-7	6-7	1/5	6	3	16	2	4	0	1	38
Lyon College*	1-8	1-6	4-5	2/2	4	1	7	1	1	0	2	25
at Evansville*	5-11	2-4	2-2	1/5	6	2	14	3	6	0	1	33
at Bradley*	4-15	3-8	3-4	0/5	5	1	14	2	1	0	1	38
William Woods*	2-9	1-6	3-5	0/2	2	0	8	3	1	0	1	27
vs. Boston*	3-12	1-4	5-7	1/6	7	1	12	2	4	1	0	30
vs. UC Davis*	4-11	1-3	7-10	1/6	7	1	16	3	5	0	3	30
at Milwaukee*	1-11	1-7	3-3	0/1	1	1	6	3	2	0	0	29
at Missouri*	3-6	2-4	0-0	0/2	2	0	8	0	3	0	0	19
Purdue Fort Wayne	DNP	-	-	-	-	-	-	-	-	-	-	-
at Arkansas State	4-7	1-3	1-2	0/0	0	1	10	3	1	0	0	23
at Iowa	8-13	2-4	1-1	0/1	1	2	19	3	1	0	1	22
Southern Illinois												
at Southern Indiana												
SIU Edwardsville												
at UT Martin												
at Little Rock												
Lindenwood												
at Morehead State												
UT Martin												
Tennessee Tech												
Tennessee State												
at Eastern Illinois												
Little Rock												
at Tennessee Tech												
at Tennessee State												
Morehead State												
Eastern Illinois												
Southern Indiana												
at Lindenwood												
at SIU Edwardsville												
Totals	39-119	17-56	35-46	6/35	41	13	130	25	29	1	10	314

• - Game Started

Harris' Career Statistics at Southeast Missouri

Season	G-GS	Min	Avg	FG-FGA	Pct	3FG-3FGA	Pct	FT-FTA	Pct	Off	Def	Tot	Avg	PF	FO	A	TO	Blk	Stl	Pts	Avg
2019-20	2-0	54	27.0	9-15	.600	5-7	.714	8-10	.800	0	6	6	3.0	5	0	2	5	1	0	31	15.5
2020-21	26-26	786	30.2	93-262	.355	38-134	.284	97-132	.735	7	53	60	2.3	50	1	88	64	2	25	321	12.3
2021-22	29-6	698	24.1	83-219	.379	35-101	.347	71-93	.763	4	79	83	2.9	45	0	76	61	4	20	272	9.4
2022-23	11-9	314	28.5	39-119	.328	17-56	.304	35-46	.761	6	35	41	3.7	13	0	25	29	1	10	30	11.8
Totals	68-41	1852	27.2	224-615	.364	95-298	.319	211-281	.751	17	173	190	2.8	113	1	191	159	8	55	754	11.1
Ohio Valley Conference Games Only																					
Season	G-GS	Min	Avg	FG-FGA	Pct	3FG-3FGA	Pct	FT-FTA	Pct	Off	Def	Tot	Avg	PF	FO	A	TO	Blk	Stl	Pts	Avg
2020-21	19-19	574	30.2	59-178	.331	25-95	.263	76-96	.792	4	41	45	2.4	35	0	70	46	2	23	219	11.5
2021-22	14-0	298	21.3	34-92	.370	22-51	.431	28-38	.737	2	36	38	2.7	18	0	34	22	2	9	118	8.4
2022-23																					
Totals	33-19	872	26.4	93-270	.344	47-146	.322	104-134	.776	6	77	83	2.5	53	0	104	68	4	32	337	10.2



2022-23 SOUTHEAST MISSOURI BASKETBALL NOTES

PLAYER PROFILES



10 **Center**
DAVID
IDADA

Fr. // 7-0 // 250 // Barendrecht, Netherlands // Golden State Prep



REDHAWK BASKETBALL

// **2022-23:** Will not play the 2022-23 season due to NCAA Division I regulations.

Idada's Game-by-Game Statistics

2022-23	FG	3P	FT	O/D	REB	F	PTS	A	TO	B	S	M
at South Florida	DNP	-	-	-	-	-	-	-	-	-	-	-
Lyon College	DNP	-	-	-	-	-	-	-	-	-	-	-
at Evansville	DNP	-	-	-	-	-	-	-	-	-	-	-
at Bradley	DNP	-	-	-	-	-	-	-	-	-	-	-
William Woods	DNP	-	-	-	-	-	-	-	-	-	-	-
vs. Boston	DNP	-	-	-	-	-	-	-	-	-	-	-
vs. UC Davis	DNP	-	-	-	-	-	-	-	-	-	-	-
at Milwaukee	DNP	-	-	-	-	-	-	-	-	-	-	-
at Missouri	DNP	-	-	-	-	-	-	-	-	-	-	-
Purdue Fort Wayne	DNP	-	-	-	-	-	-	-	-	-	-	-
at Arkansas State	DNP	-	-	-	-	-	-	-	-	-	-	-
at Iowa	DNP	-	-	-	-	-	-	-	-	-	-	-
Southern Illinois												
at Southern Indiana												
SIU Edwardsville												
at UT Martin												
at Little Rock												
Lindenwood												
at Morehead State												
UT Martin												
Tennessee Tech												
Tennessee State												
at Eastern Illinois												
Little Rock												
at Tennessee Tech												
at Tennessee State												
Morehead State												
Eastern Illinois												
Southern Indiana												
at Lindenwood												
at SIU Edwardsville												
Totals	0-0	0-0	0-0	0/0	0	0	0	0	0	0	0	0

• - Game Started

2022-23 Season/Career-Highs

Points	-
Total Rebounds	-
Offensive	-
Defensive	-
FG Made	-
FG Attempted	-
3-Point FG Made	-
3-Point FG Attempted	-
FT Made	-
FT Attempted	-
Assists	-
Blocks	-
Steals	-
Minutes	-

Idada's Career Statistics at Southeast Missouri

Season	G-GS	Min	Avg	FG-FGA	Pct	3FG-3FGA	Pct	FT-FTA	Pct	Off	Def	Tot	Avg	PF	FO	A	TO	Blk	Stl	Pts	Avg
2022-23																					
Overall																					
Ohio Valley Conference Games Only																					
Season	G-GS	Min	Avg	FG-FGA	Pct	3FG-3FGA	Pct	FT-FTA	Pct	Off	Def	Tot	Avg	PF	FO	A	TO	Blk	Stl	Pts	Avg
2022-23																					



14 Forward
NATE JOHNSON

Sr. // 6-9 // 250 // Broward County, Fla. // Seminole State College



REDHAWK BASKETBALL

// 2022-23: Averages 5.1 points and 3.6 rebounds in 12 starts...Finished with three points and one rebound in his first career start at South Florida (11/7)... Played 20 minutes in that game...Had eight points and six rebounds vs. Lyon College (11/12)...Posted a season-best 13 points and seven rebounds vs. William Woods (11/22)...One of three Redhawks who started every game.

Johnson's Game-by-Game Statistics

2022-23	FG	3P	FT	O/D	REB	F	PTS	A	TO	B	S	M
at South Florida*	1-3	0-0	1-2	0/1	1	0	3	0	0	0	0	20
Lyon College*	4-6	0-0	0-0	4/2	6	4	8	0	3	1	0	12
at Evansville*	2-4	0-1	0-0	1/3	4	5	4	0	0	0	0	16
at Bradley*	1-2	0-0	0-2	0/0	0	2	2	0	1	0	1	12
William Woods*	5-9	0-0	3-3	3/4	7	2	13	1	2	0	0	18
vs. Boston*	3-7	0-0	1-2	2/3	5	3	7	0	0	0	0	28
vs. UC Davis*	2-3	0-0	0-0	4/3	7	2	4	0	2	1	0	20
at Milwaukee*	0-3	0-0	0-0	0/1	1	2	0	0	1	1	0	8
at Missouri*	3-5	0-0	0-0	2/2	4	2	6	1	1	1	1	14
Purdue Fort Wayne*	3-3	0-0	0-0	0/3	3	3	6	1	0	0	0	17
at Arkansas State*	0-2	0-0	2-4	0/4	4	5	2	1	1	0	0	17
at Iowa*	3-5	0-0	0-0	1/0	1	5	6	1	1	0	0	15
Southern Illinois												
at Southern Indiana												
SIU Edwardsville												
at UT Martin												
at Little Rock												
Lindenwood												
at Morehead State												
UT Martin												
Tennessee Tech												
Tennessee State												
at Eastern Illinois												
Little Rock												
at Tennessee Tech												
at Tennessee State												
Morehead State												
Eastern Illinois												
Southern Indiana												
at Lindenwood												
at SIU Edwardsville												
Totals	27-52	0-1	7-13	17/26	43	35	61	5	12	4	2	197

• - Game Started

2022-23 Season-Highs

Points	13
Total Rebounds	7
Offensive	4
Defensive	4
FG Made	5
FG Attempted	9
3-Point FG Made	-
3-Point FG Attempted	1
FT Made	3
FT Attempted	3
Assists	1
Blocks	1
Steals	1
Minutes	20

vs. William Woods (11/22/22)	
vs. William Woods (11/22/22)	
2x, last vs. UC Davis (11/27/22)	
2x, last at Arkansas State (12/14/22)	
vs. William Woods (11/22/22)	
vs. William Woods (11/22/22)	
-	
at Evansville (11/16/22)	
vs. William Woods (11/22/22)	
vs. William Woods (11/22/22)	
5x, last at Iowa (12/17/22)	
3x, last at Missouri (12/4/22)	
at Missouri (12/4/22)	
2x, last vs. UC Davis (11/27/22)	

Career-Highs

Points	14
Total Rebounds	7
Offensive	4
Defensive	4
FG Made	7
FG Attempted	10
3-Point FG Made	-
3-Point FG Attempted	1
FT Made	4
FT Attempted	5
Assists	2
Blocks	3
Steals	2
Minutes	20

at Incarnate Word (11/26/21)	
vs. William Woods (11/22/22)	
2x, last vs. UC Davis (11/27/22)	
3x, last at Arkansas State (12/14/22)	
at Incarnate Word (11/26/21)	
at Eastern Illinois (2/25/21)	
-	
at Evansville (11/16/22)	
at California Baptist (12/21/21)	
at California Baptist (12/21/21)	
vs. Kansas City (11/28/20)	
vs. Murray State (2/1/21)	
at Incarnate Word (11/26/21)	
2x, last vs. UC Davis (11/27/22)	

Johnson's Career Statistics at Southeast Missouri

Season	G-GS	Min	Avg	FG-FGA	Pct	3FG-3FGA	Pct	FT-FTA	Pct	Off	Def	Tot	Avg	PE	FO	A	TO	Blk	Stl	Pts	Avg
2020-21	25-0	224	9.0	28-54	.519	0-0	.000	9-22	.409	20	32	52	2.1	33	0	8	17	10	4	65	2.6
2021-22	11-0	111	10.1	24-35	.686	0-0	.000	6-12	.500	8	9	17	1.5	22	0	2	12	4	3	54	4.9
2022-23	12-12	197	16.4	27-52	.519	0-1	.000	7-13	.538	17	26	43	3.6	35	3	5	12	4	2	61	5.1
Totals	48-12	532	11.1	79-141	.560	0-1	.000	22-47	.468	45	67	112	2.3	90	3	15	41	18	9	180	3.8
Ohio Valley Conference Games Only																					
Season	G-GS	Min	Avg	FG-FGA	Pct	3FG-3FGA	Pct	FT-FTA	Pct	Off	Def	Tot	Avg	PE	FO	A	TO	Blk	Stl	Pts	Avg
2020-21	18-0	149	8.3	21-41	.512	0-0	.000	7-19	.368	11	22	33	1.8	24	0	3	14	7	4	49	2.7
2021-22	1-0	7	7.0	2-2	1.000	0-0	.000	1-2	.500	0	0	0	0.0	3	0	0	0	0	0	5	5.0
2022-23																					
Totals	19-0	156	8.2	23-43	.535	0-0	.000	8-21	.381	11	22	33	1.7	27	0	3	14	7	4	54	2.8



2022-23 SOUTHEAST MISSOURI BASKETBALL NOTES

PLAYER PROFILES



4 Forward
ADAM LARSON

R-Fr. // 6-9 // 180 // Fennimore, Wis. // Fennimore H.S.



REDHAWK BASKETBALL

// 2022-23: Is averaging 7.8 points and 2.5 rebounds in 11 games and three starts...Scored a career-high 19 points and made five 3-pointers at Arkansas State (12/14), just his second career start...Registered 12 points in his first career start vs. William Woods (11/22)...Dropped in a pair of 3-pointers and added four rebounds in 24 minutes during his first career Division I game at South Florida (11/7)...Finished with eight points in 21 minutes vs. Lyon College (11/12)...Pitched in 12 points and made a season-high three 3-pointers vs. UC Davis (11/27)...Missed his only game of the season vs. Purdue Fort Wayne (12/7) due to illness...Ranks second on the team with 17 three-pointers made and is shooting 40.5 percent (17-of-42) from long range...Made a 3-pointer in nine-straight games.

Larson's Game-by-Game Statistics

2022-23	FG	3P	FT	O/D	REB	E	PTS	A	TO	B	S	M
at South Florida	2-4	2-4	0-0	1/3	4	2	6	0	0	1	0	24
Lyon College	4-9	0-4	0-2	3/1	4	4	8	0	0	0	1	21
at Evansville	2-5	1-4	2-2	0/3	3	3	7	1	0	1	0	24
at Bradley	2-5	1-3	0-0	0/3	3	4	5	0	0	0	0	24
William Woods*	3-5	1-2	5-7	1/2	3	1	12	0	0	1	0	20
vs. Boston	1-2	1-2	0-0	0/0	0	0	3	0	1	0	0	8
vs. UC Davis	4-6	3-4	0-2	0/3	3	2	11	0	0	1	0	18
at Milwaukee	3-6	1-4	0-0	0/1	1	1	7	0	0	0	0	14
at Missouri	1-2	1-2	0-0	0/0	0	1	3	0	0	0	0	11
Purdue Fort Wayne	DNP	-	-	-	-	-	-	-	-	-	-	-
at Arkansas State*	5-8	5-8	4-4	1/1	2	2	19	0	0	0	0	27
at Iowa*	1-6	1-5	2-2	0/4	4	1	5	0	1	0	0	25
Southern Illinois												
at Southern Indiana												
SIU Edwardsville												
at UT Martin												
at Little Rock												
Lindenwood												
at Morehead State												
UT Martin												
Tennessee Tech												
Tennessee State												
at Eastern Illinois												
Little Rock												
at Tennessee Tech												
at Tennessee State												
Morehead State												
Eastern Illinois												
Southern Indiana												
at Lindenwood												
at SIU Edwardsville												
Totals	29-64	18-47	15-21	6/25	31	21	86	1	2	3	1	216

* - Game Started

2022-23 Season/Career-Highs

Points	19	at Arkansas State (12/14/22)
Total Rebounds	4	2x, last vs. Lyon College (11/12/22)
Offensive	3	vs. Lyon College (11/12/22)
Defensive	4	at Iowa (12/17/22)
FG Made	5	at Arkansas State (12/14/22)
FG Attempted	9	vs. Lyon College (11/12/22)
3-Point FG Made	5	at Arkansas State (12/14/22)
3-Point FG Attempted	8	at Arkansas State (12/14/22)
FT Made	5	vs. William Woods (11/22/22)
FT Attempted	7	vs. William Woods (11/22/22)
Assists	1	at Evansville (11/16/22)
Blocks	1	3x, last vs. UC Davis (11/27/22)
Steals	1	vs. Lyon College (11/12/22)
Minutes	27	at Arkansas State (12/14/22)

Larson's Career Statistics at Southeast Missouri

Overall																	
Season	G-GS	Min	Avg	FG-FGA	Pct	3FG-3FGA	Pct	FT-FTA	Pct	Off	Def	Tot	Avg	PF	FO	A	TO
2021-22	-	Redshirted	-	-	-	-	-	-	-	-	-	-	-	-	-	-	-
2022-23	11-3	216	19.6	28-58	.483	17-42	.405	13-19	.684	6	21	27	2.5	21	0	1	2
Totals	11-3	216	19.6	28-58	.483	17-42	.405	13-19	.684	6	21	27	2.5	21	0	1	2
Ohio Valley Conference Games Only																	
Season	G-GS	Min	Avg	FG-FGA	Pct	3FG-3FGA	Pct	FT-FTA	Pct	Off	Def	Tot	Avg	PF	FO	A	TO
2021-22	-	Redshirted	-	-	-	-	-	-	-	-	-	-	-	-	-	-	-
2022-23	-	-	-	-	-	-	-	-	-	-	-	-	-	-	-	-	-
Totals	-	-	-	-	-	-	-	-	-	-	-	-	-	-	-	-	-





15

Forward

JOSH MITCHELL

So. // 6-8 // 215 // Tupelo, Miss. // Northeast Mississippi CC




REDHAWK BASKETBALL

// 2022-23: Saw action in eight games off the bench...Played two minutes off the bench in his first career game vs. Lyon College (11/12)...Scored his first point at Bradley (11/19)...Turned in a double-double 14 points and 10 rebounds vs. William Woods (11/22)...Had four dunks in that game.

Mitchell's Game-by-Game Statistics

2022-23	FG	3P	FT	O/D	REB	F	PTS	A	TO	B	S	M
at South Florida	DNP	-	-	-	-	-	-	-	-	-	-	-
Lyon College	0-0	0-0	0-0	0/0	0	0	0	0	1	0	0	2
at Evansville	DNP	-	-	-	-	-	-	-	-	-	-	-
at Bradley	0-0	0-0	1-2	0/0	0	0	1	0	1	0	0	1
William Woods	6-8	0-0	2-4	5/5	10	1	14	2	0	1	0	22
vs. Boston	1-1	0-0	0-0	0/0	0	1	2	0	0	0	0	11
vs. UC Davis	0-0	0-0	0-0	0/1	1	0	0	0	0	0	1	6
at Milwaukee	2-4	0-0	2-4	0/2	2	4	6	0	0	2	1	18
at Missouri	DNP	-	-	-	-	-	-	-	-	-	-	-
Purdue Fort Wayne	0-1	0-0	0-0	0/1	1	1	0	0	0	0	0	4
at Arkansas State	DNP	-	-	-	-	-	-	-	-	-	-	-
at Iowa	0-0	0-0	0-0	0/0	0	2	0	0	0	0	0	2
Southern Illinois												
at Southern Indiana												
SIU Edwardsville												
at UT Martin												
at Little Rock												
Lindenwood												
at Morehead State												
UT Martin												
Tennessee Tech												
Tennessee State												
at Eastern Illinois												
Little Rock												
at Tennessee Tech												
at Tennessee State												
Morehead State												
Eastern Illinois												
Southern Indiana												
at Lindenwood												
at SIU Edwardsville												
Totals	9-14	0-0	5-10	5/9	14	9	23	2	2	3	2	66

• - Game Started

2022-23 Season/Career-Highs

Points	14	vs. William Woods (11/22/22)
Total Rebounds	10	vs. William Woods (11/22/22)
Offensive	5	vs. William Woods (11/22/22)
Defensive	5	vs. William Woods (11/22/22)
FG Made	6	vs. William Woods (11/22/22)
FG Attempted	8	vs. William Woods (11/22/22)
3-Point FG Made	-	-
3-Point FG Attempted	-	-
FT Made	2	2x, last at Milwaukee (11/28/22)
FT Attempted	4	2x, last at Milwaukee (11/28/22)
Assists	2	vs. William Woods (11/22/22)
Blocks	2	at Milwaukee (11/28/22)
Steals	1	2x, last at Milwaukee (11/28/22)
Minutes	22	vs. William Woods (11/22/22)

Mitchell's Career Statistics at Southeast Missouri

		Overall															
Season	G-GS	Min	Avg	FG-FGA	Pct	3FG-3FGA	Pct	FT-FTA	Pct	Off	Def	Tot	Avg	PE	FO	A	TO
2022-23	8-0	66	8.3	9-14	.643	0-0	.000	5-10	.500	5	9	14	1.8	9	0	2	2
		Ohio Valley Conference Games Only															
Season	G-GS	Min	Avg	FG-FGA	Pct	3FG-3FGA	Pct	FT-FTA	Pct	Off	Def	Tot	Avg	PE	FO	A	TO
2022-23																	



2022-23 SOUTHEAST MISSOURI BASKETBALL NOTES

PLAYER PROFILES

1

Guard

PHILLIP
RUSSELL

So. // 5-10 // 265 // St. Louis, Mo. // Saint Louis University

REDHAWK BASKETBALL

2022-23 Preseason All-Ohio Valley Conference selection.

// 2022-23: Leads the Redhawks with 16.1 points per game...Made a team-high 27 three-pointers in 12 starts...Also tops the team with 54 assists...Notched 11 points and made a huge 3-pointer with 29 seconds left that held up big in the Redhawks season-opening win at South Florida (11/7)...Matched a career-high five 3-pointers made and scored 23 points vs. Lyon College (11/12)...Scored double figures in all 12 games...Finished with 21 points vs. Boston (11/26)...Notched a season-high 26 points and made five 3-pointers at Missouri (12/4)...Ranks third in the Ohio Valley Conference in scoring and leads the league in free throw percentage (.875)...Scored over 20 points four times...Ranks second in the OVC in assists (4.5 per game).

Russell's Game-by-Game Statistics

2022-23	FG	3P	FT	O/D	REB	E	PTS	A	TO	B	S	M
at South Florida*	3-11	3-9	2-3	1/1	2	4	11	3	2	0	2	26
Lyon College*	9-18	5-12	0-0	0/3	3	1	23	4	2	0	5	25
at Evansville*	3-11	1-6	4-4	0/6	6	3	11	2	6	0	1	28
at Bradley*	3-9	1-4	6-6	2/1	3	5	13	7	3	0	2	31
William Woods*	3-6	1-4	4-4	1/2	3	0	11	8	4	0	0	30
vs. Boston*	6-15	4-9	5-6	0/6	6	3	21	3	0	0	0	27
vs. UC Davis*	5-14	1-5	5-5	0/0	0	5	16	4	3	0	2	35
at Milwaukee*	5-9	1-5	0-2	0/2	2	4	11	3	4	0	1	28
at Missouri*	10-17	5-9	1-2	1/2	3	3	26	7	2	0	2	37
Purdue Fort Wayne*	7-19	2-9	9-10	0/5	5	4	25	6	6	1	2	38
at Arkansas State*	3-8	1-4	6-6	0/2	2	4	13	2	4	0	0	26
at Iowa*	5-14	2-8	0-0	0/3	3	2	12	5	0	0	0	26
Southern Illinois												
at Southern Indiana												
SIU Edwardsville												
at UT Martin												
at Little Rock												
Lindenwood												
at Morehead State												
UT Martin												
Tennessee Tech												
Tennessee State												
at Eastern Illinois												
Little Rock												
at Tennessee Tech												
at Tennessee State												
Morehead State												
Eastern Illinois												
Southern Indiana												
at Lindenwood												
at SIU Edwardsville												
Totals	62-151	27-84	38-48	5/33	38	38	193	54	36	1	17	357

• - Game Started

2022-23 Season-Highs

Points	26	at Missouri (12/4/22)
Total Rebounds	6	2x, last vs. Boston (11/26/22)
Offensive	1	3x, last at Missouri (12/4/22)
Defensive	6	2x, last vs. Boston (11/26/22)
FG Made	10	at Missouri (12/4/22)
FG Attempted	19	vs. Purdue Fort Wayne (12/7/22)
3-Point FG Made	5	2x, last at Missouri (12/4/22)
3-Point FG Attempted	12	vs. Lyon College (11/12/22)
FT Made	9	vs. Purdue Fort Wayne (12/7/22)
FT Attempted	10	vs. Purdue Fort Wayne (12/7/22)
Assists	8	vs. William Woods (11/22/22)
Blocks	1	vs. Purdue Fort Wayne (12/7/22)
Steals	5	vs. Lyon College (11/12/22)
Minutes	38	vs. Purdue Fort Wayne (12/7/22)

Career-Highs

Points	35	at SIU Edwardsville (2/7/22)
Total Rebounds	10	at SIU Edwardsville (2/7/22)
Offensive	3	at California Baptist (12/21/21)
Defensive	8	at SIU Edwardsville (2/7/22)
FG Made	10	2x, last at Missouri (12/4/22)
FG Attempted	20	at SIU Edwardsville (2/7/22)
3-Point FG Made	5	3x, last at Missouri (12/4/22)
3-Point FG Attempted	12	vs. Lyon College (11/12/22)
FT Made	14	at SIU Edwardsville (2/7/22)
FT Attempted	15	at SIU Edwardsville (2/7/22)
Assists	8	2x, last vs. William Woods (11/22/22)
Blocks	1	2x, last vs. Purdue Fort Wayne (12/7/22)
Steals	5	2x, last vs. Lyon College (11/12/22)
Minutes	39	at SIU Edwardsville (2/7/22)

Russell's Career Statistics at Southeast Missouri

Overall																		
Season	G-GS	Min	Avg	FG-FGA	Pct	3FG-3FGA	Pct	FT-FTA	Pct	Off	Def	Tot	Avg	PF	FO	A	TO	Blk
2021-22	30-30	913	30.4	127-303	.419	48-143	.336	99-135	.733	26	50	76	2.5	74	2	95	65	1
2022-23	12-12	357	29.8	62-151	.411	27-84	.321	42-48	.875	5	33	38	3.2	38	2	54	36	1
Totals	42-42	1270	30.2	189-454	.416	75-227	.330	141-183	.770	31	83	114	2.7	112	4	149	101	2

Ohio Valley Conference Games Only

Season	G-GS	Min	Avg	FG-FGA	Pct	3FG-3FGA	Pct	FT-FTA	Pct	Off	Def	Tot	Avg	PF	FO	A	TO	Blk
2021-22	15-15	476	31.7	63-163	.387	20-75	.267	59-76	.776	11	27	38	2.5	34	1	57	37	0
2022-23																		
Totals																		



3 Guard
AQUAN SMART

So. // 6-3 // 175 // Evanston, Ill. // Florida International



REDHAWK BASKETBALL

// 2022-23: Started the first four contests of the season...Averages 5.6 points... Contributed eight points and three rebounds in first career start at South Florida (11/7)...Made a pair of 3-pointers and added three steals in 18 minutes...Posted seven points, six assists and three steals vs. Lyon College (11/12)...Missed the William Woods (11/22) game due to the flu...Scored 12 points at Milwaukee (11/28) for his first double-digit game as a Redhawk...Missed the Purdue Fort Wayne (12/7) game with a concussion...Started each of the last two games.

Smart's Game-by-Game Statistics

2022-23	FG	3P	FT	O/D	REB	F	PTS	A	TO	B	S	M
at South Florida*	3-8	2-3	0-0	1/2	3	5	8	2	2	0	3	18
Lyon College*	2-6	0-3	3-4	0/2	2	2	7	6	4	0	3	27
at Evansville*	1-2	0-0	0-0	0/2	2	5	2	1	0	1	1	21
at Bradley*	3-8	1-2	0-0	0/0	0	4	7	0	3	0	1	24
William Woods	DNP	-	-	-	-	-	-	-	-	-	-	-
vs. Boston	2-3	1-1	0-0	1/1	2	1	5	2	2	0	0	17
vs. UC Davis	1-3	0-1	0-0	0/1	1	4	2	2	3	1	2	15
at Milwaukee	3-6	3-4	3-6	0/2	2	3	12	1	2	1	1	28
at Missouri	0-4	0-1	0-0	1/0	1	5	0	1	3	0	0	14
Purdue Fort Wayne	DNP	-	-	-	-	-	-	-	-	-	-	-
at Arkansas State*	2-5	0-1	1-3	0/3	3	4	5	1	2	0	0	31
at Iowa*	2-8	1-2	3-3	1/2	3	1	8	0	4	1	1	26
Southern Illinois												
at Southern Indiana												
SIU Edwardsville												
at UT Martin												
at Little Rock												
Lindenwood												
at Morehead State												
UT Martin												
Tennessee Tech												
Tennessee State												
at Eastern Illinois												
Little Rock												
at Tennessee Tech												
at Tennessee State												
Morehead State												
Eastern Illinois												
Southern Indiana												
at Lindenwood												
at SIU Edwardsville												
Totals	19-53	8-18	10-16	4/15	19	34	56	16	25	4	13	221

• - Game Started

2022-23 Season/Career-Highs

Points	12	at Milwaukee (11/28/22)
Total Rebounds	3	2x, last at Iowa (12/17/22)
Offensive	1	3x, last at Iowa (12/17/22)
Defensive	3	at Arkansas State (12/14/22)
FG Made	3	3x, last at Milwaukee (11/28/22)
FG Attempted	8	3x, last at Iowa (12/17/22)
3-Point FG Made	3	at Milwaukee (11/28/22)
3-Point FG Attempted	4	at Milwaukee (11/28/22)
FT Made	3	3x, last at Iowa (12/17/22)
FT Attempted	6	at Milwaukee (11/28/22)
Assists	6	vs. Lyon College (11/12/22)
Blocks	1	3x, last at Iowa (12/17/22)
Steals	3	3x, last vs. UC Davis (11/27/22)
Minutes	31	at Arkansas State (12/14/22)

Smart's Career Statistics at Southeast Missouri

Overall																	
Season	G-GS	Min	Avg	FG-FGA	Pct	3FG-3FGA	Pct	FT-FTA	Pct	Off	Def	Tot	Avg	PF	FO	A	TO
2022-23	10-6	221	22.1	19-53	.358	8-18	.444	10-16	.625	4	15	19	1.9	34	3	16	25
Ohio Valley Conference Games Only																	
Season	G-GS	Min	Avg	FG-FGA	Pct	3FG-3FGA	Pct	FT-FTA	Pct	Off	Def	Tot	Avg	PF	FO	A	TO
2022-23																	



2022-23 SOUTHEAST MISSOURI BASKETBALL NOTES

GAME SUMMARIES

Game 1

Southeast Missouri 64 South Florida 61

November 7, 2022 • Yuengling Center • Tampa, Fla.



TAMPA, Fla.

Chris Harris scored 16 points and Phillip Russell added 11 and

buried a huge pull up 3-pointer with 29 seconds left to lead Southeast Missouri to a 64-61 season-opening win over South Florida.

Russell, after making two free throws 37 seconds earlier, knocked down his decisive three after USF pulled to within two to give SEMO a 63-58 lead, its largest of the night.

Ryan Conwell split two free throws and Tyler Harris scored following two missed free throws by Josh Earley to cut the Redhawks lead to 63-61 with four seconds to go.

After Harris split his two free throws for SEMO, Conwell's 3-point-er at the buzzer missed and SEMO celebrated its third-straight season-opening victory. The Redhawks improved to 3-0 in season-opening games under Head Coach Brad Korn and won three-consecutive season-openers away from home for the first time in program history.

The back-and-forth game featured eight ties and 15 lead changes.

Harris made four field goals, a pair of 3-pointers and hit a near-perfect 6-of-7 free throws to lead SEMO. He also had six rebounds and two assists in 38 minutes.

Russell scored eight of his points in the second half.

Game 2

Lyon College 46 Southeast Missouri 83

November 12, 2022 • Show Me Center • Cape Girardeau, Mo.



CAPE

GIRARDEAU, MO.

Southeast Missouri defeated Lyon College in its home opener by a score

of 83-46.

SEMO led by point guard Phillip Russell who dropped in 23 points and had four assists.

The Redhawks opened with an 8-0 lead and utilized a 15-0 run to increase their margin to 32-8 with 3:16 remaining in the opening half.

Russell capped the run with back-to-back triples and a lay-up. He led the Redhawks with 15 points at the break, going 6-for-12 including 3-for-8 from beyond the arc.

The Redhawks would then head to the locker room with a 34-13

advantage.

Kobe Clark grabbed 10 rebounds to go with eight points in the initial 20 minutes. He finished with 16 rebounds, eight points, and led the Redhawks in minutes played with 33.

In the second half, the Redhawks were deadly from three, shooting a 45 percent clip (5-11) compared to just 13 percent in the first half.

SEMO opened the second half with a great defensive play from center Nate Johnson. Johnson blocked the shot of Lyon's Nikola Sasaroga, and on the other end scored the first basket of the second half off a Russell assist, to give SEMO a 23-point advantage.

Southeast Mo. St. 64 • 1-0,0-0 OVC

#	Player	Total		3-Ptr		Rebounds		PF	TP	A	TO	Blk	Stl	Min
		FG	F-GA	FG	F-GA	Off	Def							
24	CLARK, Kobe	4	5	0	0	4	4	8	3	8	3	3	0	30
14	JOHNSON, Nate	1	3	0	0	1	2	1	0	3	0	0	0	20
01	RUSSELL, Phillip	3	11	3	9	1	1	2	4	11	3	2	0	26
03	SMART, Aquan	3	8	2	3	0	1	2	3	5	2	2	0	18
05	HARRIS, Chris	4	16	2	7	6	7	1	5	6	3	16	2	38
04	LARSON, Adam	2	4	2	4	0	1	3	4	2	6	0	1	24
12	GOWINS, Tevin	1	3	1	2	0	0	2	4	3	3	0	0	24
21	EARLEY, Josh	2	6	0	0	5	10	1	7	8	1	9	0	20
Team		0	3	3						2				
Totals		20	56	10	26	14	22	11	28	39	21	64	10	155

FG % 1st Half: 11-30 36.7% 2nd half: 9-26 34.6% Game: 20-56 35.7%
3FG % 1st Half: 5-12 41.7% 2nd half: 5-14 35.7% Game: 10-26 38.5%
FT % 1st Half: 3-6 50.0% 2nd half: 11-16 68.8% Game: 14-22 63.6%

Deadball
Rebounds
3

South Fla. 61 • 0-1,0-0 AAC

#	Player	Total		3-Ptr		Rebounds		PF	TP	A	TO	Blk	Stl	Min
		FG	F-GA	FG	F-GA	Off	Def							
01	Selton Miguel	2	6	0	0	0	4	4	2	4	1	2	0	19
23	Keyshawn Bryant	7	11	3	5	2	3	5	3	19	0	3	1	26
54	Russel Tchewa	1	4	0	0	1	4	2	7	9	1	3	1	27
02	Tyler Harris	4	15	0	8	1	2	0	3	3	3	1	0	20
24	Jamir Chaplin	3	5	0	2	0	0	6	6	1	6	2	0	29
00	Ryan Conwell	2	5	1	4	4	6	1	2	3	2	9	0	21
03	DJ Patrick	0	0	0	0	0	0	0	1	0	1	0	0	10
05	Jake Boggs	0	0	0	0	1	2	0	1	1	0	0	0	3
10	Serrel Smith Jr.	0	0	0	0	0	0	0	1	0	0	0	0	2
11	Trey Moss	1	1	0	0	0	0	0	1	2	0	1	0	8
15	Corey Walker Jr.	2	2	0	0	0	0	0	2	4	1	3	0	12
20	Sam Hines Jr.	2	3	0	0	0	1	2	2	4	1	2	0	13
Team		2	3	5										
Totals		24	52	4	19	9	19	8	30	38	19	61	8	160

FG % 1st Half: 13-28 46.4% 2nd half: 11-24 45.8% Game: 24-52 46.2%
3FG % 1st Half: 1-9 11.1% 2nd half: 3-10 30.0% Game: 4-19 21.1%
FT % 1st Half: 3-7 42.9% 2nd half: 6-12 50.0% Game: 9-19 47.4%

Deadball
Rebounds
2

Officials: Nathan Bemis, Shane Land, Bharat Ramnani
Technical fouls: Southeast Mo. St.-None. South Fla.-None.
Attendance: 4046
2022-23 Men's Basketball. Round: 0. South Fla. vs Southeast Mo. St.. Played at

Score by periods	1st	2nd	Total
Southeast Mo. St.	30	34	64
South Fla.	30	31	61

	In	Off	2nd	Fast	Break	Bench
Points						
SEMO	14	12	14	4	18	
USF	36	11	7	6	20	

Lyon 46 • 0-0,0-0 DIII Ind

#	Player	Total		3-Ptr		Rebounds		PF	TP	A	TO	Blk	Stl	Min
		FG	F-GA	FG	F-GA	Off	Def							
02	Delvonte McCloud	1	4	0	0	0	3	3	2	2	1	3	0	26
12	John Paul Morgan	1	3	0	0	1	2	2	0	3	0	1	0	15
25	Nikola Sasaroga	4	7	1	2	0	2	2	1	9	1	2	0	24
30	Sando Hill	0	3	0	2	0	5	3	0	3	8	0	0	23
24	Trenton Bell	2	9	2	6	0	0	0	2	8	1	1	0	14
00	Davion Henry	0	1	0	1	0	0	0	0	0	0	1	0	4
01	Israel Palmer	2	6	0	1	4	2	0	2	1	8	1	4	25
03	Donovonn Lewis	2	5	2	5	0	0	0	0	6	0	0	0	9
05	Devan Halford	0	0	0	1	1	1	0	0	0	1	0	0	10
10	John Michael Stastny	0	2	0	0	0	2	2	2	0	0	1	0	7
11	Luke Bridges	1	3	0	0	0	0	0	0	2	0	0	1	11
22	Juwaun Clifton	1	4	1	4	5	5	2	1	8	0	0	0	13
33	Isaac Ragland	0	1	0	1	0	0	0	0	0	0	0	0	10
35	Gavin Brunson	0	0	0	0	0	2	2	0	0	0	0	0	9
Team		0	0	0	0					3				
Totals		14	48	6	22	12	15	2	19	21	12	46	7	155

FG % 1st Half: 5-24 20.8% 2nd half: 9-24 37.5% Game: 14-48 29.2%
3FG % 1st Half: 0-8 0.0% 2nd half: 6-14 42.9% Game: 6-22 27.3%
FT % 1st Half: 3-4 75.0% 2nd half: 9-11 81.8% Game: 12-15 80.0%

Deadball
Rebounds
4,2

Southeast Mo. St. 83 • 2-0,0-0 OVC

#	Player	Total		3-Ptr		Rebounds		PF	TP	A	TO	Blk	Stl	Min
		FG	F-GA	FG	F-GA	Off	Def							
24	CLARK, Kobe	4	7	0	1	0	6	10	16	1	8	5	3	33
14	JOHNSON, Nate	4	6	0	0	0	4	2	6	4	8	0	3	12
01	RUSSELL, Phillip	9	18	5	12	0	0	3	1	23	4	2	0	25
03	SMART, Aquan	2	6	0	3	4	0	2	2	7	6	4	0	27
05	HARRIS, Chris	1	8	1	6	4	5	2	4	1	7	1	1	25
04	LARSON, Adam	4	9	0	4	2	3	1	4	4	8	0	0	21
11	EURSHER, Evan	1	7	1	6	0	0	1	1	2	3	1	2	20
12	GOWINS, Tevin	1	1	1	1	0	0	0	0	1	3	0	2	9
15	MITCHELL, Josh	0	0	0	0	0	0	0	0	0	0	1	0	2
21	EARLEY, Josh	5	7	0	0	1	4	5	7	12	0	11	0	16
35	HANBACK, Mason	2	2	0	0	1	1	0	1	1	5	0	1	10
Team		0	0	0	0									
Totals		33	71	8	33	9	16	20	29	49	17	83	17	190

FG % 1st Half: 14-40 35.0% 2nd half: 19-31 61.3% Game: 33-71 46.5%
3FG % 1st Half: 3-22 13.6% 2nd half: 5-11 45.5% Game: 8-33 24.2%
FT % 1st Half: 3-4 75.0% 2nd half: 6-12 50.0% Game: 9-16 56.3%

Deadball
Rebounds
4,2

Officials: Tyer Kumpf, Andrew Walton, Alex Manuel
Technical fouls: Lyon-None. Southeast Mo. St.-None.
Attendance: 683
2022-23 Men's Basketball. Round: 0. Southeast Mo. St. vs Lyon. Played at Show

Score by periods	1st	2nd	Total
Lyon	13	33	46
Southeast Mo. St.	34	49	83

	In	Off	2nd	Fast	Break	Bench
Points						
LU	14	16	3	8	24	
SEMO	48	30	22	18	30	



Game 3

Southeast Missouri 67 Evansville 61

November 16, 2022 • Ford Center • Evansville, Ind.



EVANSVILLE, Ind.

Chris Harris scored 14 points to lead four players in double figures as Southeast Missouri

beat Evansville, 67-61, at the Ford Center.

SEMO won its third-straight game and is undefeated through its first three games of a season for the first time since 1999-2000.

Ahead, 11-9, SEMO went on a 15-3 run to get a double-digit lead.

Adam Larson found Josh Earley for a layup and Harris drove the lane for a layup before Phillip Russell drained a 3-pointer for a quick seven-point swing to ignite the surge. Nate Johnson's basket stretched

SEMO's lead to 26-12 with 6:07 remaining in the first half.

Tevin Gowins' 3-pointer gave the Redhawks their largest lead of the half at 32-17 with a little under three minutes to go before SEMO led, 36-23, at the intermission.

Earley led all SEMO scorers with 11 points in the first half. UE shot just 26.1 percent (6-of-23) from the field and had more free throws (11) than it did field goals made in the game's opening 20 minutes.

The Redhawks withstood an early second-half run by the Purple Aces and finished strong down the stretch to pull away.

Game 4

Southeast Missouri 60 Bradley 73

November 19, 2022 • Carver Arena • Peoria, Ill.



PEORIA, Ill.

Chris Harris, Phillip Russell and Kobe Clark all scored double figures as Southeast Missouri

fell to its first loss of season, 73-60, at Missouri Valley Conference member Bradley.

Harris scored 14 points, Russell added 13 and Clark followed with 10 for the Redhawks.

SEMO put together a strong first half shooting 53.8 percent (14-of-26) from the field but cooled off to shoot only 20 percent (6-of-30) in the game's final 20 minutes.

Tied, 18-18, the Redhawks went on a 9-2 run to take their largest lead of the game. Aquan Smart ignited the surge that ended with a

3-pointer by Harris that put SEMO ahead, 27-20, with 9:33 remaining in the first half.

BU managed to take a one-point lead at the 2:04 mark and later led, 42-36, at the half.

After the Braves stretched their lead to double figures, SEMO continued to chip away and got within four on a pair of Russell free throws. Russell's makes made it a 60-56 contest with 6:16 to go and that was as close as the Redhawks would get.

BU regained a double-digit advantage and did not let its lead dip below 10 for the final 2:42.

Southeast Mo. St. 67 • 3-0,0-0 OVC

#	Player	Total		3-Ptr		Rebounds		PF	TP	A	TO	Blk	Stl	Min
		FG	FGA	FG	FGA	FT	FTA							
24	CLARK, Kobe	r	4-9	1-2	4-4	2	4	6	3	13	1	0	0	31
14	JOHNSON, Nate	c	2-4	0-1	0-0	1	3	4	5	4	0	0	0	16
01	RUSSELL, Phillip	g	3-11	1-6	4-4	0	6	6	3	11	2	6	0	28
03	SMART, Aquan	g	1-2	0-0	0-0	0	2	2	5	2	1	0	1	21
05	HARRIS, Chris	g	5-11	2-4	2-2	1	5	6	2	14	3	6	0	33
04	LARSON, Adam	g	2-5	1-4	2-2	0	3	3	3	7	1	0	0	24
11	EURSHER, Evan	g	0-0	0-0	0-0	0	0	0	0	0	0	0	0	5
12	GOWINS, Tevin	g	1-1	1-1	0-0	0	1	1	2	3	0	0	0	20
21	EARLEY, Josh	g	5-12	0-0	3-4	0	4	4	1	13	0	0	0	22
Team						3	3	6						
Totals			23-55	6-18	15-16	7	31	38	24	67	8	14	1	200

FG % 1st Half: 15-32 46.9% 2nd half: 8-23 34.8% Game: 23-55 41.8% Deadball Rebounds 0,1
3FG % 1st Half: 3-11 27.3% 2nd half: 3-7 42.9% Game: 6-18 33.3%
FT % 1st Half: 3-4 75.0% 2nd half: 12-12 100.0% Game: 15-16 93.8%

Evansville 61 • 1-2,0-0 MVC

#	Player	Total		3-Ptr		Rebounds		PF	TP	A	TO	Blk	Stl	Min
		FG	FGA	FG	FGA	FT	FTA							
10	Yacine Toumi	r	5-10	0-1	3-7	4	3	7	2	13	1	1	0	31
22	Sekou Kalle	r	2-5	0-0	2-4	6	6	12	4	6	0	2	1	29
00	Gage Bobe	g	2-9	0-5	1-2	1	2	3	0	5	0	1	0	23
04	Marvin Coleman	g	1-8	0-2	4-6	2	10	12	4	6	2	2	0	37
20	Kenny Strawbridge	g	7-17	1-5	7-10	1	1	2	4	22	0	3	0	29
01	Antoine Smith Jr.	g	1-5	0-4	0-0	1	0	1	2	2	0	1	1	18
13	Blaise Beauchamp	g	2-8	2-5	0-0	0	1	1	1	6	0	0	0	21
21	Gabe Spinelli	g	0-0	0-0	1-2	0	0	0	0	1	1	1	0	6
24	Preston Phillips	g	0-0	0-0	0-0	1	0	1	2	0	0	1	0	6
Team						2	3	5						
Totals			20-62	3-22	18-31	18	26	44	19	61	4	12	2	200

FG % 1st Half: 6-23 26.1% 2nd half: 14-39 35.9% Game: 20-62 32.3% Deadball Rebounds 5
3FG % 1st Half: 0-7 0.0% 2nd half: 3-15 20.0% Game: 3-22 13.6%
FT % 1st Half: 11-18 61.1% 2nd half: 7-13 53.8% Game: 18-31 58.1%

Officials: Amy Bonner, Bret Smith, Gary Maxwell
Technical fouls: Southeast Mo. St.-RUSSELL, Phillip; HARRIS, Chris.

Evansville-None.

Attendance: 3756

2022-23 Men's Basketball. Round: 0. Evansville vs Southeast Mo. St.. Played at

Score by periods	1st	2nd	Total
Southeast Mo. St.	36	31	67
Evansville	23	38	61

	In Paint	Off T/O	2nd Chance	Fast Break	Bench
Points SEMO	24	10	8	15	23
Evans	34	11	15	16	9

Southeast Mo. St. 60 • 3-1,0-0 OVC

#	Player	Total		3-Ptr		Rebounds		PF	TP	A	TO	Blk	Stl	Min
		FG	FGA	FG	FGA	FT	FTA							
24	CLARK, Kobe	r	4-9	2-4	0-0	2	7	9	4	10	2	0	1	38
14	JOHNSON, Nate	c	1-2	0-0	0-2	0	0	0	2	2	0	1	0	12
01	RUSSELL, Phillip	g	3-9	1-4	6-6	2	1	3	5	13	7	3	0	31
03	SMART, Aquan	g	3-8	1-2	0-0	0	0	0	4	7	0	3	0	24
05	HARRIS, Chris	g	4-15	3-8	3-4	0	5	5	1	14	2	1	0	38
04	LARSON, Adam	g	2-5	1-3	0-0	0	3	3	4	5	0	0	0	24
12	GOWINS, Tevin	g	0-0	0-0	0-0	0	0	0	1	0	0	0	0	8
15	MITCHELL, Josh	g	0-0	0-0	1-2	0	0	0	0	1	0	1	0	1
21	EARLEY, Josh	g	3-8	0-0	2-2	2	4	6	0	8	0	0	0	24
Team						4	1	5						
Totals			20-56	8-21	12-16	10	21	31	21	60	11	11	1	200

FG % 1st Half: 14-26 53.8% 2nd half: 6-30 20.0% Game: 20-56 35.7% Deadball Rebounds 2
3FG % 1st Half: 7-11 63.6% 2nd half: 1-10 10.0% Game: 8-21 38.1%
FT % 1st Half: 1-2 50.0% 2nd half: 11-14 78.6% Game: 12-16 75.0%

Bradley 73 • 3-1,0-0 MVC

#	Player	Total		3-Ptr		Rebounds		PF	TP	A	TO	Blk	Stl	Min
		FG	FGA	FG	FGA	FT	FTA							
14	Malevy Leons	r	5-8	3-5	2-2	3	6	9	2	15	1	5	4	0
22	Ja'Shon Henry	r	4-8	0-0	3-10	3	3	6	3	11	0	1	0	25
35	Darius Hannah	r	3-5	0-0	0-0	2	2	4	2	6	0	3	0	28
21	Duke Deen	g	4-8	2-5	2-3	1	5	6	2	12	5	1	0	31
23	Ville Tahvanainen	g	7-16	1-9	0-0	1	3	4	2	15	1	3	0	33
01	James "Pop" Weathers	g	2-4	0-2	6-7	1	2	3	1	10	0	1	0	23
05	Christian Davis	g	1-2	0-1	0-0	0	1	1	1	2	0	0	0	11
34	Connor Linke	g	1-3	0-0	0-0	0	2	2	4	2	1	0	0	12
Team						0	4	4						
Totals			27-54	6-22	13-22	11	28	39	17	73	11	13	10	200

FG % 1st Half: 17-30 56.7% 2nd half: 10-24 41.7% Game: 27-54 50.0% Deadball Rebounds 4
3FG % 1st Half: 5-13 38.5% 2nd half: 1-9 11.1% Game: 6-22 27.3%
FT % 1st Half: 3-7 42.9% 2nd half: 10-15 66.7% Game: 13-22 59.1%

Officials: Steve Honacki, Roland Simmons, Gene Grimshaw
Technical fouls: Southeast Mo. St.-RUSSELL, Phillip; Bradley-None.

Attendance: 4826

2022-23 Men's Basketball. Round: 0. Bradley vs Southeast Mo. St.. Played at Ca

Score by periods	1st	2nd	Total
Southeast Mo. St.	36	24	60
Bradley	42	31	73

	In Paint	Off T/O	2nd Chance	Fast Break	Bench
Points SEMO	14	11	8	3	14
BRAD	40	12	14	15	14



2022-23 SOUTHEAST MISSOURI BASKETBALL NOTES

GAME SUMMARIES

**Game
5**

William Woods 49 Southeast Missouri 87

November 22, 2022 • Show Me Center • Cape Girardeau, Mo.



CAPE GIRARDEAU, Mo.

Josh Mitchell had a double-double 14 points and 10 rebounds and

Southeast Missouri established a new season-high in points during an 87-49 win over William Woods.

SEMO led from start to finish in a dominating effort en route to picking up its second home win of the season. The Redhawk scored over 80 points for the second time this year.

Ahead, 8-4, the Redhawks put together a 16-2 run to stretch its lead to 18. Adam Larson, in his first career start, had three points, while four others including Mitchell, Kobe Clark, Tevin Gowins and Chris

Harris also scored. Harris buried a 3-pointer to end the surge giving SEMO a 24-6 advantage with 11:02 left to play in the first half.

SEMO continued its balanced scoring and pushed its lead over 20 on a Clark layup. Nate Johnson's two free throws later gave the Redhawks a commanding 49-21 lead at the half.

SEMO kept pouring it on in the second half and built its largest lead to 38 on a Tevin Gowins layup with 30 second remaining.

Mitchell shot 6-of-8 from the field and 2-of-4 at the free throw line. He also had four dunks in his first double-double at SEMO.

**Game
6**

Boston 52 Southeast Missouri 63

November 26, 2022 • Klotsche Center • Milwaukee, Wis.



MILWAUKEE, Wis.

Phillip Russell scored a game-high 21 points to lead Southeast Missouri to a 63-52 win over

Boston University in the opening game of the Cream City Classic.

SEMO, which did not have a field goal in the final 3:54 of the contest, made seven free throws in the last 1:08 to seal the victory.

After Jonas Harper's layup narrowed the Redhawks lead to 56-52, Chris Harris hit two free throws at the 1:08 mark to make it a two-possession game.

BU missed a 3-pointer on its ensuing possession and Russell was then fouled. He went to the line and knocked down both of his free

throws to push SEMO's lead to 60-52 with 42 seconds on the clock.

Harris split two free throws before Dylan Branson followed with a pair of free throws of his own to put the Redhawks fifth victory on ice.

Russell shot 6-of-15 from the field, made four 3-pointers and hit a near-perfect 5-of-5 free throws en route to the eighth 20-point game of his career. He also dished out six assists.

Harris followed with 12 points and added five free throws and seven rebounds, while Kobe Clark led the Redhawks with 12 boards, his third double-digit rebound game of 2022-23.

SEMO outrebounded BU, 43-32, and held a +5 advantage (16-11) at the charity stripe.

William Woods 49 • 0-2

#	Player	Total		3-Ptr	FT-FTA	Rebounds			PF	TP	A	TO	Blk	Stl	Min
		FG	FGA			Off	Def	Tot							
00	Vyson Miller	1	6	0	0	0	3	3	4	2	6	1	0	3	24
04	Abdullah Diaby	2	2	0	0	1	4	5	3	4	0	1	0	0	13
10	Jared Crutcher	4	12	0	1	1	3	4	3	9	1	1	3	1	31
11	Dylan Pitt	1	6	1	5	0	2	2	2	3	3	2	0	0	30
25	Kevin Yang	3	11	0	1	1	2	3	1	7	0	3	0	0	25
05	Clayton Ebers	0	3	0	0	0	1	1	1	0	0	2	0	0	17
21	William Gibson	4	5	1	2	0	1	1	2	11	0	0	1	0	24
32	Tahki Chievoux	5	12	3	6	0	1	0	2	13	1	5	0	2	29
32	Mahmadou Ngoucheme	0	0	0	0	0	0	0	2	0	0	0	0	0	6
33	Karter Koenig	0	0	0	0	0	0	0	0	0	0	0	0	0	1
	Team	0	0	0	0	0	0	0			2				
	Totals	20	57	5	22	4	16	20	20	49	11	17	4	6	200

FG % 1st Half: 8-33 24.2% 2nd half: 12-24 50.0% Game: 20-57 35.1%
3FG % 1st Half: 4-16 25.0% 2nd half: 1-6 16.7% Game: 5-22 22.7%
FT % 1st Half: 1-4 25.0% 2nd half: 3-6 50.0% Game: 4-10 40.0%

Deadball
Rebounds
7,3

Southeast Mo. St. 87 • 4-1,0-0 OVC

#	Player	Total		3-Ptr	Rebounds					PF	TP	A	TO	Blk	Stl	Min
		FG-FA	FG-FGA	FT-FTA	Off	Def	Tot									
04	LARSON, Adam	f	3-5	1-2	5-7	1	2	3	1	12	0	0	1	0	20	
24	CLARK, Kobe	f	4-12	0-3	1-2	6	8	14	0	9	0	1	1	1	28	
14	JOHNSON, Nate	c	5-9	0-0	3-3	3	4	7	2	13	1	2	0	0	18	
01	RUSSELL, Phillip	c	3-6	1-4	4-4	1	2	3	0	11	8	4	0	0	30	
05	HARRIS, Chris	g	2-9	1-6	3-5	0	2	2	0	8	3	1	0	1	27	
11	EURSHER, Evan		2-3	0-1	2-2	0	2	2	1	6	0	1	0	2	15	
12	GOWINS, Tevin		3-6	1-1	0-0	1	0	1	2	7	2	1	0	2	21	
15	MITCHELL, Josh		6-8	0-0	2-4	5	5	10	1	14	2	0	1	0	22	
33	BRANSON, Dylan		3-6	1-3	0-0	1	6	7	3	7	4	1	1	0	19	
	Team					0	0	0								
	Totals		31-64	5-20	20-27	18	31	49	10	87	20	11	4	6	200	

FG % 1st Half: 16-34 47.1% 2nd half: 15-30 50.0% Game: 31-64 48.4%
3FG % 1st Half: 4-13 30.8% 2nd half: 1-7 14.3% Game: 5-20 25.0%
FT % 1st Half: 13-16 81.3% 2nd half: 7-11 63.6% Game: 20-27 74.1%

Deadball
Rebounds
3,1

Officials: Chance Wallesen, Tariq Lucas, Shane Staggs
Technical fouls: William Woods-None. Southeast Mo. St.-BRANSON, Dylan.
Attendance: 784
2022-23 Men's Basketball. Round: 0. Southeast Mo. St. vs William Woods. Played

Score by periods	1st	2nd	Total
William Woods	21	28	49
Southeast Mo. St.	49	38	87

	In	Off	2nd	Fast	Bench
Points	Paint	T/O	Chance	Break	
WW	28	16	5	8	24
SEMO	52	20	23	11	34

Boston U. 52 • 4-2,0-0 Patriot

#	Player	Total		3-Ptr	Rebounds					PF	TP	A	TO	Blk	Stl	Min
		FG-FGA	FG-FGA		FT-FTA	Off	Def	Tot								
05	Walter Whyte	f	1-15	0-8	0-0	3	3	6	1	2	1	2	1	1	1	33
25	Nevin Zink	f	3-6	0-0	4-4	2	5	7	3	10	2	1	0	0	0	23
35	Fletcher Tynen		2-6	1-3	0-0	0	6	6	2	5	2	1	0	0	0	31
00	Ethan Brittain-Watts	g	2-6	2-4	2-2	0	2	2	3	8	1	1	0	0	0	24
15	Jonas Harper	g	6-10	1-4	2-2	0	1	1	3	15	2	0	0	0	1	31
02	Caelan Jones		0-2	0-1	0-0	0	0	0	0	0	0	0	0	0	0	2
04	Malcolm Chimezie		1-1	0-0	1-2	0	1	1	0	3	1	0	0	0	1	13
13	Daman Tate		1-3	1-1	0-0	1	0	1	4	3	0	1	0	0	1	11
22	Anthony Morales		1-3	0-2	0-0	0	2	2	3	2	0	1	0	1	1	12
24	Miles Brewster		1-3	0-1	0-0	0	1	1	0	2	2	0	1	1	1	16
41	Otto Landrum		0-2	0-0	2-2	0	0	0	0	2	0	0	1	0	1	4
	Team					1	4	5				1				

FG % 1st Half: 6-28 21.4% 2nd half: 12-29 41.4% Game: 18-57 31.6%
3FG % 1st Half: 2-12 16.7% 2nd half: 3-12 25.0% Game: 5-23 21.7%
FT % 1st Half: 4-4 100.0% 2nd half: 7-8 87.5% Game: 11-12 91.7%

Deadball
Rebounds
1

Southeast Mo. St. 63 • 5-1,0-0 OVC

#	Player		Total		3-Ptr		Rebounds					PF	TP	A	TO	Blk	Stl	Min
			FG-FGA	FG-FGA	FT-FTA	Off	Def	Tot										
24	CLARK, Kobe	f	0-2	0-1	0-0	3	9	12	4	0	2	3	5	2	27			
14	JOHNSON, Nate	c	3-7	0-0	1-2	2	3	5	3	7	0	0	0	0	28			
01	RUSSELL, Phillip		6-15	4-9	5-6	0	6	6	3	21	3	0	0	0	27			
05	HARRIS, Chris		3-12	1-4	5-7	1	6	7	1	12	2	4	1	0	30			
33	BRANSON, Dylan	g	2-5	1-3	2-2	1	2	3	2	7	3	2	0	0	25			
00	BARNES, Israel		1-6	1-3	3-4	1	3	4	1	6	0	0	0	0	27			
03	SMART, Aquan		2-3	1-1	0-0	1	1	2	1	5	2	2	0	0	17			
04	LARSON, Adam		1-2	1-2	0-0	0	0	0	0	3	0	1	0	0	8			
15	MITCHELL, Josh		1-1	0-0	0-0	0	0	0	1	2	0	0	0	0	11			
	Team					2	2	4										
Totals			19-53	9-23	16-21	11	32	43	16	63	12	12	6	2	200			

FG % 1st Half: 10-29 34.5% 2nd half: 9-24 37.5% Game: 19-53 35.8%
3FG % 1st Half: 5-13 38.5% 2nd half: 4-10 40.0% Game: 9-23 39.1%
FT % 1st Half: 3-4 75.0% 2nd half: 13-17 76.5% Game: 16-21 76.2%

Deadball
Rebounds
3

Officials: Jason Mirabito, Bryant Berry, Bobby Dow
Technical fouls: Boston U.-None. Southeast Mo. St.-None.
Attendance: 784
2022-23 Men's Basketball. Round: 0. Boston U. vs Southeast Mo. St.. Played at

Score by periods	1st	2nd	Total
Boston U.	18	34	52
Southeast Mo. St.	28	35	63

	In	Off	2nd	Fast	Bench
Points	Paint	T/O	Chance	Break	
BU	24	14	8	13	12
SEMO	14	14	15	5	16



Game 7

Southeast Missouri 71 UC Davis 73

November 27, 2022 • Klotsche Center • Milwaukee, Wis.



MILWAUKEE, Wis.

Southeast Missouri put together a ferocious comeback in

the final four-and-a-half minutes but came up short in a close 73-71 loss to UC Davis at the Cream City Classic.

Down, 64-54, with 4:25 to go, SEMO pulled to within a point (71-70) on a pair of free throws by Chris Harris with four seconds remaining.

UC Davis stretched its lead to 73-70 on two free throws by Elijah Pepper before Harris was fouled from behind the 3-point arc with one second on the clock.

Harris, needing to make all three free throws to tie the game, made

one of his three attempts and the Aggies escaped.

SEMO wiped out a double-digit deficit in the last 6:28 of the first half.

Phillip Russell and Harris led SEMO with 16 points each, while Dylan Branson followed with 12 and Adam Larson pitched in 11. Branson finished with eight rebounds, as well.

The Redhawks scored 21 points off 23 UC Davis turnovers and shot 40.7 percent (24-of-59) from the field. SEMO made 11-of-13 free throws in the second half with its only two misses coming in the final second.

Game 8

Southeast Missouri 68 Milwaukee 84

November 28, 2022 • Klotsche Center • Milwaukee, Wis.



MILWAUKEE, Wis.

Israel Barnes scored 22 points as Southeast Missouri

dropped its final game of the Cream City Classic, 84-68, to tournament host Milwaukee.

MKE won the four-team event with a 3-0 record.

Barnes gave SEMO a nice boost off the bench, particularly in the first half. He entered the game and scored 11-straight points to grab the Redhawks an 18-13 lead with 10:27 left.

However, SEMO fell into a big hole right after that when the Panthers answered with 18-consecutive points and a 21-1 run to take

a 34-19 advantage. The Redhawks lone point during that time was a free throw by Josh Mitchell which snapped his team's 4:53 scoreless drought.

Barnes scored 13 points, including nine from 3-point range, in the first half alone.

SEMO managed to cut MKE's lead to 68-60 on a pair of free throws by Barnes with 5:53 to go, but that was as close as the Redhawks could get.

Barnes shot 7-of-14 from the field, 4-of-8 from downtown and a perfect 4-of-4 at the free throw line in 21 minutes of action. It was the first time he scored double figures in his career.

Southeast Mo. St. 71 • 5-2,0-0 OVC

#	Player		Total			3-Ptr			Rebounds			PF	TP	A	TO	Blk	Stl	Min
			FG-FGA	FG-FGA	FT-FTA	Off	Def	Tot										
24	CLARK, Kobe	f	3-10	2-3	0-0	1	2	3	4	8	2	2	1	2	31			
14	JOHNSON, Nate	c	2-3	0-0	0-0	4	3	7	2	4	0	2	1	0	20			
01	RUSSELL, Phillip	g	5-14	1-5	5-5	0	0	0	5	16	4	3	0	2	35			
05	HARRIS, Chris	g	4-11	1-3	7-10	1	6	7	1	16	3	5	0	3	30			
33	BRANSON, Dylan	g	4-8	0-2	4-4	0	8	8	3	12	1	1	1	1	27			
00	BARNES, Israel		1-4	0-1	0-0	0	0	0	0	2	2	1	0	2	18			
03	SMART, Aquan		1-3	0-1	0-0	0	1	1	4	2	2	3	1	3	15			
04	LARSON, Adam		4-6	3-4	0-2	0	3	3	2	11	0	0	1	0	18			
15	MITCHELL, Josh		0-0	0-0	0-0	0	1	1	0	0	0	0	0	1	6			
	Team					0	2	2										
Totals			24-59	7-19	16-21	6	26	32	21	71	14	17	5	14	200			

FG % 1st Half: 12-30 40.0% 2nd half: 12-29 41.4% Game: 24-59 40.7%
3FG % 1st Half: 3-10 30.0% 2nd half: 4-9 44.4% Game: 7-19 36.8%
FT % 1st Half: 5-8 62.5% 2nd half: 11-13 84.6% Game: 16-21 76.2%

Deadball
Rebounds
3

UC Davis 73 • 5-2,0-0 Big West

#	Player		Total	3-Ptr	Rebounds					PF	TP	A	TO	Blk	Stl	Min
			FG-FGA	FG-FGA	FT-FTA	Off	Def	Tot								
04	Christian Anigwe	f	1-2	0-0	1-2	0	3	3	5	3	3	1	0	0	0	12
02	Ty Johnson	g	3-6	0-1	0-5	1	7	8	3	6	4	3	0	0	0	25
05	Robby Beasley	g	3-9	1-3	1-2	0	4	4	3	8	2	2	0	0	0	30
24	Ade Adebayo	g	5-6	0-0	3-6	2	1	3	4	13	1	0	0	0	2	28
40	Elijah Pepper	g	10-20	4-8	6-7	1	4	5	1	30	2	5	1	2	3	34
00	Kane Milling		3-8	3-8	0-0	0	1	1	2	9	0	3	0	0	0	24
10	Leo DeBruhl		0-2	0-0	0-1	0	1	1	2	0	1	1	0	0	0	14
20	Niko Rocak		1-2	0-0	0-0	1	7	8	1	2	0	1	1	0	0	16
22	Sione Lose		1-2	0-1	0-1	4	2	6	2	2	0	3	0	2	1	17
	Team					3	0	3								
Totals			27-57	8-21	11-24	12	30	42	23	73	13	21	2	6	2	200

FG % 1st Half: 11-27 40.7% 2nd half: 16-30 53.3% Game: 27-57 47.4%
3FG % 1st Half: 5-12 41.7% 2nd half: 3-9 33.3% Game: 8-21 38.1%
FT % 1st Half: 5-10 50.0% 2nd half: 6-14 42.9% Game: 11-24 45.8%

Deadball
Rebounds
5,1

Officials: David Gawrish, Jeff Lewis, Peter Juzenas

Technical fouls: Southeast Mo. St.-RUSSELL, Phillip; SMART, Aquan; HARRIS, Chris. UC Davis-None.

Attendance:

2022-23 Men's Basketball. Round: 0. Southeast Mo. St. vs UC Davis. Played at U

Score by periods	1st	2nd	Total
Southeast Mo. St.	32	39	71
UC Davis	32	41	73

Points	In	Off	2nd	Fast	Bench
SEMO	32	17	2	22	15
UCD	34	15	11	16	13

Southeast Mo. St. 68 • 5-3,0-0 OVC

#	Player		Total	3-Ptr	Rebounds					PF	TP	A	TO	Blk	Stl	Min
			FG-FGA	FG-FGA	FT-FTA	Off	Def	Tot								
24	CLARK, Kobe	f	1-6	0-3	2-2	3	5	8	4	4	8	1	2	5	36	
14	JOHNSON, Nate	c	0-3	0-0	0-0	0	1	1	2	0	0	1	1	0	8	
01	RUSSELL, Phillip	g	5-9	1-5	0-2	0	2	2	4	11	3	4	0	1	28	
05	HARRIS, Chris		1-11	1-7	3-3	0	1	1	1	6	3	2	0	0	29	
33	BRANSON, Dylan	g	0-2	0-2	0-0	0	1	1	1	0	0	3	0	0	12	
00	BARNES, Israel		7-14	4-8	4-4	2	3	5	5	22	0	1	0	0	22	
03	SMART, Aquan		3-6	3-4	3-6	0	2	2	3	12	1	2	1	1	28	
04	LARSON, Adam		3-6	1-4	0-0	0	1	1	1	7	0	0	0	0	14	
12	GOWINS, Tevin		0-1	0-1	0-0	1	1	2	0	0	0	1	0	1	5	
15	MITCHELL, Josh		2-4	0-0	2-4	0	2	2	4	6	0	0	2	1	18	
	Team					3	0	3				1				

FG % 1st Half: 11-30 36.7% 2nd half: 11-32 34.4% Game: 22-62 35.5%
3FG % 1st Half: 6-16 37.5% 2nd half: 4-18 22.2% Game: 10-34 29.4%
FT % 1st Half: 3-6 50.0% 2nd half: 11-15 73.3% Game: 14-21 66.7%

Deadball
Rebounds
5

Milwaukee 84 • 5-3,0-0 Horizon

#	Player		Total	3-Ptr	Rebounds			PF	TP	A	TO	Blk	Stl	Min	
			FG-FGA	FG-FGA	FT-FTA	Off	Def								Tot
23	Ahmad Rand	f	4-6	0-0	0-0	2	4	6	2	8	0	0	4	1	24
01	Markeith Browning II	g	3-4	1-1	5-6	0	5	5	3	12	1	7	2	1	28
10	BJ Freeman		8-18	2-9	5-7	1	7	8	3	23	3	3	0	1	32
12	Kentrell Pullian		3-8	0-1	0-0	1	1	2	4	6	2	1	0	2	24
25	Justin Thomas	g	4-7	2-2	9-11	3	10	13	2	19	4	3	0	3	31
00	Brian Taylor		0-0	0-0	0-0	0	0	0	0	0	0	0	0	0	1
02	Elijah Jamison		3-3	1-1	4-5	0	1	2	11	0	1	0	0	0	17
05	Angelo Stuart		0-1	0-0	0-0	0	0	0	1	0	1	1	0	0	15
11	Vin Baker Jr.		0-0	0-0	0-0	0	0	0	1	0	0	2	0	0	3
20	Vincent Miszkiewicz		0-0	0-0	0-0	0	0	0	0	0	0	0	0	0	1
24	Jalen Johnson		1-3	0-0	1-2	1	2	3	1	3	2	1	1	0	9
33	Moses Bol		0-0	0-0	0-0	0	1	1	3	0	0	2	1	0	4
35	Keon Edwards		0-1	0-1	2-2	0	1	1	0	2	2	0	0	1	11
	Team					3	1	4				1			
	Totals		26-51	6-15	26-33	11	33	44	22	84	15	22	8	9	200

FG % 1st Half: 17-27 63.0% 2nd half: 9-24 37.5% Game: 26-51 51.0%
3FG % 1st Half: 5-11 45.5% 2nd half: 1-4 25.0% Game: 6-15 40.0%
FT % 1st Half: 7-12 58.3% 2nd half: 19-21 90.5% Game: 26-33 78.8%

Deadball
Rebounds
2

Officials: James Curran, Tony Bache Meeks, Edwin Young

Technical fouls: Southeast Mo. St.-RUSSELL, Phillip. Milwaukee-Markeith

Browning II.

Attendance: 1183

2022-23 Men's Basketball. Round: 0. Milwaukee vs Southeast Mo. St.. Played at

Score by periods	1st	2nd	Total
Southeast Mo. St.	31	37	68
Milwaukee	46	38	84

Points	In	Off	2nd	Fast	Bench
SEMO	18	17	9	9	47
MKE	40	20	4	24	16



2022-23 SOUTHEAST MISSOURI BASKETBALL NOTES

GAME SUMMARIES

Game
9

Southeast Missouri 89 Missouri 96

December 4, 2022 • Mizzou Arena • Columbia, Mo.



COLUMBIA, Mo.

Phillip Russell scored a game and season-high 26 points and

Israel Barnes added 21 points as Southeast Missouri gave Missouri all it could handle in a 96-89 loss at Mizzou Arena.

The Redhawks were down 19 (82-63) with 8:33 left to play, but never let up.

SEMO outscored Mizzou, 24-11, over the next seven-and-a-half minutes to get within six. Israel Barnes made a pair of 3-pointers with his second narrowing the Tigers lead to 93-87 at the 1:08 mark.

Russell's jump shot trimmed Mizzou's lead to six again (95-89) with 39 seconds on the clock and that

was as close as the Redhawks could get.

SEMO trailed, 34-20, with just under seven minutes to play in the first half before going on a 20-5 run to take the lead.

Kobe Clark's 3-pointer made it a one-possession game and Josh Earley scored to get SEMO within one. Russell then stole the ball and made a fast break layup to put the Redhawks ahead, 40-39, with 2:08 to play.

Mizzou answered by scoring the final 11 points to grab a 50-40 halftime lead.

Russell, one of three Redhawks in double figures, shot 10-of-17 from the field and 5-of-9 from 3-point land.

Game
10

Purdue Fort Wayne 89 Southeast Missouri 68

December 7, 2022 • Show Me Center • Cape Girardeau, Mo.



CAPE GIRARDEAU, Mo.

Phillip Russell scored 25 points and Israel Barnes added 23, but it wasn't

enough as Purdue Fort Wayne defeated Southeast Missouri, 86-66, at the Show Me Center.

SEMO started strong out of the gate scoring the first nine points of the contest.

Russell got the Redhawks going with back-to-back jumpers and Ohio Valley Conference Player and Newcomer of the Week Barnes followed with five points, including a 3-pointer to put the Redhawks ahead, 9-0, less than three minutes in.

After Russell's two free throws gave SEMO a 25-24 edge with 6:01 remaining, PFW countered with a 12-2 run to build a double-digit lead.

Quinton Morton-Robertson and Jarred Godfrey each knocked down a 3-pointer with Godfrey's make putting the Mastodons ahead, 37-26, at the 2:20 mark.

Godfrey went to the free throw line and made two shots to give PFW a 41-29 lead at the half.

It was a two-possession game in the second half when PFW went on a 12-0 run to stretch its margin to 54-38.

PFW didn't let its lead drop below 17 points the rest of the way.

Southeast Mo. St. 89 • 5-4,0-0 OVC

#	Player	Total		3-Ptr	FT-FTA	Rebounds			PF	TP	A	TO	Blk	Stl	Min
		FG	FGA			Off	Def	Tot							
24	CLARK, Kobe	3	8	2	4	1	6	7	4	8	3	2	1	1	32
14	JOHNSON, Nate	3	5	0	0	2	2	4	2	6	1	1	1	1	14
00	BARNES, Israel	7	12	3	6	2	1	3	1	21	2	4	0	0	31
01	RUSSELL, Phillip	10	17	5	9	1	2	3	3	26	7	2	0	2	37
05	HARRIS, Chris	3	6	2	4	0	0	2	0	8	0	3	0	0	19
03	SMART, Aquan	0	4	0	1	1	0	1	5	0	1	3	0	0	14
04	LARSON, Adam	1	2	1	2	0	0	0	1	3	0	0	0	0	11
21	EARLEY, Josh	7	9	0	0	1	3	4	2	15	0	2	0	0	25
33	BRANSON, Dylan	0	0	0	2	4	0	1	1	2	2	1	1	1	17
	Team					0	5	5							
	Totals	34	63	13	26	8	22	30	19	89	16	18	3	5	200

FG % 1st Half: 16-36 44.4% 2nd half: 18-27 66.7% Game: 34-63 54.0%
3FG % 1st Half: 8-16 50.0% 2nd half: 5-10 50.0% Game: 13-26 50.0%
FT % 1st Half: 0-0 0.0% 2nd half: 8-15 53.3% Game: 8-15 53.3%

Deadball
Rebounds
7

Missouri 96 • 9-0,0-0 SEC

#	Player	Total		3-Ptr	FT-FTA	Rebounds			PF	TP	A	TO	Blk	Stl	Min
		FG	FGA			Off	Def	Tot							
24	Kobe Brown	9	12	2	3	3	5	8	3	25	4	3	0	3	34
35	Noah Carter	3	7	2	5	1	3	4	3	9	1	3	1	0	18
04	DeAndre Gholston	1	3	1	2	0	4	4	1	7	0	2	0	0	19
05	D'Moi Hodge	5	10	3	7	2	2	0	1	3	15	2	0	0	26
10	Nick Honor	4	8	3	6	0	0	0	1	11	2	2	0	4	35
02	Tre Gomillion	2	3	0	1	0	1	3	4	2	4	1	2	0	27
11	Isiah Mosley	0	2	0	1	0	0	2	0	0	0	1	0	0	6
13	Ronnie DeGray III	0	0	0	0	0	0	0	0	0	0	0	0	0	1
23	Aidan Shaw	2	4	0	1	0	1	1	2	4	0	0	0	0	6
55	Sean East II	8	12	0	1	5	2	2	4	1	21	6	1	0	28
	Team					1	0	1							
	Totals	34	61	11	27	17	23	8	21	96	17	14	1	14	200

FG % 1st Half: 18-34 52.9% 2nd half: 16-27 59.3% Game: 34-61 55.7%
3FG % 1st Half: 5-15 33.3% 2nd half: 6-12 50.0% Game: 11-27 40.7%
FT % 1st Half: 9-12 75.0% 2nd half: 8-11 72.7% Game: 17-23 73.9%

Deadball
Rebounds
3

Officials: Josue Nieves,Owen Short,Jason Baker
Technical fouls: Southeast Mo. St.-None. Missouri-None.

Attendance: 8873

2022-23 Men's Basketball. Round: 0. Missouri vs Southeast Mo. St.. Played at M

Score by periods	1st	2nd	Total
Southeast Mo. St.	40	49	89
Missouri	50	46	96

	In	Off	2nd	Fast	Bench
Points	Paint	T/O	Chance	Break	
SEMO	36	12	6	8	20
MIZ	44	29	7	31	29

Purdue Fort Wayne 89 • 6-4,1-1 Horizon

#	Player		Total		3-Ptr	Rebounds			PF	TP	A	TO	Blk	Stl	Min
			FG-FGA	FG-FGA	FT-FTA	Off	Def	Tot							
00	Bobby Planutis	f	5-9	4-8	0-0	0	3	3	2	14	0	2	0	0	33
03	Ra Kpedi	f	0-2	0-0	0-0	1	7	8	1	0	2	0	1	1	24
01	Jarred Godfrey	g	4-13	2-7	9-10	1	7	8	0	19	5	3	0	0	33
02	Damian Chong Qui	g	2-7	0-3	2-4	1	1	2	4	6	3	4	0	2	28
15	Deonte Billups	g	2-6	1-4	0-0	0	2	2	2	5	1	0	0	0	19
05	Johnathan DeJurnett		4-4	0-0	0-1	1	2	3	1	8	3	0	0	1	10
10	JoJo Peterson		2-4	0-2	1-2	0	1	1	2	5	3	1	0	1	12
11	Quinton Morton-Rober		4-5	3-4	2-2	0	4	4	2	13	3	3	0	1	18
14	Redford Dunton		1-1	1-1	0-0	0	1	1	0	3	0	0	0	0	1
22	Anthony Roberts		4-6	2-3	3-4	0	0	0	2	13	1	1	1	2	17
32	Eric Mulder		0-0	0-0	3-4	0	0	0	2	3	0	0	0	0	5

FG % 1st Half: 13-26 50.0% 2nd half: 15-31 48.4% Game: 28-57 49.1%
3FG % 1st Half: 7-16 43.8% 2nd half: 6-16 37.5% Game: 13-32 40.6%
FT % 1st Half: 8-9 88.9% 2nd half: 12-18 66.7% Game: 20-27 74.1%

Deadball
Rebounds
2,5

Southeast Mo. St. 68 • 5-5,0-0 OVC

#	Player		Total		3-Ptr	FT-FTA	Rebounds			PF	TP	A	TO	Blk	Stl	Min
			FG-FGA	FG-FGA	Off		Def	Tot								
24	CLARK, Kobe	f	2-7	1-3	2-2	2	9	11	3	7	3	3	1	2	36	
14	JOHNSON, Nate	c	3-3	0-0	0-0	0	3	3	3	6	1	0	0	0	17	
00	BARNES, Israel		10-22	3-10	0-0	2	2	4	3	23	1	0	1	1	36	
01	RUSSELL, Phillip	g	7-19	2-9	9-10	0	5	5	4	25	6	6	1	2	38	
33	BRANSON, Dylan	g	0-2	0-0	0-0	0	0	0	1	0	3	1	0	1	14	
11	EURSHER, Evan		0-1	0-1	0-0	0	2	2	1	0	0	0	0	0	13	
12	GOWINS, Tevin		0-1	0-0	0-0	0	2	2	3	0	1	4	0	2	21	
15	MITCHELL, Josh		0-1	0-0	0-0	0	1	1	1	0	0	0	0	0	4	
21	EARLEY, Josh		2-6	0-0	3-4	1	5	6	2	7	1	1	0	1	20	
35	HANBACK, Mason		0-0	0-0	0-0	0	0	0	0	0	0	0	0	0	1	
	Team					0	0	0								
Totals			24-62	6-23	14-16	5	29	34	21	68	16	15	3	9	200	

FG % 1st Half: 11-30 36.7% 2nd half: 13-32 40.6% Game: 24-62 38.7%
3FG % 1st Half: 3-10 30.0% 2nd half: 3-13 23.1% Game: 6-23 26.1%
FT % 1st Half: 4-4 100.0 2nd half: 10-12 83.3% Game: 14-16 87.5%

Deadball
Rebounds
2,1

Officials: Davis Maxwell,Kelly Davis,Kevin Mathis

Technical fouls: Purdue Fort Wayne-None. Southeast Mo. St.-None.

Attendance: 1155

2022-23 Men's Basketball. Round: 0. Purdue Fort Wayne vs Southeast Mo. St.. PI

Score by periods	1st	2nd	Total
Purdue Fort Wayne	41	48	89
Southeast Mo. St.	29	39	68

	In	Off	2nd	Fast	Bench
Points	Paint	T/O	Chance	Break	
Pur-FW	26	22	3	21	45
SEMO	24	13	6	21	7



Game 11

Southeast Missouri 61 Arkansas State 68

December 14, 2022 • First National Bank Arena • Jonesboro, Ark.



JONESBORO, Ark.
Adam Larson pitched in a career-high 19 points and made five 3-pointers, but

Arkansas State overcame an 11-point deficit to get past Southeast Missouri, 68-61, at First National Bank Arena.

SEMO led for over 28 minutes before ASU took its first lead with a little over 10 minutes to go.

Tied, 46-46, the Red Wolves put together a 7-0 run as SEMO missed six-straight field goals. After that, ASU didn't trail again and remained ahead for the final 9:01 of the contest.

SEMO started strong in the second half where it used a 13-4 run

to build its double-digit advantage in the opening 3:19.

Larson buried two 3-pointers in a quick 1:05 and Phillip Russell, who played only seven minutes in the first half due to foul trouble, added six points during the stretch.

Russell's two free throws widened the Redhawks lead to 39-28 with 16:41 to go.

ASU shot 54.5 percent (12-of-22) from the field and outscored SEMO, 44-35, in the second stanza.

Larson shot 5-of-8 from the field and a perfect 4-of-4 at the free throw line en route to his third double-digit game of the season. Tonight marked Larson's second career start. All five of his field goals came from long range.

Game 12

Southeast Missouri 75 Iowa 106

December 17, 2022 • Carver-Hawkeye Arena • Iowa City, Iowa



IOWA CITY, Iowa.
Southeast Missouri dropped its final non-conference road game

to Big Ten Conference member Iowa, 106-75, Saturday night at Carver-Hawkeye Arena.

SEMO, which faced a Big Ten foe for the first time in three years, was led by a season-high 19-point effort by Chris Harris. Harris came off the bench to shoot 8-of-13 from the field and knock down a pair of 3-pointers en route to his seventh game in double figures this year.

Iowa shot 57.6 percent (38-of-66) from the field and never trailed behind a trio of 20-point performances. Flip Rebraca led the way with 30 points, while Payton Sandfort and

Patrick McCaffery followed with 24 and 20, respectively.

Both teams started strong out of the gate shooting 60 percent or better in the first five minutes of play. SEMO made six of its first 10 field goals for 60 percent, while Iowa hit seven of its first nine shots at a 77 percent clip.

Ahead, 31-22, the Hawkeyes got a big boost from Sandfort. Sandfort came off the bench to score 17 points in a quick 4:17 span. His layup put Iowa ahead, 48-29, with 4:03 remaining in the first half.

Iowa later headed into the locker room with a 58-41 lead.

The Hawkeyes stayed hot in the second half to complete their eighth win of the season.

Southeast Mo. St. 61 • 5-6,0-0 OVC

#	Player		Total			3-Ptr		Rebounds		PF	TP	A	TO	Blk	Stl	Min
			FG-FGA	FG-FGA	FT-FTA	Off	Def	Total								
04	LARSON, Adam	f	5-8	5-8	4-4	1	1	2	2	19	0	0	0	0	27	
24	CLARK, Kobe	f	2-9	1-4	3-6	2	14	16	4	8	4	2	2	2	38	
14	JOHNSON, Nate	c	0-2	0-0	2-4	0	4	4	5	2	1	1	0	0	17	
01	RUSSELL, Phillip	g	3-8	1-4	6-6	0	2	2	4	13	2	4	0	0	26	
03	SMART, Aquan	g	2-5	0-1	1-3	0	3	3	4	5	1	2	0	0	31	
05	HARRIS, Chris		4-7	1-3	1-2	0	0	0	1	10	3	1	0	0	23	
12	GOWINS, Tevin		0-0	0-0	0-0	1	0	1	1	0	0	0	0	0	3	
21	EARLEY, Josh		1-3	0-0	0-0	0	1	1	2	2	0	3	0	0	16	
33	BRANSON, Dylan		1-5	0-3	0-1	0	0	0	1	2	1	2	0	0	19	
Team						2	1	3				1				
Totals				18-47	8-23	17-26	6	26	32	24	61	12	16	2	2	200

FG % 1st Half: 9-22 40.9% 2nd half: 9-25 36.0% Game: 18-47 38.3%
3FG % 1st Half: 4-9 44.4% 2nd half: 4-14 28.6% Game: 8-23 34.8%
FT % 1st Half: 4-8 50.0% 2nd half: 13-18 72.2% Game: 17-26 65.4%

Deadball
Rebounds
2

Arkansas St. 68 • 6-5,0-0 Sun Belt

#	Player		3-Ptr			Reb		PF	TP	A	TO	Blk	Stl	Min	
			FG	F-GA	FT	FTA	Off								Def
01	Markise Davis	f	3-6	0-3	2-2	0	2	2	5	8	1	1	0	0	22
22	Omar El-Sheikh	f	2-8	0-0	5-7	4	10	14	3	9	1	0	0	2	33
23	Julian Lual	f	2-6	0-0	1-2	2	0	2	1	5	1	2	0	0	19
00	Caleb Fields	g	4-12	0-2	6-9	0	6	6	3	14	6	3	0	2	35
02	Avery Felts	g	4-8	3-5	2-2	0	3	3	2	13	0	1	0	2	34
05	Detrick Reeves		0-1	0-0	0-0	0	1	1	0	0	1	0	0	0	6
11	Terrance Ford Jr.		2-8	0-2	2-2	0	4	4	4	6	1	1	0	4	31
35	Izaiah Nelson		4-4	0-0	5-11	5	4	9	3	13	0	2	2	0	20
	Team					0	0	0							
Totals			21-53	3-12	23-35	11	30	41	21	68	11	10	2	10	200

FG % 1st Half: 9-31 29.0% 2nd half: 12-22 54.5% Game: 21-53 39.6%
3FG % 1st Half: 0-8 0.0% 2nd half: 3-4 75.0% Game: 3-12 25.0%
FT % 1st Half: 6-8 75.0% 2nd half: 17-27 63.0% Game: 23-35 65.7%

Deadball
Rebounds
7

Officials: Randal Anders, Hunter Allen, K.B. Burdett Jr.
Technical fouls: Southeast Mo. St.-EARLEY, Josh. Arkansas St.-Izaiah Nelson.
Attendance: 1541
2022-23 Men's Basketball. Round: 0. Arkansas St. vs Southeast Mo. St.. Played

Score by periods	1st	2nd	Total
Southeast Mo. St.	26	35	61
Arkansas St.	24	44	68

	In	Off	2nd	Fast	Bench
Points SEMO	8	7	4	0	14
ASU	34	20	9	6	19

Southeast Mo. St. 75 • 5-7,0-0 OVC

#	Player		Total		3-Ptr		Rebounds		PF	TP	A	TO	Blk	Stl	Min			
			FG	F-GA	FG	F-GA	Off	Def								Tot		
04	LARSON, Adam	f	1	6	1	5	2	2	0	4	4	1	5	0	1	0	25	
24	CLARK, Kobe	f	5	8	1	3	0	0	1	2	3	3	11	4	1	0	1	29
14	JOHNSON, Nate	c	3	5	0	0	0	0	1	2	1	5	6	1	1	0	0	15
01	RUSSELL, Phillip	f	5	14	2	8	0	0	3	3	2	12	5	0	0	0	0	26
03	SMART, Aquan	g	2	8	1	2	3	3	1	2	3	1	8	0	4	1	1	26
05	HARRIS, Chris	f	8	13	2	4	1	1	0	1	1	2	19	3	1	0	1	22
11	EURSHER, Evan	f	0	2	0	2	0	0	0	1	1	1	0	0	0	0	0	4
12	GOWINS, Tevin	f	0	1	0	0	0	0	2	2	2	0	0	0	0	0	0	4
15	MITCHELL, Josh	f	0	0	0	0	0	0	0	0	0	2	0	0	0	0	0	2
21	EARLEY, Josh	f	5	7	0	0	0	0	3	2	5	3	10	0	0	0	0	20
35	BRANSON, Dylan	f	1	7	1	4	0	0	0	4	4	1	3	0	2	0	2	22
35	HANBACK, Mason	f	0	0	0	0	1	2	0	0	0	0	1	0	0	0	0	5
Team			1	2	3													
Totals			30	71	8	28	7	8	7	23	30	23	75	13	10	1	5	200

FG % 1st Half: 17-39 43.6% 2nd half: 13-32 40.6% Game: 30-71 42.3%
3FG % 1st Half: 5-15 33.3% 2nd half: 3-13 23.1% Game: 8-28 28.6%
FT % 1st Half: 2-2 100.0 2nd half: 5-6 83.3% Game: 7-8 87.5%

Deadball
Rebounds
0

Iowa 106 • 8-3,0-1 Big Ten

#	Player		Total		3-Ptr	Rebounds				PF	TP	A	TO	Blk	Stl	Min
			FG-FGA	FG-FGA	FT-FTA	Off	Def	Tot								
00	Filip Rebraca	f	12-13	0-0	6-9	3	6	9	2	30	6	3	1	1		26
22	Patrick McCaffery		7-14	3-5	3-3	2	6	8	1	20	1	0	0	1		26
01	Ahron Ulis	g	2-4	1-3	2-2	0	0	0	0	7	3	1	0	0		23
11	Tony Perkins		1-5	0-1	1-4	0	1	1	0	3	2	2	0	0		19
30	Connor McCaffery	g	2-4	0-2	5-5	1	4	5	2	9	3	1	0	1		25
04	Josh Dix		0-2	0-1	0-1	0	5	5	1	0	1	0	0	1		13
05	Dasonte Bowen		2-5	1-2	0-1	1	1	2	3	5	1	0	0	0		17
10	Dante Eldridge		0-1	0-1	0-2	0	0	0	0	0	0	0	0	0		4
14	Carter Kingsbury		0-1	0-0	0-0	0	0	0	0	0	0	0	0	0		6
20	Payton Sandfort		9-13	2-6	4-4	1	6	7	1	24	2	1	0	0		23
23	Josh Ogundele		2-2	0-0	0-0	0	1	1	2	4	0	0	1	0		7
25	Luc Laketa		1-1	1-1	0-0	1	1	2	1	3	0	0	0	0		4
44	Riley Mulvey		0-1	0-0	1-2	1	3	4	0	1	1	1	1	0		7
	Team					2	1	3								
Totals			38-66	8-22	22-33	12	35	47	13	106	20	10	3	4		200

FG % 1st Half: 22-33 66.7% 2nd half: 16-33 48.5% Game: 38-66 57.6%
3FG % 1st Half: 4-11 36.4% 2nd half: 4-11 36.4% Game: 8-22 36.4%
FT % 1st Half: 10-16 62.5% 2nd half: 12-17 70.6% Game: 22-33 66.7%

Deadball
Rebounds
4

Officials: Michael Kitts, Bryan Anslinger, Chris Beaver
Technical fouls: Southeast Mo. St.-EARLEY, Josh; RUSSELL, Phillip.
Iowa-None.
Attendance: 11240
2022-23 Men's Basketball. Round: 0. Iowa vs Southeast Mo. St.. Played at Carve

Score by periods	1st	2nd	Total
Southeast Mo. St.	41	34	75
Iowa	58	48	106

	In	Off	2nd	Fast	Bench
Points SEMO	30	12	9	2	33
Iowa	54	10	13	21	37