



OVC CHAMPS 2000 | NCAA TOURNEY 2000



## SOUTHEAST MISSOURI BASKETBALL

SEMORedhawks.com // @SEMOMB

Contact: Jeff Honza, Associate AD Strategic Communications // Office: (573) 651-2933 // redhawk1@me.com

### SCHEDULE

#### November (5-3)

7	at South Florida	ESPN+	W, 64-61
12	<b>Lyon College</b>	ESPN+	<b>W, 83-46</b>
16	at Evansville	ESPN+	W, 67-61
19	at Bradley	ESPN+	L, 60-73
22	<b>William Woods</b>	ESPN+	<b>W, 87-49</b>
26	vs. Boston!		W, 63-52
27	vs. UC Davis!		L, 71-73
28	at Milwaukee!	ESPN+	L, 68-84

#### December (0-2, 0-0 OVC)

4	at Missouri	SECN+	L, 89-96
7	<b>Purdue Fort Wayne</b>	ESPN+	<b>L, 68-89</b>
14	at Arkansas State		7 p.m.
17	at Iowa	BTN	7:30 p.m.
21	<b>Southern Illinois</b>	ESPN+	<b>6:30 p.m.</b>
29	at Southern Indiana	ESPN+	7:30 p.m.
31	<b>SIU Edwardsville</b>	ESPN+	<b>2 p.m.</b>

#### January (0-0, 0-0 OVC)

5	at UT Martin	ESPN+	8 p.m.
7	at Little Rock	ESPN+	3:30 p.m.
12	<b>Lindenwood</b>	ESPN+	<b>7 p.m.</b>
14	at Morehead State	ESPN+	2 p.m.
19	<b>UT Martin</b>	ESPN+	<b>7 p.m.</b>
21	<b>Tennessee Tech</b>	ESPN+	<b>4 p.m.</b>
26	<b>Tennessee State</b>	ESPN+	<b>7 p.m.</b>
28	at Eastern Illinois	ESPN+	3:30 p.m.

#### February (0-0, 0-0 OVC)

2	<b>Little Rock</b>	ESPN+	<b>7 p.m.</b>
4	at Tennessee Tech	ESPN+	3 p.m.
9	at Tennessee State	ESPN+	8 p.m.
11	<b>Morehead State</b>	ESPN+	<b>4 p.m.</b>
16	<b>Eastern Illinois</b>	ESPN+	<b>7 p.m.</b>
18	<b>Southern Indiana</b>	ESPN+	<b>4 p.m.</b>
23	at Lindenwood	ESPN+	8 p.m.
25	at SIU Edwardsville	ESPN+	3:30 p.m.

#### March

1	OVC Tournament	First Round	Evansville, Ind.
2	OVC Tournament	Quarterfinals	Evansville, Ind.
3	OVC Tournament	Semifinals	Evansville, Ind.
4	OVC Tournament	Championship	Evansville, Ind.

All games broadcast live on the radio at Real Rock 99.3 FM. All times Central and Subject to Change; Home Games in **Bold**; \* - Denotes OVC Game ! - Cream City Classic (Milwaukee, Wis.)



#### Southeast Missouri or SEMO

is the preferred reference for Southeast Missouri State University athletic teams. Southeastern Missouri State is **NOT** an acceptable reference.

### GAME 11 // SOUTHEAST MISSOURI at ARKANSAS STATE

Dec. 14 // 7 p.m., CT // First National Bank Arena (10,563) // Jonesboro, Ark. // Series: SEMO leads, 31-30  
Listen: Real Rock 99.3 FM // Watch: ESPN+ // Live Stats: AStateRedWolves.com // Twitter: @SEMOMB



**5-5**  
0-0 OVC

#### SEMO REDHAWKS

Head Coach ..... Brad Korn  
Career Record (Yrs.) ..... 30-39 (3)  
Record at SEMO (Yrs.) ..... 30-39 (3)  
OVC Record ..... 17-20



**5-5**  
0-0 SBC

#### ARKANSAS STATE RED WOLVES

Head Coach ..... Mike Balado  
Career Record (Yrs.) ..... 72-83 (7)  
Record at SEMO (Yrs.) ..... 72-83 (7)  
Sun Belt Record ..... 36-50

#### // Redhawks Head to Arkansas State

Southeast Missouri (5-5) visits Sun Belt Conference member Arkansas State (5-5) for a midweek matchup Wednesday. Tip-off is set for 7 p.m., CT at First National Bank Arena.

#### // Follow the Redhawks

Fans can listen live on the radio at Real Rock 99.3 FM. Erik Sean will be on the call. Video can be accessed at ESPN+. Live stats are available at AStateRedWolves.com and Twitter updates will be provided @SEMOMB.

#### // Series History

Southeast Missouri and Arkansas State meet on the hardwood for the 62nd time Wednesday. SEMO holds a slight 31-30 edge in the overall series between the teams. The Redhawks return the trip to Jonesboro on the back end of a home-and-home series. ASU defeated the Redhawks, 72-60, in Cape Girardeau last season. The Red Wolves won six-straight against SEMO.

#### // Back in Action

The Redhawks face Arkansas State in the middle of their final exams this week. Southeast Missouri returns to the court after a one-week layoff. SEMO last played against Purdue Fort Wayne at home on Dec. 7.

#### // Last Time Out

Southeast Missouri dropped a 89-68 decision to Purdue Fort Wayne (Dec. 7). SEMO was without Chris Harris (illness), Adam Larson (illness) and Aquan Smart (concussion) in that game. The Redhawks scored the first nine points of the contest, but the Mastodons used a 12-2 run to build a double-digit lead at the half and never trailed again.

#### // Non-Conference Winding Down

The Redhawks are looking to snap a four-game losing skid when they face Arkansas State Wednesday. After that game, Southeast Missouri heads to Big Ten Conference foe Iowa (Dec. 17) before hosting longtime rival Southern Illinois (Dec. 21) in its non-conference finale.

#### // Barnes Heats Up

For the third-straight game, Israel Barnes scored over 20 points when he pitched in a season-high 23 vs. Purdue Fort Wayne (Dec. 7). Barnes started each of the last two games and is now Southeast Missouri's second-leading scorer with 14.8 points per contest. He raised his scoring average 10.8 points (from 4.0 to 14.8) in the previous three games alone.



# 2022-23 SOUTHEAST MISSOURI BASKETBALL NOTES

## ARKANSAS STATE // DEC. 14

### // Lots of Season-Highs

Southeast Missouri established new season-highs in points (89), field goal percentage (.540), 3-pointers made (13) and 3-point field goal percentage (.500) against Missouri (Dec. 4). SEMO's 13 three-pointers were the Redhawks most in a non-conference game since they hit 14 at Florida State on Dec. 17, 2018.

### // Multiple 20-Point Scorers

For the second time this season, Southeast Missouri had two 20-point scorers in a game. Phillip Russell scored 25 points and Israel Barnes added 23 vs. Purdue Fort Wayne (Dec. 7). Prior to that, Russell had 26 points and Barnes finished with 21 at Missouri (Dec. 4). Russell (4) and Barnes (3) have accounted for all seven of SEMO's 20-point performances this season.

### // Barnes Named Both OVC Co-Player and Newcomer of the Week

Guard Israel Barnes was named Ohio Valley Conference Co-Player and Newcomer of the Week on Dec. 5. A native of Wichita, Kansas, Barnes recorded back-to-back 20-point performances last week. He averaged 21.5 points and four rebounds in two games, while shooting 53.8 percent (14-of-26) from the field and 50 percent (7-of-14) from 3-point range. Barnes opened the week with a season-high 22 points and four 3-pointers in 22 minutes off the bench at Milwaukee (Nov. 28). He followed that up with 21 points in his first career start at Southeastern Conference member Missouri (Dec. 4). UT Martin's Parker Stewart (Co-Player), Eastern Illinois' Kyle Thomas (Co-Freshman) and Little Rock's Ethan Speaker (Co-Freshman) rounded out the week's honorees.

### // Barnes Makes First Career Start

Israel Barnes made his first career start at Missouri (Dec. 4). Barnes dropped in 21 points against the Tigers for his second-straight 20-point performance. Southeast Missouri has used five different starting

lineup combinations in nine games this season.

### // Earley Returns

After missing four games with a leg injury, Josh Earley returned to score 15 points off the bench at Missouri (Dec. 4). Earley shot 7-of-9 from the field and grabbed four rebounds in 25 minutes. It was the third time he scored double figures in five games this season.

### // Starting Streak

Second-year point guard Phillip Russell has started 21 consecutive games. Russell missed only two starts since joining the Redhawks due to COVID protocols during the 2021-22 campaign. He has 40 career starts and is one of three Redhawks that started all 10 games this year.

### // Make that 10 in a Row

Chris Harris has made a 3-pointer in 10-straight games dating back to last season. Harris and Phillip Russell each drained a 3-pointer in every game they have played this year. Russell (24) and Harris (14) have combined for 38 of Southeast Missouri's 82 three-pointers made.

### // OVC Top Two

The Redhawks are tied for first in the Ohio Valley Conference in scoring defense (68.4 ppg allowed). Southeast

Missouri is second in free throw percentage (.723), 3-point field goal percentage (.296), rebounding margin (+3.2) and defensive rebounding percentage (.759). Individually, Phillip Russell is second in the OVC in scoring (16.8 ppg), first in assists (4.7 apg) and first in free throw percentage (.857), and Kobe Clari ranks second in rebounding (9.4 rpg), blocks (1.4 bpg) and defensive rebounds (6.4 rpg).

### // On the Road Again

Southeast Missouri plays outside of Cape Girardeau for the eighth time this season when it heads to Arkansas State. SEMO is 3-4 in such games with a 2-3 mark in true road contests. The Redhawks beat South Florida (Nov. 7), Evansville (Nov. 16) and Boston (Nov. 26) away from home in 2022-23.

### // Cream City Classic Recap

Southeast Missouri played three games in three days at the Cream City Classic in Milwaukee, Wisconsin (Nov. 26-28). SEMO went 1-2 at the four-team event. The Redhawks defeated Boston (63-52) and fell to both UC Davis (73-71) and host Milwaukee (84-68). Phillip Russell averaged 16 points, dished out 10 assists, added eight rebounds and had three steals to lead the Redhawks in the tournament.

2022-23 OVC Standings (as of Dec. 12)

	OVC					Overall					
	Record	Pct.	Home	Away	Streak	Record	Pct.	Home	Away	Neutral	Streak
SIUE	0-0	.000	0-0	0-0	-	7-4	.636	3-1	2-3	2-0	L2
Tennessee State	0-0	.000	0-0	0-0	-	6-4	.600	5-0	0-3	1-1	W2
Morehead State	0-0	.000	0-0	0-0	-	5-5	.500	5-1	0-4	0-0	W1
<b>Southeast Missouri</b>	<b>0-0</b>	<b>.000</b>	<b>0-0</b>	<b>0-0</b>	<b>-</b>	<b>5-5</b>	<b>.500</b>	<b>2-1</b>	<b>2-3</b>	<b>1-1</b>	<b>L4</b>
Southern Indiana	0-0	.000	0-0	0-0	-	5-5	.500	4-0	1-5	0-0	W2
UT Martin	0-0	.000	0-0	0-0	-	5-5	.500	5-0	0-5	0-0	W1
Lindenwood	0-0	.000	0-0	0-0	-	4-6	.400	3-0	1-4	0-2	L1
Tennessee Tech	0-0	.000	0-0	0-0	-	3-7	.300	3-2	0-5	0-0	L4
Little Rock	0-0	.000	0-0	0-0	-	2-7	.222	2-0	0-7	0-0	L4
Eastern Illinois	0-0	.000	0-0	0-0	-	2-9	.182	2-4	0-4	0-1	L2



**// November Wrap**

The Redhawks finished their opening month of the season with a 5-3 record as one of three Ohio Valley Conference teams above .500 to begin the year. SIU Edwardsville (5-2) and Tennessee State (4-2) are the others. Southeast Missouri's five wins are currently second-most in the league. SEMO posted its first winning record in November since 2018-19 (4-3).

**// Clark Coming Up on 100 Rebounds**

Koby Clark is approaching 100 rebounds this season. Clark's 94 boards are most in the Ohio Valley Conference. He has posted 10 or more rebounds in four games with a season-high 16 vs. Lyon College (Nov. 12).

**// Big Game Barnes**

After missing the first five games with a sprained knee, Israel Barnes made his Southeast Missouri debut at the Cream City Classic. Barnes played in all three of SEMO's games at the event. Against host Milwaukee, he scored 22 points off the bench to lead the Redhawks. Barnes scored 11 points in a row and wound up with 13 in the first half. He shot 7-of-14 from the field, 4-of-8 from 3-point range and 4-of-4 at the free throw line in 22 minutes.

**// Branson Logs First Start**

Dylan Branson re-joined Southeast Missouri's starting lineup at the Cream City Classic (Nov. 26-28). Branson, after

missing the first four games of the season with an ankle injury, started all three games in Milwaukee. It was the first time he started since SEMO's Ohio Valley Conference Tournament semifinal game against Murray State on Mar. 4, 2022.

**// Milestones Ahead**

Fifth-year Southeast Missouri guard Chris Harris is closing in on some statistical milestones. Harris is nearing 100 3-pointers made (92), 200 rebounds (189) and 200 assists (185) in his career.

**// Redhawks Blow Out William Woods**

Southeast Missouri improved to 2-0 at home with its 87-49 blowout win over William Woods (Nov. 22). SEMO's 38-point win gave Brad Korn his largest victory over any opponent since he became the Redhawks head coach. SEMO also beat Lyon College (Nov. 12), 83-47, by more than 30 points this year.

**// Redhawks Beat Evansville**

Chris Harris scored 14 points to lead Southeast Missouri to a 67-61 road win at Evansville (Nov. 16). SEMO trailed just once in the game, which saw Brad Korn get his first win against the Purple Aces at the Ford Center. The Redhawks used a 15-3 run to get a double-digit lead and led, 36-23, at the half. SEMO withstood an early second-half run by UE and

**2021-22  
Stats Comparison**

SEMO	ASU
5-5	5-5
0-0	0-0
72.0	67.9
68.4	63.5
+3.6	+4.4
.416	.467
.428	.420
.337	.340
.296	.378
.723	.641
.653	.731
37.3	33.8
34.1	32.0
+3.2	+1.8
13.9	16.4
14.8	12.8
+1.4	-1.6
3.5	3.3
7.6	7.9

**This Week's OVC Schedule**

**Monday, December 12**

Philander Smith at Little Rock, 6:30 p.m., CT

**Tuesday, December 13**

Bethel at UT Martin, 11 a.m., CT

**Wednesday, December 14**

Morehead State at Georgia Southern, 6 p.m., CT  
 Charleston Southern at Tennessee State, 7 p.m., CT  
 Tennessee Tech at Lipscomb, 7 p.m., CT

**Southeast Missouri at Arkansas State, 7 p.m., CT**

**Thursday, December 15**

Saint Mary of the Woods at Southern Indiana, 7 p.m., CT

**Saturday, December 17**

Eastern Illinois at IUPUI, 11 a.m., CT  
 UT Martin at Bowling Green, 1 p.m., CT  
 Morehead State at Mercer, 1 p.m., CT  
 Little Rock at Jacksonville State, 1 p.m., CT  
 Knox College at Lindenwood, 2 p.m., CT  
 Bryan College at Tennessee State, 2 p.m., CT  
 Western Carolina at Tennessee Tech, 3 p.m., CT  
**Southeast Missouri at Iowa, 7:30 p.m., CT**

**Southeast Missouri Probable Starters**



**0**

Israel Barnes  
 G / 6-4 / 185 / R-Sr.  
 Wichita, Kan.



**1**

Phillip Russell  
 G / 5-10 / 165 / So.  
 St. Louis, Mo.



**5**

Chris Harris  
 G / 6-3 / 2-5 / Sr.  
 Antioch, Ill.



**14**

Nate Johnson  
 F / 6-9 / 250 / Sr.  
 Broward County, Fla.



**24**

Kobe Clark  
 F / 6-6 / 180 / So.  
 St. Louis, Mo.



## 2022-23 SOUTHEAST MISSOURI BASKETBALL NOTES

### ARKANSAS STATE // DEC. 14

held off the Purple Aces down the stretch.

#### // How May I Assist You?

Phillip Russell matched a career-high eight assists vs. William Woods (Nov. 22). Russell has a total of 142 assists in his career and leads the Ohio Valley Conference with 4.7 per game this season. He has a total of 47 assists through 10 games.

#### // Home-Opening Win

With its 83-46 victory over Lyon College (Nov. 12), Southeast Missouri improved to 24-8 all-time in home-openers since joining the NCAA Division I ranks in 1991-92. SEMO opened its home slate with a win for the eighth time in 11 years and posted The Redhawks won their home-opener in their home-opener in five of their last seven seasons.

#### // Over 80

For the third time this season, Southeast Missouri scored over 80 points in a game when it put up 89 at Missouri (Dec. 4). SEMO also scored 87 vs. William Woods (Nov. 22) and 83 vs. Lyon College (Nov. 12).

#### // Mitchell Rises

Josh Mitchell came off the bench to get the first double-double of his career when he scored 14 points and grabbed 10 rebounds vs. William Woods (Nov. 22). Mitchell led Southeast Missouri in scoring for the first time this season and posted four dunks to go along with his nice performance.

#### // Nice Defense

The Redhawks lead the Ohio Valley Conference in scoring defense through five games this season. Southeast Missouri is allowing just 58 points per contest. SEMO recently held William Woods (Nov. 22) to just 49 points.

#### // Against Non-Division I

Southeast Missouri ran its winning streak to 33-straight victories against non-Division I foes with its 87-49 drubbing of William Woods (Nov. 22).

#### // Redhawks Take Down South Florida

Southeast Missouri began its 2022-23 campaign with a 64-61 road win at American Athletic Conference foe South Florida on Nov. 7. SEMO opened a season with a win for the third year in a row. The Redhawks were one of three Ohio Valley Conference schools that won on the opening night of this year's college basketball season.

#### // Season-Openers

With its win over South Florida (Nov. 7), Southeast Missouri improved to 3-0 in season-openers under Head Coach Brad Korn. SEMO opened its season away from home for the 16th time in 17 years this 2022-23 campaign. The Redhawks won three-straight season-openers outside of Cape Girardeau for the first time in program history.

#### // What a Game!

The Redhawks and South Florida went back-and-forth to eight ties and 15 lead changes in their season-opener that resulted in Southeast Missouri posting a close 64-61 win on Nov. 7. Phillip Russell buried a huge pull up 3-pointer with 29 seconds left and made two free throws 37 seconds earlier to help get SEMO a 63-58 advantage. USF's desperation 3-pointer at the buzzer missed and the Redhawks held on.

#### // Harris Starts Strong

Chris Harris finished with double-digit points in two of his first three starts this season. Harris scored 16 points at South Florida (Nov. 7) and 14 at Evansville (Nov. 16). He is Southeast Missouri's second-leading scorer with 11.6 points per game.

#### // Redhawk Debuts

Five players saw action in their first career game at Southeast Missouri during this

#### // 2022-23 Honors & Awards

##### Preseason All-OVC

Chris Harris, G  
Phillip Russell, G

##### OVC Player of the Week

Israel Barnes, G, Dec. 5

##### OVC Newcomer of the Week

Kobe Clark, F, Nov. 21  
Israel Barnes, G, Dec. 5



year's season-opener at South Florida (Nov. 7). Kobe Clark and Aquan Smart each made their first career start, while Adam Larson, Tevin Gowins and Josh Earley came off the bench. Clark finished with eight points and eight rebounds, while Earley added nine points and eight boards.

### // 3-Point Advantage

Southeast Missouri outscored South Florida by a count of 30-12 from 3-point range on Nov. 7. SEMO buried 10 three-pointers with Adam Larson (2), Aquan Smart (2), Chris Harris (2) and Phillip Russell (3) accounting for nine.

### // Season 116

Southeast Missouri begins its 16th season of basketball when it heads to the Sunshine State Monday. This year marks SEMO's 32nd as an NCAA Division I program. The Redhawks are 373-544 since joining the Division I ranks in 1991-92. SEMO has a total of eight winning seasons as an NCAA Division I program with its last coming in 2013-14 (18-14).

### // Lots of New Faces

Southeast Missouri's 2022-23 roster consists of five returnees and 10 newcomers. Guards Phillip Russell and Dylan Branson are the only returning starters back from a year ago. SEMO added four Division I transfers in Aquan Smart (Florida International), Kobe Clark (Georgetown), Josh Earley (Tulsa) and Gavyn Elkamil (Tulsa). The Redhawks also have a pair of 7-footers with centers David Idada (Netherlands) and Mason Hanback (Jackson, Tenn.) joining the team. Idada, however, is currently not eligible due to NCAA Division I regulations.

### // Redhawks Sign Two Talented Guards

Southeast Missouri signed talented guards Marqueas Bell and BJ Ward for the 2023-24 season on Nov. 10. A native of Kansas City, Missouri, Bell was named to the Missouri Basketball Coaches Association Class 6 All-State Team after leading Park Hill High School to its second

consecutive 16-win season a year ago. He averaged 19.7 points per game and made 39 percent of his 3-pointers. Bell comes from a talented athletic family that includes Ronnie Bell, a star wide receiver at the University of Michigan, and his twin brother, Kendrick Bell, who received an offer from the Wolverines. His younger sister, laila, also holds an offer from Michigan. Ward, who hails from St. Louis, averaged 11.8 points, 3.2 rebounds and 4.5 assists leading the Red Devils to a 23-9 record and fourth-place finish in the state tournament as a junior. He spent the summer playing for Brad Beal Elite's 17U team. Ward will enter his third season as the starting point guard for Chaminade College Preparatory School, which made back-to-back trips to the Final Four of the Class 6 State Tournament.

Ward is one of the top point guards in the state of Missouri who is currently ranked seventh in the Class of 2023 according to Prep Hoops Missouri.

### // Russel and Harris Named Preseason All-OVC

Guards Phillip Russell and Chris Harris earned Preseason All-Ohio Valley Conference honors ahead of the 2022-23 campaign. A native of St. Louis, Russell claimed Second-Team All-OVC accolades in his first year at Southeast Missouri in 2021-22. He ranked second on the team in scoring with 13.4 points per game in 30 starts. Russell led the team with 95 assists and 37 steals. He rated ninth in the OVC in scoring, 10th in assists (3.2 apg), 11th in free throw percentage (.733), 12th in steals (1.2 spg), 13th in 3-point field goals made (1.6 per game), 10th in assist/turnover ratio (1.5) and 15th in minutes played (30.4 mpg). Harris, who hails from Antioch, Illinois, secured Preseason All-OVC laurels for the second-straight year. He was SEMO's third-leading scorer with 9.4 points per game last season. Harris also ranked second on the team with 76 assists and tied for fourth with 20 steals. He was 13th in the league in assists (2.7 apg), eighth in free throw percentage

(.763) and 14th in 3-point field goal percentage (.347).

### // Redhawks Fourth in OVC Preseason Poll

Southeast Missouri was picked fourth in the Ohio Valley Conference Preseason Poll selected by the league's Coaches and Communication Directors. SEMO accumulated a total of 115 points and two first-place votes. Morehead State is the preseason favorite with 138 points and seven first-place nods. Tennessee State (130 pts., 2 first-place votes) and UT Martin (120 pts., 7 first-place votes) were also picked ahead of the Redhawks. SIU Edwardsville (111 pts., 2 first-place votes), Little Rock (102 pts.), Southern Indiana (68 pts.), Tennessee Tech (62 pts.), Eastern Illinois (31 pts.) and Lindenwood (23 pts.) completed the predicted order of finish.

### // Korn in Third Year

Brad Korn has the Southeast Missouri basketball program trending in the right direction entering his third year as head coach in 2022-23. Korn guided SEMO to its first Ohio Valley Conference Tournament semifinal appearance in 17 years and fourth in program history last season. The Redhawks finished fourth in the OVC with an overall record of 14-18 and 8-9 against league foes. SEMO's win total increased by a +3 margin from 11 (2021-22) to 14 (2022-23) victories since Korn took over the helm. Statistically, the Redhawks finished in the top three in the OVC in scoring offense (3rd, 75.6 ppg), free throw percentage (2nd, .732), turnover margin (3rd, +0.41) and 3-point field goals made (1st, .281).

### // 3-Point Accuracy

The Redhawks led the Ohio Valley Conference with 281 three-pointers made in 2021-22. Southeast Missouri fell just nine 3-pointers made of breaking its program record (289, 2017-18). SEMO brings back two of its top three 3-point shooters in Phillip Russell and Chris Harris. Russell



## 2022-23 SOUTHEAST MISSOURI BASKETBALL NOTES

### ARKANSAS STATE // DEC. 14

(48) and Harris (35) accounted for 83 made threes.

#### // Redhawks Win Two Exhibition Games

Southeast Missouri went 2-0 in exhibition play with wins over Fontbonne (67-52, Oct. 25) and Aurora University (84-51, Oct. 30). Chris Harris led SEMO in both games with 18 and 15 points, respectively. Phillip Russell also scored double figures in each of those preseason contests.

#### // 2022-23 Schedule

Southeast Missouri's 2022-23 schedule includes 31 games with 13 at the Show Me Center. SEMO tips off its third season under Head Coach Brad Korn at South Florida on Nov. 7. The Redhawks start a season in the Sunshine State for the first time in their NCAA Division I era. SEMO last faced a Florida school in 2018-19 (at Florida State). The Redhawks four home non-conference matchups include non-Division I foes Lyon College (Nov. 12) and William Woods (Nov. 22) along with Purdue Fort Wayne (Dec. 7) and longtime rival Southern Illinois (Dec. 21). SEMO and SIU square off for the 120th time on the hardwood in 2022-23, while PFW comes to Cape Girardeau on the back end of a home-and-home series. The rest of the Redhawks non-league games feature trips to Missouri Valley Conference members Evansville (Nov. 16) and Bradley (Nov. 19), SEC opponent and in-state foe Missouri (Dec. 4), Arkansas State (Dec. 14) and Big Ten affiliate Iowa (Dec. 17). SEMO also plays three games at the Milwaukee Tournament over Thanksgiving weekend (Nov. 26-28). Iowa is the only team on SEMO's 2022-23 schedule that made the NCAA Tournament a year ago. The Hawkeyes went 26-10 over all and finished fourth in the Big Ten. The 2022-23 campaign, which is the 75th year of competition in the Ohio Valley Conference, marks the first in the league for Lindenwood, Little Rock and Southern Indiana who became official members on July 1. They join Eastern Illinois, Morehead State, SEMO, SIU Edwardsville, Tennessee State, Tennessee Tech and UT Martin to

make up the 10-team league. Each school will play an 18-game schedule which will begin on Thursday, December 29 and conclude on Saturday, February 25. SEMO begins OVC play when at Southern Indiana on Dec. 29. The 2023 OVC Men's and Women's Basketball Tournament is slated for March 1-4 at the Ford Center in Evansville, Indiana. It marks the sixth year in a row the event will be held at the venue. Each OVC school is eligible to compete and win the OVC Tournament Championship, including Lindenwood and Southern Indiana, who are beginning the reclassification process to Division I. It was previously announced that should a transitioning school win an OVC Tournament Championship, the AQ shall be awarded to the tournament runner-up. Should the tournament runner-up also be a transitioning school, the AQ representative shall be the highest seed going into the tournament. All Conference games and home non-conference contests can be seen on ESPN networks, with the majority of games broadcast on ESPN+. Additional linear exposures on ESPNU and ESPN2 will be announced at a later date.

#### // Up Next

Southeast Missouri makes the trip to Big Ten Conference affiliate Iowa on Dec. 17. Tip-off is set for 7:30 p.m., CT in Iowa City, Iowa.





# 2022-23 SOUTHEAST MISSOURI BASKETBALL NOTES

## NUMERICAL & ALPHABETICAL ROSTER

### Numerical

No.	Name	Pos.	Ht.	Wt.	Cl.	Hometown (High School/College)
0	Israel Barnes	G	6-4	185	R-Sr.	Wichita, Kan. (Wichita Southeast/Newman University)
1	Phillip Russell	G	5-10	165	So.	St. Louis, Mo. (Vashon/Saint Louis)
3	Aquan Smart	G	6-3	175	So.	Evanston, Ill. (Niles North/Florida International)
4	Adam Larson	F	6-9	180	R-Fr.	Fennimore, Wis. (Fennimore)
5	Chris Harris	G	6-3	205	R-Sr.	Antioch, Ill. (Lake Forest Academy/John A. Logan College)
10	David Idada	C	7-0	250	Fr.	Barendrecht, Netherlands (Golden State Prep)
11	Evan Eursher	G	6-2	177	Fr.	Hendersonville, Tenn. (The Webb School)
12	Tevin Gowins	G	5-9	167	Fr.	Florissant, Mo. (Hazelwood Central)
14	Nate Johnson	F	6-9	250	Sr.	Broward County, Fla. (American Heritage/Seminole State CC)
15	Josh Mitchell	F	6-8	215	So.	Tupelo, Miss. (Tupelo/Northeast Mississippi CC)
21	Josh Earley	F	6-7	242	Jr.	Shawnee Mission, Kan. (Bishop Miege/Tulsa)
22	Gavyn Elkamil	G	6-5	190	So.	Pittsburg, Kan. (Link Prep Academy/Tulsa)
24	Kobe Clark	F	6-6	180	So.	St. Louis, Mo. (Vashon/Georgetown)
33	Dylan Branson	G	6-5	220	So.	St. Louis, Mo. (Mehlville)
35	Mason Hanback	C	7-0	245	Fr.	Jackson, Tenn. (Tennessee Prep)

### Alphabetical

No.	Name	Pos.	Ht.	Wt.	Cl.	Hometown (High School/College)
0	Israel Barnes	G	6-4	185	R-Sr.	Wichita, Kan. (Wichita Southeast/Newman University)
33	Dylan Branson	G	6-5	220	So.	St. Louis, Mo. (Mehlville)
24	Kobe Clark	F	6-6	180	So.	St. Louis, Mo. (Vashon/Georgetown)
21	Josh Earley	F	6-7	242	Jr.	Shawnee Mission, Kan. (Bishop Miege/Tulsa)
22	Gavyn Elkamil	G	6-5	190	So.	Pittsburg, Kan. (Link Prep Academy/Tulsa)
11	Evan Eursher	G	6-2	177	Fr.	Hendersonville, Tenn. (The Webb School)
12	Tevin Gowins	G	5-9	167	Fr.	Florissant, Mo. (Hazelwood Central)
35	Mason Hanback	C	7-0	245	Fr.	Jackson, Tenn. (Tennessee Prep)
5	Chris Harris	G	6-3	205	R-Sr.	Antioch, Ill. (Lake Forest Academy/John A. Logan College)
10	David Idada	C	7-0	250	Fr.	Barendrecht, Netherlands (Golden State Prep)
14	Nate Johnson	F	6-9	250	Sr.	Broward County, Fla. (American Heritage/Seminole State CC)
4	Adam Larson	F	6-9	180	R-Fr.	Fennimore, Wis. (Fennimore)
15	Josh Mitchell	F	6-8	215	So.	Tupelo, Miss. (Tupelo/Northeast Mississippi CC)
1	Phillip Russell	G	5-10	165	So.	St. Louis, Mo. (Vashon/Saint Louis)
3	Aquan Smart	G	6-3	175	So.	Evanston, Ill. (Niles North/Florida International)

**Head Coach:** Brad Korn, Third Year (Southern Illinois, 2004)

**Assistant Coach:** Keith Pickens, Fifth Year (Missouri State, 2013)

**Assistant Coach:** J.R. Reynolds, First Year (Eastern Illinois, 2004)

**Assistant Coach:** Connor Wheeler, First Year (SIU Edwardsville, 2016)

**Director of Operations:** LaDon Champagnie, Second Year (Missouri Baptist, 2013)

#### » Breakdown by Class

Total Squad Members.....	15
Seniors.....	3
Juniors.....	1
Sophomores.....	6
Freshmen.....	5

#### » Geographical Breakdown

Florida.....	1
Illinois.....	2
Kansas.....	3
Mississippi.....	1
Missouri.....	4
Netherlands.....	1
Tennessee.....	2
Wisconsin.....	1

#### » Breakdown by Position

Guard.....	8
Forward.....	5
Center.....	2

#### » Pronunciation Guide

David Idada.....	eye-dah-dah
Gavyn Elkamil.....	elk-uh-mill
Evan Eursher.....	urr-sure
Mason Hanback.....	hand-back



**0** | **Israel Barnes**  
G / 6-4 / 185 / R-Sr.  
Wichita, Kan.



**1** | **Phillip Russell**  
G / 5-10 / 165 / So.  
St. Louis, Mo.




**3** | **Aquan Smart**  
G / 6-3 / 175 / So.  
Evanston, Ill.



**4** | **Adam Larson**  
F / 6-9 / 180 / R-Fr.  
Fennimore, Wis.



**5** | **Chris Harris**  
G / 6-3 / 205 / R-Sr.  
Antioch, Ill.



**10** | **David Idada**  
C / 7-0 / 250 / Fr.  
Barendrecht, Netherlands



**11** | **Evan Eursher**  
G / 6-2 / 177 / Fr.  
Hendersonville, Tenn.



**12** | **Tevin Gowins**  
G / 5-9 / 167 / Fr.  
Florissant, Mo.



**14** | **Nate Johnson**  
F / 6-9 / 250 / Sr.  
Broward County, Fla.



**15** | **Josh Mitchell**  
F / 6-8 / 215 / So.  
Tupelo, Miss.



**21** | **Josh Earley**  
F / 6-7 / 242 / Jr.  
Shawnee Mission, Kan.




**22** | **Gavyn Elkamil**  
G / 6-5 / 190 / So.  
Pittsburg, Kan.



**24** | **Kobe Clark**  
F / 6-6 / 180 / So.  
St. Louis, Mo.



**33** | **Dylan Branson**  
G / 6-5 / 220 / So.  
St. Louis, Mo.



**35** | **Mason Hanback**  
C / 7-0 / 245 / Fr.  
Jackson, Tenn.



**Brad Korn**  
Head Coach  
Third Year



**Keith Pickens**  
Assistant Coach  
Fifth Year



**J.R. Reynolds**  
Assistant Coach  
First Year



**Connor Wheeler**  
Assistant Coach  
First Year



**LaDon Champagnie**  
Director of Operations  
Second Year



# BRAD KORN

Head Coach

Third Year // Southern Illinois, 2004



## REDHAWK BASKETBALL

**B**rad Korn has the Southeast Missouri basketball program trending in the right direction entering his third year as head coach in 2022-23.

Korn guided SEMO to its first Ohio Valley Conference Tournament semifinal appearance in 17 years and fourth in program history a year ago. The Redhawks finished fourth in the OVC with an overall record of 14-18 and 8-9 against league foes.

SEMO had a pair of All-OVC performers in Eric Reed, Jr. (First-Team) and Phillip Russell (Second-Team). It marked the first time the Redhawks had a player on both the OVC first and second teams in a season since 2016-17.

The Redhawks win total increased by a +3 margin from 11 (2021-22) to 14 (2022-23) victories since Korn took over the helm.

Statistically, SEMO finished its 2022-23 campaign ranked among the top three in the OVC in scoring offense (3rd, 75.6 ppg), free throw percentage (2nd, .732), turnover margin (3rd, +0.41) and 3-point field goals made (1st, 281). SEMO's 281 three-point field goals made were second-most in a season in

program history.

Korn's first head coaching job has been anything but easy as he took over at SEMO in the middle of a global COVID-19 pandemic.

Throughout all the challenges and uncertainties during an unprecedented 2020-21 season, Korn led his first SEMO team to an overall record of 11-16 and seventh-place finish in the OVC.

The Redhawks made the OVC Tournament for the first time since 2016-17 and saw a +4 improvement in total wins and a +6 jump in OVC victories from the year before. SEMO's nine (9-11) conference victories matched the program's most in a season in 20 years.

SEMO ranked among the top five in the OVC in 3-point field goal percentage (5th, .352), rebounding margin (5th, +2.2), defensive rebounds (5th, 25.6 per game) and defensive rebound percentage (1st, .764).

Korn was officially introduced as SEMO's head coach on Mar. 23, 2020 and is the seventh head coach in SEMO's NCAA Division I era (since 1991-92).

Prior to arriving in Cape Girardeau, Korn spent five years at Big 12 Conference member Kansas State working the four seasons as an

assistant coach and one as the program's Director of Operations.

In his final four years back at K-State after returning following a three-year stint at Missouri State (2013-16), Korn helped the Wildcats to 82 wins and three-straight NCAA Tournament appearances. K-State posted back-to-back 25-win campaigns for the first time in school history (2017-18, 2018-19).

During his first year back in 2016-17, the squad won 21 games, including eight over teams that advanced to the postseason, and knocked off Wake Forest in the NCAA First Four before losing to #18

Cincinnati in the NCAA South Regional First Round.

Working primarily with the post players, Korn was a big influence on the development of two-time All-Big 12 First Team selection Dean Wade, who became the fourth Wildcat to earn All-Big 12 First-Team honors in 2018 and just the second to do so in back-to-back seasons. Wade is one of just three players to rank in the school's Top 10 in both career scoring (1,510) and rebounding (685). He was instrumental in the progress of Makol Mawien, who has started all 103 games in his K-State career and emerged as one of the top big men in the





Big 12.

Korn was also key in the growth of All-Big 12 selections Wesley Iwundu and D.J. Johnson during his first season as an assistant coach in 2016-17. Iwundu, who was twice named Third Team All-Big 12, became the first Wildcat since 2008 to be taken in the NBA Draft when he was selected with 33rd overall pick by the Orlando Magic. Johnson, an honorable mention all-league selection, broke the career field goal percentage record at 59.5 percent, while setting the single-season mark for the second consecutive season at 62.3 percent in 2016-17.

Korn spent one season on Bruce Weber's inaugural staff at K-State as Director of Operations in 2012-13, helping the Wildcats to a 27-8 overall record and their first-ever Big 12 regular-season title. It was the school's first conference title since 1977, while the 27 wins rated second-most in school history.


Overall, he has 15 years of Division I experience, which includes time at his alma mater – Southern Illinois (2004-12). Korn has extensive ties to Weber after playing his first four years (1999-2003) for him at Southern Illinois. He redshirted in 1999-2000 before playing the next three years for Weber. He concluded his playing career for (current Purdue head coach) Matt Painter in 2003-04 before spending the next eight years (2004-12) at SIU as an assistant for then-Saluki head coach and current K-State associate head

coach Chris Lowery.

Korn returned to Manhattan in May 2016 after three seasons at Missouri State, where he served as an assistant coach to then-head coach Paul Lusk from 2013-16. At MSU, he helped the Bears to 44 wins, including a 20-win season and a trip to the CollegenInsider.com Tournament in 2013-14.

Korn helped mentor a number of All-Missouri Valley honorees during his stay at Missouri State, including 2014 All-MVC Second-Team selection Jarmar Gulley and 2016 MVC Newcomer of the Year Dequon Miller. In addition, he coached three MVC All-Freshman Team honorees in Austin Ruder in 2014 and Obediah Church and Jarred Dixon in 2016 as well as two Most Improved Team members (Dorrian Williams in 2015 and Chris Kendrix in 2016).

Prior to his first stint at K-State, Korn spent eight years (2004-12) at Southern Illinois, including his final six years as a full-time assistant under Lowery. He helped the Salukis post a 145-116 (.556) overall record with four postseason appearances, two Missouri Valley Conference championships and one State Farm Missouri Valley Conference Tournament title. The squad won 20 or more games and advanced to the NCAA Tournament on three occasions (2005, 2006, 2007) during his tenure as an assistant coach, including a 2007 trip to the Sweet 16. He was a graduate assistant at SIU his first two years before being elevated to a full-time assistant coach on Jan.



31, 2006.

A native of Plano, Illinois, Korn helped the Salukis through one of their greatest periods of success from 1999 to 2004. The squad went from 16 wins his redshirt-freshman season to three consecutive NCAA Tournament appearances under Weber and Painter. He was also a part of three Missouri Valley regular season championships as a player.

The 6-foot-9 forward saw action in 121 games in his career, averaging 5.2 points and 2.3 rebounds in 14.5 minutes per

game. As a senior, he averaged 9.7 points on 41 percent shooting with four rebounds and 1.9 assists in helping SIU to 25 wins and a 17-1 mark in MVC play. He was named to the league's Most Improved Team.

Korn earned a bachelor's degree in Marketing from Southern Illinois in 2004 and his master's degree in Administrative Studies from Missouri State in 2016. He resides in Cape Girardeau with his wife, Kristin, and daughters Brielyn and Ashtyn.



# 2022-23 SOUTHEAST MISSOURI BASKETBALL NOTES

## HEAD COACH BRAD KORN



### ■ The Korn File

**Experience:**

18th Year (Third at SEMO)

**Hometown:**

Plano, Ill.

**Birthdate:**

August 22, 1981

**Alma Mater:**

Southern Illinois, 2004

**Education:**

BB.A. Marketing (Southern Illinois)  
Master's Administrative Studies (Missouri State)

**Date Hired:**

March 23, 2020

**Family:**

Wife - Kristin  
Children - Brielyn, Ashtyn

**Playing Experience:**

Southern Illinois, 1999-04

**Coaching Experience:**

Southern Illinois, Graduate Asst., 2004-06  
Southern Illinois, Assistant Coach, 2006-12  
Kansas State, Dir. of Operations, 2012-13  
Missouri State, Assistant Coach, 2013-16  
Kansas State, Assistant Coach, 2016-20  
Southeast Missouri, 2020-pr.

### Korn Year-by-Year Records

Year	School	Assignment	Record	Conference/Finish	Postseason
2004-05	Southern Illinois	Graduate Assistant	27-8	15-3/1st	NCAA Second Round
2005-06	Southern Illinois	Graduate Assistant	22-11	12-6/2nd	NCAA First Round
2006-07	Southern Illinois	Assistant Coach	29-7	15-3/1st	NCAA Sweet 16
2007-08	Southern Illinois	Assistant Coach	18-15	11-7/3rd	NIT Second Round
2008-09	Southern Illinois	Assistant Coach	13-18	8-10/5th	-
2009-10	Southern Illinois	Assistant Coach	15-15	6-12/9th	-
2010-11	Southern Illinois	Assistant Coach	13-19	5-13/8th	-
2011-12	Southern Illinois	Assistant Coach	8-23	5-13/9th	-
2012-13	Kansas State	Director of Operations	27-8	14-4/1st	NCAA Second Round
2013-14	Missouri State	Assistant Coach	20-13	9-9/4th	CollegelInsider.com Tourn. (CIT)
2014-15	Missouri State	Assistant Coach	11-20	5-13/8th	-
2015-16	Missouri State	Assistant Coach	13-19	8-10/7th	-
2016-17	Kansas State	Assistant Coach	21-14	8-10/6th	NCAA First Round
2017-18	Kansas State	Assistant Coach	25-12	10-8/4th	NCAA Elite Eight
2018-19	Kansas State	Assistant Coach	25-9	14-4/1st	NCAA First Round
2019-20	Kansas State	Assistant Coach	11-21	3-15/10th	-
2020-21	Southeast Missouri	Head Coach	11-16	9-11/7th	-
2021-22	Southeast Missouri	Head Coach	14-18	8-9/4th	-
2022-23	Southeast Missouri	Head Coach	5-5		

**Overall Record:** 30-39

Record at Southeast Missouri, 30-39, 17-20 Ohio Valley Conference (3 years)

Record as a College Assistant: 222-205

Record as a Graduate Assistant: 49-19



**2022-23 SOUTHEAST MISSOURI BASKETBALL NOTES**  
**2022-23 STATISTICS**



<b>RECORD:</b>	<b>OVERALL</b>	<b>HOME</b>	<b>AWAY</b>	<b>NEUTRAL</b>
ALL GAMES	5-5	2-1	2-3	1-1
CONFERENCE	0-0	0-0	0-0	0-0
NON-CONFERENCE	5-5	2-1	2-3	1-1

#	Player	gp-gs	min	avg	Total		3-Point		F-Throw		Rebounds				pf	dq	a	to	blk	stl	pts	avg
					fg-fga	fg%	3fg-fga	3fg%	ft-fta	ft%	off	def	tot	avg								
01	RUSSELL, Phillip	10-10	305	30.5	54-129	.419	24-72	.333	36-42	.857	5	28	33	3.3	32	2	47	32	1	17	168	16.8
00	BARNES, Israel	5-2	134	26.8	26-58	.448	11-28	.393	11-15	.733	7	9	16	3.2	10	1	5	6	1	3	74	14.8
05	HARRIS, Chris	9-9	269	29.9	27-99	.273	14-49	.286	33-43	.767	6	34	40	4.4	10	0	19	27	1	9	101	11.2
21	EARLEY, Josh	6-0	127	21.2	24-48	.500	0-0	.000	15-26	.577	10	30	40	6.7	6	0	1	5	2	1	63	10.5
24	CLARK, Kobe	10-10	322	32.2	29-75	.387	8-25	.320	9-10	.900	30	64	94	9.4	30	0	29	18	14	19	75	7.5
04	LARSON, Adam	9-1	164	18.2	22-44	.500	11-29	.379	7-13	.538	5	16	21	2.3	18	0	1	1	3	1	62	6.9
03	SMART, Aquan	8-4	164	20.5	15-40	.375	7-15	.467	6-10	.600	3	10	13	1.6	29	3	15	19	3	12	43	5.4
14	JOHNSON, Nate	10-10	165	16.5	24-45	.533	0-1	.000	5-9	.556	16	22	38	3.8	25	1	3	10	4	2	53	5.3
33	BRANSON, Dylan	6-4	114	19.0	9-23	.391	2-10	.200	8-10	.800	2	18	20	3.3	11	0	13	9	3	3	28	4.7
15	MITCHELL, Josh	7-0	64	9.1	9-14	.643	0-0	.000	5-10	.500	5	9	14	2.0	7	0	2	2	3	2	23	3.3
35	HANBACK, Mason	2-0	11	5.5	2-2	1.000	0-0	.000	1-1	1.000	0	1	1	0.5	1	0	0	1	0	0	5	2.5
12	GOWINS, Tevin	7-0	108	15.4	6-13	.462	4-6	.667	0-0	.000	4	6	10	1.4	12	0	3	8	0	5	16	2.3
11	EURSHER, Evan	4-0	53	13.3	3-11	.273	1-8	.125	2-2	1.000	0	5	5	1.3	4	0	1	3	0	2	9	2.3
Team											12	16	28				7					
Total.....		10	2000		250-601	.416	82-243	.337	138-191	.723	105	268	373	37.3	195	7	139	148	35	76	720	72.0
Opponents.....		10	2000		238-556	.428	67-226	.296	141-216	.653	85	256	341	34.1	185	-	118	162	36	69	684	68.4

**TEAM STATISTICS**

	<b>SEMO</b>	<b>OPP</b>
SCORING	720	684
Points per game	72.0	68.4
Scoring margin	+3.6	-
FIELD GOALS-ATT	250-601	238-556
Field goal pct	.416	.428
3 POINT FG-ATT	82-243	67-226
3-point FG pct	.337	.296
3-pt FG made per game	8.2	6.7
FREE THROWS-ATT	138-191	141-216
Free throw pct	.723	.653
F-Throws made per game	13.8	14.1
REBOUNDS	373	341
Rebounds per game	37.3	34.1
Rebounding margin	+3.2	-
ASSISTS	139	118
Assists per game	13.9	11.8
TURNOVERS	148	162
Turnovers per game	14.8	16.2
Turnover margin	+1.4	-
Assist/turnover ratio	0.9	0.7
STEALS	76	69
Steals per game	7.6	6.9
BLOCKS	35	36
Blocks per game	3.5	3.6
ATTENDANCE	2622	22684
Home games-Avg/Game	3-874	5-4537
Neutral site-Avg/Game	-	2-0

<b>Date</b>	<b>Opponent</b>		<b>Score</b>	<b>Att.</b>
11-07-22	at South Fla.	w	64-61	4046
11-12-22	LYON	w	83-46	683
11-16-22	at Evansville	w	67-61	3756
11-19-22	at Bradley	L	60-73	4826
11-22-22	WILLIAM WOODS	w	87-49	784
! 11-26-22	vs Boston U.	w	63-52	0
! 11-27-22	vs UC Davis	L	71-73	0
! 11-28-22	at Milwaukee	L	68-84	1183
12-04-22	at Missouri	L	89-96	8873
12-07-22	PURDUE FORT WAYNE	L	68-89	1155

! = Cream City Classic (Milwaukee, Wis.)  
 \* = Conference game

<b>Score by Periods</b>	<b>1st</b>	<b>2nd</b>	<b>Totals</b>
Southeast Missouri	345	375	720
Opponents	316	368	684



# 2022-23 SOUTHEAST MISSOURI BASKETBALL NOTES

## 2022-23 STATISTICS

### Comparison Game-by-Game (SEMO/Opponent)

Opponent	1st	2nd	Score	Mar	Total FG	FG Pct	3-Pointers	3FG Pct	Free Throws	FT Pct	Rebounds (Mar)	Assist	T/Over	Block	Steal	Fouls
South Florida	30/30	34/31	64-61	+3	20-56/24-52	.357/.462	10-26/4-19	.385/.211	14-22/9-19	.636/.474	39/38 +1	10/8	15/16	2/3	6/6	21/19
Lyon College	34/13	49/33	83-46	+37	33-71/14-48	.465/.292	8-33/6-22	.242/.273	9-16/12-15	.563/.800	49/21 +28	17/7	19/25	4/1	14/3	17/12
Evansville	36/23	31/38	67-61	+6	23-55/20-62	.418/.323	6-18/3-22	.333/.136	15-16/18-31	.938/.581	38/44 (6)	8/4	14/12	1/2	3/6	24/19
Bradley	36/42	24/31	60-73	(13)	20-56/27-54	.357/.500	8-21/6-22	.381/.273	12-16/13-22	.750/.591	31/39 (8)	11/11	11/13	1/10	8/6	21/17
William Woods	40/21	38/28	87-49	+38	31-64/20-57	.484/.351	5-20/5-22	.250/.227	20-27/4-10	.741/.400	49/20 +29	20/11	11/17	4/4	6/6	10/20
Boston	28/18	35/34	63-52	+11	19-53/18-57	.358/.316	9-23/5-24	.391/.208	16-21/11-12	.762/.917	43/32 +11	12/11	12/8	6/3	2/5	16/19
UC Davis	32/32	39/41	71-73	(2)	24-59/27-57	.407/.474	7-19/8-21	.368/.381	16-21/11-24	.762/.458	32/42 (10)	14/13	17/21	5/2	14/6	21/23
Milwaukee	31/46	37/38	68-84	(16)	22-62/26-51	.355/.510	10-34/6-15	.294/.400	14-21/26-33	.667/.788	28/44 (16)	15/15	16/22	6/8	9/9	25/22
Missouri	40/50	49/46	89-96	(7)	34-63/34-61	.540/.557	13-26/11-27	.500/.407	8-15/17-23	.533/.739	30/29 +1	16/17	18/14	3/1	5/14	19/16
Purdue Fort Wayne	29/41	39/48	68-89	(21)	24-62/28-57	.387/.491	6-23/13-32	.261/.406	14-16/20-27	.875/.741	34/32 +2	16/21	15/14	3/2	9/8	21/18
Arkansas State																
Iowa																
Southern Illinois																
Southern Indiana																
SIU Edwardsville																
UT Martin																
Little Rock																
Lindenwood																
Morehead State																
UT Martin																
Tennessee Tech																
Tennessee State																
Eastern Illinois																
Little Rock																
Tennessee Tech																
Tennessee State																
Morehead State																
Eastern Illinois																
Southern Indiana																
Lindenwood																
SIU Edwardsville																

### Points in the Paint, Second Chance Points, Points Off Turnovers, Fastbreak Points, Bench Points

Opponent	W/L	POINTS IN THE PAINT		2ND CHANCE POINTS		POINTS OFF TURNOVERS		FAST BREAK POINTS		BENCH POINTS	
		SEMO	OPP.	SEMO	OPP.	SEMO	OPP.	SEMO	OPP.	SEMO	OPP.
South Florida	W	14	36	14	7	12	11	4	6	18	20
Lyon College	W	48	14	22	3	30	16	18	8	30	24
Evansville	W	24	34	8	15	10	11	15	16	23	9
Bradley	L	14	40	8	14	11	12	3	15	14	14
William Woods	W	28	52	23	5	20	16	11	8	34	24
Boston	W	14	24	15	8	14	14	5	13	16	12
UC Davis	L	32	34	2	11	17	15	22	16	15	13
Milwaukee	L	18	40	9	4	17	20	9	24	47	16
Missouri	L	36	44	6	7	12	29	8	31	20	29
Purdue Fort Wayne	L	24	26	6	3	13	22	21	21	7	45
Arkansas State											
Iowa											
Southern Illinois											
Southern Indiana											
SIU Edwardsville											
UT Martin											
Little Rock											
Lindenwood											
Morehead State											
UT Martin											
Tennessee Tech											
Tennessee State											
Eastern Illinois											
Little Rock											
Tennessee Tech											
Tennessee State											
Morehead State											
Eastern Illinois											
Southern Indiana											
Lindenwood											
SIU Edwardsville											



**Game-by-Game Leaders**

Opponent	W/L	Score	Points	Rebounds	Assists	Blocks	Steals
South Florida	W	64-61	Harris - 16	Clark, Earley - 8	Clark, Russell - 3	Earley, Larson - 1	Smart - 3
Lyon College	W	83-46	Russell - 23	Clark - 16	Smart - 6	Clark - 2	Russell - 5
Evansville	W	67-61	Harris - 14	Clark, Russell, Harris - 6	Harris - 3	Smart, Clark, Larson - 1	Russell, Smart, Harris - 1
Bradley	L	60-73	Harris - 14	Clark - 9	Russell - 7	Clark - 1	Clark - 3
William Woods	W	87-49	Mitchell - 14	Clark - 14	Russell - 8	Larson, Clark, Mitchell, Branson - 1	Eursher, Gowins - 2
Boston	W	63-52	Russell - 21	Clark - 12	Russell, Branson - 3	Clark - 5	Clark - 2
UC Davis	L	71-73	Russell, Harris - 16	Branson - 8	Russell - 4	Clark, Johnson, Branson, Smart, Larson - 1	Harris, Smart - 3
Milwaukee	L	68-84	Barnes - 22	Clark - 8	Clark - 8	Clark, Mitchell - 2	Clark - 5
Missouri	L	89-96	Russell - 26	Clark - 7	Russell - 7	Clark, Johnson, Branson - 1	Russell - 2
Purdue Fort Wayne	L	68-89	Russell - 25	Clark - 11	Russell - 6	Clark, Barnes, Russell - 1	Clark, Russell, Gowins - 2
Arkansas State							
Iowa							
Southern Illinois							
Southern Indiana							
SIU Edwardsville							
UT Martin							
Little Rock							
Lindenwood							
Morehead State							
UT Martin							
Tennessee Tech							
Tennessee State							
Eastern Illinois							
Little Rock							
Tennessee Tech							
Tennessee State							
Morehead State							
Eastern Illinois							
Southern Indiana							
Lindenwood							
SIU Edwardsville							

**Game-by-Game Starters**

Opponent	W/L	Score	Guard	Guard	Guard	Guard/Forward	Center	First Man Off the Bench
South Florida	W	64-61	Russell	Harris	Smart	Clark, F	Johnson	Earley, 9 pts., 8 reb., 20 min.
Lyon College	W	83-46	Russell	Harris	Smart	Clark, F	Johnson	Larson, 8 pts., 4 reb., 21 min.
Evansville	W	67-61	Russell	Harris	Smart	Clark, F	Johnson	Earley, 13 pts., 4 reb., 22 min.
Bradley	L	60-73	Russell	Harris	Smart	Clark, F	Johnson	Earley, 8 pts., 6 reb., 24 min.
William Woods	W	87-49	Russell	Harris	Larson	Clark, F	Johnson	Branson, 7 pts., 7 reb., 19 min.
Boston	W	63-52	Russell	Harris	Branson	Clark, F	Johnson	Smart, 5 pts., 2 reb., 17 min.
UC Davis	L	71-73	Russell	Harris	Branson	Clark, F	Johnson	Barnes, 2 pts., 2 assists, 2 steals, 18 min.
Milwaukee	L	68-84	Russell	Harris	Branson	Clark, F	Johnson	Barnes, 22 pts., 5 reb., 22 min.
Missouri	L	89-96	Russell	Harris	Barnes	Clark, F	Johnson	Earley, 15 pts., 4 reb., 25 min.
Purdue Fort Wayne	L	68-89	Russell	Barnes	Branson	Clark, F	Johnson	Earley, 7 pts., 6 reb., 20 min.
Arkansas State								
Iowa								
Southern Illinois								
Southern Indiana								
SIU Edwardsville								
UT Martin								
Little Rock								
Lindenwood								
Morehead State								
UT Martin								
Tennessee Tech								
Tennessee State								
Eastern Illinois								
Little Rock								
Tennessee Tech								
Tennessee State								
Morehead State								
Eastern Illinois								
Southern Indiana								
Lindenwood								
SIU Edwardsville								

**Starting Lineup Combinations**

Record	Guard	Guard	Guard	Guard/Forward	Center
3-1	Russell	Harris	Smart	Clark, F	Johnson
1-0	Russell	Harris	Larson	Clark, F	Johnson
1-2	Russell	Harris	Branson	Clark, F	Johnson
0-1	Russell	Harris	Barnes	Clark, F	Johnson
0-1	Russell	Barnes	Branson	Clark, F	Johnson



## 2022-23 SOUTHEAST MISSOURI BASKETBALL NOTES

### 2022-23 TEAM GAME-BY-GAME STATISTICS

	Score	FG-A	Pct.	3FG-A	Pct.	FT-A	Pct.	OFF	DEF	Total	E	A	TO	B	S
<b>Southeast Missouri</b>	<b>W, 64-61</b>	<b>20-56</b>	<b>.357</b>	<b>10-26</b>	<b>.385</b>	<b>14-22</b>	<b>.636</b>	<b>11</b>	<b>28</b>	<b>39</b>	<b>21</b>	<b>10</b>	<b>15</b>	<b>2</b>	<b>6</b>
South Florida	-	24-52	.462	4-19	.211	9-19	.474	8	30	38	19	8	16	3	6
<b>Southeast Missouri</b>	<b>W, 83-46</b>	<b>33-71</b>	<b>.465</b>	<b>8-33</b>	<b>.242</b>	<b>9-16</b>	<b>.563</b>	<b>20</b>	<b>29</b>	<b>49</b>	<b>17</b>	<b>17</b>	<b>19</b>	<b>4</b>	<b>14</b>
Lyon College		14-48	.292	6-22	.273	12-15	.800	2	19	21	12	7	25	1	3
<b>Southeast Missouri</b>	<b>W, 67-61</b>	<b>23-55</b>	<b>.418</b>	<b>6-18</b>	<b>.333</b>	<b>15-16</b>	<b>.938</b>	<b>7</b>	<b>31</b>	<b>38</b>	<b>24</b>	<b>8</b>	<b>14</b>	<b>1</b>	<b>3</b>
Evansville		20-62	.323	3-22	.136	18-31	.581	18	26	44	19	4	12	2	6
<b>Southeast Missouri</b>	<b>L, 60-73</b>	<b>20-56</b>	<b>.357</b>	<b>8-21</b>	<b>.381</b>	<b>12-16</b>	<b>.750</b>	<b>10</b>	<b>21</b>	<b>31</b>	<b>21</b>	<b>11</b>	<b>11</b>	<b>1</b>	<b>8</b>
Bradley		27-54	.500	6-22	.273	13-22	.591	11	28	39	17	11	13	10	6
<b>Southeast Missouri</b>	<b>W, 87-49</b>	<b>31-64</b>	<b>.484</b>	<b>5-20</b>	<b>.250</b>	<b>20-27</b>	<b>.741</b>	<b>18</b>	<b>31</b>	<b>49</b>	<b>10</b>	<b>20</b>	<b>11</b>	<b>4</b>	<b>6</b>
William Woods		20-57	.351	5-22	.227	4-10	.400	4	16	20	20	11	17	4	6
<b>Southeast Missouri</b>	<b>W, 63-52</b>	<b>19-53</b>	<b>.358</b>	<b>9-23</b>	<b>.391</b>	<b>16-21</b>	<b>.762</b>	<b>11</b>	<b>32</b>	<b>43</b>	<b>16</b>	<b>12</b>	<b>12</b>	<b>6</b>	<b>2</b>
Boston		18-57	.316	5-24	.208	11-12	.917	7	25	32	19	11	8	3	5
<b>Southeast Missouri</b>	<b>L, 71-73</b>	<b>24-59</b>	<b>.407</b>	<b>7-19</b>	<b>.368</b>	<b>16-21</b>	<b>.762</b>	<b>6</b>	<b>26</b>	<b>32</b>	<b>21</b>	<b>14</b>	<b>17</b>	<b>5</b>	<b>14</b>
UC Davis		26-51	.510	6-15	.400	26-33	.788	11	33	44	22	15	22	8	9
<b>Southeast Missouri</b>	<b>L, 68-84</b>	<b>22-62</b>	<b>.355</b>	<b>10-34</b>	<b>.294</b>	<b>14-21</b>	<b>.667</b>	<b>9</b>	<b>19</b>	<b>28</b>	<b>25</b>	<b>15</b>	<b>16</b>	<b>6</b>	<b>9</b>
Milwaukee		26-51	.510	6-15	.400	26-33	.788	11	33	44	22	15	22	8	9
<b>Southeast Missouri</b>	<b>L, 89-96</b>	<b>34-63</b>	<b>.540</b>	<b>13-26</b>	<b>.500</b>	<b>8-15</b>	<b>.533</b>	<b>8</b>	<b>22</b>	<b>30</b>	<b>19</b>	<b>16</b>	<b>18</b>	<b>3</b>	<b>5</b>
Missouri		34-61	.557	11-27	.407	17-23	.739	8	21	29	16	17	14	1	14
<b>Southeast Missouri</b>	<b>L, 68-89</b>	<b>24-62</b>	<b>.387</b>	<b>6-23</b>	<b>.261</b>	<b>14-16</b>	<b>.875</b>	<b>5</b>	<b>29</b>	<b>34</b>	<b>21</b>	<b>16</b>	<b>15</b>	<b>3</b>	<b>9</b>
Purdue Fort Wayne		28-57	.491	13-32	.406	20-27	.741	4	28	32	18	21	14	2	8
<b>Southeast Missouri</b>															
Arkansas															
<b>Southeast Missouri</b>															
Iowa															
<b>Southeast Missouri</b>															
Southern Illinois															
<b>Southeast Missouri</b>															
Southern Indiana															
<b>Southeast Missouri</b>															
SIU Edwardsville															
<b>Southeast Missouri</b>															
UT Martin															
<b>Southeast Missouri</b>															
Little Rock															
<b>Southeast Missouri</b>															
Lindenwood															
<b>Southeast Missouri</b>															
Morehead State															
<b>Southeast Missouri</b>															
UT Martin															
<b>Southeast Missouri</b>															
Tennessee Tech															
<b>Southeast Missouri</b>															
Tennessee State															
<b>Southeast Missouri</b>															
Eastern Illinois															
<b>Southeast Missouri</b>															
Little Rock															
<b>Southeast Missouri</b>															
Tennessee Tech															
<b>Southeast Missouri</b>															
Tennessee State															
<b>Southeast Missouri</b>															
Morehead State															
<b>Southeast Missouri</b>															
Eastern Illinois															
<b>Southeast Missouri</b>															
Southern Indiana															
<b>Southeast Missouri</b>															
Lindenwood															
<b>Southeast Missouri</b>															
SIU Edwardsville															



**2022-23 Game-by-Game Leaders Summary (# of Games)**

**Points**

Phillip Russell.....	5
Chris Harris.....	4
Josh Mitchell.....	1
Israel Barnes.....	1

**Rebounds**

Kobe Clark.....	9
Josh Earley.....	1
Phillip Russell.....	1
Chris Harris.....	1
Dylan Branson.....	1

**Assists**

Phillip Russell.....	7
Kobe Clark.....	2
Aquan Smart.....	1
Chris Harris.....	1
Dylan Branson.....	1

**Blocks**

Kobe Clark.....	9
Dylan Branson.....	3
Adam Larson.....	2
Aquan Smart.....	2
Josh Mitchell.....	2
Nate Johnson.....	2
Israel Barnes.....	1
Phillip Russell.....	1

**Steals**

Aquan Smart.....	3
Kobe Clark.....	3
Phillip Russell.....	3
Chris Harris.....	2
Evan Eursher.....	1
Tevin Gowins.....	1

**Dunks (# for 2022-23 Season)**

Josh Mitchell.....	4
Adam Larson.....	3
Kobe Clark.....	3
Mason Hanback.....	1
Josh Earley.....	1
Nate Johnson.....	1
Phillip Russell.....	1
Tevin Gowins.....	1

**Games Played/Started**

	<u>2022-23</u>	<u>Career</u>
Chris Harris	9/9	66/41
Dylan Branson	6/4	65/37
Nate Johnson	10/10	46/10
Phillip Russell	10/10	40/40
Kobe Clark	10/10	10/10
Adam Larson	9/1	9/1
Aquan Smart	8/4	8/4
Tevin Gowins	7/0	7/0
Josh Mitchell	7/0	7/0
Josh Earley	6/0	6/0
Israel Barnes	5/2	5/2
Evan Eursher	4/0	4/0
Mason Hanback	2/0	2/0

**Career Ledger**

**Double-Digit Point Games**

	<u>2022-23</u>	<u>Career</u>
Chris Harris.....	5	39
Phillip Russell.....	10	30
Nate Johnson.....	1	3
Dylan Branson.....	1	3
Josh Earley.....	3	3
Israel Barnes.....	3	3
Kobe Clark.....	2	2
Adam Larson.....	2	2
Josh Mitchell.....	1	1
Aquan Smart.....	1	1

**Double-Digit Rebound Games**

	<u>2022-23</u>	<u>Career</u>
Kobe Clark.....	4	4
DQ Nicholas.....	-	1
Phillip Russell.....	-	1
Josh Earley.....	1	1
Josh Mitchell.....	1	1

**20+ Point Games**

	<u>2022-23</u>	<u>Career</u>
Phillip Russell.....	4	10
Chris Harris.....	-	3
Israel Barnes.....	3	3

**30-Point Games**

	<u>2022-23</u>	<u>Career</u>
Eric Reed, Jr.....	-	2
Phillip Russell.....	-	1

**8+ Rebound Games**

	<u>2022-23</u>	<u>Career</u>
Kobe Clark.....	6	6
Josh Earley.....	2	2
Eric Reed, Jr.....	-	1
Phillip Russell.....	-	1
Chris Harris.....	-	1
Josh Mitchell.....	1	1
Dylan Branson.....	1	1

**5+ Assist Games**

	<u>2022-23</u>	<u>Career</u>
Chris Harris.....	-	12
Phillip Russell.....	4	8
Kobe Clark.....	3	3
Dylan Branson.....	-	2
Aquan Smart.....	1	1

**3+ Steal Games**

	<u>2022-23</u>	<u>Career</u>
Phillip Russell.....	1	4
Chris Harris.....	1	4
Aquan Smart.....	3	3
Kobe Clark.....	3	3

**Double-Doubles**

	<u>2022-23</u>	<u>Career</u>
Phillip Russell.....	-	1
Josh Earley.....	1	1
Josh Mitchell.....	1	1

**SEMO's 2022-23 Record:**

At Home.....	2-1
On the Road.....	2-3
At Neutral Sites.....	1-1
In Ohio Valley Conference Games.....	0-0
In November.....	5-3
In December.....	0-2
In January.....	0-0
In February.....	0-0
In March.....	0-0
Leading at the Half.....	4-0
Trailing at the Half.....	0-4
Tied at the Half.....	1-1
In Overtime Games.....	0-0
The Redhawks Score First.....	2-1
In 1-4 Point Games.....	1-1
In 5-9 Point Games.....	1-1
In 10-14 Point Games.....	1-1
In 15+ Point Games.....	2-2
Leading with Five Minutes Left in Regulation.....	4-0
Trailing with Five Minutes Left in Regulation.....	1-5
Tied with Five Minutes Left in Regulation.....	0-0
Scoring Less than 50 Points.....	0-0
Scoring 50-59 Points.....	0-0
Scoring 60-69 Points.....	3-3
Scoring 70-79 Points.....	0-1
Scoring 80-89 Points.....	2-1
Scoring 90-99 Points.....	0-0
Scoring 100 or more Points.....	0-0
Giving up Less Than 50 Points.....	2-0
Giving up 50-59 Points.....	1-0
Giving up 60-69 Points.....	2-0
Giving up 70-79 Points.....	0-2
Giving up 80-89 Points.....	0-2
Giving up 90-99 Points.....	0-1
Giving up 100 or more Points.....	0-0
Shooting 50% or Better from the Field.....	0-1
Shooting Less Than 50% from the Field.....	5-4
Opponent Shoots 50% or Better from the Field.....	0-3
Opponent Shoots Less Than 50% from the Field.....	5-2
Outshooting Opponent.....	4-0
Outshot by Opponent.....	1-5
Field Goal Percentage is Tied.....	0-0
Shooting 50% or Better from 3-Point Range.....	0-1
Shooting Less Than 50% from 3-Point Range.....	5-4
Opponent Shoots 50% or Better from 3-Point Range.....	0-0
Opponent Shoots Less Than 50% from 3-Point Range.....	5-5
Shooting 50% or Better from the Free Throw Line.....	5-5
Shooting Less Than 50% from the Free Throw Line.....	0-0
Opponent Shoots 50% or Better from the Free Throw Line.....	3-4
Opponent Shoots Less Than 50% from the Free Throw Line.....	2-1
Shooting More Free Throws Than Opponent.....	4-0
Shooting Less Free Throws Than Opponent.....	1-5
Free Throws are Tied.....	0-0
SEMO's Starters Outscore Opponent's Starters.....	4-2
Opponent's Starters Outscore SEMO's Starters.....	1-3
Starter Scoring is Tied.....	0-0
Bench Outscores Opponent.....	4-3
Opponent Bench Outscores SEMO.....	1-2
Bench Scoring is Tied.....	0-1
Bench Contributes Double Figures in Points.....	5-4
No Redhawk Players Score Double Figures.....	0-0
Two Redhawk Players Score Double Figures.....	3-1
3+ Redhawk Players Score Double Figures.....	2-3
Outrebounding an Opponent.....	4-2
Opponent Outrebounds SEMO.....	1-3
Rebounds are Tied.....	0-0
Getting 10+ Assists.....	4-4
Getting 10+ Steals.....	1-1
Getting 5+ Blocks.....	1-2
Forcing more Turnovers than Opponent.....	3-3
Committing more Turnovers than Opponent.....	2-2
Turnovers are Tied.....	0-0



## 2022-23 SOUTHEAST MISSOURI BASKETBALL NOTES

### 2021-22 OHIO VALLEY CONFERENCE STATISTICS

RECORD:	OVERALL	HOME	AWAY	NEUTRAL
ALL GAMES	8-9	5-3	3-6	0-0
CONFERENCE	8-9	5-3	3-6	0-0
NON-CONFERENCE	0-0	0-0	0-0	0-0

#	Player	gp-gs	min	avg	Total		3-Point		F-Throw		Rebounds					pts	avg					
					fg-fga	fg%	3fg-fga	3fg%	ft-fita	ft%	off	def	tot	avg	pf			dq	a	to	blk	stl
03	REED, JR., Eric	16-15	521	32.6	88-202	.436	40-105	.381	61-73	.836	21	40	61	3.8	30	0	34	29	3	15	277	17.3
01	RUSSELL, Phillip	15-15	476	31.7	63-163	.387	20-75	.267	59-76	.776	11	27	38	2.5	34	1	57	37	0	19	205	13.7
10	PATTERSON, Manny	16-13	300	18.8	63-101	.624	1-1	1.000	27-35	.771	32	37	69	4.3	48	0	3	21	14	9	154	9.6
21	AKENTEN, Nana	15-0	281	18.7	49-106	.462	29-74	.392	10-19	.526	13	54	67	4.5	30	0	12	11	8	6	137	9.1
05	HARRIS, Chris	14-0	298	21.3	34-92	.370	22-51	.431	28-38	.737	2	36	38	2.7	18	0	34	22	2	9	118	8.4
25	RUSSELL, Nygal	17-17	443	26.1	49-125	.392	25-73	.342	13-24	.542	26	73	99	5.8	46	1	42	23	3	10	136	8.0
11	NICHOLAS, DQ	15-2	340	22.7	31-69	.449	14-27	.519	37-51	.725	7	46	53	3.5	30	0	25	18	0	11	113	7.5
14	JOHNSON, Nate	1-0	7	7.0	2-2	1.000	0-0	.000	1-2	.500	0	0	0	0.0	3	0	0	0	0	0	5	5.0
20	THOMPSON, Sam	15-4	200	13.3	28-48	.583	0-1	.000	10-14	.714	13	18	31	2.1	37	2	5	22	11	5	66	4.4
02	THOMPSON, Chase	12-2	165	13.8	12-27	.444	3-10	.300	12-17	.706	3	13	16	1.3	18	1	9	5	2	6	39	3.3
33	BRANSON, Dylan	17-17	294	17.3	15-43	.349	5-23	.217	20-28	.714	14	33	47	2.8	46	1	32	26	4	10	55	3.2
13	LONG, Parker	10-0	100	10.0	6-15	.400	5-11	.455	3-4	.750	3	4	7	0.7	4	0	7	2	0	3	20	2.0
Team											16	17	33				4					
Total.....		17	3425		440-993	.443	164-451	.364	281-381	.738	161	398	559	32.9	344	6	260	220	47	103	1325	77.9
Opponents.....		17	3425		457-1000	.457	126-372	.339	277-387	.716	171	415	586	34.5	340	-	219	228	52	113	1317	77.5

TEAM STATISTICS	SEMO	OPP	Date	Opponent	Score	Att.
SCORING	1325	1317	* 12-30-21	at Murray St.	L 81-106	3630
Points per game	77.9	77.5	* 01-01-22	AUSTIN PEAY	w 98-79	580
Scoring margin	+0.5	-	* 01-06-22	at Belmont	L 62-102	278
FIELD GOALS-ATT	440-993	457-1000	* 01-08-22	at Tennessee St.	L 84-95	269
Field goal pct	.443	.457	* 01-20-22	TENNESSEE ST.	w 85-63	640
3 POINT FG-ATT	164-451	126-372	* 01-22-22	at Eastern Ill.	w 87-58	869
3-point FG pct	.364	.339	* 01-27-22	MOREHEAD ST.	Lot 73-74	1325
3-pt FG made per game	9.6	7.4	* 01-29-22	SIUE	w 85-77	935
FREE THROWS-ATT	281-381	277-387	* 02-03-22	at UT Martin	L 63-84	506
Free throw pct	.738	.716	* 02-05-22	EASTERN ILL.	w 63-56	924
F-Throws made per game	16.5	16.3	* 02-07-22	at SIUE	w 76-47	565
REBOUNDS	559	586	* 02-10-22	at Austin Peay	L 66-74	1253
Rebounds per game	32.9	34.5	* 02-12-22	BELMONT	L 72-81	1469
Rebounding margin	-1.6	-	* 02-17-22	at Tennessee Tech	L 94-98	1009
ASSISTS	260	219	* 02-19-22	at Morehead State	w 92-84	2511
Assists per game	15.3	12.9	* 02-24-22	UT MARTIN	w 76-69	742
TURNOVERS	220	228	* 02-26-22	MURRAY ST.	L 68-70	2934
Turnovers per game	12.9	13.4				
Turnover margin	+0.5	-				
Assist/turnover ratio	1.2	1.0				
STEALS	103	113				
Steals per game	6.1	6.6				
BLOCKS	47	52				
Blocks per game	2.8	3.1				
ATTENDANCE	9549	10890				
Home games-Avg/Game	8-1194	9-1210				
Neutral site-Avg/Game	-	0-0				

\* = Conference game

! = Incarnate Word Thanksgiving Invitational (San Antonio, Texas)

Score by Periods	1st	2nd	OT	Totals
Southeast Missouri	641	675	9	1325
Opponents	617	690	10	1317





# 0

Guard

## ISRAEL BARNES

R-Sr. // 6-4 // 185 // Wichita, Kan. // Newman University




REDHAWK BASKETBALL

**// 2022-23:** Missed the first five games of the season due to a knee sprain... Played in his first NCAA Division I game vs. Boston University (11/26)...Ranks second on the team in scoring with 14.5 points per game...Is one of four Redhawks averaging double figures in the scoring column...Came off the bench to score 22 points, including 13 in the first half at Milwaukee (11/28)... Knocked down four 3-pointers and added five rebounds against the Panthers...Followed that up with 21 points in his first career start at Missouri (12/4)...Was named both Ohio Valley Conference Co-Player and Newcomer of the Week on Dec. 5...Dropped in a season-high 23 points vs. Purdue Fort Wayne (12/7)...Scored over 20 points each of his last three games.

**Barnes' Game-by-Game Statistics**

2022-23	FG	3P	FT	O/D	REB	F	PTS	A	TO	B	S	M
at South Florida	DNP	-	-	-	-	-	-	-	-	-	-	-
Lyon College	DNP	-	-	-	-	-	-	-	-	-	-	-
at Evansville	DNP	-	-	-	-	-	-	-	-	-	-	-
at Bradley	DNP	-	-	-	-	-	-	-	-	-	-	-
William Woods	DNP	-	-	-	-	-	-	-	-	-	-	-
vs. Boston	1-6	1-3	3-4	1/3	4	1	6	0	0	0	0	27
vs. UC Davis	1-4	0-1	0-0	0/0	0	0	2	2	1	0	2	18
at Milwaukee	7-14	4-8	4-4	2/3	5	5	22	0	1	0	0	22
at Missouri*	7-12	3-6	4-7	2/1	3	1	21	2	4	0	0	31
Purdue Fort Wayne*	10-22	3-10	0-0	2/2	4	3	23	1	0	1	1	36
at Arkansas State												
at Iowa												
Southern Illinois												
at Southern Indiana												
SIU Edwardsville												
at UT Martin												
at Little Rock												
Lindenwood												
at Morehead State												
UT Martin												
Tennessee Tech												
Tennessee State												
at Eastern Illinois												
Little Rock												
at Tennessee Tech												
at Tennessee State												
Morehead State												
Eastern Illinois												
Southern Indiana												
at Lindenwood												
at SIU Edwardsville												
Totals	26-58	12-28	11-15	7/9	16	10	74	5	6	1	3	134

• - Game Started

2022-23 Season/Career-Highs	
Points.....	23 vs. Purdue Fort Wayne (12/7/22)
Total Rebounds.....	5 at Milwaukee (11/28/22)
Offensive.....	2 3x, last vs. Purdue Fort Wayne (12/7/22)
Defensive.....	3 2x, last at Milwaukee (11/28/22)
FG Made.....	10 vs. Purdue Fort Wayne (12/7/22)
FG Attempted.....	22 vs. Purdue Fort Wayne (12/7/22)
3-Point FG Made.....	4 at Milwaukee (11/28/22)
3-Point FG Attempted.....	10 vs. Purdue Fort Wayne (12/7/22)
FT Made.....	4 2x, last at Missouri (12/4/22)
FT Attempted.....	7 at Missouri (12/4/22)
Assists.....	2 2x, last at Missouri (12/4/22)
Blocks.....	1 vs. Purdue Fort Wayne (12/7/22)
Steals.....	2 vs. UC Davis (11/27/22)
Minutes.....	36 vs. Purdue Fort Wayne (12/7/22)

**Barnes' Career Statistics at Southeast Missouri**

Season	G-GS	Min	Avg	FG-FGA	Pct	3FG-3FGA	Pct	FT-FTA	Pct	Off	Def	Tot	Avg	PF	FO	A	TO	Blk	Stl	Pts	Avg
2022-23	5-2	134	26.8	26-58	.448	11-28	.393	11-15	.733	7	9	16	3.2	10	1	5	6	1	3	74	14.8
Ohio Valley Conference Games Only																					
Season	G-GS	Min	Avg	FG-FGA	Pct	3FG-3FGA	Pct	FT-FTA	Pct	Off	Def	Tot	Avg	PF	FO	A	TO	Blk	Stl	Pts	Avg
2022-23																					



**2022-23 SOUTHEAST MISSOURI BASKETBALL NOTES**  
**PLAYER PROFILES**

**33** Guard  
**DYLAN BRANSON**  
So. // 6-5 // 220 // St. Louis, Mo. // Mehlville H.S.

RED HAW K B A S K E T B A L L

**// 2022-23:** Returned after missing the first four games with an ankle injury to score seven points and grab seven rebounds in 19 minutes off the bench vs. William Woods (11/22)...Started four of the last five contests...Averages 4.7 points and 3.3 rebounds...Tied career-highs in points (12) and rebounds (8) vs. UC Davis (11/27).

**Branson's Game-by-Game Statistics**

2022-23	FG	3P	FT	O/D	REB	E	PTS	A	TO	B	S	M
at South Florida	DNP	-	-	-	-	-	-	-	-	-	-	-
Lyon College	DNP	-	-	-	-	-	-	-	-	-	-	-
at Evansville	DNP	-	-	-	-	-	-	-	-	-	-	-
at Bradley	DNP	-	-	-	-	-	-	-	-	-	-	-
William Woods	3-6	1-3	0-0	1/6	7	3	7	4	1	1	0	19
vs. Boston*	2-5	1-3	2-2	1/2	3	2	7	3	2	0	0	25
vs. UC Davis*	4-8	0-2	4-4	0/8	8	3	12	1	1	1	1	27
at Milwaukee*	0-2	0-2	0-0	0/1	1	1	0	0	3	0	0	12
at Missouri	0-0	0-0	2-4	0/1	1	1	2	2	1	1	1	17
Purdue Fort Wayne*	0-2	0-0	0-0	0/0	0	1	0	3	1	0	1	14
at Arkansas State												
at Iowa												
Southern Illinois												
at Southern Indiana												
SIU Edwardsville												
at UT Martin												
at Little Rock												
Lindenwood												
at Morehead State												
UT Martin												
Tennessee Tech												
Tennessee State												
at Eastern Illinois												
Little Rock												
at Tennessee Tech												
at Tennessee State												
Morehead State												
Eastern Illinois												
Southern Indiana												
at Lindenwood												
at SIU Edwardsville												
Totals	9-23	2-10	8-10	2/18	20	11	28	13	9	3	3	114

• - Game Started

**2022-23 Season-Highs**

Points.....	12	vs. UC Davis (11/27/22)
Total Rebounds.....	8	vs. UC Davis (11/27/22)
Offensive.....	6	vs. William Woods (11/22/22)
Defensive.....	8	vs. UC Davis (11/27/22)
FG Made.....	4	vs. UC Davis (11/27/22)
FG Attempted.....	8	vs. UC Davis (11/27/22)
3-Point FG Made.....	1	2x, last vs. Boston (11/26/22)
3-Point FG Attempted.....	3	2x, last vs. Boston (11/26/22)
FT Made.....	4	vs. UC Davis (11/27/22)
FT Attempted.....	4	vs. UC Davis (11/27/22)
Assists.....	4	vs. William Woods (11/22/22)
Blocks.....	1	3x, last at Missouri (12/4/22)
Steals.....	1	3x, last vs. Purdue Fort Wayne (12/7/22)
Minutes.....	27	vs. UC Davis (11/26/22)

**Career-Highs**

Points.....	12	2x, last vs. UC Davis (11/27/22)
Total Rebounds.....	8	vs. UC Davis (11/27/22)
Offensive.....	6	vs. William Woods (11/22/22)
Defensive.....	8	vs. UC Davis (11/27/22)
FG Made.....	5	at Eastern Illinois (1/22/22)
FG Attempted.....	8	2x, last vs. UC Davis (11/27/22)
3-Point FG Made.....	2	3x, last at Eastern Illinois (1/22/22)
3-Point FG Attempted.....	4	2x, last at Eastern Illinois (1/22/22)
FT Made.....	4	2x, last vs. UC Davis (11/27/22)
FT Attempted.....	6	vs. Austin Peay (1/1/22)
Assists.....	6	vs. Austin Peay (1/1/22)
Blocks.....	1	10x, last at Missouri (12/4/22)
Steals.....	2	3x, last at Austin Peay (2/10/22)
Minutes.....	30	at Pepperdine (12/18/21)

**Branson's Career Statistics at Southeast Missouri**

Season	G-GS	Min	Avg	FG-FGA	Pct	3FG-3FGA	Pct	FT-FTA	Pct	Off	Def	Tot	Avg	PF	FO	A	TO	Blk	Stl	Pts	Avg	
																						Overall
2020-21	27-2	426	15.8	27-52	.519	14-27	.519	14-15	.933	20	45	65	2.4	54	2	34	40	4	8	82	3.0	
2021-22	32-25	566	17.7	29-79	.367	10-41	.244	20-31	.645	20	70	90	2.8	76	2	50	46	7	16	88	2.8	
2022-23	6-4	114	19.0	9-23	.391	2-10	.200	8-10	.800	2	18	20	3.3	11	0	13	9	3	3	28	4.7	
Totals	65-31	1106	17.0	65-154	.422	26-78	.333	42-56	.750	42	133	175	2.7	141	4	97	95	14	27	198	3.0	
Season	G-GS	Min	Avg	FG-FGA	Pct	3FG-3FGA	Pct	FT-FTA	Pct	Off	Def	Tot	Avg	PF	FO	A	TO	Blk	Stl	Pts	Avg	
																						Ohio Valley Conference Games Only
2020-21	20-2	346	17.3	21-43	.488	10-21	.476	11-11	1.000	18	38	56	2.8	41	2	26	31	4	7	63	3.2	
2021-22	17-17	294	17.3	15-43	.349	5-23	.217	20-28	.714	14	33	47	2.8	46	1	32	26	4	10	55	3.2	
2022-23																						
Totals	37-19	640	17.3	36-86	.419	15-44	.341	31-39	.795	32	71	103	2.8	87	3	58	57	8	17	118	3.2	





# 24

Forward

# KOBÉ CLARK

So. // 6-6 // 180 // St Louis, Mo. // Georgetown




REDHAWK BASKETBALL

**// 2022-23:** Leads Southeast Missouri and ranks second in the Ohio Valley Conference in rebounding with 9.4 per game through 10 starts...His 94 total rebounds are a league-high...Ranks fifth on the team in scoring with 7.5 points per contents...Pitched in double figures for the first time when he recorded 13 points at Evansville (11/16)...Scored eight points and grabbed eight rebounds in first career start at South Florida (11/7)...Shot 4-of-5 from the field and dished out three assists in 30 minutes against the Bulls...Had eight points and pulled down a game-high 16 rebounds vs. Lyon College (11/12)...Scored double figures on two occasions...Posted double-digit rebounds four times...Ranks 33rd in the nation with 94 rebounds.

**Clark's Game-by-Game Statistics**

2022-23	FG	3P	FT	O/D	REB	F	PTS	A	TO	B	S	M
at South Florida*	4-5	0-1	0-0	4/4	8	3	8	3	3	0	0	30
Lyon College*	4-7	0-1	0-0	6/10	16	1	8	5	3	2	3	33
at Evansville*	4-9	1-2	4-4	2/4	6	3	13	1	0	0	0	31
at Bradley*	4-9	2-4	0-0	2/7	9	4	10	2	0	1	3	38
William Woods*	4-12	0-3	1-2	6/8	14	0	9	0	1	1	1	28
vs. Boston*	0-2	0-1	0-0	3/9	12	4	0	2	3	5	2	27
vs. UC Davis*	3-10	2-3	0-0	1/2	3	4	8	2	2	1	2	31
at Milwaukee*	1-6	0-3	2-2	3/5	8	4	4	8	1	2	5	36
at Missouri*	3-8	2-4	0-0	1/6	7	4	8	3	2	1	1	32
Purdue Fort Wayne*	2-7	1-3	2-2	2/9	11	3	7	3	3	1	2	36
at Arkansas State												
at Iowa												
Southern Illinois												
at Southern Indiana												
SIU Edwardsville												
at UT Martin												
at Little Rock												
Lindenwood												
at Morehead State												
UT Martin												
Tennessee Tech												
Tennessee State												
at Eastern Illinois												
Little Rock												
at Tennessee Tech												
at Tennessee State												
Morehead State												
Eastern Illinois												
Southern Indiana												
at Lindenwood												
at SIU Edwardsville												
Totals	29-75	8-25	9-10	30/64	94	30	75	29	18	14	19	322

• - Game Started

2022-23 Season/Career-Highs	
Points	13
Total Rebounds	16
Offensive	6
Defensive	10
FG Made	4
FG Attempted	12
3-Point FG Made	2
3-Point FG Attempted	4
FT Made	4
FT Attempted	4
Assists	8
Blocks	5
Steals	5
Minutes	38

**Clark's Career Statistics at Southeast Missouri**

Season	G-GS	Min	Avg	FG-FGA	Pct	3FG-3FGA	Pct	FT-FTA	Pct	Off	Def	Tot	Avg	PF	FO	A	TO	Blk	Stl	Pts	Avg
2022-23	10-10	32.2	32.2	29-75	.387	8-25	.320	9-10	.900	30	64	94	9.4	30	0	29	18	14	19	75	7.5
Ohio Valley Conference Games Only																					
Season	G-GS	Min	Avg	FG-FGA	Pct	3FG-3FGA	Pct	FT-FTA	Pct	Off	Def	Tot	Avg	PF	FO	A	TO	Blk	Stl	Pts	Avg
2022-23																					



**2022-23 SOUTHEAST MISSOURI BASKETBALL NOTES**  
**PLAYER PROFILES**

# 21

Forward

## JOSH EARLEY

Jr. // 6-7 // 242 // Shawnee Mission, Kan. // Tulsa

REDHAWK BASKETBALL

**// 2022-23:** Is averaging a 10.5 points and 6.7 rebounds in six games...Came off the bench in every game he played...Returned after missing four games with a leg injury to score 15 points and grab four rebounds at Missouri (12/4)...Ranks fourth on the team in scoring and second in rebounding... Scored nine points and pull down eight rebounds in his first career game with Southeast Missouri at South Florida (11/7)...Shot 5-of-10 free throws and contributed 20 minutes in that contest...Registered his first career double-double with 11 points and 12 boards vs. Lyon College (11/12)...Scored double figures in three contests.

**Earley's Game-by-Game Statistics**

2022-23	FG	3P	FT	O/D	REB	F	PTS	A	TO	B	S	M
at South Florida	2-6	0-0	5-10	1/7	8	1	9	0	2	1	0	20
Lyon College	5-7	0-0	1-4	5/7	12	0	11	0	0	1	0	16
at Evansville	5-12	0-0	3-4	0/4	4	1	13	0	0	0	0	22
at Bradley	3-8	0-0	2-2	2/4	6	0	8	0	0	0	0	24
William Woods	DNP	-	-	-	-	-	-	-	-	-	-	-
vs. Boston	DNP	-	-	-	-	-	-	-	-	-	-	-
vs. UC Davis	DNP	-	-	-	-	-	-	-	-	-	-	-
at Milwaukee	DNP	-	-	-	-	-	-	-	-	-	-	-
at Missouri	7-9	0-0	1-2	1/3	4	2	15	0	2	0	0	25
Purdue Fort Wayne	2-6	0-0	3-4	1/5	6	2	7	1	1	0	1	20
at Arkansas State												
at Iowa												
Southern Illinois												
at Southern Indiana												
SIU Edwardsville												
at UT Martin												
at Little Rock												
Lindenwood												
at Morehead State												
UT Martin												
Tennessee Tech												
Tennessee State												
at Eastern Illinois												
Little Rock												
at Tennessee Tech												
at Tennessee State												
Morehead State												
Eastern Illinois												
Southern Indiana												
at Lindenwood												
at SIU Edwardsville												
Totals	24-48	0-0	15-26	10/30	40	6	63	1	5	2	1	127

• - Game Started

**2022-23 Season/Career-Highs**

Points .....	15	at Missouri (12/4/22)
Total Rebounds .....	12	vs. Lyon College (11/12/22)
Offensive .....	5	vs. Lyon College (11/12/22)
Defensive .....	7	2x, last vs. Lyon College (11/12/22)
FG Made .....	7	at Missouri (12/4/22)
FG Attempted.....	12	at Evansville (11/16/22)
3-Point FG Made.....	-	-
3-Point FG Attempted.....	-	-
FT Made.....	5	at South Florida (11/7/22)
FT Attempted.....	10	at South Florida (11/7/22)
Assists.....	1	vs. Purdue Fort Wayne (12/7/22)
Blocks.....	1	2x, last vs. Lyon College (11/12/22)
Steals.....	1	vs. Purdue Fort Wayne (12/7/22)
Minutes .....	25	at Missouri (12/4/22)

**Earley's Career Statistics at Southeast Missouri**

Season	G-GS	Min	Avg	FG-FGA	Pct	3FG-3FGA	Pct	FT-FTA	Pct	Off	Def	Tot	Avg	PF	FO	A	TO	Blk	Stl	Pts	Avg
2022-23	6-0	127	21.2	24-48	.500	0-0	.000	15-26	.577	10	30	40	6.7	6	0	1	5	2	1	63	10.5
Ohio Valley Conference Games Only																					
Season	G-GS	Min	Avg	FG-FGA	Pct	3FG-3FGA	Pct	FT-FTA	Pct	Off	Def	Tot	Avg	PF	FO	A	TO	Blk	Stl	Pts	Avg
2022-23																					





**22** Guard  
**GAVYN ELKAMIL**

So. // 6-5 // 190 // Pittsburg, Kan. // Tulsa




REDHAWK BASKETBALL

// 2022-23: Will miss the season due to a shoulder injury.

**Elkamil's Game-by-Game Statistics**

2022-23	FG	3P	FT	O/D	REB	F	PTS	A	TO	B	S	M
at South Florida	DNP	-	-	-	-	-	-	-	-	-	-	-
Lyon College	DNP	-	-	-	-	-	-	-	-	-	-	-
at Evansville	DNP	-	-	-	-	-	-	-	-	-	-	-
at Bradley	DNP	-	-	-	-	-	-	-	-	-	-	-
William Woods	DNP	-	-	-	-	-	-	-	-	-	-	-
vs. Boston	DNP	-	-	-	-	-	-	-	-	-	-	-
vs. UC Davis	DNP	-	-	-	-	-	-	-	-	-	-	-
at Milwaukee	DNP	-	-	-	-	-	-	-	-	-	-	-
at Missouri	DNP	-	-	-	-	-	-	-	-	-	-	-
Purdue Fort Wayne	DNP	-	-	-	-	-	-	-	-	-	-	-
at Arkansas State												
at Iowa												
Southern Illinois												
at Southern Indiana												
SIU Edwardsville												
at UT Martin												
at Little Rock												
Lindenwood												
at Morehead State												
UT Martin												
Tennessee Tech												
Tennessee State												
at Eastern Illinois												
Little Rock												
at Tennessee Tech												
at Tennessee State												
Morehead State												
Eastern Illinois												
Southern Indiana												
at Lindenwood												
at SIU Edwardsville												
Totals	0-0	0-0	0-0	0/0	0	0	0	0	0	0	0	0

• - Game Started

**2022-23 Season/Career-Highs**

Points .....	-
Total Rebounds .....	-
Offensive .....	-
Defensive .....	-
FG Made .....	-
FG Attempted .....	-
3-Point FG Made .....	-
3-Point FG Attempted .....	-
FT Made .....	-
FT Attempted .....	-
Assists .....	-
Blocks .....	-
Steals .....	-
Minutes .....	-

**Elkamil's Career Statistics at Southeast Missouri**

Season	G-GS	Min	Avg	FG-FGA	Pct	3FG-3FGA	Pct	FT-FTA	Pct	Off	Def	Tot	Avg	PE	FO	A	TO	Blk	Stl	Pts	Avg	
																						Overall
2022-23																						
	Ohio Valley Conference Games Only																					
Season	G-GS	Min	Avg	FG-FGA	Pct	3FG-3FGA	Pct	FT-FTA	Pct	Off	Def	Tot	Avg	PE	FO	A	TO	Blk	Stl	Pts	Avg	
2022-23																						



# 2022-23 SOUTHEAST MISSOURI BASKETBALL NOTES

## PLAYER PROFILES

# 11

Guard

# EVAN EURSHER

Fr. // 6-2 // 177 // Hendersonville, Tenn. // The Webb School

RED HAW K B A S K E T B A L L

**// 2022-23:** Played in four games...Scored three points off the bench in his first career game vs. Lyon College (11/12)...Finished with a season-high six points vs. William Woods (11/22).

### Eursher's Game-by-Game Statistics

2022-23	FG	3P	FT	O/D	REB	E	PTS	A	TO	B	S	M
at South Florida	DNP	-	-	-	-	-	-	-	-	-	-	-
Lyon College	1-7	1-6	0-0	0/1	1	2	3	1	2	0	0	20
at Evansville	0-0	0-0	0-0	0/0	0	0	0	0	0	0	0	5
at Bradley	DNP	-	-	-	-	-	-	-	-	-	-	-
William Woods	2-3	0-1	2-2	0/2	2	1	6	0	1	0	2	15
vs. Boston	DNP	-	-	-	-	-	-	-	-	-	-	-
vs. UC Davis	DNP	-	-	-	-	-	-	-	-	-	-	-
at Milwaukee	DNP	-	-	-	-	-	-	-	-	-	-	-
at Missouri	DNP	-	-	-	-	-	-	-	-	-	-	-
Purdue Fort Wayne	0-1	0-1	0-0	0/2	2	1	0	0	0	0	0	13
at Arkansas State												
at Iowa												
Southern Illinois												
at Southern Indiana												
SIU Edwardsville												
at UT Martin												
at Little Rock												
Lindenwood												
at Morehead State												
UT Martin												
Tennessee Tech												
Tennessee State												
at Eastern Illinois												
Little Rock												
at Tennessee Tech												
at Tennessee State												
Morehead State												
Eastern Illinois												
Southern Indiana												
at Lindenwood												
at SIU Edwardsville												
Totals	3-11	1-8	2-2	0/5	5	4	9	1	3	0	2	53

• - Game Started

### 2022-23 Season/Career-Highs

Points .....	6	vs. William Woods (11/22/22)
Total Rebounds .....	2	vs. William Woods (11/22/22)
Offensive .....	-	-
Defensive .....	2	2x, last vs. Purdue Fort Wayne (12/7/22)
FG Made .....	2	vs. William Woods (11/22/22)
FG Attempted.....	7	vs. Lyon College (11/12/22)
3-Point FG Made.....	1	vs. Lyon College (11/12/22)
3-Point FG Attempted.....	6	vs. Lyon College (11/12/22)
FT Made.....	2	vs. William Woods (11/22/22)
FT Attempted.....	2	vs. William Woods (11/22/22)
Assists .....	1	vs. Lyon College (11/12/22)
Blocks.....	-	-
Steals.....	2	vs. William Woods (11/22/22)
Minutes .....	20	vs. Lyon College (11/12/22)

### Eursher's Career Statistics at Southeast Missouri

Season	G-GS	Min	Avg	FG-FGA	Pct	3FG-3FGA	Pct	FT-FTA	Pct	Off	Def	Tot	Avg	PF	FO	A	TO	Blk	Stl	Pts	Avg	
																						Overall
2022-23	4-0	53	13.3	3-11	.273	1-8	.125	2-2	1.000	0	5	5	1.3	4	0	1	3	0	2	9	2.3	
Ohio Valley Conference Games Only																						
Season	G-GS	Min	Avg	FG-FGA	Pct	3FG-3FGA	Pct	FT-FTA	Pct	Off	Def	Tot	Avg	PF	FO	A	TO	Blk	Stl	Pts	Avg	
2022-23																						





# 12

Guard

# TEVIN GOWINS

Fr. // 5-9 // 167 // Florissant, Mo. // Hazelwood Central H.S.




RED HAW K B A S K E T B A L L

**// 2022-23:** Averages 2.3 points and 1.4 rebounds in seven games off the bench...Scored his first career points on a 3-pointer and had four rebounds in 24 minutes off the bench at South Florida (11/7)...Added three points vs. Lyon College (11/12)...Made a 3-pointer in four of his first five games...Scored a season-high seven points vs. William Woods (11/22).

**Gowins' Game-by-Game Statistics**

2022-23	FG	3P	FT	O/D	REB	F	PTS	A	TO	B	S	M
at South Florida	1-3	1-2	0-0	2/2	4	3	3	0	0	0	0	24
Lyon College	1-1	1-1	0-0	0/0	0	1	3	0	2	0	0	9
at Evansville	1-1	1-1	0-0	0/1	1	2	3	0	0	0	0	20
at Bradley	0-0	0-0	0-0	0/0	0	1	0	0	0	0	0	8
William Woods	3-6	1-1	0-0	1/0	1	2	7	2	1	0	2	21
vs. Boston	DNP	-	-	-	-	-	-	-	-	-	-	-
vs. UC Davis	DNP	-	-	-	-	-	-	-	-	-	-	-
at Milwaukee	0-1	0-1	0-0	1/1	2	0	0	0	1	0	1	5
at Missouri	DNP	-	-	-	-	-	-	-	-	-	-	-
Purdue Fort Wayne	0-1	0-0	0-0	0/2	2	3	0	1	4	0	2	21
at Arkansas State												
at Iowa												
Southern Illinois												
at Southern Indiana												
SIU Edwardsville												
at UT Martin												
at Little Rock												
Lindenwood												
at Morehead State												
UT Martin												
Tennessee Tech												
Tennessee State												
at Eastern Illinois												
Little Rock												
at Tennessee Tech												
at Tennessee State												
Morehead State												
Eastern Illinois												
Southern Indiana												
at Lindenwood												
at SIU Edwardsville												
Totals	6-13	4-6	0-0	4/6	10	12	16	3	8	0	5	108

• - Game Started

**2022-23 Season/Career-Highs**

Points	7	vs. William Woods (11/22/22)
Total Rebounds	4	at South Florida (11/7/22)
Offensive	2	at South Florida (11/7/22)
Defensive	2	2x, last vs. Purdue Fort Wayne (12/7/22)
FG Made	3	vs. William Woods (11/22/22)
FG Attempted	6	vs. William Woods (11/22/22)
3-Point FG Made	1	4x, last vs. William Woods (11/22/22)
3-Point FG Attempted	2	at South Florida (11/7/22)
FT Made	-	-
FT Attempted	-	-
Assists	2	vs. William Woods (11/22/22)
Blocks	-	-
Steals	2	2x, last vs. Purdue Fort Wayne (12/7/22)
Minutes	24	at South Florida (11/7/22)

**Gowins' Career Statistics at Southeast Missouri**

Season	G-GS	Min	Avg	FG-FGA	Pct	3FG-3FGA	Pct	FT-FTA	Pct	Off	Def	Tot	Avg	PE	FO	A	TO	Blk	Stl	Pts	Avg	
																						Overall
2022-23	7-0	108	15.4	6-13	.462	4-6	.667	0-0	.000	4	6	10	1.4	12	0	3	8	0	5	16	2.3	
Ohio Valley Conference Games Only																						
Season	G-GS	Min	Avg	FG-FGA	Pct	3FG-3FGA	Pct	FT-FTA	Pct	Off	Def	Tot	Avg	PE	FO	A	TO	Blk	Stl	Pts	Avg	
2022-23																						



# 2022-23 SOUTHEAST MISSOURI BASKETBALL NOTES

## PLAYER PROFILES

# 35

Center

# MASON HANBACK

Fr. // 7-0 // 245 // Jackson, Tenn. // Tennessee Prep

RED HAW K B A S K E T B A L L

**// 2022-23:** Came off the bench to score five points and grab one rebound in 10 minutes during his first career game vs. Lyon College (11/12)...Saw action in two contests.

### Hanback's Game-by-Game Statistics

2022-23	FG	3P	FT	O/D	REB	E	PTS	A	TO	B	S	M
at South Florida	DNP	-	-	-	-	-	-	-	-	-	-	-
Lyon College	2-2	0-0	1-1	0/1	1	1	5	0	1	0	0	10
at Evansville	DNP	-	-	-	-	-	-	-	-	-	-	-
at Bradley	DNP	-	-	-	-	-	-	-	-	-	-	-
William Woods	DNP	-	-	-	-	-	-	-	-	-	-	-
vs. Boston	DNP	-	-	-	-	-	-	-	-	-	-	-
vs. UC Davis	DNP	-	-	-	-	-	-	-	-	-	-	-
at Milwaukee	DNP	-	-	-	-	-	-	-	-	-	-	-
at Missouri	DNP	-	-	-	-	-	-	-	-	-	-	-
Purdue Fort Wayne	0-0	0-0	0-0	0/0	0	0	0	0	0	0	0	1
at Arkansas State												
at Iowa												
Southern Illinois												
at Southern Indiana												
SIU Edwardsville												
at UT Martin												
at Little Rock												
Lindenwood												
at Morehead State												
UT Martin												
Tennessee Tech												
Tennessee State												
at Eastern Illinois												
Little Rock												
at Tennessee Tech												
at Tennessee State												
Morehead State												
Eastern Illinois												
Southern Indiana												
at Lindenwood												
at SIU Edwardsville												
Totals	2-2	0-0	1-1	0/1	1	1	5	0	1	0	0	11

• - Game Started

### 2022-23 Season/Career-Highs

Points	5	vs. Lyon College (11/12/22)
Total Rebounds	1	vs. Lyon College (11/12/22)
Offensive	-	-
Defensive	1	vs. Lyon College (11/12/22)
FG Made	2	vs. Lyon College (11/12/22)
FG Attempted	2	vs. Lyon College (11/12/22)
3-Point FG Made	-	-
3-Point FG Attempted	-	-
FT Made	1	vs. Lyon College (11/12/22)
FT Attempted	1	vs. Lyon College (11/12/22)
Assists	-	-
Blocks	-	-
Steals	-	-
Minutes	10	vs. Lyon College (11/12/22)

### Hanback's Career Statistics at Southeast Missouri

Season	G-GS	Min	Avg	FG-FGA	Pct	3FG-3FGA	Pct	FT-FTA	Pct	Off	Def	Tot	Avg	PF	FO	A	TO	Blk	Stl	Pts	Avg
2022-23	2-0	11	5.5	2-2	1.000	0-0	.000	1-1	1.000	0	1	1	1.0	1	0	0	1	0	0	5	5.0
Ohio Valley Conference Games Only																					
Season	G-GS	Min	Avg	FG-FGA	Pct	3FG-3FGA	Pct	FT-FTA	Pct	Off	Def	Tot	Avg	PF	FO	A	TO	Blk	Stl	Pts	Avg
2022-23																					





# 5

Guard

# CHRIS HARRIS

R-Sr // 6-3 // 205 // Antioch, Ill. // John A. Logan College




RED HAW K B A S K E T B A L L

2022-23 Preseason All-Ohio Valley Conference selection.

**// 2022-23:** Ranks tied for third on the team in scoring with 11.2 points per game through nine starts...Made 14 nine three-pointers, second-most on the team...Led Southeast Missouri with 16 points in its season-opening win at South Florida (11/7)...Made a near-perfect 6-of-7 free throws and logged 38 minutes against the Bulls...Finished with seven points vs. Lyon College (11/12)...Scored 14 points to lead four players in double figures at Evansville (11/16)...Buried a 3-pointer in all nine of his starts...Posted double-digit points five times...Missed his first game of the season vs. Purdue Fort Wayne (12/7) due to illness.

**Harris' Game-by-Game Statistics**

2022-23	FG	3P	FT	O/D	REB	F	PTS	A	TO	B	S	M
at South Florida*	4-16	2-7	6-7	1/5	6	3	16	2	4	0	1	38
Lyon College*	1-8	1-6	4-5	2/2	4	1	7	1	1	0	2	25
at Evansville*	5-11	2-4	2-2	1/5	6	2	14	3	6	0	1	33
at Bradley*	4-15	3-8	3-4	0/5	5	1	14	2	1	0	1	38
William Woods*	2-9	1-6	3-5	0/2	2	0	8	3	1	0	1	27
vs. Boston*	3-12	1-4	5-7	1/6	7	1	12	2	4	1	0	30
vs. UC Davis*	4-11	1-3	7-10	1/6	7	1	16	3	5	0	3	30
at Milwaukee*	1-11	1-7	3-3	0/1	1	1	6	3	2	0	0	29
at Missouri*	3-6	2-4	0-0	0/2	2	0	8	0	3	0	0	19
Purdue Fort Wayne	DNP	-	-	-	-	-	-	-	-	-	-	-
at Arkansas State												
at Iowa												
Southern Illinois												
at Southern Indiana												
SIU Edwardsville												
at UT Martin												
at Little Rock												
Lindenwood												
at Morehead State												
UT Martin												
Tennessee Tech												
Tennessee State												
at Eastern Illinois												
Little Rock												
at Tennessee Tech												
at Tennessee State												
Morehead State												
Eastern Illinois												
Southern Indiana												
at Lindenwood												
at SIU Edwardsville												
Totals	27-99	14-49	33-43	6/34	40	10	101	19	27	1	9	269

• - Game Started

**2022-23 Season-Highs**

Points .....	16	2x, last vs. UC Davis (11/27/22)
Total Rebounds .....	7	2x, last vs. UC Davis (11/27/22)
Offensive .....	2	vs. Lyon College (11/12/22)
Defensive .....	6	vs. UC Davis (11/27/22)
FG Made .....	5	at Evansville (11/16/22)
FG Attempted .....	16	at South Florida (11/7/22)
3-Point FG Made .....	3	at Bradley (11/19/22)
3-Point FG Attempted .....	8	at Bradley (11/19/22)
FT Made .....	7	vs. UC Davis (11/27/22)
FT Attempted .....	10	vs. UC Davis (11/27/22)
Assists .....	3	4x, last at Milwaukee (11/28/22)
Blocks .....	1	vs. Boston (11/26/22)
Steals .....	3	vs. UC Davis (11/27/22)
Minutes .....	38	2x, last at Bradley (11/19/22)

**Career-Highs**

Points .....	23	vs. UT Martin (12/18/20)
Total Rebounds .....	8	vs. UT Martin (2/24/22)
Offensive .....	2	2x, last vs. Lyon College (11/12/22)
Defensive .....	8	vs. UT Martin (2/24/22)
FG Made .....	9	vs. Morehead State (1/27/22)
FG Attempted .....	18	vs. Tennessee State (1/2/21)
3-Point FG Made .....	4	4x, last vs. Morehead State (1/27/22)
3-Point FG Attempted .....	10	vs. Tennessee State (1/2/21)
FT Made .....	10	vs. Tennessee State (1/19/21)
FT Attempted .....	14	vs. SIU Edwardsville (1/29/22)
Assists .....	9	at Eastern Illinois (2/25/21)
Blocks .....	2	2x, last vs. Webster (12/4/21)
Steals .....	4	vs. Eastern Kentucky (2/22/21)
Minutes .....	43	vs. Tennessee State (1/2/21)

**Harris' Career Statistics at Southeast Missouri**

Season	G-GS	Min	Avg	FG-FGA	Pct	3FG-3FGA	Pct	FT-FTA	Pct	Overall																
										Off	Def	Tot	Avg	PF	FO	A	TO	Blk	Stl	Pts	Avg					
2019-20	2-0	54	27.0	9-15	.600	5-7	.714	8-10	.800	0	6	6	3.0	5	0	2	5	1	0	31	15.5					
2020-21	26-26	786	30.2	93-262	.355	38-134	.284	97-132	.735	7	53	60	2.3	50	1	88	64	2	25	321	12.3					
2021-22	29-6	698	24.1	83-219	.379	35-101	.347	71-93	.763	4	79	83	2.9	45	0	76	61	4	20	272	9.4					
2022-23	9-9	269	29.9	27-99	.273	14-49	.286	33-43	.767	6	34	40	4.4	10	0	19	27	1	9	101	11.2					
Totals	66-41	1807	27.4	212-595	.356	92-291	.316	209-278	.752	17	172	189	2.9	110	1	185	157	8	54	725	11.0					
														Ohio Valley Conference Games Only												
Season	G-GS	Min	Avg	FG-FGA	Pct	3FG-3FGA	Pct	FT-FTA	Pct	Off	Def	Tot	Avg	PF	FO	A	TO	Blk	Stl	Pts	Avg					
2020-21	19-19	574	30.2	59-178	.331	25-95	.263	76-96	.792	4	41	45	2.4	35	0	70	46	2	23	219	11.5					
2021-22	14-0	298	21.3	34-92	.370	22-51	.431	28-38	.737	2	36	38	2.7	18	0	34	22	2	9	118	8.4					
2022-23																										
Totals	33-19	872	26.4	93-270	.344	47-146	.322	104-134	.776	6	77	83	2.5	53	0	104	68	4	32	337	10.2					



# 2022-23 SOUTHEAST MISSOURI BASKETBALL NOTES

## PLAYER PROFILES



# 10 Center DAVID IDADA

Fr. // 7-0 // 250 // Barendrecht, Netherlands // Golden State Prep



### REDHAWK BASKETBALL

// 2022-23: Will not play the 2022-23 season due to NCAA Division I regulations.

#### Idada's Game-by-Game Statistics

2022-23	FG	3P	FT	O/D	REB	F	PTS	A	TO	B	S	M
at South Florida	DNP	-	-	-	-	-	-	-	-	-	-	-
Lyon College	DNP	-	-	-	-	-	-	-	-	-	-	-
at Evansville	DNP	-	-	-	-	-	-	-	-	-	-	-
at Bradley	DNP	-	-	-	-	-	-	-	-	-	-	-
William Woods	DNP	-	-	-	-	-	-	-	-	-	-	-
vs. Boston	DNP	-	-	-	-	-	-	-	-	-	-	-
vs. UC Davis	DNP	-	-	-	-	-	-	-	-	-	-	-
at Milwaukee	DNP	-	-	-	-	-	-	-	-	-	-	-
at Missouri	DNP	-	-	-	-	-	-	-	-	-	-	-
Purdue Fort Wayne	DNP	-	-	-	-	-	-	-	-	-	-	-
at Arkansas State												
at Iowa												
Southern Illinois												
at Southern Indiana												
SIU Edwardsville												
at UT Martin												
at Little Rock												
Lindenwood												
at Morehead State												
UT Martin												
Tennessee Tech												
Tennessee State												
at Eastern Illinois												
Little Rock												
at Tennessee Tech												
at Tennessee State												
Morehead State												
Eastern Illinois												
Southern Indiana												
at Lindenwood												
at SIU Edwardsville												
Totals	0-0	0-0	0-0	0/0	0	0	0	0	0	0	0	0

• - Game Started

#### 2022-23 Season/Career-Highs

Points	-
Total Rebounds	-
Offensive	-
Defensive	-
FG Made	-
FG Attempted	-
3-Point FG Made	-
3-Point FG Attempted	-
FT Made	-
FT Attempted	-
Assists	-
Blocks	-
Steals	-
Minutes	-

#### Idada's Career Statistics at Southeast Missouri

Season	G-GS	Min	Avg	FG-FGA		3FG-3FGA		FT-FTA		Pct	Off	Def	Tot	Avg	PF	FO	A	TO	Blk	Stl	Pts	Avg	
				Pct	Pct	Pct	Pct																
2022-23																							
Ohio Valley Conference Games Only																							
2022-23																							





# 14

Forward

## NATE JOHNSON

Sr. // 6-9 // 250 // Broward County, Fla. // Seminole State College




RED HAW K B A S K E T B A L L

**// 2022-23:** Averages 5.3 points and 3.8 rebounds in 10 starts...Finished with three points and one rebound in his first career start at South Florida (11/7)... Played 20 minutes in that game...Had eight points and six rebounds vs. Lyon College (11/12)...Posted a season-best 13 points and seven rebounds vs. William Woods (11/22)...One of three Redhawks who started every game.

**Johnson's Game-by-Game Statistics**

2022-23	FG	3P	FT	O/D	REB	F	PTS	A	TO	B	S	M
at South Florida*	1-3	0-0	1-2	0/1	1	0	3	0	0	0	0	20
Lyon College*	4-6	0-0	0-0	4/2	6	4	8	0	3	1	0	12
at Evansville*	2-4	0-1	0-0	1/3	4	5	4	0	0	0	0	16
at Bradley*	1-2	0-0	0-2	0/0	0	2	2	0	1	0	1	12
William Woods*	5-9	0-0	3-3	3/4	7	2	13	1	2	0	0	18
vs. Boston*	3-7	0-0	1-2	2/3	5	3	7	0	0	0	0	28
vs. UC Davis*	2-3	0-0	0-0	4/3	7	2	4	0	2	1	0	20
at Milwaukee*	0-3	0-0	0-0	0/1	1	2	0	0	1	1	0	8
at Missouri*	3-5	0-0	0-0	2/2	4	2	6	1	1	1	1	14
Purdue Fort Wayne*	3-3	0-0	0-0	0/3	3	3	6	1	0	0	0	17
at Arkansas State												
at Iowa												
Southern Illinois												
at Southern Indiana												
SIU Edwardsville												
at UT Martin												
at Little Rock												
Lindenwood												
at Morehead State												
UT Martin												
Tennessee Tech												
Tennessee State												
at Eastern Illinois												
Little Rock												
at Tennessee Tech												
at Tennessee State												
Morehead State												
Eastern Illinois												
Southern Indiana												
at Lindenwood												
at SIU Edwardsville												
Totals	24-45	0-1	5-9	16/22	38	25	53	3	10	4	2	165

• - Game Started

2022-23 Season-Highs	
Points	13 vs. William Woods (11/22/22)
Total Rebounds	7 vs. William Woods (11/22/22)
Offensive	4 2x, last vs. UC Davis (11/27/22)
Defensive	4 vs. William Woods (11/22/22)
FG Made	5 vs. William Woods (11/22/22)
FG Attempted	9 vs. William Woods (11/22/22)
3-Point FG Made	-
3-Point FG Attempted	1 at Evansville (11/16/22)
FT Made	3 vs. William Woods (11/22/22)
FT Attempted	3 vs. William Woods (11/22/22)
Assists	1 3x, last vs. Purdue Fort Wayne (12/7/22)
Blocks	1 3x, last at Missouri (12/4/22)
Steals	1 at Missouri (12/4/22)
Minutes	20 2x, last vs. UC Davis (11/27/22)
Career-Highs	
Points	14 at Incarnate Word (11/26/21)
Total Rebounds	7 vs. William Woods (11/22/22)
Offensive	4 2x, last vs. UC Davis (11/27/22)
Defensive	4 2x, last vs. William Woods (11/22/22)
FG Made	7 at Incarnate Word (11/26/21)
FG Attempted	10 at Eastern Illinois (2/25/21)
3-Point FG Made	-
3-Point FG Attempted	1 at Evansville (11/16/22)
FT Made	4 at California Baptist (12/21/21)
FT Attempted	5 at California Baptist (12/21/21)
Assists	2 vs. Kansas City (11/28/20)
Blocks	3 vs. Murray State (2/1/21)
Steals	2 at Incarnate Word (11/26/21)
Minutes	20 2x, last vs. UC Davis (11/27/22)

**Johnson's Career Statistics at Southeast Missouri**

Season	G-GS	Min	Avg	FG-FGA	Pct	3FG-3FGA	Pct	FT-FTA	Pct	Off	Def	Tot	Avg	PF	FO	A	TO	Blk	Stl	Pts	Avg
2020-21	25-0	224	9.0	28-54	.519	0-0	.000	9-22	.409	20	32	52	2.1	33	0	8	17	10	4	65	2.6
2021-22	11-0	111	10.1	24-35	.686	0-0	.000	6-12	.500	8	9	17	1.5	22	0	2	12	4	3	54	4.9
2022-23	10-10	165	16.5	24-45	.533	0-1	.000	5-9	.556	16	22	38	3.8	25	1	3	10	4	2	53	5.3
Totals	46-10	500	10.9	76-134	.567	0-1	.000	20-43	.465	44	63	107	2.3	80	1	13	39	18	9	172	3.7
Ohio Valley Conference Games Only																					
Season	G-GS	Min	Avg	FG-FGA	Pct	3FG-3FGA	Pct	FT-FTA	Pct	Off	Def	Tot	Avg	PF	FO	A	TO	Blk	Stl	Pts	Avg
2020-21	18-0	149	8.3	21-41	.512	0-0	.000	7-19	.368	11	22	33	1.8	24	0	3	14	7	4	49	2.7
2021-22	1-0	7	7.0	2-2	1.000	0-0	.000	1-2	.500	0	0	0	0.0	3	0	0	0	0	0	5	5.0
2022-23																					
Totals	19-0	156	8.2	23-43	.535	0-0	.000	8-21	.381	11	22	33	1.7	27	0	3	14	7	4	54	2.8



# 2022-23 SOUTHEAST MISSOURI BASKETBALL NOTES

## PLAYER PROFILES

# 4

Forward

# ADAM LARSON

R-Fr. // 6-9 // 180 // Fennimore, Wis. // Fennimore H.S.

RED HAWK BASKETBALL

**// 2022-23:** Is averaging 6.9 points and 2.3 rebounds through nine games and one start...Scored a career-high 12 points in his first career start vs. William Woods (11/22)...Dropped in a pair of 3-pointers and added four rebounds in 24 minutes during his first career Division I game at South Florida (11/7)...Finished with eight points in 21 minutes vs. Lyon College (11/12)...Pitched in 12 points and made a season-high three 3-pointers vs. UC Davis (11/27)...Missed his first game of the season vs. Purdue Fort Wayne (12/7) due to illness.

### Larson's Game-by-Game Statistics

2022-23	FG	3P	FT	O/D	REB	F	PTS	A	TO	B	S	M
at South Florida	2-4	2-4	0-0	1/3	4	2	6	0	0	1	0	24
Lyon College	4-9	0-4	0-2	3/1	4	4	8	0	0	0	1	21
at Evansville	2-5	1-4	2-2	0/3	3	3	7	1	0	1	0	24
at Bradley	2-5	1-3	0-0	0/3	3	4	5	0	0	0	0	24
William Woods*	3-5	1-2	5-7	1/2	3	1	12	0	0	1	0	20
vs. Boston	1-2	1-2	0-0	0/0	0	0	3	0	1	0	0	8
vs. UC Davis	4-6	3-4	0-2	0/3	3	2	11	0	0	1	0	18
at Milwaukee	3-6	1-4	0-0	0/1	1	1	7	0	0	0	0	14
at Missouri	1-2	1-2	0-0	0/0	0	1	3	0	0	0	0	11
Purdue Fort Wayne	DNP	-	-	-	-	-	-	-	-	-	-	-
at Arkansas State												
at Iowa												
Southern Illinois												
at Southern Indiana												
SIU Edwardsville												
at UT Martin												
at Little Rock												
Lindenwood												
at Morehead State												
UT Martin												
Tennessee Tech												
Tennessee State												
at Eastern Illinois												
Little Rock												
at Tennessee Tech												
at Tennessee State												
Morehead State												
Eastern Illinois												
Southern Indiana												
at Lindenwood												
at SIU Edwardsville												
Totals	22-44	11-29	7-13	5/16	21	18	62	1	1	3	1	164

\* - Game Started

### 2022-23 Season/Career-Highs

Points .....	12	vs. William Woods (11/22/22)
Total Rebounds .....	4	2x, last vs. Lyon College (11/12/22)
Offensive .....	3	vs. Lyon College (11/12/22)
Defensive .....	3	4x, last vs. UC Davis (11/27/22)
FG Made .....	4	2x, last vs. UC Davis (11/27/22)
FG Attempted.....	9	vs. Lyon College (11/12/22)
3-Point FG Made.....	3	vs. UC Davis (11/27/22)
3-Point FG Attempted.....	4	5x, last at Milwaukee (11/28/22)
FT Made.....	5	vs. William Woods (11/22/22)
FT Attempted.....	7	vs. William Woods (11/22/22)
Assists .....	1	at Evansville (11/16/22)
Blocks.....	1	3x, last vs. UC Davis (11/27/22)
Steals.....	1	vs. Lyon College (11/12/22)
Minutes .....	24	3x, last at Bradley (11/19/22)

### Larson's Career Statistics at Southeast Missouri

Season	G-GS	Min	Avg	Overall																			
				FG-FGA	Pct	3FG-3FGA	Pct	FT-FTA	Pct	Off	Def	Tot	Avg	PF	FO	A	TO	Blk	Stl	Pts	Avg		
2021-22	-	-	-	-	-	-	-	-	-	-	-	-	-	-	-	-	-	-	-	-	-	-	
2022-23	9-1	164	18.2	22-44	.500	11-29	.379	7-13	.538	5	16	21	2.3	18	0	1	1	3	1	62	6.9		
Totals	9-1	164	18.2	22-44	.500	11-29	.379	7-13	.538	5	16	21	2.3	18	0	1	1	3	1	62	6.9		
Ohio Valley Conference Games Only																							
Season	G-GS	Min	Avg	FG-FGA	Pct	3FG-3FGA	Pct	FT-FTA	Pct	Off	Def	Tot	Avg	PF	FO	A	TO	Blk	Stl	Pts	Avg		
2021-22	-	-	-	-	-	-	-	-	-	-	-	-	-	-	-	-	-	-	-	-	-		
2022-23	-	-	-	-	-	-	-	-	-	-	-	-	-	-	-	-	-	-	-	-	-		
Totals	-	-	-	-	-	-	-	-	-	-	-	-	-	-	-	-	-	-	-	-	-		





# 15

Forward

## JOSH MITCHELL

So. // 6-8 // 215 // Tupelo, Miss. // Northeast Mississippi CC




RED HAW K B A S K E T B A L L

**// 2022-23:** Saw action in seven games off the bench...Played two minutes off the bench in his first career game vs. Lyon College (11/12)...Scored his first point at Bradley (11/19)...Turned in a double-double 14 points and 10 rebounds vs. William Woods (11/22)...Had four dunks in that game.

**Mitchell's Game-by-Game Statistics**

2022-23	FG	3P	FT	O/D	REB	F	PTS	A	TO	B	S	M
at South Florida	DNP	-	-	-	-	-	-	-	-	-	-	-
Lyon College	0-0	0-0	0-0	0/0	0	0	0	0	1	0	0	2
at Evansville	DNP	-	-	-	-	-	-	-	-	-	-	-
at Bradley	0-0	0-0	1-2	0/0	0	0	1	0	1	0	0	1
William Woods	6-8	0-0	2-4	5/5	10	1	14	2	0	1	0	22
vs. Boston	1-1	0-0	0-0	0/0	0	1	2	0	0	0	0	11
vs. UC Davis	0-0	0-0	0-0	0/1	1	0	0	0	0	0	1	6
at Milwaukee	2-4	0-0	2-4	0/2	2	4	6	0	0	2	1	18
at Missouri	DNP	-	-	-	-	-	-	-	-	-	-	-
Purdue Fort Wayne	0-1	0-0	0-0	0/1	1	1	0	0	0	0	0	4
at Arkansas State												
at Iowa												
Southern Illinois												
at Southern Indiana												
SIU Edwardsville												
at UT Martin												
at Little Rock												
Lindenwood												
at Morehead State												
UT Martin												
Tennessee Tech												
Tennessee State												
at Eastern Illinois												
Little Rock												
at Tennessee Tech												
at Tennessee State												
Morehead State												
Eastern Illinois												
Southern Indiana												
at Lindenwood												
at SIU Edwardsville												
<b>Totals</b>	<b>9-14</b>	<b>0-0</b>	<b>5-10</b>	<b>5/9</b>	<b>14</b>	<b>7</b>	<b>23</b>	<b>2</b>	<b>2</b>	<b>3</b>	<b>2</b>	<b>64</b>

• - Game Started

2022-23 Season/Career-Highs	
Points	14 vs. William Woods (11/22/22)
Total Rebounds	10 vs. William Woods (11/22/22)
Offensive	5 vs. William Woods (11/22/22)
Defensive	5 vs. William Woods (11/22/22)
FG Made	6 vs. William Woods (11/22/22)
FG Attempted	8 vs. William Woods (11/22/22)
3-Point FG Made	-
3-Point FG Attempted	-
FT Made	2 2x, last at Milwaukee (11/28/22)
FT Attempted	4 2x, last at Milwaukee (11/28/22)
Assists	2 vs. William Woods (11/22/22)
Blocks	2 at Milwaukee (11/28/22)
Steals	1 2x, last at Milwaukee (11/28/22)
Minutes	22 vs. William Woods (11/22/22)

**Mitchell's Career Statistics at Southeast Missouri**

Season	G-GS	Min	Avg	FG-FGA	Pct	3FG-3FGA	Pct	FT-FTA	Pct	Off	Def	Tot	Avg	PE	FO	A	TO	Blk	Stl	Pts	Avg																					
																						Overall																				
2022-23	7-0	64	9.1	9-14	.643	0-0	.000	5-10	.500	5	9	14	2.0	7	0	2	2	3	2	23	3.3																					
																						Ohio Valley Conference Games Only																				
Season	G-GS	Min	Avg	FG-FGA	Pct	3FG-3FGA	Pct	FT-FTA	Pct	Off	Def	Tot	Avg	PE	FO	A	TO	Blk	Stl	Pts	Avg																					
2022-23																																										



**2022-23 SOUTHEAST MISSOURI BASKETBALL NOTES**  
**PLAYER PROFILES**



**1** Guard  
**PHILLIP RUSSELL**

So. // 5-10 // 265 // St. Louis, Mo. // Saint Louis University



**REDHAWK BASKETBALL**

2022-23 Preseason All-Ohio Valley Conference selection.

**// 2022-23:** Leads the Redhawks with 16.8 points per game...Made a team-high 24 three-pointers in 10 starts...Also tops the team with 47 assists... Notched 11 points and made a huge 3-pointer with 29 seconds left that held up big in the Redhawks season-opening win at South Florida (11/7)... Matched a career-high five 3-pointers made and scored 23 points vs. Lyon College (11/12)...Scored double figures in all 10 games...Finished with 21 points vs. Boston (11/26)...Notched a season-high 26 points and made five 3-pointers at Missouri (12/4)...Ranks second in the Ohio Valley Conference in scoring and leads the league in assists and free throw percentage (.857)... Scored over 20 points four times.

**Russell's Game-by-Game Statistics**

2022-23	EG	3P	FT	O/D	REB	E	PTS	A	TO	B	S	M
at South Florida*	3-11	3-9	2-3	1/1	2	4	11	3	2	0	2	26
Lyon College*	9-18	5-12	0-0	0/3	3	1	23	4	2	0	5	25
at Evansville*	3-11	1-6	4-4	0/6	6	3	11	2	6	0	1	28
at Bradley*	3-9	1-4	6-6	2/1	3	5	13	7	3	0	2	31
William Woods*	3-6	1-4	4-4	1/2	3	0	11	8	4	0	0	30
vs. Boston*	6-15	4-9	5-6	0/6	6	3	21	3	0	0	0	27
vs. UC Davis*	5-14	1-5	5-5	0/0	0	5	16	4	3	0	2	35
at Milwaukee*	5-9	1-5	0-2	0/2	2	4	11	3	4	0	1	28
at Missouri*	10-17	5-9	1-2	1/2	3	3	26	7	2	0	2	37
Purdue Fort Wayne*	7-19	2-9	9-10	0/5	5	4	25	6	6	1	2	38
at Arkansas State												
at Iowa												
Southern Illinois												
at Southern Indiana												
SIU Edwardsville												
at UT Martin												
at Little Rock												
Lindenwood												
at Morehead State												
UT Martin												
Tennessee Tech												
Tennessee State												
at Eastern Illinois												
Little Rock												
at Tennessee Tech												
at Tennessee State												
Morehead State												
Eastern Illinois												
Southern Indiana												
at Lindenwood												
at SIU Edwardsville												
Totals	54-129	24-72	36-42	5/28	33	32	168	47	32	1	17	305

\* - Game Started

**2022-23 Season-Highs**

Points	26	at Missouri (12/4/22)
Total Rebounds	6	2x, last vs. Boston (11/26/22)
Offensive	1	3x, last at Missouri (12/4/22)
Defensive	6	2x, last vs. Boston (11/26/22)
FG Made	10	at Missouri (12/4/22)
FG Attempted	19	vs. Purdue Fort Wayne (12/7/22)
3-Point FG Made	5	2x, last at Missouri (12/4/22)
3-Point FG Attempted	12	vs. Lyon College (11/12/22)
FT Made	9	vs. Purdue Fort Wayne (12/7/22)
FT Attempted	10	vs. Purdue Fort Wayne (12/7/22)
Assists	8	vs. William Woods (11/22/22)
Blocks	1	vs. Purdue Fort Wayne (12/7/22)
Steals	5	vs. Lyon College (11/12/22)
Minutes	38	vs. Purdue Fort Wayne (12/7/22)

**Career-Highs**

Points	35	at SIU Edwardsville (2/7/22)
Total Rebounds	10	at SIU Edwardsville (2/7/22)
Offensive	3	at California Baptist (12/21/21)
Defensive	8	at SIU Edwardsville (2/7/22)
FG Made	10	2x, last at Missouri (12/4/22)
FG Attempted	20	at SIU Edwardsville (2/7/22)
3-Point FG Made	5	3x, last at Missouri (12/4/22)
3-Point FG Attempted	12	vs. Lyon College (11/12/22)
FT Made	14	at SIU Edwardsville (2/7/22)
FT Attempted	15	at SIU Edwardsville (2/7/22)
Assists	8	2x, last vs. William Woods (11/22/22)
Blocks	1	2x, last vs. Purdue Fort Wayne (12/7/22)
Steals	5	2x, last vs. Lyon College (11/12/22)
Minutes	39	at SIU Edwardsville (2/7/22)

**Russell's Career Statistics at Southeast Missouri**

Season	G-GS	Min	Avg	Overall																	
				FG-FGA	Pct	3FG-3FGA	Pct	FT-FTA	Pct	Off	Def	Tot	Avg	PF	FO	A	TO	Blk	Stl	Pts	Avg
2021-22	30-30	913	30.4	127-303	.419	48-143	.336	99-135	.733	26	50	76	2.5	74	2	95	65	1	37	401	13.4
2022-23	10-10	305	30.5	54-129	.419	24-72	.333	36-42	.857	5	28	33	3.3	32	2	47	32	1	17	168	16.8
Totals	40-40	1218	30.5	181-432	.419	72-215	.335	135-177	.763	31	78	109	2.7	106	4	142	97	2	54	569	14.2
Ohio Valley Conference Games Only																					
Season	G-GS	Min	Avg	FG-FGA	Pct	3FG-3FGA	Pct	FT-FTA	Pct	Off	Def	Tot	Avg	PF	FO	A	TO	Blk	Stl	Pts	Avg
2021-22	15-15	476	31.7	63-163	.387	20-75	.267	59-76	.776	11	27	38	2.5	34	1	57	37	0	19	205	13.7
2022-23																					
Totals																					





# 3

Guard

## AQUAN SMART

So. // 6-3 // 175 // Evanston, Ill. // Florida International




REDHAWK BASKETBALL

**// 2022-23:** Started the first four contests of the season...Averages 5.4 points... Contributed eight points and three rebounds in first career start at South Florida (11/7)...Made a pair of 3-pointers and added three steals in 18 minutes...Posted seven points, six assists and three steals vs. Lyon College (11/12)...Missed the William Woods (11/22) game due to the flu...Scored 12 points at Milwaukee (11/28) for his first double-digit game as a Redhawk...Missed the Purdue Fort Wayne (12/7) game with a concussion.

**Smart's Game-by-Game Statistics**

2022-23	FG	3P	FT	O/D	REB	F	PTS	A	TO	B	S	M
at South Florida*	3-8	2-3	0-0	1/2	3	5	8	2	2	0	3	18
Lyon College*	2-6	0-3	3-4	0/2	2	2	7	6	4	0	3	27
at Evansville*	1-2	0-0	0-0	0/2	2	5	2	1	0	1	1	21
at Bradley*	3-8	1-2	0-0	0/0	0	4	7	0	3	0	1	24
William Woods	DNP	-	-	-	-	-	-	-	-	-	-	-
vs. Boston	2-3	1-1	0-0	1/1	2	1	5	2	2	0	0	17
vs. UC Davis	1-3	0-1	0-0	0/1	1	4	2	2	3	1	2	15
at Milwaukee	3-6	3-4	3-6	0/2	2	3	12	1	2	1	1	28
at Missouri	0-4	0-1	0-0	1/0	1	5	0	1	3	0	0	14
Purdue Fort Wayne	DNP	-	-	-	-	-	-	-	-	-	-	-
at Arkansas State												
at Iowa												
Southern Illinois												
at Southern Indiana												
SIU Edwardsville												
at UT Martin												
at Little Rock												
Lindenwood												
at Morehead State												
UT Martin												
Tennessee Tech												
Tennessee State												
at Eastern Illinois												
Little Rock												
at Tennessee Tech												
at Tennessee State												
Morehead State												
Eastern Illinois												
Southern Indiana												
at Lindenwood												
at SIU Edwardsville												
Totals	15-40	7-15	6-10	3/10	13	29	43	15	19	3	12	164

• Game Started

**2022-23 Season/Career-Highs**

Points.....	12	at Milwaukee (11/28/22)
Total Rebounds.....	3	at South Florida (11/7/22)
Offensive.....	1	2x, last at Missouri (12/4/22)
Defensive.....	2	4x, last at Milwaukee (11/28/22)
FG Made.....	3	3x, last at Milwaukee (11/28/22)
FG Attempted.....	8	2x, last at Bradley (11/19/22)
3-Point FG Made.....	3	at Milwaukee (11/28/22)
3-Point FG Attempted.....	4	at Milwaukee (11/28/22)
FT Made.....	3	2x, last at Milwaukee (11/28/22)
FT Attempted.....	6	at Milwaukee (11/28/22)
Assists.....	6	vs. Lyon College (11/12/22)
Blocks.....	1	2x, last at Milwaukee (11/28/22)
Steals.....	3	3x, last vs. UC Davis (11/27/22)
Minutes.....	28	at Milwaukee (11/28/22)

**Smart's Career Statistics at Southeast Missouri**

Season	G-GS	Min	Avg	FG-FGA	Pct	3FG-3FGA	Pct	FT-FTA	Pct	Off	Def	Tot	Avg	PF	FO	A	TO	Blk	Stl	Pts	Avg
2022-23	8-4	164	20.5	15-40	.375	7-15	.467	6-10	.600	3	10	13	1.6	29	3	15	19	3	12	43	5.4
Ohio Valley Conference Games Only																					
2022-23	G-GS	Min	Avg	FG-FGA	Pct	3FG-3FGA	Pct	FT-FTA	Pct	Off	Def	Tot	Avg	PF	FO	A	TO	Blk	Stl	Pts	Avg



# 2022-23 SOUTHEAST MISSOURI BASKETBALL NOTES

## GAME SUMMARIES

### Game 1

## Southeast Missouri 64 South Florida 61

November 7, 2022 • Yuengling Center • Tampa, Fla.



### TAMPA, Fla.

Chris Harris scored 16 points and Phillip Russell added 11 and

buried a huge pull up 3-pointer with 29 seconds left to lead Southeast Missouri to a 64-61 season-opening win over South Florida.

Russell, after making two free throws 37 seconds earlier, knocked down his decisive three after USF pulled to within two to give SEMO a 63-58 lead, its largest of the night.

Ryan Conwell split two free throws and Tyler Harris scored following two missed free throws by Josh Earley to cut the Redhawks lead to 63-61 with four seconds to go.

After Harris split his two free throws for SEMO, Conwell's 3-point-er at the buzzer missed and SEMO celebrated its third-straight season-opening victory. The Redhawks improved to 3-0 in season-opening games under Head Coach Brad Korn and won three-consecutive season-openers away from home for the first time in program history.

The back-and-forth game featured eight ties and 15 lead changes.

Harris made four field goals, a pair of 3-pointers and hit a near-perfect 6-of-7 free throws to lead SEMO. He also had six rebounds and two assists in 38 minutes.

Russell scored eight of his points in the second half.

### Game 2

## Lyon College 46 Southeast Missouri 83

November 12, 2022 • Show Me Center • Cape Girardeau, Mo.



### CAPE GIRARDEAU, MO.

Southeast Missouri defeated Lyon College in its home opener by a score

of 83-46.

SEMO led by point guard Phillip Russell who dropped in 23 points and had four assists.

The Redhawks opened with an 8-0 lead and utilized a 15-0 run to increase their margin to 32-8 with 3:16 remaining in the opening half.

Russell capped the run with back-to-back triples and a lay-up. He led the Redhawks with 15 points at the break, going 6-for-12 including 3-for-8 from beyond the arc.

The Redhawks would then head to the locker room with a 34-13

advantage.

Kobe Clark grabbed 10 rebounds to go with eight points in the initial 20 minutes. He finished with 16 rebounds, eight points, and led the Redhawks in minutes played with 33.

In the second half, the Redhawks were deadly from three, shooting a 45 percent clip (5-11) compared to just 13 percent in the first half.

SEMO opened the second half with a great defensive play from center Nate Johnson. Johnson blocked the shot of Lyon's Nikola Sasaroga, and on the other end scored the first basket of the second half off a Russell assist, to give SEMO a 23-point advantage.

### Southeast Mo. St. 64 • 1-0,0-0 OVC

#	Player	Total		3-Ptr	FT-FTA	Rebounds			PF	TP	A	TO	Blk	Stl	Min
		FG-FGA	FG-FGA			Off	Def	Tot							
24	CLARK, Kobe	f	4-5	0-1	0-0	4	4	8	3	8	3	3	0	0	30
14	JOHNSON, Nate	c	1-3	0-0	1-2	0	1	1	0	3	0	0	0	0	20
01	RUSSELL, Phillip	g	3-11	3-9	2-3	1	1	2	4	11	3	2	0	2	26
03	SMART, Aquan	g	3-8	2-3	0-0	1	2	3	5	8	2	2	0	3	18
05	HARRIS, Chris	g	4-16	2-7	6-7	1	5	6	3	16	2	4	0	1	38
04	LARSON, Adam	g	2-4	2-4	0-0	1	3	4	2	6	0	0	1	0	24
12	GOWINS, Tevin	g	1-3	1-2	0-0	2	2	4	3	3	0	0	0	0	24
21	EARLEY, Josh	g	2-6	0-0	5-10	1	7	8	1	9	0	2	1	0	20
	Team					0	3	3			2				
	Totals		20-56	10-26	14-22	11	28	39	21	64	10	15	2	6	200

FG % 1st Half: 11-30 36.7% 2nd half: 9-26 34.6% Game: 20-56 35.7%  
 3FG % 1st Half: 5-12 41.7% 2nd half: 5-14 35.7% Game: 10-26 38.5%  
 FT % 1st Half: 3-6 50.0% 2nd half: 11-16 68.8% Game: 14-22 63.6%

### South Fla. 61 • 0-1,0-0 AAC

#	Player	Total		3-Ptr	FT-FTA	Rebounds			PF	TP	A	TO	Blk	Stl	Min
		FG-FGA	FG-FGA			Off	Def	Tot							
01	Selton Miguel	f	2-6	0-0	0-0	0	4	4	2	4	1	2	0	0	19
23	Keyshawn Bryant	f	7-11	3-5	2-4	2	3	5	3	19	0	3	1	1	26
54	Russel Tchewa	c	1-4	0-0	1-4	2	7	9	1	3	1	2	1	0	27
02	Tyler Harris	g	4-15	0-8	1-2	0	3	3	3	9	1	3	0	2	30
24	Jamir Chaplin	g	3-5	0-2	0-0	0	6	6	1	6	2	0	0	2	29
00	Ryan Conwell	g	2-5	1-4	4-6	1	2	3	2	9	0	0	1	0	21
03	DJ Patrick	g	0-0	0-0	0-0	0	0	0	1	0	1	0	0	0	10
05	Jake Boggs	g	0-0	0-0	1-2	0	1	1	0	1	0	0	0	0	3
10	Serrel Smith Jr.	g	0-0	0-0	0-0	0	0	0	1	0	0	0	0	0	2
11	Trey Moss	g	1-1	0-0	0-0	0	0	0	1	2	0	1	0	1	8
15	Corey Walker Jr.	g	2-2	0-0	0-1	0	0	0	2	4	1	3	0	0	12
20	Sam Hines Jr.	g	2-3	0-0	0-0	1	1	2	2	4	1	2	0	0	13
	Team					2	3	5							
	Totals		24-52	4-19	9-19	8	30	38	19	61	8	16	3	6	200

FG % 1st Half: 13-28 46.4% 2nd half: 11-24 45.8% Game: 24-52 46.2%  
 3FG % 1st Half: 1-9 11.1% 2nd half: 3-10 30.0% Game: 4-19 21.1%  
 FT % 1st Half: 3-7 42.9% 2nd half: 6-12 50.0% Game: 9-19 47.4%

Officials: Nathan Bemis, Shane Land, Bharat Ramnanan  
 Technical fouls: Southeast Mo. St.-None. South Fla.-None.  
 Attendance: 4046  
 2022-23 Men's Basketball. Round: 0. South Fla. vs Southeast Mo. St.. Played at

Score by periods	1st	2nd	Total
Southeast Mo. St.	30	34	64
South Fla.	30	31	61

	Points	In	Off	2nd	Fast	Break	Bench
SEMO	14	12	14	4	4	18	
USF	36	11	7	6	6	20	

### Lyon 46 • 0-0,0-0 DIII Ind

#	Player	Total		3-Ptr	FT-FTA	Rebounds			PF	TP	A	TO	Blk	Stl	Min
		FG-FGA	FG-FGA			Off	Def	Tot							
02	Delvonte McCloud	f	1-4	0-0	0-0	0	3	3	2	2	1	3	0	0	26
12	John Paul Morgan	f	1-3	0-0	1-2	0	2	2	0	3	0	1	0	0	15
25	Nikola Sasaroga	c	4-7	1-2	0-1	0	2	2	1	9	1	2	0	1	24
30	Sando Hill	g	0-3	0-2	0-0	0	5	5	3	0	3	8	0	0	23
24	Trenton Bell	*	2-9	2-6	2-2	0	0	0	2	8	1	1	0	0	14
00	Davion Henry	g	0-1	0-1	0-0	0	0	0	0	0	0	1	0	0	4
01	Israel Palmer	g	2-6	0-1	4-4	2	0	2	1	8	1	4	0	2	25
03	Donovynn Lewis	g	2-5	2-5	0-0	0	0	0	0	6	0	0	0	0	9
05	Devan Halford	g	0-0	0-0	0-1	1	1	1	0	0	0	1	0	0	10
10	John Michael Stastny	g	0-2	0-0	0-0	2	2	2	2	0	0	1	0	0	7
11	Luke Bridges	g	1-3	0-0	0-0	0	0	0	0	2	0	0	1	0	11
22	Juauan Clifton	g	1-4	1-4	5-5	0	2	2	1	8	0	0	0	0	13
33	Isaac Ragland	g	0-1	0-1	0-0	0	0	0	0	0	0	0	0	0	10
35	Luke Brunson	g	0-0	0-0	0-0	0	2	2	0	0	0	0	0	0	9
	Team					0	0	0							
	Totals		14-48	6-22	12-15	2	19	21	12	46	7	25	1	3	200

FG % 1st Half: 5-24 20.8% 2nd half: 9-24 37.5% Game: 14-48 29.2%  
 3FG % 1st Half: 0-8 0.0% 2nd half: 6-14 42.9% Game: 6-22 27.3%  
 FT % 1st Half: 3-4 75.0% 2nd half: 9-11 81.8% Game: 12-15 80.0%

### Southeast Mo. St. 83 • 2-0,0-0 OVC

#	Player	Total		3-Ptr	FT-FTA	Rebounds			PF	TP	A	TO	Blk	Stl	Min
		FG-FGA	FG-FGA			Off	Def	Tot							
24	CLARK, Kobe	f	4-7	0-1	0-0	6	10	16	1	8	5	3	2	3	33
14	JOHNSON, Nate	c	4-6	0-0	0-0	4	2	6	4	8	0	3	1	0	12
01	RUSSELL, Phillip	g	9-18	5-12	0-0	0	3	3	1	23	4	2	0	5	25
03	SMART, Aquan	g	2-6	0-3	3-4	0	2	2	2	7	6	4	0	3	27
05	HARRIS, Chris	g	1-8	1-6	4-5	2	2	4	1	7	1	1	0	2	25
04	LARSON, Adam	g	4-9	0-4	0-2	3	1	4	4	8	0	0	0	1	21
11	EURSHER, Evan	g	1-7	1-6	0-0	0	1	1	2	3	1	2	0	0	20
12	GOWINS, Tevin	g	1-1	1-1	0-0	0	0	0	0	1	3	0	2	0	9
00	MITCHELL, Josh	g	0-0	0-0	0-0	0	0	0	0	0	0	0	1	0	2
21	EARLEY, Josh	g	5-7	0-0	1-4	5	7	12	0	11	0	0	1	0	16
35	HANBACK, Mason	g	2-2	0-0	1-1	0	1	1	1	5	0	1	0	0	10
	Team					0	0	0							
	Totals		33-71	8-33	9-16	20	29	49	17	83	17	19	4	14	200

FG % 1st Half: 14-40 35.0% 2nd half: 19-31 61.3% Game: 33-71 46.5%  
 3FG % 1st Half: 3-22 13.6% 2nd half: 5-11 45.5% Game: 8-33 24.2%  
 FT % 1st Half: 3-4 75.0% 2nd half: 6-12 50.0% Game: 9-16 56.3%

Officials: Tyer Kumpf, Andrew Walton, Alex Manuel  
 Technical fouls: Lyon-None. Southeast Mo. St.-None.  
 Attendance: 683  
 2022-23 Men's Basketball. Round: 0. Southeast Mo. St. vs Lyon. Played at Show

Score by periods	1st	2nd	Total
Lyon	13	33	46
Southeast Mo. St.	34	49	83

	Points	In	Off	2nd	Fast	Break	Bench
LU	14	16	3	8	8	24	
SEMO	48	30	22	18	30		



**Game 3** Southeast Missouri 67  
Evansville 61  
November 16, 2022 • Ford Center • Evansville, Ind.



**EVANSVILLE, Ind.**

Chris Harris scored 14 points to lead four players in double figures as Southeast Missouri

beat Evansville, 67-61, at the Ford Center.

SEMO won its third-straight game and is undefeated through its first three games of a season for the first time since 1999-2000.

Ahead, 11-9, SEMO went on a 15-3 run to get a double-digit lead.

Adam Larson found Josh Earley for a layup and Harris drove the lane for a layup before Phillip Russell drained a 3-pointer for a quick seven-point swing to ignite the surge. Nate Johnson's basket stretched

SEMO's lead to 26-12 with 6:07 remaining in the first half.

Tevin Gowins' 3-pointer gave the Redhawks their largest lead of the half at 32-17 with a little under three minutes to go before SEMO led, 36-23, at the intermission.

Earley led all SEMO scorers with 11 points in the first half. UE shot just 26.1 percent (6-of-23) from the field and had more free throws (11) than it did field goals made in the game's opening 20 minutes.

The Redhawks withstood an early second-half run by the Purple Aces and finished strong down the stretch to pull away.

**Southeast Mo. St. 67 • 3-0,0-0 OVC**

#	Player	Total FG-FGA	3-Ptr FG-FGA	FT-FTA	Rebounds			PF	TP	A	TO	Blk	Stl	Min
					Off	Def	Tot							
24	CLARK, Kobe	4-9	1-2	4-4	2	4	6	3	13	1	0	0	0	31
14	JOHNSON, Nate	2-4	0-1	0-0	1	3	4	5	4	0	0	0	0	16
01	RUSSELL, Phillip	3-11	1-6	4-4	0	6	6	3	11	2	6	0	1	28
03	SMART, Aquan	1-2	0-0	0-0	0	2	2	5	2	1	0	1	1	21
05	HARRIS, Chris	5-11	2-4	2-2	1	5	6	2	14	3	6	0	1	33
04	LARSON, Adam	2-5	1-4	2-2	0	3	3	3	7	1	0	0	0	24
11	EURSHER, Evan	0-0	0-0	0-0	0	0	0	0	0	0	0	0	0	5
12	GOWINS, Tevin	1-1	1-1	0-0	0	1	1	2	3	0	0	0	0	20
21	EARLEY, Josh	5-12	0-0	3-4	0	4	4	1	13	0	0	0	0	22
	Team				3	3	6			2				
	Totals	23-55	6-18	15-16	7	31	38	24	67	8	14	1	3	200

FG % 1st Half: 15-32 46.9% 2nd half: 8-23 34.8% Game: 23-55 41.8%  
3FG % 1st Half: 3-11 27.3% 2nd half: 3-7 42.9% Game: 6-18 33.3%  
FT % 1st Half: 3-4 75.0% 2nd half: 12-12 100.0% Game: 15-16 93.8%

**Evansville 61 • 1-2,0-0 MVC**

#	Player	Total FG-FGA	3-Ptr FG-FGA	FT-FTA	Rebounds			PF	TP	A	TO	Blk	Stl	Min
					Off	Def	Tot							
10	Yacine Toumi	5-10	0-1	3-7	4	3	7	2	13	1	1	0	0	31
22	Sekou Kalle	2-5	0-0	2-4	6	6	12	4	6	0	2	1	1	29
00	Gage Bobe	2-9	0-5	1-2	1	2	3	0	5	0	1	0	2	23
04	Marvin Coleman	1-8	0-2	4-6	2	10	12	4	6	2	2	0	1	37
20	Kenny Strawbridge	7-17	1-5	7-10	1	1	2	4	22	0	3	0	1	29
01	Antoine Smith Jr.	1-5	0-4	0-0	1	0	1	2	2	0	1	1	1	18
13	Blaise Beauchamp	2-8	2-5	0-0	0	1	1	1	6	0	0	0	0	21
21	Gabe Spinelli	0-0	0-0	1-2	0	0	0	0	1	1	1	0	0	6
24	Preston Phillips	0-0	0-0	0-0	1	0	1	2	0	0	1	0	0	6
	Team				2	3	5							
	Totals	20-62	3-22	18-31	18	26	44	19	61	4	12	2	6	200

FG % 1st Half: 6-23 26.1% 2nd half: 14-39 35.9% Game: 20-62 32.3%  
3FG % 1st Half: 0-7 0.0% 2nd half: 3-15 20.0% Game: 3-22 13.6%  
FT % 1st Half: 11-18 61.1% 2nd half: 7-13 53.8% Game: 18-31 58.1%

Officials: Amy Bonner, Bret Smith, Gary Maxwell  
Technical fouls: Southeast Mo. St.-RUSSELL, Phillip; HARRIS, Chris.  
Evansville-None.  
Attendance: 3756  
2022-23 Men's Basketball. Round: 0. Evansville vs Southeast Mo. St.. Played at

Score by periods	1st	2nd	Total
Southeast Mo. St.	36	31	67
Evansville	23	38	61

Points	In Paint	Off T/O	2nd Chance	Fast Break	Bench
SEMO	24	10	8	15	23
Evans	34	11	15	16	9

**Game 4** Southeast Missouri 60  
Bradley 73  
November 19, 2022 • Carver Arena • Peoria, Ill.



**PEORIA, Ill.**

Chris Harris, Phillip Russell and Kobe Clark all scored double figures as Southeast Missouri

fell to its first loss of season, 73-60, at Missouri Valley Conference member Bradley.

Harris scored 14 points, Russell added 13 and Clark followed with 10 for the Redhawks.

SEMO put together a strong first half shooting 53.8 percent (14-of-26) from the field but cooled off to shoot only 20 percent (6-of-30) in the game's final 20 minutes.

Tied, 18-18, the Redhawks went on a 9-2 run to take their largest lead of the game. Aquan Smart ignited the surge that ended with a

3-pointer by Harris that put SEMO ahead, 27-20, with 9:33 remaining in the first half.

BU managed to take a one-point lead at the 2:04 mark and later led, 42-36, at the half.

After the Braves stretched their lead to double figures, SEMO continued to chip away and got within four on a pair of Russell free throws. Russell's makes made it a 60-56 contest with 6:16 to go and that was as close as the Redhawks would get.

BU regained a double-digit advantage and did not let its lead dip below 10 for the final 2:42.

**Southeast Mo. St. 60 • 3-1,0-0 OVC**

#	Player	Total FG-FGA	3-Ptr FG-FGA	FT-FTA	Rebounds			PF	TP	A	TO	Blk	Stl	Min
					Off	Def	Tot							
24	CLARK, Kobe	4-9	2-4	0-0	2	7	9	4	10	2	0	1	3	38
14	JOHNSON, Nate	1-2	0-0	0-0	2	0	0	2	2	0	1	0	1	12
01	RUSSELL, Phillip	3-9	1-4	6-6	2	1	3	5	13	7	3	0	2	31
03	SMART, Aquan	3-8	1-2	0-0	0	0	0	4	7	0	3	0	1	24
05	HARRIS, Chris	4-15	3-8	3-4	0	5	5	1	14	2	1	0	1	38
04	LARSON, Adam	2-5	1-3	0-0	0	3	3	4	5	0	0	0	0	24
12	GOWINS, Tevin	0-0	0-0	0-0	0	0	0	1	0	0	0	0	0	8
15	MITCHELL, Josh	0-0	0-0	1-2	0	0	0	0	1	0	1	0	0	1
21	EARLEY, Josh	3-8	0-0	2-2	2	4	6	0	8	0	0	0	0	24
	Team				4	1	5							
	Totals	20-56	8-21	12-16	10	21	31	21	60	11	11	1	8	200

FG % 1st Half: 14-26 53.8% 2nd half: 6-30 20.0% Game: 20-56 35.7%  
3FG % 1st Half: 7-11 63.6% 2nd half: 1-10 10.0% Game: 8-21 38.1%  
FT % 1st Half: 1-2 50.0% 2nd half: 11-14 78.6% Game: 12-16 75.0%

**Bradley 73 • 3-1,0-0 MVC**

#	Player	Total FG-FGA	3-Ptr FG-FGA	FT-FTA	Rebounds			PF	TP	A	TO	Blk	Stl	Min
					Off	Def	Tot							
14	Malevy Leons	5-8	3-5	2-2	3	6	9	2	15	1	5	4	0	37
22	Ja'Shon Henry	4-8	0-0	3-10	3	3	6	3	11	0	1	0	0	25
35	Darius Hannah	3-5	0-0	0-0	2	2	4	2	6	3	0	6	0	28
21	Duke Deen	4-8	2-5	2-3	1	5	6	2	12	5	1	0	3	31
23	Ville Tahvanainen	7-16	1-9	0-0	1	3	4	2	15	1	3	0	1	33
01	James "Pop" Weathers	2-4	0-2	6-7	1	2	3	1	10	0	1	0	2	23
05	Christian Davis	1-2	0-1	0-0	0	1	1	1	2	0	0	0	0	11
34	Connor Linke	1-3	0-0	0-0	0	2	2	4	2	1	0	0	0	12
	Team				0	4	4							
	Totals	27-54	6-22	13-22	11	28	39	17	73	11	13	10	6	200

FG % 1st Half: 17-30 56.7% 2nd half: 10-24 41.7% Game: 27-54 50.0%  
3FG % 1st Half: 5-13 38.5% 2nd half: 1-9 11.1% Game: 6-22 27.3%  
FT % 1st Half: 3-7 42.9% 2nd half: 10-15 66.7% Game: 13-22 59.1%

Officials: Steve Honacki, Roland Simmons, Gene Grimshaw  
Technical fouls: Southeast Mo. St.-RUSSELL, Phillip; Bradley-None.  
Attendance: 4826  
2022-23 Men's Basketball. Round: 0. Bradley vs Southeast Mo. St.. Played at Ca

Score by periods	1st	2nd	Total
Southeast Mo. St.	36	24	60
Bradley	42	31	73

Points	In Paint	Off T/O	2nd Chance	Fast Break	Bench
SEMO	14	11	8	3	14
BRAD	40	12	14	15	14



# 2022-23 SOUTHEAST MISSOURI BASKETBALL NOTES

## GAME SUMMARIES

### Game 5

## William Woods 49 Southeast Missouri 87

November 22, 2022 • Show Me Center • Cape Girardeau, Mo.



**CAPE GIRARDEAU, Mo.**  
Josh Mitchell had a double-double 14 points and 10 rebounds and

Southeast Missouri established a new season-high in points during an 87-49 win over William Woods.

SEMO led from start to finish in a dominating effort en route to picking up its second home win of the season. The Redhawk scored over 80 points for the second time this year.

Ahead, 8-4, the Redhawks put together a 16-2 run to stretch its lead to 18. Adam Larson, in his first career start, had three points, while four others including Mitchell, Kobe Clark, Tevin Gowins and Chris

Harris also scored. Harris buried a 3-pointer to end the surge giving SEMO a 24-6 advantage with 11:02 left to play in the first half.

SEMO continued its balanced scoring and pushed its lead over 20 on a Clark layup. Nate Johnson's two free throws later gave the Redhawks a commanding 49-21 lead at the half.

SEMO kept pouring it on in the second half and built its largest lead to 38 on a Tevin Gowins layup with 30 second remaining.

Mitchell shot 6-of-8 from the field and 2-of-4 at the free throw line. He also had four dunks in his first double-double at SEMO.

### Game 6

## Boston 52 Southeast Missouri 63

November 26, 2022 • Klotsche Center • Milwaukee, Wis.



**MILWAUKEE, Wis.**  
Phillip Russell scored a game-high 21 points to lead Southeast Missouri to a 63-52 win over

Boston University in the opening game of the Cream City Classic.

SEMO, which did not have a field goal in the final 3:54 of the contest, made seven free throws in the last 1:08 to seal the victory.

After Jonas Harper's layup narrowed the Redhawks lead to 56-52, Chris Harris hit two free throws at the 1:08 mark to make it a two-possession game.

BU missed a 3-pointer on its ensuing possession and Russell was then fouled. He went to the line and knocked down both of his free

throws to push SEMO's lead to 60-52 with 42 seconds on the clock. Harris split two free throws before Dylan Branson followed with a pair of free throws of his own to put the Redhawks fifth victory on ice.

Russell shot 6-of-15 from the field, made four 3-pointers and hit a near-perfect 5-of-5 free throws en route to the eighth 20-point game of his career. He also dished out six assists.

Harris followed with 12 points and added five free throws and seven rebounds, while Kobe Clark led the Redhawks with 12 boards, his third double-digit rebound game of 2022-23.

SEMO outrebounded BU, 43-32, and held a +5 advantage (16-11) at the charity stripe.

### William Woods 49 • 0-2

#	Player	Total		3-Ptr	FT-FTA	Rebounds			PF	TP	A	TO	Blk	Stl	Min
		FG-FGA	FG-FGA			Off	Def	Tot							
00	Vyson Miller	g	1-6	0-5	0-0	0	3	3	4	2	6	1	0	3	24
04	Abdulah Diaby	g	2-2	0-0	0-0	1	4	5	3	4	0	1	0	0	13
10	Jared Crutcher	g	4-12	0-1	1-2	1	3	4	3	9	1	1	3	1	31
11	Dylan Pitt	g	1-6	1-5	0-2	0	2	2	2	3	3	2	0	0	30
25	Kevin Yang	g	3-11	0-1	1-2	1	2	3	1	7	0	3	0	0	25
05	Clayton Ebers	g	0-3	0-3	0-0	0	1	1	1	0	0	2	0	0	17
21	William Gibson	g	4-5	1-1	2-2	0	1	1	2	11	0	0	1	0	24
23	Tahki Chievoux	g	5-12	3-6	0-0	1	0	1	2	13	1	5	0	2	29
32	Mahmadou Ngoucheme	g	0-0	0-0	0-2	0	0	0	2	0	0	0	0	0	6
33	Karter Koenig	g	0-0	0-0	0-0	0	0	0	0	0	0	0	0	0	1
	Team		0	0	0	0	0	0	0	2					
	Totals		20-57	5-22	4-10	4	16	20	20	49	11	17	4	6	200

FG % 1st Half: 8-33 24.2% 2nd half: 12-24 50.0% Game: 20-57 35.1%  
3FG % 1st Half: 4-16 25.0% 2nd half: 1-6 16.7% Game: 5-22 22.7%  
FT % 1st Half: 1-4 25.0% 2nd half: 3-6 50.0% Game: 4-10 40.0%

Deadball Rebounds 7,3

### Southeast Mo. St. 87 • 4-1,0-0 OVC

#	Player	Total		3-Ptr	FT-FTA	Rebounds			PF	TP	A	TO	Blk	Stl	Min
		FG-FGA	FG-FGA			Off	Def	Tot							
04	LARSON, Adam	f	3-5	1-2	5-7	1	2	3	1	12	0	0	1	0	20
24	CLARK, Kobe	f	4-12	0-3	1-2	6	8	14	0	9	0	1	1	1	28
14	JOHNSON, Nate	c	5-9	0-0	3-3	3	4	7	2	13	1	2	0	0	18
01	RUSSELL, Phillip	g	3-6	1-4	4-4	1	2	3	0	11	8	4	0	0	30
05	HARRIS, Chris	g	2-9	1-6	3-5	0	2	2	0	8	3	1	0	1	27
11	EURSHER, Evan	g	2-3	0-1	2-2	0	2	2	1	6	0	1	0	2	15
12	GOWINS, Tevin	g	3-6	1-1	0-0	1	0	1	2	7	2	1	0	2	21
15	MITCHELL, Josh	g	6-8	0-0	2-4	5	5	10	1	14	2	0	1	0	22
33	BRANSON, Dylan	g	3-6	1-3	0-0	1	6	7	3	7	4	1	1	0	19
	Team		0	0	0	0	0	0	0	0					
	Totals		31-64	5-20	20-27	18	31	49	10	87	20	11	4	6	200

FG % 1st Half: 16-34 47.1% 2nd half: 15-30 50.0% Game: 31-64 48.4%  
3FG % 1st Half: 4-13 30.8% 2nd half: 1-7 14.3% Game: 5-20 25.0%  
FT % 1st Half: 13-16 81.3% 2nd half: 7-11 63.6% Game: 20-27 74.1%

Deadball Rebounds 3,1

Officials: Chance Wallesen, Tariq Lucas, Shane Staggs  
Technical fouls: William Woods-None. Southeast Mo. St.-BRANSON, Dylan.  
Attendance: 784  
2022-23 Men's Basketball. Round: 0. Southeast Mo. St. vs William Woods. Played

Score by periods	1st	2nd	Total
William Woods	21	28	49
Southeast Mo. St.	49	38	87

	Points	In Paint	Off T/O	2nd Chance	Fast Break	Bench
WW	28	16	5	8	24	24
SEMO	52	20	23	11	34	34

### Boston U. 52 • 4-2,0-0 Patriot

#	Player	Total		3-Ptr	FT-FTA	Rebounds			PF	TP	A	TO	Blk	Stl	Min
		FG-FGA	FG-FGA			Off	Def	Tot							
05	Walter Whyte	f	1-15	0-8	0-0	3	3	6	1	2	1	2	1	1	33
25	Nevin Zink	f	3-6	0-0	4-4	2	5	7	3	10	2	1	0	0	23
35	Fletcher Tynen	f	2-6	1-3	0-0	0	6	6	2	5	2	1	0	0	31
00	Ethan Brittain-Watts	g	2-6	2-4	2-2	0	2	2	3	8	1	1	0	0	34
15	Jonas Harper	g	6-10	1-4	2-2	0	1	1	3	15	2	0	0	1	21
02	Caelan Jones	g	0-2	0-1	0-0	0	0	0	0	0	0	0	0	0	2
02	Malcolm Chimezie	g	1-1	0-0	1-2	0	1	1	0	3	1	0	0	1	13
13	Daman Tate	g	1-3	1-1	0-0	1	0	1	4	3	0	1	0	0	11
22	Anthony Morales	g	1-3	0-2	0-0	0	2	2	3	2	0	1	0	1	12
24	Miles Brewster	g	1-3	0-1	0-0	0	1	1	0	2	2	0	1	1	16
41	Otto Landrum	g	0-2	0-0	2-2	0	0	0	0	2	0	0	1	0	4
	Team		0	0	0	1	4	5							
	Totals		18-57	5-24	11-12	7	25	32	19	52	11	8	3	5	200

FG % 1st Half: 6-28 21.4% 2nd half: 12-29 41.4% Game: 18-57 31.6%  
3FG % 1st Half: 2-12 16.7% 2nd half: 3-12 25.0% Game: 5-24 20.8%  
FT % 1st Half: 4-4 100.0 2nd half: 7-8 87.5% Game: 11-12 91.7%

Deadball Rebounds 1

### Southeast Mo. St. 63 • 5-1,0-0 OVC

#	Player	Total		3-Ptr	FT-FTA	Rebounds			PF	TP	A	TO	Blk	Stl	Min
		FG-FGA	FG-FGA			Off	Def	Tot							
24	CLARK, Kobe	f	0-2	0-1	0-0	3	9	12	4	0	2	3	5	2	27
14	JOHNSON, Nate	c	3-7	0-0	1-2	2	3	5	3	7	0	0	0	0	28
01	RUSSELL, Phillip	g	6-15	4-9	5-6	0	6	6	3	21	3	0	0	0	30
05	HARRIS, Chris	g	3-12	1-4	5-7	1	6	7	1	12	2	4	1	0	27
33	BRANSON, Dylan	g	2-5	1-3	2-2	1	2	3	2	7	3	2	0	0	25
00	BARNES, Israel	g	1-6	1-3	3-4	1	3	4	1	6	0	0	0	0	27
03	SMART, Aquan	g	2-3	1-1	0-0	1	1	2	1	5	2	2	0	0	17
04	LARSON, Adam	g	1-2	1-2	0-0	0	0	0	0	3	0	1	0	0	8
15	MITCHELL, Josh	g	1-1	0-0	0-0	0	0	0	1	2	0	0	0	0	11
	Team		0	0	0	2	2	4							
	Totals		19-53	9-23	16-21	11	32	43	16	63	12	12	6	2	200

FG % 1st Half: 10-29 34.5% 2nd half: 9-24 37.5% Game: 19-53 35.8%  
3FG % 1st Half: 5-13 38.5% 2nd half: 4-10 40.0% Game: 9-23 39.1%  
FT % 1st Half: 3-4 75.0% 2nd half: 13-17 76.5% Game: 16-21 76.2%

Deadball Rebounds 3

Officials: Jason Mirabito, Bryant Berry, Bobby Dow  
Technical fouls: Boston U.-None. Southeast Mo. St.-None.  
Attendance: 2022-23 Men's Basketball. Round: 0. Boston U. vs Southeast Mo. St., Played at

Score by periods	1st	2nd	Total
Boston U.	18	34	52
Southeast Mo. St.	28	35	63

	Points	In Paint	Off T/O	2nd Chance	Fast Break	Bench
BU	24	14	8	13	12	12
SEMO	14	14	15	5	16	16



Game 7

Southeast Missouri 71 UC Davis 73

November 27, 2022 • Klotsche Center • Milwaukee, Wis.



MILWAUKEE, Wis.

Southeast Missouri put together a ferocious comeback in

the final four-and-a-half minutes but came up short in a close 73-71 loss to UC Davis at the Cream City Classic.

Down, 64-54, with 4:25 to go, SEMO pulled to within a point (71-70) on a pair of free throws by Chris Harris with four seconds remaining.

UC Davis stretched its lead to 73-70 on two free throws by Elijah Pepper before Harris was fouled from behind the 3-point arc with one second on the clock.

Harris, needing to make all three free throws to tie the game, made

one of his three attempts and the Aggies escaped.

SEMO wiped out a double-digit deficit in the last 6:28 of the first half.

Phillip Russell and Harris led SEMO with 16 points each, while Dylan Branson followed with 12 and Adam Larson pitched in 11. Branson finished with eight rebounds, as well.

The Redhawks scored 21 points off 23 UC Davis turnovers and shot 40.7 percent (24-of-59) from the field. SEMO made 11-of-13 free throws in the second half with its only two misses coming in the final second.

Game 8

Southeast Missouri 68 Milwaukee 84

November 28, 2022 • Klotsche Center • Milwaukee, Wis.



MILWAUKEE, Wis.

Israel Barnes scored 22 points as Southeast Missouri

dropped its final game of the Cream City Classic, 84-68, to tournament host Milwaukee.

MKE won the four-team event with a 3-0 record.

Barnes gave SEMO a nice boost off the bench, particularly in the first half. He entered the game and scored 11-straight points to grab the Redhawks an 18-13 lead with 10:27 left.

However, SEMO fell into a big hole right after that when the Panthers answered with 18-consecutive points and a 21-1 run to take

a 34-19 advantage. The Redhawks lone point during that time was a free throw by Josh Mitchell which snapped his team's 4:53 scoreless drought.

Barnes scored 13 points, including nine from 3-point range, in the first half alone.

SEMO managed to cut MKE's lead to 68-60 on a pair of free throws by Barnes with 5:53 to go, but that was as close as the Redhawks could get.

Barnes shot 7-of-14 from the field, 4-of-8 from downtown and a perfect 4-of-4 at the free throw line in 21 minutes of action. It was the first time he scored double figures in his career.

Southeast Mo. St. 71 • 5-2,0-0 OVC

#	Player	Total		3-Ptr		Rebounds			PF	TP	A	TO	Blk	Stl	Min
		FG-FGA	FG-FGA	FT-FTA	Off	Def	Tot								
24	CLARK, Kobe	3-10	2-3	0-0	1	2	3	4	8	2	2	1	2	31	
14	JOHNSON, Nate	2-3	0-0	0-0	4	3	7	2	4	0	2	1	0	20	
01	RUSSELL, Phillip	5-14	1-5	5-5	0	0	0	5	16	4	3	0	2	35	
05	HARRIS, Chris	4-11	1-3	7-10	1	6	7	1	16	3	5	0	3	30	
33	BRANSON, Dylan	4-8	0-2	4-4	0	8	8	3	12	1	1	1	1	27	
00	BARNES, Israel	1-4	0-1	0-0	0	0	0	0	2	2	1	0	2	18	
03	SMART, Aquan	1-3	0-1	0-0	0	1	1	4	2	2	3	1	3	15	
04	LARSON, Adam	4-6	3-4	0-2	0	3	3	2	11	0	0	1	0	18	
15	MITCHELL, Josh	0-0	0-0	0-0	0	1	1	0	0	0	0	0	1	6	
Team															
Totals		24-59	7-19	16-21	6	26	32	21	71	14	17	5	14	200	

FG % 1st Half: 12-30 40.0% 2nd half: 12-29 41.4% Game: 24-59 40.7%  
 3FG % 1st Half: 3-10 30.0% 2nd half: 4-9 44.4% Game: 7-19 36.8%  
 FT % 1st Half: 5-8 62.5% 2nd half: 11-13 84.6% Game: 16-21 76.2%

UC Davis 73 • 5-2,0-0 Big West

#	Player	Total		3-Ptr		Rebounds			PF	TP	A	TO	Blk	Stl	Min
		FG-FGA	FG-FGA	FT-FTA	Off	Def	Tot								
04	Christian Anigwe	1-2	0-0	1-2	0	3	3	5	3	3	1	0	0	12	
02	Ty Johnson	3-6	0-1	0-5	1	7	8	3	6	4	3	0	0	25	
05	Robby Beasley	3-9	1-3	1-2	0	4	4	3	8	2	2	0	0	30	
24	Ade Adebayo	5-6	0-0	3-6	2	1	3	4	13	1	0	0	2	28	
40	Elijah Pepper	10-20	4-8	6-7	1	4	5	1	30	2	5	1	2	34	
00	Kane Milling	3-8	3-8	0-0	0	1	1	2	9	0	3	0	0	24	
10	Leo DeBruhl	0-2	0-0	0-1	0	1	1	2	0	1	1	0	0	14	
20	Niko Rocak	1-2	0-0	0-0	1	7	8	1	2	0	1	1	0	16	
22	Sione Lose	1-2	0-1	0-1	4	2	6	2	2	0	3	0	2	17	
Team															
Totals		27-57	8-21	11-24	12	30	42	23	73	13	21	2	6	200	

FG % 1st Half: 11-27 40.7% 2nd half: 16-30 53.3% Game: 27-57 47.4%  
 3FG % 1st Half: 5-12 41.7% 2nd half: 3-9 33.3% Game: 8-21 38.1%  
 FT % 1st Half: 5-10 50.0% 2nd half: 6-14 42.9% Game: 11-24 45.8%

Officials: David Gawrisch, Jeff Lewis, Peter Juzenas  
 Technical fouls: Southeast Mo. St.-RUSSELL, Phillip; SMART, Aquan; HARRIS, Chris. UC Davis-None.  
 Attendance: 2022-23 Men's Basketball. Round: 0. Southeast Mo. St. vs UC Davis. Played at U

Score by periods	1st	2nd	Total
Southeast Mo. St.	32	39	71
UC Davis	32	41	73

	Points	In Paint	Off T/O	2nd Chance	Fast Break	Bench
SEMO	32	17	2	22	15	
UCD	34	15	11	16	13	

Southeast Mo. St. 68 • 5-3,0-0 OVC

#	Player	Total		3-Ptr		Rebounds			PF	TP	A	TO	Blk	Stl	Min
		FG-FGA	FG-FGA	FT-FTA	Off	Def	Tot								
24	CLARK, Kobe	1-6	0-3	2-2	3	5	8	4	4	8	1	2	5	36	
14	JOHNSON, Nate	0-3	0-0	0-0	0	1	1	2	0	0	1	1	0	8	
01	RUSSELL, Phillip	5-9	1-5	0-2	0	2	2	4	11	3	4	0	1	28	
05	HARRIS, Chris	1-11	1-7	3-3	0	1	1	1	6	3	2	0	0	29	
33	BRANSON, Dylan	0-2	0-2	0-0	0	1	1	1	0	0	3	0	0	12	
00	BARNES, Israel	7-14	4-8	4-4	2	3	5	5	22	0	1	0	0	22	
03	SMART, Aquan	3-6	3-4	3-6	0	2	3	3	12	1	2	1	1	28	
04	LARSON, Adam	3-6	1-4	0-0	0	1	1	1	7	0	0	0	0	14	
12	GOWINS, Tevin	0-1	0-1	0-0	1	1	2	0	0	0	1	0	1	5	
15	MITCHELL, Josh	2-4	0-0	2-4	0	2	2	4	6	0	0	2	1	18	
Team															
Totals		22-62	10-34	14-21	9	19	28	25	68	15	16	6	9	200	

FG % 1st Half: 11-30 36.7% 2nd half: 11-32 34.4% Game: 22-62 35.5%  
 3FG % 1st Half: 6-16 37.5% 2nd half: 4-18 22.2% Game: 10-34 29.4%  
 FT % 1st Half: 3-6 50.0% 2nd half: 11-15 73.3% Game: 14-21 66.7%

Milwaukee 84 • 5-3,0-0 Horizon

#	Player	Total		3-Ptr		Rebounds			PF	TP	A	TO	Blk	Stl	Min
		FG-FGA	FG-FGA	FT-FTA	Off	Def	Tot								
23	Ahmad Rand	4-6	0-0	0-0	2	4	6	2	8	0	0	4	1	24	
01	Markeith Browning II	3-4	1-1	5-6	0	5	5	3	12	1	7	2	1	28	
10	BJ Freeman	8-18	2-9	5-7	1	7	8	3	23	3	3	0	1	32	
12	Kentrell Pullian	3-8	0-1	0-0	1	1	2	4	6	2	1	0	2	24	
25	Justin Thomas	4-7	2-2	9-11	3	10	13	2	19	4	3	0	3	31	
00	Brian Taylor	0-0	0-0	0-0	0	0	0	0	0	0	0	0	0	1	
02	Elijah Jamison	3-3	1-1	4-5	0	1	2	11	0	1	0	1	0	17	
05	Angelo Stuart	0-1	0-0	0-0	0	0	0	1	0	1	1	0	0	15	
11	Vin Baker Jr.	0-0	0-0	0-0	0	0	0	1	0	0	2	0	0	3	
20	Vincent Miszkiewicz	0-0	0-0	0-0	0	0	0	0	0	0	0	0	0	1	
24	Jalen Johnson	1-3	0-0	1-2	1	2	3	1	3	2	1	1	0	9	
33	Moses Bol	0-0	0-0	0-0	0	1	1	3	0	2	1	0	0	4	
35	Keon Edwards	0-1	0-1	2-2	0	1	1	0	2	2	0	0	1	11	
Team															
Totals		26-51	6-15	26-33	11	33	44	22	84	15	22	8	9	200	

FG % 1st Half: 17-27 63.0% 2nd half: 9-24 37.5% Game: 26-51 51.0%  
 3FG % 1st Half: 5-11 45.5% 2nd half: 1-4 25.0% Game: 6-15 40.0%  
 FT % 1st Half: 7-12 58.3% 2nd half: 19-21 90.5% Game: 26-33 78.8%

Officials: James Curran, Tony Bache Meeks, Edwin Young  
 Technical fouls: Southeast Mo. St.-RUSSELL, Phillip. Milwaukee-Markeith Browning II.  
 Attendance: 1183  
 2022-23 Men's Basketball. Round: 0. Milwaukee vs Southeast Mo. St.. Played at

Score by periods	1st	2nd	Total
Southeast Mo. St.	31	37	68
Milwaukee	46	38	84

	Points	In Paint	Off T/O	2nd Chance	Fast Break	Bench
SEMO	18	17	9	9	47	
MKE	40	20	4	24	16	



# 2022-23 SOUTHEAST MISSOURI BASKETBALL NOTES

## GAME SUMMARIES

**Game 9**

### Southeast Missouri 89 Missouri 96

December 4, 2022 • Mizzou Arena • Columbia, Mo.



**COLUMBIA, Mo.**  
Phillip Russell scored a game and season-high 26 points and

Israel Barnes added 21 points as Southeast Missouri gave Missouri all it could handle in a 96-89 loss at Mizzou Arena.

The Redhawks were down 19 (82-63) with 8:33 left to play, but never let up.

SEMO outscored Mizzou, 24-11, over the next seven-and-a-half minutes to get within six. Israel Barnes made a pair of 3-pointers with his second narrowing the Tigers lead to 93-87 at the 1:08 mark.

Russell's jump shot trimmed Mizzou's lead to six again (95-89) with 39 seconds on the clock and that

was as close as the Redhawks could get.

SEMO trailed, 34-20, with just under seven minutes to play in the first half before going on a 20-5 run to take the lead.

Kobe Clark's 3-pointer made it a one-possession game and Josh Earley scored to get SEMO within one. Russell then stole the ball and made a fast break layup to put the Redhawks ahead, 40-39, with 2:08 to play.

Mizzou answered by scoring the final 11 points to grab a 50-40 halftime lead.

Russell, one of three Redhawks in double figures, shot 10-of-17 from the field and 5-of-9 from 3-point land.

**Game 10**

### Purdue Fort Wayne 89 Southeast Missouri 68

December 7, 2022 • Show Me Center • Cape Girardeau, Mo.



**CAPE GIRARDEAU, Mo.**

Phillip Russell scored 25 points and Israel Barnes added 23, but it wasn't

enough as Purdue Fort Wayne defeated Southeast Missouri, 86-66, at the Show Me Center.

SEMO started strong out of the gate scoring the first nine points of the contest.

Russell got the Redhawks going with back-to-back jumpers and Ohio Valley Conference Player and Newcomer of the Week Barnes followed with five points, including a 3-pointer to put the Redhawks ahead, 9-0, less than three minutes in.

After Russell's two free throws gave SEMO a 25-24 edge with 6:01 remaining, PFW countered with a 12-2 run to build a double-digit lead.

Quinton Morton-Robertson and Jarred Godfrey each knocked down a 3-pointer with Godfrey's make putting the Mastodons ahead, 37-26, at the 2:20 mark.

Godfrey went to the free throw line and made two shots to give PFW a 41-29 lead at the half.

It was a two-possession game in the second half when PFW went on a 12-0 run to stretch its margin to 54-38.

PFW didn't let its lead drop below 17 points the rest of the way.

#### Southeast Mo. St. 89 • 5-4,0-0 OVC

#	Player	Total		3-Ptr	FT-FTA	Rebounds			PF	TP	A	TO	Blk	Stl	Min
		FG-FGA	FG-FGA			Off	Def	Tot							
24	CLARK, Kobe	f	3-8	2-4	0-0	1	6	7	4	8	3	2	1	1	32
14	JOHNSON, Nate	c	3-5	0-0	0-0	2	2	4	2	6	1	1	1	1	14
00	BARNES, Israel	g	7-12	3-6	4-7	2	1	3	1	21	2	4	0	0	31
01	RUSSELL, Phillip	g	10-17	5-9	1-2	1	2	3	3	26	7	2	0	2	37
05	HARRIS, Chris	g	3-6	2-4	0-0	0	2	2	0	8	0	3	0	0	19
03	SMART, Aquan	g	0-4	0-1	0-0	1	0	1	5	0	1	3	0	0	14
04	LARSON, Adam	g	1-2	1-2	0-0	0	0	0	1	3	0	0	0	0	11
21	EARLEY, Josh	g	7-9	0-0	1-2	1	3	4	2	15	0	2	0	0	25
33	BRANSON, Dylan	g	0-0	0-0	2-4	0	1	1	1	2	2	1	1	1	17
Team						0	5	5							
Totals			34-63	13-26	8-15	8	22	30	19	89	16	18	3	5	200

FG % 1st Half: 16-36 44.4% 2nd half: 18-27 66.7% Game: 34-63 54.0%  
3FG % 1st Half: 8-16 50.0% 2nd half: 5-10 50.0% Game: 13-26 50.0%  
FT % 1st Half: 0-0 0.0% 2nd half: 8-15 53.3% Game: 8-15 53.3%

#### Missouri 96 • 9-0,0-0 SEC

#	Player	Total		3-Ptr	FT-FTA	Rebounds			PF	TP	A	TO	Blk	Stl	Min
		FG-FGA	FG-FGA			Off	Def	Tot							
24	Kobe Brown	f	9-12	2-3	5-6	3	5	8	3	25	4	3	0	3	34
35	Noah Carter	f	3-7	2-5	1-4	1	3	4	3	9	1	3	1	0	18
04	DeAndre Gholston	g	1-3	1-2	4-4	0	4	4	1	7	0	2	0	0	19
05	D'Moi Hodge	g	5-10	3-7	2-2	0	1	1	3	15	2	0	0	0	26
10	Nick Honor	g	4-8	3-6	0-1	0	0	0	1	11	2	2	0	4	35
02	Tre Gomillion	g	2-3	0-1	0-0	1	3	4	2	4	1	2	0	3	27
11	Isiah Mosley	g	0-2	0-1	0-0	0	2	2	0	0	1	0	0	0	6
13	Ronnie DeGray III	g	0-0	0-0	0-0	0	0	0	0	0	0	0	0	0	1
23	Aidan Shaw	g	2-4	0-1	0-1	0	1	1	2	4	0	0	0	0	6
55	Sean East II	g	8-12	0-1	5-5	2	2	4	1	21	6	1	0	4	28
Team						1	0	1			1				
Totals			34-61	11-27	17-23	8	21	29	16	96	17	14	1	14	200

FG % 1st Half: 18-34 52.9% 2nd half: 16-27 59.3% Game: 34-61 55.7%  
3FG % 1st Half: 5-15 33.3% 2nd half: 6-12 50.0% Game: 11-27 40.7%  
FT % 1st Half: 9-12 75.0% 2nd half: 8-11 72.7% Game: 17-23 73.9%

Officials: Josue Nieves, Owen Short, Jason Baker  
Technical fouls: Southeast Mo. St.-None. Missouri-None.  
Attendance: 8873  
2022-23 Men's Basketball. Round: 0. Missouri vs Southeast Mo. St.. Played at M

Score by periods	1st	2nd	Total
Southeast Mo. St.	40	49	89
Missouri	50	46	96

	Points	In Paint	Off T/O	2nd Chance	Fast Break	Bench
SEMO	36	12	6	8	20	
MIZ	44	29	7	31	29	

#### Purdue Fort Wayne 89 • 6-4,1-1 Horizon

#	Player	Total		3-Ptr	FT-FTA	Rebounds			PF	TP	A	TO	Blk	Stl	Min
		FG-FGA	FG-FGA			Off	Def	Tot							
00	Bobby Planutis	f	5-9	4-8	0-0	0	3	3	2	14	0	2	0	0	33
03	Ra Kpedi	f	0-2	0-0	0-0	1	7	8	1	0	2	0	1	1	24
01	Jarred Godfrey	g	4-13	2-7	9-10	1	7	8	0	19	5	3	0	0	33
02	Damian Chong Qui	g	2-7	0-3	2-4	1	1	2	4	6	3	4	0	2	28
15	Deonte Billups	g	2-6	1-4	0-0	0	2	2	2	5	1	0	0	0	19
05	Johathan DeJurnett	g	4-4	0-0	0-1	1	2	3	1	8	3	0	0	1	10
10	JoJo Peterson	g	2-4	0-2	1-2	0	1	1	2	5	3	1	0	1	12
14	Quinton Morton-Rober	g	4-5	3-4	2-2	0	4	4	2	13	3	3	0	1	18
11	Redford Dunton	g	1-1	1-1	0-0	0	1	1	0	3	0	0	0	0	1
22	Anthony Roberts	g	4-6	2-3	3-4	0	0	0	2	13	1	1	1	2	17
32	Eric Mulder	g	0-0	0-0	3-4	0	0	0	2	3	0	0	0	0	5
Team						0	0	0							
Totals			28-57	13-32	20-27	4	28	32	18	89	21	14	2	8	200

FG % 1st Half: 13-26 50.0% 2nd half: 15-31 48.4% Game: 28-57 49.1%  
3FG % 1st Half: 7-16 43.8% 2nd half: 6-16 37.5% Game: 13-32 40.6%  
FT % 1st Half: 8-9 88.9% 2nd half: 12-18 66.7% Game: 20-27 74.1%

#### Southeast Mo. St. 68 • 5-5,0-0 OVC

#	Player	Total		3-Ptr	FT-FTA	Rebounds			PF	TP	A	TO	Blk	Stl	Min
		FG-FGA	FG-FGA			Off	Def	Tot							
24	CLARK, Kobe	f	2-7	1-3	2-2	2	9	11	3	7	3	3	1	2	36
14	JOHNSON, Nate	c	3-3	0-0	0-0	0	3	3	3	6	1	0	0	0	17
00	BARNES, Israel	g	10-22	3-10	0-0	2	2	4	3	23	1	0	1	1	36
01	RUSSELL, Phillip	g	7-19	2-9	9-10	0	5	5	4	25	6	6	1	2	38
33	BRANSON, Dylan	g	0-2	0-0	0-0	0	0	0	1	0	3	1	0	1	14
11	EURSHER, Evan	g	0-1	0-1	0-0	0	2	2	1	0	0	0	0	0	13
12	GOWINS, Tevin	g	0-1	0-0	0-0	0	2	2	3	0	1	4	0	2	21
15	MITCHELL, Josh	g	0-1	0-0	0-0	0	1	1	1	0	0	0	0	0	4
21	EARLEY, Josh	g	2-6	0-0	3-4	1	5	6	2	7	1	1	0	1	20
35	HANBACK, Mason	g	0-0	0-0	0-0	0	0	0	0	0	0	0	0	0	1
Team						0	0	0							
Totals			24-62	6-23	14-16	5	29	34	21	68	16	15	3	9	200

FG % 1st Half: 11-30 36.7% 2nd half: 13-32 40.6% Game: 24-62 38.7%  
3FG % 1st Half: 3-10 30.0% 2nd half: 3-13 23.1% Game: 6-23 26.1%  
FT % 1st Half: 4-4 100.0% 2nd half: 10-12 83.3% Game: 14-16 87.5%

Officials: Davis Maxwell, Kelly Davis, Kevin Mathis  
Technical fouls: Purdue Fort Wayne-None. Southeast Mo. St.-None.  
Attendance: 1155  
2022-23 Men's Basketball. Round: 0. Purdue Fort Wayne vs Southeast Mo. St.. PI

Score by periods	1st	2nd	Total
Purdue Fort Wayne	41	48	89
Southeast Mo. St.	29	39	68

	Points	In Paint	Off T/O	2nd Chance	Fast Break	Bench
Pur-FW	26	22	3	21	45	
SEMO	24	13	6	21	7	