



MEDIA GUIDE

2022-23 SOUTHEAST MISSOURI BASKETBALL



SEMOREDHAWS.COM



2022-23 SOUTHEAST MISSOURI BASKETBALL

MEDIA INFORMATION

The 2022-23 Southeast Missouri basketball media guide is a source of information for the news media covering the Redhawks. News releases, clips, video footage, photographs and other information will also be available to accredited members of the media upon request.

Strategic Communications

The Southeast Missouri Strategic Communications Office is always willing to assist the media with their coverage of Redhawk basketball. All media and credential requests should be made to Assistant Director of Athletics Jeff Honza. Should you need any information, feel free to call any time, day or night. Honza can be reached at (573) 651-2933 (work) or (618) 528-1145 (mobile).

In-Season Interview Policy

All of Southeast Missouri's basketball student-athletes and coaches will be available to the media throughout the 2021-22 season. Interviews should be arranged through the Southeast Missouri Strategic Communications Office. Interviews with players and coaches will be conducted either before or after practices during the season. Please let the Strategic Communications Office know if you plan to attend practice. Practices are held at either the Show Me Center or Student Recreation Center.

Credentials

Credentials are required for entrance to the Show Me Center. To request season or single-game credentials, please contact Jeff Honza in the Southeast Missouri Strategic Communications Office by phone at (573) 651-2933 or email at redhawk1@me.com / jhonza@semo.edu. Credentials can be picked up at the NCAA Pass Gate located at the Northeast entrance of the Show Me Center.

Southeast Missouri follows the guidelines set forth by the NCAA governing the issuance of credentials. Press credentials will be issued to accredited sports writers of daily and weekly newspapers. Photo passes will be issued to accredited members of the photo media working for newspapers and television stations.

All credential requests should come from sports editors, directors or anchors. Spouses, dates and minors will not be permitted on Press Row or in the press areas at the Show Me Center. Any unauthorized use of credentials will result in revocation of credentials issued by Southeast Missouri State University and credential requests will not be honored for future SEMO athletic events.

Press Row


Media will be assigned seats courtside on the north side of the Show Me Center. Press Row is reserved for working media only. Professional decorum is expected at all times. Cheering or outward expression is strictly prohibited.

STRATEGIC COMMUNICATIONS

One University Plaza MS 0200

Cape Girardeau, MO 63701

Phone: (573) 651-2294 | Fax: (573) 651-2810



Jeff Honza

Assistant Director of Athletics

(573) 651-2933

(618) 528-1145 (cell)

redhawk1@me.com // jhonza@semo.edu

Responsibilities: Administration, ESPN+/Instant Replay Liaison, Football, Men's Basketball, Softball, Baseball



Eric Mueller

Assistant Director

(573) 651-2294

(630) 267-5145 (cell)

ejmueller@semo.edu

Responsibilities: Volleyball, Soccer, Women's Basketball, Gymnastics, Outdoor Track & Field, Tennis



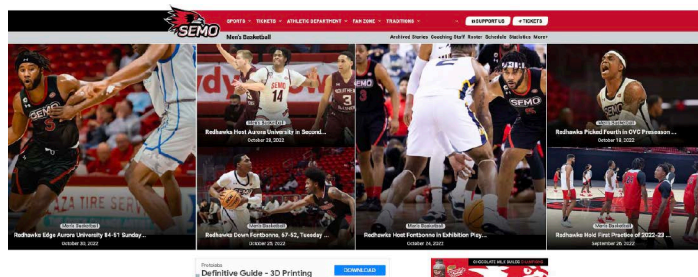
Chandler Collins

Graduate Assistant

(417) 861-7504 (cell)

ccollins1s@semo.edu

Responsibilities: Cross Country, Indoor Track & Field, Secondary Volleyball, Soccer, Football and Baseball




SEMORedhawks.com


Southeast Missouri's official athletics website is updated daily and information on all 15 sports is available. Complete schedule, results, coaches and player bios, and other information can be accessed.




Twitter
@SEMOMBB
@SEMORedhawks



Facebook
SEMORedhawks



Instagram
@SEMORedhawks



Snapchat
SEMORedhawks

#LetsSoar

Postgame Interviews

The Southeast Missouri Strategic Communications staff will make requested student-athletes available to the media at the conclusion of each game. Head Coach Brad Korn's first postgame responsibility after meeting with the team is his live radio show. Korn and selected student-athletes will address the media during press conferences after every game and the opposing head coach will be invited upon request. Korn will join press conferences immediately after his postgame radio obligation with the Redhawks Radio Network. All postgame press conferences are held in the Southeast meeting room located in the Show Me Center.

Photographers/Videographers

Photographers and videographers working the floor level at the Show Me Center are required to shoot from behind the dash lines along the baselines and must sit on the floor in those areas. The Strategic Communications Department may identify other positions off the court where photographers/videographers may work, provided the view is not blocked for fans. At no time may photographers/videographers work directly from behind the official scorer's table and team benches, and in front of any courtside signage. No tripods may be placed on or beside the court and flash photography is strictly prohibited.

Gameday Parking

There is no media parking at the Show Me Center. Parking is available in the parking lot outside the main entrance of the arena on a first-come, first-serve basis.

Live Stats

StatBroadcast Live is the exclusive live statistics platform of Southeast Missouri basketball. Live stats can be accessed at Statb.us/I/SEMO.

Press Row Services

The Show Me Center is equipped with wireless internet. A member of the Strategic Communications staff will provide login information. Southeast Missouri compiles basketball computerized statistics for all contests. Working media will receive box scores at media timeouts, halftime and postgame. Full statistical packets with box scores and play-by-play accounts will be available following each game. Rosters and updated game notes will also be provided. Pregame meals (doubleheaders only), soft drinks and water will be available in the Show Me Center media room.

Redhawks Radio Network

All Southeast Missouri basketball games will be broadcast live on the radio at Real Rock 99.3 FM (KCGQ) and online at SEMORedhawks.com. Erik Sean returns for his 23rd year as the "Voice of the Redhawks." Sean is the Director of Sports Operations for Mississippi River Radio's eight radio stations in Cape Girardeau. Sean will be assisted by Jess Bolen (color analyst) at all home games.



Radio Network Affiliates

Real Rock 99.3 FM (KCGQ) (Flagship) Cape Girardeau, Mo.
ESPN 93.5 FM (K228FX) Cape Girardeau, Mo.
ESPN 1220 AM (KGIR) Cape Girardeau, Mo.
ESPN 1470 AM (KMAL) Malden, Mo.



Visiting Radio

A courtesy ethernet line is available for official visiting team radio use at the Show Me Center. If additional lines are needed, they must be secured by calling (573) 651-2275 at least one week in advance.

Basketball Radio Show

Southeast Missouri's basketball radio show will be on Mondays at Wings Etc. beginning Nov. 21 with shows at the Cape Girardeau (3047 William Street), Jackson (2003 E. Jackson Blvd.) and Dexter (529 N. Walnut Street) locations. The radio show airs live from 12-1 p.m., CT, on ESPN 93.5 FM and 1220 AM each week. You can also watch all of Southeast Missouri's basketball radio shows during the 2022-23 season live online at SEMOESPN.com.

Redhawks on ESPN+

The Ohio Valley Conference and ESPN have a media rights agreement, which includes a minimum of 600 conference events on ESPN+, the multi-sport, direct-to-consumer subscription streaming service from The Walt Disney Company Direct-to-Consumer & International segment and ESPN. All of SEMO's home and OVC basketball games will air live on ESPN+.



Southeast Missouri or SEMO

is the preferred reference for Southeast Missouri State University athletic teams. Southeastern Missouri State is NOT an acceptable reference.



2022-23 SOUTHEAST MISSOURI BASKETBALL

NUMERICAL & ALPHABETICAL ROSTER

Numerical

No.	Name	Pos.	Ht.	Wt.	Cl.	Hometown (High School/College)
0	Israel Barnes	G	6-4	185	R-Sr.	Wichita, Kan. (Wichita Southeast/Newman University)
1	Phillip Russell	G	5-10	165	So.	St. Louis, Mo. (Vashon/Saint Louis)
3	Aquan Smart	G	6-3	175	So.	Evanston, Ill. (Niles North/Florida International)
4	Adam Larson	F	6-9	180	R-Fr.	Fennimore, Wis. (Fennimore)
5	Chris Harris	G	6-3	205	R-Sr.	Antioch, Ill. (Lake Forest Academy/John A. Logan College)
10	David Idada	C	7-0	250	Fr.	Barendrecht, Netherlands (Golden State Prep)
11	Evan Eursher	G	6-2	177	Fr.	Hendersonville, Tenn. (The Webb School)
12	Tevin Gowins	G	5-9	167	Fr.	Florissant, Mo. (Hazelwood Central)
14	Nate Johnson	F	6-9	250	Sr.	Broward County, Fla. (American Heritage/Seminole State CC)
15	Josh Mitchell	F	6-8	215	So.	Tupelo, Miss. (Tupelo/Northeast Mississippi CC)
21	Josh Earley	F	6-7	242	Jr.	Shawnee Mission, Kan. (Bishop Miege/Tulsa)
22	Gavyn Elkamil	G	6-5	190	So.	Pittsburg, Kan. (Link Prep Academy/Tulsa)
24	Kobe Clark	F	6-6	180	So.	St. Louis, Mo. (Vashon/Georgetown)
33	Dylan Branson	G	6-5	220	So.	St. Louis, Mo. (Mehlville)
35	Mason Hanback	C	7-0	245	Fr.	Jackson, Tenn. (Tennessee Prep)

Alphabetical

No.	Name	Pos.	Ht.	Wt.	Cl.	Hometown (High School/College)
0	Israel Barnes	G	6-4	185	R-Sr.	Wichita, Kan. (Wichita Southeast/Newman University)
33	Dylan Branson	G	6-5	220	So.	St. Louis, Mo. (Mehlville)
24	Kobe Clark	F	6-6	180	So.	St. Louis, Mo. (Vashon/Georgetown)
21	Josh Earley	F	6-7	242	Jr.	Shawnee Mission, Kan. (Bishop Miege/Tulsa)
22	Gavyn Elkamil	G	6-5	190	So.	Pittsburg, Kan. (Link Prep Academy/Tulsa)
11	Evan Eursher	G	6-2	177	Fr.	Hendersonville, Tenn. (The Webb School)
12	Tevin Gowins	G	5-9	167	Fr.	Florissant, Mo. (Hazelwood Central)
35	Mason Hanback	C	7-0	245	Fr.	Jackson, Tenn. (Tennessee Prep)
5	Chris Harris	G	6-3	205	R-Sr.	Antioch, Ill. (Lake Forest Academy/John A. Logan College)
10	David Idada	C	7-0	250	Fr.	Barendrecht, Netherlands (Golden State Prep)
14	Nate Johnson	F	6-9	250	Sr.	Broward County, Fla. (American Heritage/Seminole State CC)
4	Adam Larson	F	6-9	180	R-Fr.	Fennimore, Wis. (Fennimore)
15	Josh Mitchell	F	6-8	215	So.	Tupelo, Miss. (Tupelo/Northeast Mississippi CC)
1	Phillip Russell	G	5-10	165	So.	St. Louis, Mo. (Vashon/Saint Louis)
3	Aquan Smart	G	6-3	175	So.	Evanston, Ill. (Niles North/Florida International)

Head Coach: Brad Korn, Third Year (Southern Illinois, 2004)

Assistant Coach: Keith Pickens, Fifth Year (Missouri State, 2013)

Assistant Coach: J.R. Reynolds, First Year (Eastern Illinois, 2004)

Assistant Coach: Connor Wheeler, First Year (SIU Edwardsville, 2016)

Director of Operations: LaDon Champagnie, Second Year (Missouri Baptist, 2013)

» Breakdown by Class

Total Squad Members.....	15
Seniors.....	3
Juniors.....	1
Sophomores.....	6
Freshmen.....	5

» Geographical Breakdown

Florida	1
Illinois.....	2
Kansas.....	3
Mississippi.....	1
Missouri.....	4
Netherlands	1
Tennessee.....	2
Wisconsin.....	1

» Breakdown by Position

Guard	8
Forward	5
Center.....	2

» Pronunciation Guide

David Idada	eye-dah-dah
Gavyn Elkamil.....	elk-uh-mill
Evan Eursher	urr-sure
Mason Hanback	hand-back

2022-23 SOUTHEAST MISSOURI BASKETBALL


RADIO/TV ROSTER



0 | **Israel Barnes**
G / 6-4 / 185 / R-Sr.
Wichita, Kan.



1 | **Phillip Russell**
G / 5-10 / 165 / So.
St. Louis, Mo.




3 | **Aquan Smart**
G / 6-3 / 175 / So.
Evanston, Ill.




4 | **Adam Larson**
F / 6-9 / 180 / R-Fr.
Fennimore, Wis.



5 | **Chris Harris**
G / 6-3 / 205 / R-Sr.
Antioch, Ill.



10 | **David Idada**
C / 7-0 / 250 / Fr.
Barendrecht, Netherlands




11 | **Evan Eursher**
G / 6-2 / 177 / Fr.
Hendersonville, Tenn.



12 | **Tevin Gowins**
G / 5-9 / 167 / Fr.
Florissant, Mo.



14 | **Nate Johnson**
F / 6-9 / 250 / Sr.
Broward County, Fla.



15 | **Josh Mitchell**
F / 6-8 / 215 / So.
Tupelo, Miss.



21 | **Josh Earley**
F / 6-7 / 242 / Jr.
Shawnee Mission, Kan.



22 | **Gavyn Elkamil**
G / 6-5 / 190 / So.
Pittsburg, Kan.



24 | **Kobe Clark**
F / 6-6 / 180 / So.
St. Louis, Mo.



33 | **Dylan Branson**
G / 6-5 / 220 / So.
St. Louis, Mo.



35 | **Mason Hanback**
C / 7-0 / 245 / Fr.
Jackson, Tenn.



Brad Korn
Head Coach
Third Year



Keith Pickens
Assistant Coach
Fifth Year



J.R. Reynolds
Assistant Coach
First Year



Connor Wheeler
Assistant Coach
First Year



LaDon Champagnie
Director of Operations
Second Year



2022-23 SOUTHEAST MISSOURI BASKETBALL

SCHEDULE/TRAVEL ARRANGEMENTS

NOVEMBER

7	at South Florida	7 p.m.
12	Lyon College	4 p.m.
16	at Evansville	6 p.m.
19	at Bradley	3 p.m.
22	William Woods	6:30 p.m.
	<i>Milwaukee Tournament</i>	
26	vs. Boston	1 p.m.
27	vs. UC Davis	12 p.m.
28	at Milwaukee	7 p.m.

DECEMBER

4	at Missouri	3 p.m.
7	Purdue Fort Wayne	7 p.m.
14	at Arkansas State	7 p.m.
17	at Iowa	7:30 p.m.
21	Southern Illinois	6:30 p.m.
29	at Southern Indiana*	7:30 p.m.
31	SIU Edwardsville*	2 p.m.

JANUARY

5	at UT Martin*	8 p.m.
7	at Little Rock*	3:30 p.m.
12	Lindenwood*	7 p.m.
14	at Morehead State*	2 p.m.
19	UT Martin*	7 p.m.
21	Tennessee Tech*	4 p.m.
26	Tennessee State*	7 p.m.
28	at Eastern Illinois*	3:30 p.m.

FEBRUARY

2	Little Rock*	7 p.m.
4	at Tennessee Tech*	3 p.m.
9	at Tennessee State*	8 p.m.
11	Morehead State*	4 p.m.
16	Eastern Illinois*	7 p.m.
18	Southern Indiana*	4 p.m.
23	at Lindenwood*	8 p.m.
25	at SIU Edwardsville*	3:30 p.m.

MARCH

1	OVC Tournament	Evansville, Ind.
2	OVC Tournament	Evansville, Ind.
3	OVC Tournament	Evansville, Ind.
4	OVC Tournament	Evansville, Ind.

Home Games in **Bold Red**. * OVC Game.

TRAVEL ARRANGEMENTS



South Florida (Nov. 7)

Hilton Garden Inn Tampa North
13305 Tampa Oaks Blvd.
Temple Terrace, FL 33637
Phone: (813) 342-5000



Evansville (Nov. 16)

Fairfield Inn Evansville West
5400 Weston Road
Evansville, IN 47712
Phone: (812) 429-0900



Bradley (Nov. 19)

Courtyard by Marriott
1928 West War Memorial Drive
Peoria, IL 61614
Phone: (309) 686-1900



Iowa (Dec. 17)

Hilton Garden Inn Iowa City Downtown University
328 S. Clinton St.
Iowa City, IA 52240
Phone: (319) 248-6100



Southern Indiana (Dec. 29)

Fairfield Inn Evansville West
5400 Weston Road
Evansville, IN 47712
Phone: (812) 429-0900



Little Rock (Jan. 7)

Courtyard by Marriott Little Rock West
10900 Financial Centre Pkwy
Little Rock, AR 72211
Phone: (501) 227-6000



Morehead State (Jan. 14)

Holiday Inn Express & Suites
269 Evans Ave.
Mt. Sterling, KY 40353
Phone: (859) 432-8151



Eastern Illinois (Jan. 28)

Holiday Inn Express & Suites
121 Swords Dr.
Mattoon, IL 61938
Phone: (217) 235-2060



Tennessee Tech (Feb. 4)

Holiday Inn Express & Suites
1228 Bunker Hill Rd.
Cookeville, TN 38506
Phone: (855) 516-1090



COACHES

2022-23 SOUTHEAST MISSOURI BASKETBALL



SEMOREDHAWS.COM



2022-23 SOUTHEAST MISSOURI BASKETBALL

HEAD COACH BRAD KORN



BRAD KORN

Head Coach

Third Year // Southern Illinois, 2004



REDHAWK BASKETBALL

Brad Korn has the Southeast Missouri basketball program trending in the right direction entering his third year as head coach in 2022-23.

Korn guided SEMO to its first Ohio Valley Conference Tournament semifinal appearance in 17 years and fourth in program history a year ago. The Redhawks finished fourth in the OVC with an overall record of 14-18 and 8-9 against league foes.

SEMO had a pair of All-OVC performers in Eric Reed, Jr. (First-Team) and Phillip Russell (Second-Team). It marked the first time the Redhawks had a player on both the OVC first and second teams in a season since 2016-17.

The Redhawks win total increased by a +3 margin from 11 (2021-22) to 14 (2022-23) victories since Korn took over the helm.

Statistically, SEMO finished its 2022-23 campaign ranked among the top three in the OVC in scoring offense (3rd, 75.6 ppg), free throw percentage (2nd, .732), turnover margin (3rd, +0.41) and 3-point field goals made (1st, 281). SEMO's 281 three-point field goals made were second-most in a season in

program history.

Korn's first head coaching job has been anything but easy as he took over at SEMO in the middle of a global COVID-19 pandemic.

Throughout all the challenges and uncertainties during an unprecedented 2020-21 season, Korn led his first SEMO team to an overall record of 11-16 and seventh-place finish in the OVC.

The Redhawks made the OVC Tournament for the first time since 2016-17 and saw a +4 improvement in total wins and a +6 jump in OVC victories from the year before. SEMO's nine (9-11) conference victories matched the program's most in a season in 20 years.

SEMO ranked among the top five in the OVC in 3-point field goal percentage (5th, .352), rebounding margin (5th, +2.2), defensive rebounds (5th, 25.6 per game) and defensive rebound percentage (1st, .764).

Korn was officially introduced as SEMO's head coach on Mar. 23, 2020 and is the seventh head coach in SEMO's NCAA Division I era (since 1991-92).

Prior to arriving in Cape Girardeau, Korn spent five years at Big 12 Conference member Kansas State working the four seasons as an

assistant coach and one as the program's Director of Operations.

In his final four years back at K-State after returning following a three-year stint at Missouri State (2013-16), Korn helped the Wildcats to 82 wins and three-straight NCAA Tournament appearances. K-State posted back-to-back 25-win campaigns for the first time in school history (2017-18, 2018-19).

During his first year back in 2016-17, the squad won 21 games, including eight over teams that advanced to the postseason, and knocked off Wake Forest in the NCAA First Four before losing to #18

Cincinnati in the NCAA South Regional First Round.

Working primarily with the post players, Korn was a big influence on the development of two-time All-Big 12 First Team selection Dean Wade, who became the fourth Wildcat to earn All-Big 12 First-Team honors in 2018 and just the second to do so in back-to-back seasons. Wade is one of just three players to rank in the school's Top 10 in both career scoring (1,510) and rebounding (685). He was instrumental in the progress of Makol Mawien, who has started all 103 games in his K-State career and emerged as one of the top big men in the





Big 12.

Korn was also key in the growth of All-Big 12 selections Wesley Iwundu and D.J. Johnson during his first season as an assistant coach in 2016-17. Iwundu, who was twice named Third Team All-Big 12, became the first Wildcat since 2008 to be taken in the NBA Draft when he was selected with 33rd overall pick by the Orlando Magic. Johnson, an honorable mention all-league selection, broke the career field goal percentage record at 59.5 percent, while setting the single-season mark for the second consecutive season at 62.3 percent in 2016-17.

Korn spent one season on Bruce Weber's inaugural staff at K-State as Director of Operations in 2012-13, helping the Wildcats to a 27-8 overall record and their first-ever Big 12 regular-season title. It was the school's first conference title since 1977, while the 27 wins rated second-most in school history.


Overall, he has 15 years of Division I experience, which includes time at his alma mater – Southern Illinois (2004-12). Korn has extensive ties to Weber after playing his first four years (1999-2003) for him at Southern Illinois. He redshirted in 1999-2000 before playing the next three years for Weber. He concluded his playing career for (current Purdue head coach) Matt Painter in 2003-04 before spending the next eight years (2004-12) at SIU as an assistant for then-Saluki head coach and current K-State associate head

coach Chris Lowery.

Korn returned to Manhattan in May 2016 after three seasons at Missouri State, where he served as an assistant coach to then-head coach Paul Lusk from 2013-16. At MSU, he helped the Bears to 44 wins, including a 20-win season and a trip to the CollegeInsider.com Tournament in 2013-14.

Korn helped mentor a number of All-Missouri Valley honorees during his stay at Missouri State, including 2014 All-MVC Second-Team selection Jarmar Gulley and 2016 MVC Newcomer of the Year Dequon Miller. In addition, he coached three MVC All-Freshman Team honorees in Austin Ruder in 2014 and Obediah Church and Jarred Dixon in 2016 as well as two Most Improved Team members (Dorrian Williams in 2015 and Chris Kendrix in 2016).

Prior to his first stint at K-State, Korn spent eight years (2004-12) at Southern Illinois, including his final six years as a full-time assistant under Lowery. He helped the Salukis post a 145-116 (.556) overall record with four postseason appearances, two Missouri Valley Conference championships and one State Farm Missouri Valley Conference Tournament title. The squad won 20 or more games and advanced to the NCAA Tournament on three occasions (2005, 2006, 2007) during his tenure as an assistant coach, including a 2007 trip to the Sweet 16. He was a graduate assistant at SIU his first two years before being elevated to a full-time assistant coach on Jan.



31, 2006.

A native of Plano, Illinois, Korn helped the Salukis through one of their greatest periods of success from 1999 to 2004. The squad went from 16 wins his redshirt-freshman season to three consecutive NCAA Tournament appearances under Weber and Painter. He was also a part of three Missouri Valley regular season championships as a player.

The 6-foot-9 forward saw action in 121 games in his career, averaging 5.2 points and 2.3 rebounds in 14.5 minutes per

game. As a senior, he averaged 9.7 points on 41 percent shooting with four rebounds and 1.9 assists in helping SIU to 25 wins and a 17-1 mark in MVC play. He was named to the league's Most Improved Team.

Korn earned a bachelor's degree in Marketing from Southern Illinois in 2004 and his master's degree in Administrative Studies from Missouri State in 2016. He resides in Cape Girardeau with his wife, Kristin, and daughters Brielyn and Ashtyn.



2022-23 SOUTHEAST MISSOURI BASKETBALL

HEAD COACH BRAD KORN



■ The Korn File

Experience:

18th Year (Third at SEMO)

Hometown:

Plano, Ill.

Birthdate:

August 22, 1981

Alma Mater:

Southern Illinois, 2004

Education:

BB.A. Marketing (Southern Illinois)

Master's Administrative Studies (Missouri State)

Date Hired:

March 23, 2020

Family:

Wife - Kristin

Children - Brielyn, Ashtyn

Playing Experience:

Southern Illinois, 1999-04

Coaching Experience:

Southern Illinois, Graduate Asst., 2004-06

Southern Illinois, Assistant Coach, 2006-12

Kansas State, Dir. of Operations, 2012-13

Missouri State, Assistant Coach, 2013-16

Kansas State, Assistant Coach, 2016-20

Southeast Missouri, 2020-pr.

Korn Year-by-Year Records

Year	School	Assignment	Record	Conference/Finish	Postseason
2004-05	Southern Illinois	Graduate Assistant	27-8	15-3/1st	NCAA Second Round
2005-06	Southern Illinois	Graduate Assistant	22-11	12-6/2nd	NCAA First Round
2006-07	Southern Illinois	Assistant Coach	29-7	15-3/1st	NCAA Sweet 16
2007-08	Southern Illinois	Assistant Coach	18-15	11-7/3rd	NIT Second Round
2008-09	Southern Illinois	Assistant Coach	13-18	8-10/5th	-
2009-10	Southern Illinois	Assistant Coach	15-15	6-12/9th	-
2010-11	Southern Illinois	Assistant Coach	13-19	5-13/8th	-
2011-12	Southern Illinois	Assistant Coach	8-23	5-13/9th	-
2012-13	Kansas State	Director of Operations	27-8	14-4/1st	NCAA Second Round
2013-14	Missouri State	Assistant Coach	20-13	9-9/4th	CollegelInsider.com Tourn. (CIT)
2014-15	Missouri State	Assistant Coach	11-20	5-13/8th	-
2015-16	Missouri State	Assistant Coach	13-19	8-10/7th	-
2016-17	Kansas State	Assistant Coach	21-14	8-10/6th	NCAA First Round
2017-18	Kansas State	Assistant Coach	25-12	10-8/4th	NCAA Elite Eight
2018-19	Kansas State	Assistant Coach	25-9	14-4/1st	NCAA First Round
2019-20	Kansas State	Assistant Coach	11-21	3-15/10th	-
2020-21	Southeast Missouri	Head Coach	11-16	9-11/7th	-
2021-22	Southeast Missouri	Head Coach	14-18	8-9/4th	-

Overall Record: 25-34

Record at Southeast Missouri, 25-34, 17-20 Ohio Valley Conference (2 years)

Record as a College Assistant: 222-205

Record as a Graduate Assistant: 49-19





KEITH
PICKENS

Assistant Coach

Fifth Year // Missouri State, 2013



R E D H A W K B A S K E T B A L L

Keith Pickens begins his fifth year as an assistant coach at Southeast Missouri.

Pickens joined the SEMO men's basketball program on May 29, 2018. He spent two years as an assistant at Missouri State before coming to Cape Girardeau.

A native of St. Louis, Pickens started his coaching career as a full-time assistant with the Bears in June 2016. Prior to that, he was an on-court standout at Missouri State from 2009-14, and then served as the team's graduate manager for the 2014-15 and 2015-16 seasons.

Pickens was instrumental in the player development of Alize Johnson, who was drafted 50th overall by the Indiana Pacers in 2018. Johnson was the Missouri Valley Conference Newcomer of the Year in 2017 and earned two-time First-Team All-MVC accolades.

Pickens played 19 games as a forward his senior year at Missouri State in 2013-14 at the end of an injury-laden career that saw him register 568 points and 253 rebounds in 111 games. He ranked 10th in school history in blocked shots (70) and led the Bears in rebounding a total of 24 times during his career.

Pickens was part of the 2010 CIT championship team his freshman season and was a member of the 2011 Missouri Valley Conference regular-season championship squad, although a knee injury sidelined him for the 2011 campaign. His best season came in in 2012-13 when he started 19 games, scored a career-high 183 points and grabbed 142 rebounds. Pickens also led the team in rebounding average (4.7).

After his junior season, Pickens announced his intentions to retire from basketball, but progress over the summer of 2013 and a desire to play an impactful senior season led him to return to the Bears' rotation as a fifth-year senior. Although he did not play in the 2014 CIT, Pickens helped lead MSU to its first 20-win campaign and postseason appearance in three years.

Pickens graduated from Missouri State with an undergraduate degree in Sports Administration in 2013. He completed his master's degree in Sports Management in 2016.





2022-23 SOUTHEAST MISSOURI BASKETBALL ASSISTANT COACHES



J.R. REYNOLDS

Assistant Coach

First Year // Eastern Illinois, 2004



REDHAWK BASKETBALL

J.R. Reynolds is in his first season as an assistant coach at Southeast Missouri.

Reynolds was an assistant coach at Miami (Ohio) for the last five seasons. He coached the forwards and handled recruiting among other duties during his stint with the RedHawks.

In 2020-21, the RedHawks recorded their first winning season since 2009. Miami earned a berth in the eight-team Mid-American Conference Tournament as the RedHawks advanced to the quarterfinal round for the fourth time in the last six years, including three of the last four MAC Tournaments. Miami clinched its MAC Tournament berth with three games remaining on its regular-season schedule. It was the second time in the last four years Miami was the No. 7 seed in the tournament, its highest seeding since the 2011 tournament.

The year before that, Miami set a program record for three-pointers in a game with 18 at Central Michigan (Feb. 23, 2021) and set season program records for free-throw percentage (.776) and fewest turnovers (249).

Reynolds assisted in a significant improvement for the RedHawks immediately once the staff was on board. During the 2017-18 season, Miami won its most games and qualified for the postseason for the first time since the 2010-11 campaign.

Reynolds came to Miami from Eastern Illinois, where he spent four seasons as an assistant coach for his alma mater. Reynolds helped the Panthers advance to the 2014 OVC Tournament, just the second time EIU had made back-to-back tournament appearances since the 2003 season. In 2015, he helped coach the Panthers to posting their second winning season since the 2001 season. EIU finished with an 18-15 record including winning an NCAA Division I school record nine straight games in December and January. EIU appeared in the CollegelInsiders.com Postseason Tournament beating Oakland in the opening round for the program's first NCAA Division I postseason victory.

Prior to his time at Eastern Illinois, Reynolds spent three seasons as a graduate assistant at Purdue. Working with Owens and head coach Matt Painter, the Boilermakers compiled a record of 77-27, as

well as winning the Big 10 and advancing to the Sweet 16 in his first season.

Reynolds began his coaching career as an assistant at Southeastern Illinois College from 2004-07, helping lead the team to three straight 20-win seasons for junior college Hall of Fame coach Todd Franklin. Reynolds graduated from Eastern Illinois in 2004 with a Bachelor's Degree in economics and earned a Master's Degree from Purdue in 2012.

Coach Reynolds and his wife, Leah, have two sons, Jay and Cameron.



CONNOR Assistant Coach
WHEELER

First Year // SIU Edwardsville, 2016



R E D H A W K B A S K E T B A L L

Southeast Missouri completed its men's basketball staff with the addition of Assistant Coach Connor Wheeler on August 8, 2022.

A Carbondale, Illinois native, Wheeler joins the Redhawks after spending the last three years at Southern Illinois. He initially joined the SIU staff as the program's director of player development and was promoted to director of operations.

Prior to SIU, Wheeler worked as the video coordinator at Southern Miss in 2018-19 and video coordinator and graduate assistant at Missouri from 2016-18.

As SIU's director of player development, Wheeler made an instant impact on the Saluki program. SIU led the Missouri Valley Conference and ranked in the top-15 nationally in scoring defense (62.2 ppg allowed) during his first season in 2019-20.

In his second year, Wheeler helped lead SIU to a 7-0 start to the season, the best for the program since 1948. That start included a win over Butler at Hinkle Fieldhouse which snapped the Bulldogs' nation-leading 59-game non-conference home court winning

streak. Butler had not lost a home non-conference game since 2012 prior to SIU's win in December 2020.

A year ago, Wheeler again helped guide the Salukis to the top of the MVC in scoring defense. SIU surrendered just 61.4 points per game during the 2021-22 campaign.

Wheeler was a standout at Carbondale and Du Quoin High School and played his final two years in college at SIU Edwardsville. He also played one season for Saluki alum Kyle Smithpeters at John A. Logan College and returned to JALC as a volunteer assistant after graduating.



2022-23 SOUTHEAST MISSOURI BASKETBALL ASSISTANT COACHES



LADON Director of Operations CHAMPAGNIE

Second Year // Missouri Baptist, 2013



REDHAWK BASKETBALL

Ladon Champagnie, who is in his first year as Southeast Missouri's Director of Operations, joined the staff on Aug. 4, 2021.

Champagnie oversees team budgets, coordinates travel plans for away games and supervises managers, while providing support to academic programs and other basketball areas.

He joined the SEMO staff after working five years as head boys basketball coach at Bishop

DuBourg High School. There, he was in charge of all facets of the basketball program. Champagnie earned Boys Basketball Class 3, District 4 Coach of the Year honors.

Champagnie began his basketball career as a coach at Westminster Christian Academy. He spent four years (2012-16) in his first coaching position.

He graduated with a Bachelor of Science degree in Psychology from Missouri Baptist in 2013.





PROFILES

2022-23 SOUTHEAST MISSOURI BASKETBALL



SEMOREDHAWKS.COM



2022-23 SOUTHEAST MISSOURI BASKETBALL RETURNEES



33 Guard
**DYLAN
BRANSON**

So. // 6-5 // 220 // St. Louis, Mo. // Mehlville H.S.



REDHAWK BASKETBALL

// 2021-22: Appeared in 32 games and made 25 starts...Only one on the team who played in every game...Averaged 2.8 points and 2.8 rebounds...Had 50 assists, seven blocks and 16 steals...Had a career-high six rebounds twice vs. Eastern Illinois (2/5) and at Murray State (12/30)...Scored a season-high 12 points at Eastern Illinois (1/22) for his lone double-digit performance...Finished with eight points in 27 minutes at Purdue Fort Wayne (12/11)...Came off the bench to score all of his points in a 1:26 stretch during the first half of that game...Knocked down a pair of 3-pointers and tallied a season-high 30 minutes at Pepperdine (12/18)...Dished out six assists vs. Austin Peay (1/1).

// 2020-21: Saw action in 25 games and made two starts as a true freshman...Averaged three points and 2.4 rebounds per game...Shot 51.9 percent from

the field (27-of-52) and 3-point range (14-of-27)...Missed just one free throw, hitting 14-of-15 for 93.3 percent...Dished out 34 assists, collected eight steals and had four blocks...Made his first career start at Belmont (1/2) and logged 18 minutes in that game...Put up double figures in the scoring column for the first time when he finished with 12 points on three 3-pointers and three free throws at Indiana State (12/22)...His 12 points against the Sycamores were a season-high...Scored the first points of his college career with two vs. Southern Illinois (12/2)...Also had four rebounds and dished out three assists in eight minutes against the Salukis...Played five minutes in his first career college game at Kansas City (11/28)...Had one steal against the Roos...Tallied 13 minutes and scored two points at Lipscomb (12/9)...Splashed in the first 3-pointer of his career at Evansville

(12/15)...Made two 3-pointers vs. Morehead State (1/16)...Grabbed a season-best five rebounds on two occasions...Made a 3-pointer in nine contests...Dished out a season-high four assists vs. Murray State (2/1).

// Prep: Versatile player who attended Mehlville High School where he helped turn around a program that went 9-14 his freshman year...Mehlville claimed two MSHSAA Class 5 District titles along the way...Averaged 16 points, six rebounds and six assists as a seniors...Scored double figures 24 times and finished with over 20 points on six occasions that year.

// Personal: Born October 21, 2001...Majoring in Secondary Education...Son of Jeff and Kathleen Branson...Has four siblings, including Christian (brother), King (brother), Davion (brother) and Danielle (sister).

Career-Highs

Points

12 at Eastern Illinois (1/22/22)

Total Rebounds

6 3x, last vs. Tennessee State (3/3/22)

Offensive Rebounds

3 vs. Eastern Illinois (2/5/22)

Defensive Rebounds

5 3x, last at Murray State (12/30/21)

Field Goals Made

5 at Eastern Illinois (1/22/22)

Field Goals Attempted

8 at Eastern Illinois (1/22/22)

3-Point Field Goals Made

2 3x, last at Eastern Illinois (1/22/22)

3-Point Field Goals Attempted

4 2x, last at Eastern Illinois (1/22/22)

Free Throws Made

4 vs. Austin Peay (1/1/22)

Free Throws Attempted

6 vs. Austin Peay (1/1/22)

Assists

6 vs. Austin Peay (1/1/22)

Blocks

1 7x, last vs. UT Martin (2/24/22)

Steals

2 3x, last at Austin Peay (2/10/22)

Minutes

30 at Pepperdine (12/18/21)

SEMO

Branson's Career Statistics at Southeast Missouri

Overall																			
Season	G-GS	Min	Avg	FG-FGA	Pct	3FG-3FGA	Pct	FT-FTA	Pct	Off	Def	Tot	Avg	PF	EQ	A	TO	Blk	Stl
2020-21	27-2	426	15.8	27-52	.519	14-27	.519	14-15	.933	20	45	65	2.4	54	2	34	40	4	8
2021-22	32-25	566	17.7	29-79	.367	10-41	.244	20-31	.645	20	70	90	2.8	76	2	50	46	7	16
Totals	59-27	992	16.8	56-131	.427	24-68	.353	34-46	.739	40	115	155	2.6	130	4	84	86	11	24
Ohio Valley Conference Games Only																			
Season	G-GS	Min	Avg	FG-FGA	Pct	3FG-3FGA	Pct	FT-FTA	Pct	Off	Def	Tot	Avg	PF	EQ	A	TO	Blk	Stl
2020-21	20-2	346	17.3	21-43	.488	10-21	.476	11-11	1.000	18	38	56	2.8	41	2	26	31	4	7
2021-22	17-17	294	17.3	15-43	.349	5-23	.217	20-28	.714	14	33	47	2.8	46	1	32	26	4	10
Totals	37-19	640	17.3	36-86	.419	15-44	.341	31-39	.795	32	71	103	2.8	87	3	58	57	8	17



Branson's Game-by-Game Statistics

2020-21	FG	3P	FT	Q/D	REB	E	PTS	A	TQ	B	S	M
vs. Kansas City	0-0	0-0	0-0	0/0	0	1	0	0	2	0	1	5
Southern Illinois	1-3	0-1	0-0	1/3	4	3	2	3	0	0	0	8
Lipscomb	0-1	0-1	0-0	0/0	0	1	0	1	0	0	0	8
at Lipscomb	1-1	0-0	0-0	0/0	0	3	2	1	2	0	0	13
at Evansville	1-1	1-1	0-0	0/0	0	1	3	1	0	0	0	11
UT Martin	0-0	0-0	0-0	0/1	1	1	0	0	0	0	0	7
at Indiana State	3-3	3-3	3-4	1/3	4	2	12	1	4	0	0	20
at Tennessee Tech	1-1	0-0	0-0	0/0	0	1	2	1	2	1	0	11
Tennessee State	0-1	0-0	0-0	1/1	2	5	0	2	1	0	1	22
at Belmont*	0-1	0-1	3-3	2/2	4	0	3	2	1	0	0	18
Morehead State	2-3	2-2	0-0	0/4	4	1	6	0	2	0	1	19
at Tennessee State	1-2	0-0	0-0	4/1	5	3	2	1	1	0	0	20
at Morehead State	1-2	0-1	0-0	0/2	2	5	2	1	1	0	0	13
at UT Martin	1-1	1-1	0-0	1/0	1	0	3	3	0	0	0	15
SIU Edwardsville	2-4	2-2	2-2	0/4	4	1	8	3	1	0	0	23
Eastern Illinois	3-4	1-2	0-0	2/3	5	1	7	1	2	0	0	22
Murray State	0-1	0-1	0-0	1/2	3	1	0	4	3	1	0	20
Tennessee Tech*	0-1	0-0	2-2	0/5	5	1	2	1	1	0	0	20
Jacksonville State	0-0	0-0	0-0	0/3	3	2	0	1	3	0	1	13
at Murray State	2-2	2-2	0-0	0/2	2	2	6	0	1	1	0	16
at Austin Peay	0-1	0-1	0-0	0/0	0	2	0	0	5	0	2	9
Austin Peay	3-6	0-2	0-0	3/1	4	4	6	2	3	0	1	27
Eastern Kentucky	3-6	1-4	0-0	0/3	3	4	7	1	1	1	0	20
Eastern Kentucky	1-4	0-0	2-2	1/0	1	2	4	1	1	0	1	22
at Eastern Illinois	0-0	0-0	0-0	2/2	4	1	10	1	1	0	0	16
at SIU Edwardsville	1-3	1-2	2-2	1/2	3	4	5	1	0	0	0	11
vs. Morehead State	0-0	0-0	0-0	0/1	1	2	0	1	1	0	0	15
Totals	27-52	14-27	14-15	20/45	65	54	92	34	39	4	8	424

2021-22	FG	3P	FT	Q/D	REB	E	PTS	A	TQ	B	S	M
at Missouri State	0-1	0-1	0-0	0/0	0	0	0	0	0	0	0	5
Youngstown State	0-1	0-1	0-0	0/1	1	4	0	2	0	0	0	12
Arkansas State	1-1	0-0	0-2	0/3	3	1	2	2	1	0	1	17
Missouri Baptist*	0-2	0-2	0-0	1/1	2	1	0	0	1	1	0	18
at Incarnate Word*	0-2	0-1	0-0	0/0	0	3	0	1	1	0	0	14
vs. Portland*	0-0	0-0	0-0	0/3	3	2	0	1	0	0	0	22
vs. Montana State*	0-3	0-1	0-0	0/5	5	2	0	1	1	0	1	24
Webster University	2-4	0-1	0-1	2/2	4	2	4	0	1	1	2	16
Evansville	1-2	0-1	0-0	0/2	2	0	2	0	1	0	0	12
at Purdue Fort Wayne	3-6	2-4	0-0	0/4	4	3	8	1	1	0	0	27
at Southern Illinois	1-1	0-0	0-0	1/3	4	1	2	2	1	1	0	17
at Pepperdine*	2-4	2-3	0-0	0/5	5	4	6	5	3	0	0	30
at California Baptist*	0-1	0-0	0-0	0/3	3	5	0	2	2	0	1	26
at Murray State*	2-4	1-3	2-2	1/5	6	2	7	1	3	0	1	20
Austin Peay*	0-1	0-0	4-6	1/3	4	4	4	6	1	1	0	25
at Belmont*	0-1	0-1	0-0	1/2	3	0	0	2	2	0	0	14
at Tennessee State*	1-4	0-2	0-0	1/1	2	5	2	0	1	0	0	8
Tennessee State*	0-1	0-1	3-4	0/3	3	3	3	1	2	1	1	19
at Eastern Illinois*	5-8	2-4	0-0	1/3	4	3	12	3	0	0	0	17
Morehead State*	2-4	1-2	3-5	2/1	3	4	8	2	1	0	0	24
SIU Edwardsville*	0-0	0-0	0-0	1/0	1	3	0	1	5	1	0	13
at UT Martin*	0-1	0-0	2-4	1/2	3	4	2	1	1	0	0	14
Eastern Illinois*	1-3	1-2	2-2	3/3	6	2	5	2	3	0	2	26
at SIU Edwardsville*	0-5	0-2	2-2	0/4	4	4	2	2	2	0	1	26
at Austin Peay*	1-2	0-1	0-1	1/2	3	4	2	0	1	0	2	21
Belmont*	2-5	0-3	0-0	0/1	1	4	4	5	0	0	1	21
at Tennessee Tech*	0-1	0-0	0-0	1/1	2	2	0	3	0	0	0	7
at Morehead State*	0-0	0-0	0-0	0/1	1	0	0	0	1	0	0	14
UT Martin*	0-1	0-1	2-2	0/0	0	1	2	3	2	1	1	14
Murray State*	1-2	0-1	0-0	0/1	1	1	2	0	1	0	1	11
vs. Tennessee State*	3-6	1-2	0-0	2/4	6	0	7	1	7	0	1	19
vs. Murray State*	1-2	0-1	0-0	0/1	1	2	2	0	0	0	0	13
Totals	29-79	10-41	20-31	20/70	90	76	88	50	46	7	16	566

* - Game Started





2022-23 SOUTHEAST MISSOURI BASKETBALL

RETURNEES



5 Guard CHRIS HARRIS

R-Sr. // 6-3 // 205 // Antioch, Ill. // John A. Logan College



REDHAWK BASKETBALL

2022-23 Preseason All-Ohio Valley Conference selection.

// 2021-22: Preseason All-OVC pick...Southeast Missouri's third-leading scorer with 9.4 points per game...Played in 29 games and made six starts...Ranked second on the team with 76 assists and tied for fourth with 20 steals...Grabbed just under three (2.9) rebounds per contest...Knocked down 35 three-pointers and averaged 24.1 minutes...Missed three games due to COVID protocols...Scored a season-high 22 points off the bench vs. Morehead State (1/27)...Registered double figures in the scoring column a total of 14 times...Finished as the Redhawks top scorer in two games...Dropped in 10 or more points in four-straight games off the bench from Nov. 22-28...Scored 13 points and buried the game-winning 3-pointer from the left corner at the buzzer to beat Incarnate Word (11/26)...Dished out four or more assists on nine occasions, including a

season-high eight vs. Murray State (2/26)...Pulled down eight rebounds vs. UT Martin (2/24)...Ranked 13th in the OVC in assists (2.7 apg), eighth in free throw percentage (.763) and 14th in 3-point field goal percentage (.347).

// 2020-21: Southeast Missouri's top scorer with 12.3 points per game...Started 26 contests...Led the team in total points (321), minutes (30.2 mpg), assists (88) and free throws made (97)...Knocked down 38 three-pointers, good for third on the team...Averaged 2.3 rebounds per game...Put up 11.6 points a game in 19 OVC starts...Missed only game of the season at Belmont (1/7) due to a thumb injury...Ranked 18th among OVC leaders in scoring, 14th in assists, 11th in free throw percentage (.735), 10th in assist/turnover ratio (1.4) and 15th in minutes played...Scored over 20 points two times with a season-best 23 vs. UT Martin (12/18)...Made the game-tying 3-pointer

with eight seconds left against the Skyhawks...Added 21 points at Lipscomb (12/9)...Scored 19 points vs. Lipscomb (12/7)...Notched 18 points and played 35 minutes at Kansas City (11/28)...Made five free throws, buried three 3-pointers, grabbed three rebounds and dished out four assists in the Redhawks season-opener at Kansas City...Added 15 points and had five assists vs. Southern Illinois (12/2)...Scored double figures in 18 of his 26 starts...Finished as the Redhawks top scorer in nine contests...Buried multiple 3-pointers in 10 of his starts...Made two big free throws in the final 14 seconds and scored 17 points at Tennessee State (1/19)...

// 2019-20: Came off the bench and led the Redhawks in scoring the first two games of the season...Suffered a season-ending knee injury during practice prior to The Citadel game...Was the team's leading scorer with 15.5 points per game

Career-Highs

Points

23 vs. UT Martin (12/18/20)

Total Rebounds

8 vs. UT Martin (2/24/22)

Offensive Rebounds

2 at SIU Edwardsville (2/27/21)

Defensive Rebounds

8 vs. UT Martin (2/24/22)

Field Goals Made

9 vs. Morehead State (1/27/22)

Field Goals Attempted

18 vs. Tennessee State (1/2/21)

3-Point Field Goals Made

4 4x, last vs. Morehead State (1/27/22)

3-Point Field Goals Attempted

10 vs. Tennessee State (1/2/21)

Free Throws Made

10 vs. Tennessee State (1/19/21)

Free Throws Attempted

14 vs. SIU Edwardsville (1/29/22)

Assists

9 at Eastern Illinois (2/25/21)

Blocks

2 2x, last vs. Webster (12/4/21)

Steals

4 vs. Eastern Kentucky (2/22/21)

Minutes

43 vs. Tennessee State (1/2/21)



Harris' Career Statistics at Southeast Missouri

Overall

Season	G-GS	Min	Avg	FG-FGA	Pct	3FG-3FGA	Pct	FT-FTA	Pct	Off	Def	Tot	Avg	PF	FO	A	TO	Blk	Stl	Pts	Avg
2019-20	2-0	54	27.0	9-15	.600	5-7	.714	8-10	.800	0	6	6	3.0	5	0	2	5	1	0	31	15.5
2020-21	26-26	786	30.2	93-262	.355	38-134	.284	97-132	.735	7	53	60	2.3	50	1	88	64	2	25	321	12.3
2021-22	29-6	698	24.1	83-219	.379	35-101	.347	71-93	.763	4	79	83	2.9	45	0	76	61	4	20	272	9.4
Totals	57-32	1538	27.0	185-496	.373	78-242	.322	176-235	.749	11	138	149	2.6	100	1	166	130	7	45	624	10.9

Ohio Valley Conference Games Only

Season	G-GS	Min	Avg	FG-FGA	Pct	3FG-3FGA	Pct	FT-FTA	Pct	Off	Def	Tot	Avg	PF	FO	A	TO	Blk	Stl	Pts	Avg
2020-21	19-19	574	30.2	59-178	.331	25-95	.263	76-96	.792	4	41	45	2.4	35	0	70	46	2	23	219	11.5
2021-22	14-0	298	21.3	34-92	.370	22-51	.431	28-38	.737	2	36	38	2.7	18	0	34	22	2	9	118	8.4
Totals	33-19	872	26.4	93-270	.344	47-146	.322	104-134	.776	6	77	83	2.5	53	0	104	68	4	32	337	10.2

2022-23 SOUTHEAST MISSOURI BASKETBALL

RETURNEES



Harris' Game-by-Game Statistics

2019-20	FG	3P	FT	O/D	REB	E	PTS	A	TO	B	S	M
at Vanderbilt	6-9	2-3	1-2	0/1	1	2	15	0	3	1	0	28
Purdue Fort Wayne	3-6	3-4	7-8	0/5	5	3	16	2	2	0	0	26
Totals	9-15	5-7	8-10	0/6	6	5	31	2	5	1	0	54

2020-21	FG	3P	FT	O/D	REB	E	PTS	A	TO	B	S	M
vs. Kansas City*	5-9	3-6	5-11	1/2	3	1	18	4	4	0	0	35
Southern Illinois*	6-15	1-6	2-2	1/0	1	5	15	5	2	0	1	22
Lipscomb*	7-13	3-7	2-2	0/0	0	0	19	3	2	0	1	30
at Lipscomb*	7-17	4-8	3-8	0/2	2	2	21	0	4	0	0	35
at Evansville*	1-9	0-3	2-3	0/2	2	4	4	0	4	0	0	25
UT Martin*	7-14	2-5	7-10	0/1	1	2	23	1	3	0	0	32
at Indiana State*	5-12	1-4	5-7	1/5	6	1	16	2	2	0	0	36
at Tennessee Tech*	3-9	2-4	3-4	0/3	3	2	11	2	3	0	0	24
Tennessee State*	4-18	3-10	6-7	0/1	1	4	17	1	1	2	1	43
at Belmont	DNP	-	-	-	-	-	-	-	-	-	-	-
Morehead State*	2-10	1-6	0-0	0/2	2	1	5	3	0	0	2	28
at Tennessee State*	3-8	1-4	10-12	0/5	5	2	17	3	3	0	0	33
at Morehead State*	1-12	1-8	7-8	0/3	3	4	10	2	1	0	0	29
at UT Martin*	4-7	3-6	1-1	0/2	2	1	12	4	5	0	0	29
SIU Edwardsville*	2-9	0-5	3-4	1/4	5	2	7	3	2	0	1	26
Eastern Illinois*	5-7	1-2	0-0	0/4	4	2	11	5	2	0	5	25
Murray State*	2-8	0-5	6-6	0/0	0	0	10	2	0	0	1	25
Tennessee Tech*	3-5	2-2	5-5	0/0	0	3	13	5	5	0	0	30
Jacksonville State*	0-9	0-5	2-2	0/1	1	1	2	1	2	0	0	25
at Murray State*	1-7	0-4	0-0	0/1	1	1	2	2	2	0	2	23
at Austin Peay*	3-10	1-5	2-2	1/0	1	2	9	2	2	0	1	29
Austin Peay*	3-8	0-4	8-12	0/4	4	1	14	6	3	0	3	39
Eastern Kentucky*	6-8	4-5	2-4	0/2	2	1	18	7	3	0	0	33
Eastern Kentucky*	4-10	2-6	5-5	0/2	2	2	15	7	4	0	4	32
at Eastern Illinois*	2-10	0-5	3-4	0/4	4	1	7	9	2	0	1	35
at SIU Edwardsville*	4-9	2-4	6-10	2/2	4	3	16	5	3	0	2	34
vs. Morehead State*	3-9	1-5	2-3	0/1	1	2	9	4	0	0	0	29
Totals	93-262	38-128	97-132	7/53	60	50	321	88	64	2	25	786

2021-22	FG	3P	FT	O/D	REB	E	PTS	A	TO	B	S	M
at Missouri State*	7-10	0-1	5-9	0/3	3	2	19	4	3	0	0	35
Youngstown State*	2-6	1-1	4-7	0/1	1	3	9	4	4	0	2	22
Arkansas State	0-2	0-1	2-2	0/2	2	2	2	0	2	0	0	14
Missouri Baptist	4-9	1-4	7-7	0/5	5	2	16	5	5	0	2	27
at Incarnate Word	2-8	1-5	8-9	0/3	3	2	13	4	2	0	0	26
vs. Portland	5-12	1-3	0-0	0/3	3	3	11	0	8	0	1	31
vs. Montana State	6-11	1-2	4-4	1/4	5	3	17	3	3	0	2	24
Webster University*	1-9	0-7	0-0	0/5	5	2	2	2	2	1	2	34
Evansville*	5-10	2-3	0-0	0/1	1	4	12	4	2	0	0	35
at Purdue Fort Wayne*	4-12	1-5	2-2	1/5	6	2	11	3	4	0	1	35
at Southern Illinois*	5-10	1-3	1-1	0/0	0	0	12	0	1	0	2	27
at Pepperdine	3-7	1-4	1-2	0/1	1	0	8	6	2	0	0	22
at California Baptist	4-9	2-4	6-8	0/4	4	0	16	3	0	0	0	21
at Murray State	4-8	3-5	4-4	0/4	4	1	15	3	2	0	1	27
Austin Peay	0-1	0-1	0-0	0/2	2	0	0	1	2	0	0	9
at Belmont	0-8	0-4	0-0	1/0	1	0	0	0	2	0	1	18
at Tennessee State	1-3	0-2	2-2	0/2	2	3	4	2	1	0	1	27
Tennessee State	2-4	1-2	3-4	0/2	2	1	8	1	1	0	1	15
at Eastern Illinois	5-11	4-7	0-0	0/2	2	3	14	1	0	1	0	19
Morehead State	9-14	4-6	0-0	0/1	1	2	22	1	3	0	0	29
SIU Edwardsville	3-10	2-4	9-14	1/2	3	0	17	6	0	0	1	31
at UT Martin	1-7	1-2	4-4	0/2	2	2	7	0	1	0	1	18
Eastern Illinois	1-5	1-5	1-2	0/2	2	2	4	4	2	0	1	20
at SIU Edwardsville	DNP	-	-	-	-	-	-	-	-	-	-	-
at Austin Peay	DNP	-	-	-	-	-	-	-	-	-	-	-
Belmont	DNP	-	-	-	-	-	-	-	-	-	-	-
at Tennessee Tech	0-5	0-3	2-2	0/4	4	1	2	3	3	0	0	18
at Morehead State	4-6	4-5	0-0	0/1	1	1	12	3	2	0	2	20
UT Martin	2-5	1-2	1-4	0/8	8	1	6	1	2	1	0	22
Murray State	2-5	1-3	2-2	0/4	4	1	7	8	1	0	0	25
vs. Tennessee State	0-3	0-3	2-2	0/3	3	1	2	2	2	0	1	21
vs. Murray State	1-9	1-4	1-2	0/3	3	1	4	2	0	0	0	26
Totals	83-219	35-101	71-93	4/79	83	45	272	76	61	4	20	698

* - Game Started

at the time of his injury...Began his SEMO career by scoring 15 points at Vanderbilt (11/6)...Four days later, he scored 16 points and made the game-winning 3-pointer with 27 seconds left vs. Purdue Fort Wayne (11/10)... Was later granted a medical hardship.

// John A. Logan College:

Averaged 9.8 points and 4.2 rebounds in 32 games and 14 starts at John A. Logan College in 2018-19...John A. Logan went 27-5 overall, ranked fifth in the nation and claimed a share of the Great Rivers Athletic Conference title...Shot 42 percent from the field (105-of-250) and made 36 three-pointers...Shot 69.8 percent (67-of-96) at the free throw line...Averaged 4.2 rebounds per game, dished out 53 assists, had 31 steals and gathered nine blocks...Pitched in a season-high 19 points and went a perfect 8-of-8 at the free throw line vs. Kaskaskia College (1/31)...Scored double figures on 17 occasions.

// Missouri S&T: Was NCAA

Division II Missouri S&T's leading scorer as a freshman in 2017-18...Averaged 13.7 points a game and ranked second on the team with 28 steals...Also ranked second on the team with 56 three-pointers made in 25 games and 11 starts...Scored 20 or more points in six games with a season-best 24 vs. Blackburn (11/11)...Dropped in 20 points on 8-of-15 field goals and made three 3-pointers in a 94-75 exhibition loss to Southeast Missouri (11/1).

// Prep: Attended Lake Forest

Academy...Averaged 22 points, seven assists and six rebounds per game as a senior...Was nominated for Illinois Prep Player of the Year in 2016-17... Played for the Illinois Wolves in the Under Armour circuit.

// Personal: Born July 9, 1998...

Working on his Master's in Business Administration...Son of Charles and Sharmella Harris... Siblings are Charles (brother) and Courtney (sister).





2022-23 SOUTHEAST MISSOURI BASKETBALL RETURNEES



14 **Forward**
NATE JOHNSON

Sr. // 6-9 // 250 // Broward County, Fla. // Seminole State College



REDHAWK BASKETBALL

// 2021-22: Was limited to 11 games due to a toe injury... Averaged 4.9 points and 1.5 rebounds per game off the bench... Scored a season-high 14 points in 14 minutes on a perfect 7-of-7 field goals at Incarnate Word (11/26)... Also had a season-best four rebounds in that game... Added eight points at California Baptist (12/21).

// 2020-21: Appeared in 25 games off the bench... Contributed 2.6 points, 2.1 rebounds and nine minutes per game... Tied for second on the team with 10 blocks... Made 51.9 percent (28-of-54) of his field goals... Had 20 offensive rebounds, four steals and eight assists... Scored his first career points as a Redhawk vs. Southern Illinois (12/2)... Netted seven points vs. Eastern Illinois (1/30)... Grabbed a season-best five rebounds twice... Pulled down four rebounds, dished out two assists and had one block

in 14 minutes at Kansas City (11/28), his first NCAA Division I game... Posted a season-high three blocks vs. Murray State (2/1)... Scored a season-high 10 points for the first double-digit game of his career at Eastern Illinois (2/25)... Ohio Valley Conference Commissioner's Honor Roll selection.

// Seminole State College:

Spent the 2019-20 campaign at Seminole State College in Oklahoma... Was his team's top scorer and rebounder with a near double-double 12.3 points and nine rebounds per game... Also led the team in field goal percentage (.577) and blocks (25).

// St. Petersburg College:

Played his freshman season at St. Petersburg College in 2018-19... Averaged six points and five rebounds that year.

// Prep: Played power forward at American Heritage High School.

// Personal: Born February 5, 2000... Majoring in Social Science... Son of Wilt Johnson and Debbie Sinclair... Siblings are Chad Graham (brother), Armani Jackson (step brother) and Chanel Jackson (step sister).

Career-Highs

Points

14 at Incarnate Word (11/26/21)

Total Rebounds

5 2x, last vs. Austin Peay (2/16/21)

Offensive Rebounds

3 4x, last vs. Webster (12/4/21)

Defensive Rebounds

4 vs. Austin Peay (2/16/21)

Field Goals Made

7 at Incarnate Word (11/26/21)

Field Goals Attempted

10 at Eastern Illinois (2/25/21)

3-Point Field Goals Made

- -

3-Point Field Goals Attempted

- -

Free Throws Made

4 at California Baptist (12/21/21)

Free Throws Attempted

5 at California Baptist (12/21/21)

Assists

2 vs. Kansas City (11/28/20)

Blocks

3 vs. Murray State (2/1/21)

Steals

2 at Incarnate Word (11/26/21)

Minutes

15 3x, last vs. Portland (11/27/21)



Johnson's Career Statistics at Southeast Missouri

Overall

Season	G-GS	Min	Avg	FG-FGA	Pct	3FG-3FGA	Pct	FT-FTA	Pct	Off	Def	Tot	Avg	PF	FO	A	TO	Blk	Stl	Pts	Avg
2020-21	25-0	224	9.0	28-54	.519	0-0	.000	9-22	.409	20	32	52	2.1	33	0	8	17	10	4	65	2.6
2021-22	11-0	111	10.1	24-35	.686	0-0	.000	6-12	.500	8	9	17	1.5	22	0	2	12	4	3	54	4.9
Totals	36-0	335	9.3	52-89	.584	0-0	.000	15-34	.441	28	41	69	1.9	55	0	10	29	14	7	119	3.3

Ohio Valley Conference Games Only

Season	G-GS	Min	Avg	FG-FGA	Pct	3FG-3FGA	Pct	FT-FTA	Pct	Off	Def	Tot	Avg	PF	FO	A	TO	Blk	Stl	Pts	Avg
2020-21	18-0	149	8.3	21-41	.512	0-0	.000	7-19	.368	11	22	33	1.8	24	0	3	14	7	4	49	2.7
2021-22	1-0	7	7.0	2-2	1.000	0-0	.000	1-2	.500	0	0	0	0.0	3	0	0	0	0	0	5	5.0
Totals	19-0	156	8.2	23-43	.535	0-0	.000	8-21	.381	11	22	33	1.7	27	0	3	14	7	4	54	2.8



Johnson's Game-by-Game Statistics

2020-21	FG	3P	FT	Q/D	REB	E	PTS	A	TQ	B	S	M
vs. Kansas City	0-0	0-0	0-1	1/3	4	2	0	2	0	1	0	14
Southern Illinois	3-5	0-0	0-0	1/2	3	0	6	1	0	2	0	14
Lipscomb	1-1	0-0	0-0	1/3	4	1	2	0	1	0	0	12
at Lipscomb	1-3	0-0	0-0	3/2	5	1	2	1	0	0	0	10
at Evansville	2-3	0-0	2-2	3/0	3	3	6	0	0	0	0	15
UT Martin	1-2	0-0	0-1	0/2	2	1	2	0	0	1	0	9
at Indiana State	0-0	0-0	0-0	0/0	0	1	0	0	1	0	0	1
at Tennessee Tech	0-0	0-0	0-0	0/0	0	0	0	0	0	0	0	3
Tennessee State	1-1	0-0	0-0	1/0	1	0	2	0	0	0	1	7
at Belmont	1-2	0-0	0-2	2/1	3	3	2	0	1	1	0	7
Morehead State	0-1	0-0	0-1	0/0	0	3	0	0	0	0	0	7
at Tennessee State	0-1	0-0	0-0	0/1	1	2	0	0	0	0	1	5
at Morehead State	1-2	0-0	0-0	0/1	1	0	2	0	1	0	0	7
at UT Martin	2-4	0-0	1-3	1/0	1	1	5	0	0	0	0	6
SIU Edwardsville	1-1	0-0	1-2	0/3	3	1	3	1	1	0	0	6
Eastern Illinois	3-3	0-0	1-2	0/3	3	1	7	0	1	0	1	14
Murray State	1-1	0-0	0-0	0/1	1	1	2	1	0	3	0	10
Tennessee Tech	1-1	0-0	0-1	2/1	3	1	2	0	2	1	0	12
Jacksonville State	1-4	0-0	2-3	1/1	2	2	4	0	2	0	0	14
at Murray State	DNP	-	-	-	-	-	-	-	-	-	-	-
at Austin Peay	DNP	-	-	-	-	-	-	-	-	-	-	-
Austin Peay	1-1	0-0	1-2	1/4	5	3	3	0	3	0	0	8
Eastern Kentucky	2-4	0-0	0-0	1/1	2	1	4	0	1	0	1	7
Eastern Kentucky	0-1	0-0	1-2	0/0	0	1	1	0	0	0	0	4
at Eastern Illinois	5-10	0-0	0-0	2/2	4	3	10	0	1	1	0	15
at SIU Edwardsville	0-2	0-0	0-0	0/1	1	0	0	1	1	0	0	8
vs. Morehead State	0-1	0-0	0-0	0/0	0	1	0	1	1	0	0	9
Totals	28-54	0-0	9-23	20/32	52	28	65	8	17	10	4	224

2021-22	FG	3P	FT	Q/D	REB	E	PTS	A	TQ	B	S	M
at Missouri State	DNP	-	-	-	-	-	-	-	-	-	-	-
Youngstown State	DNP	-	-	-	-	-	-	-	-	-	-	-
Arkansas State	1-2	0-0	0-1	0/0	0	2	2	0	0	0	0	6
Missouri Baptist	0-0	0-0	0-0	0/0	0	2	0	0	1	0	0	3
at Incarnate Word	7-7	0-0	0-0	1/3	4	2	14	0	3	2	2	14
vs. Portland	2-6	0-0	0-0	3/1	4	4	4	1	2	1	0	15
vs. Montana State	2-3	0-0	1-1	0/1	1	2	5	0	1	0	0	12
Webster University	3-5	0-0	0-1	3/0	3	0	6	0	0	1	0	8
Evansville	DNP	-	-	-	-	-	-	-	-	-	-	-
at Purdue Fort Wayne	2-2	0-0	0-2	0/1	1	3	4	0	1	0	1	14
at Southern Illinois	1-1	0-0	0-0	0/1	1	2	2	1	3	0	0	11
at Pepperdine	2-3	0-0	0-0	1/1	2	1	4	0	0	0	0	12
at California Baptist	2-4	0-0	4-5	0/1	1	1	8	0	1	0	0	9
at Murray State	2-2	0-0	1-2	0/0	0	3	5	0	0	0	0	7
Austin Peay	DNP	-	-	-	-	-	-	-	-	-	-	-
at Belmont	DNP	-	-	-	-	-	-	-	-	-	-	-
at Tennessee State	DNP	-	-	-	-	-	-	-	-	-	-	-
Tennessee State	DNP	-	-	-	-	-	-	-	-	-	-	-
at Eastern Illinois	DNP	-	-	-	-	-	-	-	-	-	-	-
Morehead State	DNP	-	-	-	-	-	-	-	-	-	-	-
SIU Edwardsville	DNP	-	-	-	-	-	-	-	-	-	-	-
at UT Martin	DNP	-	-	-	-	-	-	-	-	-	-	-
Eastern Illinois	DNP	-	-	-	-	-	-	-	-	-	-	-
at SIU Edwardsville	DNP	-	-	-	-	-	-	-	-	-	-	-
at Austin Peay	DNP	-	-	-	-	-	-	-	-	-	-	-
Belmont	DNP	-	-	-	-	-	-	-	-	-	-	-
at Tennessee Tech	DNP	-	-	-	-	-	-	-	-	-	-	-
at Morehead State	DNP	-	-	-	-	-	-	-	-	-	-	-
UT Martin	DNP	-	-	-	-	-	-	-	-	-	-	-
Murray State	DNP	-	-	-	-	-	-	-	-	-	-	-
vs. Tennessee State	DNP	-	-	-	-	-	-	-	-	-	-	-
vs. Murray State	DNP	-	-	-	-	-	-	-	-	-	-	-
Totals	24-35	0-0	6-12	8/9	17	22	54	2	12	4	3	111





2022-23 SOUTHEAST MISSOURI BASKETBALL RETURNEES



1 Guard PHILLIP RUSSELL

So. // 5-10 // 265 // St. Louis, Mo. // Saint Louis University



REDHAWK BASKETBALL

2022-23 Preseason All-Ohio Valley Conference selection.

// 2021-22: Earned Second-Team All-OVC and All-Newcomer honors in his first year at Southeast Missouri... Ranked second on the team in scoring with 13.4 points per game in 30 starts... Led the team with 95 assists and 37 steals... Rated second in minutes (30.4), 3-pointers made (48) and free throws made (99)... Averaged 2.5 rebounds and shot 41.9 percent (127-of-303) from the field... Missed two starts due to COVID protocols... Scored double figures in 21 games... Finished as SEMO's top scorer on 10 occasions... Ranked ninth in the OVC in scoring, 10th in assists (3.2 apg), 11th in free throw percentage (.733), 12th in steals (1.2 spg), 13th in 3-point field goals made (1.6 per game), 10th in assist/turnover ratio (1.5) and 15th in minutes played (30.4 mpg)... Scored 20 or more

points five times... Broke SEMO's single-game scoring record by a freshman during the NCAA Division I era when he poured in 35 points, grabbed 10 rebounds and collected five steals at SIU Edwardsville (2/7)... Became only the second Division I freshman in the last 25 years to get 35+ points, 10+ rebounds and 5+ assists in a game... Scored 24 points on 10-of-16 field goals vs. Evansville (12/8)... Dropped in 21 points vs. Montana State (11/28) and 25 (20 in the second half) at Pepperdine (12/18)... Was named OVC Freshman of the Week on five occasions (11/29, 12/20, 1/3, 1/24, 2/14).

// Saint Louis: Enrolled at Saint Louis University as a freshman in 2020-21... Played in eight games off the bench and averaged 2.1 points per contest as a walk-on with the Billikens.

// Prep: Helped lead Vashon High School to a state title his junior season... Vashon was also in the state semifinals his senior year before it was canceled due to COVID-19... Averaged 15.7 points per game en route to claiming All-State honors as a senior, shooting 45 percent from the field and 56.8 percent from 3-point range.

// Personal: Born October 11, 2001... Majoring in General Studies... Son of Phillip Russell and Teirra Knox... Initially signed with SEMO out of high school, but decommitted and went to Saint Louis as a walk-on... Has one brother (Trevon) and two sisters (Ayanna, Terena).

Career-Highs

Points
35 at SIU Edwardsville (2/7/22)
Total Rebounds
10 at SIU Edwardsville (2/7/22)
Offensive Rebounds
3 at California Baptist (12/21/21)
Defensive Rebounds
8 at SIU Edwardsville (2/7/22)
Field Goals Made
10 vs. Evansville (12/8/21)
Field Goals Attempted
20 at SIU Edwardsville (2/7/22)
3-Point Field Goals Made
5 vs. Austin Peay (1/1/22)
3-Point Field Goals Attempted
10 at SIU Edwardsville (2/7/22)
Free Throws Made
14 at SIU Edwardsville (2/7/22)
Free Throws Attempted
15 at SIU Edwardsville (2/7/22)
Assists
8 at Eastern Illinois (1/22/22)
Blocks
1 vs. Montana State (11/28/21)
Steals
5 at SIU Edwardsville (2/7/22)
Minutes
39 at SIU Edwardsville (2/7/22)



Russell's Career Statistics at Southeast Missouri


Overall																			
Season	G-GS	Min	Avg	FG-FGA	Pct	3FG-3FGA	Pct	FT-FTA	Pct	Off	Def	Tot	Avg	PF	FO	A	TO	Blk	Stl
2021-22	30-30	913	30.4	127-303	.419	48-143	.336	99-135	.733	26	50	76	2.5	74	2	95	65	1	37
Ohio Valley Conference Games Only																			
Season	G-GS	Min	Avg	FG-FGA	Pct	3FG-3FGA	Pct	FT-FTA	Pct	Off	Def	Tot	Avg	PF	FO	A	TO	Blk	Stl
2021-22	15-15	476	31.7	63-163	.387	20-75	.267	59-76	.776	11	27	38	2.5	34	1	57	37	0	19



Russell's Game-by-Game Statistics

2021-22	FG	3P	FT	O/D	REB	E	PTS	A	TO	B	S	M
at Missouri State*	0-5	0-2	3-4	0/3	3	3	3	2	1	0	1	25
Youngstown State*	4-8	3-4	0-0	1/0	1	5	11	1	2	0	0	17
Arkansas State*	3-8	2-5	5-6	0-1	1	2	13	2	1	0	0	29
Missouri Baptist*	5-8	3-3	5-7	1/1	2	1	18	3	1	0	4	30
at Incarnate Word*	2-6	2-3	4-6	1/1	2	3	10	2	0	0	0	38
vs. Portland*	7-10	3-5	2-4	1/3	4	3	19	4	2	0	1	26
vs. Montana State*	6-15	2-7	7-8	1/1	2	4	21	3	3	1	1	33
Webster University*	1-6	0-3	0-0	1/1	2	1	2	4	0	0	0	30
Evansville*	10-16	2-4	2-3	0/4	4	1	24	4	2	0	2	35
at Purdue Fort Wayne*	5-9	1-3	6-7	0/2	2	3	17	1	1	0	2	30
at Southern Illinois*	4-12	2-8	0-0	2/1	3	1	10	3	5	0	0	33
at Pepperdine*	9-14	4-6	3-5	1/0	1	4	25	1	5	0	4	35
at California Baptist*	6-13	3-8	2-6	3/2	5	2	17	1	2	0	1	34
at Murray State*	3-14	1-8	8-8	2/1	3	2	15	6	4	0	1	34
Austin Peay*	5-9	5-7	5-6	0/0	0	5	20	2	3	0	1	27
at Belmont*	0-8	0-5	0-0	0/2	2	0	0	1	0	0	1	19
at Tennessee State*	6-11	1-3	9-13	1/3	4	4	22	1	2	0	0	32
Tennessee State*	5-12	1-5	4-7	2/0	2	2	15	7	2	0	2	36
at Eastern Illinois*	3-4	1-1	2-2	1/3	4	3	9	8	3	0	1	26
Morehead State	DNP	-	-	-	-	-	-	-	-	-	-	-
SIU Edwardsville	DNP	-	-	-	-	-	-	-	-	-	-	-
at UT Martin*	1-9	0-5	2-2	0/1	1	3	4	3	4	0	1	28
Eastern Illinois*	3-6	1-3	0-2	0/1	1	0	7	4	1	0	1	32
at SIU Edwardsville*	9-20	3-10	14-15	2/8	10	3	35	4	2	0	5	39
at Austin Peay*	6-16	0-5	6-8	1/1	2	2	18	2	3	0	2	35
Belmont*	6-14	1-5	3-3	0/3	3	3	16	4	4	0	1	35
at Tennessee Tech*	3-6	3-6	0-0	0/2	2	2	9	2	5	0	0	32
at Morehead State*	6-12	2-5	1-1	1/0	1	3	15	6	0	0	1	33
UT Martin*	3-10	0-2	4-7	0/1	1	0	10	4	1	0	1	33
Murray State*	4-12	1-5	1-2	1/1	2	2	10	3	3	0	1	35
vs. Tennessee State*	1-4	1-4	0-1	2/1	3	4	3	3	1	0	0	16
vs. Murray State*	1-6	0-3	1-2	1/2	3	3	3	4	2	0	2	26
Totals	127-303	48-143	99-135	26/50	76	74	401	95	65	1	37	913

* - Game Started





2022-23 SOUTHEAST MISSOURI BASKETBALL

PROFILES



0

Guard

ISRAEL BARNES

R-Sr. // 6-4 // 185 // Wichita, Kan. // Newman University



REDHAWK BASKETBALL

// Newman University: Played in 20 games and made 19 starts as a redshirt-junior in 2021-22...Led the team in scoring (18.9 ppg) and steals (23)...Shot 43.9 percent (144-of-328) from the field and made 34 three-pointers...Scored double figures in 19 contests...Dropped in a career-high 28 points vs. Fort Hays State (2/3)...Finished with 20 or more points on 10 occasions.

// Weber State: Spent the 2018-19 and 2019-20 seasons at Big Sky Conference member

Weber State...In 2019-20, he saw action in 28 games and logged five starts finishing with three points and 1.8 rebounds per game...Scored double figures twice that season with a season-best 15 against West Coast Baptist...Played in all 33 games and started 29 as a freshman in 2018-19...Started each of the final 27 games of the season...Scored 215 points for an average of 6.5 per game...Reached double figures in the scoring column a total of 10 times with 15 against Bethesda...Made 33 three-pointers...Had a buzzer-

beating 3-pointer in a win over Central Michigan...Dished out 48 assists and had 24 steals.

// Prep: A highly recruited three-star athlete out of Wichita Southeast High School...Earned First-Team All-State honors and All-Metro City First-Team accolades...Set a city scoring record with 42 points in a game as a senior...Averaged 27.8 points, eight rebounds and two assists per game as a junior.

// Personal: Born April 26, 2000...Majoring in English...Son of Todd and Stephanie Barnes...Has three sisters, Asa, Faith and Nialla.



24

Forward

KOBE CLARK

So. // 6-6 // 180 // St Louis, Mo. // Georgetown



REDHAWK BASKETBALL

// Georgetown: Attended Georgetown University for the 2020-21 and 2021-22 seasons...Participated in 11 games in 2021-22...Had five steals, nine rebounds and two blocks that year...Saw action in 10 games and made one start as a freshman in 2020-21...Made

collegiate debut against UMBC where he grabbed 10 rebounds.

// Prep: Went to Vashon High School, the 14-time Missouri State Champions...Averaged 10.8 points, 8.7 rebounds, 3.9 assists, 2.4 steals and 1.7 blocks per game as a senior...Garnered

Second-Team All-Metro honors and was an All-State selection.

// Personal: Born May 26, 2002...Majoring in Social Science...Son of Kobe Clark.



21

Forward

JOSH EARLEY

Jr. // 6-7 // 242 // Shawnee Mission, Kan. // Tulsa



REDHAWK BASKETBALL

// Tulsa: Played three seasons and was a two-year letterwinner...In 2021-22, scored four points and grabbed five rebounds in five games and two starts...Saw action in 10 games and averaged 1.2 points in 5.8 minutes per contest during the 2020-21 campaign...Made season debut vs. Wichita State where he had two rebounds...As a freshman in 2019-20, he played in 26 games and logged

two starts...Scored 25 points and pulled down 33 rebounds...Shot 44 percent from the field...Had a season-best five rebounds vs. Arkansas-Pine Bluff.

// Prep: Consensus three-star prospect after helping Bishop Miege High School to three state championships...First-Team All-Eastern Kansas League and honorable mention All-Class 4A selection as a

senior...Ranked the No. 3 player in the state by PrepHoops.com...Also recognized as one of the top players in the talent-rich Kansas City area as he was selected to play in the DiRenna and Stateline Showdown All-Star games...All-EKL pick as a junior after he narrowly missed averaging a double-double...Played for the KC Run GMC AAU program.

// Personal: Born July 12, 2000...Majoring in General Studies...Son of Anthony and Jamie Earley...Is the youngest of four with an older brother (Jason) and two older sisters (Jessica, Brittany).



22

Guard

GAVYN ELKAMIL

So. // 6-5 // 190 // Pittsburg, Kan. // Tulsa



REDHAWK BASKETBALL

// Tulsa: Redshirted as a true freshman in 2021-22...Played in four games and averaged 4.5 minutes...Totaled five rebounds for a 1.3 average.

// Prep: Played one year at Link Prep Academy...Before that, was the Joplin Globe's Player of the Year at Pittsburg High School...Two-time First-

Team All-Area selection by the 4-States Basketball Coaches Association...Averaged a double-double 24.6 points and 12.5 rebounds for the Purple Dragons as a senior...Added two steals and 3.5 assists per game that year...His team finished with a 13-8 record in 2019-20, losing in the semifinals of the Class 5A Sub-State Tournament...Scored

a career-high 37 points against Fort Scott and made 12-of-19 field goals to go along with 12-of-14 free throws...Averaged a team-high 18 points per game as a junior when Pittsburg went 18-4 and made it to the quarterfinals of the 5A State Tournament.

// Personal: Born April 26, 2002...Majoring in Business Management...Son of Ishmael and Loni Elkamil...Was teammates with Josh Earley at Tulsa...Has two siblings, Kyndall and Kynadee.



2022-23 SOUTHEAST MISSOURI BASKETBALL

PROFILES



11 Guard EVAN EURSHER

Fr. // 6-2 // 177 // Hendersonville, Tenn. // The Webb School



REDHAWK BASKETBALL

// Prep: Claimed Third-Team Main Street Preps All-Midstate honors at The Webb School where he was the No. 6 ranked player in the state of Tennessee according to Prep Hoops...As a senior, averaged 18.3 points, 6.6 rebounds, 5.2 assists and 1.4 steals per game in 31 contests...

Averaged 20 points, six rebounds and four assists per game his junior year...Led EAB Tennessee to one of the best seasons in the nation on the AAU circuit...EAB Tennessee 17U finished as the national runner-up in the Adidas 3SSB series with some of the country's

best AAU programs...Named to The Webb School National Honor Society...Synergy Sports Basketball Analytics rated him third among the most efficient scorers across the Adidas 3SSB series last summer averaging 1.1 points per possession.

// Personal: Born May 3, 2003... Majoring in Biology...Son of Mildred Brown.



12 Guard TEVIN GOWINS

Fr. // 5-9 // 167 // Florissant, Mo. // Hazelwood Central H.S.



REDHAWK BASKETBALL

// Prep: Averaged seven points and 2.7 rebounds as a senior at Hazelwood Central High School...Made 17 three-pointers and averaged a team-high 5.4 assists per contest...Scored double figures a total of seven times with a season-best 13 points vs. Chaminade...Averaged

6.3 points and 2.1 rebounds a game as a junior.

// Personal: Born January 15, 2004...Majoring in Business Administration...Son of Marcus Gowins and Tracey Tate...Joined the team as a walk-on...Has a sister, Trevia.



35 Center MASON HANBACK

Fr. // 7-0 // 245 // Jackson, Tenn. // Tennessee Prep



R E D H A W K B A S K E T B A L L

// Prep: Spent the 2021-22 season at Tennessee Preparatory Academy...Prior to that, played two seasons at the powerful Memphis East High School...Began his high school career at the University School of Jackson, a smaller private school with 900 enrollees.

// Personal: Born February 14, 2004...Majoring in Computer Science...Son of Erica Lusk...Joined the team as a walk-on...Has a brother, David Eberle.



10 Center DAVID IDADA

Fr. // 7-0 // 250 // Barendrecht, Netherlands // Golden State Prep



R E D H A W K B A S K E T B A L L

// Dan Helder Suns: Played with the Dan Helder Suns, a professional basketball club based in Dan Helder, Netherlands...The Suns play in the BNXT League...Averaged 4.4 points and 4.6 rebounds during the 2021-22 campaign.

// Prep: Attended Golden State Prep in Nappa Valley, California...Was active in the United States for six months before rejoining the Dan Helder in mid-February 2021.

// Personal: Born February 17, 2002...Majoring in Business Management...Son of Lavinia de Brais...Represented his country in the 2022 FIBA U20 World Games...Has one brother, Melvin.



2022-23 SOUTHEAST MISSOURI BASKETBALL

PROFILES



4 Forward ADAM LARSON

R-Fr. // 6-9 // 180 // Fennimore, Wis. // Fennimore H.S.



REDHAWK BASKETBALL

// 2021-22: Redshirted.

// Prep: Started at Fennimore High School since the midway point of his freshman season... Averaged 17.5 points per game as a sophomore and 22.8 as a junior... Concluded his prep career by averaging a double-

double 24.2 points and 10.4 rebounds... Also tallied 4.5 blocks per game and shot 56 percent from the field as a senior... Three-time All-State selection, four-time Southwest Wisconsin Activities League All-Conference pick and the SWAL's Most Valuable Player

in 2020-21... Was his school's all-time leader in scoring and blocked shots.

// Personal: Born June 24, 2002... Majoring in Finance... Son of Troy and Leslie Larson... Has three brothers, Reid, Brady and Evan.



15 Forward JOSH MITCHELL

So. // 6-8 // 215 // Tupelo, Miss. // Northeast Mississippi CC



REDHAWK BASKETBALL

// Northeast Mississippi

CC: Played the last two years at Northeast Mississippi Community College... In 27 games, recorded 5.7 points and 5.9 rebounds per game during the 2021-22 campaign... Helped his team make it to the MACCC Tournament Finals and NJCAA Division I Region

XXIII Semifinals... Helped lead Northeast Mississippi CC to the NJCAA Division I Gulf District Finals and NJCAA Division I Region XXIII Finals in 2020-21... His team won the MACCC North Division Regular Season Championship each of his two years.

// Prep: Averaged a double-double 12.2 points and 11.4 rebounds per game as a senior at Tupelo High School... Averaged 9.9 points and 10.2 rebounds per contest his junior year... Played in 58 career games and finished his prep career with an average of 10.9 points and 10.7 rebounds per contest.

// Personal: Majoring in Construction Management and Design.



3

Guard

AQUAN
SMART

So. // 6-3 // 175 // Evanston, Ill. // Florida International



RED HAWK BASKETBALL

// Florida International:

Appeared in 26 games during the 2021-22 season...Averaged 4.1 points and 1.5 rebounds in 13.1 minutes per game...Made 16-of-41 three-pointers...Reached double figures in the scoring column three times...Tallied 11 points on 3-of-5 shooting from 3-point range and pulled down five rebounds against Trinity (11/12)...Added 13 points and dished out a career-high five assists vs. St. Thomas (1/1)... Had two blocks at UTSA (1/27)... Registered 10 points and made a near-perfect 6-of-7 free

throws at Florida Atlantic (3/5)... Finished the season with 106 points, 39 rebounds, 41 assists, 19 steals and seven blocks.

// Maryland:

Spent the 2020-21 season at Big Ten Conference member Maryland...Saw action in 22 games as a reserve guard, scoring 30 points, grabbing 20 rebounds and dishing out 13 assists...Scored three points and added two rebounds vs. #5 Iowa (1/7)...Had five assists vs. Wingate (1/15)...Notched six points in collegiate debut vs. Old Dominion (11/25).

// Prep: A three-star recruit and the eighth-ranked player out of the state of Illinois... Unanimous Illinois Basketball Coaches Association First-Team 4A All-State pick at Niles North High School...Named Illinois AP Second-Team All-State...As a senior, led Niles North to a 27-6 record in addition to regional and conference championships... Averaged more than 20 points a game as a senior...Averaged 16.3 points, 5.7 rebounds, 2.9 assists and 2.3 steals his junior year...Helped lead Niles North

to 20-win seasons in each of his varsity campaigns.

// Personal: Majoring in General Studies.



2022-23 SOUTHEAST MISSOURI BASKETBALL

PROFILES

SEMO





YEAR IN REVIEW

2022-23 SOUTHEAST MISSOURI BASKETBALL



SEMOREDHAWKS.COM



2022-23 SOUTHEAST MISSOURI BASKETBALL

2021-22 FINAL STATISTICS

All Games (14-18 Overall; 8-5 Home; 5-10 Away; 1-3 Neutral)

							TOTAL			3-PTS			REBOUNDS															
No.	Player	GP	GS	Min	Avg	FG	FGA	Pct	3FG	3FGA	Pct	FT	FTA	Pct	Off	Def	Tot	Avg	PF	FO	A	TO	Blk	Stl	Pts	Avg		
3	Eric Reed, Jr.	30	29	963	32.1	155	367	.422	71	196	.362	101	124	.815	26	69	95	3.2	62	0	52	51	4	30	482	16.1		
1	Phillip Russell	30	30	913	30.4	127	303	.419	48	143	.336	99	135	.733	26	50	76	2.5	74	2	95	65	1	37	401	13.4		
5	Chris Harris	29	6	698	24.1	83	219	.379	35	101	.347	71	93	.763	4	79	83	2.9	45	0	76	61	4	20	272	9.4		
11	DQ Nicholas	28	5	638	22.8	73	151	.483	21	48	.438	62	81	.765	14	78	92	3.3	51	0	48	30	2	20	229	8.2		
10	Manny Patterson	31	24	519	16.7	95	161	.590	1	1	1.000	60	78	.769	62	80	142	4.6	83	1	11	46	19	15	251	8.1		
25	Nygal Russell	31	28	799	25.8	89	210	.424	41	117	.350	27	39	.692	43	158	201	6.5	82	2	64	46	9	24	246	7.9		
21	Nana Akenten	29	3	547	18.9	73	195	.374	40	123	.325	19	36	.528	25	102	127	4.4	63	0	17	16	18	18	205	7.1		
14	Nate Johnson	11	0	111	10.1	24	35	.686	0	0	.000	6	12	.500	8	9	17	1.5	22	0	2	12	4	3	54	4.9		
20	Sam Thompson	22	8	298	13.5	42	76	.553	0	1	.000	16	25	.640	21	28	49	2.2	52	2	6	26	14	7	100	4.5		
33	Dylan Branson	32	25	566	17.7	29	79	.367	10	41	.244	20	31	.645	20	70	90	2.8	76	2	50	46	7	16	88	2.8		
2	Chase Thompson	25	2	258	10.3	19	51	.373	7	26	.269	16	24	.667	6	22	28	1.1	35	1	12	8	4	8	61	2.4		
13	Parker Long	14	0	115	8.2	9	20	.450	7	15	.467	4	6	.667	3	6	9	0.6	4	0	7	3	1	4	29	2.1		
TM	TEAM														31	24	55	1.7				6						
	Total.....	32	32	6425	-	818	1867	.438	281	812	.346	501	684	.732	289	775	1064	33.2	649	10	440	416	87	202	2418	75.6		
	Opponents.....	32	32	6425	-	846	1868	.453	241	696	.346	540	738	.732	320	827	1147	35.8	620	-	421	429	89	205	2473	77.3		

2021-22 Schedule/Results

Date	Opponent	Result	Score	Attendance	Team Statistics	SEMO	Opponent
11-09-21	at Missouri State	W	99-94	4190	SCORING.....	2418	2473
11-13-21	YOUNGSTOWN STATE	L	79-97	1280	Points per game.....	75.6	77.3
11-19-21	ARKANSAS STATE	L	60-72	1145	Scoring margin.....	-1.7	-
11-22-21	MISSOURI BAPTIST	W	71-63	789	FIELD GOALS-ATT.....	818-1867	846-1868
11-26-21	at Incarnate Word !	W	79-76	602	Field goal pct.....	.438	.453
11-27-21	vs. Portland !	L	68-74	100	3 POINT FG-ATT.....	281-812	241-696
11-28-21	vs. Montana State !	L	68-75	124	3-point FG pct.....	.346	.346
12-04-21	WEBSTER UNIVERSITY	W	76-64	672	3-pt FG made per game.....	8.8	7.5
12-08-21	EVANSVILLE	W	75-73	690	FREE THROWS-ATT.....	501-684	540-738
12-11-21	at Purdue Fort Wayne	L	65-78	1073	Free throw pct.....	.732	.732
12-15-21	at Southern Illinois	L	55-80	4030	F-Throws made per game.....	15.7	16.9
12-18-21	at Pepperdine	L	77-83	437	REBOUNDS.....	1064	1147
12-21-21	at California Baptist	L	68-84	2220	Rebounds per game.....	33.2	35.8
12-30-21	at Murray State*	L	81-106	3630	Rebounding margin.....	-2.6	-
01-01-22	AUSTIN PEAY*	W	98-79	580	ASSISTS.....	440	421
01-06-22	at Belmont*	L	62-102	278	Assists per game.....	13.8	13.2
01-08-22	at Tennessee State*	L	84-95	269	TURNOVERS.....	416	429
01-20-22	TENNESSEE STATE*	W	85-63	640	Turnovers per game.....	13.0	13.4
01-22-22	at Eastern Illinois*	W	87-58	869	Turnover margin.....	+0.4	-
01-27-22	MOREHEAD STATE*	L	73-74 OT	1325	Assist/turnover ratio.....	1.1	1.0
01-29-22	SIU EDWARDSVILLE*	W	85-77	935	STEALS.....	202	205
02-03-22	at UT Martin*	L	63-84	506	Steals per game.....	6.3	6.4
02-05-22	EASTERN ILLINOIS*	W	63-56	924	BLOCKS.....	87	89
02-07-22	at SIU Edwardsville*	W	76-47	565	Blocks per game.....	2.7	2.8
02-10-22	at Austin Peay*	L	66-74	1253	WINNING STREAK.....	0	-
02-12-22	BELMONT*	L	72-81	1469	Home win streak.....	0	-
02-17-22	at Tennessee Tech*	L	94-98	1009	ATTENDANCE.....	14125	22940
02-19-22	at Morehead State*	W	92-84	2511	Home games-Avg/Game.....	13-1087	15-1523
02-24-22	UT MARTIN*	W	76-69	742	Neutral site-Avg/Game.....	-	4-25
02-26-22	MURRAY STATE*	L	68-70	2934			
03-03-22	vs. Tennessee State #	W	79-55	-			
03-04-22	vs. Murray State #	L	74-88	-			

* - Ohio Valley Conference Game

Home Games in CAPS

! - Incarnate Word Thanksgiving Invitational (San Antonio, Texas)

- Ohio Valley Conference Tournament

Score by Periods	1st	2nd	OT	OT2	Totals
Southeast Missouri	1142	1267	9	-	2418
Opponents	1152	1311	10	-	2473

2022-23 SOUTHEAST MISSOURI BASKETBALL

2021-22 FINAL STATISTICS



Ohio Valley Conference Games (8-9 Overall; 5-3 Home; 3-6 Away)

						TOTAL			3-PTS			REBOUNDS																			
No.	Player	GP	GS	Min	Avg	FG	FGA	Pct	3FG	3FGA	Pct	FT	FTA	Pct	Off	Def	Tot	Avg	PF	FO	A	TO	Blk	Stl	Pts	Avg					
3	Eric Reed, Jr.	16	15	521	32.6	88	202	.436	40	105	.381	61	73	.836	21	40	61	3.8	30	0	34	29	3	15	277	17.3					
1	Phillip Russell	15	15	476	31.7	63	163	.387	20	75	.267	59	76	.776	11	27	38	2.5	34	1	57	37	0	19	205	13.7					
10	Manny Patterson	16	13	300	18.8	63	101	.624	1	1	1.000	27	35	.771	32	37	69	4.3	48	0	3	21	14	9	154	9.6					
21	Nana Akenten	15	0	281	18.7	49	106	.462	29	74	.392	10	19	.526	13	54	67	4.5	30	0	12	11	8	6	137	9.1					
5	Chris Harris	14	0	298	21.3	34	92	.370	22	51	.431	28	38	.737	2	36	38	2.7	18	0	34	22	2	9	118	8.4					
25	Nygal Russell	17	17	443	26.1	49	125	.392	25	73	.342	13	24	.542	26	73	99	5.8	46	1	42	23	3	10	136	8.0					
11	DQ Nicholas	15	2	340	22.7	31	69	.449	14	27	.519	37	51	.725	7	46	53	3.5	30	0	25	18	0	11	113	7.5					
14	Nate Johnson	1	0	7	7.0	2	2	1.000	0	0	.000	1	2	.500	0	0	0	0.0	3	0	0	0	0	0	5	5.0					
20	Sam Thompson	15	4	200	13.3	28	48	.583	0	1	.000	10	14	.714	13	18	31	2.1	37	2	5	22	11	5	66	4.4					
2	Chase Thompson	12	2	165	13.8	12	27	.444	3	10	.300	12	17	.706	3	13	16	1.3	18	1	9	5	2	6	39	3.3					
33	Dylan Branson	17	17	294	17.3	15	43	.349	5	23	.217	20	28	.714	14	33	47	2.8	46	1	32	26	4	10	55	3.2					
13	Parker Long	10	0	100	10.0	6	15	.400	5	11	.455	3	4	.750	3	4	7	0.7	4	0	7	2	0	3	20	2.0					
TM	TEAM														16	17	33	1.9				4			0						
	TEAM.....	17	17	3425	-	440	993	.443	164	451	.364	281	381	.738	161	398	559	32.9	344	6	260	220	47	103	1325	77.9					
	Opponents.....	17	17	3425	-	457	1000	.457	126	372	.339	277	387	.716	171	415	586	34.5	340	-	219	228	52	113	1317	77.5					

Home Games (8-5 Overall; 5-3 Ohio Valley Conference; 3-2 Non-Conference)

		TOTAL					3-PTS			REBOUNDS																	
No.	Player	GP	GS	Min	Avg	FG	FGA	Pct	3FG	3FGA	Pct	FT	FTA	Pct	Off	Def	Tot	Avg	PF	FO	A	TO	Blk	Stl	Pts	Avg	
3	Eric Reed, Jr.	12	12	399	33.2	65	146	.445	29	79	.367	45	55	.818	6	39	45	3.8	22	0	24	17	2	13	204	17.0	
1	Phillip Russell	11	11	339	30.8	49	109	.450	19	46	.413	29	43	.674	6	13	19	1.7	22	2	38	20	0	13	146	13.3	
10	Manny Patterson	13	10	259	19.9	46	76	.605	1	1	1.000	29	36	.806	26	40	66	5.1	39	0	4	25	8	9	122	9.4	
11	DQ Nicholas	13	4	309	23.8	39	75	.520	7	19	.368	33	39	.846	7	42	49	3.8	21	0	17	16	1	6	118	9.1	
5	Chris Harris	12	3	283	23.6	31	80	.388	14	39	.359	29	42	.690	1	35	36	3.0	20	0	37	25	3	7	105	8.8	
25	Nygal Russell	13	11	354	27.2	35	92	.380	13	50	.260	14	20	.700	20	75	95	7.3	31	0	24	22	3	12	97	7.5	
21	Nana Akenten	12	2	227	18.9	30	75	.400	14	45	.311	10	18	.556	8	38	46	3.8	24	0	6	5	11	6	84	7.0	
20	Sam Thompson	9	3	111	12.3	16	27	.593	0	0	.000	3	6	.500	8	8	16	1.8	18	0	4	14	5	3	35	3.9	
33	Dylan Branson	13	9	228	17.5	10	27	.370	2	15	.133	14	22	.636	10	21	31	2.4	30	0	24	19	6	9	36	2.8	
14	Nate Johnson	3	0	17	5.7	4	7	.571	0	0	.000	0	2	.000	3	0	3	1.0	4	0	0	1	1	0	8	2.7	
2	Chase Thompson	9	0	78	8.7	6	22	.273	2	12	.167	5	7	.714	3	7	10	1.1	10	0	4	3	1	3	19	2.1	
13	Parker Long	5	0	21	4.2	2	4	.500	2	4	.500	1	2	.500	0	2	2	0.4	1	0	0	0	1	0	7	1.4	
TM	TEAM														8	4	12	0.9				1			0		
	Total.....	13	13	2625	-	333	740	.450	103	310	.332	212	292	.726	106	324	430	33.1	242	2	182	168	42	81	981	75.5	
	Opponents.....	13	13	2625	-	328	774	.424	91	280	.325	191	274	.697	137	320	457	35.2	255	-	158	172	32	81	938	72.2	

Away Games (5-10 Overall; 3-6 Ohio Valley Conference; 2-4 Non-Conference)

No.	Player	GP	GS	Min	Avg	TOTAL			3-PTS			REBOUNDS				PF	FO	A	TO	Blk	Stl	Pts	Avg			
						FG	FGA	Pct	3FG	3FGA	Pct	FT	FTA	Pct	Off									Def	Tot	Avg
3	Eric Reed, Jr.	14	13	446	31.9	73	180	.406	31	89	.348	45	55	.818	19	22	41	2.9	28	0	26	30	2	14	222	15.9
1	Phillip Russell	15	15	473	31.5	63	159	.396	23	78	.295	60	77	.779	15	30	45	3.0	38	0	43	37	0	20	209	13.9
5	Chris Harris	13	3	313	24.1	40	104	.385	18	50	.360	35	43	.814	2	31	33	2.5	17	0	32	23	1	9	133	10.2
25	Nygal Russell	14	13	366	26.1	46	97	.474	23	52	.442	13	19	.684	20	67	87	6.2	38	1	35	15	4	9	128	9.1
21	Nana Akenten	13	1	240	18.5	36	94	.383	24	67	.358	5	10	.500	11	46	57	4.4	32	0	10	9	6	5	101	7.8
10	Manny Patterson	14	10	198	14.1	37	67	.552	0	0	.000	20	25	.800	30	25	55	3.9	35	0	3	14	7	4	94	6.7
11	DQ Nicholas	11	1	240	21.8	21	48	.438	9	19	.474	18	28	.643	6	25	31	2.8	25	0	20	11	1	9	69	6.3
14	Nate Johnson	6	0	67	11.2	16	19	.842	0	0	.000	5	9	.556	2	7	9	1.5	12	0	1	8	2	3	37	6.2
20	Sam Thompson	11	5	166	15.1	24	44	.545	0	1	.000	12	17	.706	11	17	28	2.5	27	2	2	11	7	4	60	5.5
33	Dylan Branson	15	12	260	17.3	15	41	.366	7	22	.318	6	9	.667	8	36	44	2.9	40	2	23	19	1	5	43	2.9
13	Parker Long	8	0	92	11.5	7	16	.438	5	11	.455	3	4	.750	3	4	7	0.9	3	0	7	3	0	4	22	2.8
2	Chase Thompson	12	2	139	11.6	9	22	.409	3	10	.300	9	14	.643	2	12	14	1.2	20	1	7	4	2	5	30	2.5
TM	TEAM														17	19	36	2.4			4					
	Total.....	15	15	3000	-	387	891	.434	143	399	.358	231	310	.745	146	341	487	32.5	315	6	209	188	33	91	1148	76.5
	Opponents.....	15	15	3000	-	423	867	.488	127	344	.369	270	356	.758	144	395	539	35.9	287	-	226	196	45	89	1243	82.9



2022-23 SOUTHEAST MISSOURI BASKETBALL

2021-22 FINAL STATISTICS

Non-Conference Games (6-9 Overall; 3-2 Home; 2-4 Away; 1-3 Neutral)

		TOTAL						3-PTS			REBOUNDS																	
No.	Player	GP	GS	Min	Avg	FG	FGA	Pct	3FG	3FGA	Pct	FT	FTA	Pct	Off	Def	Tot	Avg	PF	FO	A	TO	Blk	Stl	Pts	Avg		
3	Eric Reed, jr.	14	14	442	31.6	67	165	.406	31	91	.341	40	51	.784	5	29	34	2.4	32	0	18	22	1	15	205	14.6		
1	Phillip Russell	15	15	437	29.1	64	140	.457	28	68	.412	40	59	.678	15	23	38	2.5	40	1	38	28	1	18	196	13.1		
5	Chris Harris	15	6	400	26.7	49	127	.386	13	50	.260	43	55	.782	2	43	45	3.0	27	0	42	39	2	11	154	10.3		
11	DQ Nicholas	13	3	298	22.9	42	82	.512	7	21	.333	25	30	.833	7	32	39	3.0	21	0	23	12	2	9	116	8.9		
25	Nygal Russell	14	11	356	25.4	40	85	.471	16	44	.364	14	15	.933	17	85	102	7.3	36	1	22	23	6	14	110	7.9		
10	Manny Patterson	15	11	219	14.6	32	60	.533	0	0	.000	33	43	.767	30	43	73	4.9	35	1	8	25	5	6	97	6.5		
14	Nate Johnson	10	0	104	10.4	22	33	.667	0	0	.000	5	10	.500	8	9	17	1.7	19	0	2	12	4	3	49	4.9		
20	Sam Thompson	7	4	98	14.0	14	28	.500	0	0	.000	6	11	.545	8	10	18	2.6	15	0	1	4	3	2	34	4.9		
21	Nana Akenten	14	3	266	19.0	24	89	.270	11	49	.224	9	17	.529	12	48	60	4.3	33	0	5	5	10	12	68	4.9		
13	Parker Long	4	0	15	3.8	3	5	.600	2	4	.500	1	2	.500	0	2	2	0.5	0	0	0	1	1	1	9	2.3		
33	Dylan Branson	15	8	272	18.1	14	36	.389	5	18	.278	0	3	.000	6	37	43	2.9	30	1	18	20	3	6	33	2.2		
2	Chase Thompson	13	0	93	7.2	7	24	.292	4	16	.250	4	7	.571	3	9	12	0.9	17	0	3	3	2	2	22	1.7		
TM	TEAM														15	7	22	1.5				2						
	Total.....	15	15	3000	-	378	874	.432	117	361	.324	220	303	.726	128	377	505	33.7	305	4	180	196	40	99	1093	72.9		
	Opponents.....	15	15	3000	-	389	868	.448	115	324	.355	263	351	.749	149	412	561	37.4	280	-	202	201	37	92	1156	77.1		

Comparison Game-by-Game (SEMO/Opponent)

Opponent	1st	2nd	Score	Mar	Total FG	FG Pct	3-Pointers	3FG Pct	Free Throws	FT Pct	Rebounds (Mar)	Assist	T/Over	Block	Steal	Fouls
Missouri State	45/41	54/53	99-94	+5	32-56/31-60	.571/.517	8-19/7-26	.421/.269	27-34/25-35	.794/.714	33/30 +3	10/13	11/7	2/1	6/6	26/22
Youngstown State	39/37	40/60	79-97	(18)	23-57/31-63	.404/.492	8-24/7-20	.333/.350	25-35/28-36	.714/.778	33/42 (9)	11/13	10/7	4/1	3/3	29/27
Arkansas State	33/39	27/33	60-72	(12)	21-58/26-59	.362/.441	5-19/8-19	.263/.421	13-19/12-14	.684/.857	32/45 (13)	11/15	12/14	2/4	7/6	15/18
Missouri Baptist	31/36	40/27	71-63	+8	22-54/22-58	.407/.379	8-25/4-14	.320/.286	19-22/15-20	.864/.750	35/38 (3)	13/14	20/19	5/1	11/9	19/20
Incarnate Word	34/39	45/37	79-76	+3	28-58/23-56	.483/.411	10-24/8-26	.417/.308	13-18/22-26	.722/.846	31/37 (6)	10/9	10/15	2/2	5/1	21/19
Portland	30/33	38/41	68-74	(6)	26-61/22-57	.426/.386	10-25/7-17	.400/.412	6-10/23-28	.600/.821	35/36 (1)	7/13	15/12	3/4	4/7	23/14
Montana State	31/27	37/48	68-75	(7)	23-59/22-55	.390/.400	6-22/7-23	.273/.304	16-19/24-33	.842/.727	38/39 (1)	12/11	17/17	2/5	8/8	29/18
Webster University	34/31	42/33	76-64	+12	28-67/21-57	.418/.368	6-32/6-13	.188/.462	14-21/16-24	.667/.667	41/43 (2)	14/10	8/16	7/1	9/4	18/19
Evansville	40/38	35/35	75-73	+2	28-54/26-65	.519/.400	7-16/11-37	.438/.297	12-13/10-14	.923/.714	37/31 +6	15/18	10/4	1/4	2/4	14/15
Purdue Fort Wayne	30/36	35/42	65-78	(13)	24-54/27-49	.444/.551	5-20/9-21	.250/.429	12-18/15-19	.667/.789	25/29 (4)	10/13	12/16	1/2	6/3	20/19
Southern Illinois	23/29	32/51	55-80	(25)	22-59/28-47	.373/.596	8-24/12-20	.333/.600	3-4/12-14	.750/.857	26/30 (4)	9/19	14/13	3/3	7/9	13/9
Pepperdine	30/35	47/48	77-83	(6)	30-57/29-65	.526/.446	10-26/8-23	.385/.348	7-10/17-21	.700/.810	29/39 (10)	17/19	21/16	0/1	7/8	19/13
California Baptist	34/43	34/41	68-84	(16)	22-64/30-62	.344/.484	7-29/12-33	.241/.364	17-27/12-20	.630/.600	35/45 (10)	11/22	8/13	1/5	6/4	19/21
Murray State	40/59	41/47	81-106	(25)	25-65/36-64	.385/.536	12-35/11-23	.343/.478	19-23/23-30	.826/.767	34/40 (6)	15/16	15/14	2/5	4/9	19/19
Austin Peay	42/31	56/48	98-79	+19	26-49/26-61	.531/.426	17-28/5-21	.607/.238	29-36/22-38	.806/.579	33/34 (1)	19/15	19/12	5/1	3/11	28/25
Belmont	33/57	29/45	62-102	(40)	22-62/42-70	.355/.600	12-31/8-23	.387/.348	6-8/10-11	.750/.909	29/41 (12)	15/23	15/7	4/5	4/7	10/13
Tennessee State	30/42	54/53	84-95	(11)	25-53/28-46	.472/.609	9-30/5-12	.300/.417	25-34/14-40	.735/.850	21/33 (12)	10/11	9/13	3/6	5/3	28/26
Tennessee State	41/34	44/29	85-63	+22	31-54/21-54	.574/.389	7-20/7-19	.350/.368	16-25/14-22	.640/.636	27/27 -	16/10	10/17	4/1	8/5	17/22
Eastern Illinois	51/32	36/26	87-58	+29	31-63/19-50	.492/.380	15-35/6-16	.429/.375	10-16/14-21	.625/.667	42/27 +15	27/10	12/17	4/1	8/7	22/19
Morehead State	36/29	28/35	73-74	(1)	29-66/27-67	.439/.403	7-26/7-26	.269/.269	8-14/13-23	.571/.565	37/42 (5)	13/12	10/10	1/6	5/5	20/18
SIU Edwardsville	35/31	50/46	85-77	+8	25-59/27-62	.424/.435	7-19/9-25	.368/.360	28-39/14-19	.718/.737	38/30 +8	12/9	11/14	3/3	6/7	20/25
UT Martin	34/38	29/46	63-84	(21)	20-54/27-57	.370/.474	7-21/10-22	.333/.455	16-21/20-25	.762/.800	25/44 (19)	12/12	12/14	3/6	4/3	23/19
Eastern Illinois	34/15	29/41	63-56	+7	23-55/20-51	.418/.392	11-32/8-20	.344/.400	6-13/8-11	.462/.727	26/32 (6)	16/8	16/21	0/2	9/7	15/15
SIU Edwardsville	40/24	36/23	76-47	+29	21-56/14-52	.375/.269	8-25/2-18	.320/.111	26-29/17-24	.897/.708	43/34 +9	10/5	12/15	1/2	9/6	25/25
Austin Peay	32/41	34/33	66-74	(8)	22-54/24-53	.407/.453	5-21/12-27	.238/.444	17-28/14-20	.607/.700	36/33 +3	9/13	12/13	2/2	9/6	22/23
Belmont	35/37	37/44	72-81	(9)	27-63/28-57	.429/.491	7-29/6-22	.241/.273	11-13/19-21	.846/.905	27/32 (5)	15/16	16/16	2/2	7/8	16/18
Tennessee Tech	40/44	54/54	94-98	(4)	32-71/34-64	.451/.531	12-29/7-18	.414/.389	18-20/23-32	.900/.719	43/32 +11	24/24	17/10	2/0	4/13	24/17
Morehead State	41/39	51/45	92-84	+8	31-65/31-72	.477/.431	15-30/10-36	.500/.278	15-20/12-18	.750/.667	35/45 (10)	20/17	8/13	3/4	7/4	24/23
UT Martin	40/32	36/37	76-69	+7	24-52/27-60	.462/.450	3-15/8-24	.200/.333	25-32/7-13	.781/.538	31/30 +1	13/12	9/11	3/3	4/6	15/22
Murray State	37/32	31/38	68-70	(2)	26-52/26-60	.500/.433	10-25/5-20	.400/.250	6-10/13-19	.600/.684	32/30 +2	14/6	17/11	5/3	7/6	16/11
Tennessee State	36/20	43/35	79-55	+24	26-61/21-59	.426/.356	11-30/1-12	.367/.083	16-24/12-17	.667/.706	47/32 +15	18/4	19/19	4/1	11/12	18/22
Murray State	31/51	43/37	74-88	(14)	23-55/30-56	.418/.536	8-26/8-20	.308/.400	20-29/20-30	.690/.667	27/44 (17)	12/9	9/13	3/2	7/8	22/24

2022-23 SOUTHEAST MISSOURI BASKETBALL

2021-22 FINAL STATISTICS



Team Game-by-Game Statistics

	Score	FG-A	Pct.	3FG-A	Pct.	FT-A	Pct.	OFF	DEF	Total	E	A	TO	B	S
Southeast Missouri	W, 99-94	32-56	.571	8-19	.421	27-34	.794	5	28	33	26	10	11	2	6
Missouri State		31-60	.517	7-26	.269	25-35	.714	7	23	30	22	13	7	1	6
Southeast Missouri	L, 79-97	23-57	.404	8-24	.333	25-35	.714	8	25	33	29	11	10	4	3
Youngstown State		31-63	.492	7-20	.350	28-36	.778	12	30	42	27	13	7	1	3
Southeast Missouri	L, 60-72	21-58	.362	5-19	.263	13-19	.684	13	19	32	15	11	12	2	7
Arkansas State		26-59	.441	8-19	.421	12-14	.857	16	29	45	18	15	14	4	6
Southeast Missouri	W, 71-63	22-54	.407	8-25	.320	19-22	.864	8	27	35	19	13	20	5	11
Missouri Baptist		22-58	.379	4-14	.286	15-20	.750	12	26	38	20	14	19	1	9
Southeast Missouri	W, 79-76	28-58	.483	10-24	.417	13-18	.722	8	23	31	21	10	10	2	5
Incarnate Word		23-56	.411	8-26	.308	22-26	.846	11	26	37	19	9	15	2	1
Southeast Missouri	L, 68-74	26-61	.426	10-25	.400	6-10	.600	8	27	35	23	7	15	3	4
Portland		22-57	.386	7-17	.412	23-28	.821	9	27	36	14	13	12	4	7
Southeast Missouri	L, 68-75	23-59	.390	6-22	.273	16-19	.842	8	30	38	29	12	17	2	8
Montana State		22-55	.400	7-23	.304	24-33	.727	10	29	39	18	11	17	5	8
Southeast Missouri	W, 76-64	28-67	.418	6-32	.188	14-21	.667	15	26	41	18	14	8	7	9
Webster University		21-57	.368	6-13	.462	16-24	.667	14	29	43	19	10	16	1	4
Southeast Missouri	W, 75-73	28-54	.519	7-16	.438	12-13	.923	4	33	37	14	15	10	1	2
Evansville		26-65	.400	11-37	.297	10-14	.714	8	23	31	15	18	4	4	4
Southeast Missouri	L, 65-78	24-54	.444	5-20	.250	12-18	.667	5	20	25	20	10	12	1	6
Purdue Fort Wayne		27-49	.551	9-21	.429	15-19	.789	4	25	29	19	13	16	2	3
Southeast Missouri	L, 55-80	22-59	.373	8-24	.333	3-4	.750	11	15	26	13	9	14	3	7
Southern Illinois		28-47	.596	12-20	.600	12-14	.857	3	27	30	9	19	13	3	9
Southeast Missouri	L, 77-83	30-57	.526	10-26	.385	7-10	.700	5	24	29	19	17	21	0	7
Pepperdine		29-65	.446	8-23	.348	17-21	.810	15	24	39	13	19	16	1	8
Southeast Missouri	L, 68-84	22-64	.344	7-29	.241	17-27	.630	9	26	35	19	11	8	1	6
California Baptist		30-62	.484	12-33	.364	12-20	.600	8	37	45	21	22	13	5	4
Southeast Missouri	L, 81-106	25-65	.385	12-35	.343	19-23	.826	13	21	34	19	15	15	2	4
Murray State		36-64	.563	11-23	.478	23-30	.767	10	30	40	19	16	14	5	9
Southeast Missouri	W, 98-79	26-49	.531	17-28	.607	29-36	.806	6	27	33	28	19	19	5	3
Austin Peay		26-61	.426	5-21	.238	22-38	.579	14	20	34	25	15	12	1	11
Southeast Missouri	L, 62-102	22-62	.355	12-31	.387	6-8	.750	11	18	29	10	15	15	4	4
Belmont		42-70	.600	8-23	.348	10-11	.909	11	30	41	13	23	7	5	7
Southeast Missouri	L, 84-95	25-53	.472	9-30	.300	25-34	.735	4	17	21	28	10	9	3	5
Tennessee State		28-46	.609	5-12	.417	34-40	.850	4	29	33	26	11	13	6	3
Southeast Missouri	W, 85-63	31-54	.574	7-20	.350	16-25	.640	5	22	27	17	16	10	4	8
Tennessee State		21-54	.389	7-19	.368	14-22	.636	9	18	27	22	10	17	1	5
Southeast Missouri	W, 87-58	31-63	.492	15-25	.429	10-16	.625	14	28	42	22	27	12	4	8
Eastern Illinois		19-50	.380	6-16	.375	14-21	.667	6	21	27	19	10	17	1	7
Southeast Missouri	L, 73-74 OT	29-66	.439	7-26	.269	8-14	.571	9	28	37	20	13	10	1	5
Morehead State		27-67	.403	7-26	.269	13-23	.565	15	27	42	18	12	10	6	5
Southeast Missouri	W, 85-77	25-59	.424	7-19	.368	28-39	.718	10	28	38	20	12	11	3	6
SIU Edwardsville		27-62	.435	9-25	.360	14-19	.737	7	23	30	25	9	14	3	7
Southeast Missouri	L, 63-84	20-54	.370	7-21	.333	16-21	.762	8	17	25	23	12	12	3	4
UT Martin		27-57	.474	10-22	.455	20-25	.800	16	28	44	19	12	14	6	3
Southeast Missouri	W, 63-56	23-55	.418	11-32	.344	6-13	.462	8	18	26	15	16	16	0	9
Eastern Illinois		20-51	.392	8-20	.400	8-11	.727	8	24	32	15	8	21	2	7
Southeast Missouri	W, 76-47	21-56	.375	8-25	.320	26-29	.897	9	34	43	25	10	12	1	9
SIU Edwardsville		14-52	.269	2-18	.111	17-24	.708	7	27	34	25	5	15	2	6
Southeast Missouri	L, 66-74	22-54	.407	5-21	.238	17-28	.607	16	20	36	22	9	12	2	9
Austin Peay		24-53	.453	12-27	.444	14-20	.700	12	21	33	23	13	13	2	6
Southeast Missouri	L, 72-81	27-63	.429	7-29	.241	11-13	.846	11	16	27	16	15	16	2	7
Belmont		28-57	.491	6-22	.273	19-21	.905	7	25	32	18	16	16	2	8
Southeast Missouri	L, 94-98	32-71	.451	12-29	.414	18-20	.900	16	27	43	24	24	17	2	4
Tennessee Tech		34-64	.531	7-18	.389	23-32	.719	8	24	32	17	24	10	0	13
Southeast Missouri	W, 92-84	31-65	.477	15-30	.500	15-20	.750	12	23	35	24	20	8	3	7
Morehead State		31-72	.431	10-36	.278	12-18	.667	22	23	45	23	17	13	4	4
Southeast Missouri	W, 76-69	24-52	.462	3-15	.200	25-32	.781	4	27	31	15	13	9	3	4
UT Martin		27-60	.450	8-24	.333	7-13	.538	6	24	30	22	12	11	3	6
Southeast Missouri	L, 68-70	26-52	.500	10-25	.400	6-10	.600	5	27	32	16	14	17	5	7
Murray State		26-60	.433	5-20	.250	13-19	.684	9	21	30	11	6	11	3	6
Southeast Missouri	W, 79-55	26-61	.426	11-30	.367	16-24	.667	14	33	47	18	18	19	4	11
Tennessee State		21-59	.356	1-12	.083	12-17	.706	7	25	32	22	4	19	1	12
Southeast Missouri	L, 74-88	23-55	.418	8-26	.308	20-29	.690	7	20	27	22	12	9	3	7
Murray State		30-56	.536	8-20	.400	20-30	.667	13	31	44	24	9	13	2	8



2022-23 SOUTHEAST MISSOURI BASKETBALL

2021-22 FINAL STATISTICS

Game-by-Game Leaders

Opponent	W/L	Score	Points	Rebounds	Assists	Blocks	Steals
Missouri State	W	99-94	Reed, Jr. - 21	Patterson - 7	Harris - 4	Akenten, Nicholas - 1	Reed, Jr. - 2
Youngstown State	L	79-97	Reed, Jr., Nicholas - 17	N. Russell - 11	Harris - 4	Akenten - 2	Harris - 2
Arkansas State	L	60-72	Reed, Jr. - 13	N. Russell - 9	Reed, Jr. - 3	S. Thompson, Akenten - 1	Akenten, Reed, Jr. - 3
Missouri Baptist	W	71-63	P. Russell - 18	Patterson - 7	Harris - 5	Akenten - 3	P. Russell, N. Russell - 4
Incarnate Word	W	79-76	Reed, Jr. - 23	Patterson, N. Russell, Akenten - 5	Harris - 4	Johnson - 2	Reed, Jr., Johnson - 2
Portland	L	68-74	P. Russell - 19	Akenten - 9	P. Russell - 4	Patterson, Johnson Akenten - 1	Akenten - 2
Montana State	L	68-75	P. Russell - 21	Akenten - 10	P. Russell, Harris - 3	P. Russell, C. Thompson - 1	Harris, Nicholas - 2
Webster University	W	76-64	Reed, Jr. - 26	Patterson - 9	P. Russell, Reed, Jr. - 4	Harris - 2	Johnson - 3
Evansville	W	75-73	P. Russell - 24	N. Russell - 15	P. Russell, Harris - 4	C. Thompson - 1	P. Russell - 2
Purdue Fort Wayne	L	65-78	P. Russell - 17	Harris - 6	Harris - 3	Akenten - 1	P. Russell - 2
Southern Illinois	L	55-80	Harris - 12	N. Russell - 7	P. Russell, N. Russell - 3	N. Russell, Akenten, Branson - 1	Reed, Jr., Harris - 2
Pepperdine	L	77-83	P. Russell - 25	N. Russell - 10	Harris - 6	-	P. Russell - 4
California Baptist	L	68-84	P. Russell - 17	N. Russell - 7	Reed, Jr., Harris - 3	N. Russell - 1	S. Thompson - 2
Murray State	L	81-106	Reed, Jr. - 20	Akenten, Branson - 6	P. Russell - 6	S. Thompson, N. Russell - 1	Four tied with - 1
Austin Peay	W	98-79	Reed, Jr. - 34	Reed, Jr. - 8	Branson - 6	Patterson - 2	Three tied with - 1
Belmont	L	62-102	Reed, Jr. - 22	N. Russell - 5	Long - 4	Three tied with - 1	Four tied with - 1
Tennessee State	L	84-95	P. Russell, Jr. - 22	P. Russell - 4	N. Russell - 3	S. Thompson - 2	Nicholas - 3
Tennessee State	W	85-63	Akenten - 17	N. Russell - 7	P. Russell - 7	Four tied with - 1	P. Russell, N. Russell - 2
Eastern Illinois	W	87-58	Branson - 15	Three tied with - 6	P. Russell - 8	Akenten - 2	C. Thompson, Nicholas - 2
Morehead State	L	73-74 ^{OT}	Harris - 22	Nicholas, N. Russell - 9	N. Russell - 4	S. Thompson - 1	Reed, Jr. - 4
SIU Edwardsville	W	85-77	Reed, Jr., Nicholas - 18	N. Russell - 11	Harris - 6	Three tied with - 1	Patterson - 3
UT Martin	L	63-84	Patterson, Reed, Jr. - 12	Akenten, N. Russell - 5	P. Russell, Akenten - 3	Three tied with - 1	Four tied with - 1
Eastern Illinois	W	63-56	Reed, Jr. - 21	Branson - 6	P. Russell, Harris - 4	-	Branson, S. Thompson - 2
SIU Edwardsville	W	76-47	P. Russell - 35	P. Russell - 10	P. Russell - 4	Patterson - 1	P. Russell - 5
Austin Peay	L	66-74	P. Russell - 18	N. Russell - 13	Reed, Jr. - 3	Patterson, S. Thompson - 1	Three tied with - 2
Belmont	L	72-81	Patterson - 20	Akenten - 7	Branson - 5	Reed, Jr., S. Thompson - 1	N. Russell - 3
Tennessee Tech	L	94-98	Reed, Jr. - 35	Patterson - 10	Nicholas - 6	Patterson - 2	Four tied with - 1
Morehead State	W	92-84	Reed, Jr. - 28	Akenten - 11	P. Russell - 6	S. Thompson - 2	Reed, Jr., Harris - 2
UT Martin	W	76-69	Reed, Jr. - 21	Harris - 8	P. Russell - 4	Three tied with - 1	Four tied with - 1
Murray State	L	68-70	Patterson - 12	Patterson - 10	Harris - 8	Patterson - 3	Patterson, Reed, Jr. - 2
Tennessee State	W	79-55	Reed, Jr. - 22	Patterson - 10	Nicholas - 5	Patterson, N. Russell - 2	Patterson, N. Russell, Nicholas, Akenten - 2
Murray State	L	74-88	Nicholas - 20	Nicholas, N. Russell - 5	P. Russell, Nicholas - 4	S. Thompson - 2	P. Russell, Akenten - 2



Game-by-Game Starters

Opponent	W/L	Score	Guard	Guard	Guard	Guard	Forward	First Man Off the Bench
Missouri State	W	99-94	P. Russell	Reed, Jr.	Harris	Akenten	S. Thompson	Patterson, 11 pts., 7 reb., 18 min.
Youngstown State	L	79-97	P. Russell	Reed, Jr.	Harris	Akenten	S. Thompson	Patterson, 6 pts., 3 reb., 16 min.
Arkansas State	L	60-72	P. Russell	Reed, Jr.	Nicholas	Akenten	S. Thompson	N. Russell, 2 pts., 9 reb., 24 min.
Missouri Baptist	W	71-63	P. Russell	Reed, Jr.	N. Russell	Branson	Patterson	Johnson, 3 min.
Incarnate Word	W	79-76	P. Russell	Reed, Jr.	N. Russell	Branson	Patterson	Harris, 13 pts., 3 reb., 4 assists, 26 min.
Portland	L	68-74	P. Russell	Reed, Jr.	N. Russell	Branson	Patterson	Johnson, 4 pts., 4 reb., 15 min.
Montana State	L	68-75	P. Russell	Reed, Jr.	N. Russell	Branson	Patterson	Johnson, 5 pts., 1 reb., 12 min.
Webster University	W	76-64	P. Russell	Reed, Jr.	Harris	N. Russell	Patterson	Johnson, 6 pts., 3 reb., 8 min.
Evansville	W	75-73	P. Russell	Nicholas	Harris, N. Russell	Patterson	Akenten, 7 pts., 4 reb., 25 min.	
Purdue Fort Wayne	L	65-78	P. Russell	Reed, Jr.	Nicholas	Harris (G)	Patterson	Johnson, 4 pts., 3 reb., 14 min.
Southern Illinois	L	55-80	P. Russell	Reed, Jr.	Harris	N. Russell	Patterson	Nicholas, 5 pts., 11 min.
Pepperdine	L	77-83	P. Russell	Reed, Jr.	N. Russell	Branson	Patterson	Harris, 8 pts., 6 assists, 22 min.
California Baptist	L	68-84	P. ;Russell	Reed, Jr.	N. Russell	Branson	S. Thompson	Johnson, 8 pts., 1 reb., 9 min.
Murray State	L	81-106	P. Russell	Reed, Jr.	N. Russell	Branson	S. Thompson	Harris, 15 pts., 4 reb., 27 min.
Austin Peay	W	98-79	P. Russell	Reed, Jr.	N. Russell	Branson	S. Thompson	Nicholas, 14 pts., 3 reb., 3 assists, 22 min.
Belmont	L	62-102	P. Russell	Reed, Jr.	N. Russell	Branson	S. Thompson	Patterson, 4 pts., 13 min.
Tennessee State	L	84-95	P. Russell	Reed, Jr.	N. Russell	Branson	S. Thompson	Akenten, 16 pts., 3 reb., 22 min.
Tennessee State	W	85-63	P. Russell	Reed, Jr.	N. Russell	Branson	Patterson	Nicholas, 3 pts., 2 reb., 12 min.
Eastern Illinois	W	87-58	P. Russell	Reed, Jr.	N. Russell	Branson	Patterson	C. Thompson, 3 assists, 4 reb., 23 min.
Morehead State	L	73-74	Nicholas	Reed, Jr.	N. Russell	Branson	Patterson	Akenten, 2 pts., 2 reb., 17 min.
SIU Edwardsville	W	85-77	Nicholas	Reed, Jr.	N. Russell	Branson	Patterson	Akenten, 11 pts., 7 reb., 22 min.
UT Martin	L	63-84	P. Russell	Reed, Jr.	N. Russell	Branson	Patterson	S. Thompson, 3 pts., 8 min.
Eastern Illinois	W	63-56	P. Russell	Reed, Jr.	N. Russell	Branson	Patterson	S. Thompson, 1 pt., 7 min.
SIU Edwardsville	W	76-47	P. Russell	C. Thompson	N. Russell	Branson	Patterson	S. Thompson, 3 pts., 1 reb., 15 min.
Austin Peay	L	66-74	P. Russell	C. Thompson	N. Russell	Branson	Patterson	Reed, Jr. - 2 pts., 3 assists, 29 min.
Belmont	L	72-81	P. Russell	Reed, Jr.	N. Russell	Branson	Patterson	S. Thompson, 4 pts., 1 reb., 13 min.
Tennessee Tech	L	94-98	P. Russell	Reed, Jr.	N. Russell	Branson	Patterson	S. Thompson, 7 pts., 3 reb., 9 min.
Morehead State	W	92-84	P. Russell	Reed, Jr.	N. Russell	Branson	Patterson	S. Thompson, 3 pts., 4 reb., 17 min.
UT Martin	W	76-69	P. Russell	Reed, Jr.	N. Russell	Branson	Patterson	S. Thompson, 6 pts., 1 reb., 8 min.
Murray State	L	68-70	P. Russell	Reed, Jr.	N. Russell	Branson	Patterson	Harris - 7 pts., 4 reb., 8 assists, 25 min.
Tennessee State	W	79-55	P. Russell	Reed, Jr.	N. Russell	Branson	Patterson	Nicholas - 10 pts., 3 reb., 5 assists, 32 min.
Murray State	L	74-88	P. Russell	Reed, Jr.	N. Russell	Branson	Patterson	Akenten - 11 pts., 2 reb., 2 steals, 17 min.

Starting Lineup Combinations

Record	Guard	Guard	Guard	Guard	Forward
1-1	P. Russell	Reed, Jr.	Harris	Akenten	S. Thompson
0-1	P. Russell	Reed, Jr.	Nicholas	Akenten	S. Thompson
8-8	P. Russell	Reed, Jr.	N. Russell	Branson	Patterson
1-1	P. Russell	Reed, Jr.	Harris	N. Russell	Patterson
1-0	P. Russell	Nicholas	Harris	N. Russell	Patterson
0-1	P. Russell	Reed, Jr.	Harris	Nicholas (G)	Patterson
1-4	P. Russell	Reed, Jr.	N. Russell	Branson	S. Thompson
1-1	Nicholas	Reed, Jr.	N. Russell	Branson	Patterson
1-1	P. Russell	C. Thompson	N. Russell	Branson	Patterson



2022-23 SOUTHEAST MISSOURI BASKETBALL

2021-22 FINAL STATISTICS

2021-22 Game-by-Game Leaders Summary (# of Games)

Points

Eric Reed, Jr.	15
Phillip Russell	10
Manny Patterson	3
DQ Nicholas	3
Chris Harris	2
Nana Akenten	1
Dylan Branson	1

Rebounds

Nygall Russell	14
Nana Akenten	8
Manny Patterson	8
Phillip Russell	2
Eric Reed, Jr.	2
Dylan Branson	2
Chris Harris	2
DQ Nicholas	2

Assists

Chris Harris	13
Phillip Russell	13
Eric Reed, Jr.	4
DQ Nicholas	3
Nygall Russell	3
Dylan Branson	2
Parker Long	1
Nana Akenten	1

Blocks

Nana Akenten	11
Manny Patterson	11
Sam Thompson	10
Nygall Russell	4
Chase Thompson	3
Eric Reed, Jr.	3
Dylan Branson	3
Nate Johnson	2
Chris Harris	2
DQ Nicholas	1
Phillip Russell	1

Steals

Phillip Russell	12
Eric Reed, Jr.	10
DQ Nicholas	9
Nygall Russell	7
Chris Harris	6
Dylan Branson	5
Manny Patterson	5
Nana Akenten	5
Sam Thompson	3
Parker Long	1
Nate Johnson	1
Chase Thompson	1

Dunks (# for 2021-22 Season)

Nygall Russell	9
Nana Akenten	7
Sam Thompson	5
Nate Johnson	1
Chris Harris	1
Manny Patterson	1

Games Played/Started

	2021-22	Career
Nygall Russell	31/28	117/51
DQ Nicholas	28/5	85/51
Chris Harris	29/6	57/32
Nana Akenten	29/3	56/27
Eric Reed, Jr.	30/29	57/51
Dylan Branson	32/25	59/33
Nate Johnson	11/0	36/0
Manny Patterson	31/24	53/36
Parker Long	14/0	29/0
Phillip Russell	30/30	30/30
Chase Thompson	25/2	25/2
Sam Thompson	22/9	22/9

Career Ledger

Double-Digit Point Games

	2021-22	Career
Eric Reed, Jr.	23	36
Chris Harris	14	34
DQ Nicholas	10	31
Nygall Russell	11	24
Nana Akenten	10	21
Phillip Russell	20	20
Manny Patterson	10	13
Nate Johnson	1	2
Sam Thompson	2	2
Dylan Branson	1	2
Chase Thompson	1	1

Double-Digit Rebound Games

	2021-22	Career
Nygall Russell	5	6
Nana Akenten	2	4
Manny Patterson	2	2
DQ Nicholas	-	1
Phillip Russell	1	1

20+ Point Games

	2021-22	Career
Eric Reed, Jr.	11	14
Phillip Russell	6	6
DQ Nicholas	-	4
Chris Harris	1	3
Manny Patterson	2	3
Nygall Russell	-	1

30-Point Games

	2021-22	Career
Eric Reed, Jr.	2	2
Phillip Russell	1	1

8+ Rebound Games

	2021-22	Career
Nygall Russell	8	12
Nana Akenten	3	8
DQ Nicholas	1	5
Manny Patterson	4	4
Eric Reed, Jr.	1	1
Phillip Russell	1	1
Chris Harris	1	1

5+ Assist Games

	2021-22	Career
Chris Harris	4	12
DQ Nicholas	2	10
Nygall Russell	-	6
Phillip Russell	4	4
Eric Reed, Jr.	2	3
Nana Akenten	-	1
Dylan Branson	2	2

3+ Steal Games

	2021-22	Career
DQ Nicholas	2	6
Nygall Russell	2	6
Nana Akenten	1	4
Eric Reed, Jr.	2	4
Jordan Love	-	3
Chris Harris	-	3
Phillip Russell	3	3
Manny Patterson	1	1

Double-Doubles

	2021-22	Career
Nygall Russell	3	3
Manny Patterson	3	3
Nana Akenten	-	2
Phillip Russell	1	1

SEMO's 2021-22 Record:

At Home	8-5
On the Road	5-10
At Neutral Sites	1-3
In Ohio Valley Conference Games	8-9
In November	3-4
In December	2-5
In January	4-3
In February	4-5
In March	1-1
Leading at the Half	12-4
Trailing at the Half	2-14
Tied at the Half	0-0
In Overtime Games	0-1
The Redhawks Score First	10-7
In 1-4 Point Games	2-3
In 5-9 Point Games	6-5
In 10-14 Point Games	1-3
In 15+ Point Games	5-7
Leading with Five Minutes Left in Regulation	14-2
Trailing with Five Minutes Left in Regulation	0-16
Tied with Five Minutes Left in Regulation	0-0
Scoring Less than 50 Points	0-0
Scoring 50-59 Points	0-1
Scoring 60-69 Points	1-9
Scoring 70-79 Points	7-5
Scoring 80-89 Points	3-2
Scoring 90-99 Points	3-1
Scoring 100 or more Points	0-0
Giving up Less Than 50 Points	1-0
Giving up 50-59 Points	3-0
Giving up 60-69 Points	4-0
Giving up 70-79 Points	4-7
Giving up 80-89 Points	1-6
Giving up 90-99 Points	1-3
Giving up 100 or more Points	0-2
Shooting 50% or Better from the Field	4-2
Shooting Less Than 50% from the Field	10-16
Opponent Shoots 50% or Better from the Field	1-7
Opponent Shoots Less Than 50% from the Field	13-11
Outshooting Opponent	13-3
Outshot by Opponent	1-15
Field Goal Percentage is Tied	0-0
Shooting 50% or Better from 3-Point Range	2-0
Shooting Less Than 50% from 3-Point Range	12-18
Opponent Shoots 50% or Better from 3-Point Range	0-1
Opponent Shoots Less Than 50% from 3-Point Range	14-17
Shooting 50% or Better from the Free Throw Line	13-18
Shooting Less Than 50% from the Free Throw Line	1-0
Opponent Shoots 50% or Better from the Free Throw Line	14-18
Opponent Shoots Less Than 50% from the Free Throw Line	0-0
Shooting More Free Throws Than Opponent	7-1
Shooting Less Free Throws Than Opponent	7-17
Free Throws are Tied	0-0
SEMO's Starters Outscore Opponent's Starters	8-2
Opponent's Starters Outscore SEMO's Starters	6-16
Starter Scoring is Tied	0-0
Bench Outscores Opponent	11-10
Opponent Bench Outscores Southeast	3-8
Bench Scoring is Tied	0-0
Bench Contributes Double Figures in Points	13-17
No Redhawk Players Score Double Figures	0-0
Two Redhawk Players Score Double Figures	0-3
3+ Redhawk Players Score Double Figures	13-15
Outrebounding an Opponent	7-3
Opponent Outrebounds SEMO	6-15
Rebounds are Tied	1-0
Getting 10+ Assists	14-14
Getting 10+ Steals	2-0
Getting 5+ Blocks	3-1
Forcing more Turnovers than Opponent	9-8
Committing more Turnovers than Opponent	4-7
Turnovers are Tied	1-3



Game 1

Southeast Missouri 99 Missouri State 94

November 9, 2021 • JQH Arena • Springfield, Mo.



SPRINGFIELD, Mo.

Eric Reed, Jr. scored 21 points and made a huge 3-pointer with 11

seconds left to lead Southeast Missouri to a 99-94 victory over Missouri State in a slugfest at JQH Arena.

In a game with a championship type feel, in-state foes SEMO and MSU went back-and-forth in a matchup that featured 11 ties, nine lead changes and 69 free throws attempted.

MSU, although never leading for the final 15:34 of the game, was either tied or within one or two points several times during that stretch. After Manny Patterson

grabbed the rebound off a Reed, Jr. miss, Patterson scored, was fouled and converted a 3-point play to give SEMO an 88-80 lead with 4:41 to go.

Nana Akenten later knocked down a 3-pointer to put the Redhawks ahead by eight again, this time at 95-87 with 1:49 on the clock.

The Bears answered Akenten's three with a 7-1 run and closed SEMO's lead to 96-94 on a 3-pointer by Demarcus Sharp with 42 seconds left.

On SEMO's ensuing possession, Akenten dished to Reed, Jr. who drained a 3-pointer from the right side with 11 seconds remaining before DQ Nicholas stole the ball from Sharp to bury the Bears for good.

Game 2

Youngstown State 97 Southeast Missouri 79

November 13, 2021 • Show Me Center • Cape Girardeau, Mo.



CAPE GIRARDEAU, Mo. -

Southeast Missouri fell victim to a big second half run

and couldn't recover in a 97-79 loss to Youngstown State.

SEMO held a 39-37 lead at halftime, but things quickly slipped away from the Redhawks in the final 20 minutes.

Down, 54-52, following a free throw by Eric Reed, Jr. with 13:16 remaining in the game, YSU went on a 15-0 run to build a 17-point advantage (69-52). Garrett Covington contributed five points to help key the surge.

The Penguins took their largest lead at 84-60 when Luke Chicone

converted a 3-point play at the 5:34 mark. SEMO didn't get YSU's lead lower than 18 points the rest of the way.

DQ Nicholas scored 12 of his 17 points in the first half, where SEMO's largest lead was 37-32 with 2:27 to go. Nygal Russell's two free throws gave the Redhawks that five-point advantage.

Reed, Jr. and Nicholas paced SEMO with 17 points each, while Russell added a double-double 11 points and 11 rebounds. For Russell, it was the first double-double of his career. Phillip Russell scored 11 points for his first double-digit game as a Redhawk.

Box Score

SEMO (1-0)	FG	3P	FT	O/D	REB	F	PTS	A	TO	B	S	M
Sam Thompson, f	2-2	0-0	1-2	0/0	0	3	5	0	1	0	0	10
Phillip Russell, g	0-5	0-2	3-4	0/3	3	3	3	2	1	0	1	25
Eric Reed, Jr., g	6-13	2-5	7-7	1/1	2	2	21	0	3	0	2	35
Chris Harris, g	7-10	0-1	5-9	0/3	3	2	19	4	3	0	0	35
Nana Akenten, g	5-7	3-4	0-0	0/3	3	4	13	1	0	1	0	21
Chase Thompson	1-3	1-3	1-2	0/1	1	2	4	0	0	0	0	9
Manny Patterson	2-5	0-0	7-7	3/4	7	4	11	0	1	0	0	18
DQ Nicholas	1-2	0-1	2-2	0/4	4	2	4	1	1	1	1	19
Parker Long	2-2	1-1	0-0	0/0	0	0	5	0	1	0	1	5
Nygal Russell	6-6	1-1	1-1	0/6	6	4	14	2	0	0	1	18
Dylan Branson	0-1	0-1	0-0	0/0	0	0	0	0	0	0	0	5
TEAM				1/3	4							
Totals	32-56	8-19	27-34	5/28	33	26	99	10	11	2	6	200
MSU (0-1)	FG	3P	FT	O/D	REB	F	PTS	A	TO	B	S	M
Donovan Clay, f	8-10	1-2	3-5	2/2	4	3	20	2	0	0	1	36
Gaige Prim, f	8-11	0-1	12-16	4/11	15	4	28	3	1	1	1	32
Demarcus Sharp, g	4-10	2-4	2-4	0/2	2	4	12	2	2	0	1	26
Isiah Mosley, g	5-10	0-4	6-6	1/1	2	4	16	1	1	0	0	30
Ja'Monta Black, g	1-3	0-2	0-0	0/4	4	2	2	3	1	0	0	29
Isaac Haney	0-2	0-2	0-0	0/1	1	1	0	0	0	0	0	4
Jaylen Minnett	4-10	4-9	2-2	0/1	1	3	14	1	2	0	2	31
Lu'cye Patterson	0-3	0-2	0-2	0/1	1	0	0	1	0	0	0	10
Dawson Carper	1-1	0-0	0-0	0/0	0	1	2	0	0	0	1	2
Totals	31-60	7-26	25-35	7/23	30	22	94	13	7	1	6	200
By Periods	1	2	Final									
Southeast Missouri	45	54	99									
Missouri State	41	53	94									

FG Percentage: SEMO 57.1, MSU 51.7 3-Point FG Percentage: SEMO 42.1, MSU 26.9

FT Percentage: SEMO 79.4, MSU 71.4 Attendance: 4190

Box Score

YSU (1-1)	FG	3P	FT	O/D	REB	F	PTS	A	TO	B	S	M
Michael Akuchie, f	5-9	0-1	6-7	2/4	6	4	16	1	2	0	0	29
Tevin Olison, g	9-16	4-7	5-7	2/4	6	1	27	4	0	0	1	37
Dwayne Cohill, g	4-9	0-2	2-2	0/4	4	4	10	1	3	0	1	25
S. Rathen-Mayes, g	2-3	1-1	10-11	1/0	1	4	15	2	1	0	0	24
Garrett Covington, g	7-15	2-5	2-3	2/8	10	3	18	0	1	0	1	34
Jamir Thomas	2-3	0-1	0-1	2/0	2	2	4	0	0	0	0	11
Luke Chicone	2-5	0-1	3-5	0/4	4	5	7	4	0	1	0	17
Myles Hunter	0-1	0-0	0-0	0/2	2	2	0	0	0	0	0	11
Chris Shelton	0-2	0-2	0-0	0/2	2	2	0	1	0	0	0	11
TEAM				3/3	6							
Totals	31-63	7-20	28-36	12/31	43	27	97	13	7	1	3	200
SEMO (1-1)	FG	3P	FT	O/D	REB	F	PTS	A	TO	B	S	M
Sam Thompson, f	0-1	0-0	0-0	0/0	0	2	0	0	2	0	0	7
Phillip Russell, g	4-8	3-4	0-0	1/0	1	5	11	1	2	0	0	17
Eric Reed, Jr., g	3-13	1-7	10-12	0/3	3	2	17	2	0	0	0	31
Chris Harris, g	2-6	1-1	4-7	0/1	1	3	9	4	4	0	2	22
Nana Akenten, g	0-4	0-3	1-4	0/5	5	4	1	1	0	2	0	25
Chase Thompson	1-4	1-4	0-0	0/1	1	4	3	1	0	0	0	11
Manny Patterson	2-3	0-0	2-3	2/1	3	3	6	0	1	0	0	16
DQ Nicholas	7-8	0-0	3-3	0/4	4	1	17	0	1	1	0	28
Parker Long	1-2	1-2	1-2	0/2	2	0	4	0	0	1	0	7
Nygal Russell	3-7	1-2	4-4	4/7	11	1	11	0	0	0	1	25
Dylan Branson	0-1	0-1	0-0	0/1	1	4	0	2	0	0	0	13
TEAM				1/1	2							
Totals	23-57	8-24	25-35	8/26	34	29	79	11	10	4	3	200
By Periods	1	2	OT	Final								
Youngstown State	37	60	-	97								
Southeast Missouri	39	40	-	79								

FG Percentage: YSU 49.2, SEMO 40.4 3-Point FG Percentage: YSU 35.0, SEMO 33.3

FT Percentage: SEMO 77.8, SEMO 71.4 Attendance: 1280



2022-23 SOUTHEAST MISSOURI BASKETBALL

GAME SUMMARIES/BOX SCORES

Game 3

Arkansas State 72 Southeast Missouri 60

November 19, 2021 • Show Me Center • Cape Girardeau, Mo.



CAPE GIRARDEAU, Mo. -

Eric Reed, Jr. scored 15 points and freshman Phillip Russell

added 13 as Southeast Missouri dropped a 72-60 decision to Arkansas State.

Reed, Jr. scored double figures for the fourth-straight game dating back to last season, while Russell reached double-digits in the scoring column for the second game in a row.

SEMO led for just 44 seconds in the contest. DQ Nicholas (21-20) and Nate Johnson (23-22) each made layups to give the Redhawks their only leads.

ASU, after leading 39-33 at halftime, used a 12-0 run to put the game out of reach. Preseason Sun Belt Conference Player of the Year Norchad Omir made two free throws to cap the jaunt that put the Red Wolves ahead, 56-38, with a little over 14 minutes to go.

After that, SEMO never pulled within single digits.

The Redhawks shot just 28 percent (7-of-25) from the field and went 1-of-11 from 3-point range in the second half. For the game, SEMO finished with a 36.2 percent (21-of-58) clip from the floor.

Reed, Jr. made 6-of-13 field goals and knocked down a pair of 3-pointers to go along with three assists and three steals.

Game 4

Missouri Baptist 63 Southeast Missouri 71

November 22, 2021 • Show Me Center • Cape Girardeau, Mo.



CAPE GIRARDEAU, Mo. -

Phillip Russell scored 18 points, while Chris Harris (16) and Nana

Akenten (15) combined for 31 points off the bench to lead Southeast Missouri to its first home win of the season, a 71-63 victory over Missouri Baptist.

SEMO overcame a 15-point deficit to get by NAIA member MBU. The Redhawks improved to 20-0 all-time against the Spartans and posted their 31st consecutive win over a non-Division I opponent.

It was a tale of two halves for the Redhawks, who trailed for the majority of the first half before taking control of the final 20 minutes.

Akenten's layup gave SEMO a 45-44 edge with 12:49 left to play, the Redhawks first lead since the 18:16 mark of the first half.

After Jadis White made a layup to regain a 53-51 advantage for MBU, SEMO went on an 8-0 run to build a six-point cushion. Eric Reed, Jr. buried a 3-pointer and Russell got a steal that led to a dunk by Akenten. Harris then converted a 3-point play to widen the Redhawks lead to 59-53.

Akenten, who missed a trey earlier in the possession, knocked down a big 3-pointer off an assist by Harris to push SEMO's lead to 62-55 with 5:24 to go. DQ Nicholas rebounded the ball off Akenten's missed shot from long range.

Box Score

ASU (3-1)	FG	3P	FT	Q/D	REB	E	PTS	A	TO	B	S	M
Norchad Omir, f	7-10	1-1	3-4	3/9	12	4	18	3	3	1	1	27
Keyon Wesley, f	1-4	0-0	0-0	3/2	5	4	2	1	0	0	0	26
Caleb Fields, g	6-14	2-2	2-2	1/5	6	2	16	7	3	0	1	35
Desi Sills, g	3-8	0-2	3-4	0/5	5	3	9	1	3	0	1	30
Marquis Eaton, g	2-9	2-6	2-2	1/1	2	3	8	2	4	0	1	32
Markise Davis	1-3	0-2	2-2	1/0	1	0	4	0	0	0	0	12
Avery Felts	3-4	3-4	0-0	0/2	2	0	9	0	1	2	1	20
Christian Willis	0-2	0-2	0-0	1/1	2	0	0	0	0	0	0	5
Antwon Jackson	3-5	0-0	0-0	1/2	3	2	6	1	0	1	1	13
TEAM				5/2	7							
Totals.....	26-59	8-19	12-14	16/29	45	18	72	15	14	4	6	200
SEMO (1-2)	FG	3P	FT	Q/D	REB	E	PTS	A	TO	B	S	M
Sam Thompson, f	2-7	0-0	1-2	3/1	4	0	5	1	0	1	0	16
Nana Akenten, f	1-6	1-4	2-2	2/1	3	2	5	0	0	1	3	22
Phillip Russell, g	3-8	2-5	5-6	0/1	1	2	13	2	1	0	0	29
Eric Reed, Jr., g	6-13	2-4	1-2	1/1	2	2	15	3	1	0	3	34
DQ Nicholas, g	3-10	0-2	2-2	2/3	5	0	8	1	3	0	0	26
Chris Harris	0-2	0-1	2-2	0/2	2	2	2	0	2	0	0	14
Manny Patterson	3-4	0-0	0-0	2/1	3	4	6	0	3	0	0	12
Nate Johnson	1-2	0-0	0-1	0/0	0	2	2	0	0	0	0	6
Nygal Russell	1-5	0-3	0-0	3/6	9	0	2	2	1	0	0	24
Dylan Branson	1-1	0-0	0-2	0/3	3	1	2	2	1	0	1	17
Totals.....	21-58	5-19	13-19	13/19	32	15	60	11	12	2	7	200
By Periods	1	2	Final									
Arkansas State	39	33	72									
Southeast Missouri	33	27	60									

FG Percentage: ASU 44.1, SEMO 36.2 3-Point FG Percentage: ASU 42.1, SEMO 26.3

FT Percentage: ASU 85.7, SEMO 68.4 Attendance: 1145

Box Score

MBU (5-3)	FG	3P	FT	Q/D	REB	E	PTS	A	TO	B	S	M
River Reed, f	1-6	1-2	2-4	2/3	5	3	5	1	3	0	1	22
Jadis White, g	6-13	1-2	8-8	2/6	8	2	21	3	5	0	1	37
Brendon Hardy, g	3-8	1-4	3-4	0/2	2	3	10	4	2	0	3	32
RJ Pair, g	1-5	1-4	0-0	0/1	1	0	3	0	1	0	0	18
John Yaeger, g	3-9	0-0	0-0	1/3	4	2	6	1	3	0	0	23
Tyrell Andrews	2-7	0-1	2-3	1/1	2	4	6	4	2	0	3	24
Gerald Moore	0-0	0-0	0-0	0/0	0	0	0	0	0	0	0	1
Daishaun Woods	4-5	0-0	0-0	0/0	0	4	8	0	1	0	0	11
Billy Francis, Jr.	0-1	0-1	0-0	0/1	1	0	0	0	0	0	0	4
Luke Hicks	0-0	0-0	0-0	0/3	3	0	0	0	0	0	1	10
Mujtaba Alkhalidi	0-1	0-0	0-0	1/1	2	0	0	0	1	0	0	3
Ryan Pollard	2-3	0-0	0-1	1/3	4	2	4	1	1	1	0	15
TEAM				4/2	6							
Totals.....	22-58	4-14	15-20	12/26	38	20	63	14	19	1	9	200
SEMO (2-2)	FG	3P	FT	Q/D	REB	E	PTS	A	TO	B	S	M
Manny Patterson, f	2-5	0-0	4-4	2/5	7	2	8	1	3	0	0	19
Dylan Branson, f	0-2	0-2	0-0	1/1	2	1	0	0	1	1	0	18
Phillip Russell, g	5-8	3-3	5-7	1/1	2	1	18	3	1	0	4	30
Eric Reed, Jr., g	2-5	2-5	0-0	0/2	2	2	6	0	2	0	1	28
Nygal Russell, g	2-5	0-1	2-2	1/5	6	1	6	2	3	1	4	27
Chase Thompson	1-3	0-2	0-0	0/2	2	4	2	0	2	0	0	10
Chris Harris	4-9	1-4	7-7	0/5	5	2	16	5	5	0	2	27
DQ Nicholas	0-4	0-2	0-0	2/1	3	2	0	1	2	0	0	13
Parker Long	0-1	0-1	0-0	0/0	0	0	0	0	0	0	0	2
Nate Johnson	0-0	0-0	0-0	0/0	0	2	0	0	1	0	0	3
Nana Akenten	6-12	2-5	1-2	0/5	5	2	15	1	0	3	0	23
TEAM				1/0	1							
Totals.....	22-54	8-25	19-22	8/27	35	19	71	13	20	5	11	200
By Periods	1	2	Final									
Missouri Baptist	36	27	63									
Southeast Missouri	31	40	71									

FG Percentage: MBU 37.9, SEMO 40.7 3-Point FG Percentage: MBU 28.6, SEMO 32.0

FT Percentage: MBU 75.0, SEMO 86.4 Attendance: 789



Game 5

Southeast Missouri 79 Incarnate Word 76

November 26, 2021 • McDermott Center • San Antonio, Texas



SAN ANTONIO, Texas -

Chris Harris
drained a
3-pointer at the

buzzer to send Southeast Missouri to a thrilling 79-76 win over Incarnate Word at the Incarnate Word Thanksgiving Invitational.

Tied, 76-76, Harris received a pass from Dylan Branson who inbounded the ball underneath his own basket. Harris launched a three from the left of the arc that went through the net for his only made 3-pointer of the game. Prior to his game-winner, Harris had missed his first four 3-point attempts of the contest.

The Redhawks took their largest lead of the game when Phillip

Russell split two free throws to make it a 56-47 ballgame with 11:39 remaining.

However, UIW answered with a 17-8 run and tied things up, 64-64, on a jumper by Drew Lutz with 5:51 to go.

After Nate Johnson's layup put SEMO ahead by four, Eric Reed, Jr. later buried a 3-pointer to regain a three-point cushion for the Redhawks.

SEMO again led by three (75-72) following two made free throws by Harris at the 1:12 mark. Twenty-four seconds later, Russell split two free throws and the Redhawks led, 76-74.

RJ Gasper's jumper off a SEMO turnover brought the game to a 76-76 deadlock with 19 seconds left.

Game 6

Southeast Missouri 68 Portland 74

November 27, 2021 • McDermott Center • San Antonio, Texas



SAN ANTONIO, Texas -

Southeast
Missouri fell to
Portland, 74-68,

in day two of the Incarnate Word Thanksgiving Invitational.

Freshman Phillip Russell scored 19 points, while Eric Reed, Jr. followed with 17 and Chris Harris added 11 to lead the Redhawks.

SEMO never led for the final 15:17 of the contest. Reed, Jr.'s 3-pointer gave the Redhawks a 40-39 edge for their last advantage in the game.

Chris Austin's two free throws gave Portland its largest lead of the afternoon at 74-65 with 22 seconds left before the Pilots picked up their sixth win of the season.

The Redhawks didn't lead by more than two points the entire game. Russell's 3-pointer put SEMO ahead, 5-3, with 18:03 left in the first half for SEMO's only lead.

Portland was up, 33-30, at halftime.

Russell shot 7-of-10 from the field and knocked down three 3-pointers in his fifth-straight double-digit performance. He also had four assists and one steal.

Reed, Jr. made three 3-pointers and 4-of-5 free throws, while Harris hit 5-of-12 field goals.

Box Score

SEMO (3-2)	FG	3P	FT	O/D	REB	F	PTS	A	TO	B	S	M
Manny Patterson, f	1-2	0-0	0-0	4/1	5	1	2	0	0	0	0	12
Phillip Russell, g	2-6	2-3	4-6	1/1	2	3	10	2	0	0	0	38
Eric Reed, Jr., g	9-15	4-8	1-3	1/3	4	2	23	1	1	0	2	38
Nygal Russell, g	3-6	1-2	0-0	0/5	5	2	7	0	2	0	1	24
Dylan Branson, g	0-2	0-1	0-0	0/0	0	3	0	1	1	0	0	14
Chase Thompson	0-0	0-0	0-0	0/0	0	1	0	1	0	0	0	1
Chris Harris	2-8	1-5	8-9	0/3	3	2	13	4	2	0	0	26
DQ Nicholas	3-5	1-1	0-0	0/3	3	1	7	1	0	0	0	17
Nate Johnson	7-7	0-0	0-0	1/3	4	2	14	0	3	2	2	14
Nana Akenten	1-7	1-4	0-0	1/4	5	4	3	0	1	0	0	16
Totals	28-58	10-24	13-18	8/23	31	21	79	10	10	2	5	200
UIW (0-5)	FG	3P	FT	O/D	REB	F	PTS	A	TO	B	S	M
Johnny Hughes III, f	4-8	1-3	5-5	2/4	6	4	14	1	4	0	0	25
Logan Bracamonte, f	1-4	1-4	0-0	2/2	4	3	3	0	1	0	0	19
Godsgift Ezedinma, f	2-5	0-1	2-4	1/5	6	2	6	1	2	1	0	16
RJ Gasper, g	7-16	2-5	3-3	0/3	3	2	19	3	2	0	1	40
Drew Lutz, g	3-11	2-7	9-9	2/2	4	0	17	4	3	0	0	40
Brandon Swaby	2-4	0-0	1-2	3/6	9	3	5	0	1	0	0	23
Sese Hassan Mobutu	0-1	0-1	0-0	1/1	2	2	0	0	0	0	0	10
Dylan Hayman	0-0	0-0	0-0	0/0	0	0	0	0	0	0	0	3
Benjamin Griscti	4-7	2-5	2-3	0/3	3	3	12	0	1	1	0	24
TEAM									1			
Totals	23-56	8-26	22-26	11/26	37	19	76	9	15	2	1	200
By Periods	1	2	Final									
Southeast Missouri	34	45	79									
Incarnate Word	39	37	76									
FG Percentage: SEMO 48.3, UIW 41.1	3-Point FG Percentage: SEMO 41.7, UIW 30.8											
FT Percentage: SEMO 72.2, UIW 84.6												

Box Score

SEMO (3-3)	FG	3P	FT	O/D	REB	F	PTS	A	TO	B	S	M
Manny Patterson, f	1-3	0-0	0-0	0/2	2	0	2	0	0	1	0	9
Phillip Russell, g	7-10	3-5	2-4	1/3	4	3	19	4	2	0	1	26
Eric Reed, Jr., g	5-12	3-7	4-5	1/1	2	4	17	0	2	0	0	34
Nygal Russell, f	1-7	1-5	0-0	1/3	4	5	3	1	0	0	0	16
Dylan Branson, g	0-0	0-0	0-0	0/3	3	2	0	1	0	0	0	22
Chase Thompson	1-2	1-2	0-0	0/2	2	0	3	0	3	0	0	15
Chris Harris	5-12	1-3	0-0	0/3	3	3	11	0	8	0	1	31
DQ Nicholas	2-3	1-1	0-0	1/1	2	0	5	0	0	0	0	12
Nate Johnson	2-6	0-0	0-0	3/1	4	4	4	1	2	1	0	15
Nana Akenten	2-6	0-2	0-1	1/8	9	2	4	0	1	1	2	20
Totals	26-61	10-25	6-10	8/27	35	23	68	7	15	3	4	200
POR (6-2)	FG	3P	FT	O/D	REB	F	PTS	A	TO	B	S	M
Moses Wood, f	4-7	3-3	5-6	2/0	2	1	16	1	0	2	1	35
Matheus Silveira, c	3-5	0-0	1-2	1/3	4	2	7	0	0	1	1	15
Tyler Robertson, g	7-19	1-6	5-5	1/11	12	3	20	5	0	0	1	39
Chris Austin, g	4-11	2-4	6-8	1/6	7	4	16	0	1	0	1	27
Mike Meadows, g	1-6	1-3	2-3	1/2	3	0	5	2	3	0	0	33
Yaru Harvey	1-3	0-0	0-0	1/1	2	2	2	2	4	2	0	17
Kristian Sjolund	0-1	0-1	0-0	0/0	0	0	0	0	0	0	0	4
Matija Svetozarevic	0-1	0-0	0-0	0/0	0	0	0	0	0	0	0	3
Chika Nduka	2-3	0-0	4-4	2/4	6	2	8	1	3	1	2	25
Vasilije Vucinic	0-1	0-0	0-0	0/0	0	0	0	0	0	0	0	2
TEAM										3		
Totals	22-57	7-17	23-28	9/27	36	14	74	13	12	4	7	200
By Periods	1	2	Final									
Southeast Missouri	30	38	68									
Portland	33	41	74									
FG Percentage: SEMO 42.6, POR 38.6	3-Point FG Percentage: SEMO 40.0, POR 41.2											
FT Percentage: SEMO 60.0, POR 82.1	Attendance: 100											



2022-23 SOUTHEAST MISSOURI BASKETBALL

GAME SUMMARIES/BOX SCORES

Game 7

Southeast Missouri 68 Montana State 75

November 28, 2021 • McDermott Center • San Antonio, Texas



SAN ANTONIO, Texas -

Montana State scored 48 second-half points and used

a 25-6 run in a 12-minute stretch to beat Southeast Missouri, 75-68, at the Incarnate Word Thanksgiving Invitational.

SEMO finished the tournament with a 1-2 record.

SEMO led, 31-27, at the intermission before a cold second-half start doomed the Redhawks.

The Redhawks struggled to get into any type of rhythm in a second half that saw a combined 29 personal fouls called.

MSU began the final 20 minutes on a 17-3 run and shot free throws

for the last 13:23 of the contest.

The Bobcats took their largest lead when Tyler Patterson knocked down a 3-pointer to make it a 59-44 game with 7:02 left to play.

The Redhawks managed to get within five when a driving layup by Chris Harris narrowed MSU's lead to 73-68 with 21 seconds to go, but that was as close as they could get.

Russell finished with a 21 points on 6-of-15 field goals and 7-of-8 free throws. He dropped in two 3-pointers, as well.

Harris added 17 points off the bench, while Nana Akenten pulled down 10 rebounds. Eric Reed, Jr., who entered today averaging 17 points a game, had only five in 21 minutes due to his four fouls.

Game 8

Webster 64 Southeast Missouri 76

December 4, 2021 • Show Me Center • Cape Girardeau, Mo.



CAPE GIRARDEAU, Mo. -

Eric Reed, Jr. scored a 26 points to lead Southeast Missouri to a 76-64

win over Webster University.

Reed, Jr. scored 15 of his points and knocked down four of his game-high five 3-pointers in the second half.

SEMO and WU were locked up in a tight game until the Redhawks pulled away for good in the final 5:43.

The Redhawks, who were ahead, 60-54, with 6:28 remaining, quickly extended their lead to 12 on a pair of 3-pointers by Reed, Jr. The second of those two increased SEMO's margin to 66-54 with 5:13 to go.

Another 3-pointer by Reed, Jr. gave SEMO a 14-point lead before Dylan Branson's layup gave the Redhawks their largest advantage (74-58) with 3:22 left to play. SEMO led by double figures for the last 5:13 of the game en route to its first double-digit win of the season.

SEMO and WU battled to six ties and four lead changes in a first half where neither team led by more than seven points.

Reed, Jr. shot 8-of-17 from the field and 5-of-12 from 3-point range. He added 5-of-6 free throws, three rebounds, four assists and a block in his third 20-point effort this year.

Manny Patterson followed with a near double-double 14 points and nine rebounds.

Box Score

SEMO (3-4)	FG	3P	FT	Q/D	REB	E	PTS	A	TO	B	S	M
Manny Patterson, f	2-4	0-0	1-2	1/4	5	3	5	0	2	0	0	17
Phillip Russell, g	6-15	2-7	7-8	1/1	2	4	21	3	3	1	1	33
Eric Reed, Jr., g	2-5	1-4	0-0	0/2	2	4	5	0	1	0	1	22
Nygal Russell, g	2-4	1-3	0-0	0/1	1	3	5	1	3	0	0	22
Dylan Branson, g	0-3	0-1	0-0	0/5	5	2	0	1	1	0	1	24
Chase Thompson	0-2	0-1	0-0	0/1	1	3	0	1	1	1	0	9
Chris Harris	6-11	1-2	4-4	1/4	5	3	17	3	3	0	2	24
DQ Nicholas	2-6	1-1	2-2	0/2	2	2	7	2	1	0	2	16
Nate Johnson	2-3	0-0	1-1	0/1	1	2	5	0	1	0	0	12
Nana Akenten	1-6	0-3	1-2	2/8	10	3	3	1	0	0	1	21
TEAM				3/1	4				1			
Totals.....	23-59	6-22	16-19	8/30	38	29	68	12	17	2	8	200
MSU (4-3)	FG	3P	FT	Q/D	REB	E	PTS	A	TO	B	S	M
Demarcus Sharp, f	3-7	1-3	3-5	0/8	8	2	10	0	3	0	4	36
Jubril Belo, f	5-8	0-0	7-9	3/3	6	3	17	1	2	5	0	28
Isiah Mosley, g	4-12	2-6	4-6	1/3	4	4	14	5	6	0	0	29
Donovan Clay, g	4-9	0-1	5-7	1/9	10	3	13	1	1	0	0	32
Tyler Patterson, g	4-9	4-9	0-0	2/0	2	1	12	0	0	0	1	34
Nick Gazelas	0-1	0-1	4-4	0/0	0	1	4	0	0	0	0	7
Isaac Haney	0-1	0-0	0-0	1/3	4	2	0	0	1	0	1	12
Patrick McMahon	0-2	0-1	1-2	0/0	0	0	1	1	0	0	1	5
RaeQuan Battle	0-3	0-2	0-0	0/1	1	0	0	2	1	0	0	7
Kellen Tynes	2-3	0-0	0-0	0/0	0	2	4	1	2	0	1	10
TEAM				2/2	4				1			
Totals.....	22-55	7-23	24-33	10/29	39	18	75	11	17	5	8	200
By Periods	1	2	Final									
Southeast Missouri	31	37	68									
Montana State	27	48	75									

FG Percentage: SEMO 39.0, MSU 40.0 3-Point FG Percentage: SEMO 27.3, MSU 30.4
FT Percentage: SEMO 84.2, MSU 72.7 Attendance: 100

Box Score

WU (1-5)	FG	3P	FT	Q/D	REB	E	PTS	A	TO	B	S	M
Markus Becton, f	2-6	0-0	2-5	1/2	3	3	6	1	1	0	0	28
Karl Moore, Jr., f	3-4	0-0	3-4	7/5	12	4	9	0	0	0	0	23
Jason Coleman, g	0-4	0-2	1-2	0/4	4	5	1	0	5	1	0	22
Wynne Brown, Jr., g	9-21	4-6	4-5	1/3	4	2	26	1	6	0	2	36
Mark Moore, g	4-11	2-5	2-2	0/3	3	1	12	3	0	0	0	31
Javane Nugent	0-1	0-0	0-0	0/1	1	0	0	0	1	0	0	4
Stephen Hawkins	2-6	0-0	2-2	0/1	1	1	6	0	2	0	0	14
Bryce Woodridge	0-1	0-0	0-2	0/1	1	1	0	3	0	0	0	15
Jacob Witaschek	0-0	0-0	0-0	0/0	0	0	0	0	0	0	0	10
Nate Jones	1-3	0-0	2-2	1/5	6	2	4	2	1	0	2	18
TEAM				4/4	8							
Totals.....	21-57	6-13	16-24	14/29	43	19	64	10	16	1	4	200
SEMO (4-4)	FG	3P	FT	Q/D	REB	E	PTS	A	TO	B	S	M
Manny Patterson, f	5-7	0-0	4-6	4/5	9	4	14	1	3	1	2	24
Phillip Russell, g	1-6	0-3	0-0	1/1	2	1	2	4	0	0	0	30
Eric Reed, Jr., g	8-17	5-12	5-6	0/3	3	1	26	4	1	1	0	32
Chris Harris, g	1-9	0-7	0-0	0/5	5	2	2	2	1	2	0	34
Nygal Russell, g	4-8	1-5	2-2	0/7	7	4	11	0	1	1	1	25
Chase Thompson	0-4	0-2	1-2	2/1	3	0	1	0	0	0	1	6
DQ Nicholas	4-7	0-2	2-3	1/2	3	4	10	3	1	0	3	25
Nate Johnson	3-5	0-0	0-1	3/0	3	0	6	0	0	1	0	8
Dylan Branson	2-4	0-1	0-1	2/2	4	2	4	0	1	1	2	16
TEAM				2/0	2							
Totals.....	28-67	6-32	14-21	15/26	41	18	76	14	8	7	9	200
By Periods	1	2	Final									
Webster University	31	33	64									
Southeast Missouri	34	42	76									

FG Percentage: WU 36.8, SEMO 41.8 3-Point FG Percentage: WU 46.2, SEMO 18.8
FT Percentage: WU 66.7, SEMO 66.7 Attendance: 672



Game 9

Evansville 73 Southeast Missouri 75

December 8, 2021 • Show Me Center • Cape Girardeau, Mo.



CAPE GIRARDEAU, Mo. -

Phillip Russell
scored a
career-high 24

points and Nygal Russell pulled down a career-best 15 rebounds to lead Southeast Missouri to an exciting 75-73 win over Evansville.

SEMO beat an NCAA Division I opponent at home for the first time this season and did so without its leading scorer in Eric Reed, Jr. who was inactive due to illness.

Neither team led by more than seven points in a game that went wire-to-wire with eight ties and 16 lead changes.

Knotted at 58-58 with nine minutes remaining, SEMO used a 7-0 run to get ahead, 65-58. P. Russell started the surge with a layup and

Nana Akenten followed with a 3-pointer before DQ Nicholas added two free throws.

SEMO again led by seven (67-60) following a layup by Chris Harris, but UE managed to pull to within two when Evan Kuhlman buried a 3-pointer with just over a minute (1:03) to go.

Jawaun Newton kept the Purple Aces within striking distance by knocking down two free throws to make it a 75-73 game with eight seconds on the clock.

P. Russell was later fouled and went to the free throw line for a 1-and-1 with three seconds. P. Russell missed the front end and Shamar Givance pulled down the rebound. Givance then launched a 3-pointer from the right side that went off the rim as time expired.

Game 10

Southeast Missouri 65 Purdue Fort Wayne 78

December 11, 2021 • Memorial Coliseum • Fort Wayne, Ind.



FORT WAYNE, Ind. -

Southeast Missouri
saw a two-game
road winning streak

end with a 78-65 loss to Horizon League member Purdue Fort Wayne at Memorial Coliseum.

SEMO, which never led in the game, had three players with double figures in the scoring column. Phillip Russell scored 17 points, while Eric Reed, Jr. added 14 and Chris Harris chipped in 11.

The Redhawks started slow missing eight of their first 11 field goals and their first five 3-point attempts of the contest.

After Reed, Jr. knocked down SEMO's first 3-pointer to tie things up at 15-15, PFW responded with an

11-0 run to build a 26-15 advantage. The Redhawks went scoreless for a period of five minutes during the Mastodons' surge.

SEMO later trailed, 30-20, when Dylan Branson scored eight points in a quick 1:26 to get the Redhawks within four. Branson buried a pair of 3-pointers and made a layup to make it a 32-28 game with 1:33 remaining in the first half.

Reed, Jr.'s free throw closed PFW's lead to 36-31 early in the second half, but that was as close as SEMO would get the rest of the way.

The Mastodons led by 18 (78-60) when Jarred Godfrey drove the lane for a layup with 1:30 to go.

Box Score

UE (4-8)	FG	3P	FT	O/D	REB	F	PTS	A	TO	B	S	M
Evan Kuhlman, f	1-7	1-6	0-0	1/6	7	2	3	6	0	2	0	27
Antoine Smith, Jr., f	3-5	0-1	0-0	0/2	2	4	6	1	0	0	0	19
Jawaun Newton, g	6-11	1-5	2-2	1/4	5	3	15	1	1	1	1	34
Shamar Givance, g	4-17	1-6	6-7	2/4	6	2	15	7	2	0	1	34
Noah Frederking, g	5-13	3-11	2-3	0/3	3	0	15	0	0	0	1	35
Gage Bobe	0-0	0-0	0-0	0/0	0	0	0	0	0	0	0	0+
Blake Sisley	1-2	1-1	0-0	0/0	0	1	3	0	0	1	0	14
Blaise Beauchamp	4-7	3-6	0-0	0/0	0	1	11	1	1	0	0	17
Preston Phillips	2-2	1-1	0-0	1/4	5	2	5	2	0	0	1	18
Iven Enaruna	0-1	0-0	0-2	0/0	0	0	0	0	0	0	0	2
TEAM				3/0	3							
Totals	65	11-37	10-14	8/23	31	15	73	18	4	4	4	200
SEMO (5-4)	FG	3P	FT	O/D	REB	F	PTS	A	TO	B	S	M
Manny Patterson, f	1-5	0-0	4-4	2/5	7	1	6	1	3	0	0	18
Nygal Russell, g	2-2	1-1	2-2	0/15	15	3	7	3	2	0	0	35
Phillip Russell, g	10-16	2-4	2-3	0/4	4	1	24	4	2	0	2	35
Chris Harris, g	5-10	2-3	0-0	0/1	1	4	12	4	2	0	0	35
DQ Nicholas, g	6-8	1-1	4-4	0/0	0	1	17	3	0	0	0	34
Chase Thompson	0-2	0-1	0-0	0/1	1	1	0	0	0	1	0	6
Nana Akenten	3-9	1-5	0-0	0/4	4	3	7	0	0	0	0	25
Dylan Branson	1-2	0-1	0-0	0/2	2	0	2	0	1	0	0	12
TEAM				2/1	3							
Totals	28-54	7-16	12-13	4/33	37	14	75	15	10	1	2	200
By Periods	1	2	Final									
Evansville	38	35	73									
Southeast Missouri	40	35	75									

FG Percentage: UE 40.0, SEMO 51.9 3-Point FG Percentage: UE 29.7, SEMO 43.8

FT Percentage: UE 71.4, SEMO 92.3 Attendance: 690

Box Score

SEMO (5-5)	FG	3P	FT	O/D	REB	F	PTS	A	TO	B	S	M
Manny Patterson, f	2-3	0-0	1-2	1/1	2	1	5	1	3	0	0	13
Phillip Russell, g	5-9	1-3	6-7	0/2	2	3	17	1	1	0	2	30
Eric Reed, Jr., g	5-10	1-3	3-5	1/1	2	1	14	2	1	0	1	28
Chris Harris, g	4-12	1-5	2-2	1/5	6	2	11	3	4	0	1	35
DQ Nicholas, g	3-6	0-1	0-0	1/4	5	4	6	2	1	0	0	36
Chase Thompson	0-0	0-0	0-0	0/0	0	0	0	0	0	0	0	2
Nate Johnson	2-2	0-0	0-2	0/1	1	3	4	0	1	0	1	14
Nana Akenten	0-6	0-4	0-0	1/1	2	3	0	0	0	1	1	15
Dylan Branson	3-6	2-4	0-0	0/4	4	3	8	1	1	0	0	27
TEAM				0/1	1							
Totals	24-54	5-20	12-18	5/20	25	20	65	10	12	1	6	200
PFW (5-5)	FG	3P	FT	O/D	REB	F	PTS	A	TO	B	S	M
Bobby Planutis, f	3-5	2-4	0-0	1/2	3	0	8	2	0	0	0	26
Ra Kpedi, f	2-2	0-0	4-6	2/3	5	3	8	0	1	0	0	23
Jarred Godfrey, g	6-11	2-5	2-3	0/2	2	4	16	4	3	0	1	29
Damian Chong Qui, g	1-6	1-2	0-0	0/3	3	1	3	3	2	0	0	33
Jalon Pipkins, g	10-14	2-4	2-3	0/3	3	1	24	1	5	0	1	34
Jarvis Walker	0-2	0-1	0-0	0/1	1	1	0	1	1	0	0	10
Johnathan DeJurnett	2-2	0-0	3-3	1/1	2	4	7	0	1	0	0	6
JoJo Peterson	1-2	0-1	2-2	0/0	0	0	4	0	1	0	0	5
Deonte Billups	2-5	2-4	2-2	0/4	4	1	8	2	1	2	1	23
RJ Ogom	0-0	0-0	0-0	0/1	1	0	0	0	0	0	0	3
Cameron Benford	0-0	0-0	0-0	0/1	1	4	0	0	1	0	0	8
TEAM				0/4	4							
Totals	27-49	9-21	15-19	4/25	29	19	78	13	16	2	3	200
By Periods	1	2	Final									
Southeast Missouri	30	35	65									
Purdue Fort Wayne	36	42	78									

FG Percentage: SEMO 44.4, PFW 55.1 3-Point FG Percentage: SEMO 25.0, PFW 42.9

FT Percentage: SEMO 66.7, PFW 78.9 Attendance: 1073



2022-23 SOUTHEAST MISSOURI BASKETBALL

GAME SUMMARIES/BOX SCORES

Game 11

Southeast Missouri 55 Southern Illinois 80

December 15, 2021 • Banterra Center • Carbondale, Ill.



CARBONDALE, Ill. - Southeast Missouri scored a season-low 55 points in an 80-55 loss to longtime

rival Southern Illinois during the 119th all-time meeting between the schools.

SEMO fell to its sixth loss against a SIU team which shot 58.7 percent (27-of-46) from the field and buried 12 three-pointers for the night.

The Redhawks started strong scoring six of the game's first eight points and led 6-2 after Chris Harris drove the lane for a layup with 17:15 left in the opening half.

The Salukis, after making seven of their first nine field goals, stayed hot throughout the half shooting

54.5 percent (12-of-22) en route to its 29-23 halftime advantage.

SIU capitalized on a stretch where SEMO missed eight of nine shots. As a result, the Salukis used an 8-0 run to build a 24-13 lead, its biggest of the first half. Nate Johnson's turnaround jumper ended the Redhawks cold spell at the 5:56 mark.

The Salukis didn't let up in the second half and shot even better at a 64 percent clip. SIU made 16-of-25 field goals and drained 10 of its 3-pointers in the final 20 minutes.

Harris led three Redhawks in double figures with 12 points, while Russell and Reed, Jr. finished with 10 apiece.

Game 12

Southeast Missouri 77 Pepperdine 83

December 18, 2021 • Firestone Fieldhouse • Malibu, Calif.



MALIBU, Calif. -

Phillip Russell scored a career-high 25 points and Nygal Russell added a double-double 15 points and 10 rebounds as Southeast Missouri came up short in an 83-77 loss to Pepperdine at Firestone Fieldhouse.

P. Russell, who scored 20 of his points in the second half alone, finished with over 20 points for the third time this season. N. Russell turned in his team-best second double-double of the 2021-22 campaign.

Down 35-30 at halftime, SEMO scored on its first seven possessions of the second half and used a 16-2 run to build a 46-37 lead, its largest of the night.

Dylan Branson made the first of

his two second-half threes to begin the ferocious surge. Sam Thompson added four points and P. Russell scored five to also help key the surge that ended on Russell's own jumper with 16:33 remaining.

After SEMO led, 52-47, following a 3-pointer by N. Russell, the Waves responded with a 19-2 run that proved to be the difference in the end.

In the final 1:09 of the contest, SEMO was within two possessions a total of seven times, but couldn't catch PU.

As a team, SEMO shot 52.6 percent (30-of-57) from the field for the game and a blazing 60 percent (18-of-30) in the final 20 minutes.

Box Score

SEMO (5-6)	FG	3P	FT	Q/D	REB	E	PTS	A	TO	B	S	M
Manny Patterson, f	1-5	0-0	0-0	2/2	4	3	2	0	1	0	1	13
Phillip Russell, g	4-12	2-8	0-0	2/1	3	1	10	3	5	0	0	33
Eric Reed, Jr., g	4-14	2-6	0-0	0/2	2	1	10	0	1	0	2	36
Chris Harris, g	5-10	1-3	1-1	0/0	0	0	12	0	1	0	2	27
Nygal Russell, g	3-7	2-3	0-0	4/3	7	2	8	3	1	1	1	30
Chase Thompson	0-1	0-0	0-0	0/0	0	0	0	0	0	0	0	5
DQ Nicholas	2-4	0-1	1-2	0/0	0	1	5	0	0	0	0	11
Nate Johnson	1-1	0-0	0-0	0/1	1	2	2	1	3	0	0	11
Nana Akenten	1-4	1-3	1-1	1/3	4	2	4	0	0	1	1	17
Dylan Branson	1-1	0-0	0-0	1/3	4	1	2	2	1	1	0	17
TEAM				1/0	1				1			
Totals	22-59	8-24	3-4	11/15	26	13	55	9	14	3	7	200
SIU (6-4)	FG	3P	FT	Q/D	REB	E	PTS	A	TO	B	S	M
Marcus Domask, f	5-10	2-4	4-4	2/5	7	0	16	8	3	1	3	38
J.D. Muila, c	1-2	0-0	0-0	0/0	0	0	2	0	0	0	1	7
Lance Jones, g	3-8	2-6	0-0	0/4	4	3	8	4	1	0	2	20
S. Verplancken, g	6-7	5-6	0-0	1/5	6	1	17	1	1	0	1	33
Ben Coupet Jr., g	5-9	1-2	4-4	0/1	1	1	15	1	3	1	0	33
Dalton Banks	3-3	1-1	0-0	0/5	5	1	7	3	1	0	1	29
Ben Harvey	1-2	1-1	0-0	0/0	0	0	3	0	0	1	0	13
Kyler Filewich	4-5	0-0	4-6	0/5	5	1	12	2	2	0	1	18
Troy D'Amico	0-1	0-0	0-0	0/0	0	2	0	0	1	0	0	9
TEAM				0/2	2				1			
Totals	28-47	12-20	12-14	3/27	30	9	80	19	13	3	9	200
By Periods	1	2	Final									
Southeast Missouri	23	32	55									
Southern Illinois	29	51	80									
FG Percentage: SEMO 37.3, SIU 59.6												
3-Point FG Percentage: SEMO 33.3, SIU 60.0												
FT Percentage: SEMO 75.0, SIU 85.7												
Attendance: 4030												

Box Score

SEMO (5-7)	FG	3P	FT	Q/D	REB	E	PTS	A	TO	B	S	M
Manny Patterson, f	0-1	0-0	0-0	1/0	1	1	0	0	0	0	0	3
Phillip Russell, g	9-14	4-6	3-5	1/0	1	4	25	1	5	0	4	35
Erick Reed, Jr., g	3-10	0-5	0-0	0/1	1	4	6	1	6	0	0	26
Nygal Russell, g	5-9	3-6	2-2	0/10	10	3	15	4	3	0	2	34
Dylan Branson, g	2-4	2-3	0-0	0/5	5	4	6	5	3	0	0	30
Chase Thompson	0-0	0-0	0-0	0/0	0	0	0	0	0	0	1	2
Chris Harris	3-7	1-4	1-2	0/1	1	0	8	6	2	0	0	22
Nate Johnson	2-3	0-0	0-0	1/1	2	1	4	0	0	0	0	12
Sam Thompson	6-7	0-0	1-1	1/2	3	1	13	0	0	0	0	23
Nana Akenten	0-2	0-2	0-0	0/4	4	1	0	0	2	0	0	13
TEAM				1/0	1							
Totals	30-57	10-26	7-10	5/24	29	19	77	17	21	0	7	200
PEP (5-8)	FG	3P	FT	Q/D	REB	E	PTS	A	TO	B	S	M
Keith Fisher III, f	3-10	0-3	1-2	4/9	13	2	7	1	3	0	0	33
Jan Zidek, f	5-11	1-3	4-5	2/2	4	1	15	0	0	0	1	20
Houston Mallette, g	4-13	2-8	0-0	0/2	2	1	10	0	0	0	0	27
Mike Mitchell Jr., g	3-8	3-5	2-2	0/2	2	1	11	6	2	0	3	29
Jade' Smith, g	6-7	0-0	0-0	2/4	6	4	12	5	2	0	1	29
Darryl Polk Jr.	3-4	2-2	5-6	0/2	2	0	13	4	2	0	2	27
Kendall Munson	1-2	0-0	2-2	1/1	2	0	4	1	1	0	0	8
Majok Deng	0-1	0-1	0-0	0/0	0	0	0	0	0	0	0	1
Maxwell Lewis	2-6	0-1	0-0	0/0	0	2	4	0	3	0	1	7
Victor Ohia Obioha	2-3	0-0	3-4	4/1	5	2	7	2	2	1	0	19
TEAM				2/1	3				1			
Totals	29-65	8-23	17-21	15/24	39	13	83	19	16	1	8	200
By Periods	1	2	Final									
Southeast Missouri	30	47	77									
Pepperdine	35	48	83									
FG Percentage: SEMO 52.6, PEP 44.6												
3-Point FG Percentage: SEMO 38.5, PEP 34.8												
FT Percentage: SEMO 70.0, PEP 81.0												
Attendance: 437												



Game 13

Southeast Missouri 68 California Baptist 84

December 21, 2021 • CBU Events Center • Riverside, Calif.

CBU

RIVERSIDE, Calif. -

Ty Rowell dropped in 24 points to lead California Baptist

to an 84-68 win over Southeast Missouri at the CBU Events Center.

SEMO was led by reigning Ohio Valley Conference Freshman of the Week Phillip Russell's 17 points.

The Redhawks led for 6:39 of the game and that was it. During that time, SEMO was ahead by five points on three occasions early in the first half.

Russell made a 3-pointer to put the Redhawks up, 11-6, before Nate Johnson scored on a hook shot and Eric Reed, Jr. gave SEMO a 15-10 cushion on a jumper with 13:46 remaining.

After Russell scored to give SEMO a 20-18 edge, the Redhawks fell into a cold spell. As a result, the Redhawks missed 10 of 11 field goals and went scoreless for 3:43.

Meanwhile, CBU capitalized with a 13-0 run to take a 31-20 lead.

Powell, who went over 1,000 points in his CBU career, stuck a 3-pointer to finish off the jaunt with 5:37 to go.

CBU later widened its lead to 12 twice in the final four minutes of the first half before taking a 43-34 advantage at the break.

The Lancers started the second half with a 10-4 surge to quickly push their lead to 15 (53-38).

SEMO managed to get within eight but that was the last time the Lancer lead dipped below double figures.

Game 14

Southeast Missouri 81 Murray State 106

December 30, 2021 • CFSB Center • Murray, Ky.



MURRAY, Ky. -

Justice Hill scored 26 points and KJ Williams added a double-double 21

points and 11 rebounds to lead Murray State a 106-81 win over Southeast Missouri in the Ohio Valley Conference opener for both teams.

MSU scored over 100 points in a game for the third time and pushed its home record to 7-0 this season.

The Racers, who led the entire game, rallied behind Hill's hot hand to seize the momentum early.

Hill nailed his first four 3-pointers of the game and scored 12 points in the opening 4:34 of play to help the Racers grab a 15-6 advantage.

After Eric Reed, Jr. drove the lane for a layup, Phillip Russell buried a 3-pointer to get SEMO within four (15-11) with 14:49 remaining in the first half.

The Redhawks twice cut MSU's lead to six on a 3-pointer by Chris Harris (30-24) and layup by Sam Thompson (32-26) before the Racers widened their lead to double-digits on a 3-pointer by Tevin Brown that made it a 37-26 ballgame at the 8:37 mark.

MSU then used a 7-0 run in a quick 53 seconds to run its lead to 19 as the Racers headed into the

MSU picked up where it left off in the second half going on an 11-0 run to take a 74-45 lead. SEMO didn't cut the Racers lead to under 20 points the rest of the way.

Box Score

SEMO (5-8)	FG	3P	FT	O/D	REB	F	PTS	A	TO	B	S	M
Sam Thompson, f	2-6	0-0	2-4	2/4	6	2	6	0	0	0	2	21
Phillip Russell, g	6-13	3-8	2-6	3/2	5	2	17	1	2	0	1	34
Eric Reed, Jr., g	4-14	1-8	2-2	0/4	4	3	11	3	2	0	1	36
Nygal Russell, g	3-9	1-5	1-2	2/5	7	3	8	1	1	1	0	35
Dylan Branson, g	0-1	0-0	0-0	0/3	3	5	0	2	2	0	1	26
Chris Harris	4-9	2-4	6-8	0/4	4	0	16	3	0	0	0	21
Manny Patterson	1-2	0-0	0-0	1/3	4	2	2	0	0	0	1	9
Nate Johnson	2-4	0-0	4-5	0/1	1	1	8	0	1	0	0	9
Nana Akenten	0-6	0-4	0-0	1/0	1	1	0	1	0	0	0	9
Totals	22-64	7-29	17-27	9/26	35	19	68	11	8	1	6	200
CBU (9-3)	FG	3P	FT	O/D	REB	F	PTS	A	TO	B	S	M
Daniel Akin, f	7-10	0-0	3-5	2/12	14	4	17	2	3	2	0	32
Taran Armstrong, g	0-1	0-1	0-0	0/1	1	1	0	4	2	0	1	10
Reed Nottage, g	5-11	2-8	1-2	0/3	3	5	13	5	2	0	2	28
Chance Hunter, g	4-8	2-5	5-9	2/6	8	2	15	0	2	2	0	27
Ty Rowell, g	8-13	6-9	2-2	0/4	4	3	24	6	3	0	0	37
Tyree Campbell	0-0	0-0	0-0	0/0	0	0	0	0	0	0	0	1
Freddie Dybala	0-0	0-0	0-0	0/1	1	0	0	0	1	0	0	2
Elijah Thomas	2-4	1-2	1-2	2/2	4	4	6	2	0	0	0	24
Tre Armstrong	4-13	1-8	0-0	1/6	7	0	9	2	0	0	1	31
Malik Wade	0-0	0-0	0-0	0/1	1	2	0	1	0	0	0	5
Juhlawnei Stone	0-2	0-0	0-0	0/0	0	0	0	0	0	1	0	3
TEAM				1/1	2							
Totals	30-62	12-33	12-20	8/37	45	21	84	22	13	5	4	200
By Periods	1	2	Final									
Southeast Missouri	34	34	68									
California Baptist	43	41	84									
FG Percentage: SEMO 34.4, CBU 48.4 3-Point FG Percentage: SEMO 24.1, CBU 36.4												
FT Percentage: SEMO 63.0, CBU 60.0 Attendance: 2220												

Box Score

SEMO (5-9, 0-1 OVC)	FG	3P	FT	O/D	REB	F	PTS	A	TO	B	S	M
Sam Thompson, f	2-3	0-0	0-0	1/1	2	2	4	0	0	1	0	24
Phillip Russell, g	3-14	1-8	8-8	2/1	3	2	15	6	4	0	1	34
Eric Reed, Jr., g	8-14	4-9	0-2	1/1	2	1	20	0	3	0	0	33
Nygal Russell, g	1-8	1-4	2-3	1/2	3	2	5	4	1	1	0	21
Dylan Branson, g	2-4	1-3	2-2	1/5	6	2	7	1	3	0	1	20
Chris Harris	4-8	3-5	4-4	0/4	4	1	15	3	2	0	1	27
Manny Patterson	1-2	0-0	2-2	0/0	0	4	4	0	1	0	0	10
Parker Long	1-3	1-2	0-0	1/1	2	1	3	0	0	0	1	13
Nate Johnson	2-2	0-0	1-2	0/0	0	3	5	0	0	0	0	7
Nana Akenten	1-7	1-4	0-0	4/2	6	1	3	1	1	0	0	11
TEAM				2/4	6							
Totals	25-65	12-35	19-23	13/21	34	19	81	15	15	2	4	200
MUR (11-2, 1-0 OVC)	FG	3P	FT	O/D	REB	F	PTS	A	TO	B	S	M
Demarcus Sharp, f	8-14	2-3	3-4	3/8	11	1	21	1	1	1	1	26
DJ Burns, f	3-4	0-0	3-4	4/6	10	1	9	1	2	1	0	20
Tevin Brown, g	4-13	3-8	6-7	0/2	2	2	17	5	3	1	4	31
Carter Collins, g	0-1	0-0	1-2	0/2	2	1	1	1	0	0	1	24
Justice Hill, g	9-15	6-10	2-2	0/1	1	3	26	5	1	0	1	29
Isiah Mosley	2-4	0-1	1-1	0/1	1	4	5	0	2	0	0	14
Trae Hannibal	6-8	0-0	3-4	1/1	2	2	15	2	3	0	1	17
Ja'Monta Black	0-0	0-0	1-2	0/0	0	0	1	0	0	0	0	2
Lu'cye Patterson	0-1	0-1	0-0	0/0	0	1	0	0	0	0	0	2
Jordan Skipper-Brown	3-3	0-0	2-2	1/6	7	3	8	1	1	1	1	20
Nicholas McMullen	1-1	0-0	1-2	0/2	2	1	3	0	1	1	0	13
Dawson Carper	0-0	0-0	0-0	0/0	0	0	0	0	0	0	0	2
TEAM				1/1	2							
Totals	36-64	11-23	23-30	10/30	40	19	106	16	14	5	9	200
By Periods	1	2	Final									
Southeast Missouri	40	41	81									
Murray State	59	47	106									
FG Percentage: SEMO 38.5, MUR 56.3 3-Point FG Percentage: SEMO 34.3, MUR 47.8												
FT Percentage: SEMO 82.6, MUR 76.7 Attendance: 3630												



2022-23 SOUTHEAST MISSOURI BASKETBALL

GAME SUMMARIES/BOX SCORES

Game
15

Austin Peay 79 Southeast Missouri 98

January 1, 2022 • Show Me Center • Cape Girardeau, Mo.



CAPE GIRARDEAU, Mo. -

Eric Reed, Jr.
dropped in a
career-high 34
points and

Southeast Missouri knocked down 17 three-pointers in a dominating 98-79 win over Austin Peay at the Show Me Center.

SEMO picked up its first Ohio Valley Conference win of the season in a matchup where it never trailed for 40 minutes.

The Redhawks stormed out of the gate and built a 17-3 lead in the first 5:29 of the contest.

SEMO scored the first eight points of the game with six coming from a 3-pointer on back-to-back possessions by Phillip Russell. Reed,

Jr. later capped the surge with a 3-pointer of his own giving SEMO its 14-point advantage with 14:31 remaining in the first half.

The Redhawks increased their lead to 34-17 when Dylan Branson split a pair of free throws at the 5:29 mark before APSU narrowed SEMO's margin to 42-31 at the intermission.

SEMO outscored the Governors, 24-3, from 3-point range and shot 57.9 percent (11-of-19) from the field in their ferocious opening stanza. Reed, Jr. knocked down four of SEMO's eight 3-pointers and scored 17 of his points in the first 20 minutes of play.

SEMO's lead didn't dip below double-digits for the final 11:25 of the game.

Box Score

APSU (4-8, 0-2 OVC) FG	3P	FT	Q/D	REB	E	PTS	A	TO	B	S	M	
C. Stone-Carrawell, f	8-15	1-5	1-4	1/3	4	3	18	2	2	0	3	31
Cameron Copeland, f	4-7	1-3	2-4	1/2	3	0	11	2	3	0	2	24
E. Hutchins-Everett, c	2-8	0-2	4-7	3/6	9	2	8	3	2	1	1	24
Carlos Paez, g	3-6	0-2	4-4	0/1	1	4	10	4	0	0	0	19
Tariq Silver, g	3-8	2-6	3-4	0/1	1	5	11	2	2	0	1	26
Elton Walker	3-6	0-0	1-2	3/0	3	3	7	0	0	0	3	19
Noel Scott	1-2	0-0	0-2	2/1	3	2	2	1	2	0	1	10
Drew Calderon	1-4	1-3	2-3	0/2	2	2	5	1	0	0	0	16
Jalen Ware	0-0	0-0	0-0	0/0	0	0	0	0	0	0	0	3
DJ Peavy	0-2	0-0	3-5	1/2	3	2	3	0	0	0	0	13
Alec Woodard	1-3	0-0	2-3	1/1	2	2	4	0	0	0	0	15
TEAM			2/1	3				1				
Totals	26-61	5-21	22-38	14/20	34	25	79	15	12	1	11	200
SEMO (6-9, 1-1 OVC) FG	3P	FT	Q/D	REB	E	PTS	A	TO	B	S	M	
Sam Thompson, f	3-4	0-0	1-2	2/4	6	4	7	0	6	1	0	29
Dylan Branson, f	0-1	0-0	4-6	1/3	4	4	4	6	1	1	0	25
Phillip Russell, g	5-9	5-7	5-6	0/0	0	5	20	2	3	0	1	27
Eric Reed, Jr., g	9-16	7-11	9-10	0/8	8	3	34	5	2	0	1	39
Nygal Russell, g	4-8	1-2	0-0	1/3	4	4	9	2	2	0	0	24
Chris Harris	0-1	0-1	0-0	0/2	2	0	0	1	2	0	0	9
Manny Patterson	0-0	0-0	1-2	0/0	0	4	1	0	2	2	0	8
DQ Nicholas	2-5	1-2	9-10	0/3	3	2	14	3	1	0	1	22
Parker Long	1-1	1-1	0-0	0/0	0	1	3	0	0	0	0	9
Nana Akenten	2-4	2-4	0-0	0/2	2	1	6	0	0	1	0	8
TEAM			2/2	4								
Totals	26-49	17-28	29-36	6/27	33	28	98	19	19	5	3	200
By Periods	1	2	Final									
Austin Peay	31	48	79									
Southeast Missouri	42	56	98									
FG Percentage: APSU 42.6, SEMO 53.1 3-Point FG Percentage: APSU 23.8, SEMO 60.7												
FT Percentage: APSU 57.9, SEMO 80.6 Attendance: 580												

Game
16

Southeast Missouri 62 Belmont 102

January 6, 2022 • Curb Event Center • Nashville, Tenn.



NASHVILLE, Tenn.. -

Eric Reed, Jr.
scored 22 point,
Nana Akenten

added 16 off the bench and Sam Thompson pitched in 10 as Southeast Missouri fell to Ohio Valley Conference preseason favorite Belmont 102-62.

Five days after dropping a career-best 34 points vs. Austin Peay, Reed, Jr. gave SEMO a nice start. Reed, Jr. made his first four 3-pointers and ended up with six to go along with all of his points in the first half.

But, the rest of his teammates accounted for a combined 11 points and that wasn't enough to keep the Redhawks in the game.

After DQ Nicholas made a layup to put SEMO ahead, 23-21, BU immediately seized control and never let up.

The Bruins responded with a 16-0 run while the Redhawks missed six-straight field goals until Nicholas' jumper with a little under seven minutes left.

BU went on to outscore SEMO, 29-5, in a nine-minute stretch and, as a result, ran their lead to 57-33 at the intermission.

The Bruins kept the pedal down in the second half and led by as many as 46 before putting their 11th win on ice.

Box Score

SEMO (6-10, 1-2 OVC)	FG	3P	FT	Q/D	REB	E	PTS	A	TO	B	S	M
Sam Thompson, f	5-8	0-0	0-0	2/2	4	3	10	0	2	1	0	20
Phillip Russell, g	0-8	0-5	0-0	0/2	2	0	0	1	0	0	1	19
Eric Reed, Jr., g	6-11	6-7	4-4	2/1	3	1	22	0	3	1	0	31
Nygal Russell, g	1-5	1-5	0-0	2/3	5	1	3	3	1	0	0	17
Dylan Branson, g	0-1	0-1	0-0	1/2	3	0	0	2	2	0	0	14
Chase Thompson	0-2	0-1	0-0	0/0	0	0	0	1	0	0	0	7
Chris Harris	0-8	0-4	0-0	1/0	1	0	0	0	2	0	1	18
Manny Patterson	2-4	0-0	0-0	0/1	1	1	4	1	1	1	0	13
DQ Nicholas	2-5	0-0	0-0	1/2	3	2	4	3	2	0	1	21
Parker Long	0-2	0-1	0-1	0/1	1	0	0	4	1	0	0	17
Nana Akenten	6-8	5-7	2-3	0/3	3	2	19	0	1	1	1	23
TEAM				2/1	3							
Totals	22-62	12-31	6-8	11/18	29	10	62	15	15	4	4	200
BEL (11-3, 1-0 OVC)	FG	3P	FT	Q/D	REB	E	PTS	A	TO	B	S	M
Nick Muszynski, c	7-12	1-2	2-2	1/2	3	1	17	3	1	2	0	19
Grayson Murphy, g	6-7	0-0	1-1	1/6	7	0	13	4	1	2	0	24
Luke Smith, g	2-4	1-2	0-0	1/3	4	0	5	0	0	0	1	15
Will Richard, g	5-8	2-4	5-6	2/2	4	0	17	3	1	0	3	24
Ben Sheppard, g	6-10	2-6	2-2	0/4	4	3	16	3	1	0	0	21
Even Brauns	3-5	0-1	0-0	0/3	3	0	6	0	0	1	0	15
EJ Bellinger	5-9	0-2	0-0	1/1	2	0	10	0	0	0	1	16
Michael Shanks	2-3	2-3	0-0	0/2	2	4	6	2	0	0	1	15
Tate Pierson	0-1	0-1	0-0	0/1	1	0	0	2	0	0	0	9
Derek Sabin	0-1	0-0	0-0	1/2	3	1	0	1	1	0	0	7
JaCobi Wood	4-7	0-1	0-0	1/1	2	3	8	4	2	0	1	25
Frank Jakubicek	2-3	0-1	0-0	0/0	0	1	4	1	0	0	0	10
TEAM				3/3	6							
Totals	42-70	8-23	10-11	11/30	41	13	102	23	7	5	7	200
By Periods	1	2	Final									
Southeast Missouri	33	29	62									
Belmont	57	45	102									
FG Percentage: SEMO 35.5, BEL 60.0 3-Point FG Percentage: SEMO 38.7, BEL 34.8												
FT Percentage: SEMO 75.0, BEL 90.9 Attendance: 278												



Game 17

Southeast Missouri 84 Tennessee State 95

January 8, 2022 • Gentry Center • Nashville, Tenn.



NASHVILLE, Tenn. -

Southeast
Missouri dropped
a 95-84 decision

to Tennessee State at the Gentry Center.

Despite playing without post players Sam Thompson and Manny Patterson, SEMO made things interesting down the stretch.

Trailing, 86-67, with 3:16 left to play, the Redhawks turned it up defensively to force three turnovers and scored 10-straight points in a span of 1:26 to get within nine.

Nygal Russell knocked down a 3-pointer before DQ Nicholas followed with five points and added a pair of steals. Shortly after Nicholas scored on a layup, stole the ball and Phillip Russell scored to narrow the

Tigers lead to 86-77 with 1:50 on the clock.

Seventeen seconds later, Nana Akenten drained a 3-pointer to make it an eight-point contest at 88-80 at the 1:33 mark.

Nicholas made two free throws to pull the Redhawks within eight again (90-82) with less than a minute left. On TSU's ensuing inbound pass, Dylan Branson was charged with a flagrant foul following a replay review.

The Tigers went on to hit five of six free throws in the final 55 seconds.

SEMO edged TSU, 54-53, in a foul-plagued second half that resulted in the teams combining to shoot 54 free throws.

Game 18

Tennessee State 63 Southeast Missouri 85

January 20, 2022 • Show Me Center • Cape Girardeau, Mo.



CAPE GIRARDEAU, MO. -

- Nana Akenten
scored a game-

high 17 points and Southeast Missouri shot 57 percent from the field in a dominating 85-63 win over Tennessee State at the Show Me Center.

Akenten came off the bench to score double figures in his third-straight game and averaged 16.5 points in two games against TSU this year.

SEMO heated up to shoot 57.1 percent from the field in the first half and buried five 3-pointers with three coming from Akenten.

Despite falling behind by nine (21-12) with 8:09 remaining, the

Redhawks made it a two-possession game before closing the stanza with a vengeance.

SEMO used a 12-0 run in the final 1:40 sparked by a pair of 3-pointers by Akenten and another by Nygal Russell to fuel that surge which put the Redhawks ahead, 41-34, at the break.

The Redhawks carried over their momentum in the second half, where it outscored the Tigers, 44-29.

Akenten went 6-of-7 from the field and 3-of-4 from downtown to lead three Redhawks in double figures. Phillip Russell followed with 15 points and a season-high seven assists, while Eric Reed, Jr. pitched in 14 points.

Box Score

SEMO (6-11, 1-3 OVC)	FG	3P	FT	O/D	REB	F	PTS	A	TO	B	S	M
Sam Thompson, f	1-1	0-0	0-0	0/2	2	1	2	0	1	2	0	10
Phillip Russell, g	6-11	1-3	9-13	1/3	4	4	22	1	2	0	0	32
Eric Reed, Jr., g	3-8	0-3	3-4	0/2	2	3	9	1	1	0	0	29
Nygal Russell, g	3-4	2-3	0-1	0/2	2	4	8	3	1	1	0	21
Dylan Branson, g	1-4	0-2	0-0	1/1	2	5	2	0	1	0	0	8
Chase Thompson	0-1	0-1	4-6	0/0	0	3	4	0	1	0	0	16
Chris Harris	1-3	0-2	2-2	0/2	2	3	4	2	1	0	1	27
DQ Nicholas	3-7	2-5	7-8	1/2	3	1	15	2	0	0	3	28
Parker Long	1-1	0-0	0-0	1/0	1	0	2	1	0	0	1	7
Nana Akenten	6-13	4-11	0-0	0/3	3	4	16	0	0	0	0	22
TEAM												1
Totals	25-53	9-30	25-34	4/17	21	28	84	10	9	3	5	200
TSU (6-8, 1-1 OVC)	FG	3P	FT	O/D	REB	F	PTS	A	TO	B	S	M
Kassim Nicholson, f	5-7	0-0	5-6	1/5	6	3	15	2	2	0	0	35
Shakem Johnson, f	5-5	0-0	6-8	0/4	4	4	16	1	2	3	0	30
Jalen Dupree, f	2-3	0-0	0-0	1/2	3	5	4	1	2	1	0	14
Marcus Fitzgerald, g	7-9	1-1	8-8	0/2	2	3	23	3	3	1	2	36
Carlos Marshall Jr., g	5-11	1-4	7-9	0/4	4	3	18	2	2	0	1	34
Tajik Bartholomew	1-2	1-1	2-2	0/0	0	0	5	0	0	0	0	8
Monty Johal	0-0	0-0	0-1	0/1	1	3	0	0	0	0	0	4
Dedric Boyd	3-9	2-6	2-2	0/7	7	2	10	2	0	0	0	26
Emmanuel Dowuona	0-0	0-0	4-4	0/1	1	3	4	0	1	1	0	13
TEAM				2/3	5							1
Totals	28-46	5-12	34-40	4/29	33	26	95	11	13	6	3	200
By Periods	1	2	Final									
Southeast Missouri	30	54	84									
Tennessee State	42	53	95									

FG Percentage: SEMO 47.2, TSU 60.9 3-Point FG Percentage: SEMO 30.0, TSU 41.7

FT Percentage: SEMO 73.5, TSU 85.0 Attendance: 269

Box Score

TSU (7-11, 2-4 OVC)	FG	3P	FT	O/D	REB	F	PTS	A	TO	B	S	M
Kassim Nicholson, f	4-9	0-2	1-2	2/5	7	3	9	0	0	0	0	35
Shakem Johnson, f	1-1	0-0	3-6	2/4	6	1	5	3	1	1	1	28
Marcus Fitzgerald, g	4-11	1-3	5-7	1/1	2	2	14	2	3	0	0	31
Carlos Marshall, g	3-11	2-4	2-2	1/2	3	4	10	0	3	0	1	26
Kenny Cooper, g	1-6	1-3	2-2	1/2	3	4	5	1	6	0	0	28
Monty Johal	1-2	0-0	0-0	0/0	0	1	2	1	0	0	1	12
Dedric Boyd	5-12	3-7	0-0	0/4	4	1	13	1	2	0	0	24
Emmanuel Dowuona	1-1	0-0	0-1	1/0	1	2	2	1	0	0	2	6
Jalen Dupree	1-1	0-0	1-2	1/0	1	4	3	1	1	0	0	10
TEAM												1
Totals	21-54	7-19	14-22	9/18	27	22	63	10	17	1	5	200
SEMO (7-11, 2-3 OVC)	FG	3P	FT	O/D	REB	F	PTS	A	TO	B	S	M
Manny Patterson, f	4-7	0-0	0-0	1/1	2	4	8	0	0	1	0	18
Phillip Russell, g	5-12	1-5	4-7	2/0	2	2	15	7	2	0	2	36
Eric Reed, Jr., g	7-10	0-2	0-0	0/5	5	2	14	2	1	0	1	36
Nygal Russell, g	3-8	1-5	1-2	1/6	7	3	8	2	1	1	2	30
Dylan Branson, g	0-1	0-1	3-4	0/3	3	3	3	1	2	1	1	19
Chase Thompson	3-4	0-0	3-3	1/0	1	0	9	1	0	0	1	17
Chris Harris	2-4	1-2	3-4	0/2	2	1	8	1	1	0	1	15
DQ Nicholas	1-1	1-1	0-2	0/2	2	1	3	0	3	0	0	12
Nana Akenten	6-7	3-4	2-3	0/3	3	1	17	2	0	1	0	17
Totals	31-54	7-20	16-25	5/22	27	17	85	16	10	4	8	200
By Periods	1	2	Final									
Tennessee State	34	29	63									
Southeast Missouri	41	44	85									

FG Percentage: TSU 38.9, SEMO 57.4 3-Point FG Percentage: TSU 36.8, SEMO 35.0

FT Percentage: TSU 63.6, SEMO 60.0 Attendance: 640



2022-23 SOUTHEAST MISSOURI BASKETBALL

GAME SUMMARIES/BOX SCORES

**Game
19**

Southeast Missouri 87 Eastern Illinois 58

January 22, 2022 • Lantz Arena • Charleston, Ill.



CHARLESTON, ILL. -

Southeast Missouri roughed up Eastern Illinois, 87-58, for its

largest Ohio Valley Conference road win in program history.

SEMO controlled the game from start to finish en route to ending a seven-game losing skid in true road games. The Redhawks also picked up their second-straight win and are 3-3 in league play for the first time in five years.

Dylan Branson rallied SEMO with a strong start early by draining a pair of 3-pointers and scoring 10 points in the opening 6:10 of play. Branson later made another basket to finish with 12 points in nine

minutes during the first half.

Ahead by seven (24-17), the Redhawks pieced together a 14-4 run. Chris Harris' third 3-pointer in a quick 1:21 stretch ignited the surge that ended on a DQ Nicholas 3-pointer that made it a 38-21 game with 3:20 remaining.

Harris later nailed his season-best fourth 3-pointer to increase SEMO's lead to 51-29 before the Redhawks headed into the locker room up 51-32.

SEMO continued to man-handle EIU in the second half.

SEMO led by 30 or more points on five occasions and took its biggest lead when Eric Reed, Jr. made a 3-pointer to give the Redhawks a hefty 82-50 advantage with 3:48 to go.

Box Score

SEMO (8-11, 3-3 OVC)	FG	3P	FT	Q/D	REB	E	PTS	A	TO	B	S	M
Manny Patterson, f	5-7	0-0	1-2	4/2	6	1	11	0	0	1	0	17
Phillip Russell, g	3-4	1-1	2-2	1/3	4	3	9	8	3	0	1	26
Eric Reed, Jr., g	3-10	1-6	2-2	3/3	6	3	9	5	3	0	1	20
Nygal Russell, g	4-7	2-4	0-0	2/2	4	3	10	2	0	0	0	18
Dylan Branson, f	5-8	2-4	0-0	1/3	4	3	12	3	0	0	0	17
Chase Thompson	0-1	0-0	0-0	2/2	4	2	0	3	2	0	2	23
Chris Harris	5-11	4-7	0-0	0/2	2	3	14	1	0	1	0	19
DQ Nicholas	2-4	2-3	2-6	0/5	5	3	8	2	2	0	2	23
Parker Long	0-0	0-0	2-2	0/0	0	0	2	1	1	0	1	10
Nana Akenten	4-11	3-10	1-2	0/6	6	1	12	2	0	2	1	27
TEAM				1/0	1				1			
Totals	31-63	15-35	10-16	14/28	42	22	87	27	12	4	8	200
EIU (2-16, 0-5 OVC)	FG	3P	FT	Q/D	REB	E	PTS	A	TO	B	S	M
Paul Bizimana, f	4-9	1-3	1-1	1/5	6	2	10	0	2	1	0	25
R. Rufino Bolis, f	0-0	0-0	0-0	0/2	2	5	0	0	2	0	0	9
Kashawn Charles, g	2-7	1-4	2-2	0/2	2	1	7	2	2	0	1	27
Kejuan Clements, g	5-13	0-3	4-7	0/2	2	4	14	7	4	0	1	32
Dan Luers, g	5-6	3-3	1-3	0/3	3	3	14	1	2	0	3	38
CJ Lane	0-3	0-1	6-7	1/1	2	2	6	0	3	0	2	21
Micah Schnyders	2-6	1-1	0-0	1/2	3	1	5	0	0	0	0	26
Sammy Friday IV	1-6	0-1	0-1	0/3	3	1	2	0	1	0	0	22
TEAM				3/1	4				1			
Totals	19-50	6-16	14-21	6/21	27	19	58	10	17	1	7	200
By Periods	1	2	Final									
Southeast Missouri	51	36	87									
Eastern Illinois	32	26	58									

FG Percentage: SEMO 49.2, EIU 38.0 3-Point FG Percentage: SEMO 42.9, EIU 37.5

FT Percentage: SEMO 62.5, EIU 66.7 Attendance: 869

**Game
20**

Morehead State 74 Southeast Missouri 73

January 27, 2022 • Show Me Center • Cape Girardeau, Mo.



CAPE GIRARDEAU, Mo. -

Eric Reed, Jr.'s desperation

3-pointer at the

buzzer came off the backboard and Morehead State survived with a 74-73 overtime win over Southeast Missouri in a thrilling national-ly televised ESPNU matchup.

SEMO led by as many as 14 points in the game, but MSU continued to chip away at the Redhawks lead and managed to keep its undefeated record in Ohio Valley Conference play intact.

The Eagles closed out the first half on a 6-0 run to pull to within seven (36-29) and carried their momentum into the second half where

they scored the first five points to quickly make it a two-point contest.

MSU would then get within three or less points on eight more occasions before taking a 53-52 lead on Johni Broome's layup with 6:55 remaining.

In the final minute of regulation, Chris Harris made a big jumper to put SEMO ahead, 64-61, with 27 seconds left.

However, Tray Hollowell answered with a game-tying 3-pointer nine seconds later.

Deadlocked at 64-64, Harris got off a 3-pointer as time expired, but his shot missed and both teams headed to overtime.

Harris led the Redhawks with 22 points.

Box Score

MOR (16-5, 8-0 OVC)	FG	3P	FT	Q/D	REB	E	PTS	A	TO	B	S	M
Johni Broome, f	10-18	0-0	1-4	5/6	11	0	21	0	2	5	0	37
Skyelar Potter, g	3-10	0-6	5-7	2/8	10	5	11	1	3	0	1	33
Tray Hollowell, g	4-14	3-10	0-1	2/2	4	2	11	3	0	0	0	35
Jake Wolfe, g	2-4	1-1	4-5	2/3	5	3	9	1	2	0	2	35
Ta'lon Cooper, g	6-12	2-4	0-2	2/7	9	3	14	3	0	0	1	41
Jaylen Seabee	1-2	0-1	2-2	1/1	2	1	4	1	1	0	0	10
Drew Thelwell	0-0	0-0	0-0	0/0	0	0	0	0	0	0	0	0+
Jaylon Hall	1-6	1-4	1-2	0/0	0	2	4	3	1	1	1	27
LJ Bryan	0-1	0-0	0-0	1/0	1	2	0	0	1	0	0	7
Totals	27-67	7-26	13-23	15/27	42	18	74	12	10	6	5	225
SEMO (8-12, 3-4 OVC)	FG	3P	FT	Q/D	REB	E	PTS	A	TO	B	S	M
Manny Patterson, f	6-9	0-0	0-0	2/4	6	3	12	0	0	0	1	28
Eric Reed, Jr., g	4-14	2-8	1-2	2/4	6	3	11	3	1	0	4	38
DQ Nicholas, g	4-8	0-1	4-6	1/8	9	3	12	1	0	0	0	36
Nygal Russell, g	2-9	0-5	0-1	2/7	9	2	4	4	2	0	0	39
Dylan Branson, g	2-4	1-2	3-5	2/1	3	4	8	2	1	0	0	24
Chase Thompson	0-1	0-0	0-0	0/1	1	0	0	1	0	0	0	10
Chris Harris	9-14	4-6	0-0	0/1	1	2	22	1	3	0	0	29
Sam Thompson	1-1	0-0	0-0	0/0	0	2	2	1	1	1	0	4
Nana Akenten	1-6	0-4	0-0	0/2	2	1	2	0	1	0	0	17
TEAM												
Totals	29-66	7-26	8-14	9/28	37	20	73	13	10	1	5	225
By Periods	1	2	OT	Final								
Morehead State	29	35	10	74								
Southeast Missouri	36	28	9	73								

FG Percentage: MOR 40.3, SEMO 43.9 3-Point FG Percentage: MOR 26.9, SEMO 26.9

FT Percentage: MOR 56.5, SEMO 57.1 Attendance: 1325

2022-23 SOUTHEAST MISSOURI BASKETBALL

GAME SUMMARIES/BOX SCORES



**Game
21**

SIU Edwardsville 77 Southeast Missouri 85

January 29, 2022 • Show Me Center • Cape Girardeau, Mo.



CAPE GIRARDEAU, Mo. -

Eric Reed, Jr. and
DQ Nicholas each

scored 18 points to lead Southeast Missouri to an 85-77 victory over SIU Edwardsville at the Show Me Center.

SEMO won its fourth-straight game over SIUE in the series between the teams and improved to 15-4 against the Cougars in Cape Girardeau. The Redhawks also handed SIUE its sixth-consecutive loss.

SIUE, after trailing 35-31 at the half, tied the game at 35-35 on a field goal by Ray'Sean Taylor early in the second half, SEMO didn't allow them to take a lead the remainder of the contest.

SEMO led for a period of 31:20 and took its largest lead when Nygal Russell's free throw made it a 10-point game (77-67) with 1:16 left to play.

Neither team led by more than seven points in a tightly contested first half.

SEMO opened the game with a 10-3 run with Russell and Chris Harris burying threes along the way. Sam Thompson's layup later capped the early jaunt with 15:29 to go.

Harris knocked down a free throw and nailed a 3-pointer at the buzzer to regain a 35-31 advantage for SEMO at the half.

SEMO got a huge lift from its bench, which dominated the game outscoring SIUE by a count of 35-6.

**Game
22**

Southeast Missouri 63 UT Martin 84

February 3, 2022 • Elam Center • Martin, Tenn.



MARTIN, Tenn. -

– UT Martin closed with a 17-1 run to pull away with an 84-63 win over Southeast

Missouri at the Elam Center.

SEMO built a 12-5 lead in the first seven minutes of the contest. After UTM narrowed the Redhawks margin to 17-13, the Skyhawks went on a 10-0 run to take a six-point advantage and never trailed again.

UTM scored 17 of the game's next 22 points from that point on and never trailed for the remainder of the first half en route to a 38-34 edge at the intermission.

The Skyhawks went ahead, 35-26, on a free throw by Josh Endicott to take their biggest lead with less than three minutes left in the

opening stanza.

Nygal Russell drained a 3-pointer to get SEMO within one at 47-46 with 15:35 left to play, but that was as close as it would get.

After that, UTM answered with a 12-3 run and took a 49-39 lead on Mikel Henderson's 3-pointer at the 13:02 mark.

Eric Reed, Jr. and Manny Patterson each led SEMO with 12 points, while Russell and Akenten followed with 10. Phillip Russell, who missed the last two games due to COVID protocols, returned to score four points in 28 minutes.

SEMO shot just 37 percent (20-of-54) from the field and was outrebounded, 44-25.

Box Score

SIUE (7-14, 1-7 OVC)	FG	3P	FT	O/D	REB	F	PTS	A	TO	B	S	M
DeeJuan Pruitt, f	4-13	1-4	5-6	2/5	7	1	14	3	1	0	4	35
Ray'Sean Taylor, g	10-17	5-9	0-1	2/5	7	3	25	1	1	0	0	32
Shamar Wright, g	3-8	1-4	4-6	1/4	5	5	11	1	5	1	1	30
Courtney Carter, g	6-12	2-5	1-1	0/2	2	1	15	1	1	0	2	30
Shaun Doss Jr., g	2-7	0-1	2-2	1/2	3	5	6	1	2	0	0	27
Zane Butler	1-2	0-1	1-1	0/0	0	5	3	1	0	0	0	6
Desmond Polk	0-1	0-1	0-0	0/2	2	0	0	0	1	0	0	13
Jonathan Kurtas	0-0	0-0	0-0	0/1	1	2	0	0	1	1	0	9
Michael Matas	0-0	0-0	0-0	0/0	0	0	0	0	0	0	0	0+
Lamar Wright	1-2	0-0	1-2	1/2	3	3	3	1	2	1	0	18
Totals	27-62	9-25	14-19	7/23	30	25	77	9	14	3	7	200
SEMO (9-12, 4-4 OVC)	FG	3P	FT	O/D	REB	F	PTS	A	TO	B	S	M
Manny Patterson, f	2-6	0-0	1-2	3/2	5	4	5	0	1	0	3	13
Eric Reed, Jr., g	4-11	0-3	10-12	0/2	2	3	18	0	0	0	0	26
DQ Nicholas, g	6-11	1-2	5-5	0/7	7	3	18	2	0	0	0	37
Nygal Russell, g	3-8	2-5	1-2	4/7	11	1	9	2	2	0	1	30
Dylan Branson, g	0-0	0-0	0-0	1/0	1	3	0	1	5	1	0	13
Chase Thompson	0-1	0-1	1-2	0/0	0	1	1	0	0	0	0	7
Chris Harris	3-10	2-4	9-14	1/2	3	0	17	6	0	0	1	31
Parker Long	0-0	0-0	0-0	0/0	0	0	0	0	0	0	0	2
Sam Thompson	3-4	0-0	0-0	0/2	2	3	6	1	3	1	0	19
Nana Akenten	4-8	2-4	1-2	1/6	7	2	11	0	0	1	1	22
Totals	25-59	7-19	28-39	10/28	38	20	85	12	11	3	6	200
By Periods	1	2	Final									
SIU Edwardsville	31	46	77									
Southeast Missouri	35	50	85									

FG Percentage: SIUE 43.5, SEMO 42.4 3-Point FG Percentage: SIUE 36.0, SEMO 36.8

FT Percentage: SIUE 73.7, SEMO 71.8 Attendance: 935

Box Score

SEMO (9-13, 4-5 OVC)	FG	3P	FT	O/D	REB	F	PTS	A	TO	B	S	M
Manny Patterson, f	5-8	0-0	2-2	3/0	3	2	12	0	2	1	1	22
Phillip Russell, g	1-9	0-5	2-2	0/1	1	3	4	3	4	0	1	28
Eric Reed, Jr., g	4-13	2-6	2-2	2/1	3	0	12	2	0	1	1	34
Nygal Russell, g	3-3	2-2	2-2	1/4	5	3	10	0	0	0	0	25
Dylan Branson, g	0-1	0-0	2-4	1/2	3	4	2	1	1	0	0	14
Chase Thompson	1-1	0-0	1-2	0/1	1	1	3	1	0	1	0	10
Chris Harris	1-7	1-2	4-4	0/2	2	2	7	0	1	0	1	18
DQ Nicholas	0-3	0-1	0-0	1/0	1	3	0	1	2	0	0	19
Parker Long	0-0	0-0	0-0	0/0	0	0	0	0	0	0	0	1
Sam Thompson	1-2	0-0	1-1	0/0	0	1	3	1	1	0	0	8
Nana Akenten	4-7	2-5	0-2	0/5	5	4	10	3	1	0	0	21
TEAM				0/1	1							
Totals	20-54	7-21	16-21	8/17	25	23	63	12	12	3	4	200
UTM (8-15, 4-7 OVC)	FG	3P	FT	O/D	REB	F	PTS	A	TO	B	S	M
KK Curry, f	2-4	0-0	6-8	3/5	8	1	10	2	4	2	0	33
Chris Nix, f	4-8	0-0	2-2	3/5	8	3	10	0	1	2	0	26
Bernie Andre, f	4-9	2-5	4-4	5/7	12	2	14	2	2	0	0	33
Koby Jeffries, g	3-7	0-1	1-2	0/3	3	4	7	2	1	0	1	24
KJ Simon, g	7-9	2-3	3-3	0/1	1	4	19	0	0	2	0	17
Mikel Henderson	5-12	5-8	2-2	0/1	1	3	17	1	2	0	1	26
Josh Endicott	1-4	0-1	2-4	0/4	4	2	4	1	2	0	0	12
Grant Hurst	0-0	0-0	0-0	1/1	2	0	0	4	1	0	0	22
David Didenko	1-4	1-4	0-0	0/1	1	0	3	0	0	0	1	7
TEAM				4/0	4							
Totals	27-57	10-22	20-25	16/28	44	19	84	12	14	6	3	200
By Periods	1	2	OT	Final								
Southeast Missouri	34	29	63									
UT Martin	38	46	84									

FG Percentage: SEMO 37.0, UTM 47.4 3-Point FG Percentage: SEMO 33.3, UTM 45.5

FT Percentage: SEMO 76.2, UTM 80.0 Attendance: 506



2022-23 SOUTHEAST MISSOURI BASKETBALL

GAME SUMMARIES/BOX SCORES

Game
23

Eastern Illinois 56 Southeast Missouri 63

February 7, 2022 • Show Me Center • Cape Girardeau, Mo.



CAPE GIRARDEAU, Mo. -

Eric Reed, Jr.
scored a game-
high 21 points

and made five 3-pointers to lead Southeast Missouri to a 63-56 win over Eastern Illinois at the Show Me Center.

SEMO completed a two-game sweep of EIU for the fourth time in five years.

The Redhawks seized the momentum from the opening tip by burying five-straight 3-pointers.

Reed, Jr. knocked down a pair of 3-pointers and Nygal Russell buried one to give the Redhawks a quick 9-0 advantage not even three minutes in.

Phillip Russell and Dylan Branson each made a 3-pointer after that to increase SEMO's lead to 15-2 as EIU turned the ball over seven times in the first seven minutes.

The Redhawks, who scored 22 points off 13 Panther miscues in the first half, ran their lead to 21 (34-13) on a layup by Reed, Jr. before heading into the locker room with a big 34-15 advantage.

EIU turned things around in the second half, where it outscored SEMO, 41-29. The Panthers, however, could only get within four points.

SEMO finished with 29 points off 21 EIU turnovers.

Box Score

SEMO (10-13, 5-5 OVC)	FG	3P	FT	Q/D	REB	E	PTS	A	TO	B	S	M
Manny Patterson, f	4-5	0-0	0-0	0/4	4	2	8	0	3	0	1	20
Phillip Russell, g	3-6	1-3	0-2	0/1	1	0	7	4	1	0	1	32
Eric Reed, Jr., g	8-18	5-12	0-1	2/2	4	1	21	1	3	0	0	32
Nygal Russell, g	3-7	1-4	1-2	1/3	4	2	8	2	1	0	0	28
Dylan Branson, g	1-3	1-2	2-2	3/3	6	2	5	2	3	0	2	26
Chase Thompson	1-2	1-2	0-0	0/1	1	0	3	1	0	0	1	9
Chris Harris	1-5	1-5	1-2	0/2	2	2	4	4	2	0	1	20
DQ Nicholas	0-1	0-0	0-0	0/1	1	0	0	0	0	0	1	7
Parker Long	0-0	0-0	0-0	0/0	0	0	0	0	0	0	0	2
Sam Thompson	0-1	0-0	1-2	0/0	0	3	1	1	1	0	2	7
Nana Akenten	2-7	1-4	1-2	2/1	3	3	6	1	2	0	0	17
Totals	23-55	11-32	6-13	8/18	26	15	63	16	16	0	9	200
By Periods	1	2	Final									
Eastern Illinois	15	41	56									
Southeast Missouri	34	29	63									

FG Percentage: EIU 39.2, SEMO 41.8 3-Point FG Percentage: EIU 40.0, SEMO 34.4

FT Percentage: EIU 72.7, SEMO 46.2 Attendance: 924

Game
24

Southeast Missouri 76 SIU Edwardsville 47

February 7, 2022 • First Community Arena • Edwardsville, Ill.



EDWARDS- VILLE, Ill. -

Redshirt-fresh-
man point guard
Phillip Russell

finished with a career-high 35 points and 10 rebounds to lead short-handed Southeast Missouri to a nice 76-47 road win over SIU Edwardsville at First Community Arena.

Adversity struck SEMO just hours before it left for Edwardsville.

Four of the Redhawks top six scorers -- Eric Reed, Jr., Chris Harris, DQ Nicholas, Nana Akenten -- were ruled out due to COVID protocols leaving SEMO with only seven available players.

That didn't faze Russell a bit, as he put together his best game to date.

Russell, who hails from St. Louis, put on a show scoring his first 20 points on 6-of-11 field goals and a near-perfect 6-of-7 free throws in the opening period alone. He scored seven points in a quick 1:29 to give the Redhawks a 16-15 edge with 8:47 remaining and SEMO later led, 40-24, at the half.

The Redhawks continued to pour it on in the second half and took their largest lead when Russell made four-straight free throws following a SIUE personal and technical foul to make it a 74-43 ballgame with 2:08 to go.

Russell scored the most points in a single game of any freshman in SEMO's Division I era. He also became only the second D-I freshman in 25 years to get 35+ points, 10+ rebounds and 5+ steals in a game.

Box Score

SEMO (11-13, 6-5 OVC)	FG	3P	FT	Q/D	REB	E	PTS	A	TO	B	S	M
Chase Thompson, f	3-6	1-2	3-4	0/5	5	3	10	0	0	0	1	35
Manny Patterson, f	3-7	0-0	1-1	3/4	7	4	7	0	2	1	0	20
Phillip Russell, g	9-20	3-10	14-15	2/8	10	3	35	4	2	0	5	39
Nygal Russell, g	4-10	2-6	2-2	1/8	9	4	12	3	2	0	1	36
Dylan Branson, g	0-5	0-2	2-2	0/4	4	4	2	2	2	0	1	26
Parker Long	2-6	2-5	1-1	0/1	1	2	7	1	0	0	0	29
Sam Thompson	0-2	0-0	3-4	1/0	1	5	3	0	3	0	1	15
TEAM				2/4	6							
Totals	21-56	8-25	26-29	9/34	43	25	76	10	12	1	9	200
SIUE (7-17, 1-10 OVC)	FG	3P	FT	Q/D	REB	E	PTS	A	TO	B	S	M
DeeJuan Pruitt, f	4-6	0-1	5-5	1/3	4	5	13	1	0	1	1	27
Lamar Wright, f	2-7	0-1	4-7	2/3	5	2	8	0	3	0	1	33
Shamar Wright, g	4-7	1-3	0-0	1/1	2	5	9	1	3	0	0	16
Courtney Carter, g	0-4	0-1	2-4	1/6	7	4	2	0	0	0	1	28
Shaun Doss Jr., g	2-11	0-2	4-5	2/8	10	2	8	2	2	1	1	39
Zane Butler	0-4	0-3	0-0	0/0	0	0	0	0	3	0	1	8
Desmond Polk	1-4	0-2	0-0	0/1	1	0	2	0	2	0	0	27
Jonathan Kurtas	0-2	0-0	0-1	0/1	1	4	0	0	1	0	0	11
Michael Matas	0-0	0-0	2-2	0/1	1	0	2	0	0	0	0	2
Cam Williams	1-7	1-5	0-0	0/1	1	3	3	1	1	0	1	9
TEAM				0/2	2							
Totals	14-52	2-18	17-24	7/27	34	25	47	5	15	2	6	200
By Periods	1	2	Final									
Southeast Missouri	40	36	76									
SIU Edwardsville	24	23	47									

FG Percentage: SEMO 37.5, SIUE 26.9 3-Point FG Percentage: SEMO 32.0, SIUE 11.1

FT Percentage: SEMO 89.7, SIUE 70.8 Attendance: 565

2022-23 SOUTHEAST MISSOURI BASKETBALL

GAME SUMMARIES/BOX SCORES



**Game
25**

Southeast Missouri 66 Austin Peay 74

February 10, 2022 • Dunn Center • Clarksville, Tenn.



CLARKSVILLE, Tenn. -

Austin Peay made 12 three-pointers and never trailed in a 74-66 win over

Southeast Missouri at the Dunn Center.

APSU outscored SEMO, 36-15, from 3-point range en route to avenging a loss to the Redhawks earlier this season.

SEMO started slow missing eight of its first nine field goals in the first half.

Nygal Russell's second-chance layup cut APSU's lead to 8-7 nearly seven minutes in and the Redhawks were within four or less points a total of 13 times in the opening 20 minutes of play.

Parker Long drained the Redhawks first 3-pointer of the contest close the Governors lead to 27-23 at the 5:22 mark. Prior to that make, APSU had outscored SEMO, 21-0, from long range.

A 3-pointer by DQ Nicholas later made it a four-point game (35-31) again with a little under two minutes left before APSU answered by scoring six of the final seven points to take a 41-32 lead at the half.

Both teams combined to go scoreless for over eight minutes in the second half.

SEMO trimmed APSU's lead to 53-48 when Russell made two free throws with 8:33 to go. That, however, was as close as the Redhawks would get.

**Game
26**

Belmont 81 Southeast Missouri 72

February 12, 2022 • Show Me Center • Cape Girardeau, Mo.



CAPE GIRARDEAU Mo. -

Manny Patterson scored

a season-high 20 points to lead four Southeast Missouri starters in double figures in an 81-72 loss to Belmont at the Show Me Center.

SEMO and BU played in front of a crowd of 1,469, the Redhawks largest home attendance of the season.

The Redhawks came out of the gate and shot over 53 percent in the first half. Sam Thompson's second chance layup gave the Redhawks a 12-7 advantage with 14:18 remaining for SEMO's largest lead of the contest.

BU responded with a 9-0 run and pulled ahead, 16-12, on Will Richard's

jumper at the 10:32 mark and never trailed again.

The Bruins went on to get a 37-35 halftime edge.

Nygal Russell buried four 3-pointers from the left corner and led SEMO with 12 first-half points.

Patterson made two free throws to tie the game at 39-39 early in the second half, but the Redhawks couldn't get ahead of the Bruins despite being tied once more and within one point on three other occasions.

Patterson made a near-perfect 8-of-9 field goals and 4-of-5 free throws as SEMO's top scorer.

Box Score

SEMO (11-14, 6-6 OVC)	FG	3P	FT	O/D	REB	F	PTS	A	TO	B	S	M
Chase Thompson, f	3-6	1-3	0-0	0/3	3	3	7	1	1	0	1	19
Manny Patterson, f	3-4	0-0	1-3	2/2	4	3	7	0	2	1	0	17
Phillip Russell, g	6-16	0-5	6-8	1/1	2	2	18	2	3	0	2	35
Nygal Russell, g	4-8	1-2	2-4	4/9	13	1	11	2	0	0	2	35
Dylan Branson, g	1-2	0-1	0-1	1/2	3	4	2	0	1	0	2	21
Eric Reed, Jr.	0-9	0-5	2-2	3/1	4	4	2	3	2	0	1	29
DQ Nicholas	3-4	2-2	4-8	1/0	1	4	12	0	3	0	1	25
Parker Long	1-2	1-2	0-0	1/1	2	0	3	0	0	0	0	10
Sam Thompson	1-3	0-1	2-2	2/1	3	1	4	1	0	1	0	9
TEAM				1/0	1							
Totals	54	5-21	17-28	16/20	36	22	66	9	12	2	9	200
APSU (8-14, 4-8 OVC)	FG	3P	FT	O/D	REB	F	PTS	A	TO	B	S	M
Elton Walker, f	3-4	0-0	3-6	3/5	8	1	9	3	0	0	0	39
E. Everett-Hutchins, c	1-6	0-1	3-4	2/4	6	4	5	2	3	0	0	26
Carlos Paez, g	3-5	2-4	2-2	0/1	1	4	10	0	1	0	0	20
Drew Calderon, g	3-6	3-6	0-0	0/3	3	1	9	0	0	0	2	20
Alec Woodard, g	0-1	0-0	4-4	0/2	2	4	4	2	3	0	2	15
C. Stone-Carrawell	2-5	1-3	0-0	0/2	2	3	5	3	2	0	0	23
Jalen Ware	1-2	0-1	0-0	1/0	1	1	2	0	0	0	0	4
DJ Peavy	3-5	1-1	2-4	1/0	1	1	9	3	0	0	1	20
Cameron Copeland	1-1	1-1	0-0	0/2	2	0	3	0	0	2	0	5
Tariq Silver	7-18	4-10	0-0	2/2	4	4	18	0	2	0	1	28
TEAM				3/0	3							
Totals	24-53	12-27	14-20	12/21	33	23	74	13	13	2	6	200
By Periods	1	2	Final									
Southeast Missouri	32	34	66									
Austin Peay	41	33	74									
FG Percentage: SEMO	40.7	APSU	45.3	3-Point FG Percentage: SEMO	23.8	APSU	44.4					
FT Percentage: SEMO	60.7	APSU	70.0	Attendance:	1253							

Box Score

BEL (22-5, 12-2 OVC)	FG	3P	FT	O/D	REB	F	PTS	A	TO	B	S	M
Nick Muszynski, c	6-11	0-1	9-10	3/3	6	0	21	1	4	0	0	28
Grayson Murphy, g	5-8	0-0	0-0	2/6	8	3	10	4	5	0	2	33
Luke Smith, g	4-6	2-4	4-4	0/2	2	3	14	7	3	0	2	25
Will Richard, g	4-10	1-7	2-2	1/6	7	0	11	2	0	2	1	32
Ben Sheppard, g	4-9	0-2	4-5	0/5	5	3	12	2	1	0	2	35
Even Brauns	0-1	0-0	0-0	0/0	0	0	0	0	0	0	0	4
Isaiah Walker	0-0	0-0	0-0	0/0	0	0	0	0	0	0	0	0+
Michael Shanks	1-3	0-2	0-0	1/0	1	3	2	0	0	0	0	5
Tate Pierson	2-2	2-2	0-0	0/0	0	3	6	0	0	0	1	13
JaCobi Wood	1-6	0-3	0-0	0/2	2	3	2	0	2	0	0	18
Frank Jakubicek	1-1	1-1	0-0	0/1	1	0	3	0	0	0	0	7
TEAM												
Totals	28-57	6-22	19-21	7/25	32	18	81	16	16	2	8	200
SEMO (11-15, 6-7 OVC)	FG	3P	FT	O/D	REB	F	PTS	A	TO	B	S	M
Manny Patterson, f	8-9	0-0	4-5	4/0	4	1	20	0	1	0	0	22
Phillip Russell, g	6-14	1-5	3-3	0/3	3	3	16	4	4	0	1	35
Eric Reed, Jr.	4-10	2-7	2-2	1/2	3	1	12	0	2	1	0	35
Nygal Russell, g	5-14	4-9	0-1	2/3	5	4	14	4	4	0	3	31
Dylan Branson, g	2-5	0-3	0-0	0/1	1	4	4	5	0	0	1	21
Chase Thompson	0-1	0-0	0-0	0/0	0	0	0	0	1	0	0	2
DQ Nicholas	0-3	0-2	2-2	0/3	3	1	2	2	3	0	0	22
Sam Thompson	2-3	0-0	0-0	1/0	1	2	4	0	0	1	0	13
Nana Akenten	0-4	0-3	0-0	3/4	7	0	0	0	1	0	2	19
Totals	27-63	7-29	11-13	11/16	27	16	72	15	16	2	7	200
By Periods	1	2	Final									
Belmont	37	44	81									
Southeast Missouri	35	37	72									
FG Percentage: BEL	49.1	SEMO	42.9	3-Point FG Percentage: BEL	27.3	SEMO	24.1					
FT Percentage: BEL	90.5	SEMO	84.6	Attendance:	1469							



2022-23 SOUTHEAST MISSOURI BASKETBALL

GAME SUMMARIES/BOX SCORES

**Game
27**

Southeast Missouri 94 Tennessee Tech 98

February 17, 2022 • Eblen Center • Cookeville, Tenn.



COOKEVILLE, Tenn. -

Eric Reed,
Jr. scored a
career-high 35
points and South-

east Missouri scored a season-high
in an Ohio Valley Conference road
game, but came up short in a 98-94
loss to Tennessee Tech at the Eblen
Center.

SEMO was within three or less
points a total of 21 times in the
second half, but couldn't get the
lead. The Golden Eagles also made
11-straight free throws in the final
1:29 to seal their victory.

Every time the Redhawks
threatened, the Golden Eagles
answered.

Reed, Jr. made two free throws
to tie the game at 81-81 with just
under four minutes to go, but TTU
countered with points on five
occasions when it was a
one-possession contest from that
point on.

Both teams scored 54 points in a
back-and-forth second half that saw
TTU shoot 58.6 percent (17-of-29)
from the field and connect on 18 of
22 free throw attempts.

Reed, Jr. shot 11-of-24 from the
field, buried four 3-pointers and hit
9-of-11 free throws en route to his
second 30-point effort this season.
He scored 23 of his points in the
second half. Patterson turned in
a double-double 20 points and 10
rebounds.

**Game
28**

Southeast Missouri 92 Morehead State 84

February 19, 2022 • Johnson Arena • Morehead, Ky.



MOREHEAD, Ky. -

Eric Reed, Jr.
scored a game-
high 28 points
and Southeast
Missouri drained

15 three-pointers in a 92-84 road
win over Morehead State at John-
son Arena.

SEMO put together its best road
win of the season en route to deal-
ing MSU only its second home loss.

The Redhawks led for all but 9:20
of the contest.

SEMO started strong out of the
gate again, this time heating up to
shoot 53.8 percent from 3-point
range in the game's opening 20
minutes.

For the second time during this
road swing, the Redhawks knocked

down seven 3-pointers in the first
half. SEMO also had nine different
players get in the scoring column
during its balanced opening stanza.

SEMO scored the first nine points
of the game with Phillip Russell
and Nygal Russell each burying a
3-pointer to key the surge.

MSU answered with an 11-3 run
to trim SEMO's lead to 41-39 at the
intermission.

The Eagles managed to get a
five-point lead (54-49) on a jumper
by Johni Broome with 14:57 to go.

The Redhawks remained
composed down the stretch and
made six free throws in the last 52
seconds.

Box Score

SEMO (11-16, 6-8 OVC)	FG	3P	FT	Q/D	REB	E	PTS	A	TO	B	S	M
Manny Patterson, f	8-13	0-0	4-4	5/5	10	4	20	1	1	2	1	26
Phillip Russell, g	3-6	3-6	0-0	0/2	2	2	9	2	5	0	0	32
Eric Reed, Jr., g	11-24	4-10	9-11	3/1	4	2	35	5	3	0	1	37
Nygal Russell, g	2-6	1-3	0-0	2/2	4	5	5	3	2	0	0	26
Dylan Branson, g	0-1	0-0	0-0	1/1	2	2	0	3	0	0	0	7
Chris Harris	0-5	0-3	2-2	0/4	4	1	2	3	3	0	0	18
DQ Nicholas	0-3	0-1	2-2	1/3	4	3	2	6	0	0	1	25
Sam Thompson	3-5	0-0	1-1	1/2	3	3	7	0	1	0	1	9
Nana Akenten	5-8	4-6	0-0	0/4	4	2	14	1	2	0	0	20
TEAM				3/3	6							
Totals	32-71	12-29	18-20	16/27	43	24	94	24	17	2	4	200
TTU (8-19, 5-9 OVC)	FG	3P	FT	Q/D	REB	E	PTS	A	TO	B	S	M
Daniel Ramsey, f	6-10	0-0	1-1	4/2	6	3	13	1	1	0	1	14
Kenny White Jr., f	6-12	0-2	4-7	1/2	3	3	16	2	0	0	5	32
Mamoudou Diarra, f	1-2	1-2	0-0	0/1	1	1	3	1	1	0	0	9
Keishawn Davidson, g	3-6	2-3	4-4	0/3	3	4	12	9	2	0	0	35
John Pettway, g	7-9	0-0	3-4	0/2	2	2	17	2	3	0	3	36
Jr. Clay	4-12	2-7	9-10	0/3	3	0	19	6	2	0	2	33
Dane Quest	0-0	0-0	0-0	0/1	1	0	0	1	0	0	0	3
Amadou Sylla	4-8	0-0	2-6	1/5	6	2	10	1	0	0	0	22
Shandon Goldman	3-5	2-4	0-0	0/5	5	2	8	1	1	0	2	16
TEAM				2/0	2							
Totals	34-64	7-18	23-32	8/24	32	17	98	24	10	0	13	200
By Periods	1	2	Final									
Southeast Missouri	40	54	94									
Tennessee Tech	44	54	98									

FG Percentage: SEMO 45.1, TTU 53.1 3-Point FG Percentage: SEMO 41.4, TTU 38.9

FT Percentage: SEMO 90.0, TTU 71.9 Attendance: 1009

Box Score

SEMO (12-16, 7-8 OVC)	FG	3P	FT	Q/D	REB	E	PTS	A	TO	B	S	M
Phillip Russell, g	6-12	2-5	1-1	1/0	1	3	15	6	0	0	1	33
Eric Reed, Jr., g	7-15	4-8	10-11	2/0	2	1	28	3	1	0	2	34
Manny Patterson, f	3-4	0-0	1-2	1/0	1	4	7	0	0	0	0	5
Nygal Russell, g	4-9	3-6	1-2	1/6	7	1	12	5	1	0	1	26
Dylan Branson, f	0-0	0-0	0-0	0/1	1	0	0	0	1	0	0	14
Chase Thompson	1-1	0-0	0-0	0/0	0	5	2	0	0	1	0	10
Chris Harris	4-6	4-5	0-0	0/1	1	1	12	3	2	0	2	20
DQ Nicholas	2-5	2-3	0-0	0/2	2	1	6	2	0	0	0	16
Sam Thompson	1-5	0-0	1-2	1/3	4	5	3	0	2	2	0	17
Nana Akenten	3-8	0-3	1-2	3/8	11	3	7	1	1	0	1	25
TEAM				3/2	5							
Totals	31-65	15-30	15-20	12/23	35	24	92	20	8	3	7	200
MOR (20-9, 12-4 OVC)	FG	3P	FT	Q/D	REB	E	PTS	A	TO	B	S	M
Jaylen Seabree, *	2-3	0-0	1-2	3/1	4	1	5	2	1	0	0	13
Johni Broome, *	7-16	0-0	1-3	8/4	12	3	15	0	3	3	1	33
Jaylon Hall, *	7-11	6-10	1-2	0/1	1	4	21	0	1	0	0	25
Tray Hollowell, *	3-11	3-11	2-2	0/2	2	4	11	2	2	0	1	26
Ta'Lon Cooper, *	6-13	0-6	1-1	2/5	7	2	13	7	4	0	2	36
Drew Thelwell	1-3	1-3	0-0	0/0	0	1	3	1	0	0	0	8
Skyelar Potter	3-10	0-5	4-5	3/4	7	3	10	1	2	0	0	23
LJ Bryan	1-3	0-0	0-1	2/4	6	1	2	0	0	1	0	8
Jake Wolfe	1-2	0-1	2-2	2/1	3	4	4	4	0	0	0	28
TEAM				2/1	3							
Totals	31-72	10-36	12-18	22/23	45	23	84	17	13	4	4	200
By Periods	1	2	Final									
Southeast Missouri	41	51	92									
Morehead State	39	45	84									

FG Percentage: SEMO 47.7, MOR 43.1 3-Point FG Percentage: SEMO 50.0, MOR 27.8

FT Percentage: SEMO 75.0, MOR 66.7 Attendance: 2511



Game 29

UT Martin 69 Southeast Missouri 76

February 24, 2022 • Show Me Center • Cape Girardeau, Mo.



CAPE GIRARDEAU, Mo. - Eric Reed, Jr. scored 21 points and Southeast Missouri outscored UT Martin

25-7 at the free throw line in a 76-69 win at the Show Me Center.

Reed, Jr. scored eight-straight points in a span of two minutes to grab SEMO a 64-59 lead with 5:17 remaining.

After Mikel Henderson knocked down a 3-pointer to narrow SEMO's lead to 68-65, Chris Harris immediately answered with a huge trey to grab a six-point advantage for the Redhawks with just under two minutes to go.

SEMO's lead didn't dip below four after Harris' shot as the Redhawks finished strong down the stretch

to close out their 13th win of the season.

The Redhawks led for the final 7:17 of the contest which featured five ties and 10 lead changes.

Both teams shot well in the opening 20 minutes. SEMO made 54.2 percent (13-of-24) of its shots and UTM hit 50 percent (14-of-28) of its field goals. The Redhawks also outscored the Skyhawks, 12-1, at the free throw line in the first half.

SEMO shot 46.2 percent (24-of-52) from the field on an off-night from long range (3-of-15). The Redhawks made 25-of-32 free throws, as well and those loomed large in the end.

Game 30

#19 Murray State 70 Southeast Missouri 68

February 26, 2022 • Show Me Center • Cape Girardeau, Mo.



CAPE GIRARDEAU, Mo. - Southeast Missouri gave #19 Murray State all it

could handle in a heartbreaking 70-68 loss in front of a wild crowd of 2,934 at the Show Me Center.

SEMO led for over 30 minutes in the contest that was decided in the final 2:33 of play.

The Redhawks led, 62-50, with 6:38 to go when MSU mounted its comeback with a 15-2 run -- that included a six-point swing -- as SEMO went over three minutes without a field goal. Justice Hill buried a second-chance 3-pointer to get the Racers within one before scoring the go-ahead basket on a fastbreak layup off a Redhawk turnover.

Down, 65-64, SEMO tied the game on a Nygal Russell free throw with just under two minutes remaining, but Hill came up big again, this time knocking down his second 3-pointer to put MSU ahead, 68-65, with 39 seconds on the clock.

On SEMO's next possession, the Redhawks turned the ball over and Hill was fouled. He went to the free throw line and split two shots as the Racers increased their lead to 69-65.

MSU later led 70-65 when Trae Hannibal made a free throw and Eric Reed, Jr. quickly answered with a 3-pointer to make it a two-point contest with seven seconds.

SEMO got the ball back for one final chance. Chris Harris' desperation 3-pointer missed.

Box Score

UTM (8-21, 4-13 OVC)	FG	3P	FT	O/D	REB	F	PTS	A	TO	B	S	M
Chris Nix, f	2-6	0-0	2-4	1/3	4	4	6	2	1	1	1	25
Bernie Andre, f	6-10	1-4	0-0	1/2	3	4	13	0	1	0	1	23
Koby Jeffries, g	2-5	0-0	0-0	1/5	6	5	4	2	3	0	0	36
KJ Simon, g	10-21	4-10	0-1	1/6	7	2	24	2	2	2	2	38
Mikel Henderson, g	6-13	3-7	4-6	0/2	2	1	19	4	2	0	1	37
KK Curry	0-0	0-0	0-0	0/0	0	0	0	0	0	0	0	3
Grant Hurst	0-1	0-1	1-2	0/0	0	1	1	0	0	0	0	10
David Didenko	0-0	0-0	0-0	0/0	0	0	0	0	0	0	0	2
Josiah Morris	1-3	0-2	0-0	1/1	2	2	2	2	0	0	1	14
David Kamwanga	0-1	0-0	0-0	1/5	6	3	0	0	1	0	0	12
TEAM												1
Totals	27-60	8-24	7-13	6/24	30	22	69	12	11	3	6	200
SEMO (13-16, 8-8 OVC)	FG	3P	FT	O/D	REB	F	PTS	A	TO	B	S	M
Manny Patterson, f	4-8	0-0	8-8	3/3	6	4	16	0	2	1	0	29
Phillip Russell, g	3-10	0-2	4-7	0/1	1	0	10	4	1	0	1	33
Eric Reed, Jr., g	7-12	1-3	6-6	0/5	5	1	21	3	1	0	1	35
Nygal Russell, g	0-4	0-4	0-0	0/1	1	2	0	0	0	0	0	14
Dylan Branson, g	0-1	0-1	2-2	0/0	0	1	2	3	2	1	1	14
Chris Harris	2-5	1-2	1-4	0/8	8	1	6	1	2	1	0	22
DQ Nicholas	3-5	1-2	2-2	1/5	6	1	9	1	0	0	1	27
Sam Thompson	3-4	0-0	0-0	0/1	1	2	6	0	1	0	0	8
Nana Akenten	2-3	0-1	2-3	0/3	3	3	6	1	0	0	0	18
Totals	24-52	3-15	25-32	4/27	31	15	76	13	9	3	4	200
By Periods	1	2	Final									
UT Martin	32	37	69									
Southeast Missouri	40	36	76									

FG Percentage: UTM 45.0, SEMO 46.2 3-Point FG Percentage: UTM 33.3, SEMO 20.0

FT Percentage: UTM 53.8, SEMO 78.1 Attendance: 742

Box Score

MUR (28-2, 17-0 OVC)	FG	3P	FT	O/D	REB	F	PTS	A	TO	B	S	M
KJ Williams, f	10-21	1-6	2-2	3/5	8	1	23	2	1	1	1	36
DJ Burns, f	0-0	0-0	1-2	2/1	3	4	1	0	1	0	2	28
Tevin Brown, g	6-14	2-7	1-2	1/5	6	0	15	0	2	1	1	40
Carter Collins, g	0-2	0-2	0-0	1/0	1	1	0	1	1	0	0	17
Justice Hill, g	4-9	2-4	1-3	0/5	5	4	11	3	4	0	0	35
DaQuan Smith	0-3	0-1	0-0	0/1	1	0	0	0	0	1	0	12
Trae Hannibal	6-10	0-0	8-10	2/3	5	1	20	0	2	0	2	28
Nicholas McMullen	0-1	0-0	0-0	0/1	1	0	0	0	0	0	0	4
Totals	26-60	5-20	13-19	9/21	30	11	70	6	11	3	6	200
SEMO (13-17, 8-9 OVC)	FG	3P	FT	O/D	REB	F	PTS	A	TO	B	S	M
Manny Patterson, f	5-8	1-1	1-2	1/9	10	3	12	1	3	3	2	32
Phillip Russell, g	4-12	1-5	1-2	1/1	2	2	10	3	3	0	1	35
Eric Reed, Jr., g	3-7	2-5	1-2	0/2	2	1	9	1	3	0	2	33
Nygal Russell, g	3-7	1-4	1-2	1/5	6	4	8	1	3	0	0	22
Dylan Branson, g	1-2	0-1	0-0	0/1	1	1	2	0	1	0	1	11
Chris Harris	2-5	1-3	2-2	0/4	4	1	7	8	1	0	0	25
DQ Nicholas	3-4	2-2	0-0	0/3	3	2	8	0	2	0	0	20
Sam Thompson	2-2	0-0	0-0	2/0	2	0	4	0	0	0	1	8
Nana Akenten	3-5	2-4	0-0	0/2	2	2	8	0	1	2	0	14
Totals	26-52	10-25	6-10	5/27	32	16	68	14	17	5	7	200
By Periods	1	2	Final									
Murray State	32	38	70									
Southeast Missouri	37	31	68									

FG Percentage: MUR 43.3, SEMO 50.0 3-Point FG Percentage: MUR 25.0, SEMO 40.0

FT Percentage: MUR 68.4, SEMO 60.0 Attendance: 2934



2022-23 SOUTHEAST MISSOURI BASKETBALL

GAME SUMMARIES/BOX SCORES

Game
31

#5 Tennessee State 55 #4 Southeast Missouri 79

March 3, 2022 • Ford Center • Evansville, Ind.



EVANSVILLE, Ind. -

Eric Reed, Jr.
scored 22 points
and Manny
Patterson turned

in a double-double 19 points and 10 rebounds to lead #4 Southeast Missouri to a 79-55 drubbing of #5 Tennessee State (14-18) in the Ohio Valley Conference Tournament Quarterfinals.

The Redhawks put together an outstanding effort on both ends of the court en route to posting their largest victory in their 17 trips to the OVC Tournament.

SEMO immediately took control when it stormed out to a 13-0 lead powered by three 3-pointers, including two from Nygal Russell and one

by Reed, Jr.

After the hot start, TSU put together a 7-0 surge to get within six, but Patterson later went on a spree where he scored six of eight points to help SEMO regain a double-digit lead.

The Redhawks went on to score the final seven points of the first half to take a big 36-20 lead at the intermission.

SEMO kept the hammer down in the second half and managed to run its lead to 31 when DQ Nicholas hit a floating jump shot to make it a 73-42 game with 6:37 to go.

The Redhawks led by more than 20 points for the last 13:12 of the contest.

Game
32

#4 Southeast Missouri 74 #1 Murray State 88

March 4, 2022 • Ford Center • Evansville, Ind.



EVANSVILLE, Ind. -

#4 Southeast Missouri ended its season with a 88-74 loss to #1 Murray

State in the Ohio Valley Conference Tournament Semifinals at the Ford Center.

SEMO closed out its second year under Head Coach Brad Korn strong with wins in three of its final five games and claimed the program's first trip to the OVC Tournament semis for the first time in 17 years.

The Redhawks started slow in the first 10 minutes and couldn't recover after MSU raced out to a 17-1 lead in the first 4:03 of the contest.

SEMO settled down to play much better in the second half, where it outscored MSU, 43-37.

The Redhawks made a nice run down the stretch scoring 10-straight points to cut MSU's lead to 86-74, but that was as close as they would get.

SEMO shot 53.6 percent (15-of-28) from the field in the game's final 20 minutes after shooting under 30 percent in the first half.

Nicholas pitched in 20 points to lead the Redhawks. He shot 5-of-9 from the field and made 8-of-10 free throws en route to his season-high in scoring. Eric Reed, Jr. followed with 12 points and Akenten added 11.

Box Score

TSU (14-18)	FG	3P	FT	Q/D	REB	E	PTS	A	TO	B	S	M
Kassim Nicholson, f	2-7	0-0	0-2	2/5	7	2	4	0	2	0	1	29
Shakem Johnson, f	3-4	0-0	1-2	1/2	3	2	7	0	3	0	1	26
Jalen Dupree, f	1-3	0-2	0-0	0/3	3	2	2	0	2	0	0	13
Marcus Fitzgerald, g	9-16	0-4	5-6	0/5	5	3	23	3	4	0	4	36
Kenny Cooper, g	2-9	0-1	3-3	1/3	4	2	7	0	3	1	0	33
Carlos Marshall Jr.	3-10	1-2	0-0	0/2	2	5	7	0	5	0	2	17
Tajik Bartholomew	0-1	0-0	2-2	0/0	0	0	2	0	0	0	0	4
Monty Johal	0-2	0-1	0-0	0/0	0	2	0	1	0	0	1	11
Dedric Boyd	1-6	0-2	0-0	0/3	3	1	2	0	0	0	0	24
David Acosta	0-1	0-0	1-2	1/1	2	3	1	0	0	0	3	7
TEAM				2/1	3							
Totals	21-59	1-12	12-17	7/25	32	22	55	4	19	1	12	200
SEMO (14-17)	FG	3P	FT	Q/D	REB	E	PTS	A	TO	B	S	M
Manny Patterson, f	6-8	0-0	7-10	4/6	10	1	19	3	4	2	2	20
Phillip Russell, g	1-4	1-4	0-1	2/1	3	4	3	3	1	0	0	16
Eric Reed, Jr., g	6-13	5-10	5-6	0/4	4	1	22	1	0	0	1	30
Nygal Russell, g	3-6	3-6	0-0	0/9	9	4	9	3	3	2	2	21
Dylan Branson, g	3-6	1-2	0-0	2/4	6	0	7	1	7	0	1	19
Chase Thompson	0-0	0-0	0-0	1/0	1	0	0	0	0	0	0	4
Chris Harris	0-3	0-3	2-2	0/3	3	1	2	2	2	0	1	21
DQ Nicholas	4-10	1-4	1-2	0/3	3	3	10	5	1	0	2	32
Parker Long	0-0	0-0	0-0	0/0	0	0	0	0	0	0	0	2
Sam Thompson	2-5	0-0	1-2	2/2	4	4	5	0	1	0	0	13
Nana Akenten	1-6	0-1	0-1	2/1	3	0	2	0	0	0	2	22
TEAM				1/0	1							
Totals	26-61	11-30	16-24	14/33	47	18	79	18	19	4	11	200
By Periods	1	2	Final									
Tennessee State	20	35	55									
Southeast Missouri	36	43	79									
FG Percentage: TSU 35.6, SEMO 42.6	3-Point FG Percentage: TSU 8.3, SEMO 36.7											
FT Percentage: TSU 70.6, SEMO 66.7												

Box Score

SEMO (14-18)	FG	3P	FT	Q/D	REB	E	PTS	A	TO	B	S	M
Manny Patterson, f	3-3	0-0	3-5	1/3	4	5	9	1	1	1	0	16
Phillip Russell, g	1-6	0-3	1-2	1/2	3	3	3	4	2	0	2	26
Eric Reed, Jr., g	4-11	2-7	2-3	0/1	1	3	12	1	1	0	1	32
Nygal Russell, g	2-4	0-1	0-0	2/3	5	1	4	0	3	0	1	20
Dylan Branson, g	1-2	0-1	0-0	0/1	1	2	2	0	0	0	0	13
Chase Thompson	3-3	1-1	2-3	0/0	0	2	9	0	0	0	0	13
Chris Harris	1-9	1-4	1-2	0/3	3	1	4	2	0	0	0	26
DQ Nicholas	5-9	2-4	8-10	0/5	5	0	20	4	1	0	1	29
Sam Thompson	0-0	0-0	0-0	0/1	1	3	0	0	0	0	2	8
Nana Akenten	3-8	2-5	3-4	1/1	2	2	11	0	1	0	2	17
TEAM				2/0	2							
Totals	23-55	8-26	20-29	7/20	27	22	74	12	9	3	7	200
MUR (29-2)	FG	3P	FT	Q/D	REB	E	PTS	A	TO	B	S	M
KJ Williams, f	10-16	4-6	5-7	0/10	10	3	29	0	4	0	1	31
DJ Burns, f	3-3	0-0	2-2	4/3	7	4	8	0	0	0	3	25
Tevin Brown, g	9-17	3-7	5-8	1/5	6	3	26	3	1	2	2	35
Carter Collins, g	0-1	0-0	0-0	0/0	0	3	0	1	0	0	0	19
Justice Hill, g	4-7	1-4	1-2	0/1	1	2	10	5	2	0	2	35
DaQuan Smith	0-2	0-1	0-0	1/1	2	3	0	0	1	0	0	9
Trae Hannibal	2-4	0-0	4-6	0/5	5	0	8	0	2	0	0	25
Dionte Bostick	0-0	0-0	0-0	0/0	0	0	0	0	0	0	0	1
Rodriguez Thomas	0-2	0-2	0-0	0/0	0	0	0	0	0	0	0	1
J. Skipper-Brown	1-2	0-0	1-1	0/1	1	2	3	0	2	0	0	9
Nicholas McMullen	1-2	0-0	2-4	6/2	8	4	4	0	1	0	0	9
Jackson Sivills	0-0	0-0	0-0	1/0	1	0	0	0	0	0	0	2
TEAM				0/3	3							
Totals	30-56	8-20	20-30	13/31	44	24	88	9	13	2	8	200
By Periods	1	2	Final									
Southeast Missouri	31	43	74									
Murray State	51	37	88									
FG Percentage: SEMO 41.8, MUR 53.6	3-Point FG Percentage: SEMO 30.8, MUR 40.0											
FT Percentage: SEMO 69.0, MUR 66.7												



RECORDS

2022-23 SOUTHEAST MISSOURI BASKETBALL



SEMOREDHAWKS.COM



2022-23 SOUTHEAST MISSOURI BASKETBALL HONORS & AWARDS

All-Americans

Bill Giessing (1962, 1963)

Bill Giessing won third-team Little All-America honors in 1962 when he scored 660 points. In 1963, he was named second-team All-America by the Associated Press and third-team All-America by United Press International. Giessing was an inaugural inductee into the Southeast Athletics Hall of Fame.

Jack Klosterman (1943)

Jack Klosterman won NAIA All-America honors in 1943 after the Indians won the NAIA National Tournament. Klosterman, who served as the athletic director at Effingham High School (Ill.) for 27 years, died on October 17, 1991 at the age of 68.

Otto Porter (1981)

Otto Porter won second-team All-America honors from the National Association of Basketball Coaches in 1981 following a stellar two-year career. Porter averaged 25.1 points and 8.9 rebounds per game during his senior season. He finished with a career average of 25.8 points per game, the best-ever in the MIAA. He was inducted into the Southeast Hall of Fame in 2004.

Ray Pugh (1988, 1989)

Ray Pugh was named third-team All-America by the United States Basketball Coaches Association and the Basketball News after the 1988-89 season. The Indians ranked second in the nation that year. Pugh averaged 17.8 points and 5.2 rebounds per game. As a junior, Pugh was named second-team All-America by the Basketball News after leading the Indians to a 28-4 record in 1987-88. He was also selected as the MIAA's Most Valuable Player.

Carl Ritter (1961, 1963)

Carl Ritter, Southeast's all-time career scoring leader, earned both second-team National Association of Basketball Coaches (1963) and Associated Press (1961) All-America honors. He is a member of the Missouri Basketball Hall of Fame and was part of Southeast's inaugural Hall of Fame class. Ritter's jersey number 32 is the only retired number in Southeast Missouri State men's basketball history.

Jack Russell (1943)

Jack Russell won NAIA All-America honors in 1943 along with teammate Jack Klosterman. The Indians won the NAIA National Title that year. Russell, who retired after a long teaching career at Cape Central, died on November 20, 2003.

Dwayne Rutherford (1990)

Dwayne Rutherford was a third-team All-America by the Basketball Gazette after leading the Indians to a 26-5 record and a spot in the Elite Eight. Rutherford is Southeast's all-time leader in assists.

OVC Regular-Season

Champions

1999-2000

OVC Tournament Champions

1999-2000

NCAA Tournament

Appearances

1999-2000

NCAA Statistical Champions

Field Goal Percentage

Leon Powell, F, 2010-11.....63.0

OVC Coach of the Year

Gary Garner.....1998-99

OVC Player of the Year

Bud Eley, C.....1998-99

OVC Male Athlete of the Year

Bud Eley, C.....1998-99

OVC Freshman of the Year

Derek Winans, G.....2001-02

Denzel Mahoney, G.....2016-17

OVC Newcomer of the Year

Bud Eley, C.....1995-96

** - The OVC Newcomer of the Year Award was discontinued after the 2004 season.*

OVC First-Team Selections

Devon Lake, G.....1992-93

Bud Eley, C.....1996-97

Bud Eley, C.....1998-99

Dainmon Gonner, F.....2004-05

Reggie Golson, F.....2004-05

Tyler Stone, F.....2013-14

Antonius Cleveland, G.....2016-17

Denzel Mahoney, G/F.....2017-18

Eric Reed, Jr., G.....2021-22

OVC Second-Team Selections

Curtis Shelton, G.....1993-94

Bud Eley, C.....1995-96

Cory Johnson, G.....1997-98

Roderick Johnson, F.....1999-00

Michael Stokes, G.....2000-01

Roy Booker, G.....2005-06

Leon Powell, F.....2010-11

Tyler Stone, F.....2011-12

Tyler Stone, F.....2012-13

Jarekious Bradley, G/F.....2013-14

Jarekious Bradley, G/F.....2014-15

Denzel Mahoney, G/F.....2016-17

Phillip Russell, G.....2021-22

OVC Third-Team Selections

Mike Branson, F.....1999-00

Michael Stokes, G.....1999-00

Derek Winans, G.....2001-02

Derek Winans, G.....2002-03

OVC All-Newcomer Team Selections

Luther Bonds, F.....1992-93

Jermall Morgan, C.....1993-94

Jerome Days, C.....1994-95

Bud Eley, C.....1995-96

Calvert White, F.....1996-97

Cory Johnson, G.....1997-98

Roderick Johnson, F.....1998-99

Roy Booker, G.....2005-06

Brandon Foust, F.....2006-07

Leon Powell, F.....2010-11

Tyler Stone, F.....2011-12

Jarekious Bradley, G/F.....2013-14

Denzel Mahoney, G.....2016-17

Ledarrius Brewer, G.....2017-18

Phillip Russell, G.....2021-22

NABC Honors Court

Zach House, C.....2010-11

Nick Niemczyk, G.....2010-11

Nick Niemczyk, G.....2011-12

OVC All-Freshman Team Selections

Jerry Freshwater, G.....1991-92

OVC All-Tournament MVP

Roderick Johnson, F.....2000

OVC All-Tournament Team Selections

Mike Branson, F.....1999

Bud Eley, C.....1999

Mike Branson, F.....2000

2022-23 SOUTHEAST MISSOURI BASKETBALL HONORS & AWARDS



Roderick Johnson, F.....2000
Denzel Mahoney, G..... 2017

CoSIDA First-Team Academic All-Americans

Derek Winans, G.....2005

CoSIDA Second-Team Academic All-American

Derek Winans, G.....2004

NABC All-District First-Team

Tyler Stone, F.....2011-12
Jarekious Bradley, G/F 2013-14
Denzel Mahoney, G/F.....2017-18

NABC All-District

Second-Team

Leon Powell, F2011-12
Marland Smith, G..... 2011-12
Tyler Stone, F..... 2013-14
Eric Reed, Jr., G 2021-22

OVC Player of the Week

Devon Lake, G.....2/27/93
Curtis Shelton, G.....12/5/93
Jermall Morgan, C.....12/4/94
Bud Eley, C1/15/96
Bud Eley, C1/12/97
Bud Eley, C12/7/98
Bud Eley, C1/4/99
Bud Eley, C1/11/99
Roderick Johnson, F.....12/13/99
Michael Stokes, G.....12/18/00
Brandon Griffin, C.....12/15/03
Derek Winans, G.....1/19/04
Reggie Golson, F.....12/13/04
Dainmon Gonner, F.....1/17/05
Reggie Golson, F.....2/14/05
Roy Booker, G11/28/05
Brandon Foust, F1/7/08
Marland Smith, G.....12/26/11
Corey Wilford, G.....3/4/13
Jarekious Bradley, G/F 11/11/13
Jarekious Bradley, G/F2/30/13
Tyler Stone, F.....2/24/14
Tyler Stone, F.....3/3/14
Denzel Mahoney, G/F.....2/12/18
Eric Reed, Jr., G1/3/22
Eric Reed, Jr., G2/21/22

Carl Ritter became the first Southeast Missouri State University basketball player to have his number retired. His number 32 was retired during ceremonies at the Show Me Center on January 24, 1994. Ritter scored a school record 1,916 points from 1959-63.

Following an emotional ceremony, Ritter stepped behind the three-point line and made a perfect shot in front of a big Show Me Center crowd and regional television audience.



OVC Newcomer of the Week

Alex Beason, F.....12/17/91
Alex Beason, F.....12/23/91
Brandon Samuels2/4/92
Luther Bonds, F.....12/15/92
Jermall Morgan, C.....1/30/94
Jerome Days, C1/29/95
Bud Eley, C12/3/95
Bud Eley, C12/18/95
Bud Eley, C2/4/96
Calvert White, F.....12/2/96
Calvert White, F.....1/19/97
Cory Johnson, G11/24/97
Cory Johnson, G2/1/98
Roderick Johnson, F.....12/14/98
Michael Stokes, G.....12/20/99
Michael Stokes, G.....1/17/00
Michael Stokes, G.....1/31/00
Terry Rogers, C...../8/01
Derek Winans, G.....11/26/01
Derek Winans, G.....12/3/01
Derek Winans, G.....1/14/02
Derek Winans, G.....1/21/02
Brett Hale, G.....2/4/02
Brett Hale, G.....2/11/02
Derek Winans, G.....2/18/02
Derek Winans, G.....2/28/02
Brandon Griffin, C.....12/2/02
Brandon Griffin, C.....12/9/02
Brandon Griffin, C.....1/20/03
Brandon Griffin, C.....2/10/03
Brandon Griffin, C.....3/3/03
Dainmon Gonner, F.....12/8/03
Dainmon Gonner, F.....1/5/04
Mike Nelke, G.....1/19/04

Roy Booker, G1/2/06
Roy Booker, G1/9/06
Michael Rembert, C.....12/18/06
Brandon Foust, F1/15/07
Brandon Foust, F1/22/07
Michael Rembert, C.....1/29/07
Brandon Foust, F2/26/07
Calvin Williams, F11/26/07
Calvin Williams, F12/10/07
Jaycen Herring, F.....2/4/08
LaMont Russell, F.....2/16/09
Cameron Butler, F1/11/10
Leon Powell, F11/22/10
Leon Powell, F1/10/11
Leon Powell, F2/7/11
Leon Powell, F2/14/11
Leon Powell, F2/21/11
Tyler Stone, F.....11/14/11
Nick Niemczyk, G.....11/28/11
Tyler Stone, F.....12/5/11
Tyler Stone, F.....12/12/11
Tyler Stone, F.....12/26/11
Tyler Stone, F.....1/9/12
Tyler Stone, F.....2/13/12
A.J. Jones, G3/4/13
Jarekious Bradley, G/F 11/11/13
Jarekious Bradley, G/F11/25/13
Jarekious Bradley, G/F12/2/13
Jarekious Bradley, G/F12/9/13
Jarekious Bradley, G/F12/16/13
Jarekious Bradley, G/F12/30/13
Jarekious Bradley, G/F2/24/14
Skyler Hogan, G11/19/18
Skyler Hogan, G12/10/18
Eric Reed, Jr., G2/22/21

OVC Freshman of the Week

Anthony Holt1/8/95
Nathan Owen, G.....12/22/97
Paul Paradoski, G11/29/04
Roderick Pearson, G.....1/8/07
Derek Thompson, G.....11/23/09
Derek Thompson, G.....12/7/09
Marland Smith, G.....12/28/09
Marland Smith, G.....2/22/10
Lucas Nutt, G.....12/20/10
Antonius Cleveland, G.....11/18/13
Antonius Cleveland, G.....12/2/13
Antonius Cleveland, G.....12/23/13
Antonius Cleveland, G.....2/24/14
Antonius Cleveland, G.....3/3/14
Marcus Wallace, G.....2/9/15
Marcus Wallace, G.....2/16/15
Denzel Mahoney, G1/16/17
Denzel Mahoney, G1/23/17
Denzel Mahoney, G1/30/17
Denzel Mahoney, G2/13/17
Denzel Mahoney, G2/20/17
Ledarius Brewer, G2/19/18
Gabe McGlothran, F.....2/11/19
DQ Nicholas, G.....12/9/19
Phillip Russell, G.....11/29/21
Phillip Russell, G.....12/20/21
Phillip Russell, G.....1/3/22
Phillip Russell, G.....1/24/22
Phillip Russell, G.....2/14/22

NetScouts OVC Player of the Week

Leon Powell, F1/16/12



2022-23 SOUTHEAST MISSOURI BASKETBALL HONORS & AWARDS

CollegeHoopsDaily.com

OVC Player of the Month

Jarekious Bradley, G/F 11/13
Jarekious Bradley, G/F 1/14
Tyler Stone, F 1/14

“Dark Horse” Dunker Champion

Antonius Cleveland, G 2017

National Slam Dunk Contest

Participant

Antonius Cleveland, G 2017

Portsmouth Invitational

Participants

Tyler Stone, F 2014

Mayan Division Cancun

Challenge All-Tournament Team

Denzel Mahoney, G/F
Ledarius Brewer, G

SEMO Basketball

Hall of Famers (Year Inducted)

Bill Giessing, 1959-63 (2002)
Carl Ritter, 1959-63 (2002)
Abe Stuber, 1932-46 (2002)
1943 Team (2002)
Herb Mulkey, 1939-42 (2003)
Tom Upton, 1944-49 (2003)
Otto Porter, 1979-81 (2004)
Don Pritchard, 1931-36 (2005)
Ray Rippelmeyer, 1953-55 (2005)
1960-61 Team (2005)
Royal Tibe, 1919-23 (2006)
Ed Kiehne, 1919-22, 1924-25 (2007)
1965-86 Team (2007)
Jack Behrens, 1940-43 (2008)
Rich Eichhorst, 1952-56 (2009)
Bud Eley, 1995-99 (2009)
1988-89 Team (2009)
Ted Henderson, 1952-54 (2010)
1999-2000 Team (2012)
Donald Metz, 1967-70 (2014)
Derek Winans, 2001-05 (2014)
Ron Shumate (2016)
Jewell Crawford (2019)

OVC Medal of Honor Winners


Reggie Crisp 1996-97
Ben Pranger 1998-99
Matt Morris 2000-01
Derek Winans 2000-01
Derek Winans 2001-02
Derek Winans 2002-03
Derek Winans 2004-05
Nick Niemczyk 2011-12
Nick Niemczyk 2012-13
Jamaal Calvin 2013-14

OVC Commissioner’s Honor


Roll Selections

Chris Chambers 1994-95
Travis Smith 1994-95
Reggie Crisp 1995-96
Reggie Crisp 1996-97
Matt Morris 1997-98
Mike Branson 1998-99
Matt Morris 1998-99
Ben Pranger 1998-99
Mike Branson 1999-00
Matt Morris 1999-00
Matt Morris 2000-01
Derek Winans 2000-01
Brett Hale 2001-02
Derek Winans 2001-02
John Boggio 2002-03
Brett Hale 2002-03
Derek Winans 2002-03
John Boggio 2003-04
Brett Hale 2003-04
Derek Winans 2003-04
Brett Hale 2004-05
Derek Winans 2004-05
Roderick Pearson 2006-07
Israel Kirk 2009-10
Derek Thompson 2009-10
Zach House 2010-11
Nick Niemczyk 2010-11
Zach House 2011-12
Nick Niemczyk 2011-12
Lucas Nutt 2011-12
Matt Floyd 2012-13
Nick Niemczyk 2012-13
Jamaal Calvin 2013-14
Will Holifield 2013-14
Jamaal Calvin 2014-15
Marcus Wallace 2014-15
Jamaal Calvin 2015-16
Antonius Cleveland 2015-16

Jamaal Calvin 2016-17
Milos Vranes 2016-17
Mark Laros 2017-18
Donnie Lewis 2017-18
Mark Laros 2018-19
Donnie Lewis 2018-19
Gabe McGlothlin 2018-19
Evan Morrison 2019-20
Nate Johnson 2020-21
Parker Long 2020-21
Evan Morrison 2020-21
Nygal Russell 2020-21
Chase Thompson 2021-22



William “Bud” Eley



Dwayne Rutherford



Derek Winans



Leon Powell led the nation in field goal percentage with a 63.0 percent clip in 2020-11.

2022-23 SOUTHEAST MISSOURI BASKETBALL

YEAR-BY-YEAR RECORDS/HISTORY VS. RANKED TEAMS



Year-by-Year Records

1926-27	1-7
1927-28	3-11
1928-29	0-15
1929-30	1-15
1930-31	3-11
1931-32	7-7
1932-33	8-9
1933-34	8-8
1934-35	6-12
1935-36	14-3
1936-37	13-3
1937-38	10-6
1938-39	11-7
1939-40	7-12
1940-41	9-11
1941-42	12-6
1942-43	19-6 (NAIA Champions)
1943-44	11-3
1944-45	13-3
1945-46	13-3
1946-47	11-8
1947-48	10-9
1948-49	7-12
1949-50	6-13
1950-51	3-16
1951-52	5-12
1952-53	13-8
1953-54	12-8
1954-55	15-6
1955-56	12-7
1956-57	5-13
1957-58	11-9
1958-59	11-9
1959-60	13-9
1960-61	25-3
1961-62	18-7
1962-63	21-4
1963-64	18-5
1964-65	15-8
1965-66	13-9
1966-67	15-6
1967-68	8-14
1968-69	7-15
1969-70	9-12
1970-71	13-10
1971-72	15-9
1972-73	11-13
1973-74	10-14
1974-75	14-12
1975-76	5-19
1976-77	8-18
1977-78	11-15
1978-79	19-9
1979-80	14-12
1980-81	11-16
1981-82	21-10

1982-83	25-6
1983-84	16-12
1984-85	24-8
1985-86	27-7
1986-87	20-11
1987-88	28-4
1988-89	27-6
1989-90	26-5
1990-91	21-7

NCAA Division I Era

1991-92	12-16
1992-93	16-11
1993-94	10-17
1994-95	13-14
1995-96	8-19
1996-97	12-18
1997-98	14-13
1998-99	20-9
1999-00	24-7
2000-01	18-12
2001-02	6-22
2002-03	11-19
2003-04	11-16
2004-05	15-14
2005-06	7-20
2006-07	11-20
2007-08	1-19*
2008-09	3-27
2009-10	7-23
2010-11	10-22
2011-12	15-16
2012-13	17-16
2013-14	18-14
2014-15	13-17
2015-16	5-24
2016-17	15-18
2017-18	14-17
2018-19	10-21
2019-20	7-24
2020-21	11-16
2021-22	14-18

* - Southeast Missouri State vacated 11 wins during the 2007-08 season.

All-Time NCAA Division I Record:
357-523 (.405)

All-Time OVC Record:
199-306 (.394)

SEMO vs. Ranked Teams (0-17)

at #21 Cincinnati (12/11/92)	L, 58-83
at #6 Missouri (2/23/94)	L, 61-83
at #21 Illinois (12/8/95)	L, 70-89
vs. #6 Cincinnati (1/7/97)	L, 57-80
vs. #10 LSU* (3/16/00)	L, 61-64
at #20 Creighton (12/29/02)	L, 70-93
at #6 Illinois (12/28/05)	L, 64-89
at #25 Missouri (11/11/11)	L, 68-83
at #9 Murray State (2/2/12)	L, 73-81
vs. #14 Murray State (2/15/12)	L, 66-75
at #7 Kansas (11/9/12)	L, 55-74
at #11 Missouri (12/4/12)	L, 65-81
at #10 Indiana (12/4/16)	L, 55-83
at #10 Florida State (12/17/18)	L, 68-85
at #5 Ohio State (12/17/19)	L, 48-80
vs. #19 Murray State (2/26/22)	L, 68-70
vs. #22 Murray State (3/4/22)	L, 74-88

* - NCAA Tournament

Year-by-Year OVC Record and Finish

Year	Record	Finish
1991-92	5-9	7th
1992-93	9-7	4th
1993-94	5-11	6th
1994-95	7-9	6th
1995-96	5-11	8th
1996-97	9-9	t4th
1997-98	10-8	5th
1998-99	15-3	2nd
1999-00	14-4	t1st
2000-01	8-8	5th
2001-02	4-12	8th
2002-03	5-11	7th
2003-04	4-12	10th
2004-05	9-7	5th
2005-06	4-16	10th
2006-07	9-11	6th
2007-08	1-13*	11th
2008-09	0-18	10th
2009-10	3-15	9th
2010-11	6-12	t7th
2011-12	9-7	5th
2012-13	8-8	t5th/2nd in OVC West
2013-14	8-8	6th/2nd in OVC West
2014-15	7-9	8th/5th in OVC West
2015-16	2-14	12th/6th in OVC West
2016-17	9-7	5th/2nd in OVC West
2017-18	8-10	7th
2018-19	5-13	11th
2019-20	3-15	12th
2020-21	9-11	7th
2021-22	8-9	4th

* - Southeast Missouri vacated six OVC wins during the 2007-08 season.



2022-23 SOUTHEAST MISSOURI BASKETBALL

CAREER RANKINGS

Points

1. Carl Ritter, 1959-63	1,916
2. Jewell Crawford, 1980-84	1,862
3. Bill Giessing, 1960-64	1,686
4. William "Bud" Eley, 1995-99	1,611
5. Antonius Cleveland, 2013-17	1,556
6. Tyler Stone, 2011-14	1,546
7. Derek Winans, 2001-05	1,505
8. Marland Smith, 2009-13	1,423
9. Ronny Rankin, 1984-86	1,277
10. Riley Ellis, 1984-86	1,241
11. Ray Pugh, 1985-89	1,237
12. Otto Porter, 1979-81	1,216
Devon Lake, 1990-93	1,216
14. Dwayne Rutherford, 1986-90	1,191
15. Kermit Meystedt, 1963-67	1,141
16. Anthony Venson, 1980-84	1,131
17. Curtis Shelton, 1990-94	1,112
18. John Sanchez, 1976-80	1,104
19. Denzel Mahoney, 2016-18	1,091
20. Lawrence Wilson, 1986-90	1,086

Scoring Average

1. Otto Porter, 1979-81	25.9
2. Fred Anderson, 1968-69	23.3
3. Roy Booker, 2005-06	22.0
4. Ronny Rankin, 1984-86	20.6
5. Jim Anderson, 1970-72	19.7
6. Riley Ellis, 1984-86	19.1
7. Jarekious Bradley, 2013-15	17.7
8. Danny Dohogne, 1990-91	17.4
9. Denzel Mahoney, 2016-18	17.0
10. Jewell Crawford, 1980-84	16.6
William "Bud" Eley, 1995-99	16.6

Field Goals Made

1. Jewell Crawford, 1980-84	763
2. William "Bud" Eley, 1995-99	629
3. Tyler Stone, 2011-14	621
4. Antonius Cleveland, 2013-2017	585
5. Derek Winans, 2001-05	524
6. Otto Porter, 1979-81	515
7. Ronny Rankin, 1984-86	483
8. Riley Ellis, 1984-86	478
Ray Pugh, 1985-89	478
10. Marland Smith, 2009-13	476

Field Goals Attempted

1. Jewell Crawford, 1980-84	1,470
2. Marland Smith, 2009-13	1,201
3. Tyler Stone, 2011-14	1,191
4. Antonius Cleveland, 2013-17	1,184
5. Derek Winans, 2001-05	1,172

6. William "Bud" Eley, 1995-99	1,170
7. Otto Porter, 1979-81	1,044
8. Joe Cagle, 1973-77	1,026
9. Dave Shipley, 1975-79	1,010
10. Ray Pugh, 1985-89	975

Field Goal Percentage

(Minimum 100 FG Made)

	FG-A	Pct.
1. Danny Dohogne, 1990-91	191-297	.643
2. Leon Powell, 2010-12	298-486	.613
3. Carl Nicholson, 1985-88	105-173	.607
4. Eddie Hart, 1984-86	181-303	.597
5. Roderick Johnson, 1998-00	293-500	.586
6. Brandon Griffin, 2002-04	267-465	.574
Drew Demond, 1999-02	132-230	.574
8. Matt Sisley, 1992-94	142-248	.573
9. Desi Barmore, 1978-79	185-329	.562
10. Manny Patterson, 2020-22	139-248	.560

3-Point Field Goals Made

1. Marland Smith, 2009-13	251
2. Derek Winans, 2001-05	219
3. Churtis Shelton, 1990-94	215
4. Terrick Willoughby, 2003-07	175
5. Kenard Moore, 2007-09	174
6. Mike Lewis, 1987-91	166
7. Cory Johnson, 1997-99	162
8. Brett Hale, 2001-05	140
9. Eric Reed, Jr., 2021-22	132
Jamaal Calvin, 2013-17	132

3-Point Field Goals Attempted

1. Marland Smith, 2009-13	697
2. Derek Winans, 2001-05	564
3. Kenard Moore, 2007-09	482
4. Curtis Shelton, 1990-94	480
5. Terrick Willoughby, 2003-07	434
6. Cory Johnson, 1997-99	391
7. Mike Lewis, 1987-91	372
8. Jamaal Calvin, 2013-17	371
9. Ledarrius Brewer, 2017-19	355
10. Jarekious Bradley, 2013-15	342
Brett Hale, 2001-05	342

3-Point Field Goal Percentage

(Minimum 100 3FG Made)

	3FG-A	Pct.
1. Curtis Shelton, 1990-94	215-480	.448
2. Mike Lewis, 1987-91	166-372	.446
3. Cory Johnson, 1997-99	162-391	.414
4. Brett Hale, 2001-05	140-342	.409
5. Corey Wilford, 2011-13	114-280	.407
6. Terrick Willoughby, 2003-07	175-434	.403



Derek Winans

7. Dwayne Rutherford, 1986-90	107-266	.402
8. Eric Reed, Jr., 2020-22	132-329	.401
9. Denzel Mahoney, 2016-18	121-306	.395
10. Derek Winans, 2001-05	219-564	.388

Free Throws Made

1. Carl Ritter, 1959-63	580
2. William "Bud" Eley, 1995-99	341
3. Jewell Crawford, 1980-84	336
4. Antonius Cleveland, 2013-17	324
5. Denzel Mahoney, 2016-18	314
6. Ronny Rankin, 1984-86	311
7. Devon Lake, 1990-93	309
8. Lucas Nutt, 2009-14	300
9. Dwayne Rutherford, 1986-90	286
10. Riley Ellis, 1984-86	285

Free Throws Attempted

1. Carl Ritter, 1959-63	664
2. William "Bud" Eley, 1995-99	580
3. Antonius Cleveland, 2013-17	529
4. Jewell Crawford, 1980-84	495
5. Riley Ellis, 1984-86	462
6. Nino Johnson, 2011-15	434
7. Lawrence Wilson, 1986-90	402
8. Dwayne Rutherford, 1986-90	395
9. Devon Lake, 1990-93	384
10. Denzel Mahoney, 2016-18	380

**Free Throw Percentage**

(Minimum 100 FT Made)

	FT-A	Pct.
1. Cory Johnson, 1997-99	130-146	.890
2. Robin Wilhoit, 1976-80	122-142	.859
Brett Hale, 2001-05	164-191	.859
4. Ronny Rankin, 1984-86	311-371	.838
5. Lucas Nutt, 2009-14	300-362	.829
Curtis Shelton, 1990-94	257-310	.829
7. Denzel Mahoney, 2016-18	314-380	.826
8. Roy Booker, 2005-06	165-200	.825
9. Jarekious Bradley, 2013-15	180-219	.822
10. Mike Payne, 1969-72	113-140	.807

Rebounds

1. William "Bud" Eley, 1995-99	955
2. John Sanchez, 1976-80	839
3. Kermit Meystedt, 1963-67	834
4. Paul Ranson, 1961-64	815
5. Anthony Thomas, 1978-82	796
Bill Giessing, 1960-64	796
7. Tyler Stone, 2011-14	768
8. Dan Milligan, 1965-69	758
9. Jewell Crawford, 1980-84	741
10. Nino Johnson, 2011-15	730

**Nino Johnson****Rebounding Average**

(Minimum 50 Games)

	G	Avg.
1. William "Bud" Eley, 1995-99	97	9.8
2. Brandon Griffin, 2002-04	53	9.1
3. Riley Ellis, 1984-86	65	8.7
4. Tyler Stone, 2011-14	94	8.2
5. Leon Powell, 2010-12	62	7.4
6. Roderick Johnson, 1998-00	60	7.3
7. Derick Turner, 1985-87	65	6.7
8. Reggie Golson, 2002-05	53	6.5
9. Calvin Williams, 2007-09	50	6.4
10. Jermall Morgan, 1993-95	54	6.3

Assists


1. Lucas Nutt, 2009-14	610
2. Dwayne Rutherford, 1986-90	541
3. Michael Morris, 1984-88	478
4. Dave Shipley, 1975-79	396
5. Jerry Freshwater, 1991-95	367
6. Joe Cagle, 1973-77	357
7. John Sanchez, 1976-80	327
8. Anthony Venson, 1980-84	321
9. Jonathan Dalton, 2016-19	315
10. Derek Winans, 2001-05	282

Steals

1. Michael Morris, 1984-88	191
2. Antonius Cleveland, 2013-17	159
3. Derek Winans, 2001-05	153
Dwayne Rutherford, 1986-90	153
5. William "Bud" Eley, 1995-99	135
6. Jerry Freshwater, 1991-95	121
7. Marland Smith, 2009-13	112
8. Dainmon Gonner, 2003-05	111
9. Paul Paradoski, 2004-07	110
10. Nino Johnson, 2011-15	100

Blocks

1. Nino Johnson, 2011-15	184
2. William "Bud" Eley, 1995-99	156
3. Tyler Stone, 2011-14	124
4. Drew Demond, 1999-02	112
5. Leon Powell, 2010-12	92
6. Anthony Thomas, 1978-82	83
7. Reggie Golson, 2002-05	79
8. Antonius Cleveland, 2013-17	76
9. Calvin Williams, 2007-09	71
10. Malcomn Henry, 1985-90	60

**William "Bud" Eley****Games Played**

1. Malcomn Henry, 1985-90	148
2. Lucas Nutt, 2009-14	137
3. Dwayne Rutherford, 1986-90	129
4. Lawrence Wilson, 1986-90	128
5. Marland Smith, 2009-13	126
6. Michael Morris, 1984-88	122
7. Antonius Cleveland, 2013-17	121
Mike Lewis, 1987-91	121

Games Started

1. Antonius Cleveland, 2013-17	109
2. Lucas Nutt, 2009-14	106
3. Derek Winans, 2001-05	101
4. Marland Smith, 2009-13	98
5. Bud Eley, 1995-99	93
6. Tyler Stone, 2011-14	84
7. Terrick Willoughby, 2003-07	80

* - Southeast Missouri State University men's basketball Top-10 lists were generated with statistics dating back to 1968-69. Any cumulative statistical reports prior to that season were incomplete. Therefore, some individuals who played before 1968-69 may be excluded from certain statistical categories on these lists.



2022-23 SOUTHEAST MISSOURI BASKETBALL

SINGLE-SEASON RANKINGS

Points

1. Otto Porter, 1980-81	677
2. Riley Ellis, 1985-86	667
3. Ronny Rankin, 1985-86	656
4. Ronny Rankin, 1984-85	621
5. Jarekious Bradley, 2013-14	608
6. Jewell Crawford, 1983-84	606
7. Devon Lake, 1992-93	603
8. Denzel Mahoney, 2017-18	598
9. Roy Booker, 2005-06	594
10. Tyler Stone, 2013-14	578
11. Riley Ellis, 1984-85	574
12. Kenard Moore, 2008-09	570
13. Antonius Cleveland, 2016-17	549
14. Dainmon Gonner, 2004-05	547
15. Derick Turner, 1986-87	545
16. Otto Porter, 1979-80	539
17. Cleo Conley, 1986-87	537
18. William "Bud" Eley, 1996-97	536
19. Ray Pugh, 1987-88	533
20. Tyler Stone, 2012-13	512

Scoring Average

1. Otto Porter, 1979-80	27.0
2. Otto Porter, 1980-81	25.1
3. Fred Anderson, 1968-69	23.3
4. Jim Anderson, 1970-71	23.1
5. Jewell Crawford, 1983-84	22.4
6. Devon Lake, 1992-93	22.3
7. Roy Booker, 2005-06	22.0
8. Ronny Rankin, 1984-85	20.7
9. Ronny Rankin, 1985-86	20.5
10. Dainmon Gonner, 2004-05	20.3

Field Goals Made

1. Otto Porter, 1980-81	287
2. Ronny Rankin, 1985-86	252
3. Riley Ellis, 1985-86	250
4. Jewell Crawford, 1983-84	238
5. Ronny Rankin, 1984-85	231
6. Otto Porter, 1979-80	228
Riley Ellis, 1984-85	228
8. Tyler Stone, 2013-14	223
Cleo Conley, 1986-87	223
10. Derick Turner, 1986-87	221
Fred Anderson, 1968-69	221

Field Goals Attempted

1. Otto Porter, 1980-81	568
2. Ronny Rankin, 1985-86	524
3. Roy Booker, 2005-06	504
4. Riley Ellis, 1985-86	495
5. Fred Anderson, 1968-69	488
6. Kenard Moore, 2008-09	483
7. Otto Porter, 1979-80	476
Cleo Conley, 1986-87	476
9. Riley Ellis, 1984-85	460
10. Jarekious Bradley, 2013-14	438

Field Goal Percentage

(Minimum 75 FG Made)

	FG-A	Pct.
1. Danny Dohogne, 1990-91	191-297	.643
2. Leon Powell, 2010-11	172-273	.630
3. Cornall Henderson, 1987-88	75-117	.641
Carl Nicholson, 1987-88	75-117	.641
5. Eddie Hart, 1985-86	119-186	.640
6. David Montgomery, 1997-98	141-227	.621
7. Roderick Johnson, 1999-00	163-270	.604
8. William "Bud" Eley, 1998-99	170-286	.594
9. Leon Powell, 2011-12	126-213	.592
10. John Sanchez, 1977-78	149-256	.582

3-Point Field Goals Made

1. Kenard Moore, 2008-09	97
2. Cory Johnson, 1997-98	95
3. Curtis Shelton, 1993-94	86
4. Corey Wilford, 2012-13	82
5. Kenard Moore, 2007-08	77
6. Jarekious Bradley, 2013-14	75
7. Roy Booker, 2005-06	73
8. Eric Reed, Jr., 2021-22	71
Ledarrius Brewer, 2017-18	71
Derek Winans, 2002-03	71

3-Point Field Goals Attempted

1. Kenard Moore, 2008-09	285
2. Roy Booker, 2005-06	233
3. Cory Johnson, 1997-98	219
4. Marland Smith, 2010-11	207
5. Jarekious Bradley, 2013-14	201
6. Kenard Moore, 2007-08	197
7. Eric Reed, Jr., 2021-22	196
Ledarrius Brewer, 2017-18	196
9. Corey Wilford, 2012-13	193
10. Curtis Shelton, 1993-94	190



Antonius Cleveland

3-Point Field Goal Percentage

(Minimum 50 3FG Made)

	3FG-A	Pct.
1. Amory Sanders, 2000-01	53-95	.558
2. Mike Lewis, 1989-90	64-130	.492
Mike Lewis, 1988-89	64-130	.492
4. Curtis Shelton, 1991-92	58-121	.479
5. Eric Reed, Jr., 2020-21	61-133	.459
6. Curtis Shelton, 1993-94	86-190	.453
7. Terrick Willoughby, 2006-07	51-116	.440
8. Cory Johnson, 1997-98	95-219	.434
9. Mark Johnson, 1994-95	55-128	.430
10. Marland Smith, 2012-13	63-147	.429
Brett Hale, 2002-03	54-126	.429

Free Throws Made

1. Carl Ritter, 1960-61	184
2. Denzel Mahoney, 2017-18	182
3. Riley Ellis, 1985-86	167
4. Roy Booker, 2005-06	165
5. Devon Lake, 1992-93	162
6. Ronny Rankin, 1984-85	159
7. Ronny Rankin, 1985-86	152
8. Denzel Mahoney, 2016-17	132
9. Jewell Crawford, 1983-84	130
Andrew Reed, 1971-72	130
10. Jermall Morgan, 1994-95	123

**Free Throws Attempted**

1. Riley Ellis, 1985-86	259
2. Denzel Mahoney, 2017-18	218
3. William "Bud" Eley, 1996-97	217
4. Devon Lake, 1992-93	205
Leon Powell, 2010-11	205
6. Riley Ellis, 1984-85	203
7. Roy Booker, 2005-06	200
8. Jermall Morgan, 1994-95	199
9. Ronny Rankin, 1984-85	190
10. Jewell Crawford, 1983-84	183

Free Throw Percentage

(Minimum 75 FT Made)

	FT-A	Pct.
1. Curtis Shelton, 1993-94	94-106	.887
2. Jarekious Bradley, 2014-15	83-94	.883
3. Ronny Rankin, 1985-86	152-181	.840
4. Ronny Rankin, 1984-85	159-190	.837
5. Denzel Mahoney, 2017-18	182-218	.835
6. Michael Stokes, 2000-01	118-143	.825
Roy Booker, 2005-06	165-200	.825
8. Lucas Nutt, 2010-11	96-117	.821
9. Lucas Nutt, 2013-14	80-98	.816
10. Eric Reed, Jr., 2021-22	101-124	.815
Denzel Mahoney, 2016-17	132-162	.815

Rebounds

1. Brandon Griffin, 2002-03	314
2. William "Bud" Eley, 1996-97	310
William "Bud" Eley, 1998-99	310
4. Riley Ellis, 1985-86	293
5. Nino Johnson, 2012-13	289
6. Tyler Stone, 2013-14	284
7. Derick Turner, 1986-87	282
8. Riley Ellis, 1984-85	275
9. Roderick Johnson, 1999-00	266
10. William "Bud" Eley, 1995-96	260

Rebounding Average

(Minimum 20 Games)

	G	Avg.
1. William "Bud" Eley, 1998-99	29	10.7
2. Brandon Griffin, 2002-03	30	10.5
3. William "Bud" Eley, 1996-97	30	10.3
4. Thomas Thames, 1990-91	20	10.1
5. William "Bud" Eley, 1995-96	27	9.6
6. Tyler Stone, 2013-14	30	9.5
7. Derick Turner, 1986-87	31	9.1
8. Riley Ellis, 1985-86	33	8.9
9. Nino Johnson, 2012-13	33	8.8
Danny Dohogne, 1990-91	28	8.8

**Tyler Stone****Assists**

1. Dwayne Rutherford, 1988-89	200
2. Lucas Nutt, 2013-14	191
3. Kevin Roberts, 2002-03	179
4. Lucas Nutt, 2012-13	178
5. Jonathan Dalton, 2017-18	168
6. Jerry Freshwater, 1994-95	153
7. Dwayne Rutherford, 1987-88	143
8. Michael Morris, 1986-87	139
9. Michael Morris, 1985-86	136
10. Michael Morris, 1987-88	130

Steals

1. Dainmon Gonner, 2004-05	74
2. Dwayne Rutherford, 1988-89	71
3. Michael Morris, 1986-87	63
Michael Morris, 1987-88	63
5. William "Bud" Eley, 1996-97	58
Calvert White, 1996-97	58
7. Johnnie Coleman, 1990-91	57
8. Ernest Taylor, 1988-89	50
9. Isiah Jones, 2015-16	49
10. Cleo Conley, 1986-87	48

Blocks

1. Nino Johnson, 2012-13	84
2. William "Bud" Eley, 1998-99	75
3. Nino Johnson, 2014-15	64
Reggie Golson, 2004-05	64
5. William "Bud" Eley, 1995-96	51
6. Leon Powell, 2010-11	50
7. Drew Demond, 2000-01	48
8. Tyler Stone, 2013-14	46
9. Anthony Thomas, 1981-82	45
10. Tyler Stone, 2012-13	44

* - Southeast Missouri State University men's basketball Top-10 lists were generated with statistics dating back to 1968-69. Any cumulative statistical reports prior to that season were incomplete. Therefore, some individuals who played before 1968-69 may be excluded from certain statistical categories on these lists.

**Leon Powell**



2022-23 SOUTHEAST MISSOURI BASKETBALL

TEAM SINGLE-SEASON RANKINGS

Most Games

1985-86	34
2016-17	33
2012-13	33
1988-89	33
2021-22	32
2013-14	32
2010-11	32
1987-88	32
1984-85	32

Most Wins

1987-88	28
1988-89	27
1985-86	27
1989-90	26
1982-83	25
1999-00	24
1984-85	24
1990-91	21
1981-82	21
1962-63	21

Most Ohio Valley Conference Wins

1998-99	15
1999-00	14
1997-98	10
2020-21	9
2016-17	9
2011-12	9
2006-07	9
2004-05	9
1996-97	9
1992-93	9

Most Losses

2008-09	27
2019-20	24
2009-10	23
2010-11	22
2018-19	21

Most Ohio Valley Conference Losses

2008-09	18
2019-20	15
2009-10	15
2018-19	13
2007-08	13
2010-11	12
2003-04	12
2001-02	12

Most Points Scored

1987-88	2,791
1986-87	2,782
1988-89	2,775
1989-90	2,700
2013-14	2,654
1984-85	2,484
2016-17	2,460
1990-91	2,457
1986-87	2,453
2012-13	2,446

Highest Scoring Average

1990-91	87.8
1971-72	87.6
1965-66	87.2
1989-90	87.1
1987-88	86.9
1970-71	86.8
1963-64	86.4
1988-89	84.1
1977-78	83.0
2013-14	82.9

Most Field Goals Made

1985-86	1,108
1987-88	1,061
1988-89	1,003
1982-83	992
1986-87	978
1984-85	971
2013-14	961
1989-90	959
1978-79	917
1990-91	886
1977-78	886

Most Field Goals Attempted

1985-86	2,204
1988-89	2,128
1987-88	2,101
1989-90	2,075
1986-87	2,022
1982-83	2,000
1984-85	1,978
1971-72	1,971
1976-77	1,931
2013-14	1,924

Best Field Goal Percentage

1978-79	51.9
1987-88	50.5
1985-86	50.3
2013-14	49.9
1977-78	49.9
1983-84	49.8
1982-83	49.6
1984-85	49.1
1990-91	49.0
1980-81	48.4

Most 3-Point Field Goals Made

2017-18	289
2021-22	281
2018-19	266
2016-17	263
2012-13	256
2006-07	254
2013-14	218
1988-89	215
2002-03	212
2000-01	209

Most 3-Point Field Goals Attempted

2021-22	812
2006-07	765
2017-18	738
2018-19	719
2016-17	716
2012-13	644
2013-14	607
2019-20	596
2007-08	594
2020-21	582
2005-06	580

Best 3-Point Field Goal Percentage

1988-89	44.6
1987-88	42.5
2002-03	40.1
2012-13	39.8
2000-01	39.8
1991-92	39.7
2017-18	39.2
2004-05	37.6
2003-04	37.6
2018-19	37.0

2022-23 SOUTHEAST MISSOURI BASKETBALL

TEAM SINGLE-SEASON RANKINGS



Most Free Throws Made

1960-61.....	621
1989-90.....	618
1985-86.....	575
1990-91.....	570
1988-89.....	554
1984-85.....	542
1987-88.....	525
2013-14.....	514
1992-93.....	510
1971-72.....	503

Most Free Throws Attempted

1989-90.....	962
1985-86.....	856
1984-85.....	844
1990-91.....	806
1988-89.....	798
2010-11.....	794
1987-88.....	775
2007-08.....	745
2013-14.....	743
1971-72.....	739

Best Free Throw Percentage

2001-02.....	76.4
1979-80.....	75.4
2005-06.....	74.9
1978-79.....	74.4
2016-17.....	74.2
2000-01.....	73.9
2002-03.....	73.4
2021-22.....	73.2
2017-18.....	72.9
1992-93.....	72.6

Most Rebounds

1989-90.....	1,492
1985-86.....	1,410
1987-88.....	1,377
1984-85.....	1,331
1988-89.....	1,324
1986-87.....	1,304
1996-97.....	1,299
1962-63.....	1,292
1990-91.....	1,271
1961-62.....	1,261

Best Rebounding Average

1965-66.....	53.3
1964-65.....	53.3
1963-64.....	52.6
1962-63.....	51.7
1966-67.....	50.6
1961-62.....	50.4
1989-90.....	48.1

1969-70.....	43.4
1973-74.....	42.5
1975-76.....	41.7

Most Assists

1988-89.....	544
2002-03.....	535
2013-14.....	533
2012-13.....	522
1990-91.....	489
2011-12.....	462
2016-17.....	454

2021-22.....440

1994-95.....	439
2007-08.....	427

Most Turnovers

2007-08.....	558
1996-97.....	553
2006-07.....	528
1995-96.....	500
1988-89.....	493
1993-94.....	487
1999-00.....	478
1992-93.....	472
2009-10.....	465
2010-11.....	463
1990-91.....	463

Most Blocked Shots

1999-00.....	164
2012-13.....	162
2013-14.....	136
2014-15.....	132
2006-07.....	126
1996-97.....	126
2007-08.....	125
2010-11.....	121
2004-05.....	119
1991-92.....	115

Most Steals

2007-08.....	262
1992-93.....	250
2006-07.....	249
2016-17.....	248
2004-05.....	237
2013-14.....	228
1996-97.....	220
2015-16.....	218
2014-15.....	218
1995-96.....	204

Most Personal Fouls

1988-89.....	704
1985-86.....	695
1984-85.....	688
2007-08.....	679
2010-11.....	677
1989-90.....	674
1987-88.....	663
1986-87.....	658
2009-10.....	653

2021-22.....649

2021-22 Mark in **Bold**

Miscellaneous Records

Largest Margin of Victory	+15.7	1984-85
Most Victories	28	1987-88
Most Losses	27	2008-09
Longest Winning Streak	20 games	12/5/87-2/17/88
Longest Home Winning Streak	28 games	11/29/85-1/7/87
Longest Losing Streak	21 games	12/23/08-11/18/09



2022-23 SOUTHEAST MISSOURI BASKETBALL

TEAM SINGLE-GAME RANKINGS

Points

135	vs. Ft. Leonard Wood, 1963-64
127	vs. Harris-Stowe, 12/2/86
127	vs. St. Louis Parks, 11/24/86
126	vs. Union University, 11/20/89
126	vs. Harris-Stowe, 2/4/85
125	vs. Chicago State, 12/9/93
122	vs. Harris Teachers College, 1964-65
121	vs. Austin Peay, 1/29/08
121	vs. Oakland City, 1/2/91
121	vs. Concordia (Wis.), 11/19/88

Combined Points

237	vs. Austin Peay, 1/29/08
233	vs. Murray State, 3/1/14
228	vs. Troy, 11/24/90
226	vs. Illinois State, 1970-71
220	vs. Chicago State, 12/9/93
220	vs. Kentucky Wesleyan, 1979-78
219	vs. Missouri Baptist, 11/19/90
216	vs. Illinois State, 1968-69
213	vs. Arkansas State, 1968-69
211	vs. Central Missouri, 1978-79

Most Field Goals Made

SEMO Record

59	vs. St. Louis Parks, 11/24/86
59	vs. McKendree, 1/4/67
<u>NCAA Division I Era (Since 1997-98 Season)</u>		
45	vs. Central Baptist, 11/11/13
44	vs. Murray State, 3/1/14
44	vs. Williams Baptist College, 12/12/09
41	vs. Austin Peay, 1/29/08
40	at Austin Peay, 2/28/13
40	vs. Harris-Stowe, 11/14/11
40	vs. Central Methodist, 11/21/97
39	vs. Quincy, 11/12/18
38	vs. UT Martin, 2/12/15
37	at Tennessee State, 1/13/05

Most Field Goals Attempted

SEMO Record

98	vs. St. Louis Parks, 11/24/86
<u>NCAA Division I Era (Since 1997-98 Season)</u>		
83	vs. Kentucky Christian, 11/24/03
83	at UT Martin, 1/15/98
81	vs. Central Baptist, 11/11/13
80	at Tennessee State, 1/13/05
79	vs. Williams Baptist College, 12/12/09
75	at Louisiana Tech, 11/13/17
75	vs. UT Martin, 2/2/08
74	vs. Southern Illinois, 12/2/20
72	vs. Austin Peay, 2/25/17
72	vs. Lyon College, 11/12/12
72	at Tennessee State, 3/1/03
72	vs. Morehead State, 1/27/00

Best Field Goal Percentage

SEMO Record

68.9 (59-of-88)	vs. McKendree, 1/14/67
<u>NCAA Division I Era (Since 1997-98 Season)</u>		
66.7 (40-of-60)	at Austin Peay, 2/28/13
65.3 (32-of-49)	vs. Tennessee State, 1/11/14
64.3 (36-of-56)	vs. Hannibal-LaGrange, 11/26/12
62.9 (39-of-62)	vs. Quincy, 11/12/18
61.7 (29-of-47)	vs. Texas State, 12/1/13
61.5 (40-of-65)	vs. Central Methodist, 11/21/97
61.2 (30-of-49)	vs. Morris Brown College, 2/14/01
60.5 (26-of-43)	vs. Tennessee Tech, 1/10/17
60.4 (32-of-53)	vs. Tennessee State, 2/3/01
60.0 (36-of-60)	vs. Western Carolina, 11/19/99

Most 3-Point Field Goals Made

SEMO Record

20	at Austin Peay, 2/28/13
<u>NCAA Division I Era (Since 1997-98 Season)</u>		
20	at Austin Peay, 2/28/13
17	vs. Austin Peay, 1/1/22
17	vs. Central Baptist, 11/11/13
16	at Eastern Kentucky, 2/22/18
16	vs. UT Martin, 2/18/17
16	vs. Tulane, 11/30/13
16	vs. Williams Baptist College, 12/12/09
16	vs. UT Martin, 12/12/98
15	vs. Eastern Illinois, 2/9/13

Most 3-Point Field Goals Attempted

SEMO Record

40	vs. UT Martin, 1/15/98
<u>NCAA Division I Era (Since 1997-98 Season)</u>		
40	vs. UT Martin, 1/15/98
37	at Florida State, 12/17/18
36	vs. Southern Illinois, 12/8/18
35	at Eastern Illinois, 1/22/22
35	at Murray State, 12/30/21
35	vs. Tennessee State, 12/31/17
35	vs. Central Baptist, 11/11/13
34	vs. UT Martin, 2/24/18
34	vs. UT Martin, 2/18/17
34	vs. Central Arkansas, 12/1/16
34	vs. Tennessee Tech, 1/10/04
33	at Austin Peay, 2/28/13
33	vs. Murray State, 1/27/07
33	vs. Morehead State, 1/27/00

Best 3-Point Field Goal Percentage

(Minimum 10 3FG Made)

73.7 (14-of-19)	vs. Tennessee State, 2/28/19
68.8 (11-of-16)	vs. Hannibal-LaGrange, 11/26/12
66.7 (40-of-60)	at Austin Peay, 2/28/13
62.5 (10-of-16)	at N.C. Central, 2/2/17
60.9 (14-of-23)	at Murray State, 2/15/03
60.7 (17-of-28)	vs. Austin Peay (1/1/22)
60.0 (12-of-20)	at Morehead State, 2/24/00
59.3 (16-of-27)	at Eastern Kentucky, 2/22/18
59.1 (13-of-22)	at Eastern Kentucky, 1/2/07

Most Free Throws Made

SEMO Record

40	vs. Tennessee State, 1/2/21
40	vs. Christian Brothers, 12/5/88
<u>NCAA Division I Era (Since 1997-98 Season)</u>		
32	at Eastern Kentucky, 1/5/98
31	vs. Eastern Kentucky, 1/10/02
30	vs. Murray State, 2/14/15
30	vs. Tennessee State, 12/6/07
30	at UT Martin, 2/10/01
29	vs. Austin Peay, 1/1/22
29	vs. SIU Edwardsville, 2/15/20
29	vs. Tennessee State, 1/11/14

Most Free Throws Attempted

SEMO Record

51	vs. Tennessee State, 1/2/21
<u>NCAA Division I Era (Since 1997-98 Season)</u>		
47	at Murray State, 1/8/07
46	vs. Alabama A&M, 11/29/14
45	vs. Jacksonville State, 1/4/10
44	vs. Eastern Illinois, 1/8/11
44	vs. Tennessee State, 12/6/07
44	vs. Murray State, 1/27/07
44	vs. Southern Illinois, 12/5/00
43	vs. Tennessee State, 1/11/14
41	vs. UT Martin, 1/3/11
41	vs. Austin Peay, 1/29/08

Miscellaneous Records

Points in a Half	74	vs. Harris-Stowe, 2/4/85
Largest Margin of Victory	+89	SEMO 127, St. Louis Parks 38, 11/24/86
Largest Margin of Defeat	-58	Northwest Missouri 74, SEMO 16, 2/1/29

2022-23 SOUTHEAST MISSOURI BASKETBALL

TEAM SINGLE-GAME RANKINGS



Best Free Throw Percentage

(Minimum 25 FT Made)

NCAA Division I Era (Since 1997-98 Season)

.862 (25-of-29).....	at Eastern Illinois, 1/23/99
.857 (30-of-35).....	at UT Martin, 2/10/01
.842 (32-of-38).....	at Eastern Kentucky, 1/5/98
.842 (32-of-38).....	at Eastern Kentucky, 1/5/98
.805 (29-of-36).....	vs. SIU Edwardsville, 2/15/20
.800 (28-of-35).....	vs. SIU Edwardsville, 2/17/18
.800 (28-of-35).....	vs. Tennessee State, 2/25/10
.800 (28-of-35).....	vs. Tennessee State, 1/15/04
.794 (31-of-39).....	vs. Eastern Kentucky, 1/10/02

Most Rebounds

SEMO Record

68.....	vs. Christian Brothers, 11/18/88
---------	----------------------------------

NCAA Division I Era (Since 1997-98 Season)

56.....	vs. Mid-Continent, 11/22/13
56.....	vs. Lyon College, 11/12/12
56.....	vs. Austin Peay, 1/29/08
56.....	vs. Kentucky Christian, 11/24/03
54.....	vs. Central Methodist, 11/20/98
52.....	at Tennessee State, 12/5/98
51.....	vs. SIU Edwardsville, 1/24/19
51.....	vs. Tennessee Tech, 12/8/07
51.....	vs. Tennessee State, 12/6/07
50.....	vs. Eastern Illinois, 1/30/21
50.....	vs. Southern Illinois, 12/2/20
50.....	vs. Southeastern Louisiana, 12/6/14
50.....	vs. Austin Peay, 1/26/12
50.....	vs. Williams Baptist College, 12/12/09
50.....	vs. Oakland City, 12/4/02
50.....	at Tennessee State, 1/13/98

Most Assists

SEMO Record

33.....	vs. Missouri Baptist, 11/19/90
---------	--------------------------------

NCAA Division I Era (Since 1997-98 Season)

31.....	at Austin Peay, 2/28/13
29.....	vs. Williams Baptist College, 12/12/09
28.....	vs. Central Arkansas, 12/1/16
28.....	vs. Harris-Stowe, 11/14/11
28.....	vs. UT Martin, 1/16/03
27.....	at Eastern Illinois, 1/22/22
27.....	vs. Central Baptist, 11/11/13
27.....	vs. Morehead State, 2/6/03
27.....	at Eastern Kentucky, 1/9/03
26.....	vs. Eastern Kentucky, 2/20/21
26.....	vs. Mid-Continent, 11/22/13

Most Blocked Shots

SEMO Record

14.....	vs. Morehead State, 1/4/99
---------	----------------------------

NCAA Division I Era (Since 1997-98 Season)

14.....	vs. Morehead State, 1/4/99
12.....	vs. Tennessee Tech, 1/20/05
11.....	vs. Hannibal-LaGrange, 12/11/10
10.....	vs. SIU Edwardsville, 2/7/13
10.....	at UT Martin, 1/20/11
10.....	vs. Austin Peay, 1/29/08
10.....	vs. Austin Peay, 1/22/05
10.....	at Morehead State, 1/27/01
10.....	vs. Jackson State, 12/28/00

Most Steals

NCAA Division I Era (Since 1997-98 Season)

23.....	vs. Hannibal-LaGrange, 11/13/16
17.....	vs. Longwood, 11/24/07
17.....	vs. Kentucky Christian, 11/24/03
16.....	vs. Harris-Stowe, 12/27/15
16.....	vs. Tennessee State, 2/12/05
16.....	at Tennessee State, 1/13/05
15.....	vs. Central Baptist, 11/11/13
15.....	vs. UT Martin, 12/2/06
14.....	vs. Tennessee State, 1/2/21
14.....	at Missouri State, 12/17/16
14.....	vs. Harris-Stowe, 12/28/14
14.....	vs. Williams Baptist College, 12/12/09
14.....	vs. Tennessee Tech, 1/31/09
14.....	vs. Culver-Stockton, 11/16/07
14.....	vs. Eastern Illinois, 2/23/99

Most Turnovers

NCAA Division I Era (Since 1997-98 Season)

31.....	at Arkansas State, 12/8/98
30.....	vs. Austin Peay, 1/29/08
29.....	at Western Kentucky, 12/1/04
28.....	vs. Central Methodist, 12/16/05
27.....	at Morehead State, 1/14/10
27.....	vs. Coppin State, 11/23/07
27.....	at Southern Illinois, 1/2/00
26.....	at Tennessee Tech, 12/9/06
26.....	at Tennessee State, 1/13/05
24.....	vs. UT Martin, 1/5/19
24.....	vs. Northern Illinois, 2/21/09
24.....	at Arkansas, 11/10/06
24.....	at Saint Louis, 12/15/01
24.....	vs. UT Martin, 1/13/01

Most Personal Fouls

NCAA Division I Era (Since 1997-98 Season)

37.....	vs. Austin Peay, 1/29/08
37.....	vs. Coppin State, 11/23/07
34.....	vs. Murray State, 1/18/20
32.....	at Austin Peay, 12/3/09
31.....	at Jacksonville State, 2/23/12
31.....	at Florida Gulf Coast, 11/16/10
30.....	vs. Tennessee Tech, 1/10/17
30.....	at Southern Illinois, 12/8/10

2021-22 Mark in **Bold**





2022-23 SOUTHEAST MISSOURI BASKETBALL

INDIVIDUAL SINGLE-GAME RANKINGS

Points

SEMO Record

52 Kermit Meystedt
vs. McKendree, 1/14/67

NCAA Division I Era (Since 1997-98 Season)

1. 37 Tyler Stone
at SIU Edwardsville, 2/6/14
- 37 Dainmon Gonner
at Tennessee State, 1/13/05
3. 36 Denzel Mahoney
at SIU Edwardsville, 1/18/18
- 36 Leon Powell
vs. UT Martin, 1/3/11
- 36 Kenard Moore
vs. Northern Illinois, 2/21/09
- 36 Dainmon Gonner
at Bradley, 11/19/04
7. 35 **Eric Reed, Jr.**
at Tennessee Tech, 2/17/22
- 35 **Phillip Russell**
at SIU Edwardsville, 2/7/22
9. 34 **Eric Reed, Jr.**
vs. Austin Peay, 1/1/22
- 34 Ledarrius Brewer
vs. Eastern Illinois, 2/15/18
- 34 Denzel Mahoney
vs. Tennessee State, 3/1/17
12. 33 Roy Booker
vs. Austin Peay, 1/14/06
- 33 Derek Winans
at Western Illinois, 1/21/03
14. 32 Jarekious Bradley
at Eastern Kentucky, 2/1/14
- 32 Tyler Stone
vs. Central Arkansas, 12/8/12
- 32 Tim Scheer
vs. Tennessee State, 1/30/03
- 32 Derek Winans
vs. Eastern Illinois, 2/19/02

Rebounds

SEMO Record

29 Paul Ranson
vs. MacMurray, 12/8/61

NCAA Division I Era (Since 1997-98 Season)

1. 21 William "Bud" Eley
at Missouri State, 12/22/98
2. 19 Leon Powell
at Central Arkansas, 2/5/11
- 19 Michael Rembert
at Eastern Kentucky, 2/9/08
4. 18 Leon Powell
vs. Austin Peay, 1/26/12
5. 17 Sage Tolbert
at Eastern Kentucky, 2/1/20
- 17 Tyler Stone
vs. Mid-Continent, 11/22/13
- 17 LaMont Russell
at Kansas State, 11/16/08
- 17 Roderick Johnson
vs. Middle Tennessee, 3/4/00
- 17 Roderick Johnson
at Middle Tennessee, 1/10/00
- 17 William "Bud" Eley
vs. Murray State, 2/28/99

Field Goals Made

SEMO Record

24 Kermit Meystedt
vs. McKendree, 1/14/67

NCAA Division I Era (Since 1997-98 Season)

1. 15 Tyler Stone
at SIU Edwardsville, 2/6/14
- 15 Dainmon Gonner
at Tennessee State, 1/13/05
3. 14 Tyler Stone
vs. Central Arkansas, 12/8/12
- 14 Derek Winans
at Western Illinois, 1/21/03
5. 13 Jaycen Herring
at Austin Peay, 2/28/09
- 13 Kenard Moore
vs. Morehead State, 1/15/09
7. 12 Antonius Cleveland
at DePaul, 12/19/16
- 12 Tyler Stone
at Central Arkansas, 12/5/11
- 12 Leon Powell
at Florida Gulf Coast, 11/16/10
- 12 Reggie Golson
vs. Rockhurst, 11/23/04
- 12 Derek Winans
at Eastern Illinois, 1/13/04

Field Goals Attempted

SEMO Record

34 Kermit Meystedt
vs. McKendree, 1/14/67

NCAA Division I Era (Since 1997-98 Season)

1. 27 Roy Booker
vs. Morehead State, 1/26/06
2. 26 Denzel Mahoney
vs. Murray State, 2/1/18
- 26 Dainmon Gonner
at Tennessee State, 1/13/05
4. 25 Kenard Moore
at Kansas State, 11/16/08
- 25 Roy Booker
vs. Samford, 2/23/06
- 25 Roy Booker
at UC Riverside, 2/18/06
- 25 Roy Booker
at Nebraska, 11/27/05
8. 24 **Eric Reed, Jr.**
at Tennessee Tech, 2/17/22
9. 24 Marland Smith
at UT Martin, 1/20/11
10. 23 Marland Smith
vs. Tennessee State, 2/25/10

Field Goal Percentage

(Minimum 8 made)

1. 1.000 Justin Carpenter (8-of-8)
at N.C. Central, 12/2/17
- 1.000 Antonius Cleveland (9-of-9)
vs. Tennessee Tech, 1/10/17
- 1.000 Josh Langford (10-of-10)
vs. Belmont, 1/9/14
- 1.000 Tyler Stone (8-of-8)
at Austin Peay, 2/28/13
- 1.000 Leon Powell (8-of-8)
vs. Harris-Stowe, 11/14/11
6. .900 Tim Scheer (9-of-10)

7. .889 Sage Tolbert (8-of-9)
vs. SIU Edwardsville, 1/24/19
- .889 William "Bud" Eley (8-of-9)
vs. Middle Tennessee, 2/4/99
- .889 William "Bud" Eley (8-of-9)
at Tennessee State, 12/5/98
- .889 David Montgomery (8-of-9)
vs. Central Methodist, 11/21/97

3-Point Field Goals Made

SEMO Record

9 Three times, last by Marland Smith
vs. Eastern Illinois, 2/9/13

NCAA Division I Era (Since 1997-98 Season)

1. 9 Marland Smith
vs. Eastern Illinois, 2/9/13
2. 8 Corey Wilford
at Austin Peay, 2/28/13
3. 7 **Eric Reed, Jr.**
vs. Austin Peay, 1/1/22
- 7 Eric Reed, Jr.
at Eastern Illinois, 2/25/21
- 7 Ledarrius Brewer
vs. Eastern Illinois, 2/15/18
- 7 Marland Smith
vs. Eastern Illinois, 1/14/12
- 7 Marland Smith
at Sacramento State, 12/22/11
- 7 Kenard Moore
at Arkansas State, 12/23/08
- 7 Kenard Moore
vs. Austin Peay, 1/29/08
- 7 Amory Sanders
vs. Robert Morris, 11/25/00
- 7 Cory Johnson
at Austin Peay, 2/2/98
- 7 Cory Johnson
vs. Central Methodist, 11/21/97

3-Point Field Goals Attempted

SEMO Record

19 Cory Johnson
at UT Martin, 1/15/98

NCAA Division I Era (Since 1997-98 Season)

1. 19 Cory Johnson
at UT Martin, 1/15/98
2. 17 Kenard Moore
at Kansas State, 11/16/08
3. 16 Marland Smith
at UT Martin, 1/20/11
4. 15 Marland Smith
vs. Eastern Illinois, 2/9/13
- 15 Kenard Moore
at Eastern Kentucky, 2/12/09
- 15 Roy Booker
vs. Morehead State, 1/26/06
7. 14 Marland Smith
vs. Tennessee State, 2/25/10
- 14 Kenard Moore
vs. Eastern Illinois, 2/14/08
- 14 Roy Booker
at Tennessee Tech, 1/21/06
10. 13 Marland Smith
at Miami (Ohio), 2/20/10
- 13 Emmanuel McCuthison
vs. Houston, 12/27/00

2022-23 SOUTHEAST MISSOURI BASKETBALL

INDIVIDUAL SINGLE-GAME RANKINGS



13 Cory Johnson
vs. Central Methodist, 11/21/97

3-Point Field Goal Percentage

(Minimum 7 made)

NCAA Division I Era (Since 1997-98 Season)

1. .778 Eric Reed, Jr. (7-of-9)
at Eastern Illinois, 2/25/21
2. .700 Ledarrius Brewer (7-of-10)
vs. Eastern Illinois, 2/15/18
- .700 Marland Smith (7-of-10)
at Sacramento State, 12/22/11
- .700 Marland Smith (7-of-10)
vs. Eastern Illinois, 1/14/12
- .700 Kenard Moore (7-of-10)
vs. Austin Peay, 1/29/08
- .700 Amory Sanders (7-of-10)
vs. Robert Morris, 11/25/00
7. .667 Corey Wilford (8-of-12)
at Austin Peay, 2/28/13
- .600 Marland Smith (9-of-15)
vs. Eastern Illinois, 2/9/13

Free Throws Made

SEMO Record

18 Carl Ritter
vs. Northwest Missouri, 12/30/60

NCAA Division I Era (Since 1997-98 Season)

1. 17 DQ Nicholas
vs. Tennessee State, 1/2/21
2. 16 Roy Booker
at Tennessee Tech, 1/21/06
3. 14 **Phillip Russell**
at SIU Edwardsville, 2/7/22
- 14 DQ Nicholas
at Abilene Christian, 12/5/19
- 14 Denzel Mahoney
vs. Tennessee State, 3/1/17
- 14 Leon Powell
vs. UT Martin, 1/3/11
- 14 Roy Booker
vs. UT Martin, 3/4/06
8. 13 Denzel Mahoney
at SIU Edwardsville, 1/18/18
9. 12 Denzel Mahoney
vs. Tennessee State, 12/31/17
- 12 Denzel Mahoney
at UT Martin, 1/14/17
- 12 Antonius Cleveland
vs. Chicago State, 12/22/16
- 12 Cameron Butler
vs. Jacksonville State, 1/14/10
- 12 Sam Pearson
at Tennessee State, 12/5/09

Free Throws Attempted

SEMO Record

22 Carl Ritter
vs. Northwest Missouri, 12/30/60

NCAA Division I Era (Since 1997-98 Season)

1. 21 Cameron Butler
vs. Jacksonville State, 1/4/10
2. 20 Leon Powell
vs. UT Martin, 1/3/11
3. 19 DQ Nicholas
vs. Tennessee State, 1/2/21
4. 18 Roy Booker
at Tennessee Tech, 1/21/06

5. 17 Reggie Golson
at Tennessee Tech, 1/8/05

6. 16 Antonius Cleveland
vs. Chicago State, 12/22/16

16 Nino Johnson
vs. Murray State, 2/14/15

16 Michael Rembert
vs. Eastern Illinois, 1/4/07

9. 15 **Phillip Russell** **at SIU Edwardsville, 2/7/22**

- 15 Denzel Mahoney
at SIU Edwardsville, 1/18/18
- 15 Denzel Mahoney
vs. Tennessee State, 3/1/17
- 15 Tyler Stone
vs. Tennessee State, 1/11/14
- 15 Nino Johnson
vs. Central Arkansas, 12/8/12
- 15 Roy Booker
vs. UT Martin, 3/4/06

Free Throw Percentage

(Minimum 9 made)

NCAA Division I Era (Since 1997-98 Season)

1. 1.000 DQ Nicholas (14-of-14)
at Abilene Christian, 12/5/19
- 1.000 Denzel Mahoney (12-of-12)
at UT Martin, 1/14/17
- 1.000 Sam Pearson (12-of-12)
at Tennessee State, 12/5/09
- 1.000 Roy Booker (12-of-12)
vs. Murray State, 1/28/06
- 1.000 Denzel Mahoney (11-of-11)
vs. Missouri Baptist, 11/10/17
- 1.000 Kahn Cotton (10-of-10)
at Eastern Illinois, 1/23/99
- 1.000 Denzel Mahoney (9-of-9)
at Kansas State, 12/16/17
- 1.000 Lucas Nutt (9-of-9)
at Jacksonville State, 12/19/10
- 1.000 Tim Scheer (9-of-9)
vs. Tennessee State, 1/7/02

Assists

SEMO Record

13 Two times, last by Kevin Roberts
vs. Morehead State, 2/6/03

NCAA Division I Era (Since 1997-98 Season)

1. 13 Kevin Roberts
vs. Morehead State, 2/6/03
2. 12 Lucas Nutt
vs. Eastern Illinois, 3/6/13
- 12 Lucas Nutt
vs. Williams Baptist, 12/12/09
4. 11 Tahj Eaddy
vs. UT Martin, 2/18/17
- 11 Lucas Nutt
vs. Kansas City, 1/29/14
- 11 Lucas Nutt
vs. Eastern Kentucky, 2/29/12
- 11 Roderick Pearson
at Eastern Kentucky, 1/2/07
- 11 Paul Paradoski
vs. Rockhurst, 11/23/04
- 11 Kevin Roberts
at Western Illinois, 1/21/03
- 11 Kevin Roberts
vs. Murray State, 1/18/03

Blocks

SEMO Record

10 William "Bud" Eley
vs. Morehead State, 1/4/99

NCAA Division I Era (Since 1997-98 Season)

1. 10 William "Bud" Eley
vs. Morehead State, 1/4/99
2. 8 Drew Demond
vs. Jackson State, 12/28/00
3. 7 Nino Johnson
vs. SIU Edwardsville, 2/7/13
- 7 Leon Powell
at UT Martin, 1/20/11
- 7 William "Bud" Eley
at Tennessee Tech, 1/9/99
6. 6 Reggie Golson
vs. Tennessee Tech, 1/20/05
7. 5 Tyler Stone
at Eastern Illinois, 2/8/14
- 5 Nino Johnson
at UT Martin, 2/16/13
- 5 Nino Johnson
vs. Central Arkansas, 12/8/12
- 5 Nino Johnson
vs. Louisiana Tech, 11/19/12
- 5 Calvin Williams
vs. Western Illinois, 12/21/08
- 5 Will Hogan
at Xavier, 11/10/07
- 5 Reggie Golson
vs. Lincoln, 1/1/05
- 5 Reggie Golson
at Tennessee State, 1/13/05
- 5 Drew Demond
at Vanderbilt, 12/5/01
- 5 Drew Demond
at Morehead State, 1/27/01
- 5 Drew Demond
at Eastern Illinois, 1/20/01
- 5 Brian Bunche
at Austin Peay, 2/5/00
- 5 Drew Demond
vs. Oakland City, 12/4/09

Steals

1. 6 Nygal Russell
vs. SIU Edwardsville, 1/28/21
- 6 Jamaal Calvin
vs. Hannibal-LaGrange, 11/13/16
- 6 David Johnson
vs. UT Martin, 12/2/06
- 6 Kevin Roberts
at Tennessee Tech, 2/27/03
- 6 Derek Winans
vs. Tennessee Tech, 2/1/03
- 6 Kevin Roberts
vs. Murray State, 1/18/03
- 6 Derek Winans
at Tennessee Tech, 2/2/02
8. 5 Several Tied

2021-22 Mark in **Bold**



2022-23 SOUTHEAST MISSOURI BASKETBALL

OPPONENT INDIVIDUAL SINGLE-GAME RANKINGS

Points

NCAA Division I Era (Since 1997-98 Season)

1. 43 Derek Wright
vs. Austin Peay, 1/29/08
2. 39 Robert Crawford
vs. Central Arkansas, 12/8/12
- 39 Henry Domercant
vs. Eastern Illinois, 2/19/02
4. 38 Lester Hudson
vs. UT Martin, 1/12/09
- 38 Henry Domercant
at Eastern Illinois, 1/5/02
6. 37 Patrick Miller
vs. Tennessee State, 1/11/14
- 37 Trenton Marshall
vs. Jacksonville State, 1/4/10
- 37 Nick Stapleton
at Austin Peay, 2/23/02
9. 36 Jonathan Stark
at Murray State, 1/4/18
10. 35 Henry Domercant
at Eastern Illinois, 2/4/03
- 35 Henry Domercant
vs. Eastern Illinois, 1/4/03

Rebounds

NCAA Division I Era (Since 1997-98 Season)

1. 21 Kedar Edwards
at UT Martin, 2/11/16
2. 19 Jabari McGhee
at Austin Peay, 2/21/19
- 18 Muusa Dama
at Eastern Illinois, 2/11/17
- 18 Chris Horton
at Austin Peay, 1/31/15
- 18 Jarvis Williams
at Murray State, 1/2/14
- 18 Kenneth Faried
at Morehead State, 2/14/09
- 18 Daniel Northern
vs. Tennessee Tech, 1/31/09
- 18 Rolan Roberts
at Southern Illinois, 12/22/01
9. 17 Terry Taylor
vs. Austin Peay, 2/16/21
- 17 Ed Daniel
vs. Murray State, 1/5/13
- 17 Ryan Demichael
at UT Martin, 1/15/98

Field Goals Made

NCAA Division I Era (Since 1997-98 Season)

1. 14 Jalen Fletcher
vs. Harris-Stowe, 12/27/15
- 14 Will Triggs
vs. Austin Peay, 1/3/13
- 14 Darcie Warner
at Austin Peay, 2/28/09
- 14 Lester Hudson
vs. UT Martin, 1/12/09
- 14 Henry Domercant
vs. Eastern Illinois, 1/4/03
- 14 Nick Stapleton
at Austin Peay, 2/23/02

- 14 Henry Jordan
at Mississippi Valley State, 11/29/00
8. 13 Josiah Wallace
vs. Eastern Illinois, 2/27/20
- 13 Trenton Marshall
vs. Jacksonville State, 1/4/10
- 13 Willie Jenkins
vs. Tennessee Tech, 1/20/05
- 13 Ricky Minard
vs. Morehead State, 2/21/04
- 13 Ricky Minard
vs. Morehead State, 2/6/03

Field Goals Attempted

NCAA Division I Era (Since 1997-98 Season)

1. 27 Lester Hudson
vs. UT Martin, 1/12/09
2. 26 Derek Wright
vs. Austin Peay, 1/29/08
3. 24 Josiah Wallace
vs. Eastern Illinois, 2/27/20
- 24 Tyresse Williford
vs. SIU Edwardsville, 1/24/19
- 24 Travis Betran
vs. Austin Peay, 1/3/13
- 24 Mike Rose
at Eastern Kentucky, 2/9/08
- 24 Rick Kaye
at Eastern Illinois, 2/21/98
8. 23 Justin Patton
vs. Grambling State, 11/22/10
- 23 Trenton Marshall
vs. Jacksonville State, 1/4/10
- 23 Darcie Warner
at Austin Peay, 2/28/09
- 23 Willie Jenkins
vs. Tennessee Tech, 1/20/05
- 23 Henry Domercant
vs. Eastern Illinois, 2/19/02
- 23 Ricky Minard
at Murray State, 1/19/02
- 23 Nick Stapleton
at Austin Peay, 2/5/00

Field Goal Percentage

(Minimum 8 made)

NCAA Division I Era (Since 1997-98 Season)

1. 1.000 Maverick Morgan (8-of-8)
at Illinois, 11/11/16
2. .909 David Moss (10-of-11)
vs. Indiana State, 11/29/02
3. .900 Xavier Sneed (9-of-10)
at Kansas State, 12/16/17
- .900 Josh Lewis (9-of-10)
at Austin Peay, 1/25/03
- .900 Brandon Brown (9-of-10)
at Tulane, 12/1/02
6. .889 Blake Jenkins (8-of-9)
vs. Belmont, 1/9/14
7. .857 Ian Clark (12-of-14)
at Belmont, 1/10/13
- .857 Jesse Mackinson (12-of-14)
vs. Eastern Illinois, 2/10/04
9. .833 Cameron Williams (10-of-12)
at SIU Edwardsville, 1/3/19

- .833 Arii Meuel (10-of-12)
vs. Hannibal-LaGrange, 11/23/11

3-Point Field Goals Made

NCAA Division I Era (Since 1997-98 Season)

1. 8 Tyler Hall
vs. Montana State, 11/22/17
- 8 Cole Murray
vs. Northern Kentucky, 12/10/16
- 8 J.J. Wesley
at Jacksonville State, 12/20/07
4. 7 Aaron Nesmith
at Vanderbilt, 11/6/19
- 7 Nick Hopkins
vs. Belmont, 12/28/17
- 7 Tre Harris
vs. SIU Edwardsville, 1/19/17
- 7 Jeffery Moss
vs. Murray State, 2/4/16
- 7 Josh Robinson
vs. Austin Peay, 1/30/16
- 7 Aleksa Jugovic
at Tennessee Tech, 1/16/16
- 7 Craig Bradshaw
vs. Belmont, 12/31/15
- 7 Robert Crawford
vs. Central Arkansas, 12/8/12
- 7 Arii Meuel
vs. Hannibal-LaGrange, 11/23/11
- 7 Jeremy Crouch
at Bradley, 12/1/07
- 7 Ben Rushing
vs. Eastern Kentucky, 2/19/04

3-Point Field Goals Attempted

NCAA Division I Era (Since 1997-98 Season)

1. 16 Rodrick Sikes
at South Alabama, 11/19/18
2. 15 Tyler Hall
vs. Montana State, 11/22/17
- 15 Tre Harris
vs. SIU Edwardsville, 1/19/17
- 15 Matt Sherman
vs. Central Methodist, 12/30/07
- 15 J.J. Wesley
at Jacksonville State, 12/20/07
6. 14 David McFarland
at SIU Edwardsville, 1/18/18
- 14 Alex Anderson
vs. UT Martin, 1/24/16
- 14 Taylor Barnette
vs. Belmont, 12/31/15
- 14 Marland Smith
vs. Tennessee State, 2/25/10
- 14 Ben Rushing
vs. Eastern Kentucky, 2/19/04

3-Point Field Goal Percentage

(Minimum 7 made)

NCAA Division I Era (Since 1997-98 Season)

1. 1.000 Arii Meuel (7-of-7)
vs. Hannibal-LaGrange, 11/23/11
2. .778 Robert Crawford (7-of-9)
vs. Central Arkansas, 12/8/12

2022-23 SOUTHEAST MISSOURI BASKETBALL

OPPONENT INDIVIDUAL SINGLE-GAME RANKINGS



		Jeremy Crouch (7-of-9) at Bradley, 12/1/07
4.	.727	Cole Murray (8-of-11) vs. Northern Kentucky, 10/10/16
5.	.636	Aaron Nesmith (7-of-11) at Vanderbilt, 11/6/19
	.636	Nick Hopkins (7-of-11) vs. Belmont, 12/28/17
	.636	Jeffery Moss (7-of-11) vs. Murray State, 2/4/16
	.636	Aleksa Jugovic (7-of-11) at Tennessee Tech, 1/16/16
9.	.583	Josh Robinson (7-of-12) vs. Austin Peay, 1/30/16

Free Throws Made

NCAA Division I Era (Since 1997-98 Season)

1.	18	Leon Buchanan at Morehead State, 2/14/09
	18	Bruce Price at Tennessee State, 1/13/05
3.	16	Carlos Medlock at Eastern Michigan, 2/23/08
	16	Derek White vs. Austin Peay, 1/29/08
5.	15	Shawn Fields vs. Eastern Kentucky, 2/8/03
	15	Kevin McClain at Belmont, 1/31/19
7.	14	Tevin Brown vs. Murray State, 1/18/20
	14	Jonathan Stark at Murray State, 1/4/18
	14	Tyler Holloway at Murray State, 1/8/07
10.	13	D. Lautier-Ogunleye at Bradley, 11/10/18
	13	Corey Walden at Eastern Kentucky, 2/1/14
	13	Robert Covington vs. Tennessee State, 2/25/10

Free Throws Attempted

NCAA Division I Era (Since 1997-98 Season)

1.	20	Derek Wright vs. Austin Peay, 11/29/08
	20	Bruce Price at Tennessee State, 1/13/05
3.	19	Tevin Brown vs. Murray State, 1/18/20
	19	Leon Buchanan at Morehead State, 2/14/09
	19	Robert Pressey vs. Coppin State, 11/23/07
6.	17	Shawn Fields vs. Eastern Kentucky, 2/8/03
7.	16	Gaige Prim at Missouri State, 11/9/21
	16	Kevin McClain at Belmont, 1/31/19
	16	Wes Channels at Austin Peay, 12/3/09
10.	15	D. Lautier-Ogunleye at Bradley, 11/10/18
	15	Corey Walden at Eastern Kentucky, 2/1/14

15	Kenneth Faried at Morehead State, 2/12/11
15	Tyler Holloway at Murray State, 1/8/07

Free Throw Percentage

(Minimum 9 made)

NCAA Division I Era (Since 1997-98 Season)

1.	1.000	Jonathan Stark (14-of-14) at Murray State, 1/4/18
	1.000	Robert Covington (13-of-13) vs. Tennessee State, 2/25/10
	1.000	LaVell Boyd (12-of-12) at Kansas City, 11/28/16
	1.000	C.J. Carr (10-of-10) vs. SIU Edwardsville, 1/29/15
	1.000	Corey Walden (10-of-10) vs. Eastern Kentucky, 1/10/15
	1.000	Robert Nuyakundi (10-of-10) at SMU, 12/29/10
	1.000	Wil Peters (10-of-10) vs. Tennessee State, 12/4/10
	1.000	Henry Domercant (10-of-10) at Eastern Illinois, 1/5/02
	1.000	Drew Lutz (9-of-9) at Incarnate Word, 11/26/21
	1.000	Nick Muszynski (9-of-9) at Belmont, 1/31/19
	1.000	Alex Austin (9-of-9) vs. Eastern Illinois, 3/6/13

Assists

NCAA Division I Era (Since 1997-98 Season)

1.	14	Ja Morant vs. Murray State, 1/12/19
2.	13	DeAndre Bray at Jacksonville State, 12/20/07
	13	Jared Newsom at UT Martin, 2/3/05
4.	12	Ja Morant at Murray State, 2/23/19
	12	Torrance Rowe at Tennessee Tech, 1/16/16
	12	Zac Swansey vs. Tennessee Tech, 3/1/12
	12	Dylan Garrity at Sacramento State, 12/22/11
	12	Zac Swansey at Tennessee Tech, 12/21/10
	12	Roshaun Bowens at Tennessee State, 1/13/05
	12	Tyler George at UT Martin, 2/28/04

Blocks

NCAA Division I Era (Since 1997-98 Season)

1.	8	Michael Chandler at SIU Edwardsville, 1/28/16
2.	7	Eric Stutz vs. Eastern Kentucky, 2/2/13
	7	John Fraley vs. Austin Peay, 3/3/11
	7	Tony Easley at Murray State, 2/16/10

	7	Steven Hill at Arkansas, 11/10/06
6.	6	Tony Easley vs. Murray State, 1/23/10
	6	Darnell Dials vs. Eastern Kentucky, 3/4/05
	6	Josh Lewis at Austin Peay, 1/25/03
	6	Rolan Roberts at Southern Illinois, 12/22/01
	6	Henry Jordan at Mississippi Valley State, 11/29/00
	6	Stromile Swift vs. LSU, 3/16/00
	6	Lee Nosse at Middle Tennessee, 1/10/00

Steals

NCAA Division I Era (Since 1997-98 Season)

1.	7	Derek Wright vs. Austin Peay, 1/29/08
	7	Reiley Ervin at Tennessee State, 1/17/08
	7	James Denson at Jacksonville State, 1/29/04
	7	Marquis Sykes vs. Morehead State, 2/24/01
5.	6	Brent Arrington at Morehead State, 1/7/16
	6	Mike Dinunno vs. Northern Illinois, 2/21/09
	6	Matt Diouhy vs. Montana, 12/9/04
	6	Ricky Minard at Morehead State, 2/7/02
	6	Andrae Betts at UT Martin, 2/13/99
	6	Jeremy Webb at Morehead State, 1/30/99
	6	Joe Crumby vs. UT Martin, 2/12/98
	6	Wes Goldsmith vs. Central Methodist, 11/21/97



2022-23 SOUTHEAST MISSOURI BASKETBALL

ANNUAL LEADERS

Points

Year	Player	G	Pts	Avg
1970-71	Jim Anderson	22	509	23.1
1971-72	Fred Johnson	24	403	16.7
1972-73	Larry Lawrence	23	342	14.9
1973-74	Larry Lawrence	24	410	17.1
1974-75	Steve Valli	26	402	15.4
1975-76	Dave Shipley	26	212	8.2
1976-77	Joe Cagle	26	429	16.5
1977-78	Steve Tappmeyer	26	424	16.5
1978-79	Desi Barmore	28	431	15.4
	Marcus Harvey			
1979-80	Otto Porter	20	539	27.0
1980-81	Otto Porter	27	677	25.1
1981-82	Terry Mead	30	503	16.8
1982-83	Terry Mead	30	453	15.1
1983-84	Jewell Crawford	27	606	22.4
1984-85	Ronny Rankin	30	621	20.6
1985-86	Ronny Rankin	32	656	20.5
1986-87	Derick Turner	31	545	17.6
1987-88	Ray Pugh	31	545	17.9
1988-89	Ray Pugh	27	482	17.9
1989-90	Earnest Taylor	27	491	18.1
1990-91	Danny Dohogne	28	487	17.4
1991-92	Curtis Shelton	28	410	15.2
1992-93	Devon Lake	28	332	11.9
1993-94	Curtis Shelton	27	410	15.2
1994-95	Jermall Morgan	27	436	17.2
1995-96	William "Bud" Eley	27	465	17.2
1996-97	William "Bud" Eley	30	536	17.9
1997-99	Cory Johnson	27	391	14.5
1998-99	William "Bud" Eley	29	445	15.3
1999-00	Roderick Johnson	31	437	14.1
2000-01	Michael Stokes	30	449	15.0
2001-02	Derek Winans	27	402	14.9
2002-03	Derek Winans	30	459	15.3
2003-04	Derek Winans	27	392	14.5
2004-05	Dainmon Gonner	27	446	16.5
2005-06	Roy Booker	27	594	22.0
2006-07	Brandon Foust	31	374	12.1
2007-08	Jaycen Herring	29	381	13.1
2008-09	Kenard Moore	30	570	19.0
2009-10	Marland Smith	30	325	10.8
2010-11	Leon Powell	32	452	14.1
2011-12	Tyler Stone	31	456	14.7
2012-13	Tyler Stone	33	512	15.5
2013-14	Tyler Stone	30	578	19.3
2014-15	Jarekious Bradley	26	421	16.2
2015-16	Antoni Cleveland	26	394	15.2
2016-17	Antoni Cleveland	33	549	16.6
2017-18	Denzel Mahoney	31	598	19.3
2018-19	Ledarius Brewer	29	362	12.5
2019-20	Alex Caldwell	31	363	11.7
2020-21	Chris Harris	26	321	12.3
2021-22	Eric Reed, Jr.	30	482	16.1

Rebounds

Year	Player	G	Reb	Avg
1970-71	Andrew Reid	23	239	10.3
1971-72	Andrew Reid	24	269	11.2
1972-73	Larry Lawrence	23	213	9.1
1973-74	Arvin Haynes	24	202	8.4
1974-75	Steve Valli	25	183	7.1
1975-76	Russ Mothershead	26	112	4.3
1976-77	John Sanchez	26	200	7.7
1977-78	John Sanchez	26	265	10.2
1978-79	Desi Barmore	28	203	7.3
1979-80	Anthony Thomas	26	245	9.4
1980-81	Otto Porter	27	240	8.9
1981-82	Anthony Thomas	26	245	9.4
1982-83	Donnie McClinton	31	245	6.9
1983-84	Jewell Crawford	27	204	7.5
1984-85	Riley Ellis	32	275	8.6
1985-86	Riley Ellis	33	293	8.9
1986-87	Derick Turner	31	282	9.1
1987-88	Ray Pugh	31	207	6.7
1988-89	Malcomn Henry	32	213	6.7
1989-90	Thomas Thames	31	277	8.9
1990-91	Thomas Thames	20	201	10.1
1991-92	James Barnes	28	187	6.7
1992-93	Eelco Derks	27	143	5.3
1993-94	Jermall Morgan	27	151	5.6
1994-95	Jermall Morgan	27	188	7.0
1995-96	William "Bud" Eley	27	260	9.6
1996-97	William "Bud" Eley	20	310	10.3
1997-98	Calvert White	27	160	5.9
1998-99	William "Bud" Eley	29	310	10.7
1999-00	Roderick Johnson	31	266	8.6
2000-01	Emanuel McCuthison	30	149	5.0
2000-02	Tim Scheer	28	138	4.9
2002-03	Brandon Griffin	30	314	10.5
2003-04	Brandon Griffin	23	170	7.4
2004-05	Reggie Golson	29	211	7.3
2005-06	Waylon Francis	27	155	5.7
2006-07	Brandon Foust	31	174	5.6
2007-08	Calvin Williams	31	169	5.5
2008-09	LaMont Russell	30	183	6.1
2009-10	LaMont Russell	30	204	6.8
2010-11	Leon Powell	32	247	7.7
2011-12	Tyler Stone	31	227	7.3
2012-13	Nino Johnson	33	289	8.8
2013-14	Tyler Stone	30	284	9.5
2014-15	Nino Johnson	30	211	7.0
2015-16	Joel Angus III	29	172	5.9
2016-17	Trey Kellum	28	178	6.4
2017-18	Denzel Mahoney	31	158	5.1
2018-19	Gabe McGlothlan	31	192	6.2
2019-20	Sage Tolbert	31	216	7.0
2020-21	Nana Akenten	27	156	5.8
2021-22	Nygal Russell	31	201	6.5

Assists

Year	Player	A
1972-73	Leonard Bishop	88
1973-74	Kevin Arand	83
1974-75	Joe Cagle	87
1975-76	Joe Cagle	127
1976-77	Joe Cagle	123
1977-78	Dave Shipley	112
1978-79	Dave Shipley	134
1979-80	John Sanchez	125
1980-81	Otto Porter	76
1981-82	Anthony Venson	101
1982-83	Lew Brookins	126
1983-84	Michael Poole	76
1984-85	Anthony Hall	120
1985-86	Michael Morris	136
1986-87	Michael Morris	139
1987-88	Dwayne Rutherford	143
1988-89	Dwayne Rutherford	200
1989-90	Dwayne Rutherford	121
1990-91	Johnnie Coleman	90
1991-92	Curtis Shelton	63
1992-93	Tony Wofford	83
1993-94	Jerry Freshwater	106
1994-95	Jerry Freshwater	153
1995-96	Allen Hatchett	85
1996-97	Allen Hatchett	89
1997-98	Kahn Cotton	104
1998-99	Kahn Cotton	83
1999-00	Michael Stokes	128
2000-01	Michael Stokes	144
2001-02	Derek Winans	80
2002-03	Kevin Roberts	179
2003-04	Mike Nelke/Brandon Griffin	75
2004-05	Paul Paradoski	81
2005-06	Paul Paradoski	119
2006-07	Roderick Pearson	68
2007-08	Roderick Pearson	82
2008-09	Jaycen Herring	77
2009-10	Sam Pearson	94
2010-11	Lucas Nutt	112
2011-12	Marcus Brister	103
2012-13	Lucas Nutt	178
2013-14	Lucas Nutt	191
2014-15	J.J. Thompson	78
2015-16	Isiah Jones	86
2016-17	Jaylen Benton	77
2017-18	Jonathan Dalton	168
2018-19	Jonathan Dalton	106
2019-20	Alex Caldwell	95
2020-21	Chris Harris	88
2021-22	Phillip Russell	95

2022-23 SOUTHEAST MISSOURI BASKETBALL

25+ POINT, 15+ REBOUND, 100-POINT GAMES



25+ Point Games NCAA Division I Era (Since 1991-92)

Player	Points	Opponent	Date	Player	Points	Opponent	Date
Tyler Stone	37	at SIU Edwardsville	Feb. 6, 2014	Jarekious Bradley	28	at Morehead State	Jan. 16, 2014
Dainmon Gonner	37	at Tennessee State	Jan. 13, 2005	Jarekious Bradley	28	vs. Illinois-Chicago	Dec. 14, 2013
Denzel Mahoney	36	at SIU Edwardsville	Jan. 18, 2018	Tyler Stone	28	at UMKC	Dec. 22, 2012
Leon Powell	36	vs. UT Martin	Jan. 3, 2011	Leon Powell	28	at Eastern Illinois	Feb. 5, 2011
Kenard Moore	36	vs. Northern Illinois	Feb. 21, 2009	Marland Smith	28	at Miami (Ohio)	Feb. 20, 2010
Dainmon Gonner	36	at Bradley	Nov. 19, 2004	Kenard Moore	28	at UT Martin	Jan. 22, 2009
Eric Reed, Jr.	35	at Tennessee Tech	Feb. 17, 2022	Kenard Moore	28	vs. Austin Peay	Jan. 29, 2008
Phillip Russell	35	at SIU Edwardsville	Feb. 7, 2022	Reggie Golson	28	at Eastern Kentucky	Feb. 17, 2005
Mark Johnson	35	vs. UW-Milwaukee	Mar. 2, 1995	Derek Winans	28	vs. Eastern Kentucky	Feb. 19, 2004
Eric Reed, Jr.	34	vs. Austin Peay	Jan. 1, 2022	Derek Winans	28	vs. UT Martin	Feb. 5, 2004
Ledarrus Brewer	34	vs. Eastern Illinois	Feb. 15, 2018	Curtis Shelton	28	vs. Troy	Dec. 3, 1993
Denzel Mahoney	34	vs. Tennessee State	Mar. 1, 2017	Curtis Shelton	28	at Morehead State	Feb. 17, 1992
Devon Lake	34	at Austin Peay	Nov. 11, 1993	Eric Reed, Jr.	27	at Eastern Illinois	Feb. 25, 2021
Roy Booker	33	vs. Austin Peay	Jan. 14, 2006	Gabe McGlothlin	27	vs. Tennessee Tech	Feb. 7, 2019
Brett Hale	33	at Tennessee State	Mar. 1, 2003	Denzel Mahoney	27	at UT Martin	Feb. 10, 2018
Derek Winans	33	at Western Illinois	Jan. 21, 2003	Denzel Mahoney	27	vs. Hannibal-LaGrange	Nov. 28, 2017
Curtis Shelton	33	vs. Tennessee Tech	Jan. 15, 1994	Denzel Mahoney	27	vs. Montana State	Nov. 22, 2017
Devon Lake	33	at Murray State	Feb. 6, 1993	Tyler Stone	27	vs. Eastern Illinois	Mar. 5, 2014
Jarekious Bradley	32	at Eastern Kentucky	Feb. 1, 2014	Tyler Stone	27	vs. Tennessee State	Jan. 11, 2014
Tyler Stone	32	vs. Central Arkansas	Dec. 8, 2012	Jarekious Bradley	27	vs. Belmont	Jan. 9, 2014
Tim Scheer	32	vs. Tennessee State	Jan. 30, 2003	Jarekious Bradley	27	vs. IUPUI	Dec. 23, 2013
Derek Winans	32	vs. Eastern Illinois	Feb. 19, 2002	Corey Wilford	27	vs. Eastern Kentucky	Feb. 2, 2013
Jaycen Herring	31	at Austin Peay	Feb. 28, 2009	Marland Smith	27	at SIU Edwardsville	Feb. 7, 2011
Kenard Moore	31	vs. Morehead State	Jan. 15, 2009	Marland Smith	27	vs. Tennessee Tech	Jan. 29, 2011
Kenard Moore	31	at Kansas State	Nov. 16, 2008	Marland Smith	27	at Murray State	Jan. 22, 2011
Bud Eley	31	at Austin Peay	Jan. 4, 1997	Kenard Moore	27	at Morehead State	Feb. 14, 2009
Jermall Morgan	31	vs. Maine	Dec. 3, 1994	Roy Booker	27	at Tennessee State	Jan. 19, 2006
Curtis Shelton	31	at Prairie View A&M	Dec. 11, 1993	Roy Booker	27	vs. Tennessee State	Dec. 8, 2005
Devon Lake	31	at UT Martin	Jan. 27, 1993	Dainmon Gonner	27	at UT Martin	Feb. 3, 2005
Devon Lake	31	vs. Murray State	Jan. 16, 1993	Brett Hale	27	vs. Rockhurst	Nov. 23, 2004
Denzel Mahoney	30	vs. Murray State	Feb. 1, 2018	Brett Hale	27	at Eastern Kentucky	Jan. 9, 2003
Jarekious Bradley	30	at Austin Peay	Jan. 4, 2014	Michael Stokes	27	vs. Tennessee State	Feb. 3, 2001
Marland Smith	30	at SIU Edwardsville	Feb. 11, 2012	Bud Eley	27	at Murray State	Feb. 1, 1996
Tyler Stone	30	at Central Arkansas	Dec. 5, 2011	Bud Eley	27	at Morehead State	Jan. 8, 1996
Marland Smith	30	vs. Tennessee State	Feb. 25, 2010	Devon Lake	27	vs. Eastern Kentucky	Jan. 25, 1993
Roy Booker	30	at Tennessee Tech	Jan. 21, 2006	Devon Lake	27	at Morehead State	Feb. 13, 1993
Reggie Golson	30	vs. Rockhurst	Nov. 23, 2004	Curtis Shelton	27	at Middle Tennessee	Feb. 27, 1993
Alex Caldwell	29	at Morehead State	Jan. 30, 2020	Devon Lake	27	at Middle Tennessee	Feb. 27, 1993
Jarekious Bradley	29	at Tennessee State	Jan. 3, 2015	Devon Lake	27	at UW-Milwaukee	Feb. 26, 1992
Marland Smith	29	vs. Eastern Illinois	Feb. 9, 2013	Eric Reed, Jr.	26	vs. Webster University	Dec. 4, 2021
Marland Smith	29	at UT Martin	Jan. 20, 2011	Daniel Simmons	26	at Eastern Illinois	Jan. 20, 2018
Jaycen Herring	29	vs. Austin Peay	Jan. 29, 2008	Antonius Cleveland	26	vs. Chicago State	Dec. 22, 2016
Derek Winans	29	at Eastern Illinois	Jan. 13, 2004	Jarekious Bradley	26	at Missouri State	Dec. 29, 2013
Brett Hale	29	at Eastern Illinois	Feb. 4, 2003	Jarekious Bradley	26	at Ball State	Nov. 18, 2013
Derek Winans	29	vs. Arkansas-Little Rock	Nov. 27, 2001	Corey Wilford	26	at Austin Peay	Feb. 28, 2013
Emmanuel McCuthison	29	vs. Southern Illinois	Dec. 5, 2000	Leon Powell	26	at Florida Gulf Coast	Nov. 16, 2010
Devon Lake	29	at Alcorn State	Dec. 4, 1992	Jaycen Herring	26	at Eastern Kentucky	Feb. 12, 2009
Eric Reed, Jr.	28	at Morehead State	Feb. 19, 2022	Roy Booker	26	vs. Murray State	Jan. 28, 2006
Isaiah Gable	28	vs. UT Martin	Jan. 5, 2019	Roy Booker	26	at Eastern Illinois	Jan. 5, 2006
Antonius Cleveland	28	at DePaul	Dec. 19, 2016	Roy Booker	26	at Illinois	Dec. 28, 2005
Jarekious Bradley	28	vs. Austin Peay	Feb. 28, 2015	Michael Stokes	26	at Morehead State	Jan. 27, 2001
Tyler Stone	28	vs. Jacksonville State	Feb. 20, 2014	Roderick Johnson	26	at Eastern Illinois	Feb. 19, 2000
				Bud Eley	26	vs. Central Methodist	Nov. 21, 1997
				Jermall Mogan	26	at Eastern Kentucky	Feb. 6, 1995



2022-23 SOUTHEAST MISSOURI BASKETBALL

25+ POINT, 15+ REBOUND, 100-POINT GAMES

Jermall Morgan	26	at UW-Milwaukee	Dec. 10, 1994	Bud Eley	16	at Austin Peay	Jan. 4, 1997
Curtis Shelton	26	at Southern Illinois	Dec. 16, 1993	Bud Eley	16	at Southern Illinois	Dec. 14, 1995
Curtis Shelton	26	vs. Oakland City	Jan. 5, 1993	Luther Bonds	16	vs. Alcorn State	Dec. 4, 1992
Skyler Hogan	25	at Mississippi Valley State	Dec. 4, 2018	Nygal Russell	15	vs. Evansville	Dec. 8, 2021
Denzel Mahoney	25	vs. Eastern Kentucky	Jan. 13, 2018	Trey Kellum	15	vs. UT Martin	Jan. 24, 2016
Denzel Mahoney	25	at Louisiana Tech	Nov. 13, 2017	Tyler Stone	15	vs. IUPUI	Dec. 23, 2013
Antonius Cleveland	25	vs. Ole Miss	Dec. 12, 2015	Tyler Stone	15	vs. Tennessee Tech	Jan. 19, 2013
Nino Johnson	25	vs. Murray State	Feb. 14, 2015	Leon Powell	15	at Jacksonville State	Dec. 19, 2010
Tyler Stone	25	vs. Lyon College	Nov. 12, 2012	Nate Schulte	15	vs. Hannibal-LaGrange	Dec. 11, 2010
Kenard Moore	25	vs. Murray State	Feb. 17, 2009	Brandon Griffin	15	at Eastern Kentucky	Jan. 9, 2003
Jaycen Herring	25	at Morehead State	Feb. 14, 2009	Roderick Johnson	15	vs. Robert Morris	Dec. 11, 1999
Jaycen Herring	25	vs. Eastern Kentucky	Jan. 17, 2009	Bud Eley	15	at Middle Tennessee	Feb. 25, 1997
Calvin Williams	25	vs. Western Illinois	Dec. 21, 2008	Bud Eley	15	vs. Morehead State	Feb. 3, 1996
Brandon Foust	25	at Eastern Illinois	Jan. 5, 2008				
Roy Booker	25	vs. IPFW	Nov. 21, 2005				
Terrick Willoughby	25	vs. Jacksonville State	Jan. 27, 2005				
Reggie Golson	25	vs. Morehead State	Feb. 21, 2004				
Tim Scheer	25	vs. Eastern Kentucky	Feb. 8, 2003				
Damarcus Hince	25	at UMKC	Dec. 14, 2002				
Derek Winans	25	vs. Wisconsin-Milwaukee	Nov. 28, 2002				
Derek Winans	25	vs. Tennessee State	Jan. 7, 2002				
Amory Sanders	25	vs. Robert Morris	Nov. 25, 2000				
Roderick Johnson	25	at Eastern Kentucky	Feb. 26, 2000				
Jermall Morgan	25	at Middle Tennessee	Jan. 16, 1995				
Devon Lake	25	at Central Michigan	Dec. 12, 1992				
Curtis Shelton	25	at Austin Peay	Feb. 1, 1992				
Curtis Shelton	25	at Arkansas-Little Rock	Dec. 30, 1991				

Southeast Missouri's 100-Point Games (Since 1960-61)

12-28-60	Arkansas State	100-78	W
1962-63	Missouri S&T	102-88	W
1962-63	McKendree	104-70	W
1963-64	Concordia Seminary	104-71	W
1963-64	UT Martin	110-80	W
1963-64	Missouri S&T	105-62	W
1963-64	Northwest Missouri	102-71	W
1963-64	Delta State	107-72	W
1963-64	Ft. Leonard Wood	135-80	W
1964-65	Harris Teachers College	122-76	W
1965-66	McKendree	114-81	W
1965-66	New Mexico Highlands	111-96	W
1965-66	Harris Teachers College	114-91	W
1965-66	Eastern Illinois	115-78	W
1965-66	UT Martin	113-86	W
1966-67	McKendree	135-76	W
1968-69	Arkansas State	102-111	L
1968-69	Concordia Seminary	101-70	W
1968-69	Illinois State	114-102	W
1969-70	Missouri S&T	101-82	W
1970-71	Illinois State	111-115	L
1970-71	Western Illinois	103-90	W
1970-71	Lincoln University	113-92	W
1970-71	Union University	109-83	W
1971-72	Northwest Missouri	105-87	W
1971-72	Union University	108-93	W
1971-72	Central Missouri	109-88	W
1972-73	Central Missouri	106-78	W
1975-76	Northwest Missouri	101-104	L
1976-77	New Haven	100-79	W
1977-78	Northwest Missouri	109-82	W
1977-78	Northwest Missouri	110-81	W
1977-78	Kentuck Wesleyan	119-101	W
1978-79	McKendree	114-80	W
1978-79	Central Missouri	109-102	W
1978-79	Illinois College	106-70	W
1979-80	Missouri S&T	100-93	W
1983-84	Harris-Stowe	110-56	W
1984-85	Maryville	104-59	W

15+ Rebound Games NCAA Division I Era (Since 1991-92)

Player	Rebounds	Opponent	Date
Bud Eley	21	at Missouri State	Dec. 22, 1998
Bud Eley	20	at Murray State	Jan. 23, 1997
Leon Powell	19	at Central Arkansas	Dec. 5, 2011
Michael Rembert	19	at Eastern Kentucky	Feb. 9, 2008
Bud Eley	19	vs. McKendree	Dec. 5, 1996
Leon Powell	18	vs. Austin Peay	Jan. 26, 2012
Jermall Morgan	18	at Murray State	Feb. 2, 1994
Sage Tolbert	17	at Eastern Kentucky	Feb. 1, 2020
Tyler Stone	17	vs. Mid-Continent	Nov. 22, 2013
Tyler Stone	17	vs. Southeastern Louisiana	Dec. 3, 2011
LaMont Russell	17	at Kansas State	Nov. 16, 2008
Roderick Johnson	17	vs. Middle Tennessee	Mar. 4, 2000
Roderick Johnson	17	at Middle Tennessee	Jan. 10, 2000
Bud Eley	17	at Oklahoma	Dec. 7, 1996
Bud Eley	17	vs. Troy	Dec. 1, 1995
Gabe McGlothlin	16	vs. Tennessee Tech	Feb. 7, 2019
Gabe McGlothlin	16	vs. SIU Edwardsville	Jan. 24, 2019
Tyler Stone	16	at UT Martin	Feb. 12, 2014
Tyler Stone	16	at Tennessee Tech	Jan. 18, 2014
Nino Johnson	16	vs. Central Arkansas	Dec. 8, 2012
Nino Johnson	16	at Southeastern Louisiana	Dec. 1, 2012
LaMont Russell	16	at Northern Illinois	Nov. 22, 2009
Bud Eley	16	at Eastern Kentucky	Feb. 16, 1999
Bud Eley	16	vs. UT Martin	Jan. 9, 1997

2022-23 SOUTHEAST MISSOURI BASKETBALL

25+ POINT, 15+ REBOUND, 100-POINT GAMES



1984-85	SIU Edwardsville	101-64	W
1984-85	Lindenwood	113-59	W
1984-85	Harris-Stowe	126-58	W
1984-85	Missouri-St. Louis	100-86	W
1985-86	Harris-Stowe	127-49	W
1985-86	Harris-Stowe	113-57	W
1985-86	Missouri Baptist	101-55	W
1985-86	Truman State	104-85	W
1986-87	St. Louis-Parks	127-38	W
1987-88	Christian Brothers	105-73	W
1987-88	Quincy	104-91	W
1987-88	Truman State	102-74	W
1987-88	Northwest Missouri	109-77	W
1987-88	Angelo State	111-75	W
1988-89	Central Methodist	112-66	W
1988-89	Concordia (Wis.)	121-79	W
1988-89	Missouri Baptist	118-84	W
1988-89	Union University	101-80	W
1988-89	Illinois College	105-77	W
1989-90	William Penn	111-67	W
1989-90	Union University	126-83	W
1989-90	Savannah State	104-51	W
1989-90	Union University	108-102	W
1989-90	Missouri Southern	111-75	W
1989-90	Truman State	106-93	W
1989-90	Quincy	103-65	W
1990-91	Missouri Baptist	120-99	W
1990-91	SIU Edwardsville	111-85	W
1990-91	Troy	117-111	W
1990-91	UT Martin	101-73	W
1990-91	Oral Roberts	109-107	W
1990-91	Oakland City	121-67	W
1992-93	Oakland City	108-69	W
1992-93	Morehead State	107-96	W
1993-94	Troy	119-113	W
1993-94	Prairie View A&M	100-63	W
1995-96	Troy	109-91	W
02-19-02	Eastern Illinois	102-87	W
01-13-05	Tennessee State	101-105 ^{20T}	L
12-06-07	Tennessee State	102-95	W
01-29-08	Austin Peay	121-116 ^{30T}	W
12-12-09	Williams Baptist College	116-60	W
12-11-10	Hannibal-LaGrange	101-52	W
02-28-13	Austin Peay	108-81	W
11-11-13	Central Baptist	118-56	W
11-22-13	Mid-Continent	109-64	W
11-30-13	Tulane	102-72	W
01-11-14	Tennessee State	102-94	W
03-01-14	Murray State	118-115 ^{20T}	W
11-12-18	Quincy	102-66	W
02-23-19	Murray State	67-103	L



2022-23 SOUTHEAST MISSOURI BASKETBALL

CAREER STATISTICS (NCAA DIVISION I ERA)

Player - Years	G-GS	Min	Avg	FG-FGA	Pct.	3FG-3FGA	Pct.	FT-FTA	Pct.	Off	Def	Tot	Avg	PF	EQ	A	TQ	Blk	Stl	Pts	Avg
Abraham, Fred - 1998-00	48-0	523	10.9	43-108	.398	8-25	.320	32-45	.711	7	44	51	1.1	37	0	54	58	2	20	126	2.6
Adeoye, Aaron - 2014-15	30-23	604	20.1	59-131	.450	3-13	.231	34-49	.694	39	85	124	4.1	83	5	25	43	18	17	155	5.2
Agnew, Darrious - 2019-21	40-5	433	10.8	74-161	.460	4-12	.333	44-75	.587	35	60	95	2.4	60	1	17	33	5	16	196	4.9
Akenten, Nana - 2020-22	56-27	1275	22.8	157-411	.382	93-273	.341	48-75	.640	53	230	283	5.1	129	3	43	67	28	52	455	8.1
Allison, Anthony - 2009-11	62-61	1882	30.4	239-615	.389	70-177	.395	135-191	.707	21	108	129	2.1	161	5	90	119	6	30	683	11.0
Anderson, Tony - 2015-16	29-3	427	14.7	49-120	.408	7-20	.350	41-55	.745	23	39	62	2.1	21	0	8	32	6	11	146	5.0
Angus III, Joel - 2015-17	30-29	825 2	7.5	112-224	.500	0-2	.000	83-115	.722	65	108	173	5.8	64	1	32	61	14	20	307	10.2
Banks, Rae-Vonn - 2009-11	40-0	382	9.6	34-65	.523	0-0	.000	16-32	.500	32	38	70	1.8	85	3	4	21	15	14	84	2.1
Barnes, James - 1990-92*	53-0	1001	18.9	193-413	.467	19-50	.380	53-79	.671	98	183	281	5.3	118	4	42	58	58	31	458	8.6
Bateman, Albert - 1991-92	1-0	1	1.0	0-0	.000	0-0	.000	0-0	.000	0	0	0	0.0	1	0	0	0	0	0	0	0.0
Beason, Alex - 1991-92	25-0	513	20.5	108-221	.489	0-0	.000	80-133	.602	71	50	121	4.8	78	1	14	45	32	15	296	11.8
Belcher, Ryan - 2004-05	28-0	408	14.6	44-82	.537	11-31	.355	20-27	.741	15	40	55	2.0	50	1	23	23	7	20	119	4.3
Benton, Jaylen - 2016-17	30-21	580	19.3	63-162	.389	22-81	.272	28-34	.824	13	49	62	2.1	73	1	77	41	5	30	176	5.9
Biles, Jeremy - 1998-99	9-7	214	23.8	18-51	.353	4-14	.286	7-11	.636	3	19	22	2.4	25	3	33	41	0	12	47	5.2
Bogan, Will - 2007-08	27-3	422	15.6	79-140	.564	1-2	.500	34-62	.548	48	53	101	3.7	83	0	12	34	23	15	193	7.1
Boggio, John - 2002-04	17-0	93	5.5	9-23	.391	3-6	.500	5-5	1.000	1	9	10	0.6	3	0	11	4	0	3	26	1.5
Bonds, Luther - 1992-94	54-47	1171	21.7	223-465	.480	22-78	.282	128-197	.650	122	140	262	4.9	198	13	40	136	27	50	596	11.0
Booker, Roy - 2005-06	27-27	964	35.7	178-504	.353	73-233	.313	165-200	.825	49	80	129	4.8	67	1	47	77	1	17	594	22.0
Bradley, Jarekious - 2013-15	58-43	1771	30.5	364-781	.466	121-342	.354	180-219	.822	91	254	345	5.9	158	8	87	107	48	64	1029	17.7
Branson, Dylan - 2020-pr.	59-27	992	16.8	56-131	.427	24-68	.353	34-46	.739	40	115	155	2.6	130	4	84	86	11	24	170	2.9
Branson, Mike - 1998-00	60-60	1713	28.6	235-541	.434	93-238	.391	113-151	.748	83	163	246	4.1	136	3	81	92	32	35	676	11.3
Brewer, Ledarius - 2017-19	60-50	1732	28.9	279-698	.400	119-355	.335	134-182	.736	34	220	254	4.2	134	6	97	140	26	63	811	13.5
Brister, Marcus - 2010-12	60-34	1527	25.5	146-320	.456	0-4	.000	86-195	.441	53	183	236	3.9	112	3	198	172	3	48	378	6.3
Brooks, Keith - 1991-94	59-8	918	15.6	130-350	.371	33-117	.282	39-61	.639	68	104	172	2.9	119	2	71	97	3	29	332	5.6
Brune, Bobby - 2001-02	1-0	1	1.0	0-0	.000	0-0	.000	0-0	.000	0	0	0	0.0	0	0	0	0	0	0	0	0.0
Bryant, Dante - 1996-97	22-5	226	10.3	18-63	.286	6-26	.231	8-10	.800	12	25	37	1.7	27	0	12	27	3	12	50	2.3
Bunche, Ryan - 1998-00	59-31	1174	19.9	83-193	.430	0-2	.000	52-97	.536	101	168	269	4.6	143	1	64	80	34	27	218	3.7
Burtin, Eric - 2005-06	16-6	376	23.5	34-87	.391	16-52	.308	8-13	.615	10	35	45	2.8	29	0	29	23	7	10	92	5.8
Butler, Cameron - 2009-11	47-39	1164	24.8	114-225	.507	0-1	.000	110-186	.591	90	174	264	5.6	154	9	25	95	35	27	338	7.2
Caldwell, Alex - 2018-20	55-34	1462	26.6	201-479	.420	75-211	.355	94-119	.790	29	85	114	2.1	121	3	135	100	17	51	571	10.4
Calvin, Jamaal - 2013-17	108-52	2235	20.7	185-519	.356	132-371	.356	94-114	.825	47	177	224	2.1	153	0	180	104	3	99	596	5.5
Carpenter, Justin - 2017-18	30-23	641	21.4	99-189	.524	6-22	.273	51-76	.671	58	83	141	4.7	80	0	21	35	13	13	255	8.5
Chambers, Chris - 1994-97	62-14	994	16.0	100-334	.299	54-184	.293	28-45	.622	21	65	86	1.4	64	0	96	94	2	26	282	4.5
Cleveland, Antonius - 2013-17	121-109	3490	28.8	585-1184	.494	62-215	.288	324-529	.612	170	402	572	4.7	315	11	242	225	76	159	1556	12.9
Cole, Shaun - 1996-97	12-0	59	4.9	5-30	.167	2-19	.105	5-8	.625	5	1	6	0.5	9	0	2	1	0	1	17	1.4
Coleman, Ledarius - 2014-16	16-0	234	14.6	22-67	.328	4-16	.250	20-25	.800	14	37	51	3.2	18	0	13	17	1	5	68	4.3
Cotton, Kahn - 1997-99	51-48	1537	30.1	170-476	.357	78-254	.307	110-146	.753	12	157	169	3.3	128	2	187	133	13	74	528	10.4
Crader, Adam - 2001-04	61-2	434	7.1	35-81	.432	0-0	.000	29-46	.630	30	47	77	1.3	72	1	10	38	11	4	99	1.6
Crain, Mike - 1992-94	49-2	701	14.3	122-304	.401	11-52	.212	65-101	.644	80	65	145	3.0	120	3	40	67	15	41	320	6.5
Crisp, Reginald - 1995-97	55-35	1231	22.4	124-262	.473	23-70	.329	46-62	.742	72	88	160	2.9	138	7	87	72	21	31	317	5.8
Cuffee, Khalil - 2018-20	20-0	97	4.9	25-49	.510	14-35	.400	9-15	.600	1	5	6	0.3	15	1	7	8	1	2	73	3.7
Dalton, Jonathan - 2016-19	92-60	2250	24.5	132-312	.423	46-122	.377	110-154	.714	33	135	168	1.8	150	1	315	156	1	75	420	4.6
Dames, Martin - 2008-09	1-0	3	3.0	1-1	1.000	0-0	.000	0-0	.000	0	0	0	0.0	1	0	0	0	0	0	2	2.0
Days, Jerome - 1994-96	53-39	1355	25.6	244-459	.532	14-47	.298	95-147	.646	131	188	319	6.0	152	9	34	87	34	38	597	11.3
Deason, Kendal - 2007-08	7-0	366	5.1	6-11	.545	0-4	.000	2-2	1.000	1	4	5	0.7	2	0	4	3	0	2	14	2.0
Delph, Xavier - 2006-07	5-0	5	1.0	0-0	.000	0-0	.000	0-0	.000	0	1	1	0.2	0	0	1	1	0	0	0	0.0
Demond, Drew - 1999-02	76-38	1527	20.1	132-230	.574	2-4	.500	175-233	.751	96	201	297	3.9	131	3	64	85	112	23	441	5.8
Derks, Eelco - 1990-93*	81-24	1428	17.6	142-302	.470	0-1	.000	115-174	.661	99	173	272	3.4	188	6	72	117	16	49	399	4.9
Dosier, Robby - 2015-16	16-1	99	6.2	2-9	.222	1-6	.167	1-2	.500	0	10	10	0.6	11	0	4	8	0	1	6	0.4
Dougherty, Sean - 1995-96	4-0	6	1.5	0-2	.000	0-2	.000	0-0	.000	0	1	1	0.3	1	0	0	0	0	0	0	0.0
Drew, Jimmy - 2006-08	51-16	585	11.5	50-136	.368	38-101	.376	16-27	.593	21	56	77	1.5	80	1	44	45	4	26	154	3.0
Duffus, Dondre - 2016-18	8-3	146	18.3	18-37	.486	2-4	.500	13-16	.813	2	14	16	2.0	18	0	9	13	2	10	51	6.4
Eaddy, Tahj - 2016-17	30-12	668	22.3	74-199	.372	39-92	.424	37-40	.925	11	57	68	2.3	30	1	68	34	1	24	224	7.5
Economos, John - 1995-97	44-10	479	10.9	31-95	.326	16-53	.302	11-21	.524	18	40	58	1.3	33	0	25	33	3	17	89	2.0
Eley, William "Bud" - 1995-99	97-93	2719	28.0	630-1171	.538	12-46	.261	341-580	.588	309	646	955	9.8	363	21	154	274	179	118	1613	16.6
Ferguson, Colin - 2012-13	13-0	63	4.8	6-13	.462	0-0	.000	0-0	.000	1	4	5	0.4	20	0	0	2	0	2	12	0.9
Floyd, Matt - 2012-13	4-0	7	1.8	1-3	.333	0-0	.000	0-0	.000	1	0	1	0.3	0	0	0	0	0	0	2	0.5
Foust, Brandon - 2006-08	49-35	1261	25.7	210-435	.483	40-111	.360	122-186	.656	101	188	289	5.9	76	0	77	83	35	50	582	11.9
Francis, Waylon - 2004-06	56-19	876	15.6	68-151	.450	0-0	.000	20-26	.769	62	152	214	3.8	105	1	19	50	20	11	156	2.8
Freshwater, Jerry - 1991-95	107-63	2303	21.5	138-335	.412	51-127	.402	67-98	.684	31	179	210	2.0	217	5	367	166	2	121	394	3.7
Gable, Isaiah - 2017-20	76-27	1511	19.9	162-387	.419	93-263	.354	53-74	.716	29	162	191	2.5	146	0	58	62	8	18	470	6.2

2022-23 SOUTHEAST MISSOURI BASKETBALL CAREER STATISTICS (NCAA DIVISION I ERA)



Player - Years	G-GS	Min	Avg	FG-FGA	Pct.	3FG-3FGA	Pct.	FT-FTA	Pct.	Off	Def	Tot	Avg	PF	EQ	A	TQ	Blk	Stl	Pts	Avg
Gaines, Johnathan - 1990-92*	32-0	130	4.1	24-52	.462	0-0	.000	4-16	.250	17	24	41	1.3	34	1	1	11	14	1	52	1.6
Golson, Reggie - 2002-05	54-35	1359	25.9	261-481	.543	2-16	.125	135-208	.649	118	225	343	6.4	154	7	70	110	79	50	659	12.2
Gonner, Dainmon - 2003-05	54-53	1777	32.9	308-703	.438	65-177	.367	199-285	.698	123	214	337	6.2	139	4	107	131	24	111	880	16.3
Gordon, Monte - 2000-02	29-9	461	15.9	49-93	.527	7-13	.538	59-83	.711	31	44	75	2.6	44	0	25	53	2	11	164	5.7
Grappnerhaus, Cole - 2002-04	25-1	170	6.8	8-22	.364	0-0	.000	19-22	.864	8	26	34	1.4	30	0	10	12	8	2	35	1.4
Graves, Lawrence - 2002-03	3-0	6	2.0	0-1	.000	0-0	.000	0-0	.000	0	0	0	0.0	1	0	0	1	0	0	0	0.0
Gray, Darrian - 2013-15	35-15	702	20.1	87-203	.429	32-104	.308	22-36	.611	28	72	100	2.9	50	0	40	32	8	14	228	6.5
Griffin, Brandon - 2002-04	53-53	1613	30.4	267-465	.574	1-1	1.000	106-173	.613	189	295	484	9.1	168	5	147	112	20	44	641	12.1
Guerrier, Ketschner - 2004-06	33-21	662	20.1	71-154	.461	0-0	.000	33-51	.647	53	80	133	4.0	94	5	32	60	16	11	175	5.3
Gullett, Kyle - 2015-16	23-3	285	12.4	14-45	.311	9-23	.391	3-5	.600	15	19	34	1.5	22	0	14	9	1	7	40	1.7
Gunns, Eddie - 1991-92	25-0	504	20.2	47-134	.351	5-14	.357	30-44	.682	7	32	39	1.6	49	1	59	53	1	30	129	5.2
Hale, Brett - 2001-05	96-55	2554	26.6	325-725	.448	140-341	.411	164-192	.854	48	198	246	2.6	102	1	161	159	5	44	954	9.9
Harris, Chris - 2019-pr.	57-32	1538	27.0	185-496	.373	78-242	.322	176-235	.749	11	138	149	2.6	100	1	166	130	7	45	624	10.9
Harris, Hank - 2007-08	25-3	370	14.8	19-46	.413	4-14	.286	25-35	.714	13	29	42	1.7	29	0	42	25	2	29	67	2.7
Hassell, Leonard - 1995-96	26-10	564	21.7	46-138	.333	16-62	.258	27-39	.692	14	38	52	2.0	45	0	68	56	0	28	135	5.2
Hatchett, Allen - 1995-97	55-47	1502	27.3	181-457	.396	58-167	.347	64-81	.790	40	101	141	2.6	119	3	174	213	5	62	484	8.8
Hence, Damarcus - 2000-04	92-40	1615	17.6	255-603	.423	61-186	.328	98-123	.797	81	155	236	2.6	135	3	57	85	41	23	669	7.3
Herring, Jaycen - 2007-09	59-42	1871	31.7	304-658	.462	55-143	.385	207-294	.704	55	173	228	3.9	138	4	136	165	38	54	870	14.7
Hill, Johnny - 2006-10	101-36	1527	15.1	133-358	.372	21-91	.231	56-91	.615	65	153	218	2.2	144	2	62	101	14	43	343	3.4
Hogan, Skyler - 2018-20	61-57	1670	27.4	226-539	.419	95-253	.375	66-83	.795	28	203	231	3.8	87	1	62	73	8	34	613	10.0
Holifield, Will - 2013-14	9-0	39	4.3	5-11	.455	4-9	.444	0-0	.000	0	2	2	0.2	5	0	1	1	0	1	14	1.6
Holt, Anthony - 1994-96	27-0	285	10.6	50-157	.318	17-61	.279	32-45	.711	21	16	37	1.4	43	3	20	30	1	16	149	5.5
House, Zach - 2010-12	45-9	425	9.4	27-78	.346	0-0	.000	17-30	.567	30	63	93	2.1	71	1	7	22	33	9	71	1.6
Houston, Ed - 1991-92	5-0	27	5.4	4-12	.333	1-2	.500	1-2	.500	3	5	8	1.6	4	0	3	2	1	1	10	2.0
Johnson, Cory - 1997-99	56-56	1868	33.4	202-491	.411	162-391	.414	130-146	.890	13	118	131	2.3	77	0	110	98	4	35	696	12.4
Johnson, David - 2005-08	62-40	1363	22.0	160-416	.385	91-270	.337	70-112	.625	70	145	215	3.5	154	3	99	148	39	90	481	7.8
Johnson, Kenny - 2001-02	18-14	510	28.3	43-117	.368	9-35	.257	23-31	.742	9	34	43	2.4	33	1	73	58	0	23	118	6.6
Johnson, Mark - 1993-95	48-24	946	19.7	155-371	.418	80-202	.396	51-76	.671	61	83	144	3.0	93	0	75	70	7	39	441	9.2
Johnson, Nate - 2020-pr.	36-0	335	9.3	52-89	.584	0-0	.000	15-34	.441	28	41	69	1.9	55	0	10	29	14	7	119	3.3
Johnson, Nino - 2011-15	119-78	2753	23.1	369-661	.558	2-9	.222	248-434	.571	221	509	730	6.1	298	5	117	207	184	100	988	8.3
Johnson, Roderick - 1998-00	60-55	1756	29.3	292-499	.585	1-8	.125	207-284	.729	176	260	436	7.3	170	3	68	127	54	83	792	13.2
Jones, A.J. - 2012-13	33-24	666	20.2	105-229	.459	30-70	.429	44-72	.611	36	74	110	3.3	82	3	53	68	9	19	284	8.6
Jones, Bijon - 2008-09	29-12	707	24.4	22-93	.237	7-36	.194	37-47	.787	9	48	57	2.0	57	2	73	75	3	19	88	3.0
Jones, Eric - 2005-06	23-1	452	19.7	33-84	.393	9-24	.375	31-38	.816	23	33	56	2.4	42	1	10	20	15	12	106	4.6
Jones, Isiah - 2014-16	59-48	1613	27.3	202-526	.384	120-333	.360	71-102	.696	32	151	183	3.1	142	0	143	129	4	68	595	10.1
Jones, J.T. - 2014-16	17-3	145	8.5	13-40	.325	5-18	.278	6-10	.600	9	19	28	1.6	24	1	12	6	0	4	37	2.2
Jones, Nyah - 1999-01	61-13	962	15.8	119-236	.504	0-0	.000	62-99	.626	73	124	197	3.2	131	4	37	101	35	13	300	4.9
Jones, Waylon - 2010-12	36-1	307	8.5	14-28	.500	0-0	.000	12-21	.571	16	40	56	1.6	70	3	13	26	17	5	40	1.1
Kao, Oscar - 2018-20	42-4	461	11.0	50-130	.385	18-43	.419	15-19	.789	8	28	36	0.9	55	1	44	39	0	18	133	3.2
Keller, Lakeo - 1996-98	31-3	413	13.3	39-116	.336	18-56	.321	32-40	.800	9	26	35	1.1	48	1	48	47	1	22	128	4.1
Kellum, Trey - 2015-17	53-46	1288	24.3	213-415	.513	0-0	.000	156-236	.661	132	188	320	6.0	192	14	29	106	14	34	582	11.0
King, Demetrius - 2001-03	55-17	1078	19.6	121-288	.420	47-129	.364	54-79	.684	39	104	143	2.6	122	2	63	64	11	31	343	6.2
Kirk, Israel - 2008-10	45-6	515	11.4	29-68	.426	0-1	.000	12-30	.400	46	47	93	2.1	62	0	12	21	6	17	70	1.6
Kirksey, Devron - 1994-97	63-16	1147	18.2	111-222	.500	0-10	.000	72-132	.545	112	151	263	4.2	154	6	39	103	37	35	294	4.7
Kowalski, Ray - 2016-18	26-5	437	16.8	43-112	.384	30-74	.405	12-12	1.000	4	27	31	1.2	24	0	17	21	0	6	128	4.9
Lake, Devon - 1990-93	78-27	1989	25.5	407-850	.479	93-269	.346	309-384	.805	101	138	239	3.1	171	2	127	163	18	72	1216	15.6
Langford, Josh - 2013-15	44-19	737	16.8	107-208	.514	9-25	.360	43-72	.597	48	69	117	2.7	130	5	18	56	9	20	266	6.0
Laros, Mark - 2017-19	58-7	869	15.0	121-201	.602	6-22	.273	22-41	.537	72	112	184	3.2	83	0	18	58	19	15	270	4.7
Lewis, Cody - 2004-05	13-0	40	3.1	2-11	.182	2-8	.250	0-2	.000	2	5	7	0.5	4	0	1	2	0	0	6	0.5
Lewis, Donnie - 2017-19	53-2	490	9.2	7-17	.412	4-11	.364	8-18	.444	9	22	31	0.6	50	0	60	19	0	14	26	0.5
Long, Parker - 2020-22	29-0	186	6.4	13-27	.481	10-19	.526	4-6	.667	7	11	18	0.6	9	0	9	7	1	6	40	1.4
Love, Jordan - 2018-21	45-4	699	15.5	69-184	.375	15-48	.313	46-79	.582	22	65	87	1.9	36	0	54	46	6	30	199	4.4
Lucas, William - 1997-98	6-0	21	3.5	3-5	.600	0-0	.000	2-3	.667	2	2	4	0.7	3	0	0	2	0	0	8	1.3
Lyte, Richard - 1996-97	30-12	587	19.6	66-166	.398	16-55	.291	51-77	.662	34	58	92	3.1	58	2	31	39	24	15	199	6.6
Mahoney, Denzel - 2016-18	64-64	1946	30.4	328-719	.456	121-306	.395	314-380	.826	92	206	298	4.7	197	7	79	96	9	51	1091	17.0
Maxwell, Jajuan - 2006-07, 08-10	85-25	1478	17.4	169-415	.407	29-96	.302	123-179	.687	136	204	340	4.0	176	3	64	108	36	51	490	5.8
McCrary, Eric - 2009-10	23-0	204	8.9	23-47	.489	7-18	.389	10-13	.769	6	28	34	1.5	45	1	11	15	3	5	63	2.7
McCune, Tim - 1992-93	8-0	15	1.9	1-2	.500	0-1	.000	0-0	.000	0	2	2	0.3	0	0	0	3	0	1	2	0.3
McCuthison, Emmanuel, 1999-01	61	1200	19.7	176-421	.418	66-194	.340	95-123	.772	55	155	210	3.4	128	4	37	89	23	36	513	8.4
McGill, Eric - 2015-16	27-13	741	27.4	70-190	.368	30-92	.326	18-41	.439	11	53	64	2.4	42	1	50	37	0	38	188	7.0
McGlothran, Gabe - 2018-19	31-11	670	21.6	93-204	.456	21-60	.350	26-43	.605	58	134	192	6.2	98	1	29	41	20	20	233	7.5



2022-23 SOUTHEAST MISSOURI BASKETBALL

CAREER STATISTICS (NCAA DIVISION I ERA)

Player - Years	G-GS	Min	Avg	FG-FGA	Pct.	3FG-3FGA	Pct.	FT-FTA	Pct.	Off	Def	Tot	Avg	PF	EQ	A	TQ	Blk	Stl	Pts	Avg
McRoberts, Paul - 2013-14	13-0	234	18.0	31-56	.554	9-24	.375	6-13	.462	13	15	28	2.2	32	1	15	9	3	15	77	5.9
Miles, LaQuentin - 2009-10	23-2	284	12.3	21-83	.253	1-3	.333	22-47	.468	10	36	46	2.0	18	0	31	40	3	11	65	2.8
Montgomery, David - 1996-98	57-44	1398	24.5	239-430	.556	0-0	.000	83-133	.624	106	177	283	5.0	138	6	72	98	38	16	561	9.8
Moore, Kenard - 2007-09	60-36	1746	29.1	301-735	.410	174-482	.361	105-132	.795	25	82	107	1.8	97	3	75	118	6	53	881	14.7
Morgan, Jermell - 1993-95	54-48	1507	27.9	244-458	.533	8-25	.320	195-317	.615	133	206	339	6.3	120	3	83	117	37	47	691	12.8
Morris, Matt - 1997-01	47-1	287	6.1	23-72	.319	16-51	.314	21-29	.724	7	29	36	0.8	29	1	14	18	0	6	83	1.8
Morrison, Evan - 2019-21	22-0	100	4.5	5-21	.238	4-14	.286	0-0	.000	3	5	8	0.4	5	0	2	2	0	3	14	0.6
Mutombo, Tshitenge - 1991-92	9-0	50	5.6	4-10	.400	0-0	.000	2-8	.250	6	2	8	0.9	8	0	0	2	1	0	10	1.1
Nelke, Mike - 2003-05	53-17	1110	20.9	82-205	.400	74-179	.413	26-28	.929	10	44	54	1.0	61	1	128	64	2	30	264	5.0
Nicholas, DQ - 2019-22	85-51	2166	25.5	216-516	.419	55-167	.329	206-279	.738	35	251	286	3.4	164	2	184	163	10	72	693	8.2
Niemczyk, Nick - 2010-13	62-24	1560	25.2	188-474	.397	105-282	.372	60-68	.882	20	127	147	2.4	138	2	107	56	6	49	541	8.7
Norris, Chris - 1993-94	4-0	19	4.8	2-4	.500	0-0	.000	12	.500	2	1	3	0.8	6	0	1	3	0	2	5	1.3
Nutt, Logan - 2011-12	19-2	162	8.5	7-19	.368	1-3	.333	4-7	.571	1	10	11	0.6	12	0	27	16	0	2	19	1.0
Nutt, Lucas - 2009-14	137-106	3628	26.5	261-643	.406	118-315	.375	300-362	.829	36	229	265	1.9	272	3	610	277	6	94	940	6.9
Owen, Nathan - 1997-99	53-9	722	13.6	66-209	.316	42-140	.300	26-53	.491	19	52	71	1.3	73	1	43	42	5	22	200	3.8
Paradoski, Paul - 2004-07	83-66	2160	26.0	119-327	.364	63-203	.310	25-39	.641	18	180	198	2.4	136	2	276	136	16	109	326	3.9
Patterson, Manny - 2020-22	53-36	801	15.1	139-248	.560	1-1	1.000	94-122	.770	81	123	204	3.8	134	2	18	71	38	18	373	7.0
Payne, Josh - 1994-95	23-0	227	9.9	9-28	.321	3-13	.231	13-19	.684	9	14	23	1.0	23	0	26	16	3	7	34	1.5
Pearson, Roderick - 2006-08	61-46	1419	23.3	175-416	.421	35-138	.254	156-211	.739	31	108	139	2.3	200	15	147	180	3	65	541	8.9
Pearson, Sam - 2009-10	30-27	769	25.6	86-216	.398	11-49	.224	81-112	.723	9	63	72	2.4	78	3	80	94	1	25	264	8.8
Perry, Dionte - 2006-07	28-5	381	13.6	43-82	.524	0-1	.000	50-72	.694	44	52	96	3.4	55	1	11	30	16	10	136	4.9
Porter, Michael - 2011-13	32-4	512	16.0	56-102	.549	3-10	.300	26-39	.667	41	53	94	2.9	79	1	20	29	1	16	141	4.4
Powell, Leon - 2010-12	62-61	1801	29.0	298-486	.613	0-0	.000	175-340	.515	214	246	460	7.4	226	14	52	117	92	38	771	12.4
Pranger, Ben - 1998-99	12-0	14	1.2	0-5	.000	0-4	.000	1-2	.500	0	1	1	0.1	2	0	2	3	0	0	1	0.1
Prather, Norman - 2003-04	24-15	336	14.0	41-94	.436	3-14	.214	11-23	.478	25	37	62	2.6	35	0	20	19	3	15	96	4.0
Rauls, Aaron - 1996-98	9-0	15	1.7	2-11	.181	0-3	.000	0-0	.000	2	0	2	0.	32	0	1	3	0	1	4	0.4
Reed, Jr., Eric - 2020-22	57-51	1762	30.9	261-591	.442	132-329	.401	125-163	.767	51	114	165	2.9	110	0	87	84	6	46	779	13.7
Reese, C.J. - 2013-14	21-1	237	11.3	19-41	.463	1-1	1.000	9-16	.563	4	10	14	0.7	21	0	39	30	1	5	48	2.3
Rembert, Michael - 2006-08	54-47	1149	21.3	164-323	.508	12-37	.324	106-200	.530	109	163	272	5.0	156	9	40	99	38	36	446	8.3
Rhodes, Marcus - 2006-08	62-24	1107	17.9	145-337	.430	36-113	.319	76-123	.618	46	81	127	2.0	99	4	90	87	11	37	402	6.5
Ritter, Jared - 2005-06	3-0	7	2.3	0-3	.000	0-2	.000	0-0	.000	0	2	2	0.7	0	0	0	4	0	0	0	0.0
Roberts, Kevin - 2001-04	58-21	1105	19.1	24-69	.348	6-20	.300	42-62	.677	14	76	90	1.6	87	0	226	81	2	56	96	1.7
Robinson, Pili - 1993-95	54-43	1473	27.3	231-446	.518	0-1	.000	98-173	.566	110	151	261	4.8	125	2	45	107	5	44	560	10.4
Roderick, Brad - 2007-08	1-0	1	1.0	0-1	.000	0-1	.000	0-0	.000	0	0	0	0.0	0	0	0	0	0	0	0	0.0
Rogers, Terry - 2000-01	26-6	361	13.9	52-85	.612	0-0	.000	18-30	.600	23	63	86	3.3	64	1	7	24	13	6	122	4.7
Rolling, Terrill - 1990-92*	54-0	833	15.4	111-260	.427	19-52	.365	58-86	.674	43	58	101	1.9	110	4	56	68	4	37	299	5.5
Russell, LaMont - 2008-10	60-49	1460	24.3	104-188	.553	0-1	.000	66-107	.617	116	271	387	6.5	141	5	77	86	19	44	274	4.6
Russell, Nygal - 2017-22	117-51	2322	19.8	243-605	.402	87-277	.314	119-179	.665	96	374	470	4.0	247	6	177	164	16	85	692	5.9
Russell, Phillip - 2021-pr.	30-30	913	30.4	127-303	.419	48-143	.336	99-135	.733	26	50	76	2.5	74	2	95	65	1	37	401	13.4
Sample, Eli - 2016-17	16-0	42	2.6	3-8	.375	2-4	.500	0-0	.000	0	0	0	0.0	4	0	3	4	0	1	8	0.5
Samuels, Brandon - 1991-92	27-0	568	21.0	73-188	.388	5-15	.333	30-52	.577	46	72	118	4.4	36	1	24	35	6	18	181	6.7
Sanders, Amory - 1999-01	55-10	896	16.3	116-275	.422	94-213	.441	44-54	.815	5	70	75	1.4	86	1	61	55	2	26	370	6.7
Sanders, Maurice - 1995-96	4-0	16	4.0	2-6	.333	0-0	.000	0-0	.000	2	1	3	0.8	1	0	2	0	0	0	4	1.0
Sanford, Scott - 1992-93	25-3	25	1.0	17-42	.405	7-22	.318	24-32	.750	1	8	9	0.4	21	0	22	17	0	11	65	2.6
Saulsberry, Dewayne - 1997-98	21-1	213	10.1	14-43	.326	10-36	.278	13-15	.867	4	20	24	1.1	18	0	10	7	1	5	51	2.4
Scheer, Tim - 1999-03	91-53	1931	21.2	339-703	.482	93-244	.381	124-173	.717	103	201	304	3.3	239	13	96	123	16	50	895	9.8
Schulte, Nate - 2010-11	10-5	219	21.9	26-61	.426	7-22	.318	18-28	.643	22	33	55	5.5	21	0	7	12	2	5	77	7.7
Sechrest, Lance - 2002-04	3-0	10	3.3	0-4	.000	0-2	.000	0-0	.000	0	0	0	0.0	0	0	1	1	0	0	0	0.0
Shaw, David - 2001-02	2-0	1	0.5	0-0	.000	0-0	.000	0-0	.000	0	1	1	0.5	1	0	0	0	0	0	0	0.0
Shelton, Curtis - 1990-94*	107-32	2376	22.2	328-770	.426	215-480	.448	257-310	.829	59	165	224	2.1	200	2	177	184	10	89	1128	10.5
Shelton, Joel - 2000-01	25-0	245	9.8	18-57	.316	9-32	.281	14-22	.636	2	14	16	0.6	18	0	30	25	0	6	59	2.4
Short, Antonio - 1999-01	53-49	1471	27.8	171-411	.416	61-184	.332	99-138	.717	16	159	175	3.3	106	4	113	106	21	60	502	9.5
Simmons, Daniel - 2016-18	63-15	1290	20.5	191-461	.414	75-190	.395	95-142	.669	24	154	178	2.8	106	2	107	100	5	48	552	8.8
Sisley, Matt - 1992-94	54-9	941	17.4	142-248	.573	0-4	.000	73-108	.676	80	113	193	3.6	133	6	48	59	10	22	357	6.6
Smith, Brandon - 2008-09	4-0	5	1.3	0-0	.000	0-0	.000	1-2	.500	0	1	1	0.3	0	0	0	1	0	0	1	0.3
Smith, Marland - 2009-13	126-98	3669	29.1	476-1201	.396	251-697	.360	220-292	.753	98	349	447	3.5	259	6	248	198	18	112	1423	11.3
Smith, Travis - 1994-98	101-2	996	9.9	64-201	.318	21-64	.328	41-66	.621	38	123	161	1.6	87	0	44	45	13	25	190	1.9
St. Gemme, Jason - 2001-02	1-0	1	1.0	0-0	.000	0-0	.000	0-0	.000	0	0	0	0.0	0	0	0	0	0	0	0	0.0
Stewart, Jaylin - 2015-16	26-0	210	8.1	18-52	.346	7-27	.259	3-8	.375	7	38	45	1.7	33	0	2	7	2	5	46	1.8
Stokes, Michael - 1999-01	61-60	2152	35.3	294-656	.448	76-194	.392	184-239	.770	23	213	236	3.9	70	0	272	160	6	72	848	13.9
Stone, Tyler - 2011-14	94-84	2986	31.8	621-1191	.521	42-137	.307	262-368	.712	183	585	768	8.2	226	5	123	149	124	75	1546	16.4

2022-23 SOUTHEAST MISSOURI BASKETBALL

CAREER STATISTICS (NCAA DIVISION I ERA)



Player - Years	G-GS	Min	Avg	FG-FGA	Pct.	3FG-3FGA	Pct.	FT-FTA	Pct.	Off	Def	Tot	Avg	PF	EQ	A	TQ	Blk	Stl	Pts	Avg
Stroder, Kyle - 2013-14	8-0	20	2.5	4-8	.500	3-4	.750	0-2	.000	3	4	7	0.9	3	0	0	1	0	0	11	1.4
Sutton, James - 1993-95	51-10	866	17.0	95-258	.368	40-113	.354	88-125	.704	23	73	96	1.9	108	3	75	89	1	28	318	6.2
Taylor, Nolan - 2020-21	18-15	330	18.3	59-106	.557	0-0	.000	40-64	.625	24	49	73	4.1	42	0	16	17	2	5	158	8.8
Tchiengang, William - 2016-17	18-10	212	11.8	12-16	.750	0-0	.000	7-12	.583	13	33	46	2.6	40	1	0	15	5	1	31	1.7
Thomas, Ryan - 1998-00	18-0	28	1.6	3-8	.375	0-0	.000	4-6	.667	2	4	6	0.3	4	0	2	4	0	2	10	0.6
Thomas, T.J. - 2014-15	15-0	120	8.0	9-19	.474	0-0	.000	15-20	.750	12	12	24	1.6	17	0	4	7	4	2	33	2.2
Thompson, Chase, 2021-22	25-2	258	10.3	19-51	.373	7-26	.269	16-24	.667	6	22	28	1.1	35	1	12	8	4	8	61	2.4
Thompson, Derek - 2009-10	29-4	601	20.7	81-224	.362	47-141	.333	36-56	.643	10	54	64	2.2	56	1	25	31	0	10	245	8.4
Thompson, J.J. - 2014-15	28-20	600	21.4	45-114	.395	15-33	.455	27-39	.692	12	35	47	1.7	50	1	78	47	1	16	132	4.7
Thompson, Sam - 2021-22	22-8	298	13.5	42-76	.553	0-1	.000	16-25	.640	21	28	49	2.2	52	2	6	26	14	7	100	4.5
Thornton, Andrais - 2005-06	20-20	472	23.6	52-112	.464	2-4	.500	51-81	.630	52	79	131	6.6	63	5	15	43	10	16	157	7.9
Tolbert, Jacob - 2012-13	27-0	178	6.6	5-12	.417	0-1	.000	0-0	.000	17	31	48	1.8	37	0	3	8	3	2	10	0.4
Tolbert, Sage - 2018-20	62-58	1472	23.7	176-347	.507	5-18	.278	134-221	.606	136	236	372	6.0	185	10	39	122	41	40	491	7.9
Turhanoglu, Tuosen - 1992-93	10-0	21	2.1	2-4	.500	1-3	.333	1-2	.500	0	2	2	0.2	1	0	2	1	0	0	6	0.6
Vranes, Milos - 2016-18	61-15	1134	18.6	127-271	.469	61-161	.379	41-69	.594	59	162	221	3.6	141	4	35	64	8	34	356	5.8
Wallace, Marcus - 2014-16	37-4	661	17.9	72-160	.450	18-53	.340	41-69	.594	25	53	78	2.1	66	1	69	53	4	43	203	5.5
Watson, Demetrius - 1997-99	51-16	1040	20.4	120-241	.498	4-13	.308	62-93	.667	78	117	195	3.8	78	1	44	53	9	25	306	6.0
Watson, Jon - 2008-09	3-0	4	1.3	0-0	.000	0-0	.000	0-0	.000	0	1	1	0.3	0	0	0	0	0	0	0	0.0
Watson, KaJuan - 2009-10	15-0	115	7.7	13-27	.481	1-2	.500	10-12	.833	5	8	13	0.9	16	0	4	9	2	3	37	2.5
Weaver, Daniel - 2000-02	52-14	669	12.9	69-142	.486	0-1	.000	49-67	.731	40	77	117	2.3	83	2	31	42	7	10	187	3.6
White, Calvert - 1996-98	57-57	1966	34.5	246-528	.466	37-105	.352	135-203	.665	73	238	311	5.5	150	3	166	165	22	80	664	11.6
White, Derrick - 1993-95	52-30	889	17.1	133-317	.420	5-39	.128	54-117	.462	104	107	211	4.1	133	3	65	98	9	49	325	6.3
White, Jared - 2012-13	25-0	208	8.3	17-35	.486	4-5	.800	19-22	.864	3	18	21	0.8	30	0	22	25	0	4	57	2.3
White, Thomas - 1995-96	5-0	7	1.4	1-3	.333	0-0	.000	0-0	.000	1	0	1	0.2	1	0	1	0	2	1	2	0.4
White, Tyrell - 2005-07	37-4	351	9.5	26-65	.400	0-1	.000	16-27	.593	24	47	71	1.9	47	0	11	32	11	5	68	1.8
Wilford, Corey - 2011-13	57-28	1288	22.6	217-495	.438	114-280	.407	68-92	.739	34	113	147	2.6	103	5	90	75	12	31	616	10.8
Wilkerson, Telvin - 2011-12	16-1	130	8.1	11-38	.289	6-12	.500	1-3	.333	4	17	21	1.3	8	0	6	6	0	1	29	1.8
Williams, Calvin - 2007-09	50-43	1141	22.8	184-371	.496	4-12	.333	152-232	.655	100	219	319	6.4	124	5	36	118	70	35	524	10.5
Willoughby, Terrick - 2003-07	110-80	2929	26.6	293-735	.399	175-432	.405	97-149	.651	54	221	275	2.5	143	2	202	201	39	62	858	7.8
Wilson, Quatarrius - 2019-20	31-23	638	20.6	73-164	.445	1-12	.083	74-117	.632	73	93	166	5.4	101	6	30	46	13	14	221	7.1
Winans, Derek - 2001-05	109-101	3669	33.7	524-1172	.447	219-564	.388	238-301	.791	46	293	339	3.1	250	7	282	193	20	152	1505	13.8
Wofford, Tony - 1991-93	53-23	1298	24.5	115-257	.447	5-12	.417	47-76	.618	113	155	268	5.1	131	9	133	112	28	50	282	5.3
Woods, Caleb - 2013-15	14-0	64	4.6	11-26	.423	4-10	.400	6-10	.600	3	4	7	0.5	7	0	4	1	0	3	32	2.3

* - Seasons included in career totals that occurred before 1991-92, the start of SEMO's NCAA Division I era.

Current Players in **Bold**



2022-23 SOUTHEAST MISSOURI BASKETBALL

CAREER STATISTICS (PRE-NCAA DIVISION I SINCE 1968-69)

Player - Years	G-GS	Min	Avg	FG-FGA	Pct.	3FG-3FGA	Pct.	FT-FTA	Pct.	Off	Def	Tot	Avg	PF	EQ	A	TQ	Blk	Stl	Pts	Avg
Adams, Jeff - 1979-80	1	-	-	-	-	-	-	1-2	.500	-	-	-	-	-	-	-	-	-	-	1	1.0
Anderson, Fred - 1968-69	21	-	-	221-488	.453	-	-	47-57	.825	-	-	-	-	51	-	-	-	-	-	489	23.3
Anderson, Jim - 1970-72	45	-	-	337-764	.441	-	-	211-312	.676	-	-	-	-	137	8	-	-	-	-	885	19.7
Arand, Chris - 1981-85	95	1148	12.1	124-322	.385	-	-	93-140	.664	-	-	69	0.7	216	11	159	124	2	34	341	3.6
Arand, Kevin - 1972-74	47	-	-	182-452	.403	-	-	78-108	.722	-	-	-	-	125	5	137	123	-	-	442	9.4
Arand, Paul - 1978-80	35	-	-	49-130	.377	-	-	17-25	.680	-	-	-	-	45	1	22	17	3	-	115	3.3
Armstrong, Ron - 1984-86	54	710	13.1	90-168	.536	-	-	30-54	.556	-	-	96	1.8	81	-	47	34	4	19	210	3.9
Baker, Jim - 1972-75	35	-	-	44-78	.564	-	-	12-19	.632	-	-	-	-	45	-	9	30	-	-	100	2.9
Baker, Mark - 1973-74	22	-	-	37-96	.385	-	-	36-64	.563	-	-	-	-	49	2	33	26	-	-	110	5.0
Baker, Mike - 1974-75	26	-	-	116-290	.400	-	-	79-116	.681	-	-	-	-	87	3	55	73	-	-	311	12.0
Barks, Cary - 1976-77	6	-	-	2-15	.133	-	-	9-10	.900	-	-	-	-	2	-	2	1	-	-	13	2.2
Barmore, Desi - 1978-79	28	-	-	185-329	.562	-	-	61-80	.763	-	-	-	-	-	-	-	-	-	-	431	15.4
Barnett, Alan - 1981-83	62	-	-	87-188	.463	-	-	48-84	.571	-	-	62	1.0	127	4	40	45	7	11	222	3.6
Bartle, Ray - 1978-80	44	-	-	80-164	.488	-	-	38-51	.745	-	-	-	-	18	-	9	18	1	-	198	4.5
Bassett, Roland - 1976-77	23	-	-	103-236	.436	-	-	32-50	.640	-	-	-	-	77	6	70	77	-	-	238	10.3
Bassett, Ronald - 1975-76	15	-	-	71-194	.366	-	-	19-35	.543	-	-	-	-	50	4	41	38	-	-	161	10.7
Bentlage, Mark - 1975-76	15	-	-	10-24	.417	-	-	5-8	.625	-	-	-	-	10	-	8	10	-	-	25	1.7
Beussink, Mark - 1975-77	33	-	-	72-178	.404	-	-	29-55	.527	-	-	-	-	31	-	67	33	-	-	173	5.2
Bishop, Leonard - 1971-73	45	-	-	217-519	.418	-	-	72-102	.706	-	-	-	-	96	1	88	64	-	-	506	11.2
Boos, John - 1971-73	15	-	-	3-16	.188	-	-	5-12	.417	-	-	-	-	12	-	-	4	-	-	11	0.7
Braswell, Brandon - 1990-91	14	206	14.7	26-76	.342	2-15	.133	24-31	.774	6	18	24	1.7	32	0	38	35	3	23	78	5.6
Briggs, Larry - 1968-71	55	-	-	154-414	.372	-	-	68-121	.562	-	-	-	-	121	5	-	-	-	-	376	6.8
Brock, Randy - 1983-84	3	34	11.3	7-15	.467	-	-	2-2	1.000	-	-	-	-	2	-	2	2	-	-	16	5.3
Brookins, Lew - 1981-83	59	-	-	137-297	.461	-	-	79-113	.699	-	-	29	0.5	126	4	174	102	-	23	353	6.0
Brown, Erwin - 1977-78	15	-	-	15-45	.333	-	-	6-7	.857	-	-	-	-	36	-	-	-	-	-	36	2.4
Bryant, Ernie - 1982-83	5	-	-	3-4	.750	-	-	2-2	1.000	-	-	-	-	1	-	1	-	-	-	8	1.6
Cagle, Joe - 1973-77	94	-	-	456-1026	.444	-	-	143-191	.749	-	-	-	-	294	19	357	237	-	-	1055	11.2
Call, Don - 1969-71	29	-	-	103-243	.424	-	-	60-79	.759	-	-	-	-	68	2	-	-	-	-	266	9.2
Campbell, James - 1980-82	28	-	-	16-41	.390	-	-	6-14	.429	-	-	7	0.3	17	-	10	17	-	1	38	1.4
Carey, Jacob - 1978-79	12	-	-	9-20	.450	-	-	3-6	.500	-	-	-	-	-	-	-	-	-	-	21	1.8
Carter, Randy - 1973-76	51	-	-	89-251	.355	-	-	29-46	.630	-	-	-	-	32	-	39	39	-	-	207	4.1
Cochran, Kirt - 1984-86	58	855	14.7	118-224	.527	-	-	35-66	.530	-	-	149	2.6	93	3	40	48	-	13	271	4.7
Coleman, Johnnie - 1988-91	75	791	10.5	164-361	.454	42-112	.375	104-139	.748	21	82	103	1.4	70	-	156	99	8	75	474	6.3
Conley, Cleo - 1986-88	62	1809	29.2	387-868	.446	77-194	.397	137-188	.729	79	146	225	3.6	128	3	141	114	17	72	988	15.9
Conyears, Curtis - 1980-81	25	-	-	51-111	.459	-	-	22-26	.846	-	-	-	-	34	1	52	30	-	-	124	5.0
Copelin, Barry - 1977-78	17	-	-	12-32	.375	-	-	6-13	.462	-	-	-	-	14	-	-	-	-	-	30	1.8
Cornejo, Vernon - 1972-74	44	-	-	143-364	.393	-	-	51-64	.797	-	-	-	-	108	7	70	93	-	-	337	7.7
Crawford, Jewell - 1980-84	112	-	-	763-1470	.519	-	***	336-495	.679	-	-	196	1.8	273	6	197	256	20	18	1862	16.6
Crowden, Nate - 1979-81	23	-	-	23-50	.460	-	-	4-6	.667	-	-	-	-	27	-	27	33	-	-	50	2.2
Denkins, Kip - 1986-88	133	3.6	24-57	.421	0-1	.000	-	20-28	.714	15	20	35	0.9	36	1	14	22	2	3	68	1.8
Dohogne, Danny - 1990-91	28	900	32.1	191-297	.643	0-4	.000	105-134	.784	75	170	245	8.8	95	4	57	57	14	35	487	17.4
Dougherty, Glen - 1975-77	21	-	-	12-22	.545	-	-	9-25	.360	-	-	-	-	29	-	2	9	-	-	33	1.6
Edwards, Chris - 1983-87	92	1143	12.4	168-366	.459	8-19	.421	70-92	.761	37	134	171	1.9	132	3	34	53	13	27	414	4.5
Ellis, Riley - 1984-86	65	2167	33.3	478-955	.501	-	-	285-462	.617	-	568	568	8.7	171	3	86	193	29	76	1241	19.1
Evens, Ron - 1982-83	10	-	-	3-7	.429	-	-	5-7	.714	-	-	-	-	5	-	1	1	-	-	11	1.1
Everett, John - 1990-91	25	388	15.5	57-125	.456	1-5	.200	18-28	.643	21	70	91	3.6	26	-	38	27	7	20	133	5.3
Ford, Jer - 1983-84	4	39	9.8	6-11	.545	-	-	1-3	.333	-	-	-	-	10	1	1	3	-	-	13	3.3
Foster, Danny - 1978-79	27	-	-	148-267	.554	-	-	48-62	.774	-	-	-	-	-	-	-	-	-	-	344	12.7
Frueauf, Brent - 1976-77	12	-	-	9-29	.310	-	-	3-4	.750	-	-	-	-	10	-	3	4	-	-	21	1.8
Green, Bill - 1974-75	10	-	-	5-13	.385	-	-	7-10	.700	-	-	-	-	6	-	4	3	-	-	17	1.7
Gregston, Brent - 1970-72	9	-	-	3-9	.333	-	-	1-5	.200	-	-	-	-	4	-	-	-	-	-	7	0.8
Hale, Paul - 1971-73	47	-	-	90-258	.349	-	-	61-99	.616	-	-	-	-	86	2	46	44	-	-	241	5.1
Hall, Anthony - 1984-86	63	1429	22.7	65-155	.419	-	-	46-68	.676	-	91	91	1.4	80	-	225	75	2	52	176	2.8
Hall, Phillip - 1983-84	11	114	10.4	11-24	.458	-	-	16-23	.696	-	-	-	-	13	2	7	16	-	-	38	3.5
Harris, Darryl - 1986-90	82	364	4.4	119-300	.397	12-34	.353	29-72	.403	26	56	82	1.0	71	2	67	69	12	31	279	3.4
Hart, Eddie - 1984-86	62	1120	18.1	181-303	.597	-	-	94-164	.573	-	167	167	2.7	102	2	80	64	1	52	456	7.4
Harvey, Marcus - 1977-79	53	-	-	314-615	.511	-	-	129-170	.759	-	-	-	-	65	-	-	-	-	-	757	14.3
Haynes, Arvin - 1972-76	84	-	-	336-746	.450	-	-	92-178	.517	-	-	-	-	235	10	85	153	-	-	764	9.1
Henderson, Cornell - 1987-88	28	548	19.6	75-117	.641	0-1	.000	24-40	.600	40	81	121	4.3	47	-	11	31	17	16	174	6.2
Henry, Malcomn - 1985-90	148	2122	14.3	379-788	.481	-	-	191-332	.575	183	363	546	3.7	267	12	94	130	60	75	949	6.4
Hill, Jim - 1980-81	4	-	-	3-7	.429	-	-	3-4	.750	-	-	-	-	3	-	1	2	-	-	9	2.3

2022-23 SOUTHEAST MISSOURI BASKETBALL

CAREER STATISTICS (PRE-NCAA DIVISION I SINCE 1968-69)



Player - Years	G-GS	Min	Avg	FG-FGA	Pct.	3FG-3FGA	Pct.	FT-FTA	Pct.	Off	Def	Tot	Avg	PF	FO	A	TQ	Blk	Stl	Pts	Avg
Hill, Sam - 1972-74	47	-	-	116-300	.387	-	-	78-138	.565	-	-	-	-	111	2	42	61	-	-	310	6.6
Hopson, Charles - 1986-87	16	144	9.0	13-28	.464	-	-	8-21	.381	16	23	39	2.4	19	-	2	8	2	1	34	2.1
Howle, Brady - 1974-75	3	-	-	1-2	.500	-	-	-	-	-	-	-	-	2	-	2	1	-	-	2	0.7
Hunt, Herman - 1970-71	20	-	-	36-87	.414	-	-	16-43	.372	-	-	-	-	52	2	-	-	-	-	88	4.4
Hunt, Mike - 1977-78	10	-	8-28	.286	-	-	-	3-6	.500	-	-	-	-	14	-	-	-	-	-	19	1.9
Johnson, Fred - 1971-73	36	-	-	236-569	.415	-	-	116-170	.682	-	-	-	-	117	10	18	21	-	-	588	16.3
Jones, Calvin - 1988-90	60	505	8.4	92-152	.605	-	-	62-120	.517	46	69	115	1.9	80	1	24	44	3	19	246	4.1
Jones, Rob - 1990-91	21	273	13.0	44-97	.454	9-34	.265	19-27	.704	7	19	26	1.2	34	1	28	23	4	9	116	5.5
Jones, Tony - 1983-85	57	1404	24.6	189-401	.471	-	-	100-145	.690	-	-	122	2.1	157	11	48	78	3	16	478	8.4
Jordan, Kenny - 1979-81	49	-	-	75-143	.524	-	-	41-59	.695	-	-	-	-	85	3	68	87	2	-	191	3.9
King, Jim - 1969-71	38	-	-	116-262	.443	-	-	96-159	.604	-	-	-	-	100	4	-	-	-	-	328	8.6
Kirby, Mike - 1976-77	2	-	-	0-1	.000	-	-	-	-	-	-	-	-	-	-	-	1	-	-	-	-
Landgraf, Jeff - 1970-73	36	-	-	39-98	.398	-	-	24-36	.667	-	-	-	-	28	-	17	19	-	-	102	2.8
Lane, Eddie 1981-82	10	-	-	15-51	.294	-	-	11-17	.647	-	-	20	2.0	17	-	5	8	1	2	41	4.1
Lawrence, Larry - 1972-74	47	-	-	307-719	.427	-	-	138-188	.734	-	-	-	-	107	5	86	117	-	-	752	16.0
Lawson, Archie - 1986-88	60	1291	21.5	201-393	.511	0-1	.000	88-138	.638	166	154	320	5.3	133	5	27	53	18	37	490	8.2
Lewis, Al Ray - 1985-86	5	5	1.0	6-20	.300	-	-	3-6	.500	-	-	7	1.4	5	-	1	2	-	-	15	3.0
Lewis, Mark - 1983-85	17	70	4.1	15-36	.417	7-8	.875	1-4	.250	-	-	9	0.5	24	-	24	10	-	2	38	2.2
Lewis, Mike - 1987-91	121	1576	13.0	346-759	.456	166-372	.446	168-224	.750	34	108	142	1.2	176	4	220	110	8	70	1026	8.5
Long, Jim - 1968-69	7	-	-	31-72	.431	-	-	38-41	.927	-	-	-	-	15	1	-	-	-	-	100	14.3
Maritz, Dennis - 1970-74	73	-	-	270-627	.431	-	-	81-111	.730	-	-	-	-	184	6	32	51	-	-	621	8.5
Marquart, Kevin - 1979-80	21	-	-	11-22	.500	-	-	4-11	.364	-	-	-	-	23	-	4	8	9	-	26	1.2
Maxwell, Andy - 1970-71	10	-	-	8-23	.348	-	-	2-3	.667	-	-	-	-	8	-	-	-	-	-	18	1.8
May, Dan - 1968-71	66	-	-	207-559	.370	-	-	114-183	.623	-	-	-	-	104	-	-	-	-	-	528	8.0
McAdams, Harold - 1983-85	54	858	15.9	75-158	.475	-	-	46-102	.451	-	-	122	2.3	149	8	20	52	5	16	196	3.6
McClellon, Tony - 1980-83	70	-	-	119-279	.427	-	-	38-58	.655	-	-	10	0.1	105	1	42	59	2	3	276	3.9
McClinton, Donnie - 1982-84	58	1000	17.2	360-682	.528	-	-	125-207	.604	-	-	-	-	140	6	100	127	-	-	845	14.6
McFerron, Ernest - 1975-76	1	-	-	2-4	.500	-	-	-	-	-	-	-	-	-	-	-	2	4	-	4	4.0
McFerron, Lennies - 1973-75	44	-	-	144-358	.402	-	-	68-98	.694	-	-	-	-	115	5	120	108	-	-	356	8.1
Mead, Terry - 1981-83	60	-	-	412-778	.530	-	-	132-176	.750	-	-	172	2.9	185	9	55	124	11	24	956	15.9
Metz, Don - 1968-69	15	-	-	11-53	.208	-	-	9-11	.818	-	-	13	-	-	-	-	-	-	-	31	2.1
Mitchell, Tom - 1974-75	51	-	-	242-511	.474	-	-	92-137	.672	-	-	-	-	154	5	101	116	-	-	576	11.3
Morris, Michael - 1984-88	122	2973	24.4	394-827	.476	50-125	.400	192-306	.627	46	271	317	2.6	326	7	478	183	6	191	1030	8.4
Mosby, Ray - 1975-77	32	-	-	22-85	.259	-	-	21-32	.656	-	-	-	-	36	1	42	50	-	-	65	2.0
Mothershead, Russ - 1975-78	71	-	-	319-696	.458	-	-	98-128	.766	-	-	-	-	229	7	100	97	-	-	736	10.4
Neihart, Greg - 1971-72	17	-	-	15-41	.366	-	-	4-10	.400	-	-	-	-	18	-	-	-	-	-	34	2.0
Nicholson, Carl - 1985-86; 87-88	45	488	10.8	105-173	.607	0-1	.000	31-55	.564	30	55	85	1.9	77	1	30	37	11	22	241	5.4
Niemczyk, Pat - 1979-81	33	-	-	175-352	.497	-	-	89-114	.781	-	-	-	-	71	3	83	70	6	-	439	13.3
Padgett, Don - 1979-81	37	-	-	34-83	.410	-	-	11-21	.524	-	-	-	-	50	1	6	17	2	-	79	2.1
Payne, Mike - 1969-72	53	-	-	148-376	.394	-	-	113-140	.807	-	-	-	-	110	2	-	-	-	-	409	7.7
Pilla, Dave - 1976-77	3	-	-	1-2	.500	-	-	0-2	.000	-	-	-	-	1	-	-	-	-	-	2	0.7
Pirch, Gary - 1972-76	36	-	-	26-81	.321	-	-	28-44	.636	-	-	-	-	21	-	10	15	-	-	80	2.2
Poole, Michael - 1982-84	58	622	10.7	87-210	.414	-	-	26-57	.456	-	-	-	-	100	1	149	88	-	-	200	3.4
Porter, Otto - 1979-81	47	-	-	515-1044	.493	-	-	186-249	.747	-	-	-	-	117	1	128	186	11	-	1216	25.9
Pugh, Ray - 1985-86; 87-90	119	2363	19.9	657-1352	.486	105-254	.413	300-410	.732	132	331	463	3.9	234	6	154	147	29	80	1719	14.4
Rankin, Ronnie - 1984-86	62	1910	30.8	483-954	.506	-	-	311-371	.838	-	-	340	5.5	197	10	142	171	26	73	1277	20.6
Reed, Andrew - 1970-72	47	-	-	273-541	.505	-	-	223-313	.712	-	-	-	-	170	13	-	-	-	-	769	16.4
Ressel, Keith - 1988-90	34	106	3.1	22-38	.579	-	-	22-36	.611	10	20	30	0.9	12	-	18	11	-	3	66	1.9
Reynolds, Ted - 1975-77	9	-	-	1-10	.100	-	-	7-11	.636	-	-	-	-	6	-	1	3	-	-	9	1.0
Rice, Sam - 1982-83	2	-	-	1-5	.200	-	-	-	-	-	-	-	-	-	-	-	-	-	-	2	1.0
Richards, Scott - 1979-81	29	-	-	24-67	.358	-	-	16-23	.696	-	-	-	-	35	-	4	23	-	-	64	2.2
Rogers, Larry - 1974-75	26	-	-	118-260	.454	-	-	33-53	.623	-	-	-	-	77	2	22	43	-	-	269	10.3
Rutherford, Dwayne - 1986-90	129	2114	16.4	399-849	.470	107-266	.402	286-395	.724	67	214	281	2.2	195	2	541	183	10	153	1191	9.2
Rutledge, Stanley - 1986-87	12	75	6.3	18-33	.545	-	-	3-6	.500	11	7	18	1.5	11	-	2	4	-	-	39	3.3
Ryan, Mike - 1976-77	3	-	-	-	-	-	-	5-7	.714	-	-	-	-	2	-	-	-	-	-	5	1.7
Sanchez, John - 1976-80	106	-	-	444-839	.529	-	-	216-289	.747	-	-	-	-	228	7	154	77	17	-	1104	10.4
Scott, Colby - 1975-76	8	-	-	4-14	.286	-	-	4-4	1.000	-	-	-	-	11	-	-	8	-	-	12	1.5
Shepard, Darren - 1988-90	64	556	8.7	136-274	.496	-	-	98-148	.662	48	53	101	1.6	30	-	48	29	5	22	370	5.8
Shipley, Dave - 1975-79	104	-	-	440-1010	.436	-	-	166-240	.692	-	-	-	-	248	11	150	97	-	-	1046	10.1
Simpson, John - 1988-90	48	193	4.0	46-126	.365	0-10	.000	38-52	.731	15	23	38	0.8	27	-	22	11	2	13	130	2.7
Since, Rusty - 1970-71	7	-	-	9-14	.643	-	-	3-4	.750	-	-	-	-	3	-	-	-	-	-	21	3.0




2022-23 SOUTHEAST MISSOURI BASKETBALL

CAREER STATISTICS (PRE-NCAA DIVISION I SINCE 1968-69)


Player - Years	G-GS	Min	Avg	FG-FGA	Pct.	3FG-3FGA	Pct.	FT-FTA	Pct.	Off	Def	Tot	Avg	PF	EQ	A	TQ	Blk	Stl	Pts	Avg
Smith, Michael - 1980-81	20	-	-	38-76	.500	-	-	21-28	.750	-	-	-	-	26	-	46	34	-	-	97	4.9
Steighost, Mark - 1971-72	19	-	-	26-84	.310	-	-	18-24	.750	-	-	-	-	28	1	-	-	-	-	70	3.7
Stiegemeyer, Hunter - 1976-78	51	-	-	134-271	.494	-	-	71-110	.645	-	-	-	-	136	3	17	48	-	-	339	6.6
Suggs, Owen - 1975-76	24	-	-	46-102	.451	-	-	25-40	.625	-	-	-	-	27	-	18	14	-	-	117	4.9
Switzer, Steve - 1983-84	18	136	7.6	13-31	.419	-	-	4-10	.400	-	-	-	-	29	2	7	12	-	-	30	1.7
Tappmeyer, Steve - 1977-79	54	-	-	267-479	.557	-	-	183-230	.796	-	-	-	-	45	-	-	-	-	-	717	13.3
Taylor, Ernest - 1988-89	23	558	24.3	97-247	.393	44-101	.436	43-58	.741	26	41	67	2.9	74	5	69	48	-	50	281	12.2
Thames, Thomas - 1990-91	20	544	27.2	109-209	.522	-	-	62-108	.574	68	133	201	10.1	52	-	11	38	21	15	280	14.0
Thomas, Anthony - 1978-82	108	-	-	287-610	.470	-	-	116-197	.589	-	-	249	2.3	182	2	48	92	83	27	690	6.4
Thomas, Bass - 1981-82	13	-	-	13-29	.448	-	-	4-9	.444	-	-	19	1.5	11	-	4	7	-	6	30	2.3
Timmerman, Kevin - 1975-77	18	-	-	14-28	.500	-	-	5-11	.455	-	-	-	-	9	-	6	11	-	-	33	1.8
Turner, Derick - 1985-87	65	1657	25.5	300-556	.540	0-1	.000	138-231	.597	105	332	437	6.7	138	3	44	118	22	41	738	11.4
Tuttle, Don - 1968-69	6	-	-	13-23	.565	-	-	5-6	.833	-	-	-	-	8	5	-	-	-	-	31	5.2
Valli, Steve - 1973-75	50	-	-	306-625	.490	-	-	132-183	.721	-	-	-	-	137	6	79	111	-	-	744	14.9
Venson, Anthony - 1980-84	101	744	7.4	440-950	.463	-	-	251-315	.797	-	-	74	0.7	215	3	321	266	0	32	1131	11.2
Wade, Tom - 1977-78	21	-	-	61-139	.439	-	-	20-24	.833	-	-	-	-	15	-	-	-	-	-	142	6.8
Wendling, Warren - 1980-82	39	-	-	109-207	.527	-	-	67-77	.870	-	-	58	1.5	75	2	80	45	4	19	285	7.3
Wilhoit, Robin - 1976-80	84	-	-	160-335	.478	-	-	122-142	.859	-	-	-	-	128	7	110	71	2	-	442	5.3
Williams, Charles - 1986-87	9	36	4.0	2-10	.200	0-2	.000	1-3	.333	3	3	6	0.7	5	0	2	4	1	0	5	0.6
Wilson, Lawrence - 1986-90	128	2100	16.4	400-768	.521	4-14	.286	282-402	.701	195	285	480	3.8	255	12	121	148	43	63	1086	8.5
Woodfork, Forrest - 1986-88	39	294	7.5	55-97	.567	1-3	.333	25-43	.581	24	21	45	1.2	31	0	24	16	8	13	136	3.5

**CARL RITTER**

(1959-63)

1,916**TYLER STONE**


(2011-14)

1,546**JEWELL CRAWFORD**


(1980-84)

1,862**DEREK WINANS**

(2001-05)

1,505**RAY PUGH**

(1985-86; 1987-90)

1,719**MARLAND SMITH**


(2009-13)

1,423**BILL GIESSING**

(1960-64)

1,686**RONNY RANKIN**

(1984-86)

1,277**WILLIAM "BUD" ELEY**


(1995-99)

1,613**RILEY ELLIS**

(1984-86)

1,241**ANTONIUS CLEVELAND**

(2013-17)

1,556**OTTO PORTER**


(1979-81)

1,216



2022-23 SOUTHEAST MISSOURI BASKETBALL

1,000 POINT CLUB



DEVON LAKE

(1990-93)


1,216



DENZEL MAHONEY

(2016-18)

1,091



DWAYNE RUTHERFORD

(1986-90)

1,191



LAWRENCE WILSON

(1986-90)

1,086



KERMIT MEYSTEDT

(1963-67)


1,141



JOE CAGLE

(1973-77)

1,055



ANTHONY VENSON

(1980-84)

1,131



DAVE SHIPLEY

(1975-79)


1,046



CURTIS SHELTON

(1990-94)

1,128



MICHAEL MORRIS

(1984-88)


1,030



JOHN SANCHEZ

(1976-80)

1,104




MIKE LEWIS

(1987-1991)

1,026

1,000 POINTS & 500 REBOUNDS



WILLIAM "BUD" ELEY

(1995-99)

1,613 POINTS

955 REBOUNDS



RILEY ELLIS

(1984-86)

1,241 POINTS

568 REBOUNDS



ANTONIUS CLEVELAND

(2013-17)

1,556 POINTS

572 REBOUNDS



2022-23 SOUTHEAST MISSOURI BASKETBALL

NCAA DIVISION I SINGLE-GAME RECORDS (SINCE 1997-98)

Team

Points	125, vs. Chicago State (12/9/93)
Combined Points	237, vs. Austin Peay (1/29/08)
Most Points in 1st Half	65, at Austin Peay (2/28/13)
Most Points in 2nd Half	69, vs. Central Baptist (11/11/13)
Fewest 1st Half Points	10, at Morehead State (1/14/10)
Fewest 2nd Half Points	19, 2x, last vs. Morehead State (1/16/21)
Points in OT	40, vs. Austin Peay (1/29/08)
FG Made	45, vs. Central Baptist (11/11/13)
FG Attempts	83, 2x, last vs. Kentucky Christian (11/24/03)
FG Percentage667, at Austin Peay (2/28/13)
3FG Made	20, at Austin Peay (2/28/13)
3FG Attempts	40, at UT Martin (1/15/98)
3FG Percentage818, at Southeastern La. (12/1/12)
FT Made	40, vs. Tennessee State (1/2/21)
FT Attempts	51, vs. Tennessee State (1/2/21)
FT Percentage	1.000, 6x, last at Austin Peay (2/21/19)
Rebounds	56, 4x, last vs. Mid-Continent (11/22/13)
Assists	31, at Austin Peay (2/28/13)
Steals	23, vs. Hannibal-LaGrange (11/13/16)
Blocks	14, vs. Morehead State (1/4/99)
Turnovers	31, at Arkansas State (12/8/98)
Fouls	37, 2x, last vs. Austin Peay (1/29/08)
Largest Margin of Victory	+62, vs. Central Baptist (11/11/13)
Largest Margin of Defeat	-43, at New Mexico (11/14/08)

Team Ohio Valley Conference Game Records

Points	121, vs. Austin Peay (1/29/08)
Combined Points	237, vs. Austin Peay (1/29/08)
Most Points in 1st Half	65, at Austin Peay (2/28/13)
Most Points in 2nd Half	62, vs. Eastern Illinois (2/20/99)
Fewest 1st Half Points	10, at Morehead State (1/14/10)
Fewest 2nd Half Points	19, 2x, last vs. Morehead State (1/16/21)
Points in OT	40, vs. Austin Peay (1/29/08)
FG Made	44, vs. Murray State (3/1/14)
FG Attempts	83, at UT Martin (1/15/98)
FG Percentage667, at Austin Peay (2/28/13)
3FG Made	20, at Austin Peay (2/28/13)
3FG Attempts	40, at UT Martin (1/15/98)
3FG Percentage737, vs. Tennessee State (2/28/19)
FT Made	40, vs. Tennessee State (1/2/21)
FT Attempts	51, vs. Tennessee State (1/2/21)
FT Percentage	1.000, 6x, last at Austin Peay (2/21/19)
Rebounds	56, vs. Austin Peay (1/29/08)
Assists	31, at Austin Peay (2/28/13)
Steals	11, 2x, last vs. Tennessee State (3/3/22)
Blocks	14, vs. Morehead State (1/4/99)
Turnovers	30, vs. Austin Peay (1/29/08)
Fouls	37, 2x, last vs. Austin Peay (1/29/08)
Largest Margin of Victory	+33, vs. Tennessee State (1/6/00)
Largest Margin of Defeat	-36, 2x, last at Murray State (2/23/19)

Individual

Points	37, 2x, last by Tyler Stone at SIU Edwardsville (2/6/14)
FG Made	15, 2x, last by Tyler Stone at SIU Edwardsville (2/6/14)
FG Attempts	27, Roy Booker vs. Morehead State (1/26/06)
FG Percentage (min. 5 FG made)	1.000, 40x, last by Nate Johnson (7-of-7) at Incarnate Word (11/26/21)
3FG Made	9, Marland Smith vs. Eastern Illinois (2/9/13)
3FG Attempts	19, Cory Johnson at UT Martin (1/15/98)
3FG Percentage (min. 5 3FG made)	1.000, 4x, last by Eric McGill (6-of-6) vs. Murray State (2/4/16)
FT Made	16, Roy Booker at Tennessee Tech (1/21/06)
FT Attempts	20, Leon Powell vs. UT Martin (1/3/11)
FT Percentage (min. 8 FT made)	1.000, 25x, last by Manny Patterson (8-of-8) vs. UT Martin (2/24/22)
Rebounds	21, Bud Eley at Missouri State (12/22/98)
Assists	13, Kevin Roberts vs. Morehead State (2/6/03)
Steals	6, 7x, last by Nygal Russell vs. SIU Edwardsville (1/28/21)
Blocks	10, Bud Eley vs. Morehead State (1/4/99)
Turnovers	9, 2x, last by Paul Paradoski at Tennessee Tech (1/21/06)

Ohio Valley Conference Game Records

Points	37, 2x, last by Tyler Stone at SIU Edwardsville (2/6/14)
FG Made	15, 2x, last by Tyler Stone at SIU Edwardsville (2/6/14)
FG Attempts	27, Roy Booker vs. Morehead State (1/26/06)
FG Percentage (min. 5 FG made)	1.000, 26x, last by Nygal Russell (6-of-6) vs. Eastern Kentucky (2/20/21)
3FG Made	9, Marland Smith vs. Eastern Illinois (2/9/13)
3FG Attempts	19, Cory Johnson at UT Martin (1/15/98)
3FG Percentage (min. 5 3FG made)	1.000, 2x, last by Eric McGill (6-of-6) vs. Murray State (2/4/16)
FT Made	16, Roy Booker at Tennessee Tech (1/21/06)
FT Attempts	20, Leon Powell vs. UT Martin (1/3/11)
FT Percentage (min. 8 FT made)	1.000, 16x, last by Manny Patterson (8-of-8) vs. UT Martin (2/24/22)
Rebounds	16, Bud Eley at Eastern Kentucky (2/6/99)
Assists	13, Kevin Roberts vs. Morehead State (2/6/03)
Steals	6, 6x, last by Nygal Russell vs. SIU Edwardsville (1/28/21)
Blocks	10, Bud Eley vs. Morehead State (1/4/99)
Turnovers	9, Paul Paradoski at Tennessee Tech (1/21/06)



2022-23 SOUTHEAST MISSOURI BASKETBALL

ALL-TIME LETTERMEN



Name	Letters	Years	John Boggio	2	2002-04	Curtis Conyears	1	1980-81	Ken Foster	1	1953-54
Fred Abraham	2	1998-00	Luther Bonds	2	1992-94	Paul Copeland	4	1952-56	Brandon Foust	2	2006-08
Hayes Adams	3	1935-39	Roy Booker	1	2005-06	Barry Copelin	1	1977-78	Waylon Francis	2	2004-06
Jeff Adams	1	1979-80	John Boos	1	1971-72	Vernon Cornego	2	1972-74	Jerry Freshwater	4	1991-95
Paul Adams	1	1953-54	Neal Botsch	1	1967-68	Kahn Cotton	2	1997-99	Brent Fraeaeuf	2	1976-78
Aaron Adeoye	1	2014-15	John Boyd	2	1966-68	C.A. Cox	1	1948-49	Bill Funkhouser	1	1958-59
Darrious Agnew	2	2019-21	John Bradford	2	1950-52	Floyd Cox	3	1957-60	Isaiah Gable	3	2017-20
Tony Agosti	2	1938-40	Jarekious Bradley	2	2013-15	Adam Crader	3	2001-04	Jonathon Gaines	2	1990-92
Nana Akenten	2	2020-22	Claude Bragg	4	1928-32	Mike Crain	2	1992-94	Denny Gamon	2	1962-64
Anthony Allison	2	2009-11	Roscoe Branch	2	1939-41	Jewel Crawford	4	1980-84	Nolan Goulding	1	1960-61
Fred Anderson	2	1968-70	Dylan Branson	2	2020-pr.	Erwin Crecelius	1	1920-21	Milton Gehrs	3	1926-30
Jim Anderson	2	1970-72	Mike Branson	2	1998-00	Wayne Crippen	3	1956-59	Bill George	4	1953-57
Rolla Anderson	2	1941-43	Brandon Braswell	2	1989-91	Reginald Crisp	2	1995-97	Bill Giessing	4	1959-63
Tony Anderson	1	2015-16	Ledarius Brewer	2	2017-19	Grover Crites	2	1936-38	Gary Gilbert	4	1951-55
Joel Angus III	1	2015-16	Larry Briggs	4	1967-71	Cliff Cromer	2	1944-46	Bill Cohen	2	1941-43
Chris Arand	4	1981-85	Harold Brinkopf	2	1948-50	Nate Crowden	2	1978-80	George Godwin	4	1934-38
Kevin Arand	2	1972-74	James Brinkopf	2	1944-46	Khalil Cuffee	1	2018-19	Reggie Golson	2	2003-05
Paul Arand	2	1978-80	Leon Brinkopf	1	1944-45	Jonathan Dalton	3	2016-19	Robert Goodwin	3	1947-50
Ron Armstrong	2	1984-86	Marcus Brister	2	2010-12	Lyman Dole	1	1926-27	Dainmon Gonner	2	2003-05
Jim Baker	3	1972-75	Randy Brock	1	1983-84	Tim Daughtery	4	1921-26	Monte Gordon	2	2001-02
Mark Baker	2	1973-75	Lew Brookins	2	1981-83	Charles Davenport	4	1965-69	Dennis Govro	1	1921-22
Bob Ballenger	3	1954-57	Keith Brooks	3	1989-94	Eugene Dawson	1	1949-50	Bill Graham	2	1954-56
Elmer Balzer	3	1952-55	Erwin Brown	1	1977-78	Jerome Days	2	1994-96	Twyman Grant	1	1923-24
Rae-Vonn Banks	1	2009-10	Byron Bruffee	2	1956-58	Drew DeMond	3	2001-02	Cole Grapperhaus	1	2002-03
Desi Barmore	1	1978-79	Dante Bryant	1	1996-97	Kip Denkins	2	1986-88	Darrian Gray	2	2013-15
James Barnes	2	1990-92	Harold Buckhorn	1	1950-51	Bill DePriest	1	1969-70	Ron Gray	3	1958-61
Alan Barnett	2	1981-83	Hartford Buckminister	2	1925-27	Eelco Derks	4	1989-93	Weldon Gray	1	1948-49
Cary Barks	1	1976-77	Brian Bunche	2	1998-00	Don Deleting	2	1955-57	Bill Green	1	1974-75
Rae-Vonn Banks	1	2010-11	John Burford	1	1920-21	Russell Devore	4	1929-33	Brent Gregston	2	1970-72
Wally Barrows	1	1953-54	Roscoe Burgess	3	1927-30	Danny Dohogne	2	1989-91	Brandon Griffin	2	2002-04
Ray Bartle	2	1978-80	Bob Burns	1	1945-46	Robby Dosier	1	2015-16	Ken Grindstaff	1	1953-54
Bob Basola	2	1963-65	Don Burt	1	1943-44	Glen Doughty	1	1975-76	Mike Gross	4	1960-65
Roland Bassett	2	1975-77	Cameron Butler	2	2009-11	Roger Drake	2	1967-69	R.C. Grossheider	2	1966-68
Alex Beason	1	1991-92	Joe Cagle	4	1973-77	Jimmy Drew	2	2006-08	Ketshner Guerrier	2	2004-06
Jack Becker	1	1964-65	Alex Caldwell	2	2018-20	Tom Drexler	2	1963-65	Kyle Gullett	1	2015-16
Jack Behrens	3	1940-43	Don Call	2	1969-71	Delray Drury	1	1969-70	Carrel Gunnell	1	1940-41
Bill Bekebrede	2	1964-66	Jamaal Calvin	4	2013-17	Ken Dyson	1	1960-61	Eddie Gunns	1	1991-92
Ryan Belcher	1	2004-05	George Camp	1	1960-61	Tahj Eaddy	1	2016-17	Charles Haas	1	1956-57
Jaylen Benton	1	2016-17	Dan Campbell	1	1945-46	John Economos	2	1995-97	Bob Hagedorn	1	1958-59
Jim Belobraydic	2	1950-52	James Campbell	2	1980-82	Cecil Edmondson	1	1921-21	Brett Hale	4	2001-05
Sam Below	2	1961-63	Jacob Carey	1	1978-79	Chris Edwards	4	1983-87	Weldon Hager	3	1943-48
Farrell Benefiel	2	1947-49	Jim Carter	2	1964-66	Rich Eichhorst	4	1952-56	Paul Hale	2	1971-73
Mark Bentlage	2	1975-78	Randy Carter	3	1973-76	William "Bud" Eley	4	1995-99	Anthony Hall	2	1984-86
Clarence Bergman	3	1928-31	Chris Chambers	2	1994-96	Riley Ellis	2	1984-86	Phillip Hall	1	1944-45
Joe Bertling	1	1951-52	Joseph Chavez	1	1944-45	Bill Engleman	2	1950-52	Paul Haman	4	1939-46
Charlie Bertrand	4	1964-68	Antonius Cleveland	4	2013-17	Ray Estes	4	1949-53	Rich Hantak	1	1983-84
Mark Beussink	2	1975-77	Percy Clippard	3	1949-52	Gary Evans	1	1958-59	Chris Harris	3	2019-pr.
Carl Bidewell	3	1940-43	Kirt Cochran	2	1984-86	Ron Evans	1	1982-83	C.P. Harris	3	1922-25
Burl Billington	1	1938-39	Bob Coffey	2	1948-50	John Everette	1	1990-91	Darryl Harris	3	1981-89
Leonard Bishop	2	1972-74	Johnnie Coleman	3	1988-91	Colin Ferguson	1	2012-13	Mort Harris	3	1926-29
Bruce Bisset	1	1932-33	Ladarius Coleman	1	2014-15	Walter Ford	4	1928-32	Eddie Hart	2	1981-85
Paul Blain	2	1959-61	Cleo Conley	2	1986-88	Danny Foster	1	1978-79	Marcus Harvey	1	1972-73



2022-23 SOUTHEAST MISSOURI BASKETBALL

ALL-TIME LETTERMEN

Allen Hatchett	2	1995-97	Calvin Jones	2	1988-90	Ken Long	1	1956-58	Don Metz	3	1967-70
Jim Haug	2	1984-86	Eric Jones	1	2005-06	Parker Long	2	2020-22	Jim Meyer	1	1963-64
Arvin Haynes	2	1977-79	Isiah Jones	2	2014-16	John Lorberg	1	1957-58	Louis Meyer	4	1921-25
Les Hemmer	2	1962-64	J.T. Jones	1	2014-15	Mike Lerch	1	1960-61	Paul Meyer	3	1956-59
Damarcus Hence	4	2001-04	Nyah Jones	2	1999-01	Donnie Lewis	2	2017-19	Kermit Meystedt	3	1964-67
Cornall Henderson	4	1972-76	Rob Jones	1	1990-91	Jordan Love	2	2019-21	Iverson Mitchei	2	1923-25
Ted Henderson	1	1987-88	Rolin Jones	3	1932-35	Ralph Lowry	1	1944-45	Dwayne Miles	2	1956-58
Malcolm Henry	4	1985-89	Sam Jones	1	1932-33	Kenneth Luke	2	1936-38	LaQuentin Miles	1	2009-10
Ralph Henson	3	1985-88	Tony Jones	2	1983-85	Joe Luker	1	1960-61	Bob Miller	4	1960-64
Charles Herbert	3	1985-88	Waylan Jones	2	2010-12	Bob Lutsch	1	1961-62	Dennis Miller	1	1925-26
Jaycen Herring	1	2008-09	Bill Jordan	4	1960-64	Richard Lyte	1	1996-97	Jack Miller	1	1921-22
Ron Hextell	1	1965-66	Kenny Jordan	2	1979-81	Doyle Mabury	4	1955-59	John Miller	1	1969-70
Gene Hill	2	1964-66	Oscar Kao	2	2018-20	William Mahew	2	1925-27	Dan Milligan	4	1965-69
Jim Hill	1	1980-81	Perry Kegly	2	1959-61	Denzel Mahoney	2	2016-18	Don Mirth	2	1956-58
Johnny Hill	4	2006-10	Quinton Kellar	2	1994-47	Bob Manns	2	1950-52	Tom Mitchel	2	1974-76
Sam Hill	2	1972-74	Lakeo Keller	2	1996-98	Rod Mansker	1	1957-58	Bob Mize	2	1947-49
James Hines	2	1949-51	Trey Kellum	2	2015-17	Dennis Maritz	4	1970-74	Nick Momot	1	1949-50
Willard Hobbs	2	1929-31	Coultas Kemp	1	1927-28	Kevin Marquardt	2	1978-80	David Montgomery	2	1996-98
Floyd Hodge	1	1960-61	Joe Kersting	1	1951-52	Gerald Martin	1	1960-61	Herbert Moore	2	1921-23
Skyler Hogan	2	2018-20	Arthur Kiehne	4	1923-27	Fred Masteller	2	1933-35	Kenard Moore	1	2008-09
Paul Holifield	1	1960-61	Edwin Kiehne	2	1921-25	Guy Matthews	1	1921-22	Jermall Morgan	2	1993-95
Will Holifield	1	2013-14	Harold Kiehne	4	1934-38	Don Maxey	3	1949-52	Matt Morris	4	1997-01
Anthony Holt	1	1994-95	Bill Kies	1	1937-38	Andy Maxwell	1	1970-71	Michael Morris	4	1984-88
Richard Hoot	1	1944-45	Aven Kinder	1	1923-24	Jajuan Maxwell	3	2006-10	Evan Morrison	1	2019-20
Ron Hooten	1	1960-61	Demetrius King	2	2001-03	Dan May	4	1967-71	Ray Mosby	2	1975-77
Brainard Hope	1	1927-28	James King	1	1969-70	Carl Mayer	4	1935-40	Russ Mothershead	3	1975-78
Charles Hopson	1	1986-87	Jim King	1	1970-71	Harold McAdams	2	1983-85	Herb Mulkey	4	1938-42
Zach House	2	2010-12	Mike Kirby	2	1976-78	Leo McClard	1	1944-45	Gene Munger	3	1953-56
Bob Howard	1	1948-49	Dave Kirk	1	1963-64	Leroy McClard	1	1944-45	Greg Neihart	1	1971-72
Steve Howell	2	1964-66	Israel Kirk	2	2008-10	Tony McClellon	3	1980-83	Mike Nelke	1	2003-05
Brady Howe	1	1974-75	Robert Kirkpatrick	1	1955-56	Donnie McClinton	2	1982-84	DQ Nicholas	3	2019-22
William Hubbard	4	1931-35	Devron Kirksey	3	1994-97	Eric McCrary	1	2009-10	Willis Nichols	3	1946-49
Camille Huber	4	1930-34	Richard Klasing	1	1949-50	Emmanuel McCuthison	2	1999-01	Carl Nicholson	2	1985-88
Herman Hunt	1	1970-71	Terry Klein	1	1966-67	Charles McDermott	1	1943-44	Jerry Nicholson	1	1967-68
Mike Hunt	1	1977-78	Jack Klosterman	4	1941-48	Gene McDonald	4	1933-37	Larry Nickell	1	1960-61
Paul Hunter	3	1925-28	Tom Krebs	3	1956-59	Joe McDonald	4	1933-37	Nick Niemczyk	2	2011-13
Jere Huss	1	1961-62	Devon Lake	3	1989-93	Larry McDonnell	1	1943-44	Pat Niemczyk	1	1979-80
Carl Jacobs	1	1978-79	Luther Lake	1	1926-27	Lloyd McDowell	2	1934-36	Doan Noce	1	1927-28
Lynn James	1	1924-25	Jeff Landgraf	3	1970-73	Ray McFarland	1	1956-57	Henry Norman	3	1935-38
Paul Jenkins	1	1925-26	Vernon Landgraf	2	1942-47	Ernest McFerron	2	1974-76	William Norvell	1	1943-44
Bob Johnson	1	1977-78	Eddie Lane	1	1981-82	Lennies McFerron	1	1973-74	Marion Nothdurft	1	1937-38
Cory Johnson	2	1997-99	Josh Langford	2	2013-15	William McGheehon	4	1945-49	Logan Nutt	1	2011-12
David Johnson	2	2006-08	Charles LaPierre	3	1930-34	Eric McGill	1	2015-16	Lucas Nutt	4	2010-14
Don Johnson	1	1977-79	Mark Laros	2	2017-19	Gabe McGlothlan	1	2018-19	Roger Oldfield	1	1957-58
Fred Johnson	1	1971-72	Mitchell Launius	1	1945-46	Harold McLaughlin	1	1947-48	Frank Owen	4	1932-36
Kenny Johnson	1	2001-02	Larry Lawrence	2	1972-74	Gary McLeod	1	1957-58	Nathan Owen	2	1997-99
Mark Johnson	2	1993-95	Archie Lawson	2	1986-88	Alvin McRaven	2	1944-47	Dan Padgett	2	1979-81
Nate Johnson	2	2020-pr.	Mark Lewis	2	1983-85	Paul McRoberts	1	2013-14	Larry Page	1	1982-83
Nino Johnson	4	2011-15	Mike Lewis	4	1987-91	Terry Mead	2	1981-83	Paul Paradoski	2	2004-06
Roderick Johnson	2	1998-00	Joe Loewe	1	1953-54	Ray Meton	1	1942-43	William Parker	3	1937-40
A.J. Jones	1	2012-13	Jim Logan	2	1979-81	John Merrick	2	1967-69	Manny Patterson	2	2020-22
Bijon Jones	1	2008-09	Jim Long	1	1969-70	Robert Merrick	4	1946-50	Josh Payne	1	1994-95

2022-23 SOUTHEAST MISSOURI BASKETBALL

ALL-TIME LETTERMEN



Mike Payne	2	1970-72	Phillip Russell	1	2021-pr.	Charles Sullivant	1	1949-50	Derrick White	2	1993-95
Roderick Pearson	2	2006-08	Dwayne Rutherford	4	1986-90	Doyle Summers	1	1922-23	Ed White	1	1943-44
Sam Pearson	1	2009-10	Stanley Rutledge	3	1986-89	Elmer Sutterfield	1	1922-23	Jared White	1	2012-13
Thomas Peeler	1	1948-49	Mike Ryan	1	1976-77	James Sutton	2	1993-95	Tyrell White	2	2005-07
Dionte Perry	1	2006-07	Fred Saalfeld	2	1954-56	Steve Switzer	1	1983-84	Jim Wiessenborn	1	1953-54
Dorst Pfothenhauer	4	1926-30	Brandon Samuels	1	1991-92	Robert Talbert	2	1927-29	Corey Wilford	2	2011-13
Dawson Pikey	2	1959-61	Amory Sanders	2	1999-01	Steve Tappmeyer	2	1977-79	Robin Wilhoit	4	1976-80
Dave Pilla	1	1976-77	Scott Sanford	1	1992-93	Earnest Taylor	2	1988-90	Ken Wilkerson	2	1964-66
Garry Pirsch	4	1972-76	John Sanchez	4	1976-80	Nolan Taylor	1	2020-21	Telvin Wilkerson	1	2011-12
Michael Poole	2	1982-84	Chester Sarff	2	1929-31	Marvin Teel	2	1961-63	Charles Williams	1	1986-87
Michael Porter	2	2011-13	Jefferson Sarff	1	1928-29	Thomas Thames	2	1989-91	Clarence Williams	1	1928-29
Otto Porter	2	1979-81	Dewayne Saulsberry	1	1997-98	T.J. Thomas	1	2014-15	Curtis Williams	3	1964-67
Leon Powell	2	2010-12	Don Schaffer	1	1969-70	Anthony Thomas	4	1978-82	Terrick Willoughby	4	2003-07
Norman Prather	1	2003-04	Tim Scheer	4	2000-03	Bass Thomas	1	1981-82	Jerry Wilson	2	1950-52
Don Pritchard	3	1931-34	Fred Scheppman	1	1922-23	Ryan Thomas	2	1998-00	Derek Winans	4	2001-05
Marvin Proffer	4	1950-53	Edwin Schmidt	1	1928-29	Derek Thompson	1	2009-10	Lawrence Wilson	4	1986-90
Ray Pugh	3	1985-89	Nate Schulte	1	2010-11	J.J. Thompson	1	2014-15	Quatarrius Wilson	1	2019-20
Dave Radcliff	2	1941-43	Colby Scott	1	1975-76	James Thornton	2	1935-38	Tony Wofford	2	1991-93
Martin Radmer	3	1944-47	Curtis Shelton	4	1990-94	Thal Thrower	2	1963-65	Forrest Woodfork	2	1986-88
Ronny Rankin	2	1984-96	Joel Shelton	1	2001-02	Tom Thrower	1	1957-58	Caleb Woods	2	2013-15
James Ranney	1	1920-21	Darien Shepard	2	1988-90	Royal Tibi	1	1921-22	Current lettermen in Bold		
Paul Ranson	3	1961-64	Dave Shipley	4	1975-79	Kevin Timmerman	2	1975-77			
Denzil Ratliff	1	1960-61	Antonio Short	2	1999-01	Jacob Tolbert	1	2012-13			
Vivan Reed	3	1959-62	John Shoush	2	1967-69	Sage Tolbert	1	2018-20			
Clifford Reedy	1	1943-44	Hub Shroyer	2	1936-38	Naemon Townsend	2	1962-64			
C.J. Reese	1	2013-14	Gene Sides	1	1932-33	Don Tune	1	1958-59			
Bob Reiche	3	1959-62	Daniel Simmons	2	2016-18	Derick Turner	2	1985-87			
Andrew Reid	2	1970-72	John Simpson	1	1988-89	Dwight Turner	4	1962-66			
John Reid	1	1958-59	Bill Sims	2	1954-56	Rich Turner	1	1969-70			
Michael Rembert	2	2006-08	Randy Since	1	1970-71	Don Tuttle	2	1968-70			
Keith Ressel	2	1988-90	Matt Sisley	2	1992-94	Joe Uhls	3	1940-48			
Ted Reynolds	2	1975-77	Bob Smith	3	1950-53	Pete Ulmer	3	1965-68			
Larry Rhodes	2	1963-65	Butch Smith	1	1966-67	Robert Umfleet	1	1956-57			
Marcus Rhodes	2	2006-08	Lloyd Smith	2	1922-24	Larry Underwood	3	1965-68			
Scott Richards	2	1979-81	Marland Smith	4	2009-13	Herb Upton	4	1944-49			
Don Richardson	1	1942-43	Michael Smith	1	1980-81	Steve Valli	2	1973-75			
John Richie	1	1958-59	Travis Smith	4	1994-98	Tim Van Meter	2	1920-22			
Irvin Richmond	3	1937-40	Elmer Solberg	2	1947-49	Urah Vardell	1	1958-59			
Albert Riedel	1	1943-44	Bob Speidel	2	1949-51	Bob Varel	1	1965-66			
Don Ringstaff	2	1962-64	Mark Steighorst	1	1971-72	Anthony Vernon	4	1980-84			
Ray Rippelmeyer	3	1953-55	Butch Steigman	2	1961-63	Freddie Vest	1	1948-49			
Carl Ritter	4	1958-63	James Stephens	1	1959-60	Ed Viehmann	1	1953-54			
Kevin Roberts	2	2001-03	Jaylin Stewart	1	2015-16	Milos Vranes	2	2016-18			
Bill Robinson	2	1953-55	Hunter Stiegemeier	2	1976-78	Tom Wade	1	1977-78			
Pili Robinson	2	1991-95	Randy Stockbarger	1	1969-70	Jerry Walker	1	1969-70			
Larry Rogers	1	1974-75	Michael Stokes	2	1999-01	Marvin Walker	1	1958-59			
Terry Rogers	1	2001-02	Tyler Stone	3	2011-14	Randy Walker	1	1944-45			
Terrill Rolling	2	1990-92	Kyle Stroder	1	2013-14	Marcus Wallace	1	2014-15			
Elmer Rudloff	2	1956-58	Robert Stout	1	1948-49	Demetrius Watson	2	1997-99			
Jack Russell	4	1940-44	John Stuhlmann	1	1967-68	Daniel Weaver	2	2000-02			
LaMont Russell	2	2008-10	Jerry Suedekum	1	1964-65	Warren Wendling	2	1980-82			
Nygall Russell	4	2018-22	Owen Suggs	1	1975-76	Calvert White	2	1996-98			



2022-23 SOUTHEAST MISSOURI BASKETBALL

COACHING HISTORY

Clyde Elder

	Overall	Pct.
1906-07	0-2	.000

Eugene Wells

	Overall	Pct.
1907-08	3-0	1.000

Ferdinal Courleux

	Overall	Pct.
1908-09	-	-
1915-16	-	-
1916-17	-	-
1917-18	-	-
1918-19	-	-
1919-20	-	-
1920-21	-	-
1921-22	-	-
1922-23	-	-
1923-24	-	-
1924-25	-	-
1925-26	-	-
1926-27	1-7	.125
1927-28	3-11	.214
1929-30	1-15	.062
Total	98-97	.502

H.F. Schulte

	Overall	Pct.
1909-10	-	-
1910-11	-	-
1911-12	-	-
Total	12-6	.667

W.F. Cobb

	Overall	Pct.
1912-13	-	-
1913-14	-	-
1914-15	-	-
Total	10-5	.667

Jerry Lewis

	Overall	Pct.
1928-29	0-15	.000

George Flamank

	Overall	Pct.
1930-31	3-11	.214
1931-32	7-7	.500
Total	10-18	.357

Emmitt Stuber

	Overall	Pct.
1932-33	8-9	.471
1933-34	8-8	.500
1934-35	6-12	.333
1943-44	11-3	.786
1944-45	13-3	.813
1945-46	13-3	.813
Total	59-38	.608

Charles Harris

	Overall	Pct.
1935-36	14-3	.824
1936-37	13-3	.813
1937-38	10-6	.625
1938-39	11-7	.611
1939-40	7-12	.368
1940-41	9-11	.450
1941-42	12-6	.667
1942-43	19-6 \$.760
Total	95-54	.638

\$ - NAIA National Champions

Joe McDonald

	Overall	Pct.
1946-47	11-8	.579
1947-48	10-9	.526
1948-49	7-12	.368
Total	28-29	.491

John Adams

	Overall	Pct.
1949-50	6-13	.316
1950-51	3-16	.158
1951-52	5-12	.294
Total	14-41	.255

Ralph Pink

	Overall	Pct.
1952-53	13-8	.619
1953-54	12-8	.600
1954-55	15-6	.714
1955-56	12-7	.631
1956-57	5-13	.278
1957-58	11-9	.550
Total	68-51	.569

Charles Parsley

	Overall	Pct.
1958-59	11-9	.550
1959-60	13-9	.591
1960-61	25-3	.893
1961-62	18-7 ! #	.720
1962-63	21-4 !	.840
1963-64	18-5 !	.783
1964-65	15-8	.652
1965-66	13-9	.591

1966-67	15-6	.714
1967-68	8-14	.363
1968-69	7-15	.318
1969-70	9-12	.429
Total	173-101	.631

! - MIAA Champions / # - NCAA Participant

Bob Cradic

	Overall	Pct.
1970-71	13-10	.565
1971-72	15-9	.625
1972-73	11-13	.458
1973-74	10-14	.417
1974-75	14-12	.538
1975-76	5-19	.208
Total	68-77	.469

Carroll Williams

	Overall	Pct.
1976-77	8-18	.308
1977-78	11-15	.423
1978-79	19-9 #	.679
1979-80	14-12	.538
1980-81	11-16	.407
Total	63-70	.474

- NCAA Participant

Ron Shumate

	Overall	Pct.	MIAA	Pct.
1981-82	21-10 ! #	.677	9-3	.750
1982-83	25-6 ! #	.806	10-2	.833
1983-84	16-12	.571	7-5	.583
1984-85	24-8 ! #	.750	9-3	.750
1985-86	27-7 ! # %	.794	10-2	.833
1986-87	20-11 #	.645	8-6	.571
1987-88	28-4 ! #	.875	13-1	.929
1988-89	27-6 ! #	.818	12-2	.857
1989-90	26-5 #	.839	14-2	.875
1990-91	21-7	.750	12-4	.750
Total	235-76	.756	104-30	.776

! - MIAA Champions / # - NCAA Participant

% - NCAA National Finals Participant

NCAA Division I Era

	Overall	Pct.	OVC	Pct.
1991-92	12-16	.429	5-9	.357
1992-93	16-11	.593	9-7	.563
1993-94	10-17	.370	5-11	.313
1994-95	13-14	.481	7-9	.438
1995-96	8-19	.296	5-11	.313
1996-97	12-18	.400	9-9	.500
Total	71-95	.428	40-56	.417
Overall Total	306-171	.641		

**Gary Garner**

	Overall	Pct.	OVC	Pct.
1997-98	14-13	.519	10-8	.556
1998-99	20-9	.690	15-3	.833
1999-00	24-7 ! #	.774	14-4	.778
2000-01	18-12	.600	8-8	.500
2001-02	6-22	.214	4-12	.250
2002-03	11-19	.367	5-11	.313
2003-04	11-16	.407	4-12	.250
2004-05	15-14	.517	9-7	.563
2005-06	7-20	.259	4-16	.200
Total	126-132	.488	73-81	.474

! - OVC Champions / # - NCAA Participant

Scott Edgar

	Overall	Pct.	OVC	Pct.
2006-07	11-20	.355	9-11	.450
2007-08	1-19*	.050	1-13	.071
2008-09	3-9	.231	-	-
Total	15-48	.238	10-24	.294

* - 11 wins were vacated due to NCAA Division I infractions

Zac Roman

	Overall	Pct.	OVC	Pct.
2008-09	-	-	0-18	.000
Total	0-18	.000	0-18	.000

Coached the final 18 games of the 2008-09 season

Dickey Nutt


	Overall	Pct.	OVC	Pct.
2009-10	7-23	.233	3-15	.167
2010-11	10-22	.313	6-12	.333
2011-12	15-16	.484	9-7	.563
2012-13	17-16	.515	8-8	.500
2013-14	18-14	.563	8-8	.500
2014-15	13-17	.433	7-9	.438
Total	80-108	.426	41-59	.410

Rick Ray

	Overall	Pct.	OVC	Pct.
2015-16	5-24	.172	2-14	.125
2016-17	15-18	.455	9-7	.563
2017-18	14-17	.452	8-10	.444
2018-19	10-21	.323	5-13	.278
2019-20	7-24	.226	3-15	.167
Total	51-104	.329	27-59	.314

Brad Korn

	Overall	Pct.	OVC	Pct.
2020-21	11-16	.407	9-11	.450
2021-22	14-18	.438	8-9	.471
Total	25-34	.424	17-20	.459

**Ron Schumate****Gary Garner****Brad Korn**



2022-23 SOUTHEAST MISSOURI BASKETBALL

OVC TOURNAMENT HISTORY

Southeast Missouri's OVC Tournament Breakdown

Appearances (Years).....	17
(1997, 1998, 1999, 2000, 2001, 2002, 2003, 2005, 2007, 2011, 2012, 2013, 2014, 2015, 2017, 2021, 2022)	
Record.....	12-16
Record at Municipal Auditorium.....	5-6
Record at Ford Center.....	1-2
Titles.....	1 (2000)
First Appearance.....	1997
Last Appearance.....	2022
Last OVC Tournament Result:	
Lost to #1 Murray State, 88-74, 3/4/22	
Championship Game Appearances.....	2
(1999, 2000)	

Southeast Missouri's OVC Tournament Record As:

#2 Seed.....	5-1
#4 Seed.....	1-1
#5 Seed.....	2-4
#6 Seed.....	3-5
#7 Seed.....	1-3
#8 Seed.....	0-2

Southeast Missouri's OVC Tournament Record Vs:

#1 Seed.....	1-3
#2 Seed.....	0-4
#3 Seed.....	2-4
#4 Seed.....	0-4
#5 Seed.....	1-1
#6 Seed.....	2-0
#7 Seed.....	4-0
#8 Seed.....	2-0

Southeast Missouri's OVC Tournament Records Vs.

*Austin Peay (last played in 2011).....	0-3
*Eastern Illinois (last played in 2014).....	3-0
*Eastern Kentucky (last played in 2014).....	2-3
Jacksonville State (last played in 2017).....	0-1
Middle Tennessee (last played in 2000).....	2-1
*Morehead State (last played in 2003).....	0-3
*Murray State (last played in 2022).....	2-2
*Tennessee State (last played in 2022).....	2-0
*Tennessee Tech (last played in 2012).....	0-3
*UT Martin (last played in 2000).....	1-0
* - Active OVC Members	

Southeast Missouri's OVC All-Tournament Selections

Mike Branson, F.....	1999
Bud Eley, C.....	1999
Mike Branson, F.....	2000
Roderick Johnson, F.....	2000
Denzel Mahoney, G.....	2017

All-Time Championship Breakdown

Murray State.....	18
Western Kentucky.....	10
Eastern Kentucky.....	6
Middle Tennessee.....	5
Austin Peay.....	5
Morehead State.....	5
Belmont.....	2
Tennessee State.....	2

Akron.....	1
Eastern Illinois.....	1
Southeast Missouri.....	1
Tennessee Tech.....	1
Jacksonville State.....	1

Team Records in OVC Tournament

Akron (1978-87).....	4-2
Austin Peay (1962-22).....	44-37
Belmont (2012-22).....	10-7
East Tennessee State (1957-78).....	3-6
Eastern Illinois (1996-present).....	7-15
Eastern Kentucky (1948-2021).....	39-35
Evansville (1948-52).....	1-4
Jacksonville State (2003-2021).....	8-7
Louisville (1948-50).....	2-1
Marshall (1949-52).....	2-4
Middle Tennessee State (1952-00).....	23-24
Morehead State (1948-present).....	38-45
Murray State (1948-22).....	73-38
Samford (2003-08).....	3-5
Southeast Missouri (1991-present).....	12-16
SIU Edwardsville (2012-present).....	0-6
Tennessee State (1986-present).....	13-27
Tennessee Tech (1949-present).....	26-45
UT Martin (1992-present).....	5-12
Western Kentucky (1948-82).....	34-7
Youngstown State (1980-88).....	3-5

NCAA Tournament

Appearances (Year).....	1 (2000)
Record.....	0-1
Result:	
Lost to LSU, 64-61, in First Round at Salt Lake City, Utah	

Results of OVC Tournaments which Southeast Missouri Participated

1997 - Nashville, Tennessee

Gaylord Entertainment Center

First Round (at campus sites)

#1 Austin Peay 106, #8 Morehead State 83
#2 Murray State 76, #7 Tennessee State 63
#3 Middle Tennessee 89, #6 Southeast Missouri 74
#4 Tennessee Tech 83, #5 Eastern Illinois 81

Semifinals

Austin Peay 70, Tennessee Tech 60
Murray State 74, Middle Tennessee 48

Championship

Murray State 88, Austin Peay 85 ^{OT}

1998 - Nashville, Tennessee

Gaylord Entertainment Center

First Round (at campus sites)

#1 Murray State 84, #8 Tennessee Tech 63
#7 Tennessee State 84, #2 Eastern Illinois 79
#3 Middle Tennessee 61, #6 Eastern Kentucky 49
#4 Austin Peay 76, #5 Southeast Missouri 46

Semifinals

Murray State 81, Austin Peay 56
Tennessee State 74, Middle Tennessee 70

Championship

Murray State 92, Tennessee State 69

1999 - Nashville, Tennessee

Gaylord Entertainment Center

First Round (at campus sites)

#1 Murray State 96, #8 Tennessee Tech 61
#2 Southeast Missouri 78, #7 Eastern Illinois 57
#3 Middle Tennessee 75, #6 Tennessee State 68
#5 Morehead State 82, #4 Austin Peay 77

Semifinals

Murray State 92, Morehead State 69
Southeast Missouri 82, Middle Tennessee 74

Championship

Murray State 62, Southeast Missouri 61
--

2000 - Nashville, Tennessee

Gaylord Entertainment Center

First Round (at campus sites)

#1 Murray State 83, #8 Tennessee State 58
#2 Southeast Missouri 76, #7 UT Martin 74
#6 Middle Tennessee 87, #3 Tennessee Tech 70
#4 Eastern Illinois 107, #5 Austin Peay 100 ^{2OT}

Semifinals

Murray State 89, Eastern Illinois 70
Southeast Missouri 78, Middle Tennessee 60

Championship

Southeast Missouri 67, Murray State 56
--

2001 - Nashville, Tennessee

Gaylord Entertainment Center

First Round (at campus sites)

#1 Tennessee Tech 69, #8 UT Martin 58
#2 Eastern Illinois 102, #7 Morehead State 80
#3 Murray State 114, #6 Tennessee State 100
#4 Austin Peay 72, #5 Southeast Missouri 70 ^{OT}

Semifinals

Austin Peay 83, Tennessee Tech 63
Eastern Illinois 97, Murray State 71

Championship

Eastern Illinois 84, Austin Peay 83

2002 - Louisville, Kentucky

Kentucky International

Convention Center

First Round (at campus sites)

#1 Tennessee Tech 73, #8 Southeast Missouri 56
#2 Morehead State 91, #7 Tennessee State 82
#3 Murray State 103, #6 Eastern Illinois 56

#4 Austin Peay 72, #5 UT Martin 69

Semifinals

Tennessee Tech 86, Austin Peay 77
Murray State 89, Morehead State 75

Championship

Murray State 70, Tennessee Tech 69

2022-23 SOUTHEAST MISSOURI BASKETBALL

OVC TOURNAMENT HISTORY



2003 - Nashville, Tennessee

Gaylord Entertainment Center

First Round (at campus sites)

- #1 Austin Peay 83, #8 Eastern Kentucky 80
- #2 Morehead State 91, #7 Southeast Missouri 84
- #3 Tennessee Tech 76, #6 UT Martin 62
- #4 Murray State 74, #5 Eastern Illinois 63

Semifinals

- Austin Peay 59, Murray State 58 ^{OT}
- Tennessee Tech 88, Morehead State 71

Championship

- Austin Peay 63, Tennessee Tech 57

2005 - Nashville, Tennessee

Gaylord Entertainment Center

First Round (at campus sites)

- #1 Tennessee Tech 72, #8 Eastern Illinois 68
- #2 Eastern Kentucky 74, #7 Tennessee State 68
- #6 Southeast Missouri 61, #3 Murray State 58
- #5 Austin Peay 71, #4 Samford 60

Semifinals

- Austin Peay 67, Tennessee Tech 61
- Eastern Kentucky 69, Southeast Missouri 52

Championship

- Eastern Kentucky 52, Austin Peay 46

2007 - Nashville, Tennessee

Gaylord Entertainment Center

First Round (at campus sites)

- #1 Austin Peay 89, #8 Tennessee State 84 ^{OT}
- #2 Eastern Kentucky 63, #7 Morehead State 45
- #3 Tennessee Tech 88, #6 Southeast Missouri 60
- #5 Samford 70, #4 Murray State 60

Semifinals

- Austin Peay 65, Samford 55
- Eastern Kentucky 57, Tennessee Tech 54

Championship

- Eastern Kentucky 63, Austin Peay 62

2011 - Nashville, Tennessee

Municipal Auditorium

First Round

- #8 UT Martin 68, #5 Tennessee State 64
- #7 Southeast Missouri 65, #6 Eastern Kentucky 49

Quarterfinals

- #4 Tennessee Tech 83, UT Martin 59
- #3 Austin Peay 76, Southeast Missouri 60

Semifinals

- Tennessee Tech 64, #1 Murray State 59
- #2 Morehead State 68, Austin Peay 49

Championship

- Morehead State 80, Tennessee Tech 73

2012 - Nashville, Tennessee

Municipal Auditorium

First Round

- #5 Southeast Missouri 75, #8 Eastern Kentucky 65
- #7 Jacksonville State 75, #6 Austin Peay 70

Quarterfinals

- #4 Tennessee Tech 77, #5 Southeast Missouri 73
- #3 Morehead State 68, #6 Jacksonville State 54

Semifinals

- #1 Murray State 78, #4 Tennessee Tech 58
- #2 Tennessee State 59, #3 Morehead State 52

Championship

- #1 Murray State 54, #2 Tennessee St. 52

2013 - Nashville, Tennessee

Municipal Auditorium

First Round

- #5 Morehead State 73, #8 UT Martin 66
- #6 Southeast Missouri 78, #7 Eastern Illinois 68

Quarterfinals

- #4 Tennessee State 88, #5 Morehead State 75
- #3 Eastern Kentucky 84, #6 Southeast Missouri 69

Semifinals

- #1 Belmont 82, #4 Tennessee State 73
- #2 Murray State 81, #3 Eastern Kentucky 73

Championship

- #1 Belmont 70, #2 Murray State 68

2014 - Nashville, Tennessee

Municipal Auditorium

First Round

- #5 Tennessee Tech 74, #8 SIU Edwardsville 67
- #6 Southeast Missouri 79, #7 Eastern Illinois 61

Quarterfinals

- #4 Morehead State 76, #5 Tennessee Tech 61
- #3 Eastern Kentucky 84, #6 Southeast Missouri 76

Semifinals

- #1 Belmont 86, #4 Morehead State 63
- #3 Eastern Kentucky 86, #2 Murray State 83

Championship

- #3 Eastern Kentucky 79, #1 Belmont 73

2015 - Nashville, Tennessee

Municipal Auditorium

First Round

- #5 Morehead State 79, #8 Southeast Missouri 74
- #6 Eastern Illinois 78, #7 SIU Edwardsville 66

Quarterfinals

- #5 Morehead State 76, #4 UT Martin 65
- #3 Belmont 97, #6 Eastern Illinois 64

Semifinals

- #1 Murray State 80, #5 Morehead State 77
- #3 Belmont 53, #2 Eastern Kentucky 52

Championship

- #3 Belmont 88, #1 Murray State 87

2017 - Nashville, Tennessee

Municipal Auditorium

First Round

- #5 Southeast Missouri 78, #8 Tennessee State 75 ^{OT}
- #7 Murray State 85, #6 Tennessee Tech 84 ^{2OT}

Quarterfinals

- #4 Jacksonville State 74, #5 Southeast Missouri 51
- #7 Murray State 75, #3 Morehead State 69

Semifinals

- #4 Jacksonville State 65, #1 Belmont 59
- #2 UT Martin 73, #7 Murray State 67

Championship

- #4 Jacksonville State 66, #2 UT Martin 55

2021 - Evansville, Indiana

Ford Center

First Round

- #1 Belmont 78, #8 SIU Edwardsville 61
- #4 Jacksonville State 68, #5 Murray State 65
- #3 Eastern Kentucky 70, #6 Austin Peay 67
- #2 Morehead State 61, #7 Southeast Missouri 54

Semifinals

- #1 Belmont 72, #4 Jacksonville State 69
- #2 Morehead State 67, #3 Eastern Kentucky 64

Championship

- #2 Morehead State 86, #1 Belmont 71

2022 - Evansville, Indiana

Ford Center

First Round

- #5 Tennessee State 77, #8 SIU Edwardsville 62
- #7 Tennessee Tech 78, #6 Austin Peay 51

Quarterfinals

- #4 Southeast Missouri 79, #5 Tennessee State 55
- #3 Morehead State 73, #7 Tennessee Tech 56

Semifinals

- #1 Murray State 88, #4 Southeast Missouri 74
- #3 Morehead State 53, #2 Belmont 51

Championship

- #1 Murray State 71, #3 Morehead State 67



2022-23 SOUTHEAST MISSOURI BASKETBALL

YEARLY RESULTS (SINCE 1962)

1961-62

Overall Record: 18-7
Head Coach: Charles Parsley

Opponent		SE	OPP
Arkansas State Teachers	W	83	74
Arkansas State	L	65	66
MacMurray (Ill.)	W	91	66
Kentucky Wesleyan	W	71	69
Concordia (St. Louis)	W	74	58
Peru State (Neb.)	L	61	65
Ottawa (Kan.)	W	88	66
Missouri S&T	W	93	71
Arkansas Tech	L	83	84
Central Missouri	L	69	76
Arkansas State	W	83	58
Northwest Missouri	W	65	62
Truman State	W	72	59
Northwest Missouri	W	86	56
Kentucky Wesleyan	L	83	93
Missouri State	W	91	67
Central Missouri	W	76	69
Missouri State	L	56	64
Missouri S&T	W	93	68
Truman State	W	77	74
Central Missouri	W	74	66
Missouri S&T	W	95	91 ^{OT}
Abilene Christian	W	57	55
Arkansas State	W	76	64
Nebraska Wesleyan	L	61	71 ^{OT}

* MIAA Champions

* NCAA Southwest Regional Participant

1962-63

Overall Record: 21-4
Head Coach: Charles Parsley

Opponent		SE	OPP
Union University	W	97	73
Arkansas State	W	90	81
Concordia (St. Louis)	W	91	74
UT Martin	W	93	77
Panhandle A&M	W	95	68
Missouri S&T	W	95	79
Missouri State	W	71	64
Northwest Missouri	W	92	70
Central Missouri	W	76	75
Concordia (St. Louis)	W	78	62
Missouri S&T	W	102	88
Southern Illinois	W	72	68
Truman State	W	76	70
Northwest Missouri	W	66	55
Truman State	W	55	52
Arkansas State	L	65	79
Missouri State	W	74	70
Northwest Missouri	W	72	58
Southern Illinois	W	67	60
Missouri State	W	74	73
Central Missouri	L	70	90
Missouri S&T	W	85	80
McKendree	W	104	70
Southern Illinois	L	79	86
Arkansas State	L	75	77

* MIAA Champions

1963-64

Overall Record: 18-5
Head Coach: Charles Parsley

Opponent		SE	OPP
Union University	W	95	90
Arkansas State	W	80	75
Concordia (St. Louis)	W	104	71
UT Martin	W	110	80
McKendree	W	84	66
Missouri S&T	W	74	63
Southern Illinois	L	62	70
Truman State	L	66	84
Truman State	W	80	77
UT Martin	W	63	56
Central Missouri	W	68	66
Arkansas State	L	53	75
Missouri S&T	W	105	62
Missouri State	L	76	83
Central Missouri	W	82	81
Northwest Missouri	W	102	71
Delta State	W	107	72
Ft. Leonard Wood	W	135	80
Missouri State	W	77	70
Truman State	W	88	86
Northwest Missouri	W	94	77
Missouri S&T	W	93	73
Delta State	L	90	92

* MIAA Champions

1964-65

Overall Record: 15-8
Head Coach: Charles Parsley

Opponent		SE	OPP
UT Martin	W	71	55
Union University	W	99	63
Concordia (St. Louis)	L	76	81
Union University	W	91	76
Harris Teachers	W	93	83
Arkansas State	W	72	58
UT Martin	W	76	66
Lincoln University	L	81	90
Missouri S&T	W	82	79
Truman State	L	72	73
Northwest Missouri*	W	96	64
Truman State*	W	80	67
McKendree	W	85	65
Northwest Missouri*	W	90	57
Missouri State*	W	88	80
Central Missouri*	L	57	62
Missouri State*	L	64	68
Missouri S&T*	W	97	62
Arkansas State	L	69	97
Truman State*	W	83	79
Central Missouri*	L	70	80
Harris Teachers	W	122	76
Missouri S&T*	L	78	81

* Conference Game

1965-66

Overall Record: 13-9
Head Coach: Charles Parsley

Opponent		SE	OPP
McKendree	W	114	81
Concordia (St. Louis)	W	72	68
Arkansas State	L	72	73
Missouri State	L	65	72
Central Missouri	W	81	75
New Mexico Highlands	W	111	96
Ohio Northern	W	92	79
UT Martin	L	84	92
Western Illinois	L	81	84
Northwest Missouri	W	96	70
Truman State	W	62	54
Harris Teachers	W	114	91
Eastern Illinois	W	115	78
Arkansas State	L	81	96
Northwest Missouri	W	88	75
Truman State	W	84	78
Missouri S&T	L	83	88
Missouri S&T	W	92	81
Eastern Illinois	L	80	81
Missouri State	L	77	91
Central Missouri	L	61	68
UT Martin	W	113	86

1966-67

Overall Record: 15-6
Head Coach: Charles Parsley

Opponent		SE	OPP
Eastern Illinois	W	86	74
Concordia (St. Louis)	W	76	71
Harris Teachers	L	82	84
Central Missouri*	W	79	73
Missouri State*	L	69	78
Sam Houston State	W	72	68
UT Martin	W	75	71
Truman State*	W	90	76
Northwest Missouri*	W	81	76
Eastern Illinois	W	73	72
McKendree	W	135	76
Western Illinois	W	93	78
UT Martin	L	77	87
Truman State*	W	82	78
Northwest Missouri*	L	77	78
Missouri S&T*	W	74	69
Missouri S&T*	W	78	73
Arkansas State	L	85	99
Central Missouri*	W	75	65
Missouri State*	L	69	85
Arkansas State	W	74	68

* Conference Game

1968-69

Overall Record: 7-15
Head Coach: Charles Parsley

Opponent		SE	OPP
Missouri-St. Louis	L	68	73
McKendree	L	71	75
Austin Peay	L	85	92
Kentucky Wesleyan	L	83	97
Missouri S&T*	W	79	78
Arkansas State	W	78	77

2022-23 SOUTHEAST MISSOURI BASKETBALL

YEARLY RESULTS (SINCE 1962)



Eastern Illinois	L	72	76	F13	Lincoln University*	W	113	92	F24	Missouri State*	L	64	72
Central Missouri*	L	78	92	F15	Arkansas State	W	97	88	F26	Central Missouri*	W	93	78
Missouri State*	L	66	107	F17	Kentucky Wesleyan	L	79	88					
Truman State*	L	62	82	F20	Central Missouri*	W	75	74					
Northwest Missouri*	L	74	76	F22	Missouri State*	W	89	76					
Arkansas State	L	102	111	F25	Union University	W	109	83					
Austin Peay	W	82	81	M1	Eastern Illinois	L	78	88					
Truman State*	L	86	88										
Northwest Missouri*	L	69	89										
Washington University	L	69	95										
Missouri S&T*	W	90	69										
Central Missouri*	L	97	98 ^{OT}										
Missouri State*	L	63	77										
Concordia (St. Louis)	W	101	70										
Illinois State	W	114	102										
Quincy	W	95	91										

* Conference Game

1971-72

Overall Record: 15-9
Head Coach: Bob Cradic

Date	Opponent	SE	OPP
D1	Concordia (St. Louis)	W	99 71
D3	Missouri-St. Louis	W	79 78
D8	Illinois State	L	72 99
D11	Lincoln University*	L	77 88
D17	UT Martin	W	97 85
D18	Austin Peay	W	96 93
J6	Christian Brothers College	W	86 70
J10	Truman State*	L	74 77
J11	Northwest Missouri*	W	105 87
J15	Missouri S&T*	L	86 95
J20	Union University	L	98 116
J22	Missouri S&T*	W	85 73
J24	Western Illinois	W	94 93
J31	Northwest Missouri*	W	85 80
F3	Union University	W	108 93
F5	Central Missouri*	W	77 73
F7	Missouri State*	W	79 78
F10	Kentucky Wesleyan	L	85 90
F12	Lincoln University*	L	79 87
F14	Truman State*	W	81 78
F19	Central Missouri*	W	109 88
F21	Missouri State*	L	78 96
F24	SIU Edwardsville	W	87 82
F26	UT Martin	L	87 91

* Conference Game

1972-73

Overall Record: 11-13
Head Coach: Bob Cradic

Date	Opponent	SE	OPP
D1	Northwestern Oklahoma	W	63 59
D5	SIU Edwardsville	L	84 89
D12	Concordia (St. Louis)	W	82 64
D15	Benedictine	W	80 58
D16	Transylvania	W	82 71
D22	UT Martin	W	81 72
J4	Missouri State	L	62 66
J5	Central Missouri	W	106 78
J6	Truman State	L	73 75
J10	Christian Brothers College	L	63 66
J13	Truman State*	W	80 71
J15	Northwest Missouri*	W	66 65
J20	Missouri State*	L	58 75
J22	Central Missouri*	L	76 87
J27	Missouri S&T*	L	73 91
J29	Lincoln University*	L	62 65
F3	Missouri S&T*	L	61 75
F5	Lincoln University*	L	67 70
F10	Northwest Missouri*	L	68 85
F12	Truman State*	L	80 94
F15	Kentucky Wesleyan	W	94 93
F17	College of Racine	W	83 57

Date	Opponent	SE	OPP
N30	West Florida	L	70 78
D1	Samford	L	66 80
D5	Peru State (Neb.)	W	99 70
D7	Bethel College	W	81 64
D8	Henderson State	L	63 66
J3	Missouri S&T	L	67 76
J4	Truman State	W	74 64
J5	Central Missouri	W	84 80
J8	Arkansas State	L	55 67
J12	Truman State*	W	95 82
J14	Northwest Missouri*	L	73 74
J18	Central Missouri*	W	94 73
J19	Missouri State*	L	69 70
J21	Arkansas State	L	87 90
J26	Missouri S&T*	W	79 76
J28	Lincoln University*	W	72 67
F2	Missouri S&T*	L	79 87
F4	Lincoln University*	L	86 87
F9	Northwest Missouri*	L	65 66
F11	Truman State*	W	83 73
F16	Christian Brothers College	W	84 55
F18	Kentucky Wesleyan	L	87 93
F22	Central Missouri*	L	71 89
F23	Missouri State*	L	67 77

* Conference Game

1974-75

Overall Record: 14-12
Head Coach: Bob Cradic

Opponent	SE	OPP
N30	Concordia (St. Louis)	W 101 65
D5	at Arkansas State	L 80 100
D7	Indiana State	W 92 68
D10	at Delta State	L 71 78
D18	Earlham College	W 90 62
J2	vs. Central Missouri	W 105 100
J3	vs. Lincoln University	W 90 57
J4	vs. Missouri State	W 64 62
J9	at Indiana State	L 81 92
J11	Truman State	W 92 82
J13	Northwest Missouri	W 91 85
J17	at Central Missouri	L 76 99
J18	at Missouri State	L 67 79
J25	at Missouri S&T	L 54 79
J27	at Lincoln University	L 66 75
J30	Delta State	L 76 94
F1	Missouri S&T	W 90 61
F3	Lincoln University	W 75 67
F5	Arkansas State	L 80 82
F8	at Northwest Missouri	W 87 80
F10	at Truman State	L 73 97
F15	at Christian Brothers College	W 71 68
F19	at Kentucky Wesleyan	L 73 107
F21	Central Missouri	W 102 96
F22	Missouri State	W 87 86
F26	at Eastern Illinois	L 77 92

* Conference Game

1969-70

Overall Record: 9-12
Head Coach: Charles Parsley

Opponent		SE	OPP
Peru State (Neb.)	W	81	70
McKendree	L	83	95
Illinois State	L	76	84
Missouri-St. Louis*	W	88	86
Missouri State*	L	63	87
Central Missouri*	L	66	88
North Park College	L	88	91
Missouri S&T*	W	71	62
Arkansas State	W	79	57
Kentucky Wesleyan	L	81	91
Concordia (St. Louis)	L	72	76
Arkansas State	L	66	76
Missouri State*	L	73	84
Central Missouri*	W	93	88
Northwest Missouri*	L	82	99
Truman State*	W	84	75
Washington-St. Louis	L	62	80
Northwest Missouri*	L	69	84
Truman State*	W	82	81
Eastern Illinois	W	87	80
Missouri S&T*	W	101	82

* Conference Game

1970-71

Overall Record: 13-10
Head Coach: Bob Cradic

Date	Opponent		SE	OPP
D1	Union University (forfeit)	W	2	0
D3	Missouri-St. Louis	W	90	87
D5	Concordia (St. Louis)	L	77	87
D12	Lincoln University*	W	94	87
D14	Missouri S&T	W	78	75
D19	Illinois State	L	111	115
J5	Arkansas State	L	77	116
J9	Truman State*	L	81	89
J11	Northwest Missouri*	L	65	80
J16	Missouri S&T*	W	87	78
J25	Western Illinois	W	103	90
J30	Northwest Missouri*	W	92	85
F1	Truman State*	L	86	93
F6	Central Missouri*	L	62	91
F8	Missouri State*	L	81	85
F11	Washington-St. Louis	W	98	61



2022-23 SOUTHEAST MISSOURI BASKETBALL

YEARLY RESULTS (SINCE 1962)

1975-76

Overall Record: 5-19
Head Coach: Bob Cradic

Date	Opponent		SE	OPP
N28	Culver-Stockton	W	84	78
D3	Oral Roberts	L	56	89
D9	Arkansas State	L	63	94
D11	Kentucky Wesleyan	L	78	81
D13	Delta State	W	76	75
J1	Northwest Missouri	L	80	91
J2	SIU Edwardsville	L	75	77
J3	Lincoln University	L	60	68
J10	Truman State	L	81	88
J12	Northwest Missouri	W	86	84
J16	Central Missouri	L	72	83
J17	Missouri State	L	67	80
J21	Christian Brothers College	W	95	94
J24	Missouri S&T	L	73	74
J26	Lincoln University	L	76	89
J28	Delta State	L	77	94
J31	Missouri S&T	L	69	84
F2	Lincoln University	L	73	78
F7	Northwest Missouri	L	101	104
F9	Truman State	L	84	89
F14	Arkansas State	L	78	93
F16	Christian Brothers College	W	92	72
F20	Central Missouri	L	65	91
F21	Missouri State	L	49	80

1976-77

Overall Record: 8-18
Head Coach: Carroll Williams

Date	Opponent		SE	OPP
D1	Missouri Baptist	W	96	65
D3	at Culver-Stockton	L	81	96
D4	at Bradley	L	80	119
D9	Christian Brothers College	W	82	78
D11	Union University	W	82	73
J6	at Truman State	L	82	87
J7	at Central Missouri	L	79	108
J8	at Northwest Missouri	W	78	67
J11	New Haven	W	100	79
J15	Truman State	L	73	82
J17	Northwest Missouri	W	82	81
J22	at Missouri State	L	77	95
J24	at Central Missouri	L	58	60
J26	Missouri-St. Louis	L	81	93
J29	at Missouri S&T	L	75	89
J31	at Lincoln University	L	70	99
F2	at Kentucky Wesleyan	W	86	79
F5	Missouri S&T	L	80	88
F7	Lincoln University	L	57	77
F10	Arkansas State	L	72	74
F12	at Northwest Missouri	L	77	83
F14	Truman State	W	95	91
F19	at Missouri-St. Louis	L	76	103
F21	at Arkansas State	L	77	85
F26	Missouri State	L	83	85
F28	Central Missouri	L	77	92

1977-78

Overall Record: 11-15
Head Coach: Carroll Williams

Date	Opponent		SE	OPP
D3	at Christian Brothers College	L	61	64
D5	Westminster College	W	89	67
D9	Missouri Southern	W	73	71
D14	McKendree	W	91	65
D17	Culver-Stockton	W	76	72
D31	at Missouri Baptist	W	81	45
J5	at Central Missouri	L	70	84
J6	at Northwest Missouri	W	109	82
J7	at Lincoln University	L	77	80
J12	at Missouri S&T	L	72	76
J14	at Lincoln University	L	71	72
J18	at Missouri-St. Louis	L	73	88
J21	Truman State	L	82	92
J23	Northwest Missouri	W	110	81
J28	at Central Missouri	L	81	105
J30	at Missouri State	L	72	79
F1	Missouri Baptist	W	96	69
F4	Missouri-St. Louis	W	82	59
F6	Missouri S&T	W	87	75
F11	Lincoln University	L	77	78
F13	Kentucky Wesleyan	W	119	101
F15	at McKendree	L	77	83
F18	at Northwest Missouri	L	68	83
F20	at Truman State	L	92	111
F25	Missouri State	L	82	84
F27	Central Missouri	L	91	96

1978-79

Overall Record: 19-9
Head Coach: Carroll Williams

Date	Opponent		SE	OPP
N27	Christian Brothers College	W	89	78
N29	McKendree	W	114	80
D6	at Westminster College	L	70	75
D9	at Missouri Southern	W	73	71
D11	at Arkansas	L	51	90
D29	at Missouri-St. Louis	W	95	78
<i>MIAA Tournament (Springfield, Mo.)</i>				
J4	vs. Lincoln University	L	63	64
J5	vs. Evangel University	W	79	64
J6	vs. Missouri S&T	W	62	54
J11	Missouri S&T	W	78	61
J13	Lincoln University	W	69	64 ^{OT}
J20	at Truman State	L	84	86
J22	at Northwest Missouri	L	68	81
J27	Central Missouri	W	109	102
J29	Missouri State	W	78	64
F1	Illinois College	W	106	70
F3	Missouri Baptist	W	81	58
F5	at Missouri S&T	W	74	69
F7	at McKendree	W	96	81
F10	at Lincoln University	W	74	70
F13	UT Martin	W	81	72
F17	Northwest Missouri	W	96	84
F19	Truman State	L	68	70
F24	at Missouri State	L	71	81
F26	at Central Missouri	L	71	77
F28	Missouri-St. Louis	W	98	75
<i>NCAA Division II South Central Regional (Thibodaux, La.)</i>				
M2	vs. Nicholls State	L	74	89
M3	vs. Truman State	W	86	82

1979-80

Overall Record: 14-12
Head Coach: Carroll Williams

Date	Opponent		SE	OPP
D1	Maryville	W	69	53
D4	at Illinois College	W	63	53
D8	at Delta State	L	78	85
D10	Alabama-Huntsville	L	65	85
D12	Evansville	L	80	89
D28	Hendrix College	L	67	85
J2	Missouri S&T	L	63	93
J3	Lincoln University	L	65	67
J4	Missouri Southern	L	87	95
J8	McKendree	W	98	90
J12	Lincoln University	W	84	74
J15	Missouri-St. Louis	W	80	76
J19	Truman State	W	91	70
J21	Northwest Missouri	W	80	76 ^{OT}
J26	at Central Missouri	L	80	95
J28	at Missouri State	L	65	77
J30	at UT Martin	L	74	85
F2	at Missouri-St. Louis	W	70	67
F4	Missouri S&T	W	88	75
F9	Lincoln University	W	81	72
F11	Missouri Baptist	W	92	84
F16	at Northwest Missouri	L	75	89
F18	at Truman State	W	76	75 ^{2OT}
F23	Missouri State	W	90	71
F25	Central Missouri	L	81	85
F27	at Missouri S&T	W	100	93

1980-81

Overall Record: 11-16
Head Coach: Carroll Williams

Date	Opponent		SE	OPP
D1	Lindenwood College	W	84	66
D3	Drury College	L	66	78
D6	Maryville	W	95	63
D8	Oakland City	W	99	75
D10	at Evansville	W	89	84
D19	at Alabama-Huntsville	L	87	120
J3	at Drury College	L	72	74
J5	UT Martin	W	73	71
J7	Missouri S&T	L	69	71
J10	Lincoln University	W	80	77
J14	at Oakland City	W	78	73
J17	at Truman State	L	81	96
J19	at Northwest Missouri	L	58	73
J21	at McKendree	L	78	90
J24	Central Missouri	L	85	86
J26	Missouri State	L	76	84
J29	Missouri Baptist	W	88	81
J31	at Missouri-St. Louis	L	59	61
F2	at Missouri S&T	L	56	62
F7	at Lincoln University	L	76	79
F9	Missouri-St. Louis	L	69	72
F12	Illinois College	W	88	67
F14	Northwest Missouri	W	77	72
F16	Truman State	L	59	65
F19	at Central Missouri	L	70	103
F21	at Missouri State	W	73	68
<i>MIAA Tournament</i>				
F24	at Central Missouri	L	66	80

2022-23 SOUTHEAST MISSOURI BASKETBALL

YEARLY RESULTS (SINCE 1962)



1981-82

Overall Record: 21-10
Conference Record: 9-3
Head Coach: Ron Shumate

Date	Opponent	SE	OPP
N21	at Central Arkansas	L	46 64
N24	SIU Edwardsville	W	67 57
N28	at Southern Illinois	L	67 91

Coke Classic (St. Louis, Mo.)

D4	vs. Southwest Baptist	L	54 59
D5	vs. SIU Edwardsville	W	87 61
D7	Maryville	W	97 62
D10	Central Arkansas	W	79 72
D14	Missouri Baptist	W	64 53
J6	at Missouri-St. Louis*	L	52 64
J9	at Northwest Missouri*	L	58 83
J11	at Truman State*	L	72 78
J13	at UT Martin	L	43 77
J16	Missouri State	W	58 54
J18	Central Missouri*	W	56 54
J20	Oakland City	W	68 61
J23	Missouri S&T*	W	80 68
J25	Lincoln University*	W	66 65
J27	McKendree	W	91 87
J30	Northwest Missouri*	W	78 62
F1	Truman State*	W	78 70
F4	at SIU Edwardsville	W	81 62
F8	at Central Missouri*	W	52 51
F10	at Missouri State	L	65 79
F13	at Missouri S&T*	W	93 74
F15	at Lincoln University*	W	61 58
F20	Missouri-St. Louis*	W	67 60

MIAA Tournament

F21	vs. Truman State	W	67 64
F22	vs. Central Missouri	L	64 67

NCAA Division II South Central Regional

(Warrensburg, Mo.)

vs. Central Florida	W	60 55
vs. UT Martin	W	56 53

NCAA Division II Quarterfinals

(Lakeland, Fla.)

vs. Florida Southern	L	73 87
----------------------	---	-------

* Conference Game

* MIAA Champions

1982-83

Overall Record: 25-6
Conference Record: 10-2
Head Coach: Ron Shumate

Date	Opponent	SE	OPP
N22	Central Arkansas	W	63 50
N24	UMKC	W	75 65
N27	at Arkansas	L	57 74
N29	Arkansas College	W	75 63
D2	at McKendree	W	94 86
D4	at Southern Illinois	W	55 50
D8	at Central Arkansas	L	63 78
D10	UT Martin	W	92 65
D18	School of the Ozarks	W	85 43
J4	Oakland City	W	84 61
J12	at Missouri-St. Louis*	W	78 65
J15	Truman State*	W	84 62
J20	at Southwest Baptist	L	63 67
J22	Central Missouri*	W	99 80
J24	at School of the Ozarks	W	76 73
J26	at Missouri S&T*	W	77 75

J29	Lincoln University*	L	72 73
J31	Southwest Baptist	W	92 58
F2	Northwest Missouri*	W	74 52
F5	at Truman State*	W	80 69
F7	at UMKC	W	70 60
F12	at Central Missouri*	L	77 88
F16	Missouri S&T*	W	95 67
F19	at Lincoln University*	W	68 60
F23	at Northwest Missouri*	W	92 58
F26	Missouri-St. Louis*	W	92 75

MIAA Tournament

vs. Missouri-St. Louis	W	84 72
vs. Central Missouri	W	83 59

NCAA Division II South Central Regional

vs. UT Martin	W	83 71
vs. Central Missouri	W	74 69

NCAA Division II Quarterfinals

vs. Cal State-Bakersfield	L	70 75
---------------------------	---	-------

* Conference Game

* MIAA Champions

1983-84

Overall Record: 16-12
Conference Record: 7-5
Head Coach: Ron Shumate

Date	Opponent	SE	OPP
N28	at Central Arkansas	W	74 70
N29	McKendree	W	93 69
D1	at Arkansas	L	69 98
D3	Missouri Southern	W	84 79
D5	Central Arkansas	W	77 63
D8	Drury College	W	75 58
D17	Christian Brothers College	W	69 61
D28	at Montana State	L	58 83
D29	at Montana	L	50 72
J3	at UT Martin	L	64 78
J6	Harris-Stowe	W	110 56
J7	at Missouri Southern	W	77 60
J9	at Drury	L	68 70 OT
J11	Missouri-St. Louis*	W	67 62
J14	at Truman State*	L	75 80
J18	Missouri Baptist	W	68 57
J21	at Central Missouri*	L	47 49 OT
J25	Missouri S&T*	W	68 65
J28	at Lincoln University*	W	57 45
F1	at Northwest Missouri*	L	56 61
F4	Truman State*	W	88 78
F11	Central Missouri*	L	54 56
F13	at Missouri Baptist	W	76 74
F15	at Missouri S&T*	L	71 81
F18	Lincoln University*	W	67 61
F22	Northwest Missouri*	W	78 62
F25	at Missouri-St. Louis*	W	77 73

MIAA Tournament

vs. Northwest Missouri	L	72 80
------------------------	---	-------

* Conference Game

1984-85

Overall Record: 24-8
Conference Record: 9-3
Head Coach: Ron Shumate

Date	Opponent	SE	OPP
N21	Christian Brothers College	L	61 63
N29	Henderson State	W	70 54
D1	UT Martin	W	74 59

D3	Quincy	W	58 52 OT
D6	at Henderson State	W	70 65
D8	at Mississippi State	L	56 63
D10	Maryville	W	104 59
D14	SIU Edwardsville	W	101 64
D22	at Purdue	L	54 70
J5	at SIU Edwardsville	W	63 58
J7	Missouri Baptist	W	83 49
J9	Missouri S&T*	W	72 60
J12	at Northwest Missouri*	L	67 73
J14	Lindenwood	W	113 59
J16	at Quincy	L	77 91
J19	Central Missouri*	L	67 68
J23	Missouri-St. Louis*	W	95 73
J26	Truman State*	W	86 67
J30	at Lincoln University*	W	65 62
F2	at Missouri S&T*	W	80 57
F4	Harris-Stowe	W	126 58
F7	at Missouri Baptist	W	74 41
F9	Northwest Missouri*	W	73 53
F13	at Missouri-St. Louis*	W	100 86
F16	at Central Missouri*	W	46 40
F20	Lincoln University*	W	87 58
F23	at Truman State*	L	44 47

MIAA Tournament

vs. Truman State	W	92 65
vs. Central Missouri	W	90 84

NCAA Division II South Central Regional

(Warrensburg, Mo.)

vs. Alabama A&M	W	85 74
vs. Delta State	W	67 59

NCAA Division II Quarterfinals

(Cape Girardeau, Mo.)

vs. Jacksonville State	L	79 80
------------------------	---	-------

* Conference Game

* MIAA Champions

1985-86

Overall Record: 27-7
Conference Record: 10-2
Head Coach: Ron Shumate

Date	Opponent	SE	OPP
N23	at Illinois State	L	73 79
N25	at Henderson State	L	72 74
N29	Rust College	W	64 41
D2	Harris-Stowe	W	127 49
D9	at UT Martin	L	67 84
D10	Christian Brothers College	W	74 67
D11	at Quincy	L	66 76
D14	Henderson State	W	96 50
D21	at Rust College	W	63 60
	<u>River City Classic (Cape Girardeau, Mo.)</u>		
J3	vs. UMKC	W	70 60
J4	vs. Central Arkansas	W	59 46
J8	at Missouri S&T*	L	67 80
J11	Northwest Missouri*	W	67 66
J13	Quincy	W	66 63
J18	at Central Missouri*	L	73 78
J22	at Missouri-St. Louis*	W	96 65
J25	at Truman State*	W	73 60
J27	at Harris-Stowe	W	113 57
J29	Lincoln University*	W	77 58
F1	Missouri S&T*	W	65 56
F6	at Missouri Baptist	W	101 55
F8	at Northwest Missouri*	W	84 80
F10	SIU Edwardsville	W	90 79
F12	Missouri-St. Louis*	W	99 85



2022-23 SOUTHEAST MISSOURI BASKETBALL

YEARLY RESULTS (SINCE 1962)

F15	Central Missouri*	W	92	75
F19	at Lincoln University*	W	77	73
F22	Truman State*	W	104	85

MIAA Tournament

vs. Truman State	W	99	85
vs. Central Missouri	W	84	63

NCAA Division II South Central Regional

(Cape Girardeau, Mo.)

vs. Abilene Christian	W	94	72
vs. Delta State	W	75	74

NCAA Division II National Finals

(Springfield, Mass.)

vs. Cal State-Hayward	W	85	69
vs. Cheyney State	W	90	81
vs. Sacred Heart	L	87	93

* Conference Game

* MIAA Champions

1986-87

Overall Record: 20-11

Conference Record: 8-6

Head Coach: Ron Shumate

Date	Opponent		SE	OPP
N22	at SIU Edwardsville	L	62	72
N24	St. Louis Parks University	W	127	38
N29	Christian Brothers College	W	75	65
D3	at Delta State	L	73	76
D6	at UT Martin	L	64	66
D8	Sewanee	W	96	71
D10	Philander Smith College	W	91	60
D20	Delta State	W	74	70

River City Classic (Cape Girardeau, Mo.)

J2	vs. Harding	W	75	67
J3	vs. Central Arkansas	W	77	76 ^{OT}
J7	Missouri S&T*	W	75	66
J10	at Northwest Missouri*	L	69	79
J12	at Quincy	L	75	78 ^{OT}
J14	Southwest Baptist*	L	75	83
J17	Central Missouri*	W	68	66
J21	Missouri-St. Louis*	W	83	64
J24	Truman State*	W	90	59
J26	Quincy	W	77	46
J28	at Lincoln University*	L	65	68
J31	at Missouri S&T*	W	88	79
F3	at Southwest Baptist*	L	55	71
F5	Missouri Baptist	W	95	70
F7	Northwest Missouri*	W	84	57
F11	at Missouri-St. Louis*	L	81	82 ^{OT}
F14	at Central Missouri*	L	82	83
F18	Lincoln University*	W	76	68
F21	at Truman State*	W	89	72

MIAA Tournament

vs. Northwest Missouri	W	79	78
vs. Lincoln University	W	77	74

NCAA Division II South Central Regional

(Amarillo, Texas)

vs. West Texas State	W	72	71
vs. Delta State	L	84	90 ^{OT}

* Conference Game

1987-88

Overall Record: 28-4

Conference Record: 13-1

Head Coach: Ron Shumate

Date	Opponent		SE	OPP
N21	Southern Arkansas	W	84	66

River City Classic (Cape Girardeau, Mo.)

N27	vs. North Alabama	W	75	63
N28	vs. West Georgia	W	76	62
D2	Delta State	L	60	68
D5	UT Martin	W	89	77
D7	Christian Brothers College	W	105	73
D9	at Quincy	W	79	56
D12	at Missouri Western	W	85	65
D19	at Delta State	W	81	79
J4	Quincy	W	104	91
J5	Missouri Western	W	84	71
J9	Central Methodist	W	94	73
J13	at Missouri S&T*	W	90	83
J16	at Northwest Missouri*	W	93	71
J20	Southwest Baptist*	W	97	65
J23	Central Missouri*	W	86	65
J27	at Missouri-St. Louis*	W	76	74
J30	Truman State*	W	102	74
F3	at Lincoln University*	W	76	63
F4	at Missouri Baptist	W	81	69
F6	Missouri S&T*	W	95	78
F9	at Southwest Baptist*	W	82	80
F13	Northwest Missouri*	W	109	77
F17	Missouri-St. Louis*	W	89	80 ^{OT}
F20	at Central Missouri*	L	79	81
F24	Lincoln University*	W	99	77
F27	at Truman State*	W	85	64

MIAA Tournament

vs. Central Missouri	W	93	78
vs. Missouri-St. Louis	L	78	81

NCAA Division II South Central Regional

(Cape Girardeau, Mo.)

vs. Angelo State	W	111	75
vs. Missouri-St. Louis	W	73	69

NCAA Division II Quarterfinals

(Normal, Ala.)

vs. Florida Southern	L	75	78
----------------------	---	----	----

* Conference Game

* MIAA Champions

1988-89

Overall Record: 27-6

Conference Record: 12-2

Head Coach: Ron Shumate

Date	Opponent		SE	OPP
N18	Central Methodist	W	112	66
N19	Concordia (Wis.)	W	121	79
N22	Missouri Baptist	W	118	84

River City Classic (Cape Girardeau, Mo.)

N25	vs. Union University	W	101	80
N26	vs. Troy	W	73	72
N30	at Delta State	W	68	66 ^{OT}
D3	UT Martin	W	86	65
D5	Christian Brothers College	W	87	74
D7	at Quincy	L	56	82
D9	Columbia College	W	79	67
D17	Delta State	W	79	77
J5	Quincy	L	89	92
J7	Illinois College	W	105	77
J11	Missouri S&T*	W	77	65

J14	Northwest Missouri*	W	88	85 ^{OT}
J17	at Southwest Baptist*	W	70	68
J21	at Central Missouri*	W	67	57
J25	Missouri-St. Louis*	W	79	59
J28	at Truman State*	W	84	79 ^{OT}
F1	Lincoln University*	W	98	75
F4	at Missouri S&T*	W	85	59
F8	Southwest Baptist*	W	96	77
F11	at Northwest Missouri*	L	69	71
F15	at Missouri-St. Louis*	L	78	91
F18	Central Missouri*	W	81	72
F22	at Lincoln University*	W	83	68
F25	Truman State*	W	97	76

MIAA Tournament

vs. Central Missouri	L	72	74
----------------------	---	----	----

NCAA Division II South Central Regional

(Cape Girardeau, Mo.)

vs. Angelo State	W	65	60
vs. Central Missouri	W	88	73

NCAA Division II Elite Eight

(Springfield, Mass.)

vs. Wisconsin-Milwaukee	W	93	84
vs. Cal State-Riverside	W	84	83 ^{OT}
vs. North Carolina Central	L	46	73

* Conference Game

* MIAA Champions

1989-90

Overall Record: 26-5

Conference Record: 14-2

Head Coach: Ron Shumate

Date	Opponent		SE	OPP
N17	William Penn	W	111	67
N20	Union University	W	126	83

River City Classic (Cape Girardeau, Mo.)

N24	vs. Savannah State	W	104	51
N25	vs. East Texas State	W	83	69
D2	at Union University	W	108	102
D5	Missouri Baptist	W	94	87
D9	at UT Martin	W	87	76
J2	Christian Brothers College	W	77	58
J6	Oakland City	W	91	48
J8	Quincy	L	77	86
J10	Missouri-St. Louis*	W	92	76
J13	at Central Missouri*	L	67	74
J17	Missouri Southern*	W	111	75
J20	at Missouri Western*	W	73	68
J24	Pittsburg State*	W	73	53
J27	at Southwest Baptist*	L	66	68
J31	at Missouri-St. Louis*	W	77	75
F3	at Missouri S&T*	W	57	56
F7	at Missouri Southern*	W	96	85 ^{OT}
F10	at Truman State*	W	106	93
F14	at Pittsburg State*	W	80	73
F17	Southwest Baptist*	W	75	72
F21	Missouri S&T*	W	84	72
F24	Lincoln University*	W	74	69
F26	at Quincy	W	103	65
F28	Washburn*	W	79	62
M3	Northwest Missouri*	W	90	69

MIAA Tournament

vs. Central Missouri	L	69	79
----------------------	---	----	----

NCAA Division II South Central Regional

(Cape Girardeau, Mo.)

vs. Southern Indiana	W	91	73
vs. Missouri Western	W	88	73

NCAA Division II Quarterfinals

(Springfield, Mass.)

vs. Kentucky Wesleyan	L	90	91 ^{OT}
-----------------------	---	----	------------------

* Conference Game

2022-23 SOUTHEAST MISSOURI BASKETBALL

YEARLY RESULTS (SINCE 1962)



1990-91

Overall Record: 21-7
Conference Record: 12-4
Head Coach: Ron Shumate

Date	Opponent	SE	OPP
N19	Missouri Baptist	W	120 99
N20	Union University	W	88 70
<i>River City Classic (Cape Girardeau, Mo.)</i>			
N23	vs. SIU Edwardsville	W	111 85
N24	vs. Troy	W	117 111
N28	Oral Roberts	L	89 100
D1	UT Martin	W	101 73
D3	Quincy	W	90 68
D8	at Union University	L	75 85
D15	at Oral Roberts	W	109 107
J2	Oakland City	W	121 67
J5	at Quincy	W	96 81
J9	at Missouri-St. Louis*	L	67 85
J12	Central Missouri*	W	81 77
J16	at Missouri Southern*	W	84 66
J19	Missouri Western*	L	71 77
J23	at Pittsburg State*	W	71 66
J26	Southwest Baptist*	L	67 82
J30	Missouri-St. Louis*	W	90 74
F2	Missouri S&T*	W	70 59
F6	Missouri Southern*	W	69 63
F9	Truman State*	W	87 83
F13	Pittsburg State*	W	77 67
F16	at Southwest Baptist*	L	80 103
F20	at Missouri S&T*	W	87 65
F23	at Lincoln University*	W	85 78
F27	at Washburn*	W	88 73
M2	at Northwest Missouri*	W	93 83
<i>MIAA Tournament</i>			
	vs. Missouri Western	L	73 85

* Conference Game

NCAA DIVISION I ERA

1991-92

Overall Record: 12-16
OVC Record: 5-9/7th
Head Coach: Ron Shumate

Date	Opponent	SE	OPP
N23	at Wisconsin-Green Bay	L	54 82
N25	at Wisconsin	L	71 82 OT
<i>River City Classic (Cape Girardeau, Mo.)</i>			
N29	Cleveland State	L	80 88
N30	Nicholls State	W	76 73
D2	UT-Pan American	W	85 56
D5	at Southern Utah	L	62 98
D7	at Montana State	L	67 70
D14	Lewis University	W	80 56
D19	at UT-Pan American	W	70 68
D30	at Arkansas-Little Rock	L	77 85 OT
J2	Oakland City	W	84 69
J4	Austin Peay*	W	79 76
J6	Wisconsin-Milwaukee	L	71 83
J11	at Middle Tennessee*	L	58 61
J13	at Murray State*	L	76 86
J18	Morehead State*	W	85 74
J20	Eastern Kentucky*	W	76 74
J25	at Tennessee State*	L	62 63
J27	at Tennessee Tech*	L	51 84
F1	at Austin Peay*	L	86 92 OT

F3	Arkansas-Little Rock	W	80 78
F8	Tennessee Tech*	L	78 88
F10	Tennessee State*	W	76 66
F15	at Eastern Kentucky*	L	69 83
F17	at Morehead State*	L	80 84
F22	Murray State*	W	80 75
F24	Middle Tennessee*	L	76 87
F26	at Wisconsin-Milwaukee	W	80 64

* - OVC Game

1992-93

Overall Record: 16-11
OVC Record: 9-7/4th
Head Coach: Ron Shumate

Date	Opponent	SE	OPP
D1	Wisconsin-Green Bay	W	67 65
<i>River City Classic (Cape Girardeau, Mo.)</i>			
D4	Alcorn State	W	86 81
D5	Arkansas State	W	71 69 OT
D7	Montana State	W	72 56
<i>Bearcat Classic (Cincinnati, Ohio)</i>			
D11	at Cincinnati	L	58 83
D12	vs. Central Michigan	W	74 61
D17	vs. Arkansas @	L	72 96
D21	at Evansville	L	68 92
J2	at Chicago State	L	71 91
	Oakland City	W	108 69
J9	at Tennessee State*	L	70 95
J11	at Austin Peay*	W	90 68
J16	Murray State*	L	95 111
J18	Southern Utah	W	91 74
J23	Morehead State*	W	107 96
J25	Eastern Kentucky*	W	79 63
J27	at UT Martin*	L	89 90
J30	Middle Tennessee*	W	80 69
F1	Tennessee Tech*	W	79 74
F6	at Murray State*	L	96 100
F13	at Morehead State*	L	85 92
F15	at Eastern Kentucky*	L	65 86
F20	Tennessee State*	W	94 77
F22	Austin Peay*	W	77 64
F24	UT Martin*	W	69 68
F27	at Middle Tennessee*	W	67 63 OT
M1	at Tennessee Tech*	L	99 113

* - OVC Game

- Played at Convention Center (Little Rock, Ark.)

1993-94

Overall Record: 10-17
Conference Record: 5-11/8th
Head Coach: Ron Shumate

Date	Opponent	SE	OPP
N27	Evansville	L	60 76
D1	Southern California College	W	65 52
<i>River City Classic (Cape Girardeau, Mo.)</i>			
D3	Troy State	W	119 113
D4	UT-Arlington	W	86 83
D9	Chicago State	W	125 95
<i>Runnin' Joe Classic (Jonesboro, Ark.)</i>			
D10	vs. Samford	L	71 72
D11	vs. Prairie View A&M	W	100 63
D16	at Southern Illinois	L	54 82
D21	at Colorado State	L	72 104
J8	at Eastern Kentucky*	L	62 86
J10	at Morehead State*	L	72 85

J15	Tennessee Tech*	W	87 77
J17	Middle Tennessee*	W	99 77
J22	Tennessee State*	L	83 94
J24	UT Martin*	W	86 63
J29	at Tennessee State*	L	87 96
J31	at Austin Peay*	L	69 75
F2	at Murray State*	L	74 81
F5	Morehead State*	L	80 94
F7	Eastern Kentucky*	L	75 84
F12	at Tennessee Tech*	W	89 83
F14	at Middle Tennessee*	L	68 94
F19	Murray State*	L	95 96
F23	at Missouri	L	61 83
F26	at UT Martin*	L	87 103
F28	Austin Peay*	W	98 72
M2	at Memphis	L	83 109

* - OVC Game

1994-95

Overall Record: 13-14
Conference Record: 7-9/6th
Head Coach: Ron Shumate

Date	Opponent	SE	OPP
N28	Drury College	W	90 79
<i>River City Classic (Cape Girardeau, Mo.)</i>			
D2	Fairfield	W	82 75
D3	Maine	W	92 78
D6	at Missouri	L	77 84
D10	at Wisconsin-Milwaukee	W	75 71
D15	Southern Illinois	L	72 74
D20	Colorado State	L	70 90
D22	at Florida State	L	75 100
J3	Oakland City	W	90 76
J7	Eastern Kentucky*	W	59 52
J9	Morehead State*	L	72 74 OT
J14	at Tennessee Tech*	L	58 97
J16	at Middle Tennessee*	L	63 65
J21	at Tennessee State*	L	80 83
J23	at UT Martin*	W	61 59
J28	Tennessee State*	W	66 64
J30	Austin Peay*	L	63 79
F1	Murray State*	L	79 83
F4	at Morehead State*	L	49 80
F6	at Eastern Kentucky*	L	66 71
F11	Middle Tennessee	W	78 63
F13	Tennessee Tech*	W	89 73
F18	at Murray State*	L	55 83
F25	UT Martin*	W	75 66
F27	at Austin Peay*	W	90 87 OT
M2	Wisconsin-Milwaukee	W	98 90 OT
M4	at South Florida	L	48 75

* - OVC Game



2022-23 SOUTHEAST MISSOURI BASKETBALL

YEARLY RESULTS (SINCE 1962)

1995-96

Overall Record: 8-19
Conference Record: 5-11/8th
Head Coach: Ron Shumate

Date	Opponent	SE	OPP
N27	Oakland City	W 82	78
<u>Capital Bank Classic (Cape Girardeau, Mo.)</u>			
D1	Troy	W 109	91
D2	Mississippi Valley State	L 80	84
D5	at Fairfield	L 65	73
<u>Pepsi Illini Classic (Champaign, Ill.)</u>			
D8	at Illinois	L 70	89
D9	vs. San Jose State	W 55	48
D14	at Southern Illinois	L 64	70
D16	Oral Roberts	L 58	74
J3	at Missouri	L 65	102
J6	at Eastern Kentucky*	L 73	89
J8	at Morehead State*	W 81	64
J11	UT Martin*	W 71	61
J13	at Middle Tennessee*	W 65	63
J15	at Austin Peay*	L 69	82
J20	Tennessee State*	L 70	82
J22	Tennessee Tech*	W 81	78 ^{OT}
J25	South Florida	L 41	67
F1	at Murray State*	L 77	81
F3	Morehead State*	W 76	74
F5	Eastern Kentucky*	L 76	79
F8	at UT Martin*	L 59	79
F10	Austin Peay*	L 71	84
F12	Middle Tennessee*	L 75	78
F17	at Tennessee Tech*	L 69	102
F19	at Tennessee State*	L 73	76
F22	Murray State*	L 61	79
F24	at Oral Roberts	L 69	85

* - OVC Game

1996-97

Overall Record: 12-18
Conference Record: 9-9/t4th
Head Coach: Ron Shumate

Date	Opponent	SE	OPP
<u>Union Planters Classic (Cape Girardeau, Mo.)</u>			
N29	Norfolk State	W 68	63
N30	Samford	L 57	63
D5	McKendree	L 59	72
D7	at Oklahoma	L 52	83
D9	at Louisiana Tech	W 69	65
D12	Southern Illinois	L 68	78
D15	at Missouri	L 50	64
D18	Oakland City	W 87	57

Puerto Rico Classic (Puerto Rico)

D30	vs. Cincinnati	L 57	80
D31	vs. Old Dominion	L 61	74
J1	vs. Fresno State	L 77	83
J4	at Austin Peay*	L 85	96
J6	at Tennessee State*	W 71	53
J9	UT Martin*	W 82	72 ^{OT}
J11	Eastern Kentucky*	W 70	68
J13	Morehead State*	W 94	75
J18	at Middle Tennessee*	W 78	76
J20	at Tennessee Tech*	L 82	86
J23	at Murray State*	L 75	77
J25	Eastern Illinois*	L 61	65
F1	Tennessee State*	W 78	75
F3	Austin Peay*	W 73	72

F6	Murray State*	L 75	86
F8	at Morehead State*	L 80	83
F10	at Eastern Kentucky*	L 76	84
F15	Tennessee Tech*	W 78	65
F17	Middle Tennessee*	W 85	76
F20	at UT Martin*	L 62	92
F22	at Eastern Illinois*	L 71	92

OVC Tournament

F25	at Middle Tennessee	L 74	89
-----	---------------------	------	----

* - OVC Game

1997-98

Overall Record: 14-13
Conference Record: 10-8/5th
Head Coach: Gary Garner

Date	Opponent	SE	OPP
N16	at Colorado	L 59	62
N21	Central Methodist	W 94	78
N26	Bradley	W 79	71
N29	Oakland City	W 60	27
D4	Tennessee State*	L 77	79 ^{OT}
D6	Austin Peay*	W 73	61
D11	at Southern Illinois	L 62	81
D13	at Missouri	L 64	65
D18	Truman State	W 79	65
D29	at Louisville	L 69	91
J3	at Morehead State*	W 64	61
J5	at Eastern Kentucky*	L 79	82 ^{2OT}
J8	Tennessee Tech*	W 69	51
J10	Middle Tennessee*	L 55	70
J13	at Tennessee State*	W 60	59
J15	at UT Martin*	L 82	91 ^{2OT}
J17	at Murray State*	L 66	101
J24	Eastern Illinois*	L 78	81 ^{OT}
J29	Morehead State*	W 99	79
J31	Eastern Kentucky*	W 97	78
F2	at Austin Peay*	W 81	57
F5	at Tennessee Tech*	L 57	77
F7	at Middle Tennessee*	W 85	76
F12	UT Martin	W 87	61
F14	Murray State*	L 71	82
F21	at Eastern Illinois*	W 84	77 ^{OT}

OVC Tournament

F24	at Austin Peay	L 46	76
-----	----------------	------	----

* - OVC Game

1998-99

Overall Record: 20-9
Conference Record: 15-3/2nd
Head Coach: Gary Garner

Date	Opponent	SE	OPP
N14	SIU Edwardsville	W 78	35
N17	at Bradley	L 47	49
N20	Central Methodist	W 84	65
N23	Louisiana Tech	L 72	84
D3	at Austin Peay*	W 74	65
D5	at Tennessee State*	W 70	49
D8	at Arkansas State	W 76	75
D10	Eastern Kentucky*	W 78	58
D22	at Missouri State	L 56	67
D28	vs. Southern Illinois ^	L 49	70
D30	at Oklahoma State	L 64	75
J4	Morehead State*	W 71	69
J7	at Middle Tennessee*	W 73	63
J9	at Tennessee Tech*	W 64	51

J12	Austin Peay*	W 87	71
J14	Murray State*	L 70	71
J16	UT Martin*	W 84	75 ^{OT}
J23	at Eastern Illinois*	W 81	70
J30	at Morehead State*	W 72	60
F2	Tennessee State*	W 61	54
F4	Middle Tennessee*	W 69	55
F6	Tennessee Tech*	L 62	68
F11	at Murray State*	L 52	62
F13	at UT Martin*	W 60	49
F16	at Eastern Kentucky*	W 77	61
F20	Eastern Illinois*	W 92	70

OVC Tournament

F23	Eastern Illinois	W 78	57
F26	vs. Middle Tennessee	W 82	74
F27	vs. Murray State	L 61	62

* - OVC Game

^ - Game played at TWA Dome (St. Louis, Mo.)

1999-2000

Overall Record: 24-7
Conference Record: 14-4/t1st
Head Coach: Gary Garner

Date	Opponent	SE	OPP
N19	Western Carolina	W 93	69
N22	Rockhurst	W 67	58
N27	Montana	W 66	61
D2	at Tennessee Tech*	W 84	79
D4	Oakland City	W 79	45
<u>KGVO Coca-Cola Classic (Missoula, Mont.)</u>			
D10	at Montana	L 48	60
D11	vs. Robert Morris	W 55	44
D18	Arkansas State	W 74	71
D22	at Bradley	W 65	60
J2	at Southern Illinois	L 51	62
J6	Tennessee State*	W 79	46
J8	Austin Peay*	W 62	60
J10	at Middle Tennessee*	W 79	46
J13	at UT Martin*	L 66	75
J15	at Murray State*	W 84	78
J18	at Tennessee Tech*	W 61	50
J22	Eastern Illinois*	W 77	66
J27	Morehead State*	W 80	59
J29	Eastern Kentucky*	W 77	65
F3	at Tennessee State*	L 52	56
F5	at Austin Peay*	L 64	67 ^{2OT}
F8	Middle Tennessee*	W 76	56
F10	UT Martin*	W 80	68
F12	Murray State*	L 60	77
F19	at Eastern Illinois*	W 72	71
F24	at Morehead State*	W 74	58
F26	at Eastern Kentucky*	W 76	74

OVC Tournament

F29	UT Martin	W 76	74
M4	vs. Middle Tennessee	W 78	60
M5	vs. Murray State	W 67	56

NCAA Tournament (Salt Lake City, Utah)

M16	vs. Louisiana State	L 61	64
-----	---------------------	------	----

* - OVC Game

2022-23 SOUTHEAST MISSOURI BASKETBALL

YEARLY RESULTS (SINCE 1962)



2000-01

Overall Record: 18-12
Conference Record: 8-8/5th
Head Coach: Gary Garner

Date	Opponent	SE	OPP
N17	Truman State	W	70 59
N21	Missouri S&T	W	87 63

Energia Systems Thanksgiving Tournament (Kansas City, Mo.)

N24	vs. Toledo	L	43 59
N25	vs. Robert Morris	W	78 53
N26	vs. Cleveland State	W	72 71
N29	at Mississippi Valley State	L	77 83
D5	Southern Illinois	W	87 84
D9	Tennessee Tech*	L	68 70
D16	Missouri State	W	73 71
D20	Campbell	W	81 54

Sierra Providence Sun Classic Tournament (El Paso, Texas)

D27	vs. Houston	L	64 69
D28	vs. Jackson State	W	72 63
J4	at Tennessee State*	W	88 57
J6	at Austin Peay*	L	60 88
J11	Murray State*	L	58 60
J13	UT Martin*	W	60 49
J20	at Eastern Illinois*	L	71 83
J22	at Morris Brown College	W	82 63
J27	at Morehead State*	W	74 71
J29	at Eastern Kentucky*	W	65 59
F1	Austin Peay*	L	72 77
F3	Tennessee State*	L	94 96
F6	at Tennessee Tech*	L	69 79
F8	at Murray State*	L	54 65
F10	at UT Martin*	W	81 73
F14	Morris Brown College	W	83 50
F17	Eastern Illinois*	W	75 73
F22	Eastern Kentucky*	W	81 70
F24	Morehead State*	W	63 61

OVC Tournament

F27	at Austin Peay	L	70 72 ^{OT}
-----	----------------	---	---------------------

* - OVC Game

2001-02

Overall Record: 6-22
Conference Record: 4-12/8th
Head Coach: Gary Garner

Date	Opponent	SE	OPP
N16	Birmingham Southern	L	51 62
N24	at Missouri State	L	63 73
N27	Arkansas-Little Rock	L	74 83
D1	Western Illinois	L	58 71
D5	at Vanderbilt	L	71 76
D8	North Alabama	W	75 68
D15	at Saint Louis	L	62 88
D17	Mississippi Valley State	L	70 82
D22	at Southern Illinois	L	80 92
D29	Lincoln University	W	77 68
J2	at Western Illinois	L	75 82
J5	at Eastern Illinois*	L	74 84
J7	Tennessee State*	L	82 94
J10	Eastern Kentucky*	W	95 75
J12	Morehead State*	L	53 59
J17	at UT Martin*	L	73 89
J19	at Murray State*	L	72 85
J24	Tennessee Tech*	L	62 75
J26	Austin Peay*	L	67 68

J31	at Tennessee State*	L	65 72
F2	at Tennessee Tech*	L	67 82
F7	at Morehead State*	L	75 91
F9	at Eastern Kentucky*	W	81 74
F14	UT Martin*	W	78 51
F16	Murray State*	L	86 92
F19	Eastern Illinois*	W	102 87
F23	at Austin Peay*	L	47 80

OVC Tournament

F26	at Tennessee Tech*	L	58 73
-----	--------------------	---	-------

* - OVC Game

2002-03

Overall Record: 11-19
Conference Record: 5-11/7th
Head Coach: Gary Garner

Date	Opponent	SE	OPP
N22	at Arkansas State	L	71 83
N25	Central Methodist	W	82 63

University Hoops Classic (New Orleans, La.)

N28	vs. Wisconsin-Milwaukee	W	89 75
N29	vs. Indiana State	L	55 68
D1	at Tulane	L	60 81
D4	Oakland City	W	88 66
D7	Southern Illinois	L	69 85
D14	at UMKC	W	66 58
D17	at Arkansas-Little Rock	L	56 81
D21	Missouri State	W	70 53
D29	at #18 Creighton	L	70 93
J4	Eastern Illinois*	L	75 85
J9	at Eastern Kentucky*	W	93 77
J11	at Morehead State*	L	63 77
J16	UT Martin*	L	80 88 ^{OT}
J18	Murray State*	W	78 68
J21	at Western Illinois	L	75 84
J25	at Austin Peay*	L	49 62
J30	Tennessee State*	W	87 67
F1	Tennessee Tech*	W	75 71
F4	at Eastern Illinois*	L	73 85
F6	Morehead State*	L	69 79
F8	Eastern Kentucky*	L	75 79
F13	at UT Martin*	L	61 77
F15	at Murray State*	L	65 71
F18	Western Illinois	W	53 52
F22	Austin Peay*	L	56 63
F27	at Tennessee Tech*	L	73 89
M1	at Tennessee State*	W	89 82

OVC Tournament

M4	at Morehead State	L	84 91
----	-------------------	---	-------

* - OVC Game

2003-04

Overall Record: 11-16
Conference Record: 4-12/10th
Head Coach: Gary Garner

Date	Opponent	SE	OPP
N21	Wisconsin-Green Bay	W	63 62
N24	Kentucky Christian	W	83 51

Montana Tournament (Missoula, Mont.)

N29	at Montana	L	50 61
N30	vs. Cal State-Santa Barbara	W	77 75
D3	at Southern Illinois	L	58 71
D6	UMKC	W	80 63
D9	at Arkansas	L	68 78
D13	Oakland City	W	79 67

D22	North Texas	W	75 68
D31	at DePaul	L	50 57
J3	at IPFW	W	77 75
J8	Austin Peay*	L	48 52
J10	Tennessee Tech*	L	69 71
J13	at Eastern Illinois*	W	84 64
J15	Tennessee State*	W	81 75
J22	at Tennessee Tech*	L	73 74
J24	at Austin Peay*	L	52 54
J29	at Jacksonville State*	L	64 79
J31	at Samford*	L	58 70
F5	UT Martin*	W	89 78
F7	Murray State*	L	74 80
F10	Eastern Illinois*	L	85 89
F14	at Tennessee State*	L	86 90
F19	Eastern Kentucky*	L	81 85
F21	Morehead State*	W	80 77
F26	at Murray State*	L	63 76
F28	at UT Martin*	L	71 88

* - OVC Game

2004-05

Overall Record: 15-14
Conference Record: 9-7/5th
Head Coach: Gary Garner

Date	Opponent	SE	OPP
N19	at Bradley	L	73 77
N23	Rockhurst	W	81 64
N27	at Wisconsin-Green Bay	L	55 59
D1	at Western Kentucky	L	53 74
D4	South Dakota State	W	59 58
D9	Montana	L	66 69
D11	Central Methodist	W	83 77
D18	Southern Illinois	L	68 72
D22	at North Texas	L	62 69
D29	at Saint Louis	W	65 49
J1	Lincoln University	W	95 68
J6	at Austin Peay*	L	50 60
J8	at Tennessee Tech*	L	61 63
J11	Eastern Illinois*	W	79 60
J13	at Tennessee State*	L	101 105 ^{2OT}
J20	Tennessee Tech*	L	81 82 ^{OT}
J22	Austin Peay*	W	65 52
J27	Jacksonville State*	W	84 65
J29	Samford*	W	72 65 ^{OT}
F3	at UT Martin*	W	75 68
F5	at Murray State*	W	61 58
F8	at Eastern Illinois*	W	88 79
F12	Tennessee State*	W	85 68
F17	at Eastern Kentucky*	L	72 83
F19	at Morehead State*	L	66 88
F24	Murray State*	L	57 61
F26	UT Martin*	W	72 52

OVC Tournament

M1	at Murray State	W	61 58
M4	vs. Eastern Kentucky	L	52 69

* - OVC Game



2022-23 SOUTHEAST MISSOURI BASKETBALL

YEARLY RESULTS (SINCE 1962)

2005-06

Overall Record: 7-20
Conference Record: 4-16/10th
Head Coach: Gary Garner

Date	Opponent		SE	OPP
N18	Truman State	W	59	56
N21	IPFW	L	64	65
N24	at South Dakota State	W	75	68
N27	at Nebraska	L	54	69
D3	at UT Martin*	L	60	72
D8	Tennessee State*	W	70	69
D10	Tennessee Tech*	L	65	79
D16	Central Methodist	W	81	49
D18	at Samford*	L	53	68
D21	at Jacksonville State*	L	72	82
D28	at Illinois	L	64	89
J2	Eastern Kentucky*	W	68	62
J5	at Eastern Illinois*	W	72	60
J7	at Murray State*	L	68	81
J14	Austin Peay*	L	56	63
J19	at Tennessee State*	L	63	68
J21	at Tennessee Tech*	L	76	87
J26	Morehead State*	L	55	60
J28	Murray State*	L	69	76
J30	at Austin Peay*	L	62	73
F4	UT Martin*	L	55	66
F9	at Morehead State*	L	59	62
F11	at Eastern Kentucky*	L	51	80
F15	Eastern Illinois*	L	49	60
F18	at UC Riverside %	L	61	69
F23	Samford*	W	63	52
F25	Jacksonville State*	L	67	80

* - OVC Game

% - ESPN BracketBuster

2006-07

Overall Record: 11-20
Conference Record: 9-11/6th
Head Coach: Scott Edgar

Date	Opponent		SE	OPP
N10	at Arkansas	L	52	92
<u>BP Top of the World Classic (Fairbanks, Alaska)</u>				
N17	vs. Drake	L	51	78
N18	vs. Centenary	L	51	83
N19	at Alaska	W	69	66
N24	UC Riverside	W	78	75
N27	at Evansville	L	45	65
N29	IPFW	L	65	84
D2	UT Martin*	W	81	79
D7	at Tennessee State*	L	72	75
D9	at Tennessee Tech*	L	76	91
D17	Jacksonville State*	L	67	70
D19	Samford*	L	64	65
D23	at Iowa State	L	71	87
D30	at Purdue	L	65	102
J2	at Eastern Kentucky*	W	88	74
J4	Eastern Illinois*	W	80	65
J8	at Murray State*	W	96	85
J13	at Austin Peay*	L	67	68
J18	Tennessee State*	W	92	78
J20	Tennessee Tech*	L	80	87
J24	at Morehead State*	W	61	59
J27	Murray State*	L	67	85
J29	Austin Peay*	L	73	75
F3	at UT Martin*	W	73	69
F8	Morehead State*	W	81	78

F10	Eastern Kentucky*	L	61	66
F13	at Eastern Illinois*	L	69	77
F17	Louisiana Tech %	L	56	72
F22	at Samford*	W	70	67
F24	at Jacksonville State*	L	72	78

OVC Tournament

F27	at Tennessee Tech	L	60	88
-----	-------------------	---	----	----

* - OVC Game

% - ESPN BracketBuster

2007-08

Overall Record: 1-19
Conference Record: 1-13/11th
Head Coach: Scott Edgar

Date	Opponent		SE	OPP
N10	at Xavier	L	59	90
N14	at Illinois State	L	71	90
N16	Culver-Stockton	W ^	87	78
N20	Evansville	W ^	87	77

Chicago Invitational Challenge (Hoffman Estates, Ill.)

N23	vs. Coppin State	L	99	102 ^{20T}
N24	vs. Longwood	W ^	82	78
N28	at Louisiana Tech	W ^	59	54
D1	at Bradley	L	72	90
D6	Tennessee State*	W ^	102	95
D8	Tennessee Tech*	W ^	84	74
D18	at Samford*	W ^	63	62
D20	at Jacksonville State*	W ^	81	80
D22	at Tulsa	L	51	89
D30	Central Methodist	W ^	76	63
J2	Eastern Kentucky*	W ^	66	55
J5	at Eastern Illinois*	W ^	82	71
J7	Murray State*	L	51	79
J12	at Austin Peay*	L	82	85
J17	at Tennessee State*	L	75	87
J19	at Tennessee Tech*	L	76	93
J24	Morehead State*	L	78	82
J26	at Murray State*	L	85	86
J29	Austin Peay*	W	121	116 ^{30T}
F2	UT Martin*	L	71	90
F7	at Morehead State*	L	63	75
F9	at Eastern Kentucky*	L	69	80 ^{OT}
F14	Eastern Illinois*	L	70	90
F16	at UT Martin*	L	85	98
F23	at Eastern Michigan %	L	82	86
F28	Samford*	L	62	68
M1	Jacksonville State*	L	83	86

* - OVC Game

% - ESPN BracketBuster

^ - Indicates wins which were vacated due to

NCAA infractions

2008-09

Overall Record: 3-27
Conference Record: 0-18/10th
Head Coach: Scott Edgar/Zac Roman

Date	Opponent		SE	OPP
N14	at New Mexico	L	59	102
N16	at Kansas State \$	L	68	88
N21	Culver-Stockton	W	89	50
N25	at Iowa \$	L	41	75

Las Vegas Invitational (Las Vegas, Nev.)

N28	vs. Longwood	W	81	77
N29	vs. Oakland City	L	63	81
D4	Austin Peay*	L	67	91

D6	Tennessee State*	L	72	83
D10	at Western Illinois	L	66	71
D14	at Bradley	L	62	75
D21	Western Illinois	W	64	63
D23	at Arkansas State	L	67	86
D31	SIU Edwardsville	L	69	70
J3	at Tennessee Tech*	L	76	103
J5	at Jacksonville State*	L	66	71
J10	Eastern Illinois*	L	63	83
J12	UT Martin*	L	67	81
J15	Morehead State*	L	67	73
J17	Eastern Kentucky*	L	71	74
J22	at UT Martin*	L	73	86
J24	at Murray State*	L	55	80
J29	Jacksonville State*	L	68	78
J31	Tennessee Tech*	L	75	91
F7	at Eastern Illinois*	L	62	70
F12	at Eastern Kentucky*	L	64	84
F14	at Morehead State*	L	67	79
F17	Murray State*	L	60	79
F21	Northern Illinois %	L	73	97
F26	at Tennessee State*	L	82	87
F28	at Austin Peay*	L	78	88

* - OVC Game

% - ESPN BracketBuster

\$ - Las Vegas Invitational

Zac Roman served as head coach for the final 18 games of the 2008-09 season

2009-10

Overall Record: 7-23
Conference Record: 3-15/9th
Head Coach: Dickey Nutt

Date	Opponent		SE	OPP
N14	at Saint Louis	L	41	59
N18	Arkansas State	L	49	73
N22	at Northern Illinois	W	70	64 ^{OT}
N24	Eastern Michigan	L	76	86
<u>Basketball Travelers Classic (Normal, Ill.)</u>				
N27	vs. St. Bonaventure	L	44	67
N28	at Illinois State	L	53	93
N29	vs. Norfolk State	W	75	54
D3	at Austin Peay*	L	71	76 ^{OT}
D5	at Tennessee State*	W	74	66
D9	Southern Illinois	L	65	86
D12	Williams Baptist College	W	116	60
D22	at Memphis	L	57	87
J2	Tennessee Tech*	L	73	82
J4	Jacksonville State*	W	78	66
J9	at Eastern Illinois*	L	68	88
J14	at Morehead State*	L	40	80
J16	at Eastern Kentucky*	L	63	79
J21	UT Martin*	W	77	63
J23	Murray State*	L	61	80
J28	at Jacksonville State*	L	55	58
J30	at Tennessee Tech*	L	68	82
F2	SIU Edwardsville	W	68	49
F6	Eastern Illinois*	L	49	75
F9	at UT Martin*	L	70	73
F11	Eastern Kentucky*	L	56	59
F13	Morehead State*	L	54	73
F16	at Murray State*	L	68	80
F20	at Miami (Ohio) %	L	53	69
F25	Tennessee State*	L	67	74
F27	Austin Peay*	L	68	71 ^{OT}

* - OVC Game

% - ESPN BracketBuster

2022-23 SOUTHEAST MISSOURI BASKETBALL

YEARLY RESULTS (SINCE 1962)



2010-11

Overall Record: 10-22
Conference Record: 6-12/t7th
Head Coach: Dickey Nutt

Date	Opponent	SE	OPP
N13	at UAB	L	56 78
N16	at Florida Gulf Coast	L	78 89
N20	at UMKC	L	62 70
N22	Grambling State	L	76 77 OT
N24	at Arkansas	L	56 66
N27	Arkansas State	L	50 56
D2	Austin Peay*	L	60 78
D4	Tennessee State*	L	67 77
D6	at Iowa State	L	58 85
D8	at Southern Illinois	L	68 83
D11	Hannibal-LaGrange	W	101 52
D19	at Jacksonville State*	W	76 67
D21	at Tennessee Tech*	W	77 75
D29	at SMU	L	59 71
J3	UT Martin*	W	82 75
J8	Eastern Illinois*	W	78 75
J13	Morehead State*	L	63 76
J15	Eastern Kentucky*	L	52 64
J20	at UT Martin*	L	69 79
J22	at Murray State*	L	58 96
J27	Jacksonville State*	L	56 65 OT
J29	Tennessee Tech*	L	86 93
F5	at Eastern Illinois*	W	70 64
F7	at SIU Edwardsville*	W	83 63
F10	at Eastern Kentucky*	L	64 77
F12	at Morehead State*	L	52 64
F16	Murray State*	W	64 57
F19	Sacramento State %	W	67 52
F24	at Tennessee State*	L	52 57
F26	at Austin Peay*	L	52 75
<u>OVC Tournament</u>			
M2	vs. Eastern Kentucky	W	65 49
M3	vs. Austin Peay	L	60 76

* - OVC Game
% - ESPN BracketBuster

2011-12

Overall Record: 15-16
Conference Record: 9-7/5th
Head Coach: Dickey Nutt

Date	Opponent	SE	OPP
N11	at Missouri	L	68 83
N14	Harris-Stowe	tW	95 60
N16	at Bradley	L	65 66
N20	at Oregon	L	61 86
N23	Hannibal-LaGrange	W	82 72
N26	Miami (Ohio)	W	64 57
N29	at Arkansas State	L	63 79
D3	Southeastern Louisiana	W	63 61 OT
D5	at Central Arkansas	L	72 88
D10	UMKC	L	69 74
D19	SMU	L	65 84
D22	at Sacramento State	W	77 76
D28	Morehead State*	W	67 51
J2	Jacksonville State*	W	74 56
J5	at UT Martin*	W	73 71
J7	at Eastern Kentucky*	L	59 63
J12	SIU Edwardsville*	W	85 68
J14	Eastern Illinois*	W	80 73
J21	at Tennessee Tech*	L	62 77
J26	Austin Peay*	W	65 60

J30	at Eastern Illinois*	W	74 53
F2	at Murray State*	L	73 81
F4	Tennessee State*	L	72 75
F9	UT Martin*	W	86 56
F11	at SIU Edwardsville*	W	85 72
F15	Murray State*	L	66 75
F18	at McNeese State %	L	61 74
F23	at Jacksonville State*	L	59 69
F25	at Austin Peay*	L	59 68
<u>OVC Tournament</u>			
F29	vs. Eastern Kentucky	W	75 65
M1	vs. Tennessee Tech	L	73 77

* - OVC Game
% - ESPN BracketBuster

2012-13

Overall Record: 17-16
Conference Record: 8-8/t5th/2nd OVC West
Head Coach: Dickey Nutt

Date	Opponent	SE	OPP
N9	at Kansas \$	L	55 74
N12	Lyon College	W	89 61
N15	McNeese State	W	64 53
<u>CBE Classic (Chattanooga, Tenn.)</u>			
N18	at Chattanooga	W	77 65
N19	vs. Louisiana Tech	L	63 67
N20	vs. Troy	L	56 59
N24	at Illinois-Chicago	L	45 56
N26	Hannibal-LaGrange	W	96 55
N29	at New Orleans	W	83 67
D1	at Southeastern Louisiana	W	61 58
D4	at Missouri	L	65 81
D8	Central Arkansas	L	85 88
D19	New Orleans	W	94 71
D22	at UMKC	W	66 65
D29	UT Martin*	W	65 60
J3	Austin Peay*	W	86 84
J5	Murray State*	L	66 74
J10	at Belmont*	L	72 107
J12	at Tennessee State*	L	69 81
J17	Morehead State*	L	59 75
J19	Tennessee Tech*	W	74 62
J24	at SIU Edwardsville*	L	77 80
J26	at Eastern Illinois*	L	72 78 OT
F2	Eastern Kentucky*	L	72 81
F7	SIU Edwardsville*	W	76 67
F9	Eastern Illinois*	W	77 64
F16	at UT Martin*	W	96 74
F20	at Jacksonville State*	L	65 67
F23	Ball State %	L	82 85
F28	at Austin Peay*	W	108 81
M2	at Murray State*	W	84 68
<u>OVC Tournament</u>			
M6	vs. Eastern Illinois	W	78 68
M7	vs. Eastern Kentucky	L	69 84

* - OVC Game
% - ESPN BracketBuster
\$ - CBE Classic

2013-14

Overall Record: 18-14
Conference Record: 8-8/6th/2nd OVC West
Head Coach: Dickey Nutt

Date	Opponent	SE	OPP
N8	at Saint Louis	L	64 87
N11	Central Baptist	W	118 56
N16	at IUPUI	W	76 68
N18	at Ball State	L	83 87
N22	Mid-Continent	W	109 64
<u>Cure UCD Classic (Puerto Vallarta, Mexico)</u>			
N29	vs. Northern Kentucky	W	79 65
N30	vs. Tulane	W	102 72
D1	vs. Texas State	W	82 74
D7	at Southeastern Louisiana	W	74 73
D14	Illinois-Chicago	L	69 75
D21	at Memphis	L	65 77
D23	IUPUI	W	83 79 OT
D29	at Missouri State	L	78 81
J2	at Murray State*	L	75 82
J4	at Austin Peay*	L	74 80
J9	Belmont*	L	94 107
J11	Tennessee State*	W	102 94
J16	at Morehead State*	L	67 80
J18	at Tennessee Tech*	W	83 74
J23	SIU Edwardsville*	W	82 78
J25	Eastern Illinois*	L	74 77
J29	UMKC	W	91 81
F1	at Eastern Kentucky*	L	78 79
F6	at SIU Edwardsville*	L	88 93 OT
F8	at Eastern Illinois*	W	74 68
F12	UT Martin*	L	70 79
F20	Jacksonville State*	W	87 70
F22	at UT Martin*	W	77 74
F27	Austin Peay*	W	83 80
M1	Murray State*	W	118 115 20T
<u>OVC Tournament</u>			
M5	vs. Eastern Illinois	W	79 61
M6	vs. Eastern Kentucky	L	76 84

* - OVC Game



2022-23 SOUTHEAST MISSOURI BASKETBALL

YEARLY RESULTS (SINCE 1962)

2014-15

Overall Record: 13-17

Conference Record: 7-9/8th/5th OVC West

Head Coach: Dickey Nutt

Date	Opponent	SE	OPP
<u>Loyola Marymount Classic (Los Angeles, Calif.)</u>			
N14	at Loyola Marymount	L	66 76
N15	vs. San Diego	L	56 67
N18	Hannibal-LaGrange	W	86 49
N22	at Central Arkansas	W	74 68
N25	at Bowling Green	L	54 62
N29	Alabama A&M	W	85 51
D2	at Missouri	L	61 65
D6	Southeastern Louisiana	W	63 59
D10	Southern Illinois	W	55 54
D13	Missouri State	L	61 73
D20	at Arkansas \$	L	67 84
D22	at Ole Miss !	L	51 82
D28	Harris-Stowe	W	94 66
J1	at Belmont*	L	77 78
J3	at Tennessee State*	W	77 62
J8	Morehead State*	L	57 70
J10	Eastern Kentucky*	L	55 68
J14	at Jacksonville State*	W	69 52
J17	Tennessee Tech*	W	65 61
J24	at UT Martin*	L	53 70
J29	SIU Edwardsville*	L	61 75
J31	at Austin Peay*	W	70 64
F5	at Murray State*	L	72 82
F7	Eastern Illinois*	W	68 64
F12	UT Martin*	W	98 76
F14	Murray State*	L	92 94 ^{OT}
F19	at SIU Edwardsville*	L	72 75
F22	at Eastern Illinois*	L	65 73
F28	Austin Peay*	W	89 65
<u>OVC Tournament</u>			
M4	vs. Morehead State	L	74 79

* - OVC Game

2015-16

Overall Record: 5-24

Conference Record: 2-14/12th/6th OVC West

Head Coach: Rick Ray

Date	Opponent	SE	OPP
N13	at Dayton	L	53 84
N15	at Evansville	L	65 80
N19	at Alabama A&M	L	56 74
N24	at UT Rio Grande Valley	L	74 83
N28	Loyola Marymount	L	60 73
D2	at Southern Illinois	L	50 74
D5	at Memphis	L	65 80
D8	Bowling Green	L	52 79
D12	Ole Miss	L	64 75
D19	at Northern Kentucky	L	69 79
D22	at Missouri State	W	78 74
D27	Harris-Stowe	W	94 84
D31	Belmont*	L	82 92
J2	Tennessee State*	L	66 72
J7	at Morehead State*	L	69 96
J9	at Eastern Kentucky*	L	69 88
J13	Jacksonville State*	L	60 74
J16	at Tennessee Tech*	L	55 91
J19	Hannibal-LaGrange	W	84 61
J24	UT Martin*	W	68 60 ^{OT}
J28	at SIU Edwardsville	W	58 51
J30	Austin Peay*	L	80 86

F4	Murray State*	L	72 78
F6	at Eastern Illinois*	L	69 78
F11	at UT Martin*	L	64 77
F13	at Murray State*	L	56 83
F18	SIU Edwardsville*	L	69 72
F20	Eastern Illinois*	L	68 71
F27	at Austin Peay*	L	75 83

* - OVC Game

2016-17

Overall Record: 15-18

Conference Record: 9-7/5th/2nd OVC West

Head Coach: Rick Ray

Date	Opponent	SE	OPP
N11	at Illinois	L	62 81
N13	Hannibal-LaGrange	W	86 54
N16	at Western Illinois	W	74 71
N18	at Bradley	L	78 84
N22	UT Rio Grande Valley	W	83 72
N28	at UMKC	L	75 86
D1	Central Arkansas	W	87 63
D4	at Indiana	L	55 83
D7	Missouri State	L	71 79
D10	Northern Kentucky	L	66 80

Las Vegas Classic (Las Vegas, Nev.)

D17	at Missouri State	L	71 79
D19	at DePaul	L	78 81
D22	vs. Chicago State	L	65 74
D23	vs. Cornell	L	62 78
D29	Henderson State	W	89 75
D31	Eastern Kentucky*	W	81 48
J5	at Tennessee State*	L	62 65
J7	at Belmont*	L	75 87
J10	Tennessee Tech*	W	83 78
J14	at UT Martin*	L	69 79
J19	SIU Edwardsville*	W	79 76
J21	Eastern Illinois*	W	83 71
J26	at Murray State*	W	75 74
J28	at Austin Peay*	W	82 71
F1	at Jacksonville State*	L	62 74
F4	Morehead State*	L	81 89
F9	at SIU Edwardsville*	W	71 67
F11	at Eastern Illinois*	L	80 86 ^{OT}
F18	UT Martin*	W	90 61
F23	Murray State*	W	82 69
F25	Austin Peay*	L	79 88

OVC Tournament

M1	vs. Tennessee State	W	78 75 ^{OT}
M2	vs. Jacksonville State	L	51 74

* - OVC Game

2017-18

Overall Record: 14-17

Conference Record: 8-10/7th

Head Coach: Rick Ray

Date	Opponent	SE	OPP
N10	Missouri Baptist	W	81 69
<u>Cancun Challenge (\$ - Played in Riviera Maya, Mexico)</u>			
N13	at Louisiana Tech	L	95 96 ^{OT}
N16	at Evansville	L	50 66
N21	vs. Cal State Northridge \$	W	74 59
N22	vs. Montana State \$	L	82 88
N26	North Carolina Central	L	70 77
N28	Hannibal-LaGrange	W	83 59
D2	at North Carolina Central	W	86 77

D6	UMKC	W	91 87
D9	at Southern Illinois	W	75 69
D16	at Kansas State	L	71 89
D20	Bradley	L	67 75
D22	at Saint Louis	L	48 78
D28	Belmont*	L	72 94
D31	Tennessee State*	W	77 65
J4	at Murray State*	L	73 89
J6	at Austin Peay*	L	71 76
J11	Morehead State*	W	78 75
J13	Eastern Kentucky*	L	86 91
J18	at SIU Edwardsville*	W	86 74
J20	at Eastern Illinois*	W	86 74
J25	at Tennessee Tech*	L	65 76
J27	at Jacksonville State*	L	60 78
F1	Murray State*	L	75 87
F3	Austin Peay*	L	81 96
F8	at Morehead State*	W	78 62
F10	at UT Martin*	W	81 77 ^{OT}
F15	Eastern Illinois*	W	80 73
F17	SIU Edwardsville*	W	79 74
F22	at Eastern Kentucky*	L	88 91
F24	UT Martin*	L	66 72

* - OVC Game

2018-19

Overall Record: 10-21

Conference Record: 5-13/11th

Head Coach: Rick Ray

Date	Opponent	SE	OPP
N6	at Saint Louis	L	65 75
N10	at Bradley	L	57 68
N12	Quincy	W	102 66
<u>Ungar Classic (Played in Mobile, Ala.)</u>			
N16	vs. Jacksonville	W	77 71
N17	vs. Chattanooga	W	63 42
N19	at South Alabama	L	58 79
N27	Missouri S&T	W	72 69
D1	Western Illinois	L	63 70
D4	at Mississippi Valley State	W	77 57
D8	Southern Illinois	L	73 83
D15	at The Citadel	L	74 86
D17	at #10 Florida State	L	68 85
D21	Abilene Christian	L	68 70
J3	at SIU Edwardsville*	L	88 94
J5	UT Martin*	W	74 69 ^{OT}
J10	Austin Peay*	L	60 78
J12	Murray State*	L	67 85
J17	at Morehead State*	L	69 73
J19	at Eastern Kentucky*	L	83 85
J24	SIU Edwardsville*	L	86 87 ^{3OT}
J26	Eastern Illinois*	W	64 59
J31	at Belmont*	L	71 97
F2	at Tennessee State*	L	50 79
F7	Tennessee Tech*	W	71 66 ^{OT}
F9	Jacksonville State*	L	64 81
F14	at UT Martin*	L	72 81
F16	at Eastern Illinois*	W	88 79
F21	at Austin Peay*	L	70 83
F23	at Murray State*	L	67 103
F28	Tennessee State*	W	89 74
M2	Belmont*	L	66 84

* - OVC Game

2022-23 SOUTHEAST MISSOURI BASKETBALL

YEARLY RESULTS (SINCE 1962)



2019-20

Overall Record: 7-24
Conference Record: 3-15/12th
Head Coach: Rick Ray

Date	Opponent	SE	OPP
N6	at Vanderbilt	L	65 83
N10	Purdue Fort Wayne	W	79 78
N19	The Citadel	L	69 74
N22	Missouri S&T	W	72 71

Cable Car Classic (Played in Santa Clara, Calif.)

N27	vs. Cal State Fullerton	L	57 64
N29	at Santa Clara	L	75 87
N30	vs. Denver	W	66 51
D5	at Abilene Christian	L	64 73
D7	at Drake	L	73 78
D15	at Youngstown State	L	50 65
D17	at #5 Ohio State	L	48 80
D21	at Southern Illinois	L	45 64
D29	Missouri Baptist	W	74 59
J2	at Austin Peay*	L	63 78
J4	at Murray State*	L	59 81
J9	Belmont*	L	64 89
J11	Tennessee State*	L	73 75
J16	Austin Peay*	L	59 84
J18	Murray State*	L	91 96 ^{OT}
J23	at SIU Edwardsville*	L	65 84
J25	at Eastern Illinois*	L	59 61
J30	at Morehead State*	L	74 90
F1	at Eastern Kentucky*	L	57 70
F6	Jacksonville State*	W	76 72
F8	Tennessee Tech*	L	60 62
F13	UT Martin*	W	74 72
F15	SIU Edwardsville*	W	75 71
F20	at Jacksonville State*	L	58 65
F22	at Tennessee Tech*	L	62 71
F27	Eastern Illinois*	L	70 72
F29	at UT Martin*	L	78 87

* - OVC Game

2020-21

Overall Record: 11-16
Conference Record: 9-11/7th
Head Coach: Brad Korn

Date	Opponent	SE	OPP
<u>Negro Baseball League Museum Tip-Off Classic</u> (Played in Kansas City, Mo.)			

N28	vs. Kansas City	W	71 66
D2	Southern Illinois	L	79 87 ^{OT}
D7	Lipscomb	W	83 77
D9	at Lipscomb	L	74 80 ^{OT}
D15	at Evansville	L	63 66 ^{OT}
D18	UT Martin*	L	67 69
D22	at Indiana State	L	66 72
D30	at Tennessee Tech*	L	63 72
J2	Tennessee State*	W	83 79 ^{2OT}
J7	at Belmont*	L	66 77
J16	Morehead State*	L	50 64
J19	at Tennessee State*	W	63 59
J21	at Morehead State*	L	65 76
J26	at UT Martin*	L	66 69
J28	SIU Edwardsville*	W	64 62
J30	Eastern Illinois*	W	75 44
F1	Murray State*	L	60 77
F4	Tennessee Tech*	W	68 64
F6	Jacksonville State*	L	54 66
F12	at Murray State*	L	60 80

F13	at Austin Peay*	L	63 78
F16	Austin Peay*	W	86 81 ^{OT}
F20	Eastern Kentucky*	W	94 88
F22	Eastern Kentucky*	L	65 87
F25	at Eastern Illinois*	W	94 88
F27	at SIU Edwardsville*	W	69 63

OVC Tournament

M3	vs. Morehead State	L	54 61
----	--------------------	---	-------

* - OVC Game

2021-22

Overall Record: 14-18
Conference Record: 8-9/4th
Head Coach: Brad Korn

Date	Opponent	SE	OPP
11/9	at Missouri State	W	99 94
11/13	Youngstown State	L	79 97
11/19	Arkansas State	L	60 72
11/22	Missouri Baptist	W	71 63

Incarinate Word Thanksgiving Invitational (Played in San Antonio, Texas)

N26	at Incarnate Word	W	79 76
N27	vs. Portland	L	68 74
N28	vs. Montana State	L	68 75
D4	Webster University	W	76 64
D8	Evansville	W	75 73
D11	at Purdue Fort Wayne	L	65 78
D15	at Southern Illinois	L	55 80
D18	at Pepperdine	L	77 83
D21	at California Baptist	L	68 84
D30	at Murray State*	L	81 106
J1	Austin Peay*	W	98 79
J6	at Belmont*	L	62 102
J8	at Tennessee State*	L	84 95
J20	Tennessee State*	W	85 63
J22	at Eastern Illinois*	W	87 58
J27	Morehead State*	L	73 74 ^{OT}
J29	SIU Edwardsville*	W	85 77
F3	at UT Martin*	L	63 84
F5	Eastern Illinois*	W	63 56
F7	at SIU Edwardsville*	W	76 47
F10	at Austin Peay*	L	66 74
F12	Belmont*	L	72 81
F17	at Tennessee Tech*	L	94 98
F19	at Morehead State*	W	92 84
F24	UT Martin*	W	76 69
F26	Murray State*	L	68 70

OVC Tournament

M3	vs. Tennessee State	W	79 55
M4	vs. Murray State	L	74 88

* - OVC Game



2022-23 SOUTHEAST MISSOURI BASKETBALL

HONORED TEAMS




1943 NAIA National Champions



1986 NCAA Division II National Finalists



2000 NCAA Division I Tournament



1989 NCAA Division II National Finalists



1961 NCAA Division II National Finalists

2022-23 SOUTHEAST MISSOURI BASKETBALL

RESULTS VS. 2022-23 OPPONENTS



Arkansas State	2/5/75	L, 80-82	H	1/20/01	L, 71-83	A	Evansville		Missouri	2/13/10	L, 54-73	H
Overall: 31-30	12/9/75	L, 63-94	A	2/17/01	W, 75-73	H	Overall: 6-11		Overall: 0-8	1/13/11	L, 63-76	H
1931 W, 36-25 -	2/14/76	L, 78-93	H	1/5/02	L, 74-84	A	12/21/39	L, 43-52	H	2/23/94	L, 61-83	A
1932 W, 33-24 -	2/10/77	L, 72-74	H	2/19/02	W, 102-87	H	12/21/40	L, 29-50	A	12/6/94	L, 77-84	A
1933 W, 36-23 -	2/24/77	L, 77-85	A	1/4/03	L, 75-85	H	12/10/41	W, 55-45	H	1/3/96	L, 65-102	A
1934 W, 59-23 -	12/5/92	W, 71-69 ^{OT}	H	2/4/03	L, 73-85	A	12/3/46	W, 48-43	H	12/15/96	L, 50-64	A
1936 W, 38-22 -	12/8/98	W, 76-75	A	1/13/04	W, 84-64	A	2/22/47	W, 61-45	A	12/13/97	L, 64-65	A
1937 W, 48-22 -	12/18/99	W, 74-71	H	2/10/04	L, 85-89	H	12/3/47	W, 56-45	H	11/11/11	L, 68-83	A
1942 W, 46-21 -	11/22/02	L, 71-83	A	1/11/05	W, 79-60	H	2/18/48	L, 52-66	A	12/4/12	L, 65-81	A
1945 W, 59-36 H	12/23/08	L, 67-86	A	2/8/05	W, 88-79	A	12/1/48	L, 40-72	A	12/2/14	L, 61-65	A
1945 W, 48-15 A	11/18/09	L, 49-73	H	1/5/06	W, 72-60	A	1/11/49	L, 42-51	H			
1946 W, 40-28 -	11/27/10	L, 50-56	H	2/15/06	L, 49-60	H	12/21/92	L, 68-92	A	Morehead State	2/8/18	W, 78-62
1946 W, 76-52 -	11/29/11	L, 63-79	A	1/4/07	W, 80-65	H	11/27/93	L, 60-76	H	Overall: 20-35	1/17/19	L, 69-73
1947 L, 49-53 -	11/19/21	L, 60-72	H	2/13/07	L, 69-77	A	11/27/06	L, 45-65	A	1/18/92	W, 85-74	H
1947 L, 51-55 -				1/5/08	W, 82-71 ^	A	11/20/07	W, 87-77	H	2/17/92	L, 80-84	A
1949 W, 66-38 -	Boston University			2/14/08	L, 70-90	H	11/15/15	L, 65-80	A	1/23/93	W, 107-96	H
1949 W, 62-51 -	First Meeting			1/10/09	L, 63-83	H	11/16/17	L, 50-66	A	2/13/93	L, 85-92	A
1958 L, 67-80 -				2/7/09	L, 62-70	A	12/15/20	L, 63-66 ^{OT}	A	1/10/94	L, 72-85	A
1959 W, 71-68 -	Bradley			1/9/10	L, 68-88	A	12/8/21	W, 75-73	H	2/5/94	L, 80-94	H
1959 L, 57-59 -	Overall: 2-9			2/6/10	L, 49-75	H				1/9/95	L, 72-74 ^{OT}	H
1/27/60 W, 75-64 -	12/4/76	L, 80-119	A	1/8/11	W, 78-75	H	Iowa			2/4/95	L, 49-80	A
2/12/60 W, 103-79 -	11/26/97	W, 79-71	H	2/5/11	W, 70-64	A	Overall: 0-1			1/8/96	W, 81-64	A
1/14/61 W, 67-62 -	11/7/98	L, 47-49	A	1/14/12	W, 80-73	H	11/25/08	L, 41-75	A	2/3/96	W, 76-74	H
2/23/61 W, 85-77 -	12/22/99	W, 65-60	A	1/30/12	W, 74-53	A				1/13/97	W, 94-75	H
12/6/61 L, 65-66 -	11/19/04	L, 73-77	A	1/26/13	L, 72-78 ^{OT}	A	Lindenwood University			2/8/97	L, 80-83	A
1/3/62 W, 82-57 -	12/1/07	L, 72-90	A	2/9/13	W, 77-64	H	First Meeting			1/3/98	W, 64-61	A
1962 W, 76-64 -	12/14/08	L, 62-75	A	3/6/13 •	W, 78-68	N				1/29/98	W, 99-79	H
12/5/62 W, 90-81 H	11/16/11	L, 65-66	A	1/25/14	L, 74-77	H	Little Rock			1/4/99	W, 71-69	H
1/31/63 L, 65-79 A	11/18/16	L, 78-84	A	2/8/14	W, 74-68	A	Overall: 1-3			1/30/99	W, 72-60	A
1963 L, 75-77 N	12/20/17	L, 67-75	H	3/5/14 •	W, 79-61	N	12/30/91	L, 77-85 ^{OT}	A	1/27/00	W, 80-59	H
12/4/63 W, 80-75 H	11/10/18	L, 57-68	A	2/7/15	W, 68-64	H	2/3/92	W, 80-78	H	2/24/00	W, 74-58	A
1/15/64 L, 53-75 A				2/22/15	L, 65-73	A	11/27/01	L, 74-83	H	1/27/01	W, 74-71	H
12/15/64 W, 72-58 H	Eastern Illinois			2/6/16	L, 69-78	A	12/17/02	L, 56-81	A	2/24/01	W, 63-61	A
2/3/65 L, 69-97 A	Overall: 34-26			2/20/16	L, 68-71	H				1/12/02	L, 53-59	H
12/9/65 L, 72-73 H	1965-66	W, 115-78	-	1/21/17	W, 83-71	H	Lyon College			2/7/02	L, 75-91	A
1/25/66 L, 81-95 A	1966-67	W, 73-72	-	2/11/17	L, 80-86 ^{OT}	A	Overall: 1-0			1/11/03	L, 63-77	A
2/13/67 L, 85-99 A	1968-69	L, 72-76	-	1/20/18	W, 86-74	A	11/12/12	W, 89-61	H	2/6/03	L, 69-79	H
2/23/67 W, 74-68 H	1969-70	W, 87-80	-	2/15/18	W, 80-73	H				3/4/03 •	L, 84-91	A
1/20/68 W, 80-71 H	3/1/71	L, 78-88	-	1/26/19	W, 64-59	H	Milwaukee			2/21/04	W, 80-77	H
2/3/68 L, 81-82 A	2/26/75	L, 77-92	-	2/16/19	W, 88-79	A	Overall: 5-1			2/19/05	L, 66-88	A
12/17/68 W, 78-77 H	1/25/97	L, 61-65	H	1/25/20	L, 59-61	A	1988-89	W, 93-84	N	1/26/06	L, 55-60	H
1/15/69 L, 102-111 A	2/22/97	L, 71-92	A	2/27/20	L, 70-72	H	1/6/92	L, 71-83	H	2/9/06	L, 59-62	A
1/12/70 W, 79-57 H	1/24/98	L, 78-81 ^{OT}	H	1/30/21	W, 75-44	H	2/26/92	W, 80-64	A	1/24/07	W, 61-59	A
1/28/70 L, 66-76 A	2/21/98	W, 84-77 ^{OT}	A	2/5/21	W, 94-88	A	12/10/94	W, 75-71	A	2/8/07	W, 81-78	H
1/5/71 L, 77-116 A	1/23/99	W, 81-70	A	1/22/22	W, 87-58	A	3/2/95	W, 98-90 ^{OT}	H	1/24/08	L, 78-82	H
2/15/71 W, 97-89 H	2/20/99	W, 92-70	H	2/5/22	W, 63-56	H	11/28/02	W, 89-75	N	2/7/08	L, 63-75	A
1/8/74 L, 55-67 H	2/23/99 •	W, 78-57	H							1/15/09	L, 67-73	H
1/21/74 L, 87-90 A	1/22/00	W, 77-66	H							2/14/09	L, 67-79	A
12/5/74 L, 80-100 A	2/19/00	W, 72-71	A							1/14/10	L, 40-80	A



2022-23 SOUTHEAST MISSOURI BASKETBALL

RESULTS VS. 2022-23 OPPONENTS

1918-19	W, 24-21	H	2/27/42	L, 36-39	A	12/9/17	W, 75-69	A	Tennessee State			2/2/19	L, 50-79	A	1/30/10	L, 68-82	A
1919-20	W, 30-22	A	12/16/42	L, 42-47	H	12/8/18	L, 73-83	H	Overall: 26-29			2/28/19	W, 89-74	H	12/21/10	W, 77-75	A
1919-20	W, 22-12	A	12/17/43	L, 43-53	A	12/21/19	L, 45-64	A	1/25/92	L, 62-63	A	1/11/20	L, 73-75	H	1/29/11	L, 86-93	H
1919-20	W, 38-22	H	1/2/43	L, 40-52	A	12/2/20	L, 79-87 ^{OT}	H	2/10/92	W, 76-66	H	1/2/21	W, 83-79 ^{2OT}	H	1/21/12	L, 62-77	A
1919-20	W, 23-10	H	2/20/43	W, 52-48	H	12/15/21	L, 55-80	A	1/9/93	L, 70-95	A	1/19/21	W, 63-59	A	3/1/12 •	L, 73-77	N
1/14/21	W, 36-8	H	1/12/44	W, 42-38	H				2/20/93	W, 94-77	H	1/8/22	L, 84-95	A	1/19/13	W, 74-62	H
1/15/21	W, 24-21	H	2/16/44	W, 41-37	H	SIU Edwardsville			1/22/94	L, 83-94	H	1/20/22	W, 85-63	H	1/18/14	W, 83-74	A
1/28/21	L, 17-18	A	12/12/44	L, 41-53	A	Overall: 25-12			1/29/94	L, 87-96	A	3/3/22	W, 79-55	N	1/17/15	W, 65-61	H
1/29/21	L, 16-34	A	2/14/45	W, 52-50	H	2/24/72	W, 87-82	H	1/21/95	L, 80-83	A				1/16/16	L, 55-91	
1/13/22	W, 19-18	A	1/22/46	L, 47-61	A	3/5/72	L, 84-89	A	1/28/95	W, 66-64	H	Tennessee Tech			1/10/17	W, 83-78	H
2/10/22	W, 55-15	H	2/12/46	L, 46-58	H	1/2/76	L, 75-99	N	1/20/96	L, 70-82	H	Overall: 18-37			1/25/18	L, 65-76	A
1/26/23	L, 25-37	A	1/14/47	L, 39-42	A	11/24/81	W, 67-57	H	2/19/96	L, 73-76	A	1/27/92	L, 51-84	A	2/7/19	W, 71-66 ^{OT}	H
1/27/23	L, 11-28	A	1/29/47	W, 51-40	H	12/5/81	W, 87-61	A	1/6/97	W, 71-53	A	2/8/92	L, 78-88	H	2/8/20	L, 60-62	H
2/9/23	W, 26-19	H	12/13/47	L, 45-54	H	2/4/82	W, 81-62	H	2/1/97	W, 78-75	H	2/1/93	W, 79-74	H	2/22/20	L, 62-71	A
2/10/23	L, 19-22	H	1/1/48	L, 43-63	N	12/14/84	W, 101-64	H	12/4/97	L, 77-79 ^{OT}	H	3/1/93	L, 99-113	A	12/30/20	L, 63-72	A
1/25/24	W, 38-17	H	1/14/48	L, 45-72	A	1/5/85	W, 63-58	A	1/13/98	W, 60-59	A	1/15/94	W, 87-77	H	2/4/21	W, 68-64	H
1/26/24	W, 22-12	H	2/9/49	W, 53-47	H	2/10/86	W, 90-79	H	12/5/98	W, 70-49	A	2/12/94	W, 89-83	A	2/17/22	L, 94-98	A
2/8/24	W, 24-15	A	2/22/49	L, 75-88	A	11/22/86	L, 62-72	A	2/2/99	W, 61-54	H	1/14/95	L, 58-97	A			
2/9/24	W, 17-13	A	12/13/49	L, 48-60	A	11/23/90	W, 111-85	N	1/6/00	W, 79-46	H	2/13/95	W, 89-73	H	UT Martin		
1/24/25	W, 31-15	A	2/8/50	L, 50-60	H	11/14/98	W, 78-35	H	2/3/00	L, 52-56	A	1/22/96	W, 81-78 ^{OT}	H	Overall: 45-32		
2/28/25	W, 33-19	A	12/6/50	L, 46-74	A	12/31/08	L, 69-70	H	1/4/01	W, 88-57	A	2/17/96	L, 69-102	A	12/14/62	W, 93-77	H
1/29/26	W, 36-11	H	1/2/51	L, 56-67	H	2/2/10	W, 68-49	H	2/3/01	L, 94-96	H	1/20/97	L, 82-86	A	12/14/63	W, 110-80	H
3/5/26	W, 22-17	A	1/3/52	W, 59-57	H	2/7/11	W, 83-63	A	1/7/02	L, 82-94	H	2/15/97	W, 78-65	H	1/8/64	W, 63-56	A
1/28/27	L, 24-29	A	1/22/52	L, 42-44	A	1/12/12	W, 85-68	H	1/31/02	L, 65-72	A	1/8/98	W, 69-51	H	12/11/64	W, 71-55	A
3/5/27	L, 23-40	H	12/9/52	L, 62-67	H	2/11/12	W, 85-72	A	1/30/03	W, 87-67	H	2/5/98	L, 57-77	A	12/18/64	W, 76-66	H
2/27/29	L, 25-35	A	1/27/53	L, 68-74	A	1/24/13	L, 77-80	A	3/1/03	W, 89-82	A	1/9/99	W, 64-51	A	1965-66	L, 84-92	A
1/12/31	L, 22-30	H	12/7/53	L, 50-55	A	2/7/13	W, 76-67	H	1/15/04	W, 81-75	H	2/6/99	L, 62-68	H	1965-66	W, 113-86	A
1930-31	L, 19-31	A	1/28/54	W, 69-66	H	1/23/14	W, 82-78	H	2/14/04	L, 86-90	A	12/2/99	W, 84-79	A	12/22/66	W, 75-71	H
1931-32	W, 35-23	H	3/11/61	W, 87-84	H	2/6/14	L, 88-93 ^{OT}	A	1/13/05	L, 101-105 ^{2OT}	A	1/18/00	W, 61-50	H	1/25/67	L, 77-87	A
1931-32	L, 24-31	A	1/16/63	W, 72-68	A	1/29/15	L, 61-75	H	2/12/05	W, 85-68	H	12/9/00	L, 68-70	H	12/17/71	W, 95-87	H
1/25/33	L, 26-31	H	2/13/63	W, 67-60	H	2/19/15	L, 72-75	A	12/8/05	W, 70-69	H	2/6/01	L, 69-79	A	12/17/71	W, 95-87	H
2/20/33	L, 33-40	A	3/8/63	L, 79-87	N	1/28/16	W, 58-51	A	1/19/06	L, 63-68	A	1/24/02	L, 62-75	H	2/26/72	L, 87-91	A
1/19/34	L, 24-32	H	12/20/63	L, 62-70	N	2/18/16	L, 69-72	H	12/7/06	L, 72-75	A	2/2/02	L, 67-82	A	12/22/72	W, 81-72	H
2/13/34	L, 21-35	H	11/28/81	L, 67-91	A	1/19/17	W, 79-76	H	1/18/07	W, 92-78	H	2/26/02 •	L, 58-73	A	2/13/79	W, 81-72	A
1/23/35	L, 25-37	H	12/4/82	W, 55-50	A	2/9/17	W, 71-67	A	12/6/07	W, 102-95 [^]	H	2/1/03	W, 75-71	H	1/30/80	L, 74-85	A
2/5/35	L, 37-44	H	12/16/93	L, 54-82	A	1/18/18	W, 86-74	A	1/17/08	L, 75-87	A	2/27/03	L, 73-89	A	1/5/81	W, 73-71	H
1/11/36	L, 30-34	H	12/15/94	L, 72-74	H	2/17/18	W, 79-74	H	12/6/08	L, 72-83	H	1/10/04	L, 69-71	H	1/13/82	L, 43-77	A
2/11/36	W, 31-21	H	12/14/95	L, 64-70	A	1/3/19	L, 88-94	A	2/26/09	L, 82-87	A	1/22/04	L, 73-74	A	12/10/82	W, 92-65	H
1/11/37	W, 27-23	H	12/12/96	L, 68-78	H	1/24/19	L, 86-87 ^{3OT}	H	12/5/09	W, 74-66	A	1/8/05	L, 61-63	A	1/3/84	L, 64-78	A
2/16/37	W, 31-27	H	12/11/97	L, 62-81	A	1/23/20	L, 65-84	A	2/25/10	L, 67-74	H	1/20/05	L, 81-82 ^{OT}	H	12/1/84	W, 74-59	H
1/5/38	W, 43-29	H	12/28/98	L, 49-70	H	2/15/20	W, 75-71	H	12/4/10	L, 67-77	H	12/10/05	L, 65-79	H	12/9/85	L, 67-84	A
2/21/38	W, 36-24	H	1/2/00	L, 51-62	A	1/28/21	W, 64-62	H	2/24/11	L, 52-57	A	1/21/06	L, 76-87	A	12/6/86	L, 64-66	A
12/31/38	L, 24-27	N	12/5/00	W, 87-84	H	2/27/21	W, 69-63	A	2/4/12	L, 72-75	H	12/9/06	L, 76-91	A	12/5/87	W, 89-77	H
1/13/39	W, 34-23	H	12/22/01	L, 80-92	A	1/29/22	W, 85-77	H	1/12/13	L, 69-81	A	1/20/07	L, 80-87	H	12/3/88	W, 86-65	H
2/10/39	W, 46-45 ^{2OT}	A	12/7/02	L, 69-85	H	2/7/22	W, 76-47	A	1/11/14	W, 102-94	H	2/27/07 •	L, 60-88	A	12/9/89	W, 87-76	A
1/30/40	L, 25-38	H	12/3/03	L, 58-71	A				1/3/15	W, 77-62	A	12/8/07	W, 84-74 [^]	H	12/1/90	W, 101-73	H
2/26/40	L, 36-52	A	12/9/09	L, 65-86	H				1/2/16	L, 66-72	H	1/19/08	L, 76-93	A	1/27/93	L, 89-90	A
1/9/41	L, 33-43	A	12/8/10	L, 68-83	A				1/5/17	L, 62-65	A	1/3/09	L, 76-103	A	2/24/93	W, 69-68	H
2/7/41	W, 51-46	H	12/10/14	W, 55-54	H				3/1/17	W, 78-75 ^{OT}	N	1/31/09	L, 75-91	H	1/24/94	W, 86-63	H
1/7/42	W, 62-34	H	12/2/15	L, 50-74	A				12/31/17	W, 77-65	H	1/2/10	L, 73-82	H	2/26/94	L, 87-103	A

2022-23 SOUTHEAST MISSOURI BASKETBALL

RESULTS VS. 2022-23 OPPONENTS



1/23/95	W, 61-59	A	UC Davis
2/25/95	W, 75-66	H	<i>First Meeting</i>
1/11/96	W, 71-61	H	
2/8/96	L, 59-79	A	William Woods
1/9/97	W, 82-72 ^{OT}	H	<i>First Meeting</i>
2/20/97	L, 62-92	A	
1/15/98	L, 82-91 ^{20T}	A	
2/12/98	W, 87-61	H	
1/16/99	W, 84-75 ^{OT}	H	
2/13/99	W, 60-49	A	
1/13/00	L, 66-75	A	
2/10/00	W, 80-68	H	
2/29/00 •	W, 76-74	H	
12/3/05	L, 60-72	A	
2/4/06	L, 55-66	H	
12/2/06	W, 81-79	H	
2/3/07	W, 73-69	A	
2/2/08	L, 71-90	H	
2/16/08	L, 85-98	A	
1/12/09	L, 67-81	H	
1/22/09	L, 73-86	A	
1/21/10	W, 77-63	H	
2/9/10	L, 70-73	A	
1/3/11	W, 82-75	H	
1/20/11	L, 69-79	A	
1/5/12	W, 73-71	A	
2/9/12	W, 86-56	H	
12/29/12	W, 65-60	H	
2/16/13	W, 96-74	A	
2/12/14	L, 70-79	H	
2/22/14	W, 77-74	A	
1/24/15	L, 53-70	A	
2/12/15	W, 98-76	H	
1/24/16	W, 68-60 ^{OT}	H	
2/11/16	L, 64-77	A	
1/14/17	L, 69-79	A	
2/18/17	W, 90-61	H	
2/10/18	W, 81-77 ^{OT}	A	
2/24/18	L, 66-72	H	
1/5/19	W, 74-69 ^{OT}	H	
2/14/19	L, 72-81	A	
2/13/20	W, 74-72	H	
2/29/20	L, 78-87	A	
12/18/20	L, 67-69	H	
1/26/21	L, 66-69	A	
2/3/22	L, 63-84	A	
2/24/22	W, 76-69	H	

Korn vs. All Opponents

Team	W-L	
Montana State	0-1	
Arkansas State	0-1	
Austin Peay	2-2	
Belmont	0-3	
California Baptist	0-1	
Eastern Illinois	4-0	
Eastern Kentucky	1-1	
Evansville	1-1	
Incarinate Word	1-0	
Indiana State	0-1	
Jacksonville State	0-1	
Kansas City	1-0	
Lipscomb	1-1	
Missouri Baptist	1-0	
Missouri State	1-0	
Morehead State	1-4	
Murray State	0-5	
Pepperdine	0-1	
Portland	0-1	
Purdue Fort Wayne	0-1	
SIU Edwardsville	4-0	
Southern Illinois	0-2	
Tennessee State	4-1	
Tennessee Tech	1-2	
UT Martin	1-3	
Webster University	1-0	
Youngstown State	0-1	
Total	25-34	



2022-23 SOUTHEAST MISSOURI BASKETBALL

SHOW ME CENTER



SHOW ME CENTER

HOME OF THE REDHAWKS

The 7,000-seat Show Me Center (SMC) is the home of the Southeast Missouri State University men's and women's basketball teams. Additionally, the Show Me Center is the entertainment and meeting hub for the 250,000 residents of the tristate region.

A number of renovations were made to the Show Me Center prior to the 2015-16 season, including new telescopic seating, a state of the art center-hung video board and improvements to sound and lighting systems.

On June 26, 2014, the Southeast Missouri State University Board of Regents approved a list of high priority major capital renovation projects to be completed over the next two to three years to upgrade the Show Me Center to modern arena standards.

The other phase of the project includes high priority items such as renovating the front meeting

room and parking lot areas.

The facility first opened its doors in the summer of 1987 and celebrated its 25th Anniversary during the 2012-13 season. One of the best arenas in the Ohio Valley Conference, the Show Me Center has served Southeast Missouri State University, the City of Cape Girardeau, and the citizens of Southeast Missouri, Southern Illinois, and Western Kentucky by providing quality concerts, sporting events, top-notch family entertainment, and a first-rate banquet, convention, and meeting facility.

The facility is a joint-venture of Southeast Missouri State and the City of Cape Girardeau. The combined SMC and Student Recreation Center, which received a complete renovation and expansion in 1999, were originally built at a cost of \$18 million.

The building houses the Redhawks men's and women's locker rooms, which have been

completely remodeled. New basketball offices on the north side of the SMC were completed during the fall of 2003. More recently, a portable floor and goals were purchased before the 2011-12 season.

SEMO's Student Recreation Center is adjoined to the Show Me Center, and it houses the Redhawks' practice facilities.

The center has five full basketball courts (including two

hardwood courts), a large weight room, six racquetball courts, an indoor track, two cardiovascular equipment areas, a climbing wall, two multi-purpose rooms, and full locker rooms. The new Student Aquatic Center, which opened in December 2007, features a four-lane lap pool, a recreational pool with a rock wall and zip line, hot tub and locker rooms.

Largest Crowds at the Show Me Center

vs. Murray State (Feb. 12, 2000)	7,241
vs. Murray State (Feb. 22, 1992)	7,195
vs. Murray State (Jan. 14, 1999)	7,156
vs. Southwest Baptist (Feb. 17, 1990)	7,142
vs. Murray State (Feb. 15, 2012)	7,125
vs. Central Missouri (Feb. 18, 1990)	6,911
vs. Central Missouri (Jan. 12, 1991)	6,904
vs. Missouri Western (Feb. 25, 1989)	6,893
vs. Northeast Missouri (Feb. 25, 1989)	6,870
vs. Southern Illinois (Dec. 15, 1994)	6,777
vs. Southwest Baptist (Jan. 26, 1991)	6,670
vs. Central Missouri (Jan. 23, 1988)	6,635