







OVC CHAMPS FCS PLAYOFFS

2010	2010
2019	2018
	2019

SCHEDULE

SEPT. 3  at Iowa State
L, 10-42 // 



SEPT. 10  at #17 Southern Illinois
W, 34-31 // 

SEPT. 17  Nicholls State
W, 42-16 // 

SEPT. 24  Central Arkansas Family Weekend
W, 35-27 // 

OCT. 1  at Lindenwood*
W, 49-28 // 

OCT. 8  Tennessee Tech*
W, 34-20 // 

OCT. 22  at Northwestern State
W, 51-16 // 

OCT. 29  Eastern Kentucky Homecoming
L, 23-28 // 

NOV. 5  at Tennessee State*
W, 42-0 // 

NOV. 12  at Eastern Illinois*
W, 31-7 // 

NOV. 19  Murray State*
1 p.m., CT // 



Nov. 26 // First Round
Dec. 2-3 // Second Round
Dec. 9-10 // Quarterfinals
Dec. 16-17 // Semifinals
Jan. 7 // FCS Championship



Southeast Missouri or SEMO

is the preferred reference for Southeast Missouri State University athletic teams. Southeastern Missouri State is **NOT** an acceptable reference.



SOUTHEAST MISSOURI FOOTBALL

SEMOredhawks.com // @SEMOFootball

Contact: Jeff Honza, Associate AD Strategic Communications // Office: (573) 651-2933 // redhawk1@me.com

GAME 11 // MURRAY STATE at #15/17 SOUTHEAST MISSOURI

Nov. 19 // 1 p.m., CT // Houck Field // Cape Girardeau, Mo. // Series: MSU leads, 43-13-1

Listen: Real Rock 99.3 FM // Watch: ESPN+ // Live Stats: SEMOredhawks.com // Twitter: @SEMOFootball



2-8
1-3 OVC

MURRAY STATE RACERS

Head Coach Dean Hood
Career Record (Yrs.) 68-53 (11)
Record at MSU (Yrs.) 13-15 (3)
OVC Record 53-27



8-2
4-0 OVC

#15/17 SEMO REDHAWKS

Head Coach Tom Matukewicz
Career Record (Yrs.) 50-51 (9)
Record at SEMO (Yrs.) 49-51 (9)
OVC Record 37-27

// Redhawks Host Murray State in Regular-Season Finale

#15 Southeast Missouri (8-2, 4-0) hosts Murray State (2-8, 1-3) in its regular-season finale Saturday. Kickoff is set for 1 p.m., CT at Houck Field.

// Follow the Redhawks

Fans can listen live on the radio at Real Rock 99.3 FM. Erik Sean will be on the call. Watch on ESPN+. Live stats are available at SEMOredhawks.com and Twitter updates will be provided @SEMOFootball.

// Series History

Southeast Missouri and Murray State meet for the 58th time Saturday. MSU holds a 43-13-1 lead in the all-time series. The Racers won each of the last three games. SEMO faces MSU for the final time this weekend as the Racers will join the Missouri Valley Football Conference in 2023.

// Senior Salute

The Redhawks will recognize their 16 seniors before Saturday's game against Murray State. Matt Bigley, Jacob Buie, Will Christopher, Jordan Cole, Terry Cook, Pervis Frazier, Zach Haynes, Geno Hess, Trai Hodges, Lawrence Johnson, Johnny King, Nate Korte, Adam Krause, Christian Perez,

Shyron Rodgers and Will Weidemann are Southeast Missouri's seniors that will be honored.

// OVC Title on the Line

A win Saturday will give Southeast Missouri at least a share of this year's Ohio Valley Conference title. If SEMO wins, it will be the Redhawks second OVC title with Tom Matukewicz as head coach.

// Coin Flip to Determine Automatic Berth

If Southeast Missouri (4-0) and UT Martin (4-0) go undefeated in Ohio Valley Conference play, a coin flip will determine which team gets the automatic berth to this year's playoffs. If both SEMO and UTM win this weekend, the coin flip will take place after Saturday's games.

// Matukewicz Gets 50th Career Win

Tom Matukewicz celebrated his 50th career win as a head coach when Southeast Missouri beat Eastern Illinois, 31-7, on Nov. 12. Matukewicz is now 50-51 overall and 49-51 at SEMO. A win Saturday will give him his 50th win as the Redhawks head coach.

// Nine in Sight

If Southeast Missouri beats Murray State Saturday, it will get nine wins in a season for only the fourth time in its NCAA Division I tenure. SEMO posted nine-win seasons in

FOLLOW THE REDHAWKS AT **SEMOREDHAWS.COM**



2022 SOUTHEAST MISSOURI FOOTBALL NOTES

MURRAY STATE // NOV. 19

// Quick Facts

Location.....	Cape Girardeau, Mo.
Founded.....	1873
Enrollment.....	9,927
Nickname.....	Redhawks
Colors.....	Red & Black
Affiliation.....	NCAA Division I (FCS)
Conference.....	Ohio Valley
President.....	Dr. Carlos Vargas
Director of Athletics.....	Brady Barke
Football Office Phone.....	(573) 651-2110
Stadium (Capacity).....	Houck Field (10,000)
Year Constructed.....	1930
Surface.....	FieldTurf
First Year of Football.....	1904
First Year of Division I (FCS).....	1991
OVC Championships (Years).....	2 (2010, 2019)
NCAA FCS Playoff Berths (Years).....	3 (2010, 2018, 2019)
2021 Record.....	4-7
Home.....	3-2
Away.....	1-5
OVC Record/Finish.....	4-2/t2nd
Basic Offensive Set.....	Multiple/Spread
Basic Defensive Set.....	Pro Style 3-4
Starters Returning/Lost.....	13/9
Offense.....	7/4
Defense.....	6/5
Specialists Returning/Lost.....	3/1
Newcomers.....	50

// FCS Top-25 Polls (Nov. 14)

AFCA Coaches	Stats Perform Media
1. South Dakota State	1. South Dakota State
2. Sacramento State	2. Sacramento State
3. Montana State	3. Montana State
4. North Dakota State	4. North Dakota State
5. Jackson State	5. Incarnate Word
6. Holy Cross	6. Holy Cross
7. Incarnate Word	7. Weber State
8. William & Mary	8. William & Mary
9. Samford	9. Samford
10. Weber State	10. Jackson State
11. Richmond	11. Richmond
12. Montana	12. Furman
13. Furman	13. Montana
14. Fordham	14. Elon
15. Southeast Missouri	15. Chattanooga
16. Mercer	16. North Dakota
17. Chattanooga	17. Southeast Missouri
18. Elon	18. New Hampshire
19. Delaware	19. Mercer
20. New Hampshire	20. Delaware
21. St. Thomas (Minn.)	t21. Fordham
22. Princeton	t21. Idaho
23. North Dakota	23. Southeastern Louisiana
24. Florida A&M	24. UC Davis
25. North Carolina Central	25. UT Martin

2010 (9-3), 2018 (9-4) and 2019 (9-4). For Tom Matukewicz, it would be his third nine-win season as the Redhawks head coach.

// Road Winning Streak

The Redhawks won their fifth-straight road game with a 31-7 victory at Eastern Illinois on Nov. 12. Southeast Missouri's five-game road winning streak is its longest in its NCAA Division I Football Championship Subdivision era.

// Outstanding Defense

The Redhawk defense forced two turnovers and limited Eastern Illinois to only 100 total yards and 21 passing yards in their latest win on Nov. 12. The 100 total yards and 21 passing yards are the second-fewest by any opponent against Southeast Missouri's defense in the Redhawks NCAA Division I era.

// 100-Yard Games

Geno Hess ran for 198 yards and three touchdowns in his latest effort at Eastern Illinois (Nov. 12). As a result, Hess broke Southeast Missouri's all-time career record in 100-yard games. He has hit the century mark a total of 15 times in his career. Hess ran for over 100 yards in five of his last seven starts.

// Norman Closing in on 100 Tackles

Linebacker Bryce Norman leads Southeast Missouri with 96 tackles through 10 games this season. Norman recently finished with 11 stops at Eastern Illinois (Nov. 12). He recorded double-digit tackles five times this season and ranks second in the Ohio Valley Conference in tackles. If he accomplishes the feat, Norman will become the second player in the OVC to get 100 tackles this season.

// All-Time Leading Rusher

Geno Hess broke Southeast Missouri's all-time career rushing record at Tennessee State (Nov. 5). Hess ran for 136 yards and three touchdowns against the Tigers. He officially broke the record

// 2022 Ohio Valley Conference Standings

	Conference	Overall
Southeast Missouri	4-0	8-2
UT Martin	4-0	6-4
Tennessee Tech	2-3	4-6
Tennessee State	2-3	3-7
Lindenwood	1-3	7-3
Eastern Illinois	1-3	2-8
Murray State	1-3	2-8

// 2022 OVC Preseason Poll

	Points
UT Martin (10 first-place votes)	70
Southeast Missouri (3)	59
Murray State	51
Tennessee State (1)	46
Tennessee Tech	29
Eastern Illinois	20
Lindenwood	19

Selected by OVC Head Football Coaches and Communications Directors

on his third carry of the game, a 9-yard rush during SEMO's second drive. Hess now has 3,673 yards surpassing Kelvin "Earthquake" Anderson (3,392, 1992-94) for the new mark.

// Mr. Record-Breaker

Geno Hess has broken five of Southeast Missouri's career records this season alone. Hess broke SEMO's all-time records in rushing touchdowns (47), total touchdowns (49), rushing yards (3,673), points scored (294) and 100-yard games (15).

// Heitert Makes Debut

True freshman Patrick Heitert made his debut at quarterback when he entered the game in the second quarter at Eastern Illinois (Nov. 12). Heitert swung the momentum in Southeast Missouri's favor when he quickly completed two passes, including a 30-yard completion to Johnny King. He then capped off the first scoring drive of his career with a 7-yard touchdown run. Heitert completed 11-of-17 passes for 140 yards and ran for 31 yards and a touchdown on seven carries against the Panthers. Starting quarterback Paxton



DeLaurent missed his first game of the season with a foot injury.

// Talking Streaks

The Redhawks have scored in 39 consecutive games, third-longest streak of that kind in the Ohio Valley Conference. Southeast Missouri has scored over 20 points in nine-straight contests.

// Redhawks in the Top-25

Southeast Missouri is ranked in both the Stats Perform and American Football Coaches Association (AFCA) Coaches Top-25 Polls. The Redhawks are #20 in the Stats Perform and #15 in the Coaches Poll as of Nov. 14. SEMO is ranked in both Top-25 polls for the first time since 2019. Currently, the Redhawks and UT Martin are the Ohio Valley Conference teams ranked in the Top-25.

AFCA Coaches	Stats Perform
9/26 RV	9/26 #24
10/3 #25	10/3 #21
10/10 #21	10/10 #18
10/17 #18	10/17 #16
10/24 #14	10/24 #15
10/31 #20	10/31 #22
11/7 #19	11/7 #20
11/14 #15	11/14 #17

// Fourth OVC Offensive Player of the Week Award

Geno Hess won his fourth Ohio Valley Conference Offensive Player of the Week award of the season on Nov. 13. Hess ran for 198 yards and three touchdowns in Southeast Missouri's win over Eastern Illinois (Nov. 12). He averaged 6.6 yards per carry on 30 attempts and scored on runs of 30, 10 and 1 yards. Hess increased his rushing touchdowns total to 47, which rank sixth in OVC history.

// Multiple Picks

Southeast Missouri had an interception on consecutive possessions in the second quarter at Eastern Illinois (Nov. 12). Mali Walton and Keandre Booker each intercepted a pass. Both of those turnovers

resulted in 14 points for the Redhawks. It marked the second time this season SEMO had multiple picks in a game.

// Redhawks Shutout Tigers

Southeast Missouri's recent 42-0 blanking of Tennessee State (Nov. 5) marked the Redhawks first shutout in Ohio Valley Conference play since 1997 (31-0, at Austin Peay). The shutout was SEMO's second under Head Coach Tom Matukewicz following a 77-0 win over Missouri Baptist on Aug. 28, 2014, Matukewicz's first game as a FCS head coach.

// Hess Goes Over 1,000 Again

For the second-straight year, Geno Hess amassed over 1,000 rushing yards. Hess presently has 1,252 yards in 10 starts. He is currently sixth in the Football Championship Subdivision in rushing yards.

1. Jaden Shirden, Monmouth	1,567
2. Jaleel McLaughlin, Youngstown St.	1,504
3. ShunDerrick Powell, No. Ala.	1,468
4. Jacob Saylor, East Tennessee St.	1,274
5. Bhayshul Tuten, N.C. A&T	1,255
6. Geno Hess, Southeast Missouri	1,252

// Hess Shares OVC Offensive Player of the Week Award

Geno Hess earned Ohio Valley Conference Co-Offensive Player of the Week honors on Nov. 6. A native of Peoria, Illinois, Hess ran for 136 yards, three touchdowns and broke his program's all-time career rushing record in SEMO's 42-0 win over Tennessee State. He carried the ball 18 time and averaged 7.6 yards per carry. He scored from 44, six and three yards out. Hess scored three or more touchdowns in a game for the seventh time and collected the 14th 100-yard rushing game of his career. Additionally, he went over 1,000 yards for the second-straight season. Lindenwood's Cade Brister (Co-Offensive), UT Martin's Rob Hicks (Defensive) and Tyler Larco (Specialist), and Tennessee Tech's O.J. Ross (Newcomer) rounded out the week's honorees.

// 2022 Statistics

MSU	SEMO
2-8.....	Overall Record.....8-2
1-3.....	Conference Record.....4-0
2-3.....	Home Record.....3-1
0-5.....	Road (Neutral) Record.....5-1
NR.....	National Ranking.....15/17
14.5.....	Points/Game.....35.1
35.3.....	Points Allowed/Game.....21.5
301.7.....	Total Offense/Game.....475.4
464.8.....	Total Defense/Game.....368.2
132.4.....	Rushing Yards/Game.....220.1
200.5.....	Rushing Defense/Game.....108.8
8.....	Rushing Touchdowns.....22
25.....	Rushing TDs Allowed.....9
169.3.....	Passing Yards/Game.....255.3
264.3.....	Passing Defense/Game.....259.4
10.....	Passing Touchdowns.....19
18.....	Passing TDs Allowed.....17
12.7.....	Kickoff Return Average.....22.3
6.1.....	Punt Return Average.....9.6
9-5.....	Fumbles-Lost.....13-3
44.3.....	Penalty Yards/Game.....53.4
34.0.....	Net Yards Per Punt.....37.2
29:52.....	TOP/Game.....30:50
35-140/25%.....	3rd-Down Conversions.....51-123/41%
3-16/19%.....	4th-Down Conversions.....10-15/67%

// This Week in the OVC

Saturday, November 19

Murray State at #19 Southeast Missouri, 1 p.m., CT
North Carolina Central at Tennessee Tech, 1:30 p.m., CT
Tennessee Tech at Texas A&M-Commerce, 2 p.m., CT
Eastern Illinois at UT Martin, 2 p.m., CT



The 2022-23 season marks the 75th Anniversary of the Ohio Valley Conference. Founded in 1948, the OVC is the eighth-oldest Division I conference. Visit OVCSports.com/75 for more information.



2022 SOUTHEAST MISSOURI FOOTBALL NOTES

MURRAY STATE // NOV. 19

// **Smith and Robbins Score First Career Touchdowns**

Running backs Darrell Smith and Keveon Robbins each scored their first career touchdowns at Tennessee State (Nov. 5). Smith ran 56 yards and Robbins scored on a 20-yard run in the fourth quarter. Southeast Missouri had five rushing touchdowns against the Tigers.

// **Flournoy Named OVC Newcomer of the Week**

Ryan Flournoy finished with an Ohio Valley Conference single-game high 256 receiving yards and scored one touchdown on 15 receptions against Eastern Kentucky (Oct. 29). Flournoy averaged 17 yards per catch and picked up 58 yards after contact. He scored his team-high seventh receiving touchdown on a 4-yard pass from Paxton DeLaurent with 3:29 remaining in the first quarter. Flournoy's 256 receiving yards were the second-most by a SEMO player in program history. His 256 yards are also tied for third-most in the Football Championship Subdivision.

// **The Specialist**

DC Pippin put together another flawless kicking performance en route to securing Ohio Valley Conference Specialist of the Week honors on Oct. 30. Pippin scored 11 points on 3-of-3 field goals and 2-of-2 extra points against Eastern Kentucky (Oct. 29). All of his field goals were from 28 yards out.

// **Hess and DeLaurent Awarded OVC Player of the Week Honors**

Southeast Missouri running back Geno Hess and quarterback Paxton DeLaurent were awarded Ohio Valley Conference Player of the Week honors, the league announced on Oct. 23. Hess was named Offensive Player of the Week while DeLaurent garnered his sixth OVC Newcomer of the Week accolade. Hess netted his second 200-plus yard rushing game of the season with 207 yards (12.2 ypc) on just 17 carries in a 51-16 win at Northwestern State Saturday (Oct.

22). The Peoria, Illinois, native scored on touchdown runs of 29 and 4 yards in the first quarter (as SEMO opened up a 23-3 lead) and added a 54-yard score in the third quarter to cap the scoring for the Redhawks.

// **Redhawks Crush Northwestern State After Bye Week**

SEMO earned its sixth victory with a 51-16 decision over Northwestern State (Oct. 22). Paxton DeLaurent registered three touchdowns, hooking up with Ryan Flournoy (5 catches for 83 yards), Johnny King (5 catches for 68 yards), and Damorie Vick (1 catch for three yards) for scores. Shamenski Rucker added 58 yards on the ground behind Geno Hess while Darrell Smith finished with 49 yards. Safety Lawrence Johnson and Jackson, Missouri, native Bryce Norman led the Redhawks with five total tackles each on the afternoon to lead the defense for the second-straight week. Christian Fuhrman, Dony'e Taylor, Antonio Taylor, and Jacob Morrissey all added four tackles. Fuhrman, Nasim Cairo, and Slade Dollar each added sacks.

// **Norman Added to Buck Buchanan Award Watch List**

Southeast Missouri sophomore linebacker Bryce Norman was one of 21 players added to the 2022 Buck Buchanan Award List on Oct. 20. Stats Perform presents the Buck Buchanan Award to the National Defensive Player of the Year in college football's Division I subdivision. He leads the team with 73 tackles and ranks third in the Ohio Valley Conference with 9.1 per game. He also has 1.5 sacks, one interception, four pass breakups, four quarterback hurries, a fumble recovery and a defensive touchdown.

// **Winning Season**

Southeast Missouri claimed its sixth winning season in its NCAA Division I Football Championship Subdivision history with its 51-16 victory over Northwestern State (Oct. 22). SEMO moved to the Division

I ranks in 1991 and is in its 32nd season of FCS football. The Redhawks put together winning seasons in 1994 (7-5), 2002 (8-4), 2010 (9-3), 2018 (9-4) and 2019 (9-4).

Tom Matukewicz earned his third winning season in his last five years as the Redhawks head coach.

// **Ball Security**

Southeast Missouri has not turned the ball over during four of its last six games and won the turnover battle by a +4 margin in that span. SEMO committed only nine turnovers in its first 10 games and ranks ninth in the nation in turnovers lost. The nine turnovers lost are fewest in the Ohio Valley Conference.

// **Hess Clears 3,000 Yards**

Geno Hess ran for 88 yards and one touchdown against Tennessee Tech (Oct. 8). As a result, Hess became only the third player in Southeast Missouri football history to rush for over 3,000 yards. His 3,673 yards are the most in SEMO history.

// **Season-Highs**

The Redhawks established season-highs in points (51), and rushing yards (418) in their win at Northwestern State (Oct. 22). Southeast Missouri totaled 619 yards of offense in the road game following its bye. The 418 rushing yards ranks third all-time in SEMO's Division I era. It's the most since the Redhawks gained 380 yards in their Ohio Valley Conference opener vs. Tennessee State in 2021. SEMO's season-high of 684 total yards achieved at Lindenwood (Oct. 1) are the second-most in a game during the program's Division I era.

// **Sack Streak**

Southeast Missouri recorded multiple sacks in eight of its last nine contests. SEMO finished with a season-best five at Lindenwood (Oct. 1). The Redhawks are tied for first in the Ohio Valley Conference with 26 sacks. SEMO had only 16 sacks in 11 games a year ago.

**// OVC Picture**

The Redhawks are tied for first in the Ohio Valley Conference with a 4-0 record. Southeast Missouri shares the top spot with UT Martin, which is also 4-0. Both are ranked in the FCS Top-25 polls this week. SEMO and UTM do not play each other this season.

// High Five

For the first time in eight years, Southeast Missouri had three receivers with five catches in a game. Damoriea Vick had nine receptions, while Ryan Flournoy and Johnny King followed with five each against Tennessee Tech (Oct. 8). Peter Lloyd, Spencer Davis and DeMichael Jackson were the last to accomplish that feat vs. Eastern Illinois on Oct. 18, 2014.

// Flournoy Returns

After missing the previous week due to injury, Ryan Flournoy returned to make five catches for 101 yards and two touchdowns vs. Tennessee Tech (Oct. 8). Flournoy made touchdown receptions of 12 (second quarter) and four (third quarter) yards, respectively. He is first on the team in receiving touchdowns (7), receiving yards (794) and yards per catch (17.3).

// Johnson Named OVC Defensive Player of the Week

Lawrence Johnson was named Ohio Valley Defensive Player of the Week on Oct. 9. Johnson turned in 12 tackles, three tackles for loss, one sack, an interception, two quarterback hurries and one pass breakup against Tennessee Tech (Oct. 8). He led a Southeast Missouri defense that forced a season-high three turnovers and allowed only seven points in the final two quarters of the game.

// Redhawks Win Game Ball Brawl

In its first-ever meeting with in-state foe Lindenwood, Southeast Missouri never trailed en route to a 49-28 win in St. Charles

on Oct. 1. The rivalry is known as the Game Ball Brawl with the official game ball serving as a trophy that will go to the winner each year moving forward.

// Ohio Valley Conference Openers

Southeast Missouri improved to 13-19 all-time in Ohio Valley Conference openers with its 49-28 win over Lindenwood (Oct. 1). SEMO is now 7-2 in such games under Head Coach Tom Matukewicz. The Redhawks started league play with a win in four-straight seasons. SEMO also began OVC play with a road win for the first time since 2016 (17-16, at Murray State, Sept. 24).

// Record-Setter

Geno Hess ran for a career-high 276 yards and four touchdowns, and broke two of his program's career records in Southeast Missouri's win over Lindenwood (Oct. 1). Hess broke SEMO's all-time career records in total touchdowns and rushing touchdowns surpassing Walter Smallwood in each of those categories. Smallwood was at the game and presented Hess with the game ball following the victory. He now has 49 total touchdowns and 47 rushing touchdowns. Both of Smallwood's previous records stood for 54 years.

// Hess Secures OVC Offensive Player of the Week

For his massive effort against Lindenwood (Oct. 1), Geno Hess was a unanimous pick for Ohio Valley Conference Offensive Player of the Week on Oct. 2. Hess ran for 276 yards and four touchdowns scoring on runs of 15, 14, 84 and one yards. He carried the ball 24 times and averaged 11.5 yards per rush. Along the way, Hess broke his program's career records in total touchdowns and rushing touchdowns. Hess' 276 yards are the most in a game by an OVC player and third-most in the Football Championship Subdivision this season. Additionally, it is the highest single-game rushing total in league history over the last 12 years.

// Mr. Newcomer

Quarterback Paxton DeLaurent won his sixth Ohio Valley Conference Newcomer of the Week Award on Oct. 23. DeLaurent is the only SEMO player in program history to win the league's Newcomer of the Week honor six times.

// Triple Threat

For the first time in four years, Southeast Missouri had a 300-yard passer, 100-yard rusher and 100-yard receiver in a game at Lindenwood on Oct. 1. Paxton DeLaurent threw for 312 yards, Geno Hess ran for 276 yards and Johnny King had 126 receiving yards against the Lions. That last happened vs. Tennessee State on Nov. 3, 2018. Daniel Santacaterina (306 passing yards), Kristian Wilkerson (129 receiving yards) and Marquis Terry (107 rushing yards) accomplished the feat in that contest.

// Weeks in Top-25

Southeast Missouri has been ranked in either the Stats Perform or AFCA Coaches Top-25 Polls a total of 26 weeks during Tom Matukewicz's tenure as the Redhawks head coach. SEMO's highest ranking with Matukewicz at the helm was 12th (2019) in the Stats Perform Media Poll and 13th (2019) in the AFCA Coaches Poll.

// King Hits 100 Again

Johnny King had over 100 receiving yards for the second time this season when he finished with eight catches for 126 yards and a touchdown against Lindenwood (Oct. 1). King also had 125 receiving yards at Southern Illinois (Sept. 10). He leads Southeast Missouri with 58 receptions and ranks second on the team in receiving yards (680) and receiving touchdowns (6).

// Norman Surpasses 100 Tackles

Sophomore linebacker Bryce Norman surpassed 100 career tackles when he registered eight against Lindenwood (Oct. 1). Norman, who has 151 career stops, also had a sack, and posted his first career interception. He leads the Redhawks



2022 SOUTHEAST MISSOURI FOOTBALL NOTES

MURRAY STATE // NOV. 19

with 96 tackles and ranks second in the Ohio Valley Conference in that category.

// Defensive Touchdown

Southeast Missouri scored its first defensive touchdown of the season when Henry Pickens III put a big hit on Central Arkansas quarterback Will McElvain. Bryce Norman recovered the fumble and ran three yards into the end zone to give SEMO a 7-0 lead with 9:44 left to play in the first quarter. It was the first career touchdown for Norman.

// Run it Back McDonald

After Central Arkansas pulled to within four points (21-17) late in the first half, Dalyn McDonald ran the ensuing kickoff back 97 yards for a touchdown. McDonald became the first player in the Ohio Valley Conference to return a kickoff for a touchdown this season. His 97-yard kickoff return tied for the second-longest in program history. He became the first Redhawk to run back a kickoff for a touchdown since Shabari Davis (86 yards, vs. Eastern Illinois, Oct. 30, 2021). It also marked the second-straight game where Southeast Missouri scored a touchdown on special teams.

// McDonald and DeLaurent Honored

Dalyn McDonald was named Ohio Valley Conference Specialist of the Week and quarterback Paxton DeLaurent won his third-straight OVC Newcomer of the Week honor on Sept. 25. McDonald ran back a kickoff 97 yards for a touchdown and finished with 192 all-purpose yards in Southeast Missouri's 35-27 win over Central Arkansas (Sept. 24). Meanwhile, DeLaurent accumulated 312 yards of total offense and three touchdowns against UCA. He completed 17-of-31 passes for 252 yards and two touchdowns and ran for 60 yards and another score.

// 42 in a Row

Kicker DC Pippin has not missed an extra point in his Southeast Missouri career. Pippin is a perfect 42-of-42 in PATs dating back to last season. He made 40-of-40 through 10 games in 2022 and is tied for first in the Ohio Valley Conference in PAT kicking percentage.

// Nice Defense

Southeast Missouri's defense limited Central Arkansas to a mere 16 rushing yards in its latest win on Sept. 24. The Redhawks held the Bears to less than a yard (0.7) per rush on 24 attempts in the game. The 16 yards were the fifth fewest by any opponent against the Redhawks during SEMO's NCAA Division I era.

// Happy Home-Opener

Southeast Missouri won its home-opener with a 42-16 drubbing of Southland Conference member Nicholls (Sept. 17). SEMO improved to 19-13 all-time in home-openers during its NCAA Division I Football Championship Subdivision tenure. The Redhawks are 5-4 in home-openers under Head Coach Tom Matukewicz.

// This is Our House!

Southeast Missouri has won 19 of its last 25 games at Houck Field dating back to the start of the 2018 season. SEMO finished with a winning record on its home field four of the last five seasons. The Redhawks also had a 12-game home winning streak in that stretch which ended on Mar. 7, 2021.

// Norman Nabs OVC Defensive Player of the Week Accolades

Sophomore linebacker Bryce Norman recorded a career and Ohio Valley Conference high 17 tackles en route to winning the league's Defensive Player of the Week honor on Sept. 18. Norman had five solo stops and assisted on 12 others against Nicholls (Sept. 17). It was the third double-digit tackle game of his career. Norman led a Southeast

Missouri defense that forced one turnover and limited the Colonels to only 50 rushing yards.

// DeLaurent Repeats as OVC Newcomer of the Week

For the second-straight week, quarterback Paxton DeLaurent was named Ohio Valley Conference Newcomer of the Week. DeLaurent threw for over 300 yards for the second week in a row when he completed 22-of-32 passes for 309 yards and three touchdowns vs. Nicholls (Sept. 17). DeLaurent completed passes to 11 different receivers. He threw a pair of touchdown passes to Geno Hess and connected with Ryan Flournoy on an 18-yard strike. DeLaurent also scored on a 9-yard run to give Southeast Missouri a 14-0 lead early in the game.

// Block Party

The Redhawks blocked two kicks in their home-opening win over Nicholls (Sept. 17). Christian Fuhrman blocked a punt and Garrett Todd scooped up the ball and dashed 29 yards to the end zone. Meanwhile, Steven Lewis blocked a PAT.

// Matukewicz Fourth All-Time in Wins

Southeast Missouri Head Coach Tom Matukewicz ranks fourth all-time in program history with 49 wins. Matukewicz is the 13th head coach in SEMO's football tenure. Kenneth Knox (1952-67) 88
Abe Stuber (1932-46) 72
Jim Lohr (1974-83) 52
Tom Matukewicz (2014-present) 49

// Four Touchdown Game for Hess

Running back Geno Hess scored a career-high four touchdowns to key Southeast Missouri's win at Lindenwood (Oct. 1). Hess scored at least three touchdowns in a game a total of eight times in his career.



// Redhawks Upend #17 Southern Illinois for First Win of 2022

In a game that featured nine lead changes, Southeast Missouri prevailed in a 34-31 victory over #17 Southern Illinois (Sept. 10). SEMO picked up its first win of the season in the final seconds when Paxton DeLaurent threw a 2-yard touchdown pass to Damoriea Vick with 11 ticks on the clock. SIU committed pass interference penalties on incompletions twice on fourth down during the Redhawks game-winning drive.

// Another Brickyard Win

Southeast Missouri's win over #17 Southern Illinois (Sept. 10) marked Tom Matukewicz's eighth against a ranked opponent as the Redhawks head coach. The Redhawks have a total of 12 wins over ranked FCS or FBS foes. Those victories are laid to rest in the Brickyard that resides in SEMO's locker room. Matukewicz has the most wins over ranked opponents of any SEMO head coach.

// Back-to-Back Brickyard Victories

With their win over #17 Southern Illinois, the Redhawks improved to 10-31 against ranked Football Championship Subdivision opponents since 2004. For only the second time in program history, Southeast Missouri won consecutive games against ranked foes. SEMO beat then-#8 UT Martin in its 2021 season finale before taking down the Salukis on Sept. 10.

// You Got Mossed!

Southeast Missouri wide receiver Ryan Flournoy's spectacular catch over two defenders at Iowa State (Sept. 3) was featured as the No. 3 play on You Got Mossed. It was the first time SEMO made the segment that highlights great receptions like the legendary Randy Moss would make.

// 80th Win Against the Missouri Valley

The Redhawks win over #17 Southern Illinois marked their 80th all-time against Missouri Valley Football Conference schools. Southeast Missouri improved to 80-99-8

against such teams. Forty-three of those wins came against the Salukis.

// DeLaurent Nabs OVC Offensive Player and Newcomer of the Week Honors

First-year Southeast Missouri quarterback Paxton DeLaurent was named Ohio Valley Conference Offensive Player and Newcomer of the Week on Sept. 11. DeLaurent threw for 332 yards and four touchdowns to lead SEMO to a 34-31 upset over #17 Southern Illinois (Sept. 10). He completed 33-of-44 passes and did not throw an interception. At one time, DeLaurent had 16-straight completions. He also threw the game-winning touchdown with 11 seconds remaining.

// Spreading it Around

Paxton DeLaurent completed passes to 11 different receivers against Nicholls (Sept. 17). Johnny King (5), Ryan Flournoy (4), Pervis Frazier (3), Dalyn McDonald (2), Danny Joiner (2), Geno Hess (2), Jack Clinkenbeard (1), Garrett Todd (1), Shamenski Rucker (1), Will Weidemann (1) and Darrell Smith (1) combined for the Redhawks 23 receptions.

// Pippin Secures OVC Co-Specialist of the Week Accolades

Kicker DC Pippin shared Ohio Valley Conference Specialist of the Week honors on Sept. 11. Pippin scored 10 points on 2-of-3 field goals and a perfect 4-of-4 extra points against #17 Southern Illinois (Sept. 10). He split the uprights from 50 and 45 yards, respectively. Pippin's 50-yard field goal tied the game with 4:19 remaining in the third quarter. His 45-yard kick then gave SEMO the lead five seconds into the fourth period. Pippin also kicked off five times for 294 yards, averaging 58.8 yards per kickoff.

// 100-Yard Tandem

Johnny King and Ryan Flournoy each finished with over 100 receiving yards at #17 Southern Illinois (Sept. 10). King caught 14 passes for 125 yards and two touchdowns, while Flournoy made 10 catches for 145 yards and one touchdown. It was the first time Southeast Missouri had a pair of 100-yard receivers in a game since 2018 (Jerrick Orr 121 yards and Colby Cornett 115 yards at Tennessee Tech). It also marked the second time King scored multiple touchdowns in a game.

// Vick Does it Again

Missouri State transfer Damoriea Vick caught a touchdown pass in each of Southeast Missouri's two games this season. Vick caught the game-winning 2-yard touchdown pass against #17





2022 SOUTHEAST MISSOURI FOOTBALL NOTES

MURRAY STATE // NOV. 19

Southern Illinois (Sept. 10). He previously faced the Salukis three other times in his career, but never scored a touchdown against them until this year.

// Top-10 in the FCS

As a team, Southeast Missouri ranks among the top-10 in the Football Championship Subdivision in fourth-down conversion percentage (7th, .667), punt return defense (4th, 0.86), fumbles lost (9th, 3), sacks allowed (6th, 0.90), turnovers lost (9th, 9) and total offense (8th, 475.4). Individually, Dalyn McDonald ranks among the top-10 kick return TDs (8th, 1); Paxton DeLaurent is sixth in total offense (299.1 ypg); Geno Hess is sixth in rushing yards (1,252), eighth in rushing yards per carry (6.96), fourth in rushing touchdowns (15), third in scoring (10.2 ppg) sixth in rushing yards per game (125.2) and second in total touchdowns (17); and Garrett Todd is fifth in punt return TDs (1).

// Atop the OVC

Southeast Missouri leads the Ohio Valley Conference in scoring defense (21.5 ppg allowed), rushing offense (220.1 ypg), rushing defense (108.8 ypg allowed), kickoff returns (22.3 ypr), PAT kicking (43-of-43, 1.00), sacks (23) fourth-down conversions (10-of-15, 66.7 pct.). Individually, Geno Hess is first in the OVC in rushing (125.2 ypg), scoring (10.2 ppg) and all-purpose yards (135.6 ypg), DC Pippin is first in field goals (14-of-21, 1.4 per game) and PAT kicking percentage (40-of-40, 1.00) and Dalyn McDonald is first in punt return average (7.8 ypr) and kick return average (26.4 ypr).

// Division I Debuts

A total of 23 players saw their first NCAA Division I action during Southeast Missouri's season-opener at Iowa State (Sept. 3). Harris Adams, McKel Brumfield, Nasim Cairo, Jack Clinkenbeard, Judd Cunningham, Paxton DeLaurent, Slade Dollar, Ryan Flournoy, Chris Frye, Christian Fuhrman, Eric Ivory Jr.,

Michael Jamerson, Danny Joiner, Joedrick Lewis, Zach Martin, Dalyn McDonald, Henry Pickens III, Kobe Sixkiller, Darrell Smith, Braden Thompson, Ja'Kobe Watkins, Caleb Webb and JaQori Williams formed that group.

// First Career Start

Newcomer Paxton DeLaurent, the ninth transfer quarterback to start a season-opener with Tom Matukewicz at the helm, played strong in his first career Division I start. DeLaurent completed 19-of-38 passes for 222 yards and a touchdown, and finished as Southeast Missouri's top rusher with 74 yards at Iowa State (Sept. 3). He averaged 6.2 yards per carry and threw his first career touchdown pass as a Redhawk late in the second quarter.

// Vick Scores First Touchdown

The Redhawks first touchdown of the 2022 season went to first-year Southeast Missouri wide receiver Damoriea Vick. Vick, who played the last three years at Missouri State, caught an 11-yard pass from Paxton DeLaurent for the Redhawks first points with just under two minutes left in the second quarter.

// Add it to the Highlight Reel

Iowa Western Community College transfer Ryan Flournoy made a splash in his Southeast Missouri debut at Iowa State (Sept. 3). Flournoy hauled in a spectacular 41-yard catch over two defenders to set up the Redhawks only touchdown of the game. He registered a team-high 56 yards on three catches against the Cyclones.

// Nice Response

Down, 21-0, Southeast Missouri scored 10 points in a quick 2:27 to close out the first half at Iowa State (Sept. 3). After Damoriea Vick caught an 11-yard touchdown pass with 1:59 left in the second quarter, Joedrick Lewis picked off Hunter Dekker's pass on the second

play of ISU's ensuing drive. Lewis ran his interception back 27 yards to the Cyclones 7-yard line. DC Pippin later kicked a 23-yard field goal to narrow ISU's lead to 21-10 at the intermission.

// Johnson Matches Career-High

Safety Lawrence Johnson matched a career-high 12 tackles in his first start of the 2022 campaign. Johnson collected 10 solo stops and recorded double-digit tackles for the fourth time in his career.

// Season 118

The 2022 campaign is Southeast Missouri's 118th season of college football. SEMO is in its 32nd season at the NCAA Division Football Championship Subdivision (FCS) level. The Redhawks joined the FCS in 1991 and are 137-221 with two Ohio Valley Conference titles (2010, 2019) and three NCAA Playoff appearances (2010, 2018, 2019) as a Division I program.

// DeLaurent Wins Starting Quarterback Job

Newcomer Paxton DeLaurent will be Southeast Missouri's starting quarterback when the Redhawks take the field for Saturday's season-opener at Iowa State. DeLaurent edged CJ Ogbonna in a tight race that wasn't decided until Aug. 22. Ogbonna started every game under center for SEMO a year ago. DeLaurent enjoyed a lot of success the previous two seasons at Central Methodist University. There, he earned Heart of America All-Conference honors after completing 171-of-349 passes for 2,499 yards and 25 touchdowns in 2021. DeLaurent was also the Eagles top rusher with 553 yards and seven more touchdowns.

// Transfer Quarterbacks

A transfer has started at quarterback in all nine of Southeast Missouri's season-opening games with Tom Matukewicz at the helm. Kyle Snyder (Ohio University, 2014), Tay Bender (Iowa Western CC, 2015), Jesse Hosket (East Central CC, 2016, 2017), Daniel Santacaterina (Northern Illinois, 2018, 2019), Andrew



Bunch (Nebraska, 2021 spring), CJ Ogbonna (Hutchinson CC, 2021 fall) and Paxton DeLaurent (Central Methodist, 2022) form that group.

// Redhawks Picked Second in OVC Preseason Poll

Southeast Missouri was picked second in the 2022 Ohio Valley Conference Preseason Poll selected by the league's Head Coaches and Communication Directors. SEMO accumulated 59 points and three first-place votes behind UT Martin (70 pts., 10 first-place votes). Murray State (51 pts.), Tennessee State (46 pts., 1 first-place vote), Tennessee Tech (29 pts.), Eastern Illinois (20 pts.) and first-year OVC member Lindenwood (19 pts.) complete the seven-team predicted order of finish. This is the final year Murray State is a member of the OVC. The Racers will be in the Missouri Valley Football Conference starting in 2023.

// Hess Named OVC Preseason Offensive Player of the Year

One of the best tailbacks in the Football Championship Subdivision is at Southeast Missouri in senior Geno Hess. Hess was named the Ohio Valley Conference Preseason Offensive Player of the Year after leading the league with 1,116 yards, 14 touchdowns and 111.6 yards per game last season. He landed a spot on this year's Lindy's, Stats Perform and HERO Sports Preseason All-America teams and is one of 35 players on the 2022 Walter Payton Award Preseason Watch List.

// Haynes Makes Augusta Sports Council FCS Punter of the Year Preseason Watch List

Southeast Missouri's Zach Haynes is one of 22 candidates on the Augusta Sports Council 2022 FCS Punter of the Year Award Preseason Watch List. The award honors the nation's top collegiate punter in the FCS. The candidates on the list incorporate a broad spectrum of Football Championship Subdivision (FCS) punters. The 2022 watch list was compiled based on the 2021 FCS Punter of

the Year watch list, the 2021 All-Conference teams, the 2021 All-America teams and the 2022 preseason All-Conference teams. A native of Potosi, Missouri, Haynes earned preseason All-Ohio Valley Conference accolades. He was a semifinalist for the FCS Punter of the Year Award after averaging 41.2 yards per punt last season. The FCS Punter of the Year Award winner will be voted on by the FCS Punter of the Year/Ray Guy Award Committee and will be announced after regular season play commences.

// Please Read

Paxton DeLaurent's path to Southeast Missouri started with a hand-written letter from his mother, Heather. Heather's letter reached the Cape Girardeau home of Head Coach Tom Matukewicz. When Matukewicz received the letter in his mailbox, the Redhawks began recruiting DeLaurent and later signed him to a National Letter of Intent.

// Six Redhawks Earn Preseason All-OVC Honors

Six Redhawks earned Preseason All-Ohio Valley Conference honors ahead of the 2022 season. Running back Geno Hess, wide receiver Johnny King, offensive tackle Nate Korte, center Zack Gieg, inside linebacker Bryce Norman and punter Zach Haynes all landed a spot on this year's team.

// Lots of New Faces

Southeast Missouri's roster includes 52 newcomers, 43 of which are freshmen. The Redhawks have a total of 106 players on their roster going into the 2022 season.

// Matukewicz Momentum

Tom Matukewicz is in his ninth year as Southeast Missouri's head coach in 2022. With a total of 49 wins and 37 in Ohio Valley Conference play, Matukewicz has more victories than any head coach in SEMO's NCAA Division I era. He also guided the Redhawks to one OVC title

(2019) and two FCS Playoff appearances (2018, 2019). Matukewicz is 49-51 and 37-27 in the OVC as SEMO's head coach.

// 34 Wins

Since the start of the 2018 season, Southeast Missouri accumulated 34 wins, most in the Ohio Valley Conference during that span. UT Martin is next with 27 victories. Murray State (22), Tennessee State (16), Tennessee Tech (15) and Eastern Illinois (8) round out the league.

// Big 2022 Class

Southeast Missouri's 2022 recruiting class consists of 38 players. It is the largest recruiting class in SEMO football history. Of that group, 11 were mid-year transfers who participated in spring drills.

// NFL Watch

Several NFL teams have visited Cape Girardeau to check out the Redhawks. Twenty-four teams, including the Arizona Cardinals, Los Angeles Rams, San Francisco 49ers, Los Angeles Chargers, Miami Dolphins, Baltimore Ravens, Washington Commanders, Green Bay Packers, Cleveland Browns, Indianapolis Colts, Houston Texans, Las Vegas Raiders, Denver Broncos, Seattle Seahawks, Philadelphia Eagles, Minnesota Vikings, Tennessee Titans, Pittsburgh Steelers, Atlanta Falcons, Carolina Panthers, Kansas City Chiefs, Jacksonville Jaguars, New York Jets, New Orleans Saints, New York Giants, Buffalo Bills and Dallas Cowboys have stopped by practices. Southeast Missouri's players getting looks are Geno Hess (RB), Johnny King (WR), Ryan Flournoy (WR), Shyron Rodgers (OL), Lawrence Johnson (DB), Trai Hodges (DB), LaWilliam Holmes (DL), Jordan Cole (OLB) and Damorica Vick (WR).



2022 SOUTHEAST MISSOURI FOOTBALL NOTES

MURRAY STATE // NOV. 19

// Redhawks Establish Partnership to Sack Hunger During 2022 Football Season

The Southeast Missouri Department of Athletics is teaming up with the Southeast Missouri Food Bank, Sikeston Jaycees, TAG Truck Center and Ford & Liley Countertops to Sack Hunger this upcoming 2022 football season. For every quarterback sack against opposing teams this year, Sikeston Jaycees, TAG Truck Center and Ford & Liley Countertops will each donate \$100 to the Southeast Missouri Food Bank. Every \$1 donated to the Southeast Missouri Food Bank provides four meals, which means each Redhawk sack will supply 1,200 meals to families facing hunger in the southeast Missouri region. River Radio, the official radio broadcast partner of SEMO Athletics, will also support the campaign by airing public service announcements during Redhawk football broadcasts throughout the 2022 campaign. Fans who wish to join the Redhawks in the fight against hunger can donate to the Southeast Missouri Food Bank at SEMOfoodBank.org.

have won OVC Coach of the Year honors along the way. In 2020-21, the Redhawks claimed the OVC Commissioner's Cup for the first time ever.

// Redhawks in Professional Football

Four former Southeast Missouri players are presently on active NFL rosters. Cornerback Mike Ford is with the Atlanta Falcons, wide receiver Kristian Wilkerson is with the New England Patriots, offensive lineman Drew Forbes is with the Detroit Lions and linebacker Mark Robinson is with the Pittsburgh Steelers. Two other former Redhawks are playing in the USFL. Defensive end Aaron Adeyoe is with the Birmingham Stallions and defensive tackle Josh Avery is with the Houston Gamblers.

// Championship Culture

Southeast Missouri Athletics has reached unprecedented success. Since the start of the 2019 calendar year, Redhawk teams have won a combined 17 Ohio Valley Conference titles, most in the league in that stretch. Nine of SEMO's 10 head coaches



First Phase of Construction for Houck Multiuse Complex Moves Forward

Southeast Missouri State University's Board of Governors authorized the administration to proceed with awarding a contract to Fager-McGee Commercial Construction during its meeting on Aug. 23 for the first phase of a new transformational Houck multiuse complex.

The \$15,978,100 contract includes the construction and replacement of the south sideline and grandstand of Houck Field as well as new seating, turf replacement, concession stands, restrooms, ADA access, and associated HVAC, mechanical and other systems work.

"We are thrilled to move forward with the first phase of this project that will improve our football and soccer facilities which were over 90 years old," said SEMO Director of Athletics Brady Barke.

Barke says in addition to benefitting the football and soccer programs, the new facility will increase the fan experience as well. The full Houck Project will offer not only improved athletic facilities but also needed academic spaces.

"When we talk about the Houck Project, we aren't just talking about the stadium," said Dr. Carlos Vargas, president of Southeast Missouri State University. "It is a multiuse complex that will include a facility with classrooms, labs, and offices to support STEM, health, life, and allied health sciences research, and academic programs."

More specifically, potential laboratories incorporated into the new facility may include an allied health laboratory, a biology (physiology) lab, a virtual anatomy laboratory, and a life science (biomechanics) laboratory.

Last fall, the University and the Southeast Missouri University Foundation identified approximately \$12 million to initiate the project. This summer, Southeast received \$11 million from the State of Missouri approved by Governor Mike Parson for the complex.

Vargas says an economic impact study completed last year by an international labor market analytics firm (EMSI) found the investment won't only benefit Southeast but also the region in significant ways.

"The study found the multiuse complex would add \$31 million to the economy including the construction spending impact as well as the long-term visitor spending impact which is projected to increase by nearly a quarter million dollars per year," said Vargas.

Barke said, "Once construction is underway, discussions will begin on design of the remaining phases, which will give us additional details on cost, so we can start work to fully fund the complete project."

Phase one of the project has an anticipated completion date of August 2023.



2022 SOUTHEAST MISSOURI FOOTBALL NOTES

MEDIA INFORMATION

// 2022 Honors & Awards

Captains

Paxton DeLaurent, QB
Ryan Flournoy, WR
Geno Hess, RB
Lawrence Johnson, DB
Nate Korte, OL
Lunden Manuel, DL

Lindy's Preseason All-America Team

Geno Hess, RB

Stats Perform Preseason All-America Team

Geno Hess, RB (Third-Team)

Walter Payton Award Preseason Watch List

Geno Hess, RB

Buck Buchanan Award Watch List

Bryce Norman, ILB

CFPA National Performer of the Year Watch List

Geno Hess, RB

Augusta Sports Council FCS Punter of the

Year Preseason Watch List

Zach Haynes

HERO Sports All-America Team

Geno Hess, RB (Third-Team)

Preseason All-OVC

Geno Hess, RB, Offensive Player of the Year
Johnny King, WR
Nate Korte, OL
Zack Gieg, OL
Bryce Norman, ILB
Zach Haynes, P

OVC Offensive Player of the Week

Paxton DeLaurent, QB, Sept. 11
Geno Hess, RB, Oct. 2
Geno Hess, RB, Oct. 23
Geno Hess, RB, Nov. 6
Geno Hess, RB, Nov. 13

OVC Defensive Player of the Week

Bryce Norman, ILB, Sept. 18
Lawrence Johnson, SS, Oct. 9

OVC Newcomer of the Week

Paxton DeLaurent, QB, Sept. 11
Paxton DeLaurent, QB, Sept. 18
Paxton DeLaurent, QB, Sept. 25
Paxton DeLaurent, QB, Oct. 2
Paxton DeLaurent, QB, Oct. 9
Paxton DeLaurent, QB, Oct. 23
Ryan Flournoy, WR, Oct. 30

OVC Specialist of the Week

DC Pippin, K, Sept. 11
Dalyn McDonald, RS, Sept. 25
DC Pippin, K, Oct. 30



// Strategic Communications

The Southeast Missouri Strategic Communications Office is always willing to assist the media with their coverage of Redhawk football. All media and credential requests should be made to Assistant Director of Athletics Jeff Honza. Should you need any information, feel free to call anytime, day or night. Honza can be reached at (573) 651-2933 (work) or (618) 528-1145 (mobile).

// In-Season Interview Policy

All of Southeast Missouri's football student-athletes and coaches will be available to the media throughout the 2022 season. Interviews should be arranged through the Southeast Missouri Strategic Communications Office. Interviews with players and coaches will be conducted either by phone or in-person after practice on Tuesdays and Wednesdays during the season. Please let the Strategic Communications Office know at least 24 hours in advance so interview arrangements can be made. Practices generally run from 3:30-5:30 p.m. during the season.

// Credentials

Credentials are required for all media at Houck Field. To request season or single-game credentials, please contact Jeff Honza in the Southeast Missouri Strategic

Communications Office by phone at (573) 651-2933 or email at redhawk1@me.com/jhonza@semo.edu. Credentials can be picked up at the will call table located at the north side of Houck Field. Southeast Missouri follows the guidelines set forth by the NCAA governing the issuance of credentials. Credentials will be issued to accredited sports writers of daily and weekly newspapers. Photo credentials will be issued to accredited members of the photo media working for newspapers and television stations. All credential requests should come from sports editors, directors or anchors. Spouses, dates and minors will not be permitted in the Press Box or the sidelines of Houck Field. Any unauthorized use of credentials will result in revocation of credentials issued by Southeast Missouri State University and credential requests will not be honored for future SEMO athletic events.

// Press Box Space

Due to the ongoing construction at Houck Field, there is currently no press box space available for media. Southeast Missouri's Strategic Communications Department will make every effort to assist media with their coverage under these challenging circumstances.



// **SEMORedhawks.com**

Southeast Missouri's official athletics website is updated daily and information on all 15 sports is available. Complete schedule, results, coaches and player bios, and other information can be accessed.

// **Postgame Interviews**

The Southeast Missouri Strategic Communications staff will make student-athletes available to the media at the conclusion of each game. Postgame press conferences will be held in the Knox Media Room in Houck Field House. Coach Matukewicz's first postgame responsibility after meeting with the team is his live radio show.

// **Photographers**

Please observe NCAA regulations and shoot from the designated areas assigned at Houck Field. Photographers are not permitted to shoot in the official team areas. Photographers must display their credentials at all times and shoot from behind the dash lines outside the team areas.

// **Live Stats**

StatBroadcast Live is the exclusive live statistics platform of Southeast Missouri football. Live stats can be accessed at **Statb.us/I/SEMO**.

// **Redhawks on ESPN+**

The Ohio Valley Conference and ESPN have a media rights agreement, which includes a minimum of 600 conference events on ESPN+, the multi-sport, direct-to-consumer subscription streaming service from The Walt Disney Company Direct-to-Consumer & International segment and ESPN. Select Southeast Missouri baseball games air live on ESPN+. ESPN+ offers fans thousands of additional live events, on-demand content and original programming not available on ESPN's linear TV or digital networks.

ESPN+ is an integrated part of the completely redesigned ESPN App. ESPN+ is also available through ESPN.com.

// **Redhawks Radio Network**

All Southeast Missouri football games will be broadcast live on the radio at Real Rock 99.3 FM (KCGQ) and online at SEMORedhawks.com. Erik Sean returns for his 23rd year as the "Voice of the Redhawks." Sean is the Director of Sports Operations for Mississippi River Radio's eight radio stations in Cape Girardeau. Sean will be assisted by former SEMO quarterback Rick Wieser (color analyst) at all home games.

Radio Network Affiliates

Real Rock 99.3 FM (KCGQ) (Flagship)
ESPN 93.5 FM (K228FX)
ESPN 1220 AM (KGIR)
ESPN 1470 AM (KMAL)

// **Football Radio Show**

Southeast Missouri's football radio show will be on Mondays at Wings Etc. with shows at the Cape Girardeau (3047 William Street), Jackson (2003 E. Jackson Blvd.) and Dexter (529 N. Walnut) locations during the season. The radio show airs live from Noon-1 p.m., CT, on ESPN 93.5 FM and 1220 AM each week. You can also watch all of Southeast Missouri's football radio shows live online at SEMOESPN.com.

Radio Show Schedule

August 26 (Cape Girardeau)
September 5 (Cape Girardeau)
September 12 (Jackson)
September 19 (Dexter)
September 26 (Cape Girardeau)
October 3 (Jackson)
October 10 (Cape Girardeau)
October 17 (Cape Girardeau)
October 24 (Cape Girardeau)
October 31 (Jackson)
November 7 (Cape Girardeau)
November 14 (Jackson)
November 21 (Cape Girardeau)

// **OVC Content Gathering Sessions**

Zoom sessions with all Ohio Valley Conference Head Football Coaches will be conducted each week beginning Aug. 30. The sessions will be on Tuesdays. Southeast Missouri's Tom Matukewicz will be on the call from 11:20-11:30 a.m., CT every week. If you have questions or need more information, contact Kyle Schwartz at (615) 690-6685 or kschwartz@ovc.org.

Zoom Link: <https://us02web.zoom.us/j/85802056731?pwd=cUF4QXNvQVZiROk5SRStyOE9LVzJTQT09>



2022 SOUTHEAST MISSOURI FOOTBALL NOTES

HEAD COACH TOM MATUKEWICZ



// Head Coach
// Ninth Year
// Fort Hays State, 1997



Tom MATUKEWICZ

Love, Effort, Attitude and Discipline (L.E.A.D) are the pillars of Tom Matukewicz's process-driven Southeast Missouri football program.

Matukewicz begins his ninth year as the Redhawks head coach in 2022. He guided his teams to one Ohio Valley Conference title (2019), two NCAA Football Championship Subdivision Playoff appearances (2018, 2019) and the school's only FCS Playoff win (2018). Matukewicz has seven wins over nationally-ranked FCS opponents, most of any head coach in SEMO history. Additionally, he holds the most wins (41) and OVC victories (33) of any head coach during the school's NCAA Division I era.

SEMO put together four-straight winning seasons in OVC play, another program first for Matukewicz. The Redhawks put together back-to-back nine-win campaigns for the first time in program history when they finished at 9-4 each of the 2018 and 2019 seasons. SEMO went a combined 12-1 at home over that span, as well.

A year ago, the Redhawks tied for second in the OVC with a 4-2 record marking the third time in

the last four seasons where they finished either first or second in the league standings.

SEMO led the OVC in kick returns (25.7 ypr), fourth down conversions (10-of-15, 66.7 pct.), opponent fourth down conversions (10-of-23, 43.5, pct.), red zone offense (33-of-33, 1.00 pct.) and red zone defense (31-of-40, 77.5 pct.). The Redhawks led the FCS in red zone offense as one of only two teams in the country that converted all of its chances inside the 20-yard line.

The Redhawks also ranked second among OVC leaders in rushing offense (195.1 ypg), punting (38.8 ypp), PAT kicking (36-of-37, 97.3 pct.) and turnover margin (+6).

In a challenging year brought on by a global COVID-19 pandemic, SEMO finished its abbreviated 2020 season with an overall record of 4-4 and took fourth in the OVC with a 4-3 mark.

Under Matukewicz, SEMO has ranked among the nation's Top-25 teams in the FCS STATS Media or American Football Coaches Association (AFCA) Polls a total of 18 weeks, including two in 2020, 13 in 2019 and three in 2018.

The Redhawks achieved their highest ranking of #12 in the Sept. 2 and Nov. 25 STATS Media Polls during the 2019 campaign. SEMO ranked #13 and #17 in the final STATS Media Polls in 2018 and 2019, respectively.

Every year that Matukewicz has been head coach at SEMO, the Redhawks finished among the top two in the OVC in either red zone defense, sacks, turnover margin, third down defense or interceptions.

In 2020, SEMO led the OVC and rated eighth in the nation in red zone defense. The Redhawks also ranked eighth in the FCS with 10 interceptions.

The 2019 Redhawks topped the OVC and ranked 20th nationally in interceptions (14). SEMO rated second in the league in red zone defense and had 24 takeaways, which ranked third among conference foes.

Matukewicz's 2019 squad claimed a share of the OVC title and advanced to the FCS Playoffs for the second-straight year. The Redhawks went 7-1 in conference play en route to just their second OVC crown in school history and first since 2010.

The Redhawks upended then-#14 Jacksonville State on the road becoming the first team to beat JSU in Jacksonville, Alabama in SEMO's Division I era. Matukewicz became the first head coach to knock off the Gamecocks in back-to-back seasons during the school's entire Division I tenure (since 1991). Additionally, the Redhawks ended JSU's 36-game

winning streak in OVC play and 32-game winning streak in home regular-season contests.

SEMO's lone conference blemish that year came on the road at Austin Peay, which shared the regular-season championship with the Redhawks. After that, SEMO won its final six games of the season and hoisted the trophy following a 31-24 home victory over rival Murray State. The Redhawks closed out 2019 with a loss to Illinois State during the first round of the FCS Playoffs in Cape Girardeau.

In 2018, SEMO's program turned the corner with a historic season that saw Matukewicz guide the Redhawks to a 9-4 overall record, second-place finish in the OVC and the school's first NCAA FCS Playoff berth in eight years..

The Redhawks knocked off two ranked opponents and posted their first postseason victory when they toppled #15 Stony Brook in the first-ever NCAA Playoff game played at Houck Field.

The Redhawks nearly swept the league's coveted specialty awards as Matukewicz was named OVC Coach of the Year, linebacker Zach Hall was tabbed Defensive Player of the Year and running back Marquis Terry was selected Offensive Player of the Year.

Statistically, the Redhawks led the FCS in turnover margin (+1.85), turnovers gained (36), interceptions (23), blocked punts allowed (0) and fumbles lost (1). SEMO also led the OVC in 13 different categories.



Along the way, SEMO broke six single-season school records, including points scored (482), points per game (37.1), touchdowns (63), total plays (891) and all-purpose yards (7,094).

Six players earned All-America recognition. Hall, who became SEMO's first player to win the Buck Buchanan National Defensive Player of the Year award, was named to eight All-America teams alone. Forbes, Terry, Bydarrius Knighten, DJ Freeman and Zion Custis were the Redhawks other All-America honorees.

Nine individuals garnered All-OVC accolades. Daniel Santacaterina, Terry, Forbes, Hall and Knighten were first-team selections, while Clarence

Thornton, Justin Swift, Kristian Wilkerson and Lucas Orchard were second-team picks.

SEMO went a perfect 6-0 at home and later won 13 in a row at Houck Field prior to its first-round FCS Playoff loss to Illinois State (Nov. 30, 2019).

Following the 2018 campaign, Matukewicz received a contract extension through Jan. 31, 2023.

"Coach Matukewicz has a special ability to develop young men both on and off the field, said Director of Athletics Brady Barke. "He is building a championship caliber football program, and we have a great opportunity to build upon our recent success. We have seen firsthand the positive impact that a successful football program can have on our

University and community and I'm excited to have him lead our program into the future."

SEMO led the OVC and ranked sixth in the FCS with 37 sacks in 2017. The Redhawks also finished among the top four teams in the league in scoring defense (21.8 ppg allowed), rushing offense (4th, 137.7 ypg), kickoff returns (3rd, 22.8 ypr), punt return average (3rd, 10.1 ypr), sacks allowed (3rd, 14), fourth-down conversions (3rd, 50 pct.), turnover margin (2nd, +3) and red zone defense (4th, 75 pct.).

Four Redhawks, including Kendall Donnerson (first-team), Terry (first-team), Hall (second-team) and Forbes (second-team) garnered All-OVC accolades. Donnerson was later drafted by the Green Bay Packers, becoming the first SEMO player to be drafted in 14 years.

In 2016, SEMO lost four games by a combined 12 points en route to finishing with an overall record of 3-8.

The Redhawks ranked third in the OVC in both scoring defense (24.4 ppg allowed) and rushing defense (138.5 ypg allowed), and boasted the league's second-best red zone defense. Five Redhawks, including Chad Meredith (first-team), Alex Knight (first-team), Cameron Sanders (first-team), Will Young (second-team) and Jesse Hosket (all-newcomer) earned All-OVC honors.

SEMO completed its 2015 campaign ranked among the top three teams in the OVC in rushing offense (2nd, 182.9 ypg), kickoff returns (20.6 ypr), punt

return average (3rd, 9.6 ypr), kickoff coverage (2nd, 40.6 net avg.), sacks (2nd, 31), fourth down conversions (2nd, 60 pct.) and turnover margin (1st, +10). The Redhawks 31 sacks were third-most in a season. In addition, SEMO led the league in turnover margin after ranking last in that category the year before. The Redhawks faced four ranked teams and lost four games by a combined 14 points last season, as well.

Individually, Dante Vandeven, Tremane McCullough, Paul McRoberts, Garret Baker, Mike Ford, Knight and Roper Garrett earned All-OVC honors in 2015.

Vandeven was the league's Freshman of the Year, McCullough and McRoberts were first-team selections and Baker, Garrett, Knight and Ford were second-team picks.

McRoberts went on to sign as an undrafted free agent with the Los Angeles Rams and was then signed to the team's active roster on Dec. 23, 2016. McRoberts was on the practice squad for the Canadian Football League's Saskatchewan Roughriders from 2019-21.

Six others who played under Matukewicz at SEMO are or were in the professional football ranks. Josh Avery (Seattle Seahawks) and Kristian Wilkerson (Tennessee Titans, New England Patriots) signed as undrafted free agents shortly after the 2019 NFL Draft. Mike Ford (Detroit Lions, Denver Broncos, Atlanta Falcons), Drew Forbes (Cleveland Browns) and Wilkerson are currently on





2022 SOUTHEAST MISSOURI FOOTBALL NOTES

HEAD COACH TOM MATUKEWICZ

active NFL rosters. Forbes was SEMO's second-highest draft pick in program history.

Presently a free agent, Kendall Donnerson had stints with the Green Bay Packers, Las Vegas Raiders, Cincinnati Bengals and Carolina Panthers. Meanwhile, Shabari Davis signed as an undrafted free agent with the Jacksonville Jaguars following the 2022 NFL Draft.

A native of Silver Lake, Kansas, Matukewicz hit the ground running during his head coaching debut in 2014.

That year, SEMO celebrated two wins over ranked opponents, beating then-#3 Southeastern Louisiana and then-#20 Tennessee State. Southeastern Louisiana was the highest-ranked opponent SEMO has ever beaten and the 2014 campaign marked the first time the Redhawks knocked off

two ranked opponents in one season.

After those wins, SEMO moved to No. 23 in the Oct. 6, 2014 Sports Network Poll, claiming its first Top 25 ranking since the end of the 2010 season.

Statistically, the Redhawks led the OVC in third down conversion percentage (45.7), fourth down conversion percentage (66.7) and sacks allowed (9).

SEMO was also sixth in the FCS in sacks allowed, 13th in fourth down conversion percentage and 14th in third down conversion percentage.

As a team, the Redhawks scored 384 points, their most in a season since 2002.

The excitement of Matukewicz's brick-by-brick approach generated an increase in home attendance during two

of his first three seasons as head coach.

Matukewicz coached a total of 36 All-OVC performers, including one OVC Offensive Player of the Year (Terry), one OVC Defensive Player of the Year (Hall), one OVC Freshman of the Year (Vandeven), 19 first-team selections and 17 second-team picks during his first seven years as SEMO's head coach. McRoberts became the first Redhawk player invited to the Reese's Senior Bowl, as well.

Off the field, Matukewicz's program is highly visible in the community and often engages in random acts of kindness. He simply uses goodwill to teach his players valuable life lessons.

SEMO teamed up with the Cape Girardeau Police Department to raise money for the Minority Police Academy Scholarship Fund on Oct. 10, 2020. The event raised \$13,000, which helped fund two scholarships.

In 2015, SEMO partnered with Saint Francis Medical Center to announce a new collaboration, taking the Redhawks' Pink Up efforts to a new level.

As part of a Pink Up Jersey Auction, the football team raised over \$75,000 for breast cancer awareness over a four-year period. The Redhawks donned special pink jerseys, each personalized with a name in honor or memory of a survivor or loved one during this special initiative.

Before its 2016 season-opener at Memphis, SEMO visited St. Jude Children's Research Hospital. Redhawk

players, coaches and support staff toured the amazing facility that leads the way the world understands, treats and defeats childhood cancer and other life-threatening diseases. SEMO donated teddy bears and other items along with a check for over \$500 to St. Jude Children's Research Hospital.

On July 21, 2016, Matukewicz organized a Cops and Hawks flag football game which brought a whole community together in light of shootings in the United States. Redhawk players and local law enforcement officials were teammates in the event which raised \$4,500 for BackStoppers, a non-profit organization that provides needed financial assistance and support to the spouses and dependent children of fallen and injured service members in the line of duty.

During SEMO's 2014 season-opener against Missouri Baptist, the Redhawk captains took a No. 14 jersey to midfield for the coin toss to honor the memory of Kaden Robert. Robert was a Kelly High School football player who died in an accidental shooting on June, 2014.

A week later, Michael Douglas, a 16-year old from Kansas, accompanied the Redhawks on the sideline for their game against the Jayhawks on Sept. 6, 2014. Douglas was diagnosed with an interstitial lung disease when he was a year old and has to use an oxygen tank. The teenager initially contacted wide receiver Mike Cyliax for an autograph the summer before the 2014 campaign. Once





Matukewicz heard the story, he wrote Douglas a letter and invited him to the game.

SEMO's football program generously donated to the Nolan Weber Believers 5K & Fun Run/Walk in nearby Jackson. Weber was a soccer player at Jackson High School who fought brain cancer for almost three years (doubling the life expectancy of what his illness normally came with) before he passed away. The contribution went to the Believing Beyond Nolan Weber Foundation that provides financial and/or spiritual/emotional support to children and their families battling cancer and other catastrophic illnesses.

Matukewicz also presented a check to the parents of Dominic Hooper -- a Scott City teen who tied in February, 2014 from injuries sustained in an ATV accident -- during the team's annual spring game.

A tireless worker, Matukewicz brings energy and passion unlike any other. His commitment to excellence and brick-by-brick mantra have the Redhawks soaring to new heights.

Popularly known as "Coach Tuke," Matukewicz was introduced as SEMO's 13th head coach on Dec. 18, 2013. Matukewicz is used to transforming programs into winners and he did just that as an assistant coach at Northern Illinois and Southern Illinois.

While at NIU, Matukewicz helped lead the Huskies to the Mid-American Conference West title in 2010 and an outright

MAC Championship in 2011. Matukewicz was the linebackers coach in 2011 after serving as defensive run-game coordinator for three seasons under then-head coach Jerry Kill.

Matukewicz reached the pinnacle of his NIU stint when he was interim head coach for the Huskies' trip to the 2010 Humanitarian Bowl after Kill accepted the Minnesota job at the end of the season. He led NIU to a commanding 40-17 victory over Fresno State in that game.

Matukewicz was responsible for coordinating the Huskies' run defense during his first three seasons at NIU. In 2010, the Huskies ranked 24th nationally and third in the MAC in rushing defense, allowing 126.5 yards per game. NIU also had the MAC's No. 1 total defense in 2008 and 2009.

In his first year in DeKalb, Matukewicz was part of a staff that turned NIU into the No. 1 scoring and total defense in the MAC, and one of the top 20 units in the country. The Huskies boasted the second-most improved scoring defense in the nation in 2008. That year, NIU allowed only 18 points per game, down from 30.8 the previous season. The Huskies ranked 17th nationally in total defense and was fifth in the country in pass defense.

Before that, Matukewicz spent seven seasons at SIU. As linebackers coach and run-game coordinator, he had a big hand in three Missouri Valley Football Conference championships (2003, 2004, 2005) and five



NCAA Football Championship Subdivision playoff berths (2003, 2004, 2005, 2006, 2007).

Matukewicz was named the 2007 FCS Assistant Coach of the Year by the American Football Coaches Association after helping turn the Salukis into one of the top rushing defenses in the nation. SIU held its opponents to a rushing average below 135 yards per game every year from 2002-07. The Salukis had three of the top-10 rushing defenses in program history during that time.

Matukewicz's 2004 linebacker corps formed the heart of a defense which gave up just 101.7 rushing yards per game, led the nation in scoring defense and allowed 13.2 points per contest. Matukewicz made one more stop at the University of Toledo prior to accepting his first head

coaching job at Southeast.

At Toledo, Matukewicz was defensive coordinator and linebackers coach for the 2012 and 2013 seasons.

In 2012, Matukewicz helped guide a defense that ranked among the top 25 in the nation in fourth-down conversion (9th), red-zone defense (10th), interceptions (18th) and turnovers forced (25th). The Rockets went 9-4 and earned a trip to the 2012 Famous Idaho Potato Bowl.

Matukewicz's defense also featured the nation's leading tackler in linebacker Dan Molls. Molls had 166 tackles, earned First-Team All-MAC honors and became Toledo's first Academic All-American in eight years.

Matukewicz completed his undergraduate work at Fort Hays State. He received his bachelor's degree in



2022 SOUTHEAST MISSOURI FOOTBALL NOTES

HEAD COACH TOM MATUKEWICZ

physical education in 1997 and then earned his master's degree in administration at Pittsburg State.


Matukewicz coached at Fort Hays State (1996-97), Pittsburg State (1997-99),

Coffeyville Community College (1999-2000) and Emporia State (2000-01) prior to his NCAA Division I football tenure.

Matukewicz and his wife, Lenna, have two daughters, Georgia and Shelby.

Matukewicz vs. All Opponents

Arkansas State.....	0-1	Montana State.....	0-1
Austin Peay.....	5-3	Murray State.....	4-5
Central Arkansas.....	1-0	Nicholls.....	1-0
Dayton.....	1-1	Northwestern State.....	1-0
Eastern Illinois.....	6-3	Sam Houston.....	0-1
Eastern Kentucky.....	2-5	Shorter University (Ga.).....	0-1
Fresno State.....	1-0	Southeastern Louisiana.....	1-0
Illinois State.....	0-1	Southern Illinois.....	4-5
Indiana State.....	0-2	Stony Brook.....	1-0
Iowa State.....	0-1	Tennessee State.....	6-2
Jacksonville State.....	2-5	Tennessee Tech.....	6-3
Kansas.....	0-2	UT Martin.....	5-4
Lindenwood.....	1-0	Weber State.....	0-1
Memphis.....	0-1	West Virginia State.....	1-0
Missouri.....	0-3	Total.....	50-51
Missouri Baptist.....	1-0		



■ Matukewicz By the Numbers

47 All-Ohio Valley Conference Selections

26 First-Team Selections
21 Second-Team Selections

49 Wins

Most among SEMO head coaches during NCAA Division I era.

37 OVC Wins

Most among SEMO head coaches.

26 Wins by a Senior Class (2018-2021)

Most of any senior class under a SEMO head coach.

26 Weeks in FCS Top-25 Polls

Matukewicz's teams ranked among the Top-25 in either the FCS STATS Media or AFCA Coaches Polls.

10 All-Americans

Geno Hess, Bryce Norman, Zach Hall, Marquis Terry, Drew Forbes, Kristian Wilkerson, Elijah Swehla, Mike Matthews, Zion Custis, Zach Haynes

8 Wins Over Ranked FCS Opponents

Most of any SEMO head coach.

4 Consecutive Winning OVC Seasons

First time in program history.

2 NFL Draft Picks

Kendall Donnerson, LB, 7th Round, Green Bay (2018)
Drew Forbes, OT, 6th Round, Cleveland (2019)

2 Nine-Win Seasons

2018 (9-4) • 2019 (9-4)
Most of any SEMO head coach.

2 FCS Playoff Appearances

2018 • 2019
Most of any SEMO head coach.

1 Ohio Valley Conference Title

2019



■ The Matukewicz File

Experience:

28th Year (Ninth at SEMO)

Hometown:

Silver Lake, Kan.

Birthdate:

August 5, 1973

Alma Mater:

Fort Hays State, 1997

Education:

B.S. Physical Education (Fort Hays State)
Master's Administration (Pittsburg State)

Date Hired:

December 18, 2013

Family:

Wife - Lenna
Children - Georgia, Shelby

Coaching Experience:

Fort Hays State, DL/ST, 1995-96
Pittsburg State, OT/TE, 1997-98
Coffeyville CC, OT/TE, 1999
Emporia State, DL, 2000
Southern Illinois, LB/Run Game, 2001-07
Northern Illinois, Run Game, 2008-10
Northern Illinois, LB, 2011
Toledo, Defensive Coordinator, 2012-13
Southeast Missouri, Head Coach, 2014-pr.

■ Matukewicz Year-by-Year Records

Year	School	Assignment	Record	Conference Finish	Postseason
1995	Fort Hays State	D-Line/Special Teams	8-2-2	-	-
1996	Fort Hays State	D-Line/Special Teams	7-3	-	-
1997	Pittsburg State	Offensive Tackles/Tight Ends	9-2	-	NCAA Division II Playoffs
1998	Pittsburg State	Offensive Tackles/Tight Ends	7-2	-	-
1999	Coffeyville CC	Offensive Tackles/Tight Ends	5-5	-	-
2000	Emporia State	Defensive Line	6-5	-	-
2001	Southern Illinois	LBs/Run-Game Coordinator	1-10	-	-
2002	Southern Illinois	LBs/Run-Game Coordinator	4-8	-	-
2003	Southern Illinois	LBs/Run-Game Coordinator	10-2	-	NCAA FCS Playoffs
2004	Southern Illinois	LBs/Run-Game Coordinator	10-2	-	NCAA FCS Playoffs
2005	Southern Illinois	LBs/Run-Game Coordinator	9-4	-	NCAA FCS Playoffs (Quarterfinals)
2006	Southern Illinois	LBs/Run-Game Coordinator	9-4	-	NCAA FCS Playoffs (Quarterfinals)
2007	Southern Illinois	LBs/Run-Game Coordinator	12-2	-	NCAA FCS Playoffs (Semifinals)
2008	Northern Illinois	Run-Game Coordinator	6-7	-	Independence Bowl
2009	Northern Illinois	Run-Game Coordinator	7-6	-	International Bowl
2010	Northern Illinois	Interim Head Coach	11-3	-	Humanitarian Bowl (win credited to Matukewicz)
2011	Northern Illinois	Linebackers	11-3	-	GoDaddy.com Bowl
2012	Toledo	Defensive Coordinator	9-4	-	Famous Idaho Potato Bowl
2013	Toledo	Defensive Coordinator	7-5	-	-
2014	Southeast Missouri	Head Coach	5-7, 3-5 OVC	t6th	-
2015	Southeast Missouri	Head Coach	4-7, 3-4 OVC	5th	-
2016	Southeast Missouri	Head Coach	3-8, 3-5 OVC	7th	-
2017	Southeast Missouri	Head Coach	3-8, 3-5 OVC	6th	-
2018	Southeast Missouri	Head Coach	9-4, 6-2 OVC	2nd	NCAA FCS Playoffs (Second Round)
2019	Southeast Missouri	Head Coach	9-4, 7-1 OVC	t1st	NCAA FCS Playoffs (First Round)
2020	Southeast Missouri	Head Coach	4-4, 4-3 OVC	4th	-
2021	Southeast Missouri	Head Coach	4-7, 4-2 OVC	t2nd	-
2022	Southeast Missouri	Head Coach	8-2, 4-0 OVC	-	-

Overall Record: 50-51

Record at Southeast Missouri, 49-51, 37-27 Ohio Valley Conference (8 years)


Record at Northern Illinois, 1-0, win in Humanitarian Bowl credited to Matukewicz (2010)

Record as a College Assistant, 147-79-2 (19 years)

Coaching Honors

- 2018 Roy Kidd OVC Coach of the Year
- 2007 FCS Assistant Coach of the Year


Assistant Coaches / Football Staff



Jerome McDowell
Offensive Coord./QB
Fifth Year



Ricky Coon
Defensive Coordinator
First Year




Ray Smith
Def. Pass Game
Sixth Year




Justin Drudik
Off. Pass Game/WR
Fifth Year



Jerone Steckel
Defensive Line
Fourth Year



Lucas Orchard
Offensive Line
First Year




Luke Berblinger
Running Backs
First Year




Connor Benado
Inside LB/Specialists
First Year




Tim Billings
Outside Linebackers
First Year



Cole Cook
Tight Ends
First Year



Darius Hicks
Defensive Backs
First Year



Madison Bunch
Recruiting
First Year




Brett Blackman
Director of Operations
Fourth Year



Leon Miller, Jr.
Graduate Assistant
Operations



Skyler Cavanaugh
Graduate Assistant
Offense



Wyatt Anderson
Video Coordinator



2022 SOUTHEAST MISSOURI FOOTBALL NOTES

NUMERICAL ROSTER

No.	Name	Pos.	Ht.	Wt.	Cl.	Years Remaining	Hometown	High School/Previous College
1	Ryan Flournoy	WR	6-2	197	Jr.	2	Hazelcrest, Ill.	Homewood-Flossmor/Iowa Western CC
2	Joedrick Lewis	CB	5-11	184	So.	3	Houston, Texas	Macarthur/Trinity Valley CC
2	Jackson Bray	WR	5-11	184	Fr.	4	Nixa, Mo.	Nixa
3	Christian Perez	QB	6-1	211	Sr.	3	East St. Louis, Ill.	East St. Louis/Louisville
3	Logan Bruns	K	6-1	196	Fr.	4	Jackson, Mo.	Jackson
4	Johnny King	WR	6-4	206	Sr.	1	Lauderdale Lakes, Fla.	Boyd H. Anderson/Northeastern Okla. A&M
4	Christian Fuhrman	ILB	6-1	237	So.	3	Mesa, Ariz.	Queen Creek/Garden City CC
5	CJ Ogbonna	QB	6-2	212	Sr.	2	Marietta, Ga.	Wheeler/Hutchinson CC
5	Ty Leonard	CB	6-0	170	Sr.	2	Louisville, Ky.	Butler
6	Geno Hess	RB	5-8	222	Sr.	2	Peoria, Ill.	Peoria
6	William McCall	S	6-1	171	Jr.	2	Warner Robins, Ga.	Northside/Highland CC
7	Lawrence Johnson	S	6-0	196	Sr.	1	St. Louis, Mo.	Riverview Gardens
7	Jalen Blackburn	WR	6-2	195	Fr.	4	Fayetteville, Ark.	Fayetteville
8	Trai Hodges	S	5-10	178	Sr.	1	Rome, Ga.	Rome
8	Pervis Frazier	WR	6-0	200	Sr.	1	Louisville, Miss.	Louisville/East Mississippi CC
9	Keveon Robbins	RB	6-0	211	Fr.	4	Sparta, Ga.	Hancock Central
9	Shamar Williamson	WR	6-1	168	Fr.	4	New Madrid, Mo.	New Madrid County Central
10	Paxton DeLaurent	QB	6-5	215	So.	3	Camdenton, Mo.	Camdenton/Central Methodist
10	Dony'e Taylor	DB	6-1	202	Jr.	3	Cape Girardeau, Mo.	Central
11	Mike Matthews	ILB	6-1	237	Sr.	2	Fayetteville, N.C.	Jack Britt
11	Patrick Heitert	QB	6-0	201	Fr.	4	St. Louis, Mo.	Christian Brothers College
12	Jacob Buie	QB	6-5	208	Sr.	1	Memphis, Tenn.	University School of Jackson
12	Jordan Cole	OLB	6-2	214	Gr.	1	Ferguson, Mo.	McCluer South-Berkeley/Northern Illinois
13	Mali Walton	ILB	6-0	222	So.	3	St. Louis, Mo.	Parkway South
14	Dalyn McDonald	WR	5-11	174	So.	2	Gautier, Miss.	Gautier/Southwest Mississippi CC
15	Garrett Todd	WR	5-10	172	Sr.	3	Lebanon, Tenn.	Wilson Central
16	Damorieia Vick	WR	6-3	206	Jr.	2	Oklahoma City, Okla.	Westmoore/Missouri State
16	Austin Carter	OLB	6-3	225	Jr.	1	Broken Arrow, Okla.	Broken Arrow/Northeastern Okla. A&M
17	Kyron Downing	WR	5-10	180	Fr.	4	Vinita, Okla.	Vinita
17	Jesi Bediako	WR	6-3	194	Jr.	2	Kansas City, Mo.	Oak Park/Fullerton College
18	Keandre Booker	OLB	6-3	243	Sr.	3	Moss Point, Miss.	Moss Point
18	Carson Smith	QB	6-5	199	Fr.	4	Eureka, Mo.	Eureka
19	Adam Krause	K/P	6-0	180	Sr.	1	Chicago, Ill.	Montini Catholic/Western Kentucky
20	Q'Nairies Anderson	RB	5-11	195	Sr.	3	Charleston, Mo.	Charleston
21	Shamenski Rucker	RB	5-10	190	Jr.	3	Lawrenceville, Ga.	Central Gwinnett
22	Tyler Nelome	CB	6-3	193	Jr.	3	Atlanta, Ga.	Dutchtown
23	Henry Pickens III	CB	6-1	167	Fr.	4	Belle Glade, Fla.	Palmetto Prep Academy (S.C.)
24	JaQori Williams	S	6-0	181	So.	3	Millbrook, Ala.	Stanhope Elmore/Dodge City CC
25	Slade Dollar	ILB	6-2	215	Fr.	4	Naples, Fla.	Naples
25	Amehre Morrison	RB	5-6	160	Fr.	4	College Park, Ga.	River Ridge
26	Keilyn Tyus	OLB	6-3	229	Jr.	3	Barnesville, Ga.	Lamar County
27	Aquarius Winston, Jr.	DB	6-1	190	Fr.	4	Southaven, Miss.	Southaven
28	Eric Ivory, Jr.	DB	6-0	179	Fr.	4	Vienna, Ga.	Crisp County
29	Antonio Taylor	S	5-11	185	So.	3	Ellenwood, Ga.	Cedar Grove
30	Judd Cunningham	ILB	6-0	209	Fr.	4	Farmington, Mo.	Farmington
30	Jaylan West	WR	6-3	175	Fr.	4	Marion, Ark.	Rivercrest
31	Devin Wills	RB	5-11	208	So.	3	Mascoutah, Ill.	Mascoutah/Missouri Baptist
32	Bryce Norman	ILB	6-0	216	So.	3	Jackson, Mo.	Jackson
33	Darrell Smith	RB	5-11	201	Jr.	1	Alton, Ill.	Alton/College of DuPage
34	Dylan Schnitzler	RB	5-8	186	Fr.	4	Festus, Mo.	Jefferson
35	Jordan Jarrett	DB	6-0	176	Fr.	4	Kennett, Mo.	Kennett
36	Austin Harpenau	K	6-0	183	Sr.	3	Overland Park, Kan.	Blue Valley Northwest/Western Illinois
37	Nik Rowland	TE	6-5	225	Fr.	4	Poplar Bluff, Mo.	Poplar Bluff
38	Joel Logan	OLB	6-3	216	Fr.	4	Helena, Ala.	Helena
39	Jorge Figueroa	K	6-0	222	So.	3	Las Cruces, N.M.	Las Cruces/Santa Barbara City College
41	Jenson Walker	LS	6-3	227	Jr.	3	Holly, Mich.	Holly
42	Collin Williams	OLB	6-3	215	Fr.	4	Kansas City, Mo.	Bishop Miege
43	Matt Bigley	ILB	6-1	224	Sr.	1	West Salem, Wis.	West Salem/Ellsworth CC
44	Jacob Morrissey	ILB	6-0	230	Jr.	3	Edwardsville, Ill.	Edwardsville
45	Izeal Terrell	ILB	6-3	234	Sr.	3	Alton, Ill.	Alton
46	Clark Curnow	K	6-0	183	So.	4	Jackson Hole, Wyo.	Jackson Hole
47	Zach Haynes	P	6-1	193	Jr.	3	Potosi, Mo.	Potosi
48	Latrevis Thompson	OLB	6-2	210	Fr.	4	Kennett, Mo.	Kennett
49	DC Pippin	K	6-0	178	Jr.	3	Springfield, Ill.	Springfield
50	Lunden Manuel	DL	6-2	295	Sr.	3	Cordova, Tenn.	St. Benedict at Auburndale
51	Nolan Reed	ILB	6-3	221	Fr.	4	Bonne Terre, Mo.	North County
53	Otto Kyler	ILB	6-2	237	Fr.	4	Zionsville, Ind.	Zionsville
55	Nasim Cairo	DL	6-2	248	Fr.	4	Edwardsville, Ill.	Edwardsville



56	Zack Gieg	OL	6-1	287	Sr.	2	Morgan Hill, Calif.	Valley Christian/Fresno State
57	Jalias Anderson	ILB	6-3	210	Fr.	4	Malden, Mo.	Malden
59	Adrian Smith	OLB	6-1	181	Fr.	4	New Madrid, Mo.	New Madrid County Central
60	AJ Laux	OL	6-4	297	Jr.	4	Gilbert, Ariz.	Higley
61	Ja'Mian Golden	OLB	6-3	239	Fr.	4	Parma, Mo.	New Madrid County Central
62	Ja'Kobe Watkins	OL	6-2	289	Fr.	4	Detroit, Mich.	Belleville
64	Chris Frye	OL	6-2	279	Fr.	4	Kansas City, Mo.	Lincoln Prep
66	McKel Brumfield	OL	6-0	314	Fr.	4	Farmington, W.Va.	North Marion
68	Nate Korte	OL	6-4	305	Sr.	1	Morris, Ill.	Morris Community
69	Kobe Sixkiller	OL	6-1	300	So.	3	Jay, Okla.	Jay/Northeastern Oklahoma A&M
70	Shyron Rodgers	OL	6-3	330	Sr.	1	Corinth, Miss.	Corinth/Northwest Mississippi CC
71	Tyson Miller	OL	6-5	279	Fr.	4	Lafayette, Ind.	Lafayette Jefferson
72	Jamarcus Hill	OL	6-5	275	Fr.	4	Jefferson, Ga.	Jefferson
73	Will Christopher	OL	6-3	301	Sr.	1	Girard, Ill.	North Mac
74	Phillip Wilder	OL	6-5	303	Jr.	3	Atlanta, Ga.	Mt. Zion
75	Clive Truschel	OL	6-3	291	Sr.	2	Clovis, Calif.	Clovis West/Fresno State
76	Terry Cook	OL	6-4	309	Gr.	1	Elgin, Texas	Elgin/Cisco College
77	Rashad Turner	OL	6-5	294	Fr.	4	St. Louis, Mo.	Carnahan
78	Cameron Lawson	OL	6-3	281	Fr.	4	Liberty, Mo.	Liberty
80	Kortez Stevenson	TE	6-4	237	Fr.	4	Kansas City, Mo.	Center
81	Danny Joiner	TE	6-3	249	So.	3	Kansas City, Mo.	North Kansas City/Army
82	Jaelyn Marsh	WR	5-11	188	Fr.	4	Dickson, Tenn.	Nashville Christian
83	Jack Clinkenbeard	WR	5-11	196	Fr.	4	Springfield, Mo.	Glendale
84	Zach Martin	WR	5-10	177	So.	2	Long Beach, Calif.	Millikan/Long Beach City College
85	Octavius Henderson	WR	6-3	185	Fr.	4	Nashville, Tenn.	Goodpasture Christian School
86	Alex Atwell	K	5-10	158	Fr.	4	Mt. Joliet, Tenn.	Wilson Central
87	Braden Thompson	TE	6-4	241	Fr.	4	Nebraska City, Neb.	Nebraska City
88	Will Weidemann	TE	6-5	261	Sr.	1	Clarion, Iowa	Goldfield/Ellsworth CC
89	Justin Mitchell	WR	5-10	179	So.	3	Lenexa, Kan.	Shawnee Mission Northwest/Dodge City CC
90	Michael Harris	DL	6-2	290	So.	3	Shawnee, Kan.	Shawnee Mission Northwest
91	LaWilliam Holmes	DL	6-2	300	Sr.	1	Carthage, Miss.	Louisville/Copiah-Lincoln CC
92	Caleb Williams	DL	6-4	280	So.	3	San Antonio, Texas	Warren/Trinity Valley CC
93	Tony Failla	DL	6-2	279	Fr.	4	Omaha, Neb.	Millard West
94	Harris Adams	DL	6-3	307	So.	4	Dickson, Tenn.	Nashville Christian
95	Sam Keeper	DL	6-1	267	So.	3	St. Louis, Mo.	Cardinal Ritter
97	Caleb Webb	DL	5-11	285	Fr.	4	Memphis, Tenn.	Cordova
98	Michael Jamerson	DL	6-2	313	Fr.	4	Tulsa, Okla.	Owasso
99	Steven Lewis	DL	6-1	289	Jr.	3	Pontiac, Ill.	Pontiac

Head Coach:

Tom Matukewicz (Ninth Year - Fort Hays State, 1997)

Assistant Coaches

Jeremy McDowell (Offensive Coordinator/Quarterbacks - Central Methodist, 2005)
 Ricky Coon (Defensive Coordinator - Bethel College, 2005)
 Ray Smith (Defensive Pass Game Coordinator - Northern Illinois, 2006)
 Justin Drudik (Offensive Pass Game Coordinator/Wide Receivers - Nebraska-Kearney, 2012)
 Jerone Steckel (Defensive Line - Eastern Illinois, 2014)
 Lucas Orchard (Offensive Line - Southeast Missouri, 2018)
 Luke Berblinger (Running Backs - Emporia State, 2018)
 Tim Billings (Outside Linebackers - Southeastern Oklahoma State, 1980)
 Connor Benado (Inside Linebackers/Specialists - MidAmerica Nazarene, 2015)
 Cole Cook (Tight Ends - North Carolina State, 2017)
 Darius Hicks (Defensive Backs/Cornerbacks - Morningside, 2014)
 Madison Bunch (Recruiting Coordinator - Central Arkansas)
 Leon Miller, Jr. (Graduate Assistant Operations)
 Skyler Cavanaugh (Graduate Assistant Offense)

Additional Football Staff

Brett Blackman (Director of Operations & Equipment)
 Ryan Napoli (Director of Sports Performance)
 Ben Fox (Sports Medicine)
 Wyatt Anderson (Video Coordinator)

Total Squad Members	106
Seniors	27
Graduate	2
Juniors	17
Sophomores	19
Freshmen	43

Pronunciation Guide

Q'Nairies Anderson	CUE-nair-ee-us
Jesi Bediako	bed-ee-ah-coe
Jacob Buie	boo-ee
Paxton DeLaurent	duh-lore-ent
Jorge Figueroa	fig-ur-oh-uh
Ryan Flournoy	FLOOR-noy
Zack Gieg	gig
Ja'Mian Golden	ja-myan
Austin Harpenau	har-pen-oh
Nate Korte	core-TEE
Adam Krause	sounds like house
Shyron Rodgers	shy-RONE
Clive Truschel	truh-shell
Damorie Vick	duh-MORE-ee-ay
Will Weidemann	WHY-duh-man
Jerone Steckel	JER-on



2022 SOUTHEAST MISSOURI FOOTBALL NOTES

ALPHABETICAL ROSTER

No.	Name	Pos.	Ht.	Wt.	Cl.	Years Remaining	Hometown	High School/Previous College
94	Harris Adams	DL	6-3	307	So.	4	Dickson, Tenn.	Nashville Christian
57	Jalias Anderson	ILB	6-3	210	Fr.	4	Malden, Mo.	Malden
20	Q'Nairies Anderson	RB	5-11	195	Sr.	3	Charleston, Mo.	Charleston
86	Alex Atwell	K	5-10	158	Fr.	4	Mt. Joliet, Tenn.	Wilson Central
17	Jesi Bediako	WR	6-3	194	Jr.	2	Kansas City, Mo.	Oak Park/Fullerton College
43	Matt Bigley	ILB	6-1	224	Sr.	1	West Salem, Wis.	West Salem/Ellsworth CC
7	Jalen Blackburn	WR	6-2	195	Fr.	4	Fayetteville, Ark.	Fayetteville
18	Keandre Booker	OLB	6-3	243	Sr.	3	Moss Point, Miss.	Moss Point
2	Jackson Bray	WR	5-11	184	Fr.	4	Nixa, Mo.	Nixa
66	McKel Brumfield	OL	6-0	314	Fr.	4	Farmington, W.Va.	North Marion
3	Logan Bruns	K	6-1	196	Fr.	4	Jackson, Mo.	Jackson
12	Jacob Buie	QB	6-5	208	Sr.	1	Memphis, Tenn.	University School of Jackson
55	Nasim Cairo	DL	6-2	248	Fr.	4	Edwardsville, Ill.	Edwardsville
16	Austin Carter	OLB	6-3	225	Jr.	1	Broken Arrow, Okla.	Broken Arrow/Northeastern Okla. A&M
73	Will Christopher	OL	6-3	301	Sr.	1	Girard, Ill.	North Mac
83	Jack Clinkenbeard	WR	5-11	196	Fr.	4	Springfield, Mo.	Glendale
12	Jordan Cole	OLB	6-2	214	Gr.	1	Ferguson, Mo.	McCluer South-Berkeley/Northern Illinois
76	Terry Cook	OL	6-4	309	Gr.	1	Elgin, Texas	Elgin/Cisco College
30	Judd Cunningham	ILB	6-0	209	Fr.	4	Farmington, Mo.	Farmington
46	Clark Curnow	K	6-0	183	So.	4	Jackson Hole, Wyo.	Jackson Hole
10	Paxton DeLaurent	QB	6-5	215	So.	3	Camdenton, Mo.	Camdenton/Central Methodist
25	Slade Dollar	ILB	6-2	215	Fr.	4	Naples, Fla.	Naples
17	Kyron Downing	WR	5-10	180	Fr.	4	Vinita, Okla.	Vinita
93	Tony Failla	DL	6-2	279	Fr.	4	Omaha, Neb.	Millard West
39	Jorge Figueroa	K	6-0	222	So.	3	Las Cruces, N.M.	Las Cruces/Santa Barbara City College
1	Ryan Flournoy	WR	6-2	197	Jr.	2	Hazelcrest, Ill.	Homewood-Flossmor/Iowa Western CC
8	Pervis Frazier	WR	6-0	200	Sr.	1	Louisville, Miss.	Louisville/East Mississippi CC
64	Chris Frye	OL	6-2	279	Fr.	4	Kansas City, Mo.	Lincoln Prep
4	Christian Fuhrman	ILB	6-1	237	So.	3	Mesa, Ariz.	Queen Creek/Garden City CC
56	Zack Gieg	OL	6-1	287	Sr.	2	Morgan Hill, Calif.	Valley Christian/Fresno State
61	Ja'Mian Golden	OLB	6-3	239	Fr.	4	Parma, Mo.	New Madrid County Central
36	Austin Harpenau	K	6-0	183	Sr.	3	Overland Park, Kan.	Blue Valley Northwest/Western Illinois
90	Michael Harris	DL	6-2	290	So.	3	Shawnee, Kan.	Shawnee Mission Northwest
47	Zach Haynes	P	6-1	193	Jr.	3	Potosi, Mo.	Potosi
11	Patrick Heitert	QB	6-0	201	Fr.	4	St. Louis, Mo.	Christian Brothers College
85	Octavius Henderson	WR	6-3	185	Fr.	4	Nashville, Tenn.	Goodpasture Christian School
6	Geno Hess	RB	5-8	222	Sr.	2	Peoria, Ill.	Peoria
72	Jamarcus Hill	OL	6-5	275	Fr.	4	Jefferson, Ga.	Jefferson
8	Trai Hodges	S	5-10	178	Sr.	1	Rome, Ga.	Rome
91	LaWilliam Holmes	DL	6-2	300	Sr.	1	Carthage, Miss.	Louisville/Copiah-Lincoln CC
28	Eric Ivory, Jr.	DB	6-0	179	Fr.	4	Vienna, Ga.	Crisp County
98	Michael Jamerson	DL	6-2	313	Fr.	4	Tulsa, Okla.	Owasso
35	Jordan Jarrett	DB	6-0	176	Fr.	4	Kennett, Mo.	Kennett
7	Lawrence Johnson	S	6-0	196	Sr.	1	St. Louis, Mo.	Riverview Gardens
81	Danny Joiner	TE	6-3	249	So.	3	Kansas City, Mo.	North Kansas City/Army
95	Sam Keeper	DL	6-1	267	So.	3	St. Louis, Mo.	Cardinal Ritter
4	Johnny King	WR	6-4	206	Sr.	1	Lauderdale Lakes, Fla.	Boyd H. Anderson/Northeastern Okla. A&M
68	Nate Korte	OL	6-4	305	Sr.	1	Morris, Ill.	Morris Community
19	Adam Krause	K/P	6-0	180	Sr.	1	Chicago, Ill.	Montini Catholic/Western Kentucky
53	Otto Kyler	ILB	6-2	237	Fr.	4	Zionsville, Ind.	Zionsville
60	AJ Laux	OL	6-4	297	Jr.	4	Gilbert, Ariz.	Higley
78	Cameron Lawson	OL	6-3	281	Fr.	4	Liberty, Mo.	Liberty
5	Ty Leonard	CB	6-0	170	Sr.	2	Louisville, Ky.	Butler
2	Joedrick Lewis	CB	5-11	184	So.	3	Houston, Texas	Macarthur/Trinity Valley CC
99	Steven Lewis	DL	6-1	289	Jr.	3	Pontiac, Ill.	Pontiac
38	Joel Logan	OLB	6-3	216	Fr.	4	Helena, Ala.	Helena
50	Lunden Manuel	DL	6-2	295	Sr.	3	Cordova, Tenn.	St. Benedict at Auburndale
82	Jaelyn Marsh	WR	5-11	188	Fr.	4	Dickson, Tenn.	Nashville Christian
84	Zach Martin	WR	5-10	177	So.	2	Long Beach, Calif.	Millikan/Long Beach City College
11	Mike Matthews	ILB	6-1	237	Sr.	2	Fayetteville, N.C.	Jack Britt
6	William McCall	S	6-1	171	Jr.	2	Warner Robins, Ga.	Northside/Highland CC
14	Dalyn McDonald	WR	5-11	174	So.	2	Gautier, Miss.	Gautier/Southwest Mississippi CC
71	Tyson Miller	OL	6-5	279	Fr.	4	Lafayette, Ind.	Lafayette Jefferson
89	Justin Mitchell	WR	5-10	179	So.	3	Lenexa, Kan.	Shawnee Mission Northwest/Dodge City CC
25	Amehre Morrison	RB	5-6	160	Fr.	4	College Park, Ga.	River Ridge
44	Jacob Morrissey	ILB	6-0	230	Jr.	3	Edwardsville, Ill.	Edwardsville
22	Tyler Nelome	CB	6-3	193	Jr.	3	Atlanta, Ga.	Dutchtown
32	Bryce Norman	ILB	6-0	216	So.	3	Jackson, Mo.	Jackson

2022 SOUTHEAST MISSOURI FOOTBALL NOTES

ALPHABETICAL ROSTER



5	CJ Ogbonna	QB	6-2	212	Sr.	2	Marietta, Ga.	Wheeler/Hutchinson CC
3	Christian Perez	QB	6-1	211	Sr.	3	East St. Louis, Ill.	East St. Louis/Louisville
23	Henry Pickens III	CB	6-1	167	Fr.	4	Belle Glade, Fla.	Palmetto Prep Academy (S.C.)
49	DC Pippin	K	6-0	178	Jr.	3	Springfield, Ill.	Springfield
51	Nolan Reed	ILB	6-3	221	Fr.	4	Bonne Terre, Mo.	North County
9	Keveon Robbins	RB	6-0	211	Fr.	4	Sparta, Ga.	Hancock Central
70	Shyron Rodgers	OL	6-3	330	Sr.	1	Corinth, Miss.	Corinth/Northwest Mississippi CC
37	Nik Rowland	TE	6-5	225	Fr.	4	Poplar Bluff, Mo.	Poplar Bluff
21	Shamenski Rucker	RB	5-10	190	Jr.	3	Lawrenceville, Ga.	Central Gwinnett
34	Dylan Schnitzler	RB	5-8	186	Fr.	4	Festus, Mo.	Jefferson
69	Kobe Sixkiller	OL	6-1	300	So.	3	Jay, Okla.	Jay/Northeastern Oklahoma A&M
59	Adrian Smith	OLB	6-1	181	Fr.	4	New Madrid, Mo.	New Madrid County Central
18	Carson Smith	QB	6-5	199	Fr.	4	Eureka, Mo.	Eureka
33	Darrell Smith	RB	5-11	201	Jr.	1	Alton, Ill.	Alton/College of DuPage
80	Kortez Stevenson	TE	6-4	237	Fr.	4	Kansas City, Mo.	Center
29	Antonio Taylor	S	5-11	185	So.	3	Ellenwood, Ga.	Cedar Grove
10	Dony'e Taylor	DB	6-1	202	Jr.	3	Cape Girardeau, Mo.	Central
45	Izeal Terrell	ILB	6-3	234	Sr.	3	Alton, Ill.	Alton
87	Braden Thompson	TE	6-4	241	Fr.	4	Nebraska City, Neb.	Nebraska City
48	Latrevis Thompson	OLB	6-2	210	Fr.	4	Kennett, Mo.	Kennett
15	Garrett Todd	WR	5-10	172	Sr.	3	Lebanon, Tenn.	Wilson Central
75	Clive Truschel	OL	6-3	291	Sr.	2	Clovis, Calif.	Clovis West/Fresno State
77	Rashad Turner	OL	6-5	294	Fr.	4	St. Louis, Mo.	Carnahan
26	Keilyn Tyus	OLB	6-3	229	Jr.	3	Barnesville, Ga.	Lamar County
16	Damorie Vick	WR	6-3	206	Jr.	2	Oklahoma City, Okla.	Westmoore/Missouri State
41	Jenson Walker	LS	6-3	227	Jr.	3	Holly, Mich.	Holly
13	Mali Walton	ILB	6-0	222	So.	3	St. Louis, Mo.	Parkway South
62	Ja'Kobe Watkins	OL	6-2	289	Fr.	4	Detroit, Mich.	Belleville
97	Caleb Webb	DL	5-11	285	Fr.	4	Memphis, Tenn.	Cordova
88	Will Weidemann	TE	6-5	261	Sr.	1	Clarion, Iowa	Goldfield/Ellsworth CC
30	Jaylan West	WR	6-3	175	Fr.	4	Marion, Ark.	Rivercrest
74	Phillip Wilder	OL	6-5	303	Jr.	3	Atlanta, Ga.	Mt. Zion
92	Caleb Williams	DL	6-4	280	So.	3	San Antonio, Texas	Warren/Trinity Valley CC
42	Collin Williams	OLB	6-3	215	Fr.	4	Kansas City, Mo.	Bishop Miege
24	Ja'Qori Williams	S	6-0	181	So.	3	Millbrook, Ala.	Stanhope Elmore/Dodge City CC
9	Shamar Williamson	WR	6-1	168	Fr.	4	New Madrid, Mo.	New Madrid County Central
31	Devin Wills	RB	5-11	208	So.	3	Mascoutah, Ill.	Mascoutah/Missouri Baptist
27	Aquarius Winston, Jr.	DB	6-1	190	Fr.	4	Southaven, Miss.	Southaven

Head Coach:

Tom Matukewicz (Ninth Year - Fort Hays State, 1997)

Assistant Coaches

Jerome McDowell (Offensive Coordinator/Quarterbacks - Central Methodist, 2005)
 Ricky Coon (Defensive Coordinator - Bethel College, 2005)
 Ray Smith (Defensive Pass Game Coordinator - Northern Illinois, 2006)
 Justin Drudik (Offensive Pass Game Coordinator/Wide Receivers - Nebraska-Kearney, 2012)
 Jerone Steckel (Defensive Line - Eastern Illinois, 2014)
 Lucas Orchard (Offensive Line - Southeast Missouri, 2018)
 Luke Berblinger (Running Backs - Emporia State, 2018)
 Tim Billings (Outside Linebackers - Southeastern Oklahoma State, 1980)
 Connor Benado (Inside Linebackers/Specialists - MidAmerica Nazarene, 2015)
 Cole Cook (Tight Ends - North Carolina State, 2017)
 Darius Hicks (Defensive Backs/Cornerbacks - Morningside, 2014)
 Madison Bunch (Recruiting Coordinator - Central Arkansas)
 Leon Miller, Jr. (Graduate Assistant Operations)
 Skyler Cavanaugh (Graduate Assistant Offense)

Additional Football Staff

Brett Blackman (Director of Operations & Equipment)
 Ryan Napoli (Director of Sports Performance)
 Ben Fox (Sports Medicine)
 Wyatt Anderson (Video Coordinator)

Total Squad Members	106
Seniors	27
Graduate	2
Juniors	17
Sophomores	19
Freshmen	43

Pronunciation Guide

Q'Nairies Anderson.....	CUE-nair-ee-us
Jesi Bediako	bed-ee-ah-coe
Jacob Buie	boo-ee
Paxton DeLaurent.....	duh-lore-ent
Jorge Figueroa.....	fig-ur-oh-uh
Ryan Flournoy	FLOOR-noy
Zack Gieg.....	gig
Ja'Mian Golden.....	ja-myan
Austin Harpenau	har-pen-oh
Nate Korte	core-TEE
Adam Krause	sounds like house
Shyron Rodgers.....	shy-RONE
Clive Truschel.....	truh-shell
Damorie Vick.....	duh-MORE-ee-ay
Will Weidemann.....	WHY-duh-man
Jerone Steckel	JER-on



2022 SOUTHEAST MISSOURI FOOTBALL NOTES

DEPTH CHART // MURRAY STATE // NOV. 19

Offense

Left Tackle

- 76** Terry Cook // 6-4 // 309 // Gr. // Elgin, Texas (Cisco College)*
74 Phillip Wilder // 6-5 // 303 // Jr. // Jonesboro, Ga. (Mt. Zion H.S.)

Left Guard

- 75** Clive Truschel // 6-3 // 291 // Sr. // Clovis, Calif. (Fresno State)
70 Shyron Rodgers // 6-3 // 330 // Sr. // Corinth, Miss. (Northwest Mississippi CC)

Center

- 56** Zack Gieg // 6-1 // 287 // Sr. // Morgan Hill, Calif. (Fresno State)*
75 Clive Truschel // 6-3 // 291 // Sr. // Clovis, Calif. (Fresno State)

Right Guard

- 69** Kobe Sixkiller // 6-1 // 300 // So. // Jay, Okla. (Northeastern Oklahoma A&M)
73 Will Christopher // 6-3 // 301 // Sr. // Girard, Ill. (North Mac H.S.)

Right Tackle

- 68** Nate Korte // 6-4 // 305 // Sr. // Morris, Ill. (Morris Community H.S.)*
60 AJ Laux // 6-4 // 297 // Jr. // Gilbert, Ariz. (Higley H.S.)

Tight End

- 88** Will Weidemann // 6-5 // 261 // Sr. // Clarion, Iowa (Ellsworth CC)*
81 Danny Joiner // 6-3 // 249 // So. // Kansas City, Mo. (Army)

Quarterback

- 10** Paxton DeLaurent // 6-5 // 215 // So. // Camdenton, Mo. (Central Methodist)
5 CJ Ogbonna // 6-2 // 212 // Sr. // Marietta, Ga. (Hutchinson CC)*
11 Patrick Heitert // 6-0 // 201 // Fr. // St. Louis, Mo. (Christian Brothers College)

Tailback

- 6** Geno Hess // 5-8 // 222 // Sr. // Peoria, Ill. (Peoria H.S.)*
21 Shamenski Rucker // 5-10 // 190 // Jr. // Lawrenceville, Ga. (Central Gwinnett H.S.)

Wide Receiver

- 4** Johnny King // 6-4 // 206 // Sr. // Lauderdale Lakes, Fla. (NE Oklahoma A&M)*
84 Zach Martin // 5-10 // 177 // Jr. // Long Beach, Calif. (Long Beach City College)

Wide Receiver

- 16** Damoriea Vick // 6-3 // 206 // Jr. // Oklahoma City, Okla. (Missouri State)
8 Pervis Frazier // 6-0 // 200 // Sr. // Louisville, Miss. (East Mississippi CC)

Wide Receiver

- 1** Ryan Flournoy // 6-2 // 197 // Jr. // Hazelcrest, Ill. (Iowa Western CC)
14 Dalyn McDonald // 5-11 // 174 // So. // Gautier, Miss. (Southwest Mississippi CC)

Defense

Defensive Tackle

- 91** LaWilliam Holmes // 6-2 // 300 // Sr. // Carthage, Miss. (Copiah-Lincoln CC)
90 Michael Harris // 6-2 // 290 // So. // Shawnee, Kan. (Shawnee Mission Northwest H.S.)

Nose Tackle

- 50** Lunden Manuel // 6-2 // 295 // Sr. // Cordova, Tenn. (St. Benedict at Auburndale H.S.)
94 Harris Adams // 6-3 // 307 // So. // Dickson, Tenn. (Nashville Christian H.S.)

Defensive Tackle

- 99** Steven Lewis // 6-1 // 289 // Jr. // Pontiac, Ill. (Pontiac H.S.)*
95 Sam Keeper // 6-1 // 267 // So. // St. Louis, Mo. (Carinal Ritter H.S.)

Outside Linebacker (Rush)

- 18** Keandre Booker // 6-3 // 243 // Sr. // Moss Point, Miss. (Moss Point H.S.)*
16 Austin Carter // 6-3 // 225 // Jr. // Broken Arrow, Okla. (Northeastern Okla. A&M)

Linebacker (Mike)

- 32** Bryce Norman // 6-0 // 226 // So. // Jackson, Mo. (Jackson H.S.)*
4 Christian Fuhrman // 6-1 // 237 // So. // Mesa, Ariz. (Garden City CC)
44 Jacob Morrissey // 6-0 // 230 // Jr. // Edwardsville, Ill. (Edwardsville H.S.)

Linebacker (Will)

- 13** Mali Walton // 6-0 // 222 // So. // Ballwin, Mo. (Parkway South H.S.) - **OR** -
4 Christian Fuhrman // 6-1 // 237 // So. // Mesa, Ariz. (Garden City CC)

Outside Linebacker (Star)

- 12** Jordan Cole // 6-2 // 214 // Gr. // Ferguson, Mo. (Northern Illinois)
26 Keilyn Tyus // 6-3 // 229 // Jr. // Barnesville, Ga. (Lamar County H.S.) - **OR** -
11 Mike Matthews // 6-1 // 237 // Sr. // Fayetteville, N.C. (Jack Britt H.S.)

Cornerback (Boundary)

- 22** Tyler Nelome // 6-3 // 193 // Jr. // Hampton, Ga. (Dutchtown H.S.)
2 Joedrick Lewis // 5-11 // 184 // So. // Houston, Texas (Trinity Valley CC)

Free Safety

- 6** William McCall // 6-1 // 171 // Jr. // Warner Robins, Ga. (Highland CC)
8 Trai Hodges // 5-10 // 178 // Sr. // Rome, Ga. (Rome H.S.)*

Strong Safety

- 7** Lawrence Johnson // 6-0 // 196 // Sr. // St. Louis, Mo. (Riverview Gardens H.S.)*
10 Dony'e Taylor // 6-1 // 202 // Jr. // Cape Girardeau, Mo. (Central H.S.)*

Cornerback (Field)S

- 5** Ty Leonard // 6-0 // 170 // Sr. // Louisville, Ky. (Butler H.S.)*
23 Henry Pickens III // 6-1 // 167 // Fr. // Belle Glade, Fla. (Palmetto Prep Academy (S.C.)

Special Teams

Placekicker

- 49** DC Pippin // 6-0 // 178 // Jr. // Springfield, Ill. (Springfield)
39 Jorge Figueroa // 6-0 // 222 // So. // Las Cruces, N.M. (Santa Barbara City College)

Kickoffs

- 19** Adam Krause // 6-0 // 180 // Sr. // Chicago, Ill. (Western Kentucky) - **OR** -
49 DC Pippin // 6-0 // 178 // Jr. // Springfield, Ill. (Springfield)
3 Logan Bruns // 6-1 // 196 // Fr. // Jackson, Mo. (Jackson)

Punter

- 47** Zach Haynes // 6-1 // 193 // Jr. // Potosi, Mo. (Potosi H.S.)*
19 Adam Krause // 6-0 // 180 // Sr. // Chicago, Ill. (Western Kentucky)

Holder

- 19** Adam Krause // 6-0 // 180 // Sr. // Chicago, Ill. (Western Kentucky)*
47 Zach Haynes // 6-1 // 193 // Jr. // Potosi, Mo. (Potosi H.S.)*

Long Snapper/Short Snapper

- 41** Jenson Walker // 6-3 // 227 // Jr. // Holly, Mich. (Holly H.S.)
30 Judd Cunningham // 6-0 // 209 // Fr. // Farmington, Mo. (Farmington H.S.)

Punt Returns

- 14** Dalyn McDonald // 5-11 // 174 // So. // Gautier, Miss. (Southwest Mississippi CC)
2 Joedrick Lewis // 5-11 // 184 // So. // Houston, Texas (Trinity Valley CC)

Kickoff Returns

- 14** Dalyn McDonald // 5-11 // 174 // So. // Gautier, Miss. (Southwest Mississippi CC)
9 Keveon Robbins // 6-0 // 211 // R-Fr. // Sparta, Ga. (Hancock Central H.S.)



Team Statistics	SEMO	OPP
SCORING	351	215
Points Per Game	35.1	21.5
Points Off Turnovers	55	34
FIRST DOWNS	233	210
Rushing	108	75
Passing	113	118
Penalty	12	17
RUSHING YARDAGE	2201	1088
Yards gained rushing	2345	1305
Yards lost rushing	144	217
Rushing Attempts	365	314
Average Per Rush	6.0	3.5
Average Per Game	220.1	108.8
TDs Rushing	22	9
PASSING YARDAGE	2553	2594
Comp-Att-Int	198-321-6	219-366-9
Average Per Pass	8.0	7.1
Average Per Catch	12.9	11.8
Average Per Game	255.3	259.4
TDs Passing	19	17
TOTAL OFFENSE	4754	3682
Total Plays	686	680
Average Per Play	6.9	5.4
Average Per Game	475.4	368.2
KICK RETURNS: #-Yards	26-581	41-827
PUNT RETURNS: #-Yards	16-153	7-6
INT RETURNS: #-Yards	9-114	6-7
KICK RETURN AVERAGE	22.3	20.2
PUNT RETURN AVERAGE	9.6	0.9
INT RETURN AVERAGE	12.7	1.2
FUMBLES-LOST	13-3	10-3
PENALTIES-Yards	50-534	48-430
Average Per Game	53.4	43.0
PUNTS-Yards	32-1216	45-1754
Average Per Punt	38.0	39.0
Net punt average	37.2	33.8
KICKOFFS-Yards	66-3561	46-2702
Average Per Kick	54.0	58.7
Net kick average	36.1	36.9
TIME OF POSSESSION/Game	30:50	29:11
3RD-DOWN Conversions	51/123	55/137
3rd-Down Pct	41%	40%
4TH-DOWN Conversions	10/15	12/22
4th-Down Pct	67%	55%
SACKS BY-Yards	26-134	9-69
MISC YARDS	0	0
TOUCHDOWNS SCORED	44	27
FIELD GOALS-ATTEMPTS	14-21	9-16
ON-SIDE KICKS	2-2	0-0
RED-ZONE SCORES	(42-53) 79%	(26-36) 72%
RED-ZONE TOUCHDOWNS	(32-53) 60%	(18-36) 50%
PAT-ATTEMPTS	(43-43) 100%	(24-25) 96%
ATTENDANCE	16032	83366
Games/Avg Per Game	4/4008	6/13894
Neutral Site Games		0/0

Score by Quarters	1st	2nd	3rd	4th	OT	Total
Southeast Missouri	77	136	58	80	0	351
Opponents	16	69	68	62	0	215



2022 SOUTHEAST MISSOURI FOOTBALL NOTES

INDIVIDUAL STATISTICS

Rushing	gp	att	gain	loss	net	avg	td	lg	avg/g
HESS, Geno	10	180	1276	24	1252	7.0	15	84	125.2
RUCKER, S.	10	55	296	8	288	5.2	1	30	28.8
DELAURENT, P.	9	66	374	89	285	4.3	3	24	31.7
SMITH, Darrell	9	18	145	3	142	7.9	1	56	15.8
ROBBINS, Keveon	9	14	107	0	107	7.6	1	28	11.9
OGBONNA, CJ	6	16	57	5	52	3.2	0	9	8.7
HEITERT, P.	1	7	31	0	31	4.4	1	15	31.0
FLOURNOY, Ryan	10	1	31	0	31	31.0	0	31	3.1
WEIDEMANN, W.	10	1	22	0	22	22.0	0	22	2.2
KING, Johnny	10	1	6	0	6	6.0	0	6	0.6
PIPPIN, DC	10	1	0	0	0	0.0	0	0	0.0
TEAM	4	5	0	15	-15	-3.0	0	0	-3.8
Total	10	365	2345	144	2201	6.0	22	84	220.1
Opponents	10	314	1305	217	1088	3.5	9	42	108.8

Passing	gp	effic	comp-att-int	pct	yds	td	lg	avg/g
DELAURENT, P.	9	149.11	185-295-5	62.7	2407	19	62	267.4
HEITERT, P.	1	122.12	11-17-1	64.7	140	0	30	140.0
OGBONNA, CJ	6	27.82	2-9-0	22.2	6	0	11	1.0
Total	10	144.28	198-321-6	61.7	2553	19	62	255.3
Opponents	10	129.78	219-366-9	59.8	2594	17	80	259.4

Receiving	gp	no.	yds	avg	td	lg	avg/g
KING, Johnny	10	62	735	11.9	6	33	73.5
FLOURNOY, Ryan	10	47	805	17.1	7	62	80.5
VICK, Damoriea	9	34	335	9.9	4	31	37.2
WEIDEMANN, W.	10	12	150	12.5	0	28	15.0
FRAZIER, Pervis	8	11	164	14.9	0	42	20.5
HESS, Geno	10	8	104	13.0	2	29	10.4
JOINER, Danny	8	7	37	5.3	0	11	4.6
MCDONALD, Dalyn	10	6	83	13.8	0	39	8.3
TODD, Garrett	8	4	74	18.5	0	35	9.2
RUCKER, S.	10	2	5	2.5	0	4	0.5
SMITH, Darrell	9	2	4	2.0	0	9	0.4
DOWNING, Kyrion	1	1	38	38.0	0	38	38.0
CLINKENBEARD, J	9	1	18	18.0	0	18	2.0
DELAURENT, P.	9	1	1	1.0	0	1	0.1
Total	10	198	2553	12.9	19	62	255.3
Opponents	10	219	2594	11.8	17	80	259.4

Punt Returns	no.	yds	avg	td	lg
MCDONALD, Dalyn	12	94	7.8	0	27
TODD, Garrett	3	43	14.3	1	29
FUHRMAN, C.	1	16	16.0	0	0
Total	16	153	9.6	1	29
Opponents	7	6	0.9	0	2

Interceptions	no.	yds	avg	td	lg
MCCALL, William	1	0	0.0	0	0
WALTON, Mali	1	0	0.0	0	0
IVORY JR, Eric	1	11	11.0	0	11
HODGES, Trai	1	49	49.0	0	49
LEWIS, Joedrick	1	27	27.0	0	27
NELOME, Tyler	1	0	0.0	0	0
BOOKER, Keandre	1	2	2.0	0	2
NORMAN, Bryce	1	11	11.0	0	11
JOHNSON, L.	1	14	14.0	0	14
Total	9	114	12.7	0	49
Opponents	6	7	1.2	0	7

Kick Returns	no.	yds	avg	td	lg
MCDONALD, Dalyn	16	422	26.4	1	97
SMITH, Darrell	4	108	27.0	0	48
ROBBINS, Keveon	4	48	12.0	0	19
CUNNINGHAM, J.	1	3	3.0	0	3
FLOURNOY, Ryan	1	0	0.0	0	0
Total	26	581	22.3	1	97
Opponents	41	827	20.2	0	46

Fumble Returns	no.	yds	avg	td	lg
NORMAN, Bryce	1	3	3.0	1	3
Total	1	3	3.0	1	3
Opponents	1	85	85.0	1	85

2022 SOUTHEAST MISSOURI FOOTBALL NOTES

INDIVIDUAL STATISTICS



Scoring	td	fg	PAT				dpx	saf	pts
			kick	rush	rcv	pass			
HESS, Geno	17	-	-	-	-	-	-	-	102
PIPPIN, DC	-	14-21	40-40	-	-	-	-	-	82
FLOURNOY, Ryan	7	-	-	-	-	-	-	-	42
KING, Johnny	6	-	-	-	-	-	-	-	36
VICK, Damorie	4	-	-	-	1	-	-	-	26
DELAURENT, P.	3	-	-	-	-	1-1	-	-	18
MCDONALD, Dalyn	1	-	-	-	-	-	-	-	6
HEITERT, P.	1	-	-	-	-	-	-	-	6
RUCKER, S.	1	-	-	-	-	-	-	-	6
TODD, Garrett	1	-	-	-	-	-	-	-	6
ROBBINS, Keveon	1	-	-	-	-	-	-	-	6
SMITH, Darrell	1	-	-	-	-	-	-	-	6
NORMAN, Bryce	1	-	-	-	-	-	-	-	6
HARPENAU, A.	-	-	1-1	-	-	-	-	-	1
CURNOW, Clark	-	-	1-1	-	-	-	-	-	1
FIGUEROA, Jorge	-	-	1-1	-	-	-	-	-	1
Total	44	14-21	43-43	-	1	1-1	-	-	351
Opponents	27	9-16	24-25	-	1	1-2	-	-	215

Total Offense	g	plays	rush	pass	total	avg/g
DELAURENT, P.	9	361	285	2407	2692	299.1
HESS, Geno	10	180	1252	0	1252	125.2
RUCKER, S.	10	55	288	0	288	28.8
HEITERT, P.	1	24	31	140	171	171.0
SMITH, Darrell	9	18	142	0	142	15.8
ROBBINS, Keveon	9	14	107	0	107	11.9
OGBONNA, CJ	6	25	52	6	58	9.7
FLOURNOY, Ryan	10	1	31	0	31	3.1
WEIDEMANN, W.	10	1	22	0	22	2.2
KING, Johnny	10	1	6	0	6	0.6
TEAM	4	5	-15	0	-15	-3.8
Total	10	686	2201	2553	4754	475.4
Opponents	10	680	1088	2594	3682	368.2

Field Goals	fg	pct.	01-19	20-29	30-39	40-49	50-99	lg	blk
PIPPIN, DC	14-21	66.7	0-0	9-12	1-3	2-3	2-3	54	1

FG Sequence	Southeast Missouri	Opponents
Iowa State	41,(23)	-
Southern Ill.	50,(50),(45)	(30)
Nicholls	38	40,(37)
Central Arkansas	35	(28),(34),(38)
Lindenwood	(21),(29),29	-
Tennessee Tech	(28),(35)	(43),48,(33)
Northwestern St.	(54),(20),(29)	(24)
Eastern Ky.	(28),(28),(28)	49,(26),(21)
Tennessee St.	-	23,46
Eastern Illinois	22,27,(41)	51

Punting	no.	yds	avg	lg	tb	fc	i20	50+	blk
HAYNES, Zach	31	1216	39.2	59	1	10	15	3	1
TEAM	1	0	0.0	0	0	0	0	0	0
Total	32	1216	38.0	59	1	10	15	3	1
Opponents	45	1754	39.0	71	4	9	9	6	1

Kickoffs	no.	yds	avg	tb	ob	retn	net	ydln
PIPPIN, DC	42	2359	56.2	13	2			
KRAUSE, Adam	18	848	47.1	1	0			
BRUNS, Logan	6	354	59.0	0	0			
Total	66	3561	54.0	14	2	20.2	36.1	28
Opponents	46	2702	58.7	17	2	22.3	36.9	28

Numbers in (parentheses) indicate field goal was made.



2022 SOUTHEAST MISSOURI FOOTBALL NOTES

INDIVIDUAL STATISTICS

All Purpose	g	rush	rcv	pr	kr	ir	total	avg/g
HESS, Geno	10	1252	104	0	0	0	1356	135.6
FLOURNOY, Ry	10	31	805	0	0	0	836	83.6
KING, Johnny	10	6	735	0	0	0	741	74.1
MCDONALD, Da	10	0	83	94	422	0	599	59.9
VICK, Damorie	9	0	335	0	0	0	335	37.2
RUCKER, S.	10	288	5	0	0	0	293	29.3
DELAURENT, P.	9	285	1	0	0	0	286	31.8
SMITH, Darrell	9	142	4	0	108	0	254	28.2
WEIDEMANN,	10	22	150	0	0	0	172	17.2
FRAZIER, Pervi	8	0	164	0	0	0	164	20.5
ROBBINS, Keve	9	107	0	0	48	0	155	17.2
TODD, Garrett	8	0	74	43	0	0	117	14.6
OGBONNA, CJ	6	52	0	0	0	0	52	8.7
HODGES, Trai	9	0	0	0	0	49	49	5.4
DOWNING, Kyro	1	0	38	0	0	0	38	38.0
JOINER, Danny	8	0	37	0	0	0	37	4.6
HEITERT, P.	1	31	0	0	0	0	31	31.0
LEWIS, Joedrick	9	0	0	0	0	27	27	3.0
CLINKENBEAR	9	0	18	0	0	0	18	2.0
FUHRMAN, C.	10	0	0	16	0	0	16	1.6
JOHNSON, L.	10	0	0	0	0	14	14	1.4
NORMAN, Bryce	10	0	0	0	0	11	11	1.1
IVORY JR, Eric	10	0	0	0	0	11	11	1.1
CUNNINGHAM,	6	0	0	0	3	0	3	0.5
BOOKER, Kean	10	0	0	0	0	2	2	0.2
TEAM	4	-15	0	0	0	0	-15	-3.8
Total	10	2201	2553	153	581	114	5602	560.2
Opponents	10	1088	2594	6	827	7	4522	452.2



##	Defensive Leaders	gp	Tackles			tfl/yds	Sacks no-yds	Pass defense			Fumbles		blkd	
			ua	a	tot			int-yds	brup	qbh	rcv-yds	ff	kick	saf
32	NORMAN, Bryce	10	46	50	96	3.0-21	2.5-17	1-11	4	7	1-3	.	.	.
7	JOHNSON, L.	10	39	31	70	7.5-44	4.0-31	1-14	8	2
4D	FUHRMAN, C.	10	29	20	49	6.5-23	3.0-14	.	2	3	.	.	1	.
6D	MCCALL, William	10	21	22	43	2.5-5	.	1-0	2	1
5D	LEONARD, Ty	10	22	18	40	1.5-3	.	.	3
28	IVORY JR, Eric	10	10	26	36	0.5-1	.	1-11	4
8D	HODGES, Trai	9	19	15	34	2.0-2	.	1-49	5
2	LEWIS, Joedrick	9	20	9	29	.	.	1-27	2
99	LEWIS, Steven	10	8	20	28	2.5-7	0.5-1	.	3	1	.	.	1	.
18	BOOKER, Keandre	10	9	12	21	6.5-29	4.0-23	1-2	.	3	1-0	.	.	.
13	WALTON, Mali	8	9	11	20	1.0-2	.	1-0	.	1
95	KEEPER, Sam	9	9	10	19	3.0-12	1.0-9	.	.	3
91	HOLMES, L.	8	5	13	18	3.0-6	1.5-4	.	.	3	1-0	.	.	.
55	CAIRO, Nasim	10	6	12	18	5.0-12	2.5-5	.	.	4	.	1	.	.
22	NELOME, Tyler	8	11	7	18	1.5-4	0.5-2	1-0	3
26	TYUS, Keilyn	10	6	12	18	1.5-6	1.0-6	.	3	1
12	COLE, Jordan	8	13	5	18	3.5-7	1.0-1
44	MORRISSEY, J.	7	8	9	17	0.5-2	0.5-2	.	.	1
94	ADAMS, Harris	9	3	11	14	1.5-10	1.0-9	.	1
1D	TAYLOR, Dony'e	5	9	2	11	0.5-0	.	.	1
25	DOLLAR, Slade	10	5	6	11	2.5-9	1.0-2	.	.	1
24	WILLIAMS, J.	8	2	8	10	.	.	.	1
45	TERRELL, Izeal	10	2	6	8	0.5-3	0.5-3	.	.	1
48	THOMPSON, L.	4	3	5	8	0.5-1	0.5-1
23	PICKENS III, H.	8	5	3	8	1.0-4	1.0-4	1	.	.
92	WILLIAMS, Caleb	3	2	5	7	0.5-0	.	.	.	1
50	MANUEL, Lunden	10	2	5	7	1
15	TODD, Garrett	8	4	1	5
6L	CARTER, Austin	3	.	5	5	0.5-0	.	.	.	1
98	JAMERSON, M.	8	2	3	5
29	TAYLOR, A.	8	2	2	4
33	SMITH, Darrell	9	1	2	3
41	WALKER, Jenson	9	2	.	2
14	MCDONALD, Dalyn	10	1	1	2
90	HARRIS, Michael	2	.	2	2
8	FRAZIER, Pervis	8	1	.	1
81	JOINER, Danny	8	1	.	1
97	WEBB, Caleb	2	.	1	1
49	PIPPIN, DC	10	.	1	1
11	MATTHEWS, Mike	2	.	1	1
TM	TEAM	4	1	.	1
Total		10	338	372	710	59-213	26-134	9-114	42	35	3-3	2	2	.
Opponents		10	326	408	734	37-124	9-69	6-7	37	26	3-85	5	2	.



2022 SOUTHEAST MISSOURI FOOTBALL NOTES

COMBINED STATISTICS

Date	Opponent		Score	Att.
09-03-22	at Iowa State	L	10-42	57142
09-10-22	at Southern Ill.	W	34-31	8662
09-17-22	NICHOLLS	W	42-16	3482
09-24-22	CENTRAL ARKANSAS	W	35-27	3756
* 10-01-22	at Lindenwood	W	49-28	5036
* 10-08-22	TENNESSEE TECH	W	34-20	3892
10-22-22	at Northwestern St.	W	51-16	4326
10-29-22	EASTERN KY.	L	23-28	4902
* 11-05-22	at Tennessee St.	W	42-0	6369
* 11-12-22	at Eastern Illinois	W	31-7	1831

Rushing	gp	att	gain	loss	net	avg	td	lg	avg/g
HESS, Geno	10	180	1276	24	1252	7.0	15	84	125.2
RUCKER, S.	10	55	296	8	288	5.2	1	30	28.8
DELAURENT, P.	9	66	374	89	285	4.3	3	24	31.7
SMITH, Darrell	9	18	145	3	142	7.9	1	56	15.8
ROBBINS, Keveon	9	14	107	0	107	7.6	1	28	11.9
OGBONNA, CJ	6	16	57	5	52	3.2	0	9	8.7
HEITERT, P.	1	7	31	0	31	4.4	1	15	31.0
FLOURNOY, Ryan	10	1	31	0	31	31.0	0	31	3.1
WEIDEMANN, W.	10	1	22	0	22	22.0	0	22	2.2
KING, Johnny	10	1	6	0	6	6.0	0	6	0.6
Total	10	365	2345	144	2201	6.0	22	84	220.1
Opponents	10	314	1305	217	1088	3.5	9	42	108.8

Passing	gp	effc	comp-att-int	pct	yds	td	lg	avg/g
DELAURENT, P.	9	149.11	185-295-5	62.7	2407	19	62	267.4
HEITERT, P.	1	122.12	11-17-1	64.7	140	0	30	140.0
OGBONNA, CJ	6	27.82	2-9-0	22.2	6	0	11	1.0
Total	10	144.28	198-321-6	61.7	2553	19	62	255.3
Opponents	10	129.78	219-366-9	59.8	2594	17	80	259.4

Receiving	gp	no.	yds	avg	td	lg	avg/g
KING, Johnny	10	62	735	11.9	6	33	73.5
FLOURNOY, Ryan	10	47	805	17.1	7	62	80.5
VICK, Damorie	9	34	335	9.9	4	31	37.2
WEIDEMANN, W.	10	12	150	12.5	0	28	15.0
FRAZIER, Pervis	8	11	164	14.9	0	42	20.5
HESS, Geno	10	8	104	13.0	2	29	10.4
JOINER, Danny	8	7	37	5.3	0	11	4.6
MCDONALD, Dalyn	10	6	83	13.8	0	39	8.3
TODD, Garrett	8	4	74	18.5	0	35	9.2
RUCKER, S.	10	2	5	2.5	0	4	0.5
SMITH, Darrell	9	2	4	2.0	0	9	0.4
DOWNING, Kyron	1	1	38	38.0	0	38	38.0
CLINKENBEARD, J	9	1	18	18.0	0	18	2.0
DELAURENT, P.	9	1	1	1.0	0	1	0.1
Total	10	198	2553	12.9	19	62	255.3
Opponents	10	219	2594	11.8	17	80	259.4

Field Goals	fg	pct.	01-19	20-29	30-39	40-49	50-59	lg	blk
PIPPIN, DC	14-21	66.7	0-0	9-12	1-3	2-3	2-3	54	1

Scoring	td	fg	kick	rush	rcv	pass	dxp	saf	pts
HESS, Geno	17	-	-	-	-	-	-	-	102
PIPPIN, DC	-	14-21	40-40	-	-	-	-	-	82
FLOURNOY, Ryan	7	-	-	-	-	-	-	-	42
KING, Johnny	6	-	-	-	-	-	-	-	36
VICK, Damorie	4	-	-	-	1	-	-	-	26
DELAURENT, P.	3	-	-	-	-	1-1	-	-	18
SMITH, Darrell	1	-	-	-	-	-	-	-	6
RUCKER, S.	1	-	-	-	-	-	-	-	6
TODD, Garrett	1	-	-	-	-	-	-	-	6
MCDONALD, Dalyn	1	-	-	-	-	-	-	-	6
NORMAN, Bryce	1	-	-	-	-	-	-	-	6
ROBBINS, Keveon	1	-	-	-	-	-	-	-	6
HEITERT, P.	1	-	-	-	-	-	-	-	6
HARPENAU, A.	-	-	1-1	-	-	-	-	-	1
FIGUEROA, Jorge	-	-	1-1	-	-	-	-	-	1
Total	44	14-21	43-43	-	1	1-1	-	-	351
Opponents	27	9-16	24-25	-	1	1-2	-	-	215

Score by Quarters	1st	2nd	3rd	4th	OT	Total
Southeast Missouri	77	136	58	80	0	351

Record:	Overall	Home	Away	Neutral
All games	8-2	3-1	5-1	0-0
Conference	4-0	1-0	3-0	0-0
Non-Conference	4-2	2-1	2-1	0-0

Team Statistics	SEMO	OPP
FIRST DOWNS	233	210
Rushing	108	75
Passing	113	118
Penalty	12	17
RUSHING YARDAGE	2201	1088
Rushing Attempts	365	314
Average Per Rush	6.0	3.5
Average Per Game	220.1	108.8
TDs Rushing	22	9
PASSING YARDAGE	2553	2594
Comp-Att-Int	198-321-6	219-366-9
Average Per Pass	8.0	7.1
Average Per Catch	12.9	11.8
Average Per Game	255.3	259.4
TDs Passing	19	17
TOTAL OFFENSE	4754	3682
Average Per Play	6.9	5.4
Average Per Game	475.4	368.2
KICK RETURNS: #Yards	26-581	41-827
PUNT RETURNS: #Yards	16-153	7-6
INT RETURNS: #Yards	9-114	6-7
FUMBLES-LOST	13-3	10-3
PENALTIES-Yards	50-534	48-430
PUNTS-AVG	32-38.0	45-39.0
TIME OF POSSESSION/Game	30:50	29:11
3RD-DOWN Conversions	51/123	55/137
4TH-DOWN Conversions	10/15	12/22

Interceptions	no.	yds	avg	td	lg
LEWIS, Joedrick	1	27	27.0	0	27
BOOKER, Keandre	1	2	2.0	0	2
NELOME, Tyler	1	0	0.0	0	0
IVORY JR, Eric	1	11	11.0	0	11
HODGES, Trai	1	49	49.0	0	49
JOHNSON, L.	1	14	14.0	0	14
MCCALL, William	1	0	0.0	0	0
WALTON, Mali	1	0	0.0	0	0
NORMAN, Bryce	1	11	11.0	0	11

Punting	no.	yds	avg	lg	tb	fc	i20	50+	blk
HAYNES, Zach	31	1216	39.2	59	1	10	15	3	1
TEAM	1	0	0.0	0	0	0	0	0	0

Punt Returns	no.	yds	avg	td	lg
MCDONALD, Dalyn	12	94	7.8	0	27
TODD, Garrett	3	43	14.3	1	29
FUHRMAN, C.	1	16	16.0	0	0
Total	16	153	9.6	1	29
Opponents	7	6	0.9	0	2

Kick Returns	no.	yds	avg	td	lg
MCDONALD, Dalyn	16	422	26.4	1	97
SMITH, Darrell	4	108	27.0	0	48
ROBBINS, Keveon	4	48	12.0	0	19
CUNNINGHAM, J.	1	3	3.0	0	3
FLOURNOY, Ryan	1	0	0.0	0	0
Total	26	581	22.3	1	97
Opponents	41	827	20.2	0	46

All Purpose	g	rush	rcv	pr	kr	ir	total	avg/g
HESS, Geno	10	1252	104	0	0	0	1356	135.6
FLOURNOY, Ry	10	31	805	0	0	0	836	83.6
KING, Johnny	10	6	735	0	0	0	741	74.1
MCDONALD, Dal	10	0	83	94	422	0	599	59.9
VICK, Damorie	9	0	335	0	0	0	335	37.2
RUCKER, S.	10	288	5	0	0	0	293	29.3
DELAURENT, P.	9	285	1	0	0	0	286	31.8
SMITH, Darrell	9	142	4	0	108	0	254	28.2
WEIDEMANN, W	10	22	150	0	0	0	172	17.2
FRAZIER, Pervis	8	0	164	0	0	0	164	20.5

2022 SOUTHEAST MISSOURI FOOTBALL NOTES

2022 COMBINED OVC STATISTICS



Date	Opponent	Score	Att.
* 10-01-22	at Lindenwood	W 49-28	5036
* 10-08-22	TENNESSEE TECH	W 34-20	3892
* 11-05-22	at Tennessee St.	W 42-0	6369
* 11-12-22	at Eastern Illinois	W 31-7	1831

Rushing	gp	att	gain	loss	net	avg	td	lg	avg/g
HESS, Geno	4	85	709	11	698	8.2	11	84	174.5
RUCKER, S.	4	26	126	6	120	4.6	1	30	30.0
ROBBINS, Keveon	4	12	93	0	93	7.8	1	28	23.2
SMITH, Darrell	4	6	83	0	83	13.8	1	56	20.8
DELAURENT, P.	3	14	86	45	41	2.9	0	24	13.7
HEITERT, P.	1	7	31	0	31	4.4	1	15	31.0
FLOURNOY, Ryan	4	1	31	0	31	31.0	0	31	7.8
OGBONNA, CJ	3	8	21	5	16	2.0	0	9	5.3
Total	4	159	1180	67	1113	7.0	15	84	278.2
Opponents	4	143	675	126	549	3.8	2	30	137.2

Passing	gp	effic	comp-att-int	pct	yds	td	lg	avg/g
DELAURENT, P.	3	163.30	54-80-0	67.5	716	5	38	238.7
HEITERT, P.	1	122.12	11-17-1	64.7	140	0	30	140.0
OGBONNA, CJ	3	38.48	1-5-0	20.0	11	0	11	3.7
Total	4	150.32	66-102-1	64.7	867	5	38	216.8
Opponents	4	95.03	72-146-6	49.3	741	5	30	185.2

Receiving	gp	no.	yds	avg	td	lg	avg/g
VICK, Damoriea	4	22	240	10.9	1	31	60.0
KING, Johnny	4	20	259	12.9	2	31	64.8
FLOURNOY, Ryan	4	8	145	18.1	2	38	36.2
WEIDEMANN, W.	4	8	90	11.2	0	20	22.5
TODD, Garrett	4	2	54	27.0	0	35	13.5
HESS, Geno	4	2	23	11.5	0	14	5.8
JOINER, Danny	3	2	16	8.0	0	11	5.3
FRAZIER, Pervis	3	1	35	35.0	0	35	11.7
MCDONALD, Dalyn	4	1	5	5.0	0	5	1.2
Total	4	66	867	13.1	5	38	216.8
Opponents	4	72	741	10.3	5	30	185.2

Field Goals	fg	pct.	01-19	20-29	30-39	40-49	50-99	lg	blk
PIPPIN, DC	5-8	62.5	0-0	3-6	1-1	1-1	0-0	41	0

Scoring	td	fg	PAT				dpx	saf	pts
			kick	rush	rcv	pass			
HESS, Geno	11	-	-	-	-	-	-	-	66
PIPPIN, DC	-	5-8	19-19	-	-	-	-	-	34
KING, Johnny	2	-	-	-	-	-	-	-	12
FLOURNOY, Ryan	2	-	-	-	-	-	-	-	12
VICK, Damoriea	1	-	-	-	1	-	-	-	8
ROBBINS, Keveon	1	-	-	-	-	-	-	-	6
HEITERT, P.	1	-	-	-	-	-	-	-	6
SMITH, Darrell	1	-	-	-	-	-	-	-	6
RUCKER, S.	1	-	-	-	-	-	-	-	6
Total	20	5-8	19-19	-	1	1-1	-	-	156
Opponents	7	2-6	7-7	-	-	-	-	-	55

Score by Quarters	1st	2nd	3rd	4th	OT	Total
Southeast Missouri	23	67	24	42	0	156
Opponents	3	24	7	21	0	55

Record:	Overall	Home	Away	Neutral
All games	4-0	1-0	3-0	0-0
Conference	4-0	1-0	3-0	0-0
Non-Conference	0-0	0-0	0-0	0-0

Team Statistics	SEMO	OPP
FIRST DOWNS	92	83
Rushing	47	40
Passing	43	39
Penalty	2	4
RUSHING YARDAGE	1113	549
Rushing Attempts	159	143
Average Per Rush	7.0	3.8
Average Per Game	278.2	137.2
TDs Rushing	15	2
PASSING YARDAGE	867	741
Comp-Att-Int	66-102-1	72-146-6
Average Per Pass	8.5	5.1
Average Per Catch	13.1	10.3
Average Per Game	216.8	185.2
TDs Passing	5	5
TOTAL OFFENSE	1980	1290
Average Per Play	7.6	4.5
Average Per Game	495.0	322.5
KICK RETURNS: #-Yards	8-177	22-471
PUNT RETURNS: #-Yards	7-55	4-7
INT RETURNS: #-Yards	6-76	1-0
FUMBLES-LOST	5-1	7-1
PENALTIES-Yards	20-200	14-113
PUNTS-AVG	13-35.5	20-38.2
TIME OF POSSESSION/Game	29:55	30:05
3RD-DOWN Conversions	14/41	14/56
4TH-DOWN Conversions	3/5	7/13

Interceptions	no.	yds	avg	td	lg
WALTON, Mali	1	0	0.0	0	0
BOOKER, Keandre	1	2	2.0	0	2
NORMAN, Bryce	1	11	11.0	0	11
MCCALL, William	1	0	0.0	0	0
JOHNSON, L.	1	14	14.0	0	14
HODGES, Trai	1	49	49.0	0	49

Punting	no.	yds	avg	lg	tb	fc	i20	50+	blk
HAYNES, Zach	12	462	38.5	59	0	4	5	1	1
TEAM	1	0	0.0	0	0	0	0	0	0

Punt Returns	no.	yds	avg	td	lg
MCDONALD, Dalyn	4	41	10.2	0	27
TODD, Garrett	3	14	4.7	0	9
Total	7	55	7.9	0	27
Opponents	4	7	1.8	0	2

Kick Returns	no.	yds	avg	td	lg
ROBBINS, Keveon	3	48	16.0	0	19
SMITH, Darrell	2	67	33.5	0	48
MCDONALD, Dalyn	2	62	31.0	0	41
FLOURNOY, Ryan	1	0	0.0	0	0
Total	8	177	22.1	0	48
Opponents	22	471	21.4	0	46

All Purpose	g	rush	rcv	pr	kr	ir	total	avg/g
HESS, Geno	4	698	23	0	0	0	721	180.2
KING, Johnny	4	0	259	0	0	0	259	64.8
VICK, Damoriea	4	0	240	0	0	0	240	60.0
FLOURNOY, Ry	4	31	145	0	0	0	176	44.0
SMITH, Darrell	4	83	0	0	67	0	150	37.5
ROBBINS, Keve	4	93	0	0	48	0	141	35.2
RUCKER, S.	4	120	0	0	0	0	120	30.0
MCDONALD, Dal	4	0	5	41	62	0	108	27.0
WEIDEMANN, W	4	0	90	0	0	0	90	22.5
TODD, Garrett	4	0	54	14	0	0	68	17.0
Total	4	1113	867	55	177	76	2288	572.0



2022 SOUTHEAST MISSOURI FOOTBALL NOTES

SEMO GAME-BY-GAME STATISTICS

	@ISU	@SIU	NICHOLLS	UCA	@LU	TTU	@NSU	EKU	@TSU	@EIU	MUR
	9/3	9/10	9/17	9/24	10/1	10/8	10/22	10/29	11/5	11/12	11/19
First Downs	15	21	23	27	30	19	28	27	22	21	
Rushing	7	4	8	13	14	5	20	9	14	14	
Passing	8	12	13	11	15	13	8	18	8	7	
Penalty	0	5	2	3	1	1	0	0	0	0	
Third Downs	15	15	13	15	9	10	13	11	7	15	
Converted	5	5	8	8	3	2	5	6	3	6	
Efficiency	33.3	33.3	61.5	53.3	33.3	20.0	38.5	54.5	42.8	40.0	
Fourth Downs	2	2	1	2	2	2	2	1	0	1	
Converted	1	2	1	1	1	1	2	0	0	1	
Efficiency	50.0	1.00	1.00	50.0	50.0	50.0	1.00	0.00	0.00	1.00	
Total Net Yards	320	390	468	457	684	377	619	520	459	460	
Plays	60	71	67	77	70	58	78	72	61	72	
Avg Per Play	5.3	5.5	7.0	5.9	9.8	6.5	7.9	7.2	7.5	6.4	
Net Yards Rushing	98	58	164	205	372	111	418	145	310	320	
Attempts	22	26	32	46	37	25	54	26	43	54	
Avg. Per Rush	4.5	2.2	5.1	4.5	10.1	4.4	7.7	5.6	7.2	5.9	
Net Yards Passing	222	332	304	252	312	266	201	375	149	140	
Attempts	38	45	35	31	33	33	24	46	18	18	
Completions	19	33	23	17	19	22	13	27	14	11	
Completion Pct.	50.0	73.3	65.7	54.8	57.5	66.7	54.2	58.7	77.8	61.1	
Yds. Per Attempt	5.8	7.4	8.7	8.1	9.5	8.2	8.4	8.2	8.3	7.8	
Touchdowns	1	4	3	2	1	3	3	1	1	0	
Interceptions	1	0	1	1	0	0	0	2	0	1	
Sacked	0	2	0	1	0	2	3	1	2	0	
Yards Lost	0	10	0	6	0	15	8	5	20	0	
Touchdowns	1	4	6	5	5	4	6	2	6	4	
Rushing	0	0	2	1	4	1	3	1	5	4	
Passing	1	4	3	2	1	3	3	1	1	0	
Returns	0	0	1	2	0	0	0	0	0	0	
Penalties	9	7	4	3	4	8	5	3	6	2	
Yards Lost	100	86	54	30	40	75	58	22	75	10	
Fumbles	1	2	0	2	0	1	2	1	1	3	
Fumbles Lost	0	0	0	1	0	0	0	1	0	1	
Punts	6	3	3	3	1	4	3	1	4	4	
Total Yards	236	128	120	113	36	155	110	47	151	120	
Gross Avg.	39.3	42.7	40.0	37.7	36.0	38.8	36.7	47.0	37.8	30.0	
Net Avg.	39.7	42.3	40.0	31.0	38.0	40.2	47.8	47.0	37.2	26.8	
Inside 20	2	0	2	2	1	1	3	1	2	1	
Touchbacks	0	0	0	0	0	0	0	0	0	0	
FGs Attempted	2	3	1	1	3	2	3	3	0	3	
FGs Made	1	2	0	0	2	2	3	3	0	1	
PATs Made-Att.	1-1	4-4	6-6	5-5	6-6	4-4	6-6	2-2	6-6	4-4	
Kicking M-A	1-1	4-4	6-6	5-5	5-5	4-4	6-6	2-2	6-6	4-4	
2-pt. Rushing M-A	0-0	0-0	0-0	0-0	0-0	0-0	0-0	0-0	0-0	0-0	
2-pt. Passing M-A	0-0	0-0	0-0	0-0	1-1	0-0	0-0	0-0	0-0	0-0	
Kickoffs-Yds-TB	3-194-1	7-352-0	7-394-1	6-366-3	9-525-0	7-389-1	8-463-5	5-233-1	7-435-2	6-354-0	
Safeties	0	0	0	0	0	0	0	0	0	0	
Points Scored	10	34	42	27	49	34	51	23	42	31	
Time of Possession	27:25	28:52	30:25	36:40	27:33	26:38	38:42	26:27	29:38	35:52	
Net TO Ratio	-	-	-	+1	+2	+3	+2	-3	-	-	

2022 SOUTHEAST MISSOURI FOOTBALL NOTES

OPPONENT GAME-BY-GAME STATISTICS



	@ISU	@SIU	NICHOLLS	UCA	@LU	TTU	@NSU	EKU	@TSU	@EIU	MUR
	9/3	9/10	9/17	9/24	10/1	10/8	10/22	10/29	11/5	11/12	11/19
First Downs	26	22	23	14	34	26	21	20	17	6	
Rushing	10	8	7	1	13	12	7	2	10	5	
Passing	12	12	13	13	19	13	11	18	6	1	
Penalty	4	2	3	0	2	1	3	0	1	0	
Third Downs	12	16	13	13	12	13	15	12	17	14	
Converted	8	9	4	5	6	1	8	7	4	3	
Efficiency	66.7	56.3	30.7	38.4	50.0	0.76	53.3	58.3	23.5	21.4	
Fourth Downs	1	2	2	1	1	6	2	1	5	1	
Converted	1	2	2	0	1	4	0	0	2	0	
Efficiency	1.00	1.00	1.00	0.00	1.00	66.7	0.00	0.00	40.0	0.00	
Total Net Yards	469	385	299	380	534	400	409	459	256	100	
Plays	67	68	69	55	79	80	65	67	79	51	
Avg Per Play	7.0	5.7	4.3	6.9	6.8	5.0	6.3	6.9	3.2	2.0	
Net Yards Rushing	176	132	50	16	188	130	104	61	152	79	
Attempts	36	31	28	24	35	32	27	25	44	32	
Avg. Per Rush	4.9	4.3	1.8	0.7	5.4	4.1	3.9	2.4	3.5	2.5	
Net Yards Passing	293	253	249	364	346	270	305	398	104	21	
Attempts	31	37	41	31	44	48	38	42	35	19	
Completions	25	21	29	20	28	27	17	35	14	3	
Completion Pct.	80.6	56.8	70.7	64.5	63.6	56.3	44.7	83.3	40.0	15.7	
Yds. Per Attempt	9.5	6.8	6.1	11.7	7.9	5.6	8.0	9.5	3.0	1.1	
Touchdowns	4	2	2	1	3	2	2	1	0	0	
Interceptions	1	0	1	0	1	3	1	0	0	2	
Sacked	0	3	4	3	5	2	1	0	3	3	
Yards Lost	0	13	27	8	19	11	13	0	31	19	
Touchdowns	6	4	2	3	4	2	2	3	0	1	
Rushing	4	2	0	1	1	0	0	2	0	1	
Passing	2	2	2	1	3	2	2	1	0	0	
Returns	0	0	0	1	0	0	0	0	0	0	
Penalties	3	13	6	5	4	6	4	3	1	3	
Yards Lost	20	108	45	70	40	55	39	35	5	13	
Fumbles	0	1	0	1	2	1	1	0	1	3	
Fumbles Lost	0	0	0	1	1	0	1	0	0	0	
Punts	3	4	7	5	4	3	4	2	5	8	
Total Yards	140	138	253	199	166	92	191	69	173	333	
Gross Avg.	46.7	34.5	36.1	39.8	41.5	30.7	47.8	34.5	34.6	41.6	
Net Avg.	49.0	34.2	23.4	39.0	39.0	30.7	47.8	23.5	32.0	35.1	
Inside 20	1	1	1	2	1	0	0	0	1	3	
Touchbacks	0	0	1	0	0	0	2	0	0	1	
FGs Attempted	0	1	2	3	0	3	1	3	2	1	
FGs Made	0	1	1	2	0	2	1	2	0	0	
PATs Made-Att.	6-6	4-4	1-2	3-3	4-4	2-2	1-1	2-2	0-0	1-1	
Kicking M-A	6-6	4-4	1-2	3-3	4-4	2-2	1-1	2-2	0-0	0-0	
2-pt. Rushing M-A	0-0	0-0	0-0	0-0	0-0	0-0	0-0	0-0	0-0	0-0	
2-pt. Passing M-A	0-0	0-0	0-0	0-0	0-0	0-0	0-1	0-0	0-0	0-0	
Kickoffs-Yds-TB	7-388-3	5-111-0	4-260-3	6-344-0	4-251-2	5-318-0	4-238-3	6-334-2	1-65-1	2-106-1	
Safeties	0	0	0	0	0	0	0	0	0	0	
Points Scored	42	31	16	27	28	20	16	28	0	7	
Time of Possession	32:35	31:08	29:35	23:20	32:27	33:22	21:18	33:33	30:22	24:08	
Net TO Ratio	-	-	-	-1	-2	-3	-2	+3	-	-	



2022 SOUTHEAST MISSOURI FOOTBALL NOTES

STATISTICS

Game-by-Game Leaders

Date	Opponent	Scoring	Rushing Yards	Receptions	Receiving Yards	Tackles
09-03-22	at Iowa State	Vick - 6 pts.	DeLaurent - 74	King - 6	Flournoy - 56	Johnson - 12
09-10-22	at Southern Illinois	King - 12 pts.	Hess - 65	King - 14	Flournoy - 145	Lewis, McCall - 6
09-17-22	Nicholls State	Hess - 18 pts.	Hess - 70	King - 5	King - 82	Norman - 17
09-24-22	Central Arkansas	Five tied with - 6 pts.	Hess - 123	King - 5	King, Flournoy - 68	Johnson - 10
10-01-22	at Lindenwood	Hess - 24 pts.	Hess - 276	King - 8	King - 126	Hodges - 9
10-08-22	Tennessee Tech	Flournoy - 12 pts.	Hess - 88	Vick - 9	Flournoy - 101	Johnson, Norman - 12
10-22-22	at Northwestern State	Hess - 18 pts.	Hess - 207	Flournoy - 5	Flournoy - 83	Johnson, Norman - 5
10-29-22	Eastern Kentucky	Pippin - 11 pts.	Hess - 81	Flournoy - 15	Flournoy - 256	Norman - 16
11-05-22	at Tennessee State	Hess - 18 pts.	Hess - 136	Vick - 5	Vick - 46	Norman - 12
11-12-22	at Eastern Illinois	Hess - 18	Hess - 198	King - 4	King - 55	Norman - 11
11-19-22	Murray State					

Game-by-Game Scoring

Date	Opponent	Southeast Missouri								Opponents								Point Differential
		1	2	1H	3	4	2H	OT	TOT	1	2	1H	3	4	2H	OT	TOT	
09-03-22	at Iowa State	0	10	10	0	0	0	-	10	7	14	21	7	14	21	-	42	-32
09-10-22	at Southern Illinois	7	7	14	3	17	20	-	34	3	7	10	7	14	21	-	31	+3
09-17-22	Nicholls State	7	14	21	14	7	21	-	42	0	7	7	9	0	9	-	16	+26
09-24-22	Central Arkansas	7	21	28	0	7	7	-	35	0	17	17	3	7	10	-	27	+8
10-01-22	at Lindenwood	6	15	21	7	21	28	-	49	0	7	7	7	14	21	-	28	+21
10-08-22	Tennessee Tech	10	17	27	7	0	7	-	34	3	10	13	0	7	7	-	20	+14
10-22-22	at Northwestern State	23	14	37	14	0	14	-	51	3	0	3	13	0	13	-	16	+35
10-29-22	Eastern Kentucky	10	3	13	3	7	10	-	23	0	0	0	22	6	28	-	28	-5
11-05-22	at Tennessee State	7	14	21	7	14	21	-	42	0	0	0	0	0	0	-	0	+42
11-12-22	at Eastern Illinois	0	21	21	3	7	10	-	31	0	7	7	0	0	0	-	7	+24
11-19-22	Murray State																	
	Totals	77	136	213	58	80	138	-	351	16	69	85	68	62	130	-	215	+136

Southeast Missouri Red Zone Statistics

		Drives In		Scoring		Total	Made	Missed				Avg.	GOAL-TO-GO			
Date	Opponent	Red Zone	Scores	%	TDs	Pts.	FGs	FGs	TO	Downs	Points	Drives	TDs	TD %	FGs	
09-03-22	at Iowa State	3	2	66.7	1	10	1	0	1	0	5.0	1	0	0.00	1	
09-10-22	at Southern Illinois	4	4	1.00	4	28	0	0	0	0	7.0	4	4	1.00	0	
09-17-22	Nicholls State	6	5	83.3	5	35	0	1	0	0	7.0	3	3	1.00	0	
09-24-22	Central Arkansas	5	2	40.0	2	14	0	1	0	1	7.0	1	0	0.00	0	
10-01-22	at Lindenwood	6	5	83.3	3	27	2	1	0	0	5.4	2	1	50.0	1	
10-08-22	Tennessee Tech	6	6	1.00	4	34	2	0	0	0	5.7	3	3	1.00	0	
10-22-22	at Northwestern State	7	6	85.7	4	34	2	0	0	0	5.7	3	2	66.7	1	
10-29-22	Eastern Kentucky	6	5	83.3	2	23	3	0	0	1	4.6	3	1	33.3	2	
11-05-22	at Tennessee State	4	4	1.00	4	28	0	0	0	0	7.0	2	2	1.00	0	
11-12-22	at Eastern Illinois	6	3	50.0	3	21	0	2	0	0	7.0	3	3	1.00	0	
11-19-22	Murray State															
	Totals	53	42	79.2	32	254	10	5	1	2	6.0	25	19	76.0	5	



Opponent Red Zone Statistics

Date	Opponent	Drives In		Scoring		Total	Made	Missed	TO	Downs	Avg.	GOAL-TO-GO			
		Red Zone	Scores	%	TDs	Pts.	FGs	FGs			Points	Drives	TDs	TD %	FGs
09-03-22	at Iowa State	4	4	1.00	4	28	0	0	0	0	7.0	3	3	1.00	0
09-10-22	at Southern Illinois	4	4	1.00	3	24	1	0	0	0	6.0	2	1	50.0	1
09-17-22	Nicholls State	3	3	1.00	2	16	1	0	0	0	5.3	0	0	0.0	0
09-24-22	Central Arkansas	4	3	75.0	1	13	2	1	0	0	4.3	1	1	1.00	0
10-01-22	at Lindenwood	5	3	60.0	3	21	0	0	2	0	7.0	0	0	0.0	0
10-08-22	Tennessee Tech	4	2	50.0	1	10	1	0	1	1	5.0	0	0	0.0	0
10-22-22	at Northwestern State	3	1	33.3	0	3	1	0	0	2	3.0	1	0	0.0	1
10-29-22	Eastern Kentucky	6	5	83.3	3	28	2	0	0	1	5.6	3	1	33.3	1
11-05-22	at Tennessee State	2	0	0.0	0	0	0	0	0	0	0.0	0	0	0.0	0
11-12-22	at Eastern Illinois	1	1	1.00	1	7	0	0	0	0	7.0	1	1	1.00	0
11-19-22	Murray State														
	Totals	36	26	72.2	18	150	8	1	3	4	5.7	11	7	63.6	3

Game-by-Game Comparison (Southeast Missouri/Opponent)

DATE	OPPONENT	FIRST DOWNS					RUSHING		PASSING		TOTAL OFFENSE		RETURN	
		Score	Total	Rush	Pass	Pen	No.-Yds		Comp-Att-Int	Yds	Plays-Yds		Yds	TOs
09-03-22	at Iowa State	10-42	15/26	7/10	8/12	0/4	22-98/36-176		19-38-1/25-31-1	222/293	60-320/67-469		52/38	1/1
09-10-22	at Southern Illinois	34-31	21/23	4/8	12/12	5/3	26-58/31-132		33-45-0/21-37-0	332/253	71-390/68-385		88/112	0/0
09-17-22	Nicholls State	42-16	23/23	8/7	13/13	2/3	32-164/28-50		23-35-1/29-41-1	304/249	67-468/69-299		89/103	1/1
09-24-22	Central Arkansas	35-27	27/14	13/1	11/13	3/0	46-205/24-16		17-31-1/20-31-0	252/364	77-457/55-380		192/162	2/1
10-01-22	at Lindenwood	49-28	30/34	14/13	15/19	1/2	37-372/35-188		19-33-0/28-44-1	312/346	70-684/79-534		50/67	0/2
10-08-22	Tennessee Tech	34-20	19/26	5/12	13/13	1/1	25-111/32-130		22-33-0/27-48-3	266/270	58-377/80-400		211/134	0/3
10-22-22	at Northwestern State	51-16	28/21	20/7	8/11	0/3	54-418/27-104		13-24-0/17-38-1	201/296	78-619/65-400		34/25	0/2
10-29-22	Eastern Kentucky	23-28	27/20	9/2	18/18	0/0	26-145/25-61		27-46-2/35-42-0	375/398	72-520/67-459		88/7	3/0
11-05-22	at Tennessee State	42-0	22/17	14/10	8/6	0/1	43-310/44-152		14-18-0/14-35-0	149/104	61-459/79-256		13/108	0/0
11-12-22	at Eastern Illinois	31-7	21/6	14/5	7/1	0/0	54-320/32-79		11-18-1/3-19-2	140/21	72-460/51-100		34/169	2/2
11-19-22	Murray State	-												

DATE	OPPONENT	3rd Down	4th Down	Time of	TOP	Avg Yds	Avg Yds	Avg Yds	Punting	Penalties
		Conv	Conv	Possession	Margin	Per Rush	Per Pass	Per Play	No.-Avg	No.-Yds
09-03-22	at Iowa State	5-15/8-12	1-2/1-1	27:25/32:35	-5:10	4.5/4.9	5.8/9.5	5.3/7.0	6-39.3/3-46.7	9-100/3-20
09-10-22	at Southern Illinois	5-15/9-16	2-2/2-2	28:52/31:14	-2:22	2.2/4.3	7.4/6.8	5.5/5.7	3-42.7/4-34.5	6-71/13-108
09-17-22	Nicholls State	8-13/4-13	1-1/2-2	30:25/29:35	0:50	5.1/1.8	8.7/6.1	7.0/4.3	3-40.0/7-36.1	4-53/6-45
09-24-22	Central Arkansas	8-15/5-13	1-2/0-1	36:40/23:20	13:20	4.5/0.7	8.1/11.7	5.9/6.9	3-37.7/5-39.8	3-30/5-70
10-01-22	at Lindenwood	3-9/6-12	1-2/1-1	27:33/32:27	-4:54	10.1/5.4	9.5/7.9	9.8/6.8	1-36.0/4-41.5	4-40/4-40
10-08-22	Tennessee Tech	2-10/1-13	1-2/4-6	26:38/33:22	-6:44	4.4/4.1	8.1/5.6	6.5/5.0	4-38.8/3-30.7	8-75/6-55
10-22-22	at Northwestern State	5-13/8-15	2-2/0-2	38:49/21:11	17:38	7.7/3.9	8.4/7.8	7.9/6.2	3-36.7/4-47.8	5-58/4-39
10-29-22	Eastern Kentucky	6-11/7-12	0-1/0-1	26:27/33:33	-7:06	5.6/2.4	8.2/9.5	7.2/6.9	1-47.0/2-34.5	3-22/3-35
11-05-22	at Tennessee State	3-7/4-17	0-0/2-5	29:38/30:22	-0:44	7.2/3.5	8.3/3.0	7.5/3.2	4-37.8/5/34.6	6-75/1-5
11-12-22	at Eastern Illinois	6-15/3-14	1-1/0-1	35:52/24:08	11:44	5.9/2.5	7.8/1.1	6.4/2.0	4-30.0/8-41.6	2-10/3-13
11-19-22	Murray State									



2022 SOUTHEAST MISSOURI FOOTBALL NOTES

SEMO SCORING DRIVES

Date	Opponent	Obtained	Scoring Play	PAT	Drive Plays-Yards	Time	Score SEMO-OPP	QTR	Time Left
09-03-22	Iowa State	Punt	Vick 11 yd pass from DeLaurent	Pippin kick	4-67	1:01	7-21	2	1:59
09-03-22	Iowa State	Interception	Pippin 23 yd field goal	-	4-2	0:58	10-21	2	0:28
09-10-22	Southern Illinois	Kickoff	King 6-yard pass from DeLaurent	Pippin kick	8-75	3:41	7-3	1	3:27
09-10-22	Southern Illinois	Punt	King 3-yard pass from DeLaurent	Pippin kick	15-86	6:50	14-10	2	3:01
09-10-22	Southern Illinois	Kickoff	Pippin 50-yard field goal	-	11-37	4:37	17-17	3	4:19
09-10-22	Southern Illinois	Punt	Pippin 45-yard field goal	-	7-33	2:28	20-17	4	14:55
09-10-22	Southern Illinois	Kickoff	Flournoy 4 yard pass from DeLaurent	Pippin kick	8-77	2:24	27-24	4	6:10
09-10-22	Southern Illinois	Kickoff	Vick 2 yd pass from DeLaurent	Pippin kick	12-76	2:34	34-31	4	0:11
09-17-22	Nicholls	Punt	Hess 4 yd pass from DeLaurent	Pippin kick	8-60	3:01	7-0	1	10:26
09-17-22	Nicholls	Punt	DeLaurent 9 yd run	Pippin kick	8-70	3:40	14-0	2	14:53
09-17-22	Nicholls	Kickoff	Flournoy 18 yd pass from DeLaurent	Pippin kick	4-75	1:33	21-7	2	1:56
09-17-22	Nicholls	Kickoff	Hess 8 yd run	Pippin kick	9-65	3:59	28-7	3	10:56
09-17-22	Nicholls	Punt	Todd 29 yd blocked punt return	Pippin kick	-	-	35-10	3	3:28
09-17-22	Nicholls	Kickoff	Hess 11 yd pass from DeLaurent	Pippin kick	9-75	4:03	42-16	4	13:13
09-24-22	Central Arkansas	Fumble	Norman 3 yd fumble recovery	Pippin kick	-	-	7-0	1	9:44
09-24-22	Central Arkansas	Kickoff	Flournoy 62 yd pass from DeLaurent	Pippin kick	1-77	0:17	14-14	2	8:10
09-24-22	Central Arkansas	Punt	King 14 yd pass from DeLaurent	Pippin kick	5-58	2:30	21-14	2	4:01
09-24-22	Central Arkansas	Kickoff	McDonald 97 yd kickoff return	Pippin kick	-	-	28-17	2	1:15
09-24-22	Central Arkansas	Downs	DeLaurent 11 yd run	Pippin kick	6-76	2:10	35-27	4	8:41
10-01-22	Lindenwood	Kickoff	Pippin 21 yd field goal	-	9-72	3:42	3-0	1	11:18
10-01-22	Lindenwood	Punt	Pippin 29 yd field goal	-	10-77	4:06	6-0	1	5:33
10-01-22	Lindenwood	Fumble	Hess 15 yd rush	Pippin kick	9-87	2:29	13-0	2	13:13
10-01-22	Lindenwood	Punt	King 21 yd pass from DeLaurent	Vick pass from DeLaurent	7-51	2:56	21-0	2	8:28
10-01-22	Lindenwood	Kickoff	Hess 14 yd run	Pippin kick	6-74	2:31	28-14	3	1:31
10-01-22	Lindenwood	Interception	Hess 84 yd run	Pippin kick	1-84	0:16	35-14	4	12:16
10-01-22	Lindenwood	Kickoff	Rucker 30 yd run	Pippin kick	9-75	1:56	42-21	4	5:39
10-01-22	Lindenwood	Punt	Hess 1 yd run	Pippin kick	3-46	1:02	49-28	4	1:28
10-08-22	Tennessee Tech	Kickoff	Pippin 28 yd field goal	-	8-68	2:50	3-0	1	12:10
10-08-22	Tennessee Tech	Kickoff	Hess 2 yd run	Pippin kick	5-58	2:19	10-3	2	11:14
10-08-22	Tennessee Tech	Kickoff	Pippin 35 yd field goal	-	7-62	3:30	13-6	2	7:38
10-08-22	Tennessee Tech	Kickoff	Flournoy 12 yd pass from DeLaurent	Pippin kick	5-52	1:33	20-13	2	1:03
10-08-22	Tennessee Tech	Interception	King 7 yd pass from DeLaurent	Pippin kick	2-26	0:11	27-13	2	0:10
10-08-22	Tennessee Tech	Punt	Flournoy 4 yd pass from DeLaurent	Pippin kick	5-35	2:35	34-13	3	4:40
10-22-22	Northwestern State	Interception	Pippin 54 yd field goal	-	4-3	0:45	3-0	1	13:35
10-22-22	Northwestern State	Kickoff	Pippin 20 yd field goal	-	10-61	3:29	6-3	1	7:31
10-22-22	Northwestern State	Fumble	Hess 29 yd run	Pippin kick	1-29	0:07	13-3	1	7:11
10-22-22	Northwestern State	Kickoff	Hess 4 yd run	Pippin kick	2-36	0:34	20-3	1	6:33
10-22-22	Northwestern State	Punt	Pippin 29 yd field goal	-	7-43	2:13	23-3	1	1:40
10-22-22	Northwestern State	Punt	Vick 3 yd pass from DeLaurent	Pippin kick	8-51	4:01	30-3	2	3:09
10-22-22	Northwestern State	Kickoff	King 12 yd pass from DeLaurent	Figueroa kick	4-24	1:25	37-3	2	1:41
10-22-22	Northwestern State	Kickoff	Flournoy 19 yd pass from DeLaurent	Harpenau kick	11-75	4:36	44-3	3	10:24
10-22-22	Northwestern State	Kickoff	Hess 54 yd run	Curnow kick	3-75	1:08	51-10	3	9:02
10-29-22	Eastern Kentucky	Kickoff	Pippin 28 yd field goal	-	8-65	2:18	3-0	1	12:42
10-29-22	Eastern Kentucky	Missed FG	Flournoy 4 yd pass from DeLaurent	Pippin kick	11-73	5:27	10-0	1	3:29
10-29-22	Eastern Kentucky	Punt	Pippin 28 yd field goal	-	5-45	0:59	13-0	2	0:11
10-29-22	Eastern Kentucky	Kickoff	Pippin 28 yd field goal	-	11-72	3:21	16-14	3	5:08
10-29-22	Eastern Kentucky	Kickoff	DeLaurent 13 yd run	Pippin kick	9-75	2:47	23-25	4	5:17
11-05-22	Tennessee State	Punt	Hess 44 yd run	Pippin kick	2-47	0:46	7-0	1	12:26
11-05-22	Tennessee State	Punt	Vick 9 yd pass from DeLaurent	Pippin kick	17-83	8:17	14-0	2	9:43
11-05-22	Tennessee State	Punt	Hess 6 yd run	Pippin kick	8-79	2:48	21-0	2	3:18
11-05-22	Tennessee State	Downs	Hess 3 yd run	Pippin kick	3-29	1:08	28-0	3	9:59
11-05-22	Tennessee State	Missed FG	Smith 56 yd run	Pippin kick	4-71	1:37	35-0	4	11:15
11-05-22	Tennessee State	Downs	Robbins 20 yd run	Pippin kick	8-63	4:57	42-0	4	3:16
11-12-22	Eastern Illinois	Kickoff	Heitert 7 yd run	Pippin kick	6-65	3:00	7-7	2	9:45
11-12-22	Eastern Illinois	Interception	Hess 31 yd run	Pippin kick	2-31	0:13	14-7	2	8:44
11-12-22	Eastern Illinois	Interception	Hess 10 yd run	Pippin kick	3-25	0:25	21-7	2	6:46
11-12-22	Eastern Illinois	Punt	Pippin 41 yd field goal	-	8-46	4:11	24-7	3	2:11
11-12-22	Eastern Illinois	Punt	Hess 1 yd run	Pippin kick	12-77	5:40	31-7	4	9:15

2022 SOUTHEAST MISSOURI FOOTBALL NOTES

OPPONENT SCORING DRIVES



Date	Opponent	Obtained	Scoring Play	PAT	Drive		Score		QTR	Time
					Plays-Yards	Time	SEMO-OPP			
09-03-22	Iowa State	Interception	Hutchinson 33 yd pass from Dekkers	Gilbert kick	8-85	4:12	0-7		1	2:29
09-03-22	Iowa State	Punt	Hutchinson 33 yd pass from Dekkers	Gilbert kick	6-75	1:03	0-14		2	14:53
09-03-22	Iowa State	Punt	Hutchinson 8 yd pass from Dekkers	Gilbert kick	11-90	4:06	0-21		2	7:54
09-03-22	Iowa State	Kickoff	Hanika 9 yd pass from Dekkers	Gilbert kick	9-80	4:57	10-28		3	9:58
09-03-22	Iowa State	Punt	Brock 1 yd run	Gilbert kick	10-84	4:27	10-35		4	13:29
09-03-22	Iowa State	Punt	Silas 1 yd run	Gilbert kick	11-77	6:29	10-42		4	6:06
09-10-22	Southern Illinois	Punt	Baumgarte 30 yd field goal	-	14-62	5:37	0-3		1	7:08
09-10-22	Southern Illinois	Kickoff	A. Cox 16 yd pass from Baker	Baumgarte kick	11-69	4:02	7-10		2	14:16
09-10-22	Southern Illinois	Punt	Elliott 42 yd run	Baumgarte kick	8-76	3:31	14-17		3	9:02
09-10-22	Southern Illinois	Kickoff	A. Cox 6-yard pass from Baker	Baumgarte kick	12-74	6:06	20-24		4	8:40
09-10-22	Southern Illinois	Kickoff	Strong 4 yd run	Baumgarte kick	7-65	3:20	27-31		4	2:50
09-17-22	Nicholls	Missed FG	Negrotto 5 yd pass from Granier	Lasseigne kick	15-80	6:26	14-7		2	3:29
09-17-22	Nicholls	Kickoff	Lasseigne 37 yd field goal	-	8-50	2:32	28-10		3	8:18
09-17-22	Nicholls	Kickoff	Davis 19 yd pass from Granier	Lasseigne kick blocked	4-64	1:08	16-35		3	2:16
09-24-22	Central Arkansas	Missed FG	Barnes 80 yd pass from James	Ray kick	1-80	0:15	7-7		2	14:35
09-24-22	Central Arkansas	Fumble	Williams 85 yd fumble recovery	Ray kick	-	-	7-14		2	8:33
09-24-22	Central Arkansas	Kickoff	Ray 28 yd field goal	-	6-65	2:32	21-17		2	1:29
09-24-22	Central Arkansas	Interception	Ray 38 yd field goal	-	4-5	1:19	28-28		3	9:17
09-24-22	Central Arkansas	Kickoff	Hale 1 yd run	Ray kick	6-76	2:10	35-27		4	8:41
10-01-22	Lindenwood	Kickoff	Rose 14 yd pass from Brister	Seibert kick	11-75	5:44	21-7		2	2:44
10-01-22	Lindenwood	Missed FG	Smith 19 yd pass from Brister	Seibert kick	10-80	4:20	21-14		3	4:10
10-01-22	Lindenwood	Kickoff	Brister 16 yd run	Seibert kick	7-75	1:56	35-21		4	10:14
10-01-22	Lindenwood	Kickoff	Bethany 30 yd pass from Brister	Seibert kick	4-75	1:04	42-28		4	4:35
10-08-22	Tennessee Tech	Kickoff	Olsen 43 yd field goal	-	9-43	4:40	3-3		1	7:24
10-08-22	Tennessee Tech	Downs	Olsen 33 yd field goal	-	7-23	2:18	10-6		2	11:14
10-08-22	Tennessee Tech	Kickoff	Dyal 7 yd pass from Oatsvall	Olsen kick	9-66	4:45	13-13		2	2:44
10-08-22	Tennessee Tech	Punt	Clark 30 yd pass from Oatsvall	Olsen kick	8-75	3:46	34-20		4	9:39
10-22-22	Northwestern State	Kickoff	Godina 24 yd field goal	-	11-68	2:31	3-3		1	11:04
10-22-22	Northwestern State	Kickoff	Adams 84 yd pass from Clement	Godina kick	1-84	0:14	44-10		3	10:10
10-22-22	Northwestern State	Kickoff	King 59 yd pass from Clement	2PT Pass Unsuccessful	1-59	0:08	51-16		3	8:49
10-29-22	Eastern Kentucky	Kickoff	Higgins 13 yd pass from McKinney	Nations kick	8-65	4:22	13-7		3	10:38
10-29-22	Eastern Kentucky	Fumble	McKinney 8 yd run	Nations kick	3-34	1:21	13-14		3	8:35
10-29-22	Eastern Kentucky	Kickoff	McKinney 3 yd run	Higgins pass from McKinney	11-75	5:08	16-22		3	0:00
10-29-22	Eastern Kentucky	Interception	Nations 26 yd field goal	-	10-45	5:03	16-25		4	8:04
10-29-22	Eastern Kentucky	Kickoff	Nations 21 yd field goal	-	9-71	3:54	23-28		4	1:23
11-12-22	Eastern Illinois	Fumble	Benefield 4 yd run	Galloway kick	3-12	0:31	0-7		2	12:45



2022 SOUTHEAST MISSOURI FOOTBALL NOTES

RUSHES OF 10 OR MORE YARDS

SEMO Rushes of 10 or More Yards

Date	Opponent	QTR	Rusher	Yards
09-03-22	Iowa State	1	Paxton DeLaurent	10
09-03-22	Iowa State	2	Paxton DeLaurent	20
09-03-22	Iowa State	2	Paxton DeLaurent	15
09-10-22	Southern Illinois	1	Geno Hess	11
09-17-22	Nicholls	1	Geno Hess	15
09-17-22	Nicholls	3	Geno Hess	10
09-17-22	Nicholls	4	Shamenski Rucker	28
09-24-22	Central Arkansas	1	Geno Hess	24
09-24-22	Central Arkansas	2	Paxton DeLaurent	12
09-24-22	Central Arkansas	3	Paxton DeLaurent	16
09-24-22	Central Arkansas	3	Geno Hess	10
09-24-22	Central Arkansas	4	Geno Hess	10
09-24-22	Central Arkansas	4	Shamenski Rucker	12
09-24-22	Central Arkansas	4	Paxton DeLaurent	11
09-24-22	Central Arkansas	4	Geno Hess	15
10-01-22	Lindenwood	1	Geno Hess	14
10-01-22	Lindenwood	1	Geno Hess	10
10-01-22	Lindenwood	2	Geno Hess	15
10-01-22	Lindenwood	2	Shamenski Rucker	10
10-01-22	Lindenwood	2	Geno Hess	13
10-01-22	Lindenwood	3	Geno Hess	24
10-01-22	Lindenwood	3	Geno Hess	14
10-01-22	Lindenwood	4	Geno Hess	84
10-01-22	Lindenwood	4	Shamenski Rucker	13
10-01-22	Lindenwood	4	Paxton DeLaurent	12
10-01-22	Lindenwood	4	Shamenski Rucker	30
10-01-22	Lindenwood	4	Geno Hess	40
10-08-22	Tennessee Tech	1	Geno Hess	20
10-08-22	Tennessee Tech	2	Paxton DeLaurent	24
10-08-22	Tennessee Tech	3	Geno Hess	14
10-08-22	Tennessee Tech	4	Geno Hess	20
10-22-22	Northwestern State	1	Geno Hess	29
10-22-22	Northwestern State	1	Shamenski Rucker	17
10-22-22	Northwestern State	2	Geno Hess	47
10-22-22	Northwestern State	2	Will Weidemann	22
10-22-22	Northwestern State	2	Paxton DeLaurent	13
10-22-22	Northwestern State	2	Paxton DeLaurent	12
10-22-22	Northwestern State	3	Geno Hess	11
10-22-22	Northwestern State	3	Geno Hess	11
10-22-22	Northwestern State	3	Paxton DeLaurent	37
10-22-22	Northwestern State	3	Geno Hess	23
10-22-22	Northwestern State	3	Geno Hess	10
10-22-22	Northwestern State	3	Paxton DeLaurent	17
10-22-22	Northwestern State	3	Geno Hess	54
10-22-22	Northwestern State	3	Darrell Smith	14
10-22-22	Northwestern State	4	Darrell Smith	11
10-22-22	Northwestern State	4	Shamenski Rucker	25
10-29-22	Eastern Kentucky	2	Geno Hess	15
10-29-22	Eastern Kentucky	2	Geno Hess	10
10-29-22	Eastern Kentucky	2	Shamenski Rucker	16
10-29-22	Eastern Kentucky	3	Paxton DeLaurent	20
10-29-22	Eastern Kentucky	3	Geno Hess	16
10-29-22	Eastern Kentucky	4	Paxton DeLaurent	11
10-29-22	Eastern Kentucky	4	Paxton DeLaurent	13
11-05-22	Tennessee State	1	Geno Hess	44
11-05-22	Tennessee State	1	Paxton DeLaurent	11
11-05-22	Tennessee State	3	Geno Hess	24
11-05-22	Tennessee State	4	Darrell Smith	10
11-05-22	Tennessee State	4	Darrell Smith	56
11-05-22	Tennessee State	4	Keveon Robbins	10
11-05-22	Tennessee State	4	Keveon Robbins	20
11-12-22	Eastern Illinois	1	Geno Hess	10
11-12-22	Eastern Illinois	1	Ryan Flournoy	31
11-12-22	Eastern Illinois	2	Geno Hess	31
11-12-22	Eastern Illinois	2	Patrick Heitert	15
11-12-22	Eastern Illinois	2	Geno Hess	10
11-12-22	Eastern Illinois	3	Geno Hess	12
11-12-22	Eastern Illinois	4	Geno Hess	11
11-12-22	Eastern Illinois	4	Geno Hess	10
11-12-22	Eastern Illinois	4	Geno Hess	10
11-12-22	Eastern Illinois	4	Keveon Robbins	28

Opponent Rushes of 10 or More Yards

Date	Opponent	QTR	Rusher	Yards
09-03-22	Iowa State	3	Jirehl Brock	16
09-03-22	Iowa State	3	Jirehl Brock	10
09-03-22	Iowa State	3	Cartevio Norton	11
09-03-22	Iowa State	3	Jirehl Brock	12
09-03-22	Iowa State	4	Jirehl Brock	23
09-10-22	Southern Illinois	1	Nic Baker	12
09-10-22	Southern Illinois	1	Justin Strong	16
09-10-22	Southern Illinois	3	Ro Elliott	42
09-10-22	Southern Illinois	4	Nic Baker	11
09-17-22	Nicholls	4	Neno Lemay	11
10-01-22	Lindenwood	1	Andrew Martin	18
10-01-22	Lindenwood	2	Cade Brister	11
10-01-22	Lindenwood	2	Cade Brister	24
10-01-22	Lindenwood	2	Cade Brister	13
10-01-22	Lindenwood	3	Cade Brister	16
10-01-22	Lindenwood	3	Cade Brister	18
10-01-22	Lindenwood	4	J. Williams	24
10-01-22	Lindenwood	4	Cade Brister	16
10-08-22	Tennessee Tech	2	Metrius Fleming	11
10-08-22	Tennessee Tech	3	Quinton Cross	12
10-08-22	Tennessee Tech	3	David Gist	13
10-08-22	Tennessee Tech	3	Justin Pegues	20
10-22-22	Northwestern State	1	Zachary Clement	21
10-22-22	Northwestern State	1	Scooter Adams	14
10-22-22	Northwestern State	1	Kolbe Burrell	11
10-22-22	Northwestern State	1	Zachary Clement	12
10-22-22	Northwestern State	2	Kenneth Lacy	10
11-05-22	Tennessee State	2	Devon Starling	18
11-05-22	Tennessee State	3	Jalen Rouse	15
11-05-22	Tennessee State	3	Draylen Ellis	30
11-05-22	Tennessee State	4	Jordan Gant	10
11-12-22	Eastern Illinois	2	Jaelin Benefield	11
11-12-22	Eastern Illinois	3	MJ Flowers	22

2022 SOUTHEAST MISSOURI FOOTBALL NOTES

COMPLETIONS OF 20 OR MORE YARDS



SEMO Completions of 20 or More Yards

Date	Opponent	QTR	Passer/Receiver	Yards
09-03-22	Iowa State	2	DeLaurent/Frazier	30
09-03-22	Iowa State	2	DeLaurent/Hess	29
09-10-22	Southern Illinois	1	DeLaurent/King	33
09-10-22	Southern Illinois	3	DeLaurent/Flournoy	33
09-10-22	Southern Illinois	4	DeLaurent/Flournoy	28
09-17-22	Nicholls	1	DeLaurent/Flournoy	29
09-17-22	Nicholls	1	DeLaurent/King	22
09-17-22	Nicholls	3	DeLaurent/McDonald	20
09-17-22	Nicholls	4	DeLaurent/McDonald	39
09-24-22	Central Arkansas	1	DeLaurent/Weidemann	23
09-24-22	Central Arkansas	1	DeLaurent/King	21
09-24-22	Central Arkansas	2	DeLaurent/Flournoy	62
09-24-22	Central Arkansas	2	DeLaurent/Weidemann	28
10-01-22	Lindenwood	1	DeLaurent/King	31
10-01-22	Lindenwood	1	DeLaurent/Frazier	35
10-01-22	Lindenwood	2	DeLaurent/Vick	31
10-01-22	Lindenwood	2	DeLaurent/King	21
10-01-22	Lindenwood	3	DeLaurent/Todd	35
10-01-22	Lindenwood	3	DeLaurent/King	22
10-08-22	Tennessee Tech	1	DeLaurent/Flournoy	38
10-08-22	Tennessee Tech	1	DeLaurent/King	27
10-08-22	Tennessee Tech	2	DeLaurent/Flournoy	38
10-22-22	Northwestern State	1	DeLaurent/Flournoy	13
10-22-22	Northwestern State	1	DeLaurent/King	21
10-22-22	Northwestern State	1	DeLaurent/King	11
10-22-22	Northwestern State	1	DeLaurent/Flournoy	32
10-22-22	Northwestern State	1	DeLaurent/King	21
10-22-22	Northwestern State	3	DeLaurent/Downing	38
10-29-22	Eastern Kentucky	1	DeLaurent/Flournoy	47
10-29-22	Eastern Kentucky	1	DeLaurent/Flournoy	24
10-29-22	Eastern Kentucky	2	DeLaurent/King	23
10-29-22	Eastern Kentucky	2	DeLaurent/Flournoy	37
10-29-22	Eastern Kentucky	4	DeLaurent/Flournoy	36
11-05-22	Tennessee State	2	DeLaurent/Flournoy	22
11-12-22	Eastern Illinois	2	Heitert/King	30
11-12-22	Eastern Illinois	4	Heitert/Weidemann	20

Opponent Completions of 20 or More Yards

Date	Opponent	QTR	Passer/Receiver	Yards
09-03-22	Iowa State	1	Dekkers/Noel	20
09-03-22	Iowa State	1	Dekkers/Hutchinson	33
09-03-22	Iowa State	1	Dekkers/Hutchinson	23
09-03-22	Iowa State	2	Dekkers/Hutchinson	33
09-03-22	Iowa State	2	Dekkers/Wilson	39
09-10-22	Southern Illinois	1	Baker/A. Cox	28
09-10-22	Southern Illinois	2	Baker/A. Cox	25
09-10-22	Southern Illinois	4	Baker/Tyce	31
09-17-22	Nicholls	2	Granier/Lemay	27
09-17-22	Nicholls	3	Granier/Davis	38
09-24-22	Central Arkansas	2	McElvain/Richmond	45
09-24-22	Central Arkansas	2	McElvain/Kitt-Denton	26
10-01-22	Lindenwood	1	Brister/Smith	20
10-01-22	Lindenwood	4	Brister/Smith	23
10-01-22	Lindenwood	4	Brister/Williams	29
10-01-22	Lindenwood	4	Brister/Martin	22
10-01-22	Lindenwood	4	Brister/Bethany	30
10-08-22	Tennessee Tech	2	Oatsvall/Gist	23
10-22-22	Northwestern State	1	Clement/Patterson	24
10-22-22	Northwestern State	3	Clement/Adams	84
10-22-22	Northwestern State	3	Clement/King	59
10-22-22	Northwestern State	3	Clement/Walters	21
10-22-22	Northwestern State	4	Clement/King	20
10-22-22	Northwestern State	4	Clement/Antonio	23
10-29-22	Eastern Kentucky	1	McKinney/Higgins	28
10-29-22	Eastern Kentucky	1	McKinney/McCoy	21
10-29-22	Eastern Kentucky	2	McKinney/Sewell	22
10-29-22	Eastern Kentucky	3	McKinney/Sloan	26
10-29-22	Eastern Kentucky	3	McKinney/Smith	23
10-29-22	Eastern Kentucky	4	McKinney/McFadden	25
10-29-22	Eastern Kentucky	4	McKinney/Sloan	48



2022 SOUTHEAST MISSOURI FOOTBALL NOTES

GAME-BY-GAME TACKLES

Player	@ISU 9/3	@SIU 9/10	NICH 9/17	UCA 9/24	@LU 10/1	TTU 10/8	@NSU 10/22	EKU 10/29	@TSU 11/5	@EIU 11/12	MUR 11/19
Harris Adams.....	2	-	1	1	2	2	3	1	-	2	
Keandre Booker.....	2	3	-	2	4	3	1	3	2	1	
Nasim Cairo.....	-	1	2	3	2	1	1	4	3	1	
Austin Carter.....	-	1	4	-	-	-	-	-	-	-	
Jordan Cole.....	2	3	4	1	-	-	-	2	5	1	
Slade Dollar.....	1	-	1	-	-	1	3	-	5	-	
Christian Fuhrman.....	2	5	8	3	1	5	4	8	8	5	
Michael Harris.....	1	-	-	-	-	-	-	-	1	-	
Trai Hodges.....	2	-	-	2	9	4	3	7	5	2	
LaWilliam Holmes.....	1	-	6	1	3	6	-	1	-	-	
Eric Ivory Jr.....	3	-	7	7	3	5	2	6	1	2	
Michael Jamerson.....	-	-	1	-	-	1	2	-	1	-	
Lawrence Johnson.....	12	4	4	10	6	12	5	5	6	6	
Danny Joiner.....	1	-	-	-	-	-	-	-	-	-	
Sam Keeper.....	1	2	3	1	2	2	-	4	1	3	
Ty Leonard.....	4	4	2	8	8	6	1	2	4	-	
Joedrick Lewis.....	4	6	4	1	-	5	3	4	4	-	
Steven Lewis.....	1	4	7	-	-	1	2	3	5	2	
Lunden Manuel.....	-	-	3	-	1	1	-	-	-	2	
Mike Matthews.....	1	-	-	-	-	-	-	-	-	-	
William McCall.....	9	6	3	2	6	5	3	3	6	-	
Dalyn McDonald.....	-	-	-	-	-	1	-	-	1	-	
Jacob Morrissey.....	-	-	-	1	2	2	4	3	4	1	
Tyler Nelome.....	-	1	1	-	5	2	1	5	3	-	
Bryce Norman.....	4	3	17	8	8	12	5	16	12	11	
Henry Pickens III.....	-	1	2	3	1	-	1	-	-	-	
DC Pippin.....	-	-	-	1	-	-	-	-	-	-	
Darrell Smith.....	-	-	-	-	1	2	-	-	-	-	
Dony'e Taylor.....	5	1	1	-	-	-	4	-	-	-	
Antonio Taylor.....	-	-	-	-	-	-	4	-	-	-	
Izeal Terrell.....	-	-	1	-	1	1	3	1	1	-	
Latrevion Thompson.....	-	-	-	1	5	1	-	-	1	-	
Keilyn Tyus.....	1	-	5	2	1	2	1	1	3	2	
Jenson Walker.....	-	1	-	-	1	-	-	-	-	-	
Mali Walton.....	8	1	2	-	4	5	-	-	-	-	
Caleb Webb.....	-	-	-	-	-	-	-	-	1	-	
Caleb Williams.....	-	-	-	-	-	-	3	-	2	2	
JaQori Williams.....	2	1	-	1	1	1	-	-	3	1	

Sacks	No.	Yds
Keandre Booker	4.0	23
Lawrence Johnson	4.0	31
Christian Fuhrman	3.0	14
Bryce Norman	2.5	17
Nasim Cairo	2.5	5
LaWilliam Holmes	1.5	4
Sam Keeper	1.0	9
Harris Adams	1.0	9
Slade Dollar	1.0	2
Keilyn Tyus	1.0	6
Henry Pickens III	1.0	4
Jordan Cole	1.0	1
Izeal Terrell	0.5	3
Tyler Nelome	0.5	2
Jacob Morrissey	0.5	2
Steven Lewis	0.5	1
Latrevion Thompson	0.5	1
Totals	26.0	134

Tackles for Loss	No.	Yds
Lawrence Johnson	7.5	44
Keandre Booker	6.5	29
Christian Fuhrman	6.5	23
Nasim Cairo	5.0	12
Jordan Cole	3.5	7
Bryce Norman	3.0	21
Sam Keeper	3.0	12
LaWilliam Holmes	3.0	6
Slade Dollar	2.5	9
Steven Lewis	2.5	7

William McCall	2.5	5
Trai Hodges	2.0	2
Harris Adams	1.5	10
Keilyn Tyus	1.5	6
Tyler Nelome	1.5	4
Ty Leonard	1.5	3
Henry Pickens III	1.0	4
Mali Walton	1.0	2
Izeal Terrell	0.5	3
Jacob Morrissey	0.5	2
Eric Ivory Jr.	0.5	1
Latrevion Thompson	0.5	1
Dony'e Taylor	0.5	0
Austin Carter	0.5	0
Caleb Williams	0.5	0
Totals	59.0	213

Forced Fumbles

Henry Pickens III	1
Nasim Cairo	1

Fumble Recoveries

<u>Player</u>	<u>Yds</u>	<u>Yds</u>
Bryce Norman	1	3
LaWilliam Holmes	1	0
Keandre Booker	1	0

Pass Breakups

Lawrence Johnson	8
Trai Hodges	5
Bryce Norman	4
Eric Ivory Jr.	4
Ty Leonard	3
Keilyn Tyus	3
Steven Lewis	3
Tyler Nelome	3
Joedrick Lewis	2
William McCall	2
Christian Fuhrman	2
Dony'e Taylor	1
JaQori Williams	1
Harris Adams	1
Totals	42

Interceptions

<u>Player</u>	<u>No.</u>	<u>Yds</u>
Trai Hodges	1	49
Joedrick Lewis	1	27
Lawrence Johnson	1	14
Bryce Norman	1	11
Eric Ivory Jr.	1	11
Tyler Nelome	1	0
William McCall	1	0
Keandre Booker	1	2
Mali Walton	1	0
Totals	9	114

Blocked Kicks

Christian Fuhrman (punt, vs. Nicholls, 9/17/22)
Steven Lewis (PAT, vs. Nicholls, 9/17/22)

2022 SOUTHEAST MISSOURI FOOTBALL NOTES

STARTERS/PARTICIPATION



Offensive Starters

Date	Opponent	WR	WR	TE	LT	LG	C	RG	RT	QB	RB	WR
09-03-22	at Iowa State	King	Vick	Weidemann	Cook	Rodgers	Gieg	Sixkiller	Korte	DeLaurent	Hess	Flournoy
09-10-22	at Southern Illinois	King	Vick	Weidemann	Cook	Rodgers	Gieg	Sixkiller	Korte	DeLaurent	Hess	Flournoy
09-17-22	Nicholls State	King	Frazier	Weidemann	Cook	Rodgers	Gieg	Sixkiller	Korte	DeLaurent	Hess	Flournoy
09-24-22	Central Arkansas	King	Vick	Weidemann	Cook	Rodgers	Gieg	Sixkiller	Korte	DeLaurent	Hess	Flournoy
10-01-22	at Lindenwood	King	Vick	Weidemann	Cook	Truschel	Gieg	Sixkiller	Rodgers	DeLaurent	Hess	Frazier
10-08-22	Tennessee Tech	King	Vick	Weidemann	Cook	Rodgers	Gieg	Sixkiller	Korte	DeLaurent	Hess	Flournoy
10-22-22	at Northwestern State	King	Vick	Weidemann	Cook	Rodgers	Gieg	Sixkiller	Korte	DeLaurent	Hess	Flournoy
10-29-22	Eastern Kentucky	King	Vick	Weidemann	Cook	Truschel	Gieg	Sixkiller	Korte	DeLaurent	Hess	Flournoy
11-05-22	at Tennessee State	King	Vick	Weidemann	Wilder	Cook	Gieg	Rodgers	Korte	DeLaurent	Hess	Flournoy
11-12-22	at Eastern Illinois	King	Vick	Weidemann	Cook	Rodgers	Gieg	Sixkiller	Korte	Ogbonna	Hess	Flournoy
11-19-22	Murray State											

Defensive Starters

Date	Opponent	S/DT	DT	DT	OLB/S	LB (Will)	ILB (Mike)	OLB	CB	SS	FS	CB
09-03-22	at Iowa State	McCall, S	S. Lewis	Holmes	Cole	Walton	Norman	Booker	Leonard	Johnson	Hodges	D. Taylor
09-10-22	at Southern Illinois	Keeper, DT	S. Lewis	Holmes	Cole	Walton	Fuhrman	Booker	Leonard	Johnson	J. Lewis	D. Taylor
09-17-22	Nicholls State	Manuel, DT	S. Lewis	Holmes	Cole	Walton	Norman	Booker	Leonard	Johnson	Hodges	Nelome
09-24-22	Central Arkansas	Manuel, DT	S. Lewis	Holmes	Cole	Walton	Norman	Booker	Leonard	Johnson	Hodges	McCall
10-01-22	at Lindenwood	McCall, S	S. Lewis	Holmes	Tyus	Fuhrman	Norman	Booker	Leonard	Johnson	Hodges	Pickens III
10-08-22	Tennessee Tech	Manuel, DT	S. Lewis	Holmes	Ivory Jr.	Fuhrman	Norman	Booker	Leonard	Johnson	Hodges	Nelome
10-22-22	at Northwestern State	Manuel, DT	S. Lewis	Holmes	Cole	Walton	Norman	Booker	Leonard	Johnson	Hodges	Nelome
10-29-22	Eastern Kentucky	Manuel, DT	S. Lewis	Holmes	Cole	Fuhrman	Norman	Booker	Leonard	Johnson	McCall	Nelome
11-05-22	at Tennessee State	Manuel, DT	S. Lewis	Holmes	Cole	Fuhrman	Norman	Booker	J. Lewis	Johnson	Hodges	Nelome
11-12-22	at Eastern Illinois	Manuel, DT	S. Lewis	Holmes	Cole	Fuhrman	Norman	Booker	Leonard	Johnson	Hodges	Nelome
11-19-22	Murray State											

Game-by-Game Specialists

Date	Opponent	K	P
09-03-22	at Iowa State	Krause	Haynes
09-10-22	at Southern Illinois	Krause	Haynes
09-17-22	Nicholls State	Krause	Haynes
09-24-22	Central Arkansas	Pippin	Haynes
10-01-22	at Lindenwood	Krause	Haynes
10-08-22	Tennessee Tech	Pippin	Haynes
10-22-22	at Northwestern State	Pippin	Haynes
10-29-22	Eastern Kentucky	Pippin	Haynes
11-05-22	at Tennessee State	Pippin	Haynes
11-12-22	at Eastern Illinois	Bruns	Haynes
11-19-22	Murray State		

2022 Participation Chart

94 Adams, Harris	10/0	28 Ivory Jr., Eric	10/1	33 Smith, Darrell	9/0
18 Booker, Keandre	10/10	98 Jamerson, Michael	8/0	80 Stevenson, Kortez	2/0
66 Brumfield, McKel	1/0	35 Jarrett, Jordan	1/0	29 Taylor, Antonio	9/0
3 Bruns, Logan	1/0	7 Johnson, Lawrence	10/10	10 Taylor, Dony'e	6/2
55 Cairo, Nasim	10/0	81 Joiner, Danny	9/0	45 Terrell, Izeal	10/0
16 Carter, Austin	3/0	95 Keeper, Sam	9/1	87 Thompson, Braden	3/0
73 Christopher, Will	6/0	4 King, Johnny	10/10	48 Thompson, Latrevion	4/0
83 Clinkenbeard, Jack	10/0	68 Korte, Nate	9/9	15 Todd, Garrett	8/0
12 Cole, Jordan	8/8	19 Krause, Adam	10/0	75 Truschel, Clive	8/2
76 Cook, Terry	10/10	60 Laux, AJ	7/0	77 Turner, Rashad	2/0
30 Cunningham, Judd	7/0	5 Leonard, Ty	10/9	26 Tyus, Keilyn	10/1
10 DeLaurent, Paxton	9/9	2 Lewis, Joedrick	9/2	16 Vick, Damoriea	9/9
25 Dollar, Slade	10/0	99 Lewis, Steven	10/10	41 Walker, Jensen	10/0
17 Downing, Kyron	1/0	50 Manuel, Lunden	10/7	13 Walton, Mali	8/6
39 Figueroa, Jorge	1/0	84 Martin, Zach	1/0	62 Ja'Kobe Watkins	4/0
1 Flournoy, Ryan	10/9	11 Matthews, Mike	2/0	97 Webb, Caleb	2/0
8 Frazier, Pervis	8/3	6 McCall, William	10/6	88 Weidemann, Will	10/10
64 Frye, Chris	1/0	14 McDonald, Dalyn	10/0	74 Wilder, Phillip	3/1
4 Fuhrman, Christian	10/6	89 Mitchell, Justin	1/0	24 Ja'Qori Williams	8/0
56 Gieg, Zack	10/10	44 Morrissey, Jacob	7/0	31 Devin Wills	1/0
90 Harris, Michael	2/0	22 Nelome, Tyler	8/6		
47 Haynes, Zach	10/0	32 Norman, Bryce	10/9		
11 Patrick Heitert	1/0	5 Ogbonna, CJ	6/1		
85 Henderson, Octavius	1/0	23 Pickens III, Henry	9/1		
6 Hess, Geno	10/10	49 Pippin, DC	10/0		
8 Hodges, Trai	9/6	9 Robbins, Keveon	10/0		
91 Holmes, LaWilliam	10/9	70 Rodgers, Shyron	9/8		
		21 Rucker, Shamenski	10/0		
		69 Sixkiller, Kobe	9/9		



2022 SOUTHEAST MISSOURI FOOTBALL NOTES

INDIVIDUAL GAME-BY-GAME STATISTICS

Game-by-Game Rushing/Passing/Receiving (Games with Statistics Listed Only)

Q'Nairies Anderson

2020	Opponent	RUSHING				RECEIVING			
		No.	Yds	TD	Lg	No.	Yds	TD	Lg
04-11-21	at Tennessee State	4	12	0	12	0	0	0	0
	<i>Total</i>	4	12	0	12	0	0	0	0
2021	Opponent	RUSHING				RECEIVING			
		No.	Yds	TD	Lg	No.	Yds	TD	Lg
09-18-21	at Missouri	1	75	1	75	0	0	0	0
09-25-21	Tennessee State	3	21	0	15	1	2	0	2
	<i>Total</i>	4	96	1	75	1	2	0	2

Jacob Buie

		PASSING							
2019	Opponent	Cmp	Att	Int	Yds	TD	LG		
09-14-19	at Missouri	2	4	0	-4	0	0		
	Total	2	4	0	-4	0	0		
		RUSHING			RECEIVING				
2020	Opponent	No.	Yds	TD	Lg	No.	Yds	TD	Lg
02-28-21	at Eastern Illinois	1	-1	0	0	0	0	0	0
04-11-21	at Tennessee State	1	9	0	9	0	0	0	0
	Total	2	8	0	9	0	0	0	0
		PASSING							
2020	Opponent	Cmp	Att	Int	Yds	TD	LG		
02-28-21	at Eastern Illinois	2	6	0	25	0	19		
	Total	2	6	0	25	0	19		
		PASSING							
2021	Opponent	Cmp	Att	Int	Yds	TD	LG		
11-20-21	UT Martin	0	1	0	0	0	0		
	Total	0	1	0	0	0	0		

Jack Clindenbeard

2022	Opponent	RUSHING				RECEIVING			
		No.	Yds	TD	Lg	No.	Yds	TD	Long
09-17-22	Nicholls	0	0	0	0	1	18	0	18
	<i>Total</i>	0	0	0	0	0	0	0	0

Paxton DeLaurent

		RUSHING				RECEIVING			
2022	Opponent	No.	Yds	TD	Lg	No.	Yds	TD	Lg
09-03-22	at Iowa State	12	74	0	20	1	1	0	1
09-10-22	at Southern Illinois	7	6	0	3	0	0	0	0
09-17-22	Nicholls	4	27	1	9	0	0	0	0
09-24-22	Central Arkansas	15	72	1	16	0	0	0	0
10-01-22	at Lindenwood	4	22	0	12	0	0	0	0
10-08-22	Tennessee Tech	6	41	0	24	0	0	0	0
10-22-22	at Northwestern St.	9	58	0	17	0	0	0	0
10-29-22	Eastern Kentucky	5	45	1	20	0	0	0	0
11-05-22	at Tennessee State	4	3	0	12	0	0	0	0
	Total	66	348	3	24	1	1	0	1
PASSING									
2022	Opponent	Cmp	Att	Int	Yds	TD	LG		
09-03-22	at Iowa State	19	38	1	222	1	41		
09-10-22	at Southern Illinois	33	44	0	332	4	42		
09-17-22	Nicholls	22	32	1	309	3	42		
09-24-22	Central Arkansas	17	31	1	252	2	62		
10-01-22	at Lindenwood	19	33	0	312	1	35		
10-08-22	Tennessee Tech	22	33	0	266	3	38		
10-22-22	at Northwestern St.	13	24	0	201	3	38		

10-29-22	Eastern Kentucky	27	46	2	375	1	47
11-05-22	at Tennessee State	13	14	0	138	1	22
	<i>Total</i>	185	295	5	2,407	19	62

Kyron Downing

2022	Opponent	RUSHING				RECEIVING			
		No.	Yds	TD	Lg	No.	Yds	TD	Lg
10-22-22	at Northwestern St.	0	0	0	0	1	38	0	38
	<i>Total</i>	0	0	0	0	1	38	0	38

Ryan Flournoy

2022	Opponent	RUSHING				RECEIVING			
		No.	Yds	TD	Lg	No.	Yds	TD	Lg
09-03-22	at Iowa State	0	0	0	0	3	56	0	41
09-10-22	at Southern Illinois	0	0	0	0	10	145	1	42
09-17-22	Nicholls	0	0	0	0	4	52	1	29
09-24-22	Central Arkansas	0	0	0	0	2	68	1	62
10-08-22	Tennessee Tech	0	0	0	0	5	101	2	38
10-22-22	at Northwestern St.	0	0	0	0	5	83	1	32
10-29-22	Eastern Kentucky	0	0	0	0	15	256	1	47
11-05-22	at Tennessee State	0	0	0	0	2	33	0	22
11-12-22	at Eastern Illinois	0	0	0	0	1	11	0	11
	<i>Total</i>	0	0	0	0	47	805	7	62

Pervis Frazier

2022	Opponent	RUSHING				RECEIVING			
		No.	Yds	TD	Lg	No.	Yds	TD	Lg
09-03-22	at Iowa State	0	0	0	0	2	36	0	30
09-10-22	at Southern Illinois	0	0	0	0	1	11	0	11
09-17-22	Nicholls	0	0	0	0	3	64	0	42
09-24-22	Central Arkansas	0	0	0	0	2	13	0	7
10-01-22	at Lindenwood	0	0	0	0	1	35	0	35
10-29-22	Eastern Kentucky	0	0	0	0	2	5	0	7
	<i>Total</i>	0	0	0	0	11	164	0	42

Patrick Heitert

		RUSHING				RECEIVING			
2022	Opponent	No.	Yds	TD	Lg	No.	Yds	TD	Lg
11-12-22	at Eastern Illinois	7	31	1	15	0	0	0	0
	Total	7	31	1	15	0	0	0	0
PASSING									
2022	Opponent	Cmp	Att	Int	Yds	TD	LG		
09-03-22	at Eastern Illinois	11	17	1	140	0	30		
	Total	11	17	1	140	0	30		

Geno Hess

2018	Opponent	RUSHING				RECEIVING			
		No.	Yds	TD	Lg	No.	Yds	TD	Lg
10-06-18	at Tennessee Tech	0	0	0	0	11	64	0	17
	<i>Total</i>	0	0	0	0	11	64	0	17
2019	Opponent	RUSHING				RECEIVING			
		No.	Yds	TD	Lg	No.	Yds	TD	Lg
08-29-19	Southern Illinois	13	77	1	39	0	0	0	0
09-07-19	at Montana State	13	90	0	22	0	0	0	0
09-14-19	at Missouri	6	17	0	11	1	-2	0	0
09-21-19	West Virginia State	10	96	2	24	0	0	0	0
10-05-19	Tennessee Tech	7	36	1	10	0	0	0	0
10-12-19	at Austin Peay	7	20	0	11	0	0	0	0
10-19-19	at Jacksonville State	14	33	0	8	0	0	0	0
10-26-19	UT Martin	3	5	0	10	0	0	0	0
11-02-19	at Tennessee State	14	156	2	73	0	0	0	0
11-09-19	Eastern Kentucky	10	40	0	14	0	0	0	0

2022 SOUTHEAST MISSOURI FOOTBALL NOTES

INDIVIDUAL GAME-BY-GAME STATISTICS



11-16-19	at Eastern Illinois	5	5	0	5	0	0	0	0
Total		102	575	6	73	1	-2	0	0
RUSHING					RECEIVING				
2020	Opponent	No.	Yds	TD	Lg	No.	Yds	TD	Lg
10-30-20	at Southern Illinois	16	128	1	64	0	0	0	0
02-28-21	at Eastern Illinois	11	41	2	9	1	-3	0	0
03-07-21	Murray State	13	70	0	14	0	0	0	0
03-14-21	Austin Peay	37	124	4	20	1	3	0	3
03-21-21	at Jacksonville State	13	38	0	13	0	0	0	0
03-28-21	Tennessee Tech	18	89	1	21	0	0	0	0
04-03-21	at UT Martin	18	89	1	31	0	0	0	0
04-11-21	at Tennessee State	11	87	3	19	0	0	0	0
Total		137	666	12	64	2	0	0	3
RUSHING					RECEIVING				
2021	Opponent	No.	Yds	TD	Lg	No.	Yds	TD	Lg
09-02-21	Southern Illinois	18	104	0	35	1	6	0	6
09-11-21	at Sam Houston	15	42	1	15	0	0	0	0
09-18-21	at Missouri	13	50	1	13	2	31	0	26
09-25-21	Tennessee State	25	205	3	63	1	27	0	27
10-02-21	at Tennessee Tech	16	69	1	33	0	0	0	0
10-09-21	at Austin Peay	28	116	3	14	0	0	0	0
10-16-21	Murray State	22	176	2	60	0	0	0	0
10-23-21	at UT Martin	18	137	1	66	0	0	0	0
10-30-21	Eastern Illinois	28	107	1	17	0	0	0	0
11-13-21	at Murray State	20	111	1	56	1	5	0	5
Total		203	1117	14	66	5	69	0	27
RUSHING					RECEIVING				
2022	Opponent	No.	Yds	TD	Lg	No.	Yds	TD	Lg
09-03-22	at Iowa State	6	8	0	5	1	29	0	29
09-10-22	at Southern Illinois	19	65	0	11	0	0	0	0
09-17-22	Nicholls	14	70	1	15	2	15	2	11
09-24-22	Central Arkansas	20	123	0	24	2	24	0	17
10-01-22	at Lindenwood	24	276	4	84	1	14	0	14
10-08-22	Tennessee Tech	13	88	1	20	0	0	0	0
10-22-22	at Northwestern St.	17	207	3	54	0	0	0	0
10-29-22	Eastern Kentucky	19	81	0	16	1	13	0	13
11-05-22	at Tennessee State	18	136	3	44	1	9	0	9
11-12-22	at Eastern Illinois	30	198	3	36	0	0	0	0
Total		180	1,252	15	84	8	104	2	29

Danny Joiner

RUSHING					RECEIVING				
2022	Opponent	No.	Yds	TD	Long	No.	Yds	TD	Long
09-03-22	at Iowa State	0	0	0	0	0	0	0	0
09-10-22	at Southern Illinois	0	0	0	0	0	0	0	0
09-17-22	Nicholls	0	0	0	0	2	15	0	8
09-24-22	Central Arkansas	0	0	0	0	1	6	0	6
10-01-22	at Lindenwood	0	0	0	0	1	5	0	5
10-08-22	Tennessee Tech	0	0	0	0	1	11	0	11
Total		0	0	0	0	5	37	0	11

Johnny King

RUSHING					RECEIVING				
2020	Opponent	No.	Yds	TD	Lg	No.	Yds	TD	Lg
10-30-20	at Southern Illinois	0	0	0	0	2	34	1	21
02-28-21	at Eastern Illinois	0	0	0	0	7	115	1	39
03-07-21	Murray State	0	0	0	0	4	32	0	13
03-14-21	Austin Peay	0	0	0	0	4	57	0	28
03-21-21	at Jacksonville State	0	0	0	0	3	29	0	12
03-28-21	Tennessee Tech	0	0	0	0	2	8	0	5
04-03-21	at UT Martin	0	0	0	0	6	46	0	15
04-11-21	at Tennessee State	0	0	0	0	3	71	0	44
Total		0	0	0	0	31	392	2	44

RUSHING					RECEIVING				
2021	Opponent	No.	Yds	TD	Lg	No.	Yds	TD	Lg
09-02-21	Southern Illinois	0	0	0	0	1	2	0	2
09-11-21	at Sam Houston	0	0	0	0	1	24	0	24
09-18-21	at Missouri	0	0	0	0	1	4	0	4
09-25-21	Tennessee State	0	0	0	0	2	51	0	37
10-02-21	at Tennessee Tech	0	0	0	0	5	54	1	18
10-09-21	at Austin Peay	0	0	0	0	4	34	1	10
10-23-21	at UT Martin	0	0	0	0	3	96	2	36
10-30-21	Eastern Illinois	0	0	0	0	1	33	1	33
11-13-21	at Murray State	0	0	0	0	2	72	0	55
11-20-21	UT Martin	0	0	0	0	4	79	0	39
Total		0	0	0	0	24	449	5	55
RUSHING					RECEIVING				
2022	Opponent	No.	Yds	TD	Lg	No.	Yds	TD	Lg
09-03-22	at Iowa State	0	0	0	0	6	46	0	12
09-10-22	at Southern Illinois	0	0	0	0	14	125	2	33
09-17-22	Nicholls	0	0	0	0	5	82	0	22
09-24-22	Central Arkansas	0	0	0	0	5	68	1	21
10-01-22	at Lindenwood	0	0	0	0	8	126	1	31
10-08-22	Tennessee Tech	0	0	0	0	5	51	1	27
10-22-22	at Northwestern St.	1	6	0	6	5	68	1	21
10-29-22	Eastern Kentucky	0	0	0	0	7	87	0	23
11-05-22	at Tennessee State	0	0	0	0	3	27	0	16
11-12-22	at Eastern Illinois	0	0	0	0	4	55	0	30
Total		1	6	0	6	62	735	6	33

Dalyn McDonald

Rushing					Receiving				
2022	Opponent	No.	Yds	TD	Lg	No.	Yds	TD	Long
09-17-22	Nicholls	0	0	0	0	2	59	0	39
09-24-22	Central Arkansas	0	0	0	0	1	6	0	6
10-1-22	at Lindenwood	0	0	0	0	1	5	0	5
Total		0	0	0	0	4	70	0	39

CJ Ogbonna

RUSHING					RECEIVING				
2021	Opponent	No.	Yds	TD	Lg	No.	Yds	TD	Lg
09-02-21	Southern Illinois	8	10	0	8	0	0	0	0
09-11-21	at Sam Houston	7	9	0	14	0	0	0	0
09-18-21	at Missouri	12	96	0	24	0	0	0	0
09-25-21	Tennessee State	16	48	0	9	0	0	0	0
10-02-21	at Tennessee Tech	4	11	0	5	0	0	0	0
10-09-21	at Austin Peay	4	6	0	2	0	0	0	0
10-16-21	Murray State	10	36	1	11	0	0	0	0
10-23-21	at UT Martin	7	50	0	15	0	0	0	0
10-30-21	Eastern Illinois	10	34	1	24	0	0	0	0
11-13-21	at Murray State	8	-17	0	5	0	0	0	0
11-20-21	UT Martin	8	74	1	39	0	0	0	0
Total		94	347	3	39	0	0	0	0

PASSING

2021	Opponent	Cmp	Att	Int	Yds	TD	LG
09-02-21	Southern Illinois	9	19	0	47	1	15
09-11-21	at Sam Houston	13	27	1	168	1	43
09-18-21	at Missouri	7	14	1	53	0	16
09-25-21	Tennessee State	14	23	1	227	1	39
10-02-21	at Tennessee Tech	5	14	1	26	0	8
10-09-21	at Austin Peay	3	9	1	25	1	10
10-16-21	Murray State	9	20	0	145	1	28
10-23-21	at UT Martin	13	24	0	194	2	36
10-30-21	Eastern Illinois	9	16	0	197	2	40
11-13-21	at Murray State	15	29	1	234	0	55



2022 SOUTHEAST MISSOURI FOOTBALL NOTES

INDIVIDUAL GAME-BY-GAME STATISTICS

11-20-21	UT Martin	14	25	2	205	3	39
	<i>Total</i>	<i>111</i>	<i>220</i>	<i>8</i>	<i>1521</i>	<i>12</i>	<i>55</i>

		RUSHING				RECEIVING			
2022	Opponent	No.	Yds	TD	Lg	No.	Yds	TD	Lg
09-17-22	Nicholls	4	16	0	8	0	0	0	0
10-22-22	at Northwestern St.	4	20	0	8	0	0	0	0
11-05-22	at Tennessee State	3	11	0	7	0	0	0	0
11-12-22	at Eastern Illinois	5	5	0	5	0	0	0	0
	Total	16	52	0	8	0	0	0	0

PASSING							
<u>2022</u>	<u>Opponent</u>	<u>Cmp</u>	<u>Att</u>	<u>Int</u>	<u>Yds</u>	<u>TD</u>	<u>LG</u>
09-10-22	at Southern Illinois	0	1	0	0	0	0
09-17-22	Nicholls	1	3	0	-5	0	0
11-05-22	at Tennessee State	1	4	0	11	0	11
11-12-22	at Eastern Illinois	0	1	0	0	0	0
	<i>Total</i>	<i>2</i>	<i>9</i>	<i>0</i>	<i>6</i>	<i>0</i>	<i>11</i>

Christian Perez

		RUSHING				RECEIVING			
2021	Opponent	No.	Yds	TD	Lg	No.	Yds	TD	Lg
09-02-21	Southern Illinois	2	1	0	6	0	0	0	0
	Total	2	1	0	6	0	0	0	0

PASSING							
<u>2021</u>	<u>Opponent</u>	<u>Cmp</u>	<u>Att</u>	<u>Int</u>	<u>Yds</u>	<u>TD</u>	<u>LG</u>
09-02-21	Southern Illinois	4	6	0	54	1	15
09-11-21	at Sam Houston	0	1	0	0	0	0
	<i>Total</i>	<i>4</i>	<i>7</i>	<i>0</i>	<i>54</i>	<i>1</i>	<i>15</i>

Keveon Robbins

		RUSHING				RECEIVING			
<u>2022</u>	<u>Opponent</u>	<u>No.</u>	<u>Yds</u>	<u>TD</u>	<u>Lg</u>	<u>No.</u>	<u>Yds</u>	<u>TD</u>	<u>Lg</u>
10-22-22	at Northwestern St.	2	14	0	14	0	0	0	0
11-05-22	at Tennessee State	6	51	1	20	0	0	0	0
11-12-22	at Eastern Illinois	6	42	0	28	0	0	0	0
	<i>Total</i>	<i>14</i>	<i>107</i>	<i>1</i>	<i>20</i>	<i>0</i>	<i>0</i>	<i>0</i>	<i>0</i>

Shamenski Rucker

		RUSHING				RECEIVING			
2020	Opponent	No.	Yds	TD	Lg	No.	Yds	TD	Lg
02-28-21	at Eastern Illinois	5	25	0	13	0	0	0	0
03-14-21	Austin Peay	1	-1	0	0	0	0	0	0
03-21-21	at Jacksonville State	3	-1	0	13	0	0	0	0
03-28-21	Tennessee Tech	5	8	0	9	2	21	0	16
04-03-21	at UT Martin	3	9	0	9	1	8	0	8
04-11-21	at Tennessee State	5	47	0	15	1	7	0	7
	Total	22	87	0	15	4	36	0	16

		RUSHING				RECEIVING			
2021	Opponent	No.	Yds	TD	Lg	No.	Yds	TD	Lg
09-02-21	Southern Illinois	1	2	0	2	0	0	0	0
09-11-21	at Sam Houston	3	24	0	19	0	0	0	0
09-18-21	at Missouri	7	48	2	18	0	0	0	0
09-25-21	Tennessee State	11	73	1	43	1	2	0	2
10-02-21	at Tennessee Tech	4	9	0	16	0	0	0	0
10-09-21	at Austin Peay	9	29	0	7	0	0	0	0
10-16-21	Murray State	5	11	0	6	0	0	0	0
10-23-21	at UT Martin	3	16	0	11	0	0	0	0
10-30-21	Eastern Illinois	6	26	0	8	0	0	0	0
11-20-21	UT Martin	28	110	0	19	0	0	0	0
	Total	77	348	3	43	1	2	0	2

		RUSHING				RECEIVING			
<u>2022</u>	<u>Opponent</u>	<u>No.</u>	<u>Yds</u>	<u>TD</u>	<u>Lg</u>	<u>No.</u>	<u>Yds</u>	<u>TD</u>	<u>Lg</u>
09-03-22	at Iowa State	3	9	0	9	0	0	0	0
09-10-22	at Southern Illinois	0	0	0	0	1	4	0	4
09-17-22	Nicholls	7	50	0	28	1	1	0	1
10-01-22	at Lindenwood	9	77	1	30	0	0	0	0
10-08-22	Tennessee Tech	6	10	0	6	0	0	0	0
10-22-22	at Northwestern St.	10	58	0	25	0	0	0	0
10-29-22	Eastern Kentucky	2	19	0	16	0	0	0	0
11-05-22	at Tennessee State	8	35	0	9	0	0	0	0
11-12-22	at Eastern Illinois	3	4	0	2	0	0	0	0
	<i>Total</i>	<i>48</i>	<i>262</i>	<i>1</i>	<i>30</i>	<i>2</i>	<i>5</i>	<i>0</i>	<i>4</i>

Darrell Smith

		RUSHING				RECEIVING			
2022	Opponent	No.	Yds	TD	Lg	No.	Yds	TD	Lg
09-03-22	at Iowa State	1	7	0	7	1	9	0	9
09-17-22	Nicholls	2	3	0	3	1	-5	0	-5
10-22-22	at Northwestern St.	9	49	0	14	0	0	0	0
11-05-22	at Tennessee State	4	74	1	56	0	0	0	0
11-12-22	at Eastern Illinois	2	9	0	6	0	0	0	0
	Total	18	142	1	56	2	4	0	9

Garrett Todd

		RUSHING				RECEIVING			
<u>2020</u>	<u>Opponent</u>	<u>No.</u>	<u>Yds</u>	<u>TD</u>	<u>Lg</u>	<u>No.</u>	<u>Yds</u>	<u>TD</u>	<u>Lg</u>
02-28-21	at Eastern Illinois	0	0	0	0	4	39	0	19
	<i>Total</i>	<i>0</i>	<i>0</i>	<i>0</i>	<i>0</i>	<i>4</i>	<i>39</i>	<i>0</i>	<i>19</i>

		RUSHING				RECEIVING			
2021	Opponent	No.	Yds	TD	Lg	No.	Yds	TD	Lg
09-02-21	at Southern Illinois	0	0	0	0	1	6	1	6
10-02-21	at Tennessee Tech	0	0	0	0	1	9	0	9
Total		0	0	0	0	2	15	1	9

		RUSHING				RECEIVING			
2022	Opponent	No.	Yds	TD	Lg	No.	Yds	TD	Lg
09-10-22	at Southern Illinois	0	0	0	0	1	17	0	17
09-17-22	Nicholls	0	0	0	0	1	3	0	3
10-01-22	at Lindenwood	0	0	0	0	1	35	0	35
10-08-22	Tennessee Tech	0	0	0	0	1	19	0	19
Total		0	0	0	0	4	74	0	35

Damoriea Vick

		RUSHING				RECEIVING			
<u>2022</u>	<u>Opponent</u>	<u>No.</u>	<u>Yds</u>	<u>TD</u>	<u>Lg</u>	<u>No.</u>	<u>Yds</u>	<u>TD</u>	<u>Lg</u>
09-03-22	at Iowa State	0	0	0	0	5	45	1	11
09-10-22	at Southern Illinois	0	0	0	0	2	17	1	15
09-24-22	Central Arkansas	0	0	0	0	2	16	0	12
10-01-22	at Lindenwood	0	0	0	0	5	79	0	31
10-08-22	Tennessee Tech	0	0	0	0	9	76	0	12
10-22-22	at Northwestern St.	0	0	0	0	1	3	1	3
10-29-22	Eastern Kentucky	0	0	0	0	2	14	0	10
11-05-22	at Tennessee State	0	0	0	0	5	46	1	13
11-12-22	at Eastern Illinois	0	0	0	0	3	39	0	18
	<i>Total</i>	<i>0</i>	<i>0</i>	<i>0</i>	<i>0</i>	<i>34</i>	<i>325</i>	<i>4</i>	<i>31</i>

Will Weidemann

RUSHING					RECEIVING				
<u>2020</u>	<u>Opponent</u>	<u>No.</u>	<u>Yds</u>	<u>TD</u>	<u>Lg</u>	<u>No.</u>	<u>Yds</u>	<u>TD</u>	<u>Lg</u>
02-28-21	at Eastern Illinois	0	0	0	0	1	6	0	6
03-07-21	Murray State	0	0	0	0	1	14	0	14
03-21-21	at Jacksonville State	0	0	0	0	1	4	0	4
04-03-21	at UT Martin	0	0	0	0	2	14	0	9
	<i>Total</i>	<i>0</i>	<i>0</i>	<i>0</i>	<i>0</i>	<i>5</i>	<i>38</i>	<i>0</i>	<i>14</i>

2022 SOUTHEAST MISSOURI FOOTBALL NOTES

INDIVIDUAL GAME-BY-GAME STATISTICS



		RUSHING				RECEIVING			
2021	Opponent	No.	Yds	TD	Lg	No.	Yds	TD	Lg
09-02-21	Southern Illinois	0	0	0	0	1	0	0	0
09-11-21	at Sam Houston	0	0	0	0	1	35	0	35
09-18-21	at Missouri	0	0	0	0	2	13	0	9
09-25-21	Tennessee State	0	0	0	0	2	10	1	6
10-02-21	at Tennessee Tech	0	0	0	0	1	6	0	6
10-30-21	Eastern Illinois	0	0	0	0	2	24	0	16
11-20-21	UT Martin	0	0	0	0	2	8	1	7
	Total	0	0	0	0	10	96	2	35
2022	Opponent	No.	Yds	TD	Lg	No.	Yds	TD	Lg
09-10-22	at Southern Illinois	0	0	0	0	1	9	0	9
09-17-22	Nicholls	0	0	0	0	1	0	0	0
09-24-22	Central Arkansas	0	0	0	0	2	51	0	28
10-01-22	at Lindenwood	0	0	0	0	1	13	0	13
10-08-22	Tennessee Tech	0	0	0	0	1	8	0	8
10-22-22	at Northwestern St.	1	22	0	22	0	0	0	0
11-05-22	at Tennessee State	0	0	0	0	3	34	0	16
11-12-22	at Eastern Illinois	0	0	0	0	3	35	0	20
	Total	1	22	0	22	12	150	0	28

Game-by-Game Defensive (Games with Statistics Listed Only)

Harris Adams

2022	Opponent	Solo	Asst	Total	TFL-Yds	SK-Yds	FF	FR-Yds	Int-Yds
09-03-22	at Iowa State	1	1	2	0.0-0	0.0-0	0	0-0	0-0
09-17-22	Nicholls	0	1	1	0.0-0	0.0-0	0	0-0	0-0
10-01-22	at Lindenwood	0	2	2	0.0-0	0.0-0	0	0-0	0-0
10-08-22	Tennessee Tech	1	2	3	1.0-1	0.0-0	0	0-0	0-0
10-22-22	at Northwestern St.	0	3	3	0.0-0	0.0-0	0	0-0	0-0
10-29-22	Eastern Kentucky	0	1	1	0.0-0	0.0-0	0	0-0	0-0
11-12-22	at Eastern Illinois	2	0	2	1.0-9	1.0-9	0	0-0	0-0
	Total	4	10	14	2.0-10	1.0-9	0	0-0	0-0

Nasim Cairo

2022	Opponent	Solo	Asst	Total	TFL-Yds	SK-Yds	FF	FR-Yds	Int-Yds
09-10-22	at Southern Illinois	1	0	1	0.0-0	0.0-0	0	0-0	0-0
09-17-22	Nicholls	1	1	2	0.5-1	0.0-0	0	0-0	0-0
09-24-22	Central Arkansas	1	2	3	2.0-4	0.5-1	0	0-0	0-0
10-01-22	at Lindenwood	0	2	2	0.5-0	0.5-0	0	0-0	0-0
10-08-22	Tennessee Tech	0	1	1	0.0-0	0.0-0	0	0-0	0-0
10-22-22	at Northwestern St.	1	0	1	1.0-4	1.0-4	1	0-0	0-0
10-29-22	Eastern Kentucky	1	3	4	0.0-0	0.0-0	0	0-0	0-0
11-05-22	at Tennessee State	0	3	3	1.0-5	0.5-2	0	0-0	0-0
11-12-22	at Eastern Illinois	1	0	1	0.0-0	0.0-0	0	0-0	0-0
	Total	6	12	18	5.0-14	2.5-7	1	0-0	0-0

Jordan Cole

2022	Opponent	Solo	Asst	Total	TFL-Yds	SK-Yds	FF	FR-Yds	Int-Yds
09-03-22	at Iowa State	2	0	2	0.0-0	0.0-0	0	0-0	0-0
09-10-22	at Southern Illinois	3	0	3	0.0-0	0.0-0	0	0-0	0-0
09-17-22	Nicholls	2	2	4	1.5-4	0.0-0	0	0-0	0-0
09-24-22	Central Arkansas	1	0	1	1.0-1	1.0-1	0	0-0	0-0
10-29-22	Eastern Kentucky	0	2	2	0.0-0	0.0-0	0	0-0	0-0
11-05-22	at Tennessee State	4	1	5	0.0-0	0.0-0	0	0-0	0-0
11-12-22	at Eastern Illinois	1	0	1	1.0-2	0.0-0	0	0-0	0-0
	Total	13	5	18	3.5-7	1.0-1	0	0-0	0-0

Keandre Booker

2020	Opponent	Solo	Asst	Total	TFL-Yds	SK-Yds	FF	FR-Yds	Int-Yds
02-28-21	at Eastern Illinois	2	1	3	0.0-0	0.0-0	0	0-0	0-0
03-07-21	Murray State	0	2	2	0.5-2	0.0-0	0	0-0	0-0
03-14-21	Austin Peay	0	1	1	0.0-0	0.0-0	0	0-0	0-0
03-21-21	at Jacksonville State	1	0	1	1.0-1	0.0-0	0	0-0	0-0
03-28-21	Tennessee Tech	1	0	1	0.0-0	0.0-0	0	0-0	0-0
	Total	4	4	8	1.5-3	0.0-0	0	0-0	0-0
2021	Opponent	Solo	Asst	Total	TFL-Yds	SK-Yds	FF	FR-Yds	Int-Yds
09-02-21	Southern Illinois	3	0	3	1.0-2	0.0-0	0	0-0	0-0
09-11-21	at Sam Houston	5	0	5	1.0-1	0.0-0	0	0-0	1-31
09-25-21	Tennessee State	1	1	2	1.5-4	0.0-0	0	0-0	0-0
10-02-21	at Tennessee Tech	2	1	3	1.0-2	0.0-0	0	0-0	0-0
10-09-21	at Austin Peay	1	0	1	0.0-0	0.0-0	0	0-0	0-0
10-16-21	Murray State	2	6	8	2.5-12	1.0-8	0	0-0	0-0
10-23-21	at UT Martin	0	1	1	0.0-0	0.0-0	0	0-0	0-0
10-30-21	Eastern Illinois	1	3	4	1.5-2	0.0-0	0	0-0	0-0
11-13-21	at Murray State	3	2	5	1.0-1	0.0-0	0	0-0	0-0
11-20-21	UT Martin	3	2	5	0.0-0	0.0-0	0	0-0	0-0
	Total	21	16	37	9.5-24	1.0-8	0	0-0	1-31
2022	Opponent	Solo	Asst	Total	TFL-Yds	SK-Yds	FF	FR-Yds	Int-Yds
09-03-22	at Iowa State	2	0	2	1.0-1	0.0-0	0	0-0	0-0
09-10-22	at Southern Illinois	3	0	3	2.0-12	2.0-12	0	0-0	0-0
09-24-22	Central Arkansas	1	1	2	1.0-3	0.0-0	0	0-0	0-0
10-01-22	at Lindenwood	1	3	4	1.0-3	1.0-3	0	0-0	0-0
10-08-22	Tennessee Tech	1	2	3	1.5-10	1.0-8	0	0-0	0-0
10-22-22	at Northwestern St.	0	1	1	0.0-0	0.0-0	0	1-0	0-0
10-29-22	Eastern Kentucky	0	3	3	0.0-0	0.0-0	0	0-0	0-0
11-05-22	at Tennessee State	0	2	2	0.0-0	0.0-0	0	0-0	0-0
11-12-22	at Eastern Illinois	1	0	1	0.0-0	0.0-0	0	0-0	1-0
	Total	9	12	21	6.5-29	4.0-23	0	1-0	1-0

Austin Carter

2021	Opponent	Solo	Asst	Total	TFL-Yds	SK-Yds	FF	FR-Yds	Int-Yds
09-11-21	at Sam Houston	4	0	4	0.0-0	0.0-0	0	0-0	0-0
09-18-21	at Missouri	2	1	3	0.0-0	0.0-0	0	0-0	0-0
09-25-21	Tennessee State	1	1	2	1.0-4	1.0-4	0	0-0	0-0
10-02-21	at Tennessee Tech	4	1	5	0.0-0	0.0-0	1	0-0	0-0
10-09-21	at Austin Peay	0	1	1	0.0-0	0.0-0	0	1-0	0-0
10-16-21	Murray State	1	1	2	0.0-0	0.0-0	0	0-0	0-0
10-23-21	at UT Martin	0	1	1	0.0-0	0.0-0	0	0-0	0-0
10-30-21	Eastern Illinois	1	0	1	1.0-8	1.0-8	0	0-0	0-0
11-20-21	UT Martin	1	0	1	0.0-0	0.0-0	0	0-0	0-0
	Total	14	6	20	2.0-12	2.0-12	1	1-0	0-0
2022	Opponent	Solo	Asst	Total	TFL-Yds	SK-Yds	FF	FR-Yds	Int-Yds
09-10-22	at Southern Illinois	0	1	1	0.0-0	0.0-0	0	0-0	0-0
09-17-22	Nicholls	0	4	4	0.5-0	0.0-0	0	0-0	0-0
	Total	0	5	5	0.5-0	0.0-0	0	0-0	0-0

Slade Dollar

2022	Opponent	Solo	Asst	Total	TFL-Yds	SK-Yds	FF	FR-Yds	Int-Yds
09-03-22	at Iowa State	1	0	1	0.0-0	0.0-0	0	0-0	0-0
09-17-22	Nicholls	0	1	1	0.0-0	0.0-0	0	0-0	0-0
10-08-22	Tennessee Tech	1	0	1	0.0-0	0.0-0	0	0-0	0-0
10-22-22	at Northwestern St.	1	2	3	1.0-2	1.0-2	0	0-0	0-0
11-05-22	at Tennessee State	2	3	5	1.5-7	0.0-0	0	0-0	0-0
	Total	5	6	11	2.5-9	1.0-2	0	0-0	0-0



2022 SOUTHEAST MISSOURI FOOTBALL NOTES

INDIVIDUAL GAME-BY-GAME STATISTICS

Christian Fuhrman

2022	Opponent	Solo	Ast	Total	TFL-Yds	SK-Yds	FF	FR-Yds	Int-Yds
09-03-22	at Iowa State	2	0	2	0.0-0	0.0-0	0	0-0	0-0
09-10-22	at Southern Illinois	5	0	5	2.0-2	1.0-1	0	0-0	0-0
09-17-22	Nicholls	4	4	8	1.0-11	1.0-11	0	0-0	0-0
09-24-22	Central Arkansas	1	2	3	0.5-1	0.0-0	0	0-0	0-0
10-01-22	at Lindenwood	1	0	1	0.0-0	0.0-0	0	0-0	0-0
10-08-22	Tennessee Tech	1	4	5	0.5-1	0.0-0	0	0-0	0-0
10-22-22	at Northwestern St.	4	0	4	1.0-2	1.0-2	0	0-0	0-0
10-29-22	Eastern Kentucky	3	5	8	0.0-0	0.0-0	0	0-0	0-0
11-05-22	at Tennessee State	4	4	8	0.5-5	0.0-0	0	0-0	0-0
11-12-22	at Eastern Illinois	4	1	5	1.0-1	0.0-0	0	0-0	0-0
	Total	29	20	49	6.5-23	3.0-14	0	0-0	0-0

Michael Harris

2021	Opponent	Solo	Ast	Total	TFL-Yds	SK-Yds	FF	FR-Yds	Int-Yds
09-02-21	Southern Illinois	1	2	3	0.0-0	0.0-0	0	0-0	0-0
09-18-21	at Missouri	1	0	1	0.0-0	0.0-0	0	0-0	0-0
10-16-21	Murray State	0	1	1	0.0-0	0.0-0	0	0-0	0-0
10-23-21	at UT Martin	1	1	2	0.0-0	0.0-0	0	0-0	0-0
10-30-21	Eastern Illinois	0	1	1	0.0-0	0.0-0	0	0-0	0-0
	Total	3	5	8	0.0-0	0.0-0	0	0-0	0-0
2022	Opponent	Solo	Ast	Total	TFL-Yds	SK-Yds	FF	FR-Yds	Int-Yds
09-03-22	at Iowa State	0	1	1	0.0-0	0.0-0	0	0-0	0-0
11-05-22	at Tennessee State	0	1	1	0.0-0	0.0-0	0	0-0	0-0
	Total	0	2	2	0.0-0	0.0-0	0	0-0	0-0

Trai Hodges

2018	Opponent	Solo	Ast	Total	TFL-Yds	SK-Yds	FF	FR-Yds	Int-Yds
09-01-18	at Arkansas State	0	1	1	0.0-0	0.0-0	0	0-0	0-0
09-15-18	at Southern Illinois	1	0	1	0.0-0	0.0-0	0	0-0	0-0
10-06-18	at Tennessee Tech	0	1	1	0.0-0	0.0-0	0	0-0	0-0
10-20-18	Jacksonville State	2	0	2	0.0-0	0.0-0	0	0-0	0-0
11-10-18	at Murray State	2	2	4	0.0-0	0.0-0	0	0-0	0-0
11-17-18	Eastern Illinois	2	0	2	0.0-0	0.0-0	0	0-0	0-0
12-01-18	at Weber State	2	0	2	0.0-0	0.0-0	0	0-0	0-0
	Total	9	4	13	0.0-0	0.0-0	0	0-0	0-0
2019	Opponent	Solo	Ast	Total	TFL-Yds	SK-Yds	FF	FR-Yds	Int-Yds
08-29-19	Southern Illinois	1	0	1	0.0-0	0.0-0	0	0-0	0-0
09-07-19	at Montana State	1	1	2	0.0-0	0.0-0	0	0-0	0-0
09-14-19	at Missouri	2	0	2	0.0-0	0.0-0	0	0-0	0-0
09-21-19	West Virginia State	1	0	1	0.0-0	0.0-0	0	0-0	0-0
10-19-19	at Jacksonville State	2	0	2	0.0-0	0.0-0	0	0-0	0-0
11-23-19	Murray State	1	0	1	0.0-0	0.0-0	0	0-0	0-0
	Total	8	1	9	0.0-0	0.0-0	0	0-0	0-0
2020	Opponent	Solo	Ast	Total	TFL-Yds	SK-Yds	FF	FR-Yds	Int-Yds
10-30-20	at Southern Illinois	1	1	2	0.0-0	0.0-0	0	0-0	0-0
02-28-21	at Eastern Illinois	1	0	1	0.0-0	0.0-0	0	0-0	0-0
03-14-21	Austin Peay	1	1	2	0.0-0	0.0-0	0	0-0	0-0
03-21-21	at Jacksonville State	0	1	1	0.0-0	0.0-0	0	0-0	0-0
03-28-21	Tennessee Tech	2	1	3	0.0-0	0.0-0	0	0-0	0-0
04-03-21	at UT Martin	0	0	0	0.0-0	0.0-0	0	1-0	0-0
	Total	5	4	9	0.0-0	0.0-0	0	1-0	0-0
2021	Opponent	Solo	Ast	Total	TFL-Yds	SK-Yds	FF	FR-Yds	Int-Yds
09-02-21	Southern Illinois	0	1	1	0.0-0	0.0-0	0	0-0	1-8
09-11-21	at Sam Houston	4	0	4	1.0-2	0.0-0	0	0-0	0-0
09-18-21	at Missouri	3	0	3	0.0-0	0.0-0	0	0-0	0-0
10-02-21	at Tennessee Tech	5	1	6	0.0-0	0.0-0	0	0-0	0-0
10-09-21	at Austin Peay	2	3	5	0.0-0	0.0-0	0	0-0	0-0
10-16-21	Murray State	3	5	8	0.0-0	0.0-0	0	0-0	0-0
10-23-21	at UT Martin	2	4	6	0.0-0	0.0-0	0	0-0	1-2
10-30-21	Eastern Illinois	2	4	6	0.0-0	0.0-0	0	0-0	0-0

11-13-21	at Murray State	7	0	7	0.0-0	0.0-0	1	0-0	2-0
11-20-21	UT Martin	1	3	4	0.0-0	0.0-0	0	0-0	0-0
	Total	29	21	50	1.0-2	0.0-0	1	0-0	4-10
2022	Opponent	Solo	Ast	Total	TFL-Yds	SK-Yds	FF	FR-Yds	Int-Yds
09-03-22	at Iowa State	2	0	2	1.0-1	0.0-0	0	0-0	0-0
09-24-22	Central Arkansas	0	2	2	0.5-0	0.0-0	0	0-0	0-0
10-01-22	at Lindenwood	6	3	9	0.0-0	0.0-0	0	0-0	0-0
10-08-22	Tennessee Tech	1	3	4	0.0-0	0.0-0	0	0-0	1-49
10-22-22	at Northwestern St.	1	2	3	0.0-0	0.0-0	0	0-0	0-0
10-29-22	Eastern Kentucky	4	3	7	0.0-0	0.0-0	0	0-0	0-0
11-05-22	at Tennessee State	3	2	5	0.5-1	0.0-0	0	0-0	0-0
11-12-22	at Eastern Illinois	2	0	2	0.0-0	0.0-0	0	0-0	0-0
	Total	19	15	34	2.0-2	0.0-0	0	0-0	1-49

LaWilliam Holmes

2020	Opponent	Solo	Ast	Total	TFL-Yds	SK-Yds	FF	FR-Yds	Int-Yds
10-30-20	at Southern Illinois	0	2	2	0.0-0	0.0-0	0	0-0	0-0
02-28-21	at Eastern Illinois	1	0	1	0.0-0	0.0-0	0	0-0	0-0
03-07-21	Murray State	0	3	3	0.0-0	0.0-0	0	0-0	0-0
03-14-21	Austin Peay	0	2	2	0.5-0	0.0-0	0	0-0	0-0
03-21-21	at Jacksonville State	2	3	5	0.0-0	0.0-0	0	0-0	0-0
03-28-21	Tennessee Tech	0	1	1	0.0-0	0.0-0	0	0-0	0-0
	Total	3	11	14	0.5-0	0.0-0	0	0-0	0-0
2021	Opponent	Solo	Ast	Total	TFL-Yds	SK-Yds	FF	FR-Yds	Int-Yds
10-30-21	Eastern Illinois	1	0	1	0.0-0	0.0-0	0	0-0	0-0
11-13-21	at Murray State	2	0	2	0.0-0	0.0-0	0	0-0	0-0
11-20-21	UT Martin	0	2	2	0.0-0	0.0-0	0	0-0	0-0
	Total	3	2	5	0.0-0	0.0-0	0	0-0	0-0
2022	Opponent	Solo	Ast	Total	TFL-Yds	SK-Yds	FF	FR-Yds	Int-Yds
09-03-22	at Iowa State	0	1	1	0.0-0	0.0-0	0	0-0	0-0
09-17-22	Nicholls	1	5	6	1.5-4	1.5-4	0	0-0	0-0
09-24-22	Central Arkansas	0	1	1	0.0-0	0.0-0	0	0-0	0-0
10-01-22	at Lindenwood	2	1	3	1.0-1	0.0-0	0	1-0	0-0
10-08-22	Tennessee Tech	2	4	6	0.0-0	0.0-0	0	0-0	0-0
10-29-22	Eastern Kentucky	0	1	1	0.0-0	0.0-0	0	0-0	0-0
11-05-22	at Tennessee State	2	0	2	0.0-0	0.0-0	0	0-0	0-0
11-12-22	at Eastern Illinois	0	2	2	0.0-0	0.0-0	0	0-0	0-0
	Total	7	15	22	2.5-5	1.5-4	0	1-0	0-0

Eric Ivory Jr.

2022	Opponent	Solo	Ast	Total	TFL-Yds	SK-Yds	FF	FR-Yds	Int-Yds
09-03-22	at Iowa State	0	3	3	0.0-0	0.0-0	0	0-0	0-0
09-17-22	Nicholls	3	4	7	0.0-0	0.0-0	0	0-0	0-0
09-24-22	Central Arkansas	2	5	7	0.5-1	0.0-0	0	0-0	0-0
10-01-22	at Lindenwood	1	2	3	0.0-0	0.0-0	0	0-0	0-0
10-08-22	Tennessee Tech	1	4	5	0.0-0	0.0-0	0	0-0	0-0
10-22-22	at Northwestern St.	0	2	2	0.0-0	0.0-0	0	0-0	1-11
10-29-22	Eastern Kentucky	2	4	6	0.0-0	0.0-0	0	0-0	0-0
11-05-22	at Tennessee State	1	0	1	0.0-0	0.0-0	0	0-0	0-0
11-12-22	at Eastern Illinois	0	2	2	0.0-0	0.0-0	0	0-0	0-0
	Total	10	26	36	0.5-1	0.0-0	0	0-0	1-11

Michael Jamerson

2022	Opponent	Solo	Ast	Total	TFL-Yds	SK-Yds	FF	FR-Yds	Int-Yds
11-05-22	at Tennessee State	1	0	1	0.0-0	0.0-0	0	0-0	0-0
	Total	1	0	1	0.0-0	0.0-0	0	0-0	0-0

2022 SOUTHEAST MISSOURI FOOTBALL NOTES

INDIVIDUAL GAME-BY-GAME STATISTICS



Lawrence Johnson

2019	Opponent	Solo	Asst	Total	TFL-Yds	SK-Yds	FF	FR-Yds	Int-Yds
08-29-19	Southern Illinois	2	0	2	0.0-0	0.0-0	0	0-0	0-0
09-07-19	at Montana State	1	0	1	1.0-1	0.0-0	0	0-0	0-0
09-14-19	at Missouri	3	0	3	0.0-0	0.0-0	0	0-0	0-0
09-21-19	West Virginia State	4	3	7	0.5-1	0.0-0	0	0-0	0-0
10-05-19	Tennessee Tech	9	0	9	0.0-0	0.0-0	0	0-0	0-0
10-12-19	at Austin Peay	1	0	1	0.0-0	0.0-0	0	0-0	0-0
10-19-19	at Jacksonville State	6	1	7	0.0-0	0.0-0	0	0-0	0-0
10-26-19	UT Martin	0	1	1	0.0-0	0.0-0	0	0-0	0-0
11-02-19	at Tennessee State	2	0	2	0.0-0	0.0-0	0	0-0	0-0
11-09-19	Eastern Kentucky	1	5	6	0.5-1	0.0-0	0	0-0	0-0
11-16-19	at Eastern Illinois	2	0	2	0.0-0	0.0-0	0	0-0	0-0
11-23-19	Murray State	5	0	5	0.0-0	0.0-0	0	0-0	0-0
11-30-19	Illinois State	4	3	7	0.0-0	0.0-0	0	0-0	0-0
	Total	40	13	53	2.0-3	0.0-0	0	0-0	0-0
2020	Opponent	Solo	Asst	Total	TFL-Yds	SK-Yds	FF	FR-Yds	Int-Yds
10-30-20	at Southern Illinois	6	1	7	0.0-0	0.0-0	0	0-0	1-37
02-28-21	at Eastern Illinois	1	0	1	0.0-0	0.0-0	0	0-0	0-0
03-07-21	Murray State	5	2	7	0.0-0	0.0-0	0	0-0	0-0
03-14-21	Austin Peay	5	5	10	0.0-0	0.0-0	0	0-0	0-0
03-21-21	at Jacksonville State	0	2	2	0.0-0	0.0-0	0	0-0	0-0
03-28-21	Tennessee Tech	9	3	12	0.0-0	0.0-0	1	0-0	0-0
04-03-21	at UT Martin	5	5	10	1.0-1	0.0-0	0	0-0	0-0
04-11-21	at Tennessee State	5	1	6	0.0-0	0.0-0	0	0-0	0-0
	Total	36	19	55	1.0-1	0.0-0	1	0-0	1-37
2021	Opponent	Solo	Asst	Total	TFL-Yds	SK-Yds	FF	FR-Yds	Int-Yds
09-02-21	Southern Illinois	1	4	5	0.5-1	0.0-0	0	0-0	0-0
09-11-21	at Sam Houston	5	1	6	0.0-0	0.0-0	0	1-0	0-0
09-18-21	at Missouri	6	2	8	0.0-0	0.0-0	0	0-0	0-0
09-25-21	Tennessee State	2	2	4	0.0-0	0.0-0	0	0-0	0-0
	Total	14	9	23	0.5-1	0.0-0	0	0-0	0-0
2022	Opponent	Solo	Asst	Total	TFL-Yds	SK-Yds	FF	FR-Yds	Int-Yds
09-03-22	at Iowa State	10	2	12	0.0-0	0.0-0	0	0-0	0-0
09-10-22	at Southern Illinois	4	0	4	0.0-0	0.0-0	0	0-0	0-0
09-17-22	Nicholls	2	2	4	0.0-0	0.0-0	0	0-0	0-0
09-24-22	Central Arkansas	7	3	10	0.0-0	0.0-0	0	0-0	0-0
10-01-22	at Lindenwood	1	5	6	0.0-0	0.0-0	0	0-0	0-0
10-08-22	Tennessee Tech	2	8	10	0.5-2	0.5-2	0	0-0	1-14
10-22-22	at Northwestern St.	0	5	5	0.5-1	0.0-0	0	0-0	0-0
10-29-22	Eastern Kentucky	1	4	5	1.0-5	0.0-0	0	0-0	0-0
11-05-22	at Tennessee State	3	3	6	2.0-27	2.0-27	0	0-0	0-0
11-12-22	at Eastern Illinois	6	0	6	1.0-1	1.0-1	0	0-0	0-0
	Total	36	32	68	5.0-36	3.5-30	0	0-0	1-14

Sam Keeper

2021	Opponent	Solo	Asst	Total	TFL-Yds	SK-Yds	FF	FR-Yds	Int-Yds
09-18-21	at Missouri	1	0	1	0.0-0	0.0-0	0	0-0	0-0
09-25-21	Tennessee State	0	1	1	0.5-4	0.0-0	0	0-0	0-0
10-02-21	at Tennessee Tech	0	1	1	0.0-0	0.0-0	0	0-0	0-0
10-16-21	Murray State	0	1	1	0.0-0	0.0-0	0	0-0	0-0
10-23-21	at UT Martin	0	2	2	0.5-1	0.0-0	0	0-0	0-0
10-30-21	Eastern Illinois	1	2	3	1.5-9	1.0-9	0	0-0	0-0
11-13-21	at Murray State	1	1	2	0.0-0	0.0-0	0	0-0	0-0
	Total	3	8	11	2.5-14	1.0-9	0	0-0	0-0
2022	Opponent	Solo	Asst	Total	TFL-Yds	SK-Yds	FF	FR-Yds	Int-Yds
09-03-22	at Iowa State	1	0	1	0.0-0	0.0-0	0	0-0	0-0
09-10-22	at Southern Illinois	2	0	2	1.0-2	0.0-0	0	0-0	0-0
09-17-22	Nicholls	1	2	3	0.5-6	0.5-6	0	0-0	0-0
09-24-22	Central Arkansas	0	1	1	0.0-0	0.0-0	0	0-0	0-0
10-01-22	at Lindenwood	1	1	2	0.5-3	0.5-3	0	0-0	0-0
10-08-22	Tennessee Tech	0	2	2	0.0-0	0.0-0	0	0-0	0-0

10-29-22	Eastern Kentucky	0	4	4	0.0-0	0.0-0	0	0-0	0-0
11-05-22	at Tennessee State	1	0	1	0.0-0	0.0-0	0	0-0	0-0
11-12-22	at Eastern Illinois	3	0	3	1.0-1	0.0-0	0	0-0	0-0
	Total	9	10	19	3.5-13	1.5-10	0	0-0	0-0

Ty Leonard

2020	Opponent	Solo	Asst	Total	TFL-Yds	SK-Yds	FF	FR-Yds	Int-Yds
03-28-21	Tennessee Tech	0	1	1	0.0-0	0.0-0	0	0-0	0-0
04-22-21	at Tennessee State	2	0	2	0.0-0	0.0-0	0	0-0	0-0
	Total	2	1	3	0.0-0	0.0-0	0	0-0	0-0
2021	Opponent	Solo	Asst	Total	TFL-Yds	SK-Yds	FF	FR-Yds	Int-Yds
09-02-21	Southern Illinois	3	2	5	0.0-0	0.0-0	0	0-0	0-0
09-18-21	at Missouri	5	0	5	0.0-0	0.0-0	0	0-0	0-0
09-25-21	Tennessee State	1	0	1	0.0-0	0.0-0	0	0-0	1-4
10-02-21	at Tennessee Tech	1	1	2	0.0-0	0.0-0	0	0-0	0-0
10-09-21	at Austin Peay	9	0	9	0.0-0	0.0-0	0	0-0	1-27
10-16-21	Murray State	2	2	4	0.5-2	0.0-0	0	0-0	0-0
10-23-21	at UT Martin	4	1	5	0.0-0	0.0-0	0	0-0	0-0
10-30-21	Eastern Illinois	2	2	4	0.0-0	0.0-0	0	0-0	0-0
11-13-21	at Murray State	2	1	3	0.0-0	0.0-0	0	0-0	0-0
11-20-21	UT Martin	0	1	1	0.0-0	0.0-0	0	0-0	0-0
	Total	29	10	39	0.5-2	0.0-0	0	0-0	2-31
2022	Opponent	Solo	Asst	Total	TFL-Yds	SK-Yds	FF	FR-Yds	Int-Yds
09-03-22	at Iowa State	1	3	4	0.5-1	0.0-0	0	0-0	0-0
09-10-22	at Southern Illinois	4	1	5	0.5-1	0.0-0	0	0-0	0-0
09-17-22	Nicholls	2	0	2	0.0-0	0.0-0	0	0-0	0-0
09-24-22	Central Arkansas	5	3	8	0.5-1	0.0-0	0	0-0	0-0
10-01-22	at Lindenwood	4	4	8	0.0-0	0.0-0	0	0-0	0-0
10-08-22	Tennessee Tech	3	3	6	0.0-0	0.0-0	0	0-0	0-0
10-22-22	at Northwestern St.	1	0	1	0.0-0	0.0-0	0	0-0	0-0
10-29-22	Eastern Kentucky	0	2	2	0.0-0	0.0-0	0	0-0	0-0
11-05-22	at Tennessee State	2	2	4	0.0-0	0.0-0	0	0-0	0-0
	Total	22	18	40	1.5-3	0.0-0	0	0-0	0-0

Joedrick Lewis

2022	Opponent	Solo	Asst	Total	TFL-Yds	SK-Yds	FF	FR-Yds	Int-Yds
09-03-22	at Iowa State	4	0	4	0.0-0	0.0-0	0	0-0	1-27
09-10-22	at Southern Illinois	6	0	6	0.0-0	0.0-0	0	0-0	0-0
09-17-22	Nicholls	2	2	4	0.0-0	0.0-0	0	0-0	0-0
10-08-22	Tennessee Tech	4	1	5	0.0-0	0.0-0	0	0-0	0-0
10-22-22	at Northwestern St.	0	3	3	0.0-0	0.0-0	0	0-0	0-0
10-29-22	Eastern Kentucky	1	2	3	0.0-0	0.0-0	0	0-0	0-0
11-05-22	at Tennessee State	3	1	4	0.0-0	0.0-0	0	0-0	0-0
	Total	20	9	29	0.0-0	0.0-0	0	0-0	1-27

Steven Lewis

2020	Opponent	Solo	Asst	Total	TFL-Yds	SK-Yds	FF	FR-Yds	Int-Yds
02-28-21	at Eastern Illinois	3	2	5	0.0-0	0.0-0	0	0-0	0-0
03-07-21	Murray State	0	2	2	0.0-0	0.0-0	0	0-0	0-0
03-14-21	Austin Peay	0	3	3	0.0-0	0.0-0	0	0-0	0-0
03-21-21	at Jacksonville State	0	1	1	0.0-0	0.0-0	0	0-0	0-0
03-28-21	Tennessee Tech	1	2	3	1.0-1	0.0-0	0	0-0	0-0
04-03-21	at UT Martin	2	0	2	1.0-4	1.0-4	0	0-0	0-0
04-11-21	at Tennessee State	1	1	2	0.5-4	0.5-4	0	0-0	0-0
	Total	7	11	18	2.5-9	1.5-8	0	0-0	0-0
2021	Opponent	Solo	Asst	Total	TFL-Yds	SK-Yds	FF	FR-Yds	Int-Yds
09-02-21	Southern Illinois	0	2	2	0.0-0	0.0-0	0	0-0	0-0
09-11-21	at Sam Houston	1	2	3	0.0-0	0.0-0	0	0-0	0-0
09-25-21	Tennessee State	0	4	4	0.0-0	0.0-0	0	0-0	0-0
10-02-21	at Tennessee Tech	3	1	4	0.0-0	0.0-0	0	0-0	0-0
10-16-21	Murray State	1	3	4	0.0-0	0.0-0	0	0-0	0-0
10-23-21	at UT Martin	2	2	4	1.0-2	0.0-0	0	0-0	0-0



2022 SOUTHEAST MISSOURI FOOTBALL NOTES

INDIVIDUAL GAME-BY-GAME STATISTICS

10-30-21	Eastern Illinois	0	1	1	0.0-0	0.0-0	0	0-0	0-0
11-13-21	at Murray State	1	4	5	0.5-0	0.0-0	0	0-0	0-0
11-20-21	UT Martin	0	1	1	0.0-0	0.0-0	0	0-0	0-0
	Total	8	20	28	1.5-2	0.0-0	0	0-0	0-0

2022	Opponent	Solo	Ast	Total	TFL-Yds	SK-Yds	FF	FR-Yds	Int-Yds
09-03-22	at Iowa State	0	1	1	0.5-2	0.0-0	0	0-0	0-0
09-10-22	at Southern Illinois	4	1	5	0.0-0	0.0-0	0	0-0	0-0
09-17-22	Nicholls	2	5	7	1.0-2	0.5-1	0	0-0	0-0
09-24-22	Central Arkansas	0	1	1	0.0-0	0.0-0	0	0-0	0-0
10-08-22	Tennessee Tech	0	1	1	0.0-0	0.0-0	0	0-0	0-0
10-22-22	at Northwestern St.	0	2	2	0.0-0	0.0-0	0	0-0	0-0
10-29-22	Eastern Kentucky	0	4	4	0.0-0	0.0-0	0	0-0	0-0
11-05-22	at Tennessee State	0	5	5	0.0-0	0.0-0	0	0-0	0-0
11-12-22	at Eastern Illinois	2	0	2	1.0-3	0.0-0	0	0-0	0-0
	Total	8	20	28	1.5-4	0.5-1	0	0-0	0-0

Lunden Manuel

2019	Opponent	Solo	Ast	Total	TFL-Yds	SK-Yds	FF	FR-Yds	Int-Yds
11-16-19	at Eastern Illinois	2	0	2	1.0-1	1.0-1	0	0-0	0-0
	Total	2	0	2	1.0-1	1.0-1	0	0-0	0-0

2020	Opponent	Solo	Ast	Total	TFL-Yds	SK-Yds	FF	FR-Yds	Int-Yds
10-30-20	at Southern Illinois	1	0	1	0.0-0	0.0-0	0	0-0	0-0
03-07-21	Murray State	0	2	2	0.0-0	0.0-0	0	0-0	0-0
03-14-21	Austin Peay	0	4	4	0.0-0	0.0-0	0	0-0	0-0
03-21-21	at Jacksonville State	0	2	2	0.0-0	0.0-0	0	0-0	0-0
03-28-21	Tennessee Tech	0	1	1	0.0-0	0.0-0	0	0-0	0-0
04-03-21	at UT Martin	2	0	2	1.0-3	1.0-3	0	0-0	0-0
04-11-21	at Tennessee State	1	1	2	0.5-1	0.0-0	0	0-0	0-0
	Total	4	10	14	1.5-4	1.0-3	0	0-0	0-0

2021	Opponent	Solo	Ast	Total	TFL-Yds	SK-Yds	FF	FR-Yds	Int-Yds
09-18-21	at Missouri	3	1	4	0.0-0	0.0-0	0	0-0	0-0
09-25-21	Tennessee State	1	2	3	1.5-6	0.5-5	0	0-0	0-0
10-02-21	at Tennessee Tech	0	3	3	0.0-0	0.0-0	0	0-0	0-0
10-09-21	at Austin Peay	2	0	2	2.0-10	1.0-8	0	0-0	0-0
10-16-21	Murray State	0	3	3	0.0-0	0.0-0	0	0-0	0-0
11-13-21	at Murray State	1	2	3	0.0-0	0.0-0	0	0-0	0-0
11-20-21	UT Martin	0	2	2	0.5-1	0.0-0	0	0-0	0-0
	Total	7	13	20	4.0-17	1.5-13	0	0-0	0-0

2022	Opponent	Solo	Ast	Total	TFL-Yds	SK-Yds	FF	FR-Yds	Int-Yds
09-17-22	Nicholls	0	3	3	0.0-0	0.0-0	0-0	0	0-0
10-01-22	at Lindenwood	0	1	1	0.0-0	0.0-0	0-0	0	0-0
10-08-22	Tennessee Tech	0	1	1	0.0-0	0.0-0	0-0	0	0-0
11-12-22	at Eastern Illinois	2	0	2	0.0-0	0.0-0	0-0	0	0-0
	Total	2	5	7	0.0-0	0.0-0	0-0	0	0-0

Mike Matthews

2019	Opponent	Solo	Ast	Total	TFL-Yds	SK-Yds	FF	FR-Yds	Int-Yds
09-07-19	at Montana State	2	0	2	0.0-0	0.0-0	0	0-0	0-0
09-14-19	at Missouri	1	0	1	0.0-0	0.0-0	0	0-0	0-0
09-21-19	West Virginia State	1	1	2	0.0-0	0.0-0	0	0-0	0-0
10-05-19	Tennessee Tech	1	0	1	0.0-0	0.0-0	0	0-0	0-0
10-12-19	at Austin Peay	1	0	1	0.0-0	0.0-0	0	0-0	0-0
10-19-19	at Jacksonville State	1	0	1	0.0-0	0.0-0	0	0-0	0-0
10-26-19	UT Martin	2	1	3	0.0-0	0.0-0	0	0-0	0-0
11-09-19	Eastern Kentucky	4	2	6	1.0-3	0.0-0	0	0-0	0-0
11-16-19	at Eastern Illinois	4	2	6	0.0-0	0.0-0	0	0-0	0-0
11-23-19	Murray State	0	1	1	0.0-0	0.0-0	0	0-0	0-0
	Total	17	7	24	1.0-3	0.0-0	0	0-0	0-0

2020	Opponent	Solo	Ast	Total	TFL-Yds	SK-Yds	FF	FR-Yds	Int-Yds
10-30-20	at Southern Illinois	6	1	7	0.5-2	0.0-0	0	0-0	0-0
02-28-21	at Eastern Illinois	1	2	3	0.0-0	0.0-0	0	0-0	1-7

03-07-21	Murray State	2	5	7	0.0-0	0.0-0	0	0-0	0-0
03-14-21	Austin Peay	0	2	2	0.0-0	0.0-0	0	1-0	0-0
03-21-21	at Jacksonville State	5	4	9	1.0-2	0.0-0	1	0-0	0-0
03-28-21	Tennessee Tech	3	3	6	0.0-0	0.0-0	0	0-0	0-0
04-03-21	at UT Martin	0	5	5	0.5-1	0.0-0	0	0-0	0-0
04-11-21	at Tennessee State	3	3	6	0.0-0	0.0-0	0	0-0	0-0
	Total	20	25	45	2.0-5	0.0-0	1	1-0	1-7

2021	Opponent	Solo	Ast	Total	TFL-Yds	SK-Yds	FF	FR-Yds	Int-Yds
09-02-21	Southern Illinois	2	3	5	0.5-3	0.0-0	0	0-0	1-10
09-11-21	at Sam Houston	1	0	1	0.0-0	0.0-0	0	0-0	0-0
09-18-21	at Missouri	1	2	3	0.0-0	0.0-0	0	0-0	0-0
09-25-21	Tennessee State	1	4	5	1.0-1	0.0-0	0	0-0	0-0
10-02-21	at Tennessee Tech	1	0	1	0.0-0	0.0-0	0	0-0	0-0
10-09-21	at Austin Peay	0	1	1	0.0-0	0.0-0	0	0-0	0-0
10-16-21	Murray State	1	3	4	0.0-0	0.0-0	0	0-0	0-0
10-23-21	at UT Martin	1	2	3	0.0-0	0.0-0	0	0-0	0-0
10-30-21	Eastern Illinois	2	2	4	0.0-0	0.0-0	0	0-0	0-0
11-20-21	UT Martin	1	1	2	1.0-8	1.0-8	0	0-0	0-0
	Total	11	18	29	2.5-12	1.0-8	0	0-0	1-10

2022	Opponent	Solo	Ast	Total	TFL-Yds	SK-Yds	FF	FR-Yds	Int-Yds
09-03-22	at Iowa State	0	1	1	0.0-0	0.0-0	0	0-0	0-0
	Total	0	1	1	0.0-0	0.0-0	0	0-0	0-0

William McCall

2021	Opponent	Solo	Ast	Total	TFL-Yds	SK-Yds	FF	FR-Yds	Int-Yds
10-09-21	at Austin Peay	5	3	8	0.0-0	0.0-0	0	0-0	0-0
10-30-21	Eastern Illinois	3	3	6	1.0-3	0.0-0	0	0-0	0-0
11-13-21	at Murray State	3	0	3	0.0-0	0.0-0	0	0-0	0-0
11-20-21	UT Martin	0	2	2	0.0-0	0.0-0	0	0-0	0-0
	Total	11	8	19	1.0-3	0.0-0	0	0-0	0-0

2022	Opponent	Solo	Ast	Total	TFL-Yds	SK-Yds	FF	FR-Yds	Int-Yds
09-03-22	at Iowa State	8	1	9	0.0-0	0.0-0	0	0-0	0-0
09-10-22	at Southern Illinois	6	0	6	0.0-0	0.0-0	0	0-0	0-0
09-17-22	Nicholls	2	1	3	1.0-3	0.0-0	0	0-0	0-0
09-24-22	Central Arkansas	0	2	2	0.0-0	0.0-0	0	0-0	0-0
10-01-22	at Lindenwood	2	4	6	0.0-0	0.0-0	0	0-0	0-0
10-08-22	Tennessee Tech	1	4	5	0.0-0	0.0-0	0	0-0	1-0
10-22-22	at Northwestern St.	0	3	3	0.0-0	0.0-0	0	0-0	0-0
10-29-22	Eastern Kentucky	1	2	3	0.0-0	0.0-0	0	0-0	0-0
11-05-22	at Tennessee State	1	5	6	1.5-2	0.0-0	0	0-0	0-0
	Total	21	22	43	1.0-3	0.0-0	0	0-0	0-0

Jacob Morrissey

2020	Opponent	Solo	Ast	Total	TFL-Yds	SK-Yds	FF	FR-Yds	Int-Yds
10-30-20	at Southern Illinois	1	0	1	0.0-0	0.0-0	0	0-0	0-0
02-28-21	at Eastern Illinois	1	2	3	0.0-0	0.0-0	0	0-0	0-0
03-14-21	Austin Peay	0	1	1	0.0-0	0.0-0	0	0-0	0-0
03-21-21	at Jacksonville State	3	4	7	0.0-0	0.0-0	0	0-0	0-0
03-28-21	Tennessee Tech	1	3	4	0.0-0	0.0-0	0	0-0	0-0
04-03-21	at UT Martin	4	0	4	1.0-1	0.0-0	0	0-0	0-0
04-11-21	at Tennessee State	2	0	2	0.0-0	0.0-0	0	0-0	0-0
	Total	12	10	22	1.0-1	0.0-0	0	0-0	0-0

2021	Opponent	Solo	Ast	Total	TFL-Yds	SK-Yds	FF	FR-Yds	Int-Yds
09-02-21	Southern Illinois	5	3	8	1.0-5	0.0-0	0	0-0	0-0
09-11-21	at Sam Houston	4	2	6	2.0-22	2.0-22	0	0-0	0-0
09-18-21	at Missouri	2	1	3	0.0-0	0.0-0	0	0-0	0-0
09-25-21	Tennessee State	1	2	3	0.0-0	0.0-0	0	0-0	0-0
10-02-21	at Tennessee Tech	0	1	1	0.0-0	0.0-0	0	0-0	0-0
10-09-21	at Austin Peay	2	0	2	1.0-5	0.0-0	0	1-0	0-0
10-16-21	Murray State	1	2	3	0.0-0	0.0-0	0	0-0	0-0
10-23-21	at UT Martin	3	5	8	1.0-9	1.0-9	0	0-0	0-0
10-30-21	Eastern Illinois	2	4	6	0.5-2	0.0-0	0	0-0	0-0

2022 SOUTHEAST MISSOURI FOOTBALL NOTES

INDIVIDUAL GAME-BY-GAME STATISTICS



11-13-21	at Murray State	5	2	7	0.0-0	0.0-0	0	0-0	0-0
11-20-21	UT Martin	2	0	2	0.0-0	0.0-0	0	0-0	0-0
	Total	27	22	49	5.5-43	3.0-31	0	1-0	0-0
2022	Opponent	Solo	Ast	Total	TFL-Yds	SK-Yds	FF	FR-Yds	Int-Yds
09-24-22	Central Arkansas	0	1	1	0.0-0	0.0-0	0	0-0	0-0
10-01-22	at Lindenwood	2	0	2	0.0-0	0.0-0	0	0-0	0-0
10-08-22	Tennessee Tech	1	1	2	0.0-0	0.0-0	0	0-0	0-0
10-22-22	at Northwestern St.	1	3	4	0.0-0	0.0-0	0	0-0	0-0
10-29-22	Eastern Kentucky	3	0	3	0.0-0	0.0-0	0	0-0	0-0
11-05-22	at Tennessee State	1	3	4	0.5-2	0.5-2	0	0-0	0-0
11-12-22	at Eastern Illinois	0	1	1	0.0-0	0.0-0	0	0-0	0-0
	Total	8	9	17	0.5-2	0.5-2	0	0-0	0-0

Tyler Nelome

2021	Opponent	Solo	Ast	Total	TFL-Yds	SK-Yds	FF	FR-Yds	Int-Yds
02-28-21	at Eastern Illinois	0	2	2	0.0-0	0.0-0	0	0-0	0-0
09-18-21	at Missouri	9	1	10	0.0-0	0.0-0	0	0-0	0-0
10-09-21	at Austin Peay	2	0	2	0.0-0	0.0-0	0	0-0	0-0
10-23-21	at UT Martin	1	1	2	0.0-0	0.0-0	0	0-0	0-0
	Total	12	4	16	0.0-0	0.0-0	0	0-0	0-0
2022	Opponent	Solo	Ast	Total	TFL-Yds	SK-Yds	FF	FR-Yds	Int-Yds
09-10-22	at Southern Illinois	1	0	1	0.0-0	0.0-0	0	0-0	0-0
09-17-22	Nicholls	0	1	1	0.0-0	0.0-0	0	0-0	0-0
10-01-22	at Lindenwood	3	2	5	0.5-2	0.5-2	0	0-0	0-0
10-08-22	Tennessee Tech	1	1	2	0.0-0	0.0-0	0	0-0	0-0
10-22-22	at Northwestern St.	1	0	1	1.0-2	0.0-0	0	0-0	0-0
10-29-22	Eastern Kentucky	3	2	5	0.0-0	0.0-0	0	0-0	0-0
11-05-22	at Tennessee State	2	1	3	0.0-0	0.0-0	0	0-0	0-0
	Total	10	6	16	1.5-4	0.5-2	0	0-0	0-0

Bryce Norman

2021	Opponent	Solo	Ast	Total	TFL-Yds	SK-Yds	FF	FR-Yds	Int-Yds
09-02-21	Southern Illinois	0	2	2	0.5-0	0.0-0	0	0-0	0-0
09-11-21	at Sam Houston	3	5	8	2.0-5	0.0-0	0	0-0	0-0
09-18-21	at Missouri	2	0	2	0.0-0	0.0-0	0	0-0	0-0
09-25-21	Tennessee State	4	2	6	1.0-1	0.0-0	1	0-0	0-0
10-02-21	at Tennessee Tech	6	1	7	2.0-9	1.0-8	1	0-0	0-0
10-09-21	at Austin Peay	6	0	6	1.0-4	0.0-0	1	0-0	0-0
10-16-21	Murray State	2	8	10	0.5-0	0.0-0	0	0-0	0-0
10-23-21	at UT Martin	4	10	14	0.0-0	0.0-0	0	0-0	0-0
10-30-21	Eastern Illinois	2	1	3	0.5-6	0.5-6	0	0-0	0-0
11-13-21	at Murray State	2	2	4	0.0-0	0.0-0	0	0-0	0-0
11-20-21	UT Martin	1	3	4	0.0-0	0.0-0	0	0-0	0-0
	Total	32	34	66	7.5-25	1.5-14	3	0-0	0-0
2022	Opponent	Solo	Ast	Total	TFL-Yds	SK-Yds	FF	FR-Yds	Int-Yds
09-03-22	at Iowa State	3	1	4	0.0-0	0.0-0	0	0-0	0-0
09-10-22	at Southern Illinois	3	0	3	0.0-0	0.0-0	0	0-0	0-0
09-17-22	Nicholls	5	12	17	0.0-0	0.0-0	0	0-0	0-0
09-24-22	Central Arkansas	3	5	8	0.5-2	0.5-2	0	1-3	0-0
10-01-22	at Lindenwood	5	3	8	1.0-6	1.0-6	0	0-0	1-11
10-08-22	Tennessee Tech	4	8	12	0.0-0	0.0-0	0	0-0	0-0
10-22-22	at Northwestern St.	3	2	5	0.0-0	0.0-0	0	0-0	0-0
10-29-22	Eastern Kentucky	8	8	16	0.0-0	0.0-0	0	0-0	0-0
11-05-22	at Tennessee State	4	8	12	0.5-4	0.0-0	0	0-0	0-0
11-12-22	at Eastern Illinois	8	3	11	1.0-9	1.0-9	0	0-0	0-0
	Total	46	50	96	3.0-21	2.5-17	0	1-3	1-11

Antonio Taylor

2021	Opponent	Solo	Ast	Total	TFL-Yds	SK-Yds	FF	FR-Yds	Int-Yds
09-02-21	Southern Illinois	2	0	2	0.0-0	0.0-0	0	0-0	0-0
09-11-21	at Sam Houston	1	1	2	0.0-0	0.0-0	0	0-0	0-0
09-18-21	at Missouri	1	0	1	0.0-0	0.0-0	0	0-0	0-0
10-09-21	at Austin Peay	2	1	3	0.0-0	0.0-0	0	0-0	0-0
10-16-21	Murray State	1	0	1	0.0-0	0.0-0	0	0-0	0-0
10-23-21	at UT Martin	0	1	1	0.0-0	0.0-0	0	0-0	0-0
	Total	7	3	10	0.0-0	0.0-0	0	0-0	0-0
2022	Opponent	Solo	Ast	Total	TFL-Yds	SK-Yds	FF	FR-Yds	Int-Yds
10-22-22	at Northwestern St.	2	2	4	0.0-0	0.0-0	0	0-0	0-0
	Total	2	2	4	0.0-0	0.0-0	0	0-0	0-0

Dony'e Taylor

2021	Opponent	Solo	Ast	Total	TFL-Yds	SK-Yds	FF	FR-Yds	Int-Yds
09-02-21	Southern Illinois	1	0	1	0.0-0	0.0-0	0	0-0	0-0
09-11-21	at Sam Houston	3	1	4	0.0-0	0.0-0	0	0-0	0-0
09-18-21	at Missouri	1	0	1	0.0-0	0.0-0	0	0-0	0-0
09-25-21	Tennessee State	1	5	6	0.0-0	0.0-0	0	0-0	0-0
10-02-21	at Tennessee Tech	1	3	4	0.0-0	0.0-0	0	0-0	0-0
10-09-21	at Austin Peay	1	1	2	0.0-0	0.0-0	0	1-0	1-39
10-16-21	Murray State	4	5	9	0.0-0	0.0-0	0	0-0	0-0
10-23-21	at UT Martin	4	2	6	0.0-0	0.0-0	0	0-0	0-0
10-30-21	Eastern Illinois	3	2	5	0.0-0	0.0-0	0	0-0	0-0
11-13-21	at Murray State	1	2	3	0.0-0	0.0-0	0	0-0	0-0
11-20-21	UT Martin	2	3	5	0.0-0	0.0-0	0	0-0	0-0
	Total	22	24	46	0.0-0	0.0-0	0	1-0	1-39
2022	Opponent	Solo	Ast	Total	TFL-Yds	SK-Yds	FF	FR-Yds	Int-Yds
09-03-22	at Iowa State	4	1	5	0.0-0	0.0-0	0	0-0	0-0
09-17-22	Nicholls	1	0	1	0.0-0	0.0-0	0	0-0	0-0
10-22-22	at Northwestern St.	4	0	4	0.0-0	0.0-0	0	0-0	0-0
	Total	9	1	10	0.0-0	0.0-0	0	0-0	0-0

Izeal Terrell

2020	Opponent	Solo	Ast	Total	TFL-Yds	SK-Yds	FF	FR-Yds	Int-Yds
10-30-20	at Southern Illinois	0	1	1	0.0-0	0.0-0	0	0-0	0-0
02-28-21	at Eastern Illinois	2	3	5	0.0-0	0.0-0	0	0-0	1-10
03-07-21	Murray State	0	3	3	0.0-0	0.0-0	0	0-0	0-0
03-21-21	at Jacksonville State	1	3	4	0.0-0	0.0-0	0	0-0	1-8
03-28-21	Tennessee Tech	0	1	1	0.0-0	0.0-0	0	0-0	0-0
04-11-21	at Tennessee State	1	1	2	1.0-1	0.0-0	0	0-0	0-0
	Total	4	12	16	1.0-1	0.0-0	0	0-0	2-18
2021	Opponent	Solo	Ast	Total	TFL-Yds	SK-Yds	FF	FR-Yds	Int-Yds
09-02-21	Southern Illinois	1	3	4	0.5-1	0.0-0	0	0-0	0-0
09-11-21	at Sam Houston	0	1	1	0.0-0	0.0-0	0	0-0	0-0
09-18-21	at Missouri	1	0	1	0.0-0	0.0-0	0	0-0	0-0
09-25-21	Tennessee State	2	1	3	1.0-1	0.0-0	0	0-0	0-0
10-02-21	at Tennessee Tech	1	1	2	0.0-0	0.0-0	0	1-7	0-0
10-23-21	at UT Martin	0	2	2	0.0-0	0.0-0	0	0-0	0-0
10-30-21	Eastern Illinois	1	1	2	0.0-0	0.0-0	0	0-0	0-0
11-13-21	at Murray State	2	0	2	0.0-0	0.0-0	0	0-0	0-0
	Total	8	9	17	1.5-2	0.0-0	0	1-7	0-0
2022	Opponent	Solo	Ast	Total	TFL-Yds	SK-Yds	FF	FR-Yds	Int-Yds
09-17-22	Nicholls	1	0	1	0.0-0	0.0-0	0	0-0	0-0
10-01-22	at Lindenwood	0	1	1	0.5-3	0.5-3	0	0-0	0-0
10-08-22	Tennessee Tech	0	1	1	0.0-0	0.0-0	0	0-0	0-0
10-22-22	at Northwestern St.	1	2	3	0.0-0	0.0-0	0	0-0	0-0
10-29-22	Eastern Kentucky	0	1	1	0.0-0	0.0-0	0	0-0	0-0
11-05-22	at Tennessee State	0	1	1	0.0-0	0.0-0	0	0-0	0-0
	Total	2	6	8	0.5-3	0.5-3	0	0-0	0-0



2022 SOUTHEAST MISSOURI FOOTBALL NOTES

INDIVIDUAL GAME-BY-GAME STATISTICS

Latrevion Thompson

2022	Opponent	Solo	Ast	Total	TFL-Yds	SK-Yds	FF	FR-Yds	Int-Yds
09-24-22	Central Arkansas	0	1	1	0.0-0	0.0-0	0	0-0	0-0
10-01-22	at Lindenwood	3	2	5	0.5-1	0.5-1	0	0-0	0-0
10-08-22	Tennessee Tech	0	1	1	0.0-0	0.0-0	0	0-0	0-0
11-05-22	at Tennessee State	0	1	1	0.0-0	0.0-0	0	0-0	0-0
Total		3	5	8	0.5-1	0.5-1	0	0-0	0-0

Keilyn Tyus

2020	Opponent	Solo	Ast	Total	TFL-Yds	SK-Yds	FF	FR-Yds	Int-Yds
03-07-21	Murray State	1	1	2	0.0-0	0.0-0	0	0-0	0-0
03-14-21	Austin Peay	3	9	12	1.0-1	0.0-0	0	0-0	0-0
03-21-21	at Jacksonville State	1	0	1	0.0-0	0.0-0	0	0-0	0-0
Total		5	10	15	1.0-1	0.0-0	0	0-0	0-0

2021	Opponent	Solo	Ast	Total	TFL-Yds	SK-Yds	FF	FR-Yds	Int-Yds
09-11-21	at Sam Houston	0	1	1	0.0-0	0.0-0	0	0-0	0-0
09-18-21	at Missouri	4	0	4	1.0-0	0.0-0	0	0-0	0-0
10-16-21	Murray State	0	1	1	0.0-0	0.0-0	0	0-0	0-0
Total		4	2	6	1.0-0	0.0-0	0	0-0	0-0

2022	Opponent	Solo	Ast	Total	TFL-Yds	SK-Yds	FF	FR-Yds	Int-Yds
09-03-22	at Iowa State	0	1	1	0.0-0	0.0-0	0	0-0	0-0
09-17-22	Nicholls	1	4	5	0.5-5	0.5-5	0	0-0	0-0
09-24-22	Central Arkansas	1	1	2	0.5-0	0.0-0	0	0-0	0-0
10-01-22	at Lindenwood	0	1	1	0.5-1	0.5-1	0	0-0	0-0
10-08-22	Tennessee Tech	1	1	2	0.0-0	0.0-0	0	0-0	0-0
10-29-22	Eastern Kentucky	0	1	1	0.0-0	0.0-0	0	0-0	0-0
11-05-22	at Tennessee Tech	0	3	3	0.0-0	0.0-0	0	0-0	0-0
11-12-22	at Eastern Illinois	2	0	2	0.0-0	0.0-0	0	0-0	0-0
Total		5	12	17	1.5-6	1.0-6	0	0-0	0-0

Jenson Walker

2021	Opponent	Solo	Ast	Total	TFL-Yds	SK-Yds	FF	FR-Yds	Int-Yds
09-11-21	at Sam Houston	1	0	1	0.0-0	0.0-0	0	0-0	0-0
Total		1	0	1	0.0-0	0.0-0	0	0-0	0-0

2022	Opponent	Solo	Ast	Total	TFL-Yds	SK-Yds	FF	FR-Yds	Int-Yds
10-1-22	at Lindenwood	1	0	1	0.0-0	0.0-0	0	0-0	0-0
Total		1	0	1	0.0-0	0.0-0	0	0-0	0-0

Mali Walton

2021	Opponent	Solo	Ast	Total	TFL-Yds	SK-Yds	FF	FR-Yds	Int-Yds
09-18-21	at Missouri	1	0	1	0.0-0	0.0-0	0	0-0	0-0
09-25-21	Tennessee State	0	2	2	0.0-0	0.0-0	0	0-0	0-0
10-16-21	Murray State	0	1	1	0.0-0	0.0-0	0	0-0	0-0
10-23-21	at UT Martin	0	1	1	0.5-1	0.0-0	0	0-0	0-0
Total		1	4	5	0.5-1	0.0-0	0	0-0	0-0

2022	Opponent	Solo	Ast	Total	TFL-Yds	SK-Yds	FF	FR-Yds	Int-Yds
09-03-22	at Iowa State	5	3	8	0.0-0	0.0-0	0	0-0	0-0
09-10-22	at Southern Illinois	1	0	1	0.0-0	0.0-0	0	0-0	0-0
09-17-22	Nicholls	0	2	2	0.0-0	0.0-0	0	0-0	0-0
10-01-22	at Lindenwood	2	2	4	1.0-2	0.0-0	0	0-0	0-0
10-08-22	Tennessee Tech	1	4	5	0.0-0	0.0-0	0	0-0	0-0
11-12-22	at Eastern Illinois	0	0	0	0.0-0	0.0-0	0	0-0	1-0
Total		9	11	20	1.0-2	0.0-0	0	0-0	1-0

Caleb Webb

2022	Opponent	Solo	Ast	Total	TFL-Yds	SK-Yds	FF	FR-Yds	Int-Yds
11-05-22	at Tennessee State	0	1	1	0.0-0	0.0-0	0	0-0	0-0
Total		0	1	1	0.0-0	0.0-0	0	0-0	0-0

JaQori Williams

2022	Opponent	Solo	Ast	Total	TFL-Yds	SK-Yds	FF	FR-Yds	Int-Yds
09-03-22	at Iowa State	0	2	2	0.0-0	0.0-0	0	0-0	0-0
11-05-22	at Tennessee State	1	2	3	0.0-0	0.0-0	0	0-0	0-0
11-12-22	at Eastern Illinois	0	1	1	0.0-0	0.0-0	0	0-0	0-0
Total		1	5	6	0.0-0	0.0-0	0	0-0	0-0

Game-by-Game Kicking/Punting/Returns (Games with Statistics Listed Only)

Q'Nairies Anderson

2020	Opponent	KR	Yds	TD	Long	PR	Yds	TD	Long
04-03-21	at UT Martin	1	19	0	19	0	0	0	0
Total		1	19	0	19	0	0	0	0

2021	Opponent	KR	Yds	TD	Long	PR	Yds	TD	Long
09-11-21	at Sam Houston	2	47	0	24	0	0	0	0
09-25-21	Tennessee State	1	26	0	26	0	0	0	0
10-02-21	at Tennessee Tech	1	25	0	25	0	0	0	0
Total		4	98	0	26	0	0	0	0

Logan Bruns

2022	Opponent	KO	Yds	TB	FG-A	Long	PAT	Pts
11-12-22	at Eastern Illinois	6	354	0	0-0	0	0-0	0
Total		6	354	0	0-0	0	0-0	0

Austin Harpenau

2021	Opponent	KO	Yds	TB	FG-A	Long	PAT	Pts
09-02-21	Southern Illinois	0	0	0	0-0	0	1-1	1
Total		0	0	0	0-0	0	1-1	1

Zach Haynes

2020	Opponent	No	Yds	Long	Blkd	TB	50+	120
10-30-20	at Southern Illinois	3	135	50	0	0	1	2
02-28-21	at Eastern Illinois	5	201	53	0	0	1	4
03-07-21	Murray State	6	251	47	0	0	0	1
03-14-21	Austin Peay	4	141	43	1	0	0	1
03-21-21	at Jacksonville State	6	254	52	0	0	2	4
03-28-21	Tennessee Tech	4	186	49	0	1	0	0
04-03-21	at UT Martin	6	270	50	0	0	1	2
04-11-21	at Tennessee State	2	83	42	0	0	0	1
Total		36	1521	53	1	1	5	15

2021	Opponent	No	Yds	Long	Blkd	TB	50+	120
09-02-21	Southern Illinois	10	418	58	0	0	1	3
09-11-21	at Sam Houston	9	354	52	0	0	1	4
09-18-21	at Missouri	5	232	62	0	0	1	2
09-25-21	Tennessee State	3	101	38	0	0	0	1
10-02-21	at Tennessee Tech	7	288	52	0	0	1	3
10-09-21	at Austin Peay	6	246	49	0	0	0	3
10-16-21	Murray State	6	263	64	0	1	1	1
10-23-21	at UT Martin	3	118	44	0	0	0	1
10-30-21	Eastern Illinois	3	164	76	0	0	2	2
11-13-21	at Murray State	10	367	49	0	1	0	2
11-20-21	UT Martin	4	165	52	0	0	1	2
Total		66	2716	76	0	2	8	24

2022	Opponent	No	Yds	Long	Blkd	TB	50+	120
09-03-22	at Iowa State	6	236	45	0	0	0	2
09-10-22	at Southern Illinois	3	128	49	0	0	0	0
09-17-22	Nicholls	3	120	52	0	0	1	2
09-24-22	Central Arkansas	3	113	44	0	1	0	2
10-01-22	at Lindenwood	1	36	36	0	0	0	1
10-08-22	Tennessee Tech	4	155	48	0	0	0	1

2022 SOUTHEAST MISSOURI FOOTBALL NOTES

INDIVIDUAL GAME-BY-GAME STATISTICS



10-22-22	at Northwestern St.	3	110	50	0	0	0	3
10-29-22	Eastern Kentucky	1	47	47	0	0	0	1
11-05-22	at Tennessee State	4	151	46	0	0	0	2
11-12-22	at Eastern Illinois	3	120	59	1	0	1	1
	Total	31	1,216	52	1	1	2	15

Adam Krause

2019	Opponent	KO	Yds	TB	FG-A	Long	PAT	Pts
08-24-19	Southern Illinois	8	461	1	0-0	0	0-0	0
09-07-19	at Montana State	2	127	0	0-0	0	0-0	0
09-14-19	at Missouri	1	65	1	0-0	0	0-0	0
09-21-19	West Virginia State	8	501	1	0-0	0	0-0	0
10-05-19	Tennessee Tech	6	353	0	0-0	0	0-0	0
10-12-19	at Austin Peay	5	300	0	0-0	0	0-0	0
10-19-19	at Jacksonville State	5	229	0	0-0	0	0-0	0
10-26-19	UT Martin	4	225	2	0-0	0	0-0	0
11-02-19	at Tennessee State	8	395	0	0-0	0	0-0	0
11-09-19	Eastern Kentucky	7	283	1	0-0	0	0-0	0
11-16-19	at Eastern Illinois	6	342	0	0-0	0	0-0	0
11-23-19	Murray State	6	357	1	0-0	0	0-0	0
11-30-19	Illinois State	3	182	0	0-0	0	0-0	0
	Total	69	3820	7	0-0	0	0-0	0

2020	Opponent	KO	Yds	TB	FG-A	Long	PAT	Pts
10-30-20	at Southern Illinois	4	222	0	0-0	0	0-0	0
02-28-21	at Eastern Illinois	9	486	1	0-0	0	0-0	0
03-07-21	Murray State	4	239	1	0-0	0	0-0	0
03-14-21	Austin Peay	1	54	0	0-0	0	0-0	0
03-21-21	at Jacksonville State	1	65	1	0-0	0	0-0	0
03-28-21	Tennessee Tech	3	178	1	0-0	0	0-0	0
04-11-21	at Tennessee State	7	408	0	0-0	0	0-0	0
	Total	29	1652	4	0-0	0	0-0	0

2020	Punting	No	Yds	Long	Blkd	TB	50+	I20
10-30-20	at Southern Illinois	2	69	41	0	0	0	0
03-21-21	at Jacksonville State	1	50	50	0	0	1	0
	Total	3	119	50	0	0	1	0

2021	Opponent	KO	Yds	TB	FG-A	Long	PAT	Pts
09-02-21	Southern Illinois	4	179	0	0-0	0	0-0	0
09-11-21	at Sam Houston	1	65	1	0-0	0	0-0	0
09-18-21	at Missouri	3	142	0	0-0	0	0-0	0
09-25-21	Tennessee State	6	341	0	0-0	0	0-0	0
10-02-21	at Tennessee Tech	1	65	1	0-0	0	0-0	0
10-09-21	at Austin Peay	3	168	1	0-0	0	0-0	0
10-16-21	Murray State	2	111	1	0-0	0	0-0	0
10-30-21	Eastern Illinois	1	40	0	0-0	0	0-0	0
11-13-21	at Murray State	2	94	0	0-0	0	0-0	0
11-20-21	UT Martin	2	81	0	0-0	0	0-0	0
	Total	25	1286	4	0-0	0	0-0	0

2022	Opponent	KO	Yds	TB	FG-A	Long	PAT	Pts
09-03-22	at Iowa State	3	194	1	0-0	0	0-0	0
09-10-22	at Southern Illinois	2	42	0	0-0	0	0-0	0
09-17-22	Nicholls	6	329	0	0-0	0	0-0	0
10-01-22	at Lindenwood	1	55	0	0-0	0	0-0	0
10-08-22	Tennessee Tech	1	43	0	0-0	0	0-0	0
10-29-22	Eastern Kentucky	2	56	0	0-0	0	0-0	0
	Total	15	719	1	0-0	0	0-0	0

Dalyn McDonald

2022	Opponent	KR	Yds	TD	Long	PR	Yds	TD	Long
09-03-22	at Iowa State	2	32	0	18	1	-7	0	0
09-10-22	at Southern Illinois	4	87	0	26	1	1	0	1
09-17-22	Nicholls	1	20	0	20	3	24	0	11
09-24-22	Central Arkansas	5	182	1	97	1	4	0	4

10-01-22	at Lindenwood	0	0	0	0	2	10	0	10
10-08-22	Tennessee Tech	2	62	0	41	0	0	0	0
10-22-22	at Northwestern St.	0	0	0	0	1	9	0	9
10-29-22	Eastern Kentucky	2	39	0	21	1	22	0	22
11-05-22	at Tennessee State	0	0	0	0	1	4	0	4
11-12-22	at Eastern Illinois	0	0	0	0	1	27	0	27
	Total	16	422	1	97	12	84	0	27

DC Pippin

2021	Opponent	KO	Yds	TB	FG-A	Long	PAT	Pts
09-02-21	Southern Illinois	0	0	0	0-0	0	2-2	2
	Total	0	0	0	0-0	0	2-2	2
2022	Opponent	KO	Yds	TB	FG-A	Long	PAT	Pts
09-03-22	at Iowa State	0	0	0	1-2	23	1-1	4
09-10-22	at Southern Illinois	5	279	0	2-3	50	4-4	10
09-17-22	Nicholls	1	65	1	0-1	38	6-6	6
09-24-22	Central Arkansas	6	366	3	0-1	35	5-5	5
10-01-22	at Lindenwood	8	398	0	2-3	29	5-5	11
10-08-22	Tennessee Tech	6	346	1	2-2	35	4-4	10
10-22-22	at Northwestern St.	5	325	5	3-3	54	3-3	12
10-29-22	Eastern Kentucky	4	145	1	3-3	28	2-2	11
11-05-22	at Tennessee State	7	435	2	0-0	0	6-6	6
11-12-22	at Eastern Illinois	0	0	0	1-3	41	4-4	7
	Total	42	2,359	13	14-21	54	40-40	82

Keveon Robbins

2022	Opponent	KR	Yds	TD	Long	PR	Yds	TD	Long
09-03-22	at Iowa State	1	0	0	0	0	0	0	0
10-01-22	at Lindenwood	2	29	0	17	0	0	0	0
10-08-22	Tennessee Tech	1	19	0	19	0	0	0	0
	Total	4	48	0	19	0	0	0	0

Shamenski Rucker

2021	Opponent	KR	Yds	TD	Long	PR	Yds	TD	Long
09-18-21	at Missouri	1	11	0	11	0	0	0	0
	Total	1	11	0	11	0	0	0	0

Darrell Smith

2022	Opponent	KR	Yds	TD	Long	PR	Yds	TD	Long
10-08-22	Tennessee Tech	2	67	0	48	0	0	0	0
10-29-22	Eastern Kentucky	1	27	0	27	0	0	0	0
	Total	3	94	0	48	0	0	0	0

Garrett Todd

2021	Opponent	KR	Yds	TD	Long	PR	Yds	TD	Long
09-18-21	at Missouri	0	0	0	0	1	8	0	8
09-25-21	Tennessee State	1	36	0	36	4	35	0	13
10-02-21	at Tennessee Tech	2	42	0	25	0	0	0	0
10-09-21	at Austin Peay	1	22	0	22	1	16	0	16
11-13-21	at Murray State	0	0	0	0	1	8	0	8
	Total	4	100	0	36	7	67	0	16
2022	Opponent	KR	Yds	TD	Long	PR	Yds	TD	Long
11-05-22	at Tennessee State	0	0	0	0	1	9	0	9
11-12-22	at Eastern Illinois	0	0	0	0	2	5	0	6
	Total	0	0	0	0	3	14	0	9



2022 SOUTHEAST MISSOURI FOOTBALL NOTES
INDIVIDUAL GAME-BY-GAME STATISTICS

2022 SOUTHEAST MISSOURI FOOTBALL NOTES

LAST TIME IT HAPPENED



Southeast Missouri Had . . .

30 or more first downs.....	at Lindenwood, 10/1/22 (30)
400 yards rushing.....	at Northwestern State, 10/22/22 (418)
300 yards rushing.....	at Eastern Illinois, 11/12/22 (320)
200 yards rushing.....	vs. Central Arkansas, 9/24/22 (205)
400 yards passing.....	at Tennessee Tech, 10/6/18 (483)
300 yards passing.....	vs. Eastern Kentucky, 10/29/22 (375)
600 yards of total offense.....	at Northwestern State, 10/22/22 (619)
500 yards of total offense.....	vs. Eastern Kentucky, 10/29/22 (520)
90 total plays.....	at Murray State, 9/24/16 (91)
Four passes intercepted.....	at Eastern Kentucky, 9/22/18 (4)
Five pass interceptions.....	vs. Mars Hill College, 9/8/12 (5)
Five or more Turnovers.....	vs. Eastern Kentucky, 11/9/19 (5)
Four pass interceptions.....	vs. Eastern Kentucky, 10/23/10 (4)
10 penalties.....	vs. Southern Illinois, 9/2/21 (15)
100 yards in penalties.....	at Iowa State, 9/3/22 (100)
70 or more points.....	at Tennessee Tech, 10/6/18 (70)
99-yard scoring drive.....	vs. Murray State, 10/2/15 (12 plays, 99 yards, 2nd Qtr)
90-yard scoring drive.....	vs. Austin Peay, 3/14/21 (93)
7 Takeaways.....	vs. Southern Illinois, 9/12/15
6 or more Sacks.....	6, vs. Murray State, 11/18/17
5 Sacks.....	5, at Lindenwood, 10/1/22

Southeast Missouri Held Its Opponent To . . .

Less than 10 first downs.....	at Eastern Illinois, 11/12/22 (6)
10 first downs.....	vs. Jacksonville State, 11/17/07 (10)
Zero yards rushing.....	at Tennessee State, 11/19/94
Negative yards rushing.....	vs. Murray State, 11/18/17 (-9)
Under 30 yards rushing.....	vs. Central Arkansas, 9/24/22 (16)
100 yards rushing or less.....	at Eastern Illinois, 11/12/22 (79)
Zero passing yards.....	at Eastern Illinois, 10/13/01
No pass completions.....	at Eastern Illinois, 10/13/01
No pass attempts.....	at Eastern Illinois, 10/13/01
Under 30 yards passing.....	at Eastern Illinois, 11/12/22 (21)
150 yards or less of total offense.....	at Eastern Illinois, 11/12/22 (100)
200 yards or less of total offense.....	vs. Tennessee Tech, 10/14/17 (195)
No touchdowns.....	at Tennessee State, 11/5/22

Southeast Missouri . . .

Had two passers throw for 100 yards.....	vs. Jacksonville State, 9/24/05 (Kevin Ballatore 195 yds & Mike Haley 160 yds)
Had two passers complete 10 passes.....	vs. Jacksonville State, 9/24/05 (Kevin Ballatore 22 yds & Mike Haley 14 yds)
Had two rushers run for 100 yards.....	at Southern Illinois, 10/30/20 (Geno Hess 128 yds & Andrew Bunch 115 yds)
Had two receivers over 100 receiving yards.....	at Southern Illinois, 9/10/22 (Ryan Flournoy, 145 yds; Johnny King, 125 yds)
Had a quarterback rush for 100 yards.....	at Southern Illinois, 10/30/20 (Andrew Bunch, 115 yds)
Had a quarterback rush for 200 yards.....	vs. Jacksonville State, 11/12/11 (Matt Scheible 209 yds)
Had three receivers catch five passes.....	vs. Tennessee Tech, 10/8/22 (Damoriea Vick, Ryan Flournoy, Johnny King)
Had a 100-yard rusher and a 100-yard receiver.....	at Tennessee State, 11/2/19 (Geno Hess, 156 yds, Kristian Wilkerson, 111 yds)
Had a 300-yard passer, 100-yard receiver and 100-yard rusher.....	at Lindenwood, 10/1/22 (Paxton DeLaurent, 312 yds; Johnny King, 126 yds; Geno Hess, 276 yds)
Had a 300-yard rusher.....	at Southern Illinois, 9/15/18 (Marquis Terry, 311)
Returned a punt for a touchdown.....	vs. Nicholls, 9/17/22 (Garrett Todd, 29 yds)
Returned a kickoff for a touchdown.....	vs. Central Arkansas, 9/24/22 (Dalyn McDonald, 97 yds)
Returned an interception for a touchdown.....	vs. Southern Illinois, 9/2/21 (Mike Matthews, 10 yds)
Returned two interceptions for touchdowns.....	vs. Tennessee Tech, 9/22/12 (Darrick Borum 41 yds & Branden Spann 100 yds)
Returned a fumble for a touchdown.....	vs. Central Arkansas, 9/24/22 (Bryce Norman, 3 yds)
Returned a blocked field goal for a TD.....	vs. Jacksonville State, 10/20/18 (Knighten, 85 yds)
Blocked a punt.....	vs. Nicholls, 9/17/22 (Christian Fuhrman)
Blocked a punt for a touchdown.....	at Tennessee State, 4/11/21 (Zack Smith blocked and recovered)
Blocked an opponent's field goal attempt.....	vs. Southern Illinois, 9/2/21 (Bryson Donnell)

Had a punt blocked.....	at Eastern Illinois, 11/12/22
Had punt blocked for a touchdown.....	at Missouri, 9/5/15 (Brothers blocked the punt, Aarion Penton recovered)
Had a kickoff returned for a touchdown.....	at Murray State (Malik Honeycutt, 79 yds), 11/10/18
Had a punt returned for a touchdown.....	at Murray State (Walter Powell, 100 yds), 11/17/12
Had an interception returned for a touchdown.....	vs. Murray State, 3/7/21 (Marcis Floyd, 22 yds)
Had a fumble returned for a touchdown.....	at Southern Illinois, 9/10/16 (James Ceasar, 47 yds)
Missed a PAT kick.....	at Tennessee State, 4/11/21
Had a PAT kick blocked.....	at Austin Peay, 10/9/21
Blocked an opponent's PAT kick.....	Steven Lewis vs. Nicholls, 9/17/22
A successful 2-point conversion.....	vs. UT Martin, 11/21/15 (Logan Larson pass from Dante Vandeven)
Had a field goal attempt blocked.....	at Iowa State, 9/3/22
Recovered an onside kick.....	at Northwestern State, 10/22/22
Shutout an opponent.....	at Tennessee State, 11/5/22
Was shut out.....	at Missouri (50-0), 9/7/19
Played an overtime game.....	vs. Austin Peay, 3/14/21 (L, 42-49, 2OT)
Scored a safety.....	at Tennessee State, 4/11/21
Gave up a safety.....	vs. Southern Illinois, 9/21/13
Had no turnovers.....	at Northwestern State, 10/22/22
Beat a nationally-ranked opponent.....	at #17 Southern Illinois, 9/10/22
Was ranked in Top-25 of FCS Coaches or STATS Media Polls.....	#19, 11/7/22
Ended the year ranked in the Top-25 of FCS Coaches or Sports Network Polls.....	2019

A Southeast Missouri Player . . .

Rushed 30 times.....	Geno Hess (30) at Eastern Illinois, 11/12/22
Rushed 25 times.....	Shamenski Rucker (28) vs. UT Martin, 11/20/21
Rushed for 300 Yards.....	Marquis Terry (311) at Southern Illinois, 9/15/18
Rushed for 250 yards.....	Geno Hess (276) at Lindenwood, 10/1/22
Rushed for 200 yards.....	Geno Hess (207) at Northwestern State, 10/22/22
Rushed for 150 yards.....	Geno Hess (198) at Eastern Illinois, 11/12/22
Rushed for 100 yards.....	Geno Hess (136) at Tennessee State, 11/5/22
Passed for 400 yards.....	Andrew Goodenough (407) vs. Jacksonville State, 11/22/03
Passed for 300 yards.....	Paxton DeLaurent (375) vs. Eastern Kentucky, 10/29/22
Attempted 50 passes.....	Mike Haley (61) at Kent State, 9/10/05
Attempted 40 passes.....	Paxton DeLaurent (46) vs. Eastern Kentucky, 10/29/22
Attempted 30 passes.....	Paxton DeLaurent (33) vs. Tennessee Tech, 10/8/22
Completed 30 passes.....	Paxton DeLaurent (33) at Southern Illinois, 9/10/22
Completed 20 passes.....	Paxton DeLaurent (27) vs. Eastern Kentucky, 10/29/22
Passed for four or more touchdowns.....	Paxton DeLaurent (4) at Southern Illinois, 9/10/22
Threw three or more interceptions.....	Dante Vandeven (3) vs. UT Martin, 11/21/15
Had 400 yards of total offense.....	Paxton DeLaurent (375 passing; 45 rushing) vs. Eastern Ky, 10/29/22
Had 300 yards of total offense.....	Paxton DeLaurent (334) at Lindenwood, 10/1/22
Had 100 yards rushing and 100 yards passing.....	Kyle Snyder (116 rushing; 245 passing) at Eastern Kentucky, 10/25/14
Had 400 All-Purpose Yards.....	Marquis Terry (438) at Southern Illinois, 9/15/18
Had 300 All-Purpose Yards.....	Henry Harris (314) at Austin Peay, 10/16/10
Had 250 All-Purpose Yards.....	Geno Hess (290) at Lindenwood, 10/1/22
Had 200 All-Purpose Yards.....	Geno Hess (207) at Northwestern State, 10/22/22
Caught 10 passes.....	Johnny King (14); Ryan Flournoy (10) at Southern Illinois, 9/10/22
Caught nine passes.....	Damoriea Vick vs. Tennessee Tech, 10/8/22
Had 200 receiving yards.....	Ryan Flournoy (256) vs. Eastern Kentucky, 10/29/22
Had 100 receiving yards.....	Ryan Flournoy (101) vs. Tennessee Tech, 10/8/22
Scored 10 or more points kicking.....	DC Pippin (11) vs. Eastern Kentucky, 10/29/22
Scored four touchdowns rushing.....	Geno Hess at Lindenwood, 10/1/22
Scored three touchdowns rushing.....	Geno Hess at Eastern Illinois, 11/12/22
Scored two touchdowns rushing.....	Geno Hess vs. Murray State, 10/16/21
Scored three touchdowns receiving.....	Kristian Wilkerson vs. Tennessee State, 11/3/18
Scored two touchdowns receiving.....	Ryan Flournoy vs. Tennessee Tech, 10/8/22
Intercepted three passes.....	Eddie Calvin vs. Southwest Baptist, 8/28/08
Intercepted two passes.....	Trai Hodges, at Murray State, 11/13/21
Recovered two fumbles.....	Maurice Lyles vs. Eastern Illinois, 9/19/09
Had a 70-yard punt.....	Zach Haynes (76) vs. Eastern Illinois, 10/30/21
Kicked a 45-yard field goal.....	DC Pippin (45) at Southern Illinois, 9/10/22
Kicked a 50-yard field goal.....	DC Pippin (50) at Southern Illinois, 9/10/22
Kicked three field goals in a game.....	DC Pippin vs. Eastern Kentucky, 10/29/22
Kicked four field goals in a game.....	Kenny Doak vs. Tennessee State, 9/25/21



2022 SOUTHEAST MISSOURI FOOTBALL NOTES

PERFORMANCE LISTS

100-Yard Rushing Games (Since 1969)

Date	Player	Yards	Opponent	Date	Player	Yards	Opponent
Nov. 8, 1969	Al Holmes	254	vs. Truman State	Oct. 28, 1989	Brian Lattimore	110	vs. Missouri Western
Oct. 3, 1970	Richard Attig	111	vs. Evansville	Nov. 4, 1989	Brian Lattimore	133	at Central Missouri
Oct. 10, 1970	Eddie Moss	144	vs. Missouri State	Sept. 1, 1990	Steve Jones	101	vs. Southwest Baptist
Oct. 24, 1970	Richard Attig	145	at Bradley	Sept. 8, 1990	Steve Jones	103	at Missouri Southern
Oct. 31, 1970	Al Holmes	101	vs. Lincoln	Oct. 6, 1990	Percy Johnson	131	vs. Missouri S&T
Nov. 7, 1970	Richard Attig	109	at Northwest Missouri	Sept. 3, 1992	Kelvin Anderson	222	vs. Murray State
Nov. 14, 1970	Richard Attig	143	at Missouri S&T	Sept. 12, 1992	Kelvin Anderson	127	at Southern Illinois
Oct. 9, 1971	Art Miller	157	at Missouri State	Sept. 26, 1992	Kelvin Anderson	161	vs. Austin Peay
Nov. 13, 1971	Eddie Moss	157	vs. Missouri S&T	Oct. 3, 1992	Kelvin Anderson	124	at Eastern Kentucky
Sept. 16, 1972	Richard Attig	175	at Missouri Southern	Oct. 10, 1992	Kelvin Anderson	125	at Tennessee Tech
Oct. 7, 1972	Richard Attig	157	vs. Missouri State	Oct. 31, 1992	Kelvin Anderson	207	vs. UT Martin
Oct. 28, 1972	John Gabrisch	124	vs. Lincoln	Nov. 14, 1992	Kelvin Anderson	180	vs. Illinois State
Oct. 28, 1972	Richard Attig	137	vs. Lincoln	Oct. 2, 1993	Kelvin Anderson	101	vs. Morehead State
Sept. 29, 1973	John Gabrisch	102	at Evansville	Oct. 30, 1993	Kelvin Anderson	196	at Austin Peay
Oct. 6, 1973	Richard Attig	100	at Missouri State	Nov. 6, 1993	Shane Kennedy	109	vs. Eastern Kentucky
Nov. 10, 1973	Richard Attig	120	vs. Missouri S&T	Nov. 13, 1993	Kelvin Anderson	187	vs. Kentucky State
Oct. 19, 1974	Anthony Wallace	127	vs. Missouri State	Nov. 20, 1993	Kelvin Anderson	126	vs. Tennessee State
Oct. 26, 1974	Bobby Everage	177	at Missouri Western	Sept. 24, 1994	Kelvin Anderson	112	vs. UT Martin
Nov. 2, 1974	Anthony Wallace	128	at Northwest Missouri	Oct. 1, 1994	Kelvin Anderson	131	at Morehead State
Oct. 25, 1975	Jack Gokin	188	vs. Missouri Western	Oct. 15, 1994	Kelvin Anderson	132	at Southern Illinois
Oct. 2, 1976	Jack Gokin	107	vs. Arkansas Tech	Sept. 23, 1995	Dione Tyler	149	at Austin Peay
Oct. 9, 1976	Jack Gokin	119	vs. Central Missouri	Oct. 7, 1995	Dione Tyler	100	vs. Tennessee Tech
Sept. 24, 1977	Jack Gokin	130	at Evansville	Oct. 28, 1995	Dione Tyler	144	at UT Martin
Oct. 8, 1977	Jack Gokin	145	at Central Missouri	Nov. 4, 1995	Stanley Parker	130	vs. Morehead State
Oct. 15, 1977	Jack Gokin	117	vs. Northwest Missouri	Nov. 18, 1995	Dione Tyler	169	vs. Tennessee State
Oct. 15, 1977	Bill White	144	vs. Northwest Missouri	Oct. 12, 1996	Britt Mirgaux	102	at Tennessee Tech
Sept. 30, 1978	Doug Beard	125	vs. Arkansas Tech	Nov. 2, 1996	Britt Mirgaux	103	vs. UT Martin
Nov. 11, 1978	Bill White	106	at Northwest Missouri	Aug. 30, 1997	Riki Smith	112	vs. Lambuth
Nov. 11, 1978	Mike Wieser	186	at Northwest Missouri	Nov. 1, 1997	Aaron Layne	127	at Austin Peay
Oct. 27, 1979	Ernest Edwards	190	at Lincoln	Nov. 22, 1997	Corey Williams	136	vs. Tennessee State
Nov. 10, 1979	Ernest Edwards	142	vs. Northwest Missouri	Oct. 31, 1998	Corey Williams	185	vs. Middle Tennessee
Sept. 20, 1980	Keith Hubbard	112	vs. Evansville	Sept. 18, 1999	Mike Gross	104	at Murray State
Sept. 20, 1980	Marlon Lee	116	vs. Evansville	Nov. 6, 1999	Broderick Benson	125	vs. Eastern Illinois
Oct. 4, 1980	Ernest Edwards	138	vs. Missouri State	Nov. 13, 1999	Rashad West	135	vs. Tennessee State
Oct. 25, 1980	Ernest Edwards	146	vs. Lincoln	Sept. 1, 2001	Curtis Cooper	129	at Eastern Michigan
Oct. 9, 1982	Jim Prestwood	100	at Truman State	Sept. 15, 2001	Curtis Cooper	194	vs. Missouri State
Oct. 23, 1982	Ed Wachter	126	vs. Lincoln	Sept. 29, 2001	Curtis Cooper	146	at Tennessee State
Oct. 30, 1982	Jim Prestwood	105	at Northwest Missouri	Oct. 6, 2001	Curtis Cooper	216	vs. UT Martin
Oct. 8, 1983	Audwin Hudson	108	vs. Truman State	Nov. 11, 2001	Curtis Cooper	129	vs. Quincy
Oct. 22, 1983	Marvin Johnson	131	at Lincoln	Aug. 29, 2002	Corey Kinsey	180	vs. Arkansas-Monticello
Sept. 8, 1984	Brian Brumley	111	vs. Central Arkansas	Sept. 7, 2002	Corey Kinsey	132	at Southern Illinois
Sept. 14, 1985	Anthony Jackson	104	at Central Arkansas	Sept. 14, 2002	Keiki Misipeka	126	at Eastern Michigan
Oct. 12, 1985	Anthony Jackson	135	vs. Abilene Christian	Sept. 21, 2002	Corey Kinsey	108	at Missouri State
Nov. 9, 1985	Anthony Jackson	117	at Lincoln	Sept. 28, 2002	Keiki Misipeka	144	at Middle Tennessee
Nov. 9, 1985	Brian Lattimore	163	at Lincoln	Oct. 26, 2002	Keiki Misipeka	100	at Murray State
Sept. 20, 1986	Anthony Jackson	191	at UT Martin	Oct. 26, 2002	Corey Kinsey	103	at Murray State
Oct. 18, 1986	Anthony Jackson	147	at Missouri S&T	Nov. 9, 2002	Corey Kinsey	102	at Eastern Kentucky
Nov. 15, 1986	Anthony Jackson	182	vs. Lincoln	Nov. 16, 2002	Corey Kinsey	101	vs. Samford
Sept. 5, 1987	Trent Lane	155	vs. Troy	Sept. 20, 2003	David Taufou	107	vs. UT Martin
Sept. 26, 1987	Brian Lattimore	132	at Delta State	Nov. 8, 2003	Jamel Oliver	186	vs. Tennessee State
Oct. 3, 1987	Percy Johnson	101	vs. Northwest Missouri	Oct. 30, 2004	David Taufou	127	vs. UT Martin
Nov. 7, 1987	Trent Lane	110	vs. Missouri S&T	Oct. 22, 2005	Timmy Holloman	155	at Eastern Kentucky
Sept. 3, 1988	Trent Lane	131	at Troy	Nov. 21, 2005	Timmy Holloman	181	vs. Murray State
Oct. 22, 1988	Brian Lattimore	101	vs. Missouri S&T	Sept. 9, 2006	John Radney	116	vs. Missouri S&T
Oct. 29, 1988	Brian Lattimore	104	at Grand Valley State	Sept. 9, 2006	Timmy Holloman	149	vs. Missouri S&T
Nov. 5, 1988	Brian Lattimore	151	at Northwest Missouri	Oct. 28, 2006	Timmy Holloman	212	at Murray State
Sept. 9, 1989	Brian Lattimore	115	vs. Missouri Southern	Aug. 30, 2007	Victor Anderson	118	at Cincinnati
Sept. 23, 1989	Brian Lattimore	241	at Northwest Missouri	Sept. 8, 2007	Timmy Holloman	203	vs. Southwest Baptist
				Sept. 15, 2007	Timmy Holloman	141	vs. Indiana State
				Sept. 22, 2007	Timmy Holloman	170	at Samford
				Sept. 29, 2007	Timmy Holloman	133	vs. Eastern Illinois



Oct. 25, 2007	Mike Jones	131	vs. Murray State	Sept. 8, 2018	Marquis Terry	202	vs. Dayton
Nov. 17, 2007	Elton Peterson	120	vs. Jacksonville State	Sept. 15, 2018	Marquis Terry	311	at Southern Illinois
Sept. 27, 2008	Henry Harris	110	at Indiana State	Oct. 20, 2018	Marquis Terry	101	vs. Jacksonville State
Nov. 1, 2008	Timmy Holloman	107	vs. Eastern Kentucky	Oct. 27, 2018	Marquis Terry	123	at UT Martin
Sept. 26, 2009	Mike Jones	101	at UT Martin	Nov. 3, 2018	Marquis Terry	107	vs. Tennessee State
Nov. 14, 2009	Mike Jones	113	vs. Murray State	Nov. 10, 2018	Marquis Terry	120	at Murray State
Sept. 11, 2010	Henry Harris	113	at Murray State	Oct. 5, 2019	Zion Custis	117	vs. Tennessee Tech
Sept. 11, 2010	Matt Scheible	134	at Murray State	Nov. 2, 2019	Geno Hess	156	at Tennessee State
Sept. 18, 2010	Henry Harris	142	at Southern Illinois	Oct. 30, 2020	Geno Hess	128	at Southern Illinois
Sept. 25, 2010	Henry Harris	196	vs. Tennessee Tech	Oct. 30, 2020	Andrew Bunch	115	at Southern Illinois
Oct. 2, 2010	Henry Harris	179	at Eastern Illinois	Mar. 14, 2021	Geno Hess	115	vs. Austin Peay
Oct. 9, 2010	Matt Scheible	128	vs. Tennessee State	Sept. 2, 2021	Geno Hess	104	vs. Southern Illinois
Oct. 9, 2010	Henry Harris	188	vs. Tennessee State	Sept. 25, 2021	Geno Hess	205	vs. Tennessee State
Oct. 16, 2010	Matt Scheible	116	at Austin Peay	Oct. 9, 2021	Geno Hess	116	at Austin Peay
Oct. 16, 2010	Henry Harris	152	at Austin Peay	Oct. 16, 2021	Geno Hess	176	vs. Murray State
Oct. 23, 2010	Henry Harris	109	vs. Eastern Kentucky	Oct. 23, 2021	Geno Hess	137	at UT Martin
Nov. 6, 2010	Henry Harris	293	vs. Southwest Baptist	Oct. 30, 2021	Geno Hess	107	vs. Eastern Illinois
Nov. 13, 2010	Henry Harris	134	at Jacksonville State	Nov. 13, 2021	Geno Hess	111	at Murray State
Dec. 4, 2010	Henry Harris	108	at Eastern Washington	Nov. 20, 2021	Shamenski Rucker	110	vs. UT Martin
Sept. 24, 2011	Levi Terrell	154	at Tennessee Tech	Sept. 24, 2022	Geno Hess	123	vs. Central Arkansas
Oct. 1, 2011	Levi Terrell	106	vs. Eastern Illinois	Oct. 1, 2022	Geno Hess	276	at Lindenwood
Oct. 1, 2011	Matt Scheible	161	vs. Eastern Illinois	Oct. 22, 2022	Geno Hess	207	at Northwestern State
Nov. 5, 2011	Matt Scheible	112	vs. Central Methodist	Nov. 5, 2022	Geno Hess	136	at Tennessee State
Nov. 12, 2011	Matt Scheible	209	vs. Jacksonville State	Nov. 12, 2022	Geno Hess	198	at Eastern Illinois
Sept. 8, 2012	Levi Terrell	128	vs. Mars Hill College	100-Yard Receiving Games (Since 1969)			
Sept. 22, 2012	Levi Terrell	171	vs. Tennessee Tech	<u>Date</u>	<u>Player</u>	<u>Yards</u>	<u>Opponent</u>
Sept. 29, 2012	Levi Terrell	146	at Jacksonville State	Oct. 4, 1969	Art Miller	211	at Evansville
Oct. 13, 2012	Scott Lathrop	145	vs. Tennessee State	Oct. 24, 1970	Art Miller	134	at Bradley
Oct. 13, 2012	Levi Terrell	110	vs. Tennessee State	Nov. 11, 1972	David Newberry	106	at Missouri S&T
Oct. 20, 2012	Levi Terrell	144	vs. UT Martin	Nov. 18, 1972	David Newberry	116	vs. Central Missouri
Oct. 27, 2012	Levi Terrell	137	at Austin Peay	Sept. 15, 1973	Ed Slaughter	125	vs. Missouri Southern
Oct. 27, 2012	Scott Lathrop	179	at Austin Peay	Sept. 29, 1973	Ed Slaughter	173	at Evansville
Nov. 10, 2012	Scott Lathrop	102	at Eastern Illinois	Oct. 13, 1973	Ed Slaughter	138	vs. Truman State
Nov. 17, 2012	Scott Lathrop	119	at Murray State	Nov. 9, 1974	Carl Gross	144	vs. Central Missouri
Nov. 17, 2012	Levi Terrell	215	at Murray State	Oct. 25, 1975	Terry Slattery	104	vs. Missouri Western
Oct. 5, 2013	Lewis Washington	101	at Tennessee State	Nov. 19, 1977	Michael Tindall	118	at Lincoln
Oct. 19, 2013	DeMichael Jackson	126	at Eastern Illinois	Oct. 4, 1980	Doug Beard	152	vs. Missouri State
Nov. 2, 2013	DeMichael Jackson	112	vs. Urbana	Nov. 8, 1980	Doug Beard	136	at Missouri S&T
Nov. 9, 2013	DeMichael Jackson	104	vs. Tennessee Tech	Sept. 24, 1983	Marvin Johnson	111	at Delta State
Nov. 16, 2013	DeMichael Jackson	140	at Austin Peay	Oct. 8, 1983	David Stewart	109	vs. Truman State
Oct. 4, 2014	Lennies McFerrer	115	vs. Tennessee State	Sept. 8, 1984	David Jackson	112	vs. Central Arkansas
Oct. 11, 2014	DeMichael Jackson	104	at Murray State	Sept. 15, 1984	Gregg Parker	105	at Murray State
Oct. 25, 2014	Kyle Snyder	116	at Eastern Kentucky	Oct. 27, 1984	David Jackson	117	at Northwest Missouri
Nov. 8, 2014	DeMichael Jackson	172	at Tennessee Tech	Nov. 10, 1984	David Jackson	165	vs. Lincoln
Nov. 15, 2014	DeMichael Jackson	122	vs. Austin Peay	Oct. 26, 1985	David Jackson	181	vs. Northwest Missouri
Sept. 12, 2015	DeMichael Jackson	186	vs. Southern Illinois	Nov. 16, 1985	Ralph Jefferson	103	vs. Truman State
Sept. 19, 2015	Tremane McCullough	114	at Indiana State	Nov. 16, 1985	Rick Aeilts	107	vs. Truman State
Sept. 26, 2015	Tremane McCullough	166	vs. Shorter	Sept. 19, 1987	Lorenzo Gathers	112	vs. UT Martin
Oct. 3, 2015	Tremane McCullough	220	vs. Murray State	Oct. 24, 1987	Lorenzo Gathers	131	at Southwest Baptist
Oct. 31, 2015	Tremane McCullough	138	vs. Tennessee Tech	Sept. 10, 1988	Lorenzo Gathers	130	vs. Murray State
Nov. 7, 2015	Tremane McCullough	150	at Austin Peay	Oct. 8, 1988	Rick Aeilts	102	at Truman State
Nov. 21, 2015	Tremane McCullough	101	vs. UT Martin	Oct. 22, 1988	Lorenzo Gathers	162	vs. Missouri S&T
Sept. 3, 2016	Will Young	114	at Memphis	Nov. 12, 1988	Rick Aeilts	119	vs. Southwest Baptist
Sept. 10, 2016	Will Young	100	at Southern Illinois	Sept. 16, 1989	Farron Harley	103	vs. Mississippi College
Oct. 22, 2016	Will Young	102	at Tennessee Tech	Sept. 30, 1989	Farron Harley	139	vs. Pittsburg State
Oct. 29, 2016	Will Young	154	vs. Austin Peay	Oct. 21, 1989	Darrell Philon	157	at Truman State
Sept. 9, 2017	Marquis Terry	111	at Dayton	Nov. 4, 1989	Darrell Philon	108	at Central Missouri
Sept. 30, 2017	Marquis Terry	184	vs. Eastern Kentucky	Nov. 11, 1989	Farron Harley	178	vs. Lincoln
Oct. 14, 2017	Cameron Sanders	102	vs. Tennessee Tech	Sept. 29, 1990	Ches Salyer	119	at Pittsburg State
Nov. 4, 2017	Marquis Terry	154	vs. UT Martin				
Nov. 11, 2017	Marquis Terry	116	at Tennessee State				



2022 SOUTHEAST MISSOURI FOOTBALL NOTES

PERFORMANCE LISTS

Oct. 13, 1990	Darrell Philon	142	at Washburn	Nov. 2, 2013	Peter Lloyd	109	vs. Urbana
Oct. 27, 1990	Ches Salyer	116	at Missouri Western	Sept. 6, 2014	Paul McRoberts	173	at Kansas
Nov. 3, 1990	Ches Salyer	139	vs. Central Missouri	Sept. 27, 2014	Peter Lloyd	179	at UT Martin
Aug. 31, 1991	Darrell Philon	160	vs. Southern Illinois	Oct. 25, 2014	Peter Lloyd	104	at Eastern Kentucky
Sept. 28, 1991	Darrell Philon	109	at Austin Peay	Nov. 15, 2014	Paul McRoberts	117	vs. Austin Peay
Oct. 12, 1991	Aaron Layton	101	vs. Tennessee Tech	Nov. 15, 2014	Spencer Davis	102	vs. Austin Peay
Oct. 19, 1991	Darrell Philon	119	vs. Tennessee State	Nov. 22, 2014	Paul McRoberts	135	vs. Jacksonville State
Oct. 24, 1992	Aaron Layton	158	vs. Middle Tennessee	Sept. 19, 2015	Paul McRoberts	100	at Indiana State
Nov. 7, 1992	Aaron Layton	144	at Morehead State	Oct. 3, 2015	Paul McRoberts	169	vs. Murray State
Nov. 14, 1992	Aaron Layton	153	vs. Illinois State	Oct. 10, 2015	Paul McRoberts	132	at Eastern Illinois
Nov. 21, 1992	Glenn Krupa	117	at Tennessee State	Nov. 14, 2015	Tremane McCullough	104	at Jacksonville State
Oct. 7, 1995	Renaldo Lampkins	116	vs. Tennessee Tech	Nov. 21, 2015	Paul McRoberts	127	vs. UT Martin
Nov. 15, 1997	Mitch Fryer	125	vs. Southern Illinois	Sept. 10, 2016	Adrian Davis	103	at Southern Illinois
Oct. 30, 1999	John Borne	118	at UT Martin	Oct. 8, 2016	Tremane McCullough	103	at Eastern Kentucky
Nov. 13, 1999	John Borne	106	vs. Tennessee State	Oct. 22, 2016	Kristian Wilkerson	116	at Tennessee Tech
Sept. 9, 2000	Leslie Weaver	153	at Southern Illinois	Nov. 12, 2016	Kristian Wilkerson	131	at UT Martin
Nov. 18, 2000	Leslie Weaver	126	at Tennessee State	Sept. 9, 2017	Trevon Billington	135	at Dayton
Sept. 1, 2001	Willie Ponder	120	at Eastern Michigan	Sept. 23, 2017	Kristian Wilkerson	134	at Eastern Illinois
Sept. 8, 2001	Willie Ponder	121	at Southern Illinois	Oct. 14, 2017	Kristian Wilkerson	109	vs. Tennessee Tech
Sept. 8, 2001	Adrian Sanders	190	at Southern Illinois	Sept. 8, 2018	Zack Smith	122	vs. Dayton
Sept. 15, 2001	Willie Ponder	170	vs. Missouri State	Oct. 6, 2018	Jerrick Orr	121	at Tennessee Tech
Sept. 22, 2001	Willie Ponder	175	at Illinois State	Oct. 6, 2018	Colby Cornett	115	at Tennessee Tech
Sept. 29, 2001	Willie Ponder	108	at Tennessee State	Oct. 13, 2018	Jerrick Orr	163	vs. Austin Peay
Oct. 20, 2001	Willie Ponder	110	vs. Murray State	Oct. 27, 2018	Kristian Wilkerson	263	at UT Martin
Nov. 10, 2001	Adrian Sanders	103	vs. Quincy	Nov. 3, 2018	Kristian Wilkerson	129	vs. Tennessee State
Nov. 10, 2001	Willie Ponder	106	vs. Quincy	Aug. 29, 2019	Kristian Wilkerson	146	vs. Southern Illinois
Aug. 29, 2002	Willie Ponder	103	vs. Arkansas-Monticello	Oct. 5, 2019	Kristian Wilkerson	124	vs. Tennessee Tech
Sept. 7, 2002	Willie Ponder	101	at Southern Illinois	Oct. 12, 2019	Kristian Wilkerson	122	at Austin Peay
Sept. 14, 2002	Chris NesSmith	114	at Eastern Michigan	Oct. 19, 2019	Kristian Wilkerson	129	at Jacksonville State
Sept. 14, 2002	Willie Ponder	121	at Eastern Michigan	Oct. 26, 2019	Aaron Alston	101	vs. UT Martin
Sept. 21, 2002	Willie Ponder	137	at Missouri State	Nov. 2, 2019	Kristian Wilkerson	111	at Tennessee State
Oct. 5, 2002	Tarik Simpson	103	vs. Tennessee State	Nov. 9, 2019	Kristian Wilkerson	254	Eastern Kentucky
Oct. 5, 2002	Willie Ponder	121	vs. Tennessee State	Feb. 28, 2021	Johnny King	115	at Eastern Illinois
Oct. 12, 2002	Willie Ponder	104	at UT Martin	Mar. 28, 2021	Zack Smith	173	vs. Tennessee Tech
Oct. 12, 2002	Tarik Simpson	118	at UT Martin	Sept. 10, 2022	Ryan Flournoy	145	at Southern Illinois
Oct. 19, 2002	Willie Ponder	153	vs. Eastern Illinois	Sept. 10, 2022	Johnny King	125	at Southern Illinois
Nov. 9, 2002	Willie Ponder	185	at Eastern Kentucky	Oct. 1, 2022	Johnny King	126	at Lindenwood
Nov. 16, 2002	Tarik Simpson	115	vs. Samford	Oct. 8, 2022	Ryan Flournoy	101	vs. Tennessee Tech
Nov. 16, 2002	Willie Ponder	195	vs. Samford	Oct. 29, 2022	Ryan Flournoy	256	vs. Eastern Kentucky
Sept. 20, 2003	Jamel Oliver	110	vs. Missouri State	250-Yard Passing Games (Since 1973)			
Sept. 27, 2003	Anthony Gilliam	104	at Samford	<u>Date</u>	<u>Player</u>	<u>Yards</u>	<u>Opponent</u>
Oct. 4, 2003	Ray Goodson	108	vs. Eastern Illinois	Oct. 13, 1973	Lance Brune	301	vs. Truman State
Oct. 18, 2003	Brandon Amick	111	at Eastern Kentucky	Nov. 17, 1973	Lance Brune	271	at Central Missouri
Nov. 22, 2003	Brandon Amick	156	vs. Jacksonville State	Sept. 1, 1979	Joe Young	253	vs. Murray State
Sept. 11, 2004	Brian Matthews	115	at Bowling Green	Oct. 4, 1980	Joe Young	323	vs. Missouri State
Sept. 18, 2004	Ray Goodson	104	at Central Michigan	Oct. 16, 1982	Jim Prestwood	282	vs. Northern Iowa
Oct. 2, 2004	T.J. Milcic	145	at Eastern Illinois	Sept. 24, 1983	Jim Prestwood	287	at Delta State
Sept. 29, 2005	Samora Goodson	127	at Samford	Oct. 26, 1985	Jeff Brown	333	vs. Northwest Missouri
Nov. 5, 2005	T.J. Milcic	117	at UT Martin	Nov. 16, 1985	Jeff Brown	372	vs. Truman State
Nov. 19, 2005	T.J. Milcic	114	at Tennessee Tech	Aug. 30, 1986	Jeff Brown	307	at Mississippi College
Nov. 3, 2007	Miles Edwards	131	vs. Austin Peay	Sept. 27, 1986	Jeff Brown	296	vs. Delta State
Aug. 28, 2008	Miles Edwards	204	vs. Southwest Baptist	Sept. 26, 1987	Jeff Brown	273	at Delta State
Oct. 4, 2008	Walter Peoples	110	at Jacksonville State	Oct. 24, 1987	Jeff Brown	304	at Southwest Baptist
Nov. 1, 2008	Walter Peoples	154	vs. Eastern Kentucky	Oct. 8, 1988	Jim Eustice	266	at Truman State
Nov. 14, 2009	Chantae Ahamefule	150	vs. Murray State	Nov. 12, 1988	Jim Eustice	277	vs. Southwest Baptist
Sept. 11, 2010	Miles Edwards	100	at Murray State	Sept. 30, 1989	Jim Eustice	273	vs. Pittsburg State
Sept. 24, 2011	D.J. Foster	115	at Tennessee Tech	Oct. 21, 1989	Jim Eustice	339	at Truman State
Oct. 15, 2011	Spencer Davis	116	at Eastern Kentucky	Oct. 28, 1989	Jim Eustice	275	vs. Missouri Western
Sept. 22, 2012	D.J. Foster	101	vs. Tennessee Tech	Nov. 11, 1989	Jim Eustice	268	vs. Lincoln
Sept. 21, 2013	Paul McRoberts	133	vs. Southern Illinois				
Oct. 12, 2013	D.J. Foster	109	vs. Murray State				

2022 SOUTHEAST MISSOURI FOOTBALL NOTES

PERFORMANCE LISTS



Sept. 1, 1990	Jason Liley	266	vs. Southwest Baptist	Sept. 10, 2022	Paxton DeLaurent	332	at Southern Illinois
Sept. 22, 1990	Jason Liley	316	vs. Northwest Missouri	Sept. 17, 2022	Paxton DeLaurent	309	vs. Nicholls
Sept. 29, 1990	Jason Liley	349	at Pittsburg State	Sept. 24, 2022	Paxton DeLaurent	252	vs. Central Arkansas
Oct. 13, 1990	Jason Liley	307	at Washburn	Oct. 1, 2022	Paxton DeLaurent	312	at Lindenwood
Oct. 27, 1990	Jason Liley	359	at Missouri Western	Oct. 8, 2022	Paxton DeLaurent	266	vs. Tennessee Tech
Nov. 3, 1990	Jason Liley	261	vs. Central Missouri	Oct. 29, 2022	Paxton DeLaurent	375	vs. Eastern Kentucky
Aug. 31, 1991	Jason Liley	256	vs. Southern Illinois	Top 20 Single-Game Rushing Yards			
Sept. 28, 1991	Jason Liley	275	at Austin Peay	<u>Date</u>	<u>Player</u>	<u>Yards</u>	<u>Opponent</u>
Oct. 12, 1991	Eric Cohoon	283	vs. Tennessee Tech	Sept. 15, 2018	Marquis Terry	311	at Southern Illinois
Oct. 19, 1991	Eric Cohoon	250	vs. Tennessee State	Nov. 6, 2010	Henry Harris	293	vs. Southwest Baptist
Sept. 12, 1992	Jason Liley	270	at Southern Illinois	Oct. 1, 2022	Geno Hess	276	at Lindenwood
Sept. 26, 1992	Jason Liley	256	vs. Austin Peay	Nov. 8, 1969	Al Holmes	254	vs. Truman State
Oct. 24, 1992	Jason Liley	288	vs. Middle Tennessee	Sept. 23, 1989	Brian Lattimore	241	at Northwest Missouri
Nov. 14, 1992	Jason Liley	317	vs. Illinois State	Sept. 3, 1992	Kelvin Anderson	222	vs. Murray State
Oct. 7, 1995	Shane Kennedy	314	vs. Tennessee Tech	Oct. 3, 2015	Tremane McCullough	220	vs. Murray State
Oct. 30, 1999	Rashad West	260	at UT Martin	Oct. 6, 2001	Curtis Cooper	216	vs. UT Martin
Sept. 8, 2001	Jeromy McDowell	391	at Southern Illinois	Oct. 28, 2006	Timmy Holloman	212	at Murray State
Sept. 15, 2001	Jeromy McDowell	322	vs. Missouri State	Nov. 12, 2011	Matt Scheible	209	vs. Jacksonville State
Oct. 20, 2001	Jeromy McDowell	303	vs. Murray State	Oct. 22, 2022	Geno Hess	207	at Northwestern State
Sept. 14, 2002	Jack Tomco	298	at Eastern Michigan	Oct. 31, 2002	Kelvin Anderson	207	vs. UT Martin
Sept. 21, 2002	Jack Tomco	297	at Missouri State	Sept. 25, 2021	Geno Hess	205	vs. Tennessee State
Oct. 5, 2002	Jack Tomco	300	vs. Tennessee State	Sept. 8, 2007	Timmy Holloman	203	vs. Southwest Baptist
Oct. 12, 2002	Jack Tomco	429	at UT Martin	Sept. 8, 2018	Marquis Terry	202	vs. Dayton
Oct. 19, 2002	Jack Tomco	260	vs. Eastern Illinois	Nov. 12, 2022	Geno Hess	198	at Eastern Illinois
Nov. 9, 2002	Jack Tomco	283	at Eastern Kentucky	Sept. 25, 2010	Henry Harris	196	vs. Tennessee Tech
Nov. 16, 2002	Jack Tomco	358	vs. Samford	Oct. 30, 1993	Kelvin Anderson	196	at Austin Peay
Sept. 27, 2003	Jack Tomco	291	at Samford	Sept. 15, 2001	Curtis Cooper	194	vs. Missouri State
Oct. 18, 2003	Jack Tomco	352	at Eastern Kentucky	Sept. 20, 1986	Anthony Jackson	191	at UT Martin
Nov. 15, 2003	Jack Tomco	353	at Tennessee Tech	Top 20 Single-Game Receiving Yards			
Nov. 22, 2003	Andrew Goodenough	407	vs. Jacksonville State	<u>Date</u>	<u>Player</u>	<u>Yards</u>	<u>Opponent</u>
Sept. 11, 2004	Andrew Goodenough	269	at Bowling Green	Oct. 27, 2018	Kristian Wilkerson	263	at UT Martin
Sept. 18, 2004	Andrew Goodenough	304	at Central Michigan	Oct. 29, 2022	Ryan Flournoy	256	vs. Eastern Kentucky
Sept. 25, 2004	Andrew Goodenough	327	vs. Samford	Nov. 9, 2019	Kristian Wilkerson	254	vs. Eastern Kentucky
Oct. 2, 2004	Andrew Goodenough	321	at Eastern Illinois	Oct. 4, 1969	Art Miller	211	at Evansville
Oct. 16, 2004	Andrew Goodenough	339	vs. Eastern Kentucky	Aug. 28, 2008	Miles Edwards	204	vs. Southwest Baptist
Oct. 23, 2004	Andrew Goodenough	263	at Murray State	Nov. 16, 2002	Willie Ponder	195	vs. Samford
Nov. 6, 2004	Andrew Goodenough	292	at Tennessee State	Sept. 8, 2001	Adrian Sanders	190	at Southern Illinois
Nov. 13, 2004	Andrew Goodenough	250	vs. Tennessee Tech	Nov. 9, 2002	Willie Ponder	185	at Eastern Kentucky
Sept. 10, 2005	Mike Haley	275	at Kent State	Oct. 26, 1985	David Jackson	181	vs. Northwest Missouri
Nov. 19, 2005	Mike Haley	285	at Tennessee Tech	Sept. 27, 2014	Peter Lloyd	179	at UT Martin
Oct. 27, 2007	Houston Lillard	252	at UT Martin	Nov. 11, 1989	Farron Harley	178	vs. Lincoln
Nov. 3, 2007	Houston Lillard	265	vs. Austin Peay	Sept. 22, 2001	Willie Ponder	175	at Illinois State
Aug. 28, 2008	Houston Lillard	387	vs. Southwest Baptist	Mar. 28, 2021	Zack Smith	173	vs. Tennessee Tech
Sept. 20, 2008	Houston Lillard	331	vs. Missouri State	Sept. 6, 2014	Paul McRoberts	173	at Kansas
Sept. 6, 2014	Kyle Snyder	269	at Kansas	Sept. 29, 1973	Ed Slaughter	173	at Evansville
Sept. 27, 2014	Kyle Snyder	269	at UT Martin	Sept. 15, 2001	Willie Ponder	170	vs. Missouri State
Nov. 15, 2014	Kyle Snyder	334	vs. Austin Peay	Oct. 3, 2015	Paul McRoberts	169	vs. Murray State
Sept. 24, 2016	Jesse Hosket	257	at Murray State	Nov. 10, 1984	David Jackson	165	vs. Lincoln
Oct. 8, 2016	Jesse Hosket	291	at Eastern Kentucky	Oct. 13, 2018	Jerrick Orr	163	vs. Austin Peay
Sept. 9, 2017	Jesse Hosket	251	at Dayton	Oct. 22, 1988	Lorenzo Gathers	162	vs. Missouri S&T
Oct. 21, 2017	Jesse Hosket	348	at Austin Peay	Top 20 Single-Game Passing Yards			
Sept. 8, 2018	Daniel Santacaterina	269	vs. Dayton	<u>Date</u>	<u>Player</u>	<u>Yards</u>	<u>Opponent</u>
Oct. 6, 2018	Daniel Santacaterina	395	at Tennessee Tech	Oct. 12, 2002	Jack Tomco	429	at UT Martin
Oct. 13, 2018	Daniel Santacaterina	344	vs. Austin Peay	Nov. 22, 2003	Andrew Goodenough	407	vs. Jacksonville State
Oct. 27, 2018	Daniel Santacaterina	386	at UT Martin	Oct. 6, 2018	Daniel Santacaterina	395	at Tennessee Tech
Nov. 3, 2018	Daniel Santacaterina	306	vs. Tennessee State				
Sept. 21, 2019	Daniel Santacaterina	279	vs. West Virginia State				
Nov. 2, 2019	Daniel Santacaterina	291	at Tennessee State				
Nov. 9, 2019	Daniel Santacaterina	295	vs. Eastern Kentucky				
Feb. 28, 2021	Andrew Bunch	302	at Eastern Illinois				
Mar. 28, 2021	Andrew Bunch	259	vs. Tennessee Tech				



2022 SOUTHEAST MISSOURI FOOTBALL NOTES

PERFORMANCE LISTS

Sept. 8, 2001	Jeromy McDowell	391	at Southern Illinois
Aug. 28, 2008	Houston Lillard	387	vs. Southwest Baptist
Oct. 27, 2018	Daniel Santacaterina	386	at UT Martin
Oct. 29, 2022	Paxton DeLaurent	375	vs. Eastern Kentucky
Nov. 16, 1985	Jeff Brown	372	vs. Truman State
Oct. 27, 1990	Jason Liley	359	at Missouri Western
Nov. 16, 2002	Jack Tomco	358	vs. Samford
Nov. 15, 2003	Jack Tomco	353	at Tennessee Tech
Oct. 18, 2003	Jack Tomco	352	at Eastern Kentucky
Sept. 29, 1990	Jason Liley	349	at Pittsburg State
Oct. 21, 2017	Jesse Hosket	348	at Austin Peay
Oct. 13, 2018	Daniel Santacaterina	344	vs. Austin Peay
Oct. 16, 2004	Andrew Goodenough	339	vs. Eastern Kentucky
Oct. 21, 1989	Jim Eustice	339	at Truman State
Nov. 15, 2014	Kyle Snyder	334	vs. Austin Peay
Oct. 26, 1985	Jeff Brown	333	vs. Northwest Missouri
Sept. 10, 2022	Paxton DeLaurent	332	at Southern Illinois

Longest Rushing Plays

Date	Player	Yards	Opponent
Oct. 5, 2013	Lewis Washington	99 (TD)	at Tennessee State
Sept. 3, 1992	Kelvin Anderson	96 (TD)	vs. Murray State
Sept. 8, 2018	Marquis Terry	95 (TD)	vs. Dayton
Oct. 1, 2022	Geno Hess	84 (TD)	at Lindenwood
Nov. 8, 2003	Jamel Oliver	82 (TD)	vs. Tennessee State
Oct. 31, 2015	Tremane McCullough	81 (TD)	vs. Tennessee Tech
Sept. 19, 2015	Tay Bender	80 (TD)	at Indiana State
Oct. 25, 2003	Chaun Tate	80 (TD)	vs. Murray State
Sept. 28, 2002	Keiki Misipeka	78 (TD)	at Middle Tennessee
Sept. 30, 2017	Cameron Sanders	77 (TD)	vs. Eastern Kentucky
Oct. 28, 2006	Timmy Holloman	76 (TD)	at Murray State
Sept. 18, 2021	Q'Nairies Anderson	75 (TD)	at Missouri
Nov. 6, 1999	Broderick Benson	75 (TD)	vs. Eastern Illinois
Sept. 15, 2018	Marquis Terry	74 (TD)	at Southern Illinois
Nov. 2, 2019	Geno Hess	73 (TD)	at Tennessee State
Oct. 1, 2011	Matt Scheible	71 (TD)	vs. Eastern Illinois
Oct. 14, 2017	Cameron Sanders	70 (TD)	vs. Tennessee Tech

Longest Receptions

Date	Player	Yards	Opponent
Oct. 8, 1983	David Stewart	94 (TD)	vs. Truman State
Nov. 10, 2001	Adrian Sanders	93	vs. Quincy
Oct. 15, 2011	Spencer Davis	82	at Eastern Kentucky
Oct. 19, 2019	Kristian Wilkerson	80 (TD)	at Jacksonville State
Aug. 28, 2008	Miles Edwards	80 (TD)	vs. Southwest Baptist
Nov. 5, 2005	T.J. Milcic	80 (TD)	at UT Martin
Sept. 22, 2001	Willie Ponder	80 (TD)	at Illinois State
Oct. 12, 2013	D.J. Foster	78 (TD)	vs. Murray State
Nov. 22, 2003	Brandon Amick	76	vs. Jacksonville State
Sept. 21, 2013	Paul McRoberts	75 (TD)	vs. Southern Illinois
Nov. 14, 2009	Chantae Ahamfule	75 (TD)	vs. Murray State
Apr. 3, 2021	Rashaan Palmer	74 (TD)	at UT Martin
Sept. 8, 2018	Zack Smith	73 (TD)	vs. Dayton
Oct. 30, 2004	Antonio Scaife	73	vs. UT Martin
Oct. 24, 1998	Corey Williams	73 (TD)	at Missouri State

Longest Kickoff Returns

Date	Player	Yards	Opponent
Nov. 14, 2015	Cameron Sanders	99 (TD)	at Jacksonville State
Sept. 24, 2022	Dalyn McDonald	97 (TD)	vs. Central Arkansas
Nov. 17, 2018	Zion Custis	97 (TD)	vs. Eastern Illinois
Oct. 12, 1985	David Jackson	97 (TD)	vs. Abilene Christian
Nov. 3, 1979	Keith Hubbard	96 (TD)	vs. Truman State
Sept. 23, 2017	Cameron Sanders	93 (TD)	at Eastern Illinois
Oct. 29, 2016	Cameron Sanders	93 (TD)	vs. Austin Peay
Oct. 19, 2013	Spencer Davis	93 (TD)	at Eastern Illinois
Nov. 6, 2004	Romae Rucker	85 (TD)	at Tennessee State
Oct. 30, 2021	Shabari Davis	86 (TD)	vs. Eastern Illinois
Sept. 27, 2008	Jacob McKinley	85	at Indiana State
Sept. 3, 2009	Jacob McKinley	80	vs. Quincy
Sept. 23, 2000	Curtis Cooper	79	vs. Western Kentucky
Oct. 16, 2010	Henry Harris	71	at Austin Peay

Longest Punt Returns

Date	Player	Yards	Opponent
1962	Lyman Brown	86 (TD)	vs. Northwest Missouri
Sept. 22, 2001	Curtis Cooper	70 (TD)	at Illinois State
Oct. 31, 2015	Paul McRoberts	69 (TD)	vs. Tennessee Tech
Sept. 9, 2000	Curtis Cooper	66 (TD)	at Southern Illinois
Aug. 28, 2014	Spencer Davis	61	vs. Missouri Baptist
Nov. 1, 2003	Antonio Scaife	58	at UT Martin
Sept. 7, 2019	Zack Smith	52	at Montana State
Nov. 16, 2019	Shabari Davis	46 (TD)	at Eastern Illinois
Sept. 6, 2003	Antonio Scaife	45	vs. Southern Illinois
Oct. 5, 2002	Chris NesSmith	44 (TD)	vs. Tennessee State

Longest Interception Returns

Date	Player	Yards	Opponent
Sept. 22, 2012	Branden Spann	100 (TD)	vs. Tennessee Tech
Sept. 8, 2007	Eddie Calvin	100 (TD)	vs. Southwest Baptist
Nov. 10, 2018	Justin Swift	76 (TD)	at Murray State
Oct. 10, 2009	Bryan Blanford	69 (TD)	vs. Austin Peay
Oct. 16, 2010	Tylor Brock	67	at Austin Peay
Sept. 17, 2005	Kellin White	64 (TD)	at Missouri State
Sept. 8, 2012	Tylor Brock	64	vs. Mars Hill College
Oct. 25, 2014	DeMichael Jackson,	63	at Eastern Kentucky
	Travis Sanders, David Coley		
Sept. 9, 2006	Todshon Jones	63	vs. Missouri S&T
Aug. 28, 2008	Eddie Calvin	62	vs. Southwest Baptist
Nov. 23, 2019	Zach Hall	61 (TD)	vs. Murray State
Oct. 30, 2004	Kellin White	61 (TD)	vs. UT Martin
Nov. 8, 2003	Kellin White	60 (TD)	vs. Tennessee State

Longest Fumble Returns

Date	Player	Yards	Opponent
Oct. 27, 2012	Branden Spann	98 (TD)	at Austin Peay
Sept. 16, 2000	Rodney Woodall	80 (TD)	vs. Illinois State
Aug. 31, 1995	Greg Klund	80 (TD)	vs. Southern Illinois
Oct. 5, 2013	Cantrell Andrews	68 (TD)	at Tennessee State
Nov. 10, 2018	Justin Swift	60 (TD)	at Murray State
Dec. 4, 2010	Taylor West	59	at Eastern Washington
Nov. 10, 2007	Victor Anderson	45 (TD)	at Missouri State
Sept. 27, 2003	Brandon Bohnert	45	at Samford



Nov. 10, 2007	Nick Stauffer	44	at Missouri State	Oct. 7, 2006	Adam Casper	20	at Eastern Illinois
Sept. 7, 2013	Cantrell Andrews	43	at Ole Miss	Oct. 28, 2000	Ricky Farmer	20	vs. UT Martin
Sept. 12, 1998	Jeremy Atwell	39 (TD)	vs. Indiana State	Sept. 16, 2000	Isaac Powell	20	vs. Illinois State
Dec. 1, 2018	Demarcus Rogers	33 (TD)	at Weber State	Sept. 9, 2000	Joe Williams	20	at Southern Illinois
Aug. 29, 2002	Nate Johnston	33	vs. Arkansas-Monticello				
Sept. 17, 2011	Ben Kargbo	24	at Purdue				
Nov. 12, 2005	Justin Komondoreas	23	vs. Tennessee State				
Oct. 4, 2003	Ricky Farmer	21	vs. Eastern Illinois				

Longest Punts

Date	Player	Yards	Opponent
Oct. 4, 2003	David Simonhoff	83	vs. Eastern Illinois
Oct. 30, 2004	David Simonhoff	82	vs. UT Martin
Sept. 29, 2005	David Simonhoff	80	at Samford
Oct. 14, 2017	Jake Reynolds	78	vs. Tennessee Tech
Oct. 30, 2021	Zach Haynes	76	vs. Eastern Illinois
Oct. 14, 2006	David Simonhoff	75	at Arkansas
Oct. 23, 2004	David Simonhoff	74	at Murray State
Nov. 10, 2007	Doug Spada	73	at Missouri State
Sept. 25, 2004	David Simonhoff	73	vs. Samford
Nov. 12, 2011	Joe Vucic	72	vs. Jacksonville State
Oct. 20, 2018	Jake Reynolds	71	vs. Jacksonville State
Sept. 9, 2006	David Simonhoff	71	vs. Missouri S&T
Oct. 30, 2004	David Simonhoff	71	vs. UT Martin
Oct. 2, 2004	David Simonhoff	71	at Eastern Illinois

Longest Field Goals

Date	Player	Yards	Opponent
1975	Mike Wood	61	vs. Lincoln
Sept. 7, 2019	Kendrick Tiller	55	at Montana State
Oct. 4, 2014	Ryan McCrum	55	vs. Tennessee State
Oct. 22, 2022	DC Pippin	54	at Northwestern State
Sept. 20, 2014	Ryan McCrum	54	vs. Southeastern La.
Sept. 2, 2010	Drew Geldbach	53	at Ball State
Sept. 26, 2009	Doug Spada	53	at UT Martin
Oct. 11, 2014	Ryan McCrum	52	at Murray State
Oct. 22, 2016	Ryan McCrum	51	at Tennessee Tech
Oct. 18, 2014	Ryan McCrum	51	vs. Eastern Illinois
Nov. 6, 2004	Derek Kutz	51	at Tennessee State
Sept. 10, 2022	DC Pippin	50	at Southern Illinois
Oct. 8, 2016	Ryan McCrum	50	at Eastern Kentucky
Oct. 31, 2015	Ryan McCrum	50	vs. Tennessee Tech
Oct. 29, 2011	Drew Geldbach	50	at UT Martin
Oct. 20, 2007	Doug Spada	50	vs. Murray State
Sept. 8, 2007	Doug Spada	49	vs. Southwest Baptist
Oct. 27, 2012	Drew Geldbach	49	at Austin Peay
Nov. 17, 2018	Kendrick Tiller	48	vs. Eastern Illinois
Sept. 22, 2007	Doug Spada	48	at Samford

Tackles

Date	Player	Tackles	Opponent
Oct. 16, 1982	Wayne James	27	vs. Northern Iowa
Oct. 24, 1987	Ken Miller	23	at Southwest Baptist
Sept. 1, 2018	Zach Hall	22	at Arkansas State
Sept. 12, 1992	Joe Divis	22	at Southern Illinois
Oct. 25, 2008	Nick Stauffer	21	vs. Tennessee State
Nov. 8, 2008	Nick Stauffer	20	at Murray State
Sept. 29, 2007	Adam Casper	20	vs. Eastern Illinois

Passing Attempts

Date	Player	Attempts	Opponent
Sept. 10, 2005	Mike Haley	61	at Kent State
Oct. 16, 2004	Andrew Goodenough	57	vs. Eastern Kentucky
Nov. 6, 2004	Andrew Goodenough	54	at Tennessee State
Sept. 18, 2004	Andrew Goodenough	50	at Central Michigan
Oct. 2, 2004	Andrew Goodenough	49	at Eastern Illinois
Nov. 13, 2004	Andrew Goodenough	48	vs. Tennessee Tech
Nov. 19, 2005	Mike Haley	47	at Tennessee Tech
Nov. 11, 2000	Rashad West	47	at Missouri State
Oct. 29, 2022	Paxton DeLaurent	46	vs. Eastern Kentucky
Nov. 22, 2003	Andrew Goodenough	45	vs. Jacksonville State
Nov. 15, 2003	Jack Tomco	45	at Tennessee Tech
Sept. 21, 2002	Jack Tomco	45	at Missouri State

Rushing Attempts

Date	Player	Attempts	Opponent
Oct. 30, 1993	Kelvin Anderson	40	at Austin Peay
Mar. 14, 2021	Geno Hess	37	vs. Austin Peay
Nov. 6, 2010	Henry Harris	35	vs. Southwest Baptist
Oct. 16, 2010	Henry Harris	35	at Austin Peay
Nov. 17, 2007	Elton Peterson	33	vs. Jacksonville State
Sept. 15, 2007	Timmy Holloman	33	vs. Indiana State
Sept. 25, 2010	Henry Harris	32	vs. Tennessee Tech
Sept. 30, 2017	Marquis Terry	31	vs. Eastern Kentucky
Oct. 29, 2005	Timmy Holloman	31	vs. Murray State
Oct. 22, 2005	Timmy Holloman	31	at Eastern Kentucky
Oct. 6, 2001	Curtis Cooper	31	vs. UT Martin

Longest Return on Blocked Field Goal

Date	Player	Yards	Opponent
Oct. 20, 2018	Bydarrius Knighten	85 (TD)	vs. Jacksonville State



2022 SOUTHEAST MISSOURI FOOTBALL NOTES

RECORD BOOK UPDATE

Rushing Yards (Career)

1. Geno Hess, 2018-pr.	3,673
2. Kelvin Anderson, 1992-94	3,392
3. Walter Smallwood, 1965-68	3,066
4. Henry Harris, 2008-10	2,773
5. Matt Scheible, 2008-11	2,595
6. Timmy Holloman, 2005-08	2,424
7. Brian Lattimore, 1985-89	2,401
8. Marquis Terry, 2017-18	2,305
9. Richard Attig, 1970-73	2,266
10. DeMichael Jackson, 2012-14	1,996

Rushing Attempts (Career)

1. Walter Smallwood, 1965-68	637
2. Kelvin Anderson, 1992-94	636
3. Geno Hess, 2018-pr.	633
4. Matt Scheible, 2008-11	545
5. Henry Harris, 2008-10	532
6. Timmy Holloman, 2005-08	507
7. Richard Attig, 1970-73	485
8. Brian Lattimore, 1985-89	471
9. Marquis Terry, 2017-18	446
10. DeMichael Jackson, 2012-14	370

Rushing Touchdowns (Career)

1. Geno Hess, 2018-pr.	47
2. Walter Smallwood, 1965-68	36
3. Henry Harris, 2008-10	29
4. Brian Lattimore, 1985-89	27
5. Timmy Holloman, 2005-08	26
6. Kelvin Anderson, 1992-94	24
7. Matt Scheible, 2008-11	22
8. Marquis Terry, 2017-18	21
9. Bobby Everage, 1974-75	16
Richard Attig, 1970-73	16

Rushing Yards Per Carry (Career)

Minimum 150 Attempts

1. Dione Tyler, 1994-95	6.63
2. Levi Terrell, 2011-12	5.97
3. Geno Hess, 2018-pr.	5.80
4. Al Holmes, 1969-70	5.57
5. Curtis Cooper, 2000-01	5.56
6. Tremane McCullough, 2015-16	5.52
7. DeMichael Jackson, 2012-14	5.40
8. Jack Gokin, 1974-77	5.36
9. Kelvin Anderson, 1992-94	5.33
10. Marquis Terry, 2017-18	5.20
Henry Harris, 2008-10	5.20

Rushing Yards Per Game (Career)

Minimum 20 Games

1. Marquis Terry, 2017-18	96.0
2. Henry Harris, 2008-10	84.0
3. Geno Hess, 2018-pr.	83.4
4. Timmy Holloman, 2005-08	69.3
5. DeMichael Jackson, 2012-14	64.4
6. Tremane McCullough, 2015-16	63.1
7. Scott Lathrop, 2011-13	61.6
8. Corey Kinsey, 2001-03	61.0
9. Matt Scheible, 2008-11	59.0
10. Curtis Cooper, 2000-01	57.4

Most 100-Yard Games (Career)

1. Geno Hess, 2018-pr.	15
2. Kelvin Anderson, 1992-94	14
3. Henry Harris, 2008-10	11
4. Marquis Terry, 2017-18	10
5. DeMichael Jackson, 2012-14	9
Levi Terrell, 2011-12	9
Timmy Holloman, 2005-08	9
Brian Lattimore, 1985-89	9
Richard Attig, 1970-73	9
10. Matt Scheible, 2008-11	7

Most 200-Yard Games (Career)

1. Geno Hess, 2018-pr.	3
2. Marquis Terry, 2017-18	2
Timmy Holloman, 2005-08	2
Kelvin Anderson, 1992-94	2
5. Tremane McCullough, 2015-16	1
Levi Terrell, 2011-12	1
Matt Scheible, 2008-11	1
Henry Harris, 2008-10	1
Curtis Cooper, 2000-01	1
Brian Lattimore, 1985-89	1
Al Holmes, 1969-70	1

Points Scored (Career)

1. Geno Hess, 2018-pr.	294
2. Derek Kutz, 2001-04	262
3. Mike Wood, 1974-77	258
3. Ryan McCrum, 2013-16	241
5. Walter Smallwood, 1965-68	216
6. Ed Hotz, 1978-81	213
7. Kristian Wilkerson, 2015-19	200
8. Drew Geldbach, 2010-12	190
9. Paul McRoberts, 2012-15	180
Henry Harris, 2008-10	180

Total Touchdowns (Career)

1. Geno Hess, 2018-pr.	49
2. Walter Smallwood, 1965-68	36
3. Kristian Wilkerson, 2015-19	33
4. Paul McRoberts, 2012-15	30
Henry Harris, 2008-10	30
6. Timmy Holloman, 2005-08	29
7. Brian Lattimore, 1985-89	28
8. Willie Ponder, 2001-02	27
9. Kelvin Anderson, 1992-94	25
10. Marquis Terry, 2017-18	22
Matt Scheible, 2008-11	22

Punting Average (Career)

Minimum 50 Attempts

1. David Simonhoff, 2003-06	43.89
2. Doug Spada, 2006-09	42.69
3. Alex Knight, 2013-16	42.12
4. Zach Haynes, 2019-pr.	40.72
5. George Goodwin, 1937	40.44
6. Jake Reynolds, 2016-pr.	40.42
7. Joe Vucic, 2010-13	40.20
8. Todd Fields, 1982-85	39.75
9. Mike Wood, 1974-77	39.13
10. Seth Carriere, 1999	38.88

Punting Yards (Career)

1. Justin Terrill, 1994-97	10,647
2. David Simonhoff, 2003-06	10,402
3. Alex Knight, 2013-16	9,100
4. Jake Reynolds, 2016-19	8,207
5. Ed Hotz, 1978-81	7,243
6. Doug Spada, 2006-09	6,660
7. Greg Brune, 1964-67	6,138
8. Joe Vucic, 2010-13	5,991
9. Todd Fields, 1982-85	5,923
10. Zach Haynes, 2019-pr.	5,416

Punt Attempts (Career)

1. Justin Terrill, 1994-97	276
2. David Simonhoff, 2003-06	237
3. Alex Knight, 2013-16	216
4. Jake Reynolds, 2016-19	203
5. Ed Hotz, 1978-81	197
6. Greg Brune, 1964-67	160
7. Doug Spada, 2006-09	156
8. Joe Vucic, 2010-13	149
Todd Fields, 1982-85	149
10. Zach Haynes, 2019-pr.	133



Southeast Missouri 10 Iowa State 42

Sept. 3, 2022 • Jack Trice Stadium • Ames, Iowa • Attendance: 57,142

AMES, Iowa – Paxton DeLaurent threw for 222 yards and one touchdown and ran for 74 yards as Southeast Missouri dropped a 42-10 decision to Big 12 Conference member Iowa State in the season-opener for both teams.

In his first career NCAA Division I start, DeLaurent completed 19-of-38 passes and averaged over six yards (6.2) per carry as SEMO's top rusher against the Cyclones.

SEMO put together a strong opening drive covering 60 yards in 15 plays to get to ISU's 12-yard line. DeLaurent converted on a fourth-and-1 to keep the Redhawks possession alive.

The Redhawks later elected to go for it on another fourth-and-1, but Colby Reeder tipped DeLaurent's pass which was then intercepted by Tyler Onyedim at the Cyclones' 15-yard line.

ISU responded by scoring on three-straight drives resulting in touchdown passes from Hunter Dekkers to Xavier Hutchinson.

Dekkers, a left-handed quarterback, threw consecutive 33-yard passes to Hutchinson that put the Cyclones ahead 14-0.

On ISU's next possession, Dekkers delivered an 8-yard strike to Hutchinson extending the Cyclones lead to 21-0 with 7:54 remaining in the second quarter.

SEMO closed out the first half strong by scoring 10 points in the final 2:27.

First-year Redhawk receiver Ryan Flournoy made a spectacular catch on a 41-yard toss from DeLaurent to get SEMO to the ISU 11-yard line. Flournoy's reception set up the Redhawks first touchdown of the season which came on an 11-yard pass from DeLaurent to former Missouri State receiver Damoriea Vick two plays later.

On the second play of ISU's ensuing drive, Joedrick Lewis picked off Dekkert and ran his first career interception 27 yards to the Cyclone 7. The turnover led to a 23-yard field goal by DC Pippin that narrowed ISU's lead to 21-10 at the half.

For Pippin, it was the first field goal of his career.

ISU scored three more times in the second half, including once in the third and twice in the fourth quarter to finish off its season-opening victory.

DeLaurent completed 50 percent of his passes, while Flournoy led SEMO with 56 yards on nine receptions. Vick added 45 receiving yards, as well.

As a team, the Redhawks finished with 320 yards of total offense to ISU's 469.

Dekkers threw for 293 yards and four touchdowns, and Hutchinson had 128 receiving yards to go along with his three scores. Jirehl Brock ran for a game-high 104 yards and one touchdown.

Defensively, Lawrence Johnson matched a career-high with 12 tackles.

Score by Quarters	1	2	3	4	OT	Score	
Southeast Missouri	0	10	0	0	-	10	Record: 0-1
Iowa State	7	14	7	14	-	42	Record: 1-0

Scoring Summary

1st	2:29	ISU	Hutchinson 33 yd pass from Dekkers (Gilbert kick)
2nd	14:53	ISU	Hutchinson 33 yd pass from Dekkers (Gilbert kick)
	7:54	ISU	Hutchinson 8 yd pass from Dekkers (Gilbert kick)
	1:59	SEMO	Vick 11 yd pass from DeLaurent (Pippin kick)
	0:28	SEMO	Pippin 23 yd field goal
3rd	9:58	ISU	Hanika 9 yd pass from Dekkers (Gilbert kick)
4th	13:29	ISU	Brock 1 yd run (Gilbert kick)
	6:06	ISU	Silas 1 yd run (Gilbert kick)

	SEMO	ISU
First Downs	15	26
Rushes-Yards (Net)	22-98	36-176
Passing Yards (Net)	222	293
Passes Comp-Att-Int	19-38-1	25-31-1
Total Offense Plays-Yards	60-320	67-469
Fumble Returns-Yards-TD	0-0-0	0-0-0
Punt Returns-Yards-TD	1-7-0	1-2-0
Kickoff Returns-Yards-TD	3-32-0	2-40-0
Interceptions-Yards-TD	1-27-0	1-0-0
Punts (Number-Avg)	6-39.3	3-46.7
Fumbles-Lost	1-0	0-0
Penalties-Yards	9-100	3-20
Possession Time	27:25	32:35
Third-Down Conversions	5-15	8-12
Fourth-Down Conversions	1-2	1-1
Red-Zone Scores-Chances	2-3	4-4
Sacks By: Number-Yards	0-0	0-0

Game

1



Rushing (Att.-Yds.-TD): SEMO - DeLaurent, Paxton 12-74-0; Rucker, Shmenski 3-9-0; Hess, Geno 6-8-0; Smith, Darrell 1-7-0. ISU - Brock, Jirehl 16-104-1; Sanders, Eli 7-24-0; Norton, Cartevio 3-21-0; Silas, Deon 6-17-1; Dekkers, Hunter 3-11-0; TEAM 1-1-0.

Passing (C-A-I-TD-Yds.): SEMO - DeLaurent, Paxton 19-38-1-1-222. ISU - Dekkers, Hunter 25-31-1-4-293.

Receiving (No.-Yds.-TD): SEMO - King, Johnny 6-46-0; Vick, Damoriea 5-45-1; Flournoy, Ryan 3-56-0; Frazier, Pervis 2-36-0; Hess, Geno 1-29-0; Smith, Darrell 1-9-0; DeLaurent, Paxton 1-1-0. ISU - Hutchinson, Xavier 8-128-3; Noel, Jaylin 6-25-0; Shaw, Sean 2-21-0; Hanika, DeShawn 2-16-1; Sanders, Eli 2-14-0; Wilson, Darren 1-39-0; Stanley, Dimitri 1-17-0; Dean, Easton 1-15-0; Brock, Jirehl 1-13-0; Rus, Jared 1-5-0.

Leading Tacklers: SEMO - Johnson, Lawrence 12. ISU - Reeder, Colby 5; Freyler, Beau 5; Mendezsoon, Myle 5.





2022 SOUTHEAST MISSOURI FOOTBALL NOTES

GAME RECAPS

Southeast Missouri 34 #17 Southern Illinois 31

Sept. 10, 2022 • Saluki Stadium • Carbondale, Ill. • Attendance: 10,300

CARBONDALE, Ill. – Paxton

DeLaurent threw for 332 yards and four touchdowns including the game-winning 2-yard pass to Damoriea Vick with 11 seconds left leading Southeast Missouri to a 34-31 win over #17 Southern Illinois.

In a back-and-forth game that featured nine lead changes, SEMO never let up en route to securing its first win of the season. The Redhawks also reclaimed the War for the Wheel trophy that has been in Carbondale each of the last two years.

After Justin Strong's 4-yard touchdown run gave SIU a 31-27 lead with 2:50 on the clock, SEMO went to work at its own 24-yard line.

DeLaurent completed a 28-yard pass to Ryan Flournoy to get the Redhawks into SIU territory at the Saluki 23-yard line.

Four plays later, SEMO faced a fourth-and-9 at SIU's 22-yard line. DeLaurent's pass intended for Flournoy was incomplete, but the Salukis were penalized with a pass interference giving the Redhawks an automatic first down at the 11.

SEMO again faced a fourth-and-2, this time at the SIU 3-yard line when the Salukis committed another pass interference on an incomplete pass. That penalty gave the Redhawks a first down at the 2-yard line.

On the ensuing play, DeLaurent rolled to his right and found Vick open in the end zone for the game-winner. Vick played SIU three times during his previous tenure at Missouri State, but never scored a touchdown against the Salukis until this year.

DeLaurent put together a strong first half for SEMO completing 16 passes for 123 yards and a pair of touchdowns to grab the Redhawks their first halftime lead of the season. At one time, DeLaurent threw 16-consecutive completions.

After SIU scored the game's first

points on a 30-yard field goal by Jake Baumgarte, SEMO put together an 8-play, 75-yard march culminating with a 6-yard touchdown pass from DeLaurent to Johnny King to put the Redhawks ahead, 7-3, with 3:27 remaining in the first quarter.

The Salukis reclaimed the lead on a 16-yard pass from Nic Baker to Avante Cox less than a minute into the second quarter.

Following a SIU punt, the Redhawks engineered their longest drive covering 86 yards in 15 plays to grab a 14-10 advantage at the intermission. King caught his second touchdown pass, this time from three yards out, with 3:01 left in the second quarter. SEMO's final drive of the first half consumed 6:50.

The see-saw battle carried into the second half and SIU wasted no time regaining the lead.

Ro Elliott broke free for a 42-yard run to finish off a 76-yard drive on the Salukis first possession in the third quarter. Elliott's touchdown gave SIU a 17-14 edge at the 9:02 mark.

DC Pippin kicked field goals from 50 and 45 yards, respectively, to give SEMO a 20-17 advantage before both teams scored a pair of touchdowns in the last 8:40 of the contest.

SEMO scored 17 fourth-quarter points and outgained SIU, 390-385.

DeLaurent completed 33-of-44 passes and did not throw an interception. His 332 yards were the most in a game by a SEMO quarterback since Daniel Santacaterina threw for 386 yards at UT Martin on Oct. 27, 2018. DeLaurent completed passes to nine different receivers.

Flournoy and King each had huge 100-yard receiving performances. Flournoy caught 10 passes for 145 yards and one touchdown, while King added a game-high 14 receptions for 125 yards and two TDs.

Score by Quarters	1	2	3	4	OT	Score	
Southeast Missouri	7	7	3	17	-	34	Record: 1-1
#17 Southern Illinois	3	7	7	14	-	31	Record: 0-2

Scoring Summary

1st	7:08	SIU	Baumgarte 30 yd field goal
	3:27	SEMO	King 6 yd pass from DeLaurent (Pippin kick)
2nd	14:16	SIU	A. Cox 16 yd pass from Baker (Baumgarte kick)
	3:01	SEMO	King 3 yd pass from DeLaurent (Pippin kick)
3rd	9:02	SIU	Elliott 42 yd rush (Baumgarte kick)
	4:19	SEMO	Pippin 50 yd field goal
4th	14:55	SEMO	Pippin 45 yd field goal
	8:40	SIU	A. Cox 6 yd pass from Baker (Baumgarte kick)
	6:10	SEMO	Flournoy 4 yd pass from DeLaurent (Pippin kick)
	2:50	SIU	Strong 4 yd run (Baumgarte kick)
	0:11	SEMO	Vick 2 yd pass from DeLaurent (Pippin kick)

	SEMO	SIU
First Downs	21	22
Rushes-Yards (Net)	26-58	31-132
Passing Yards (Net)	332	253
Passes Comp-Att-Int	33-45-0	21-37-0
Total Offense Plays-Yards	71-390	68-385
Fumble Returns-Yards-TD	0-0-0	0-0-0
Punt Returns-Yards-TD	1-1-0	2-1-0
Kickoff Returns-Yards-TD	4-87-0	5-111-0
Interceptions-Yards-TD	0-0-0	0-0-0
Punts (Number-Avg)	3-42.7	4-34.5
Fumbles-Lost	2-0	1-0
Penalties-Yards	7-86	13-108
Possession Time	28:52	31:08
Third-Down Conversions	5-15	9-16
Fourth-Down Conversions	2-2	2-2
Red-Zone Scores-Chances	4-4	4-4
Sacks By: Number-Yards	3-13	2-10

Game

2



Rushing (Att-Yds.-TD): SEMO - Hess, Geno 19-65-0; DeLaurent, Paxton 7--7-0. SIU - Elliott, Ro 10-64-1; Strong, Justin 8-35-1; Baker, Nic 7-22-0; Williams, Javon 5-10-0; Cox, Avante 1-1-0.

Passing (C-A-I-TD-Yds.): SEMO - DeLaurent, Paxton 33-44-0-4-332; Ogbonna, CJ 0-1-0-0-0. SIU - Baker, Nic 20-36-0-2-248; Williams, Javon 1-1-0-0-5.

Receiving (No.-Yds.-TD): SEMO - King, Johnny 14-125-2; Flournoy, Ryan 10-145-1; Vick, Damoriea 2-17-1; Joiner, Danny 2-0-0; Todd, Garrett 1-17-0; Frazier, Pervis 1-11-0; Weidemann, Will 1-9-0; Rucker, Shamenski 1-4-0; McDonald, Dalyn 1-4-0. SIU - Cox, Avante 7-86-2; Cox, D'Ante 4-45-0; Williams, Javon 3-45-0; Daniel, Tyce 3-42-0; Jacob, Garrett 2-22-0; Strong, Justin 2-9-0; Elliott, Ro 1-4-0; Jones, Jay 2-0-0.

Leading Tacklers: SEMO - Lewis, Joedrick 6; McCall, William 6. SIU - Miller, David 8; Jules, PJ 8.





Nicholls 16 Southeast Missouri 42

Sept. 17, 2022 • Houck Field • Cape Girardeau, Mo. • Attendance: 3,482

CAPE GIRARDEAU, Mo. – Geno

Hess scored three touchdowns and Southeast Missouri racked up 468 yards of total offense in a 42-16 thrashing of Southland Conference member Nicholls at Houck Field.

SEMO won its home-opener in its first-ever meeting with the Colonels as part of the Ohio Valley and Southland Conference alliance.

Hess scored three touchdowns in a game for the fifth time in his career and moved another rushing touchdown closer to the program's all-time record of 36 (Walter Smallwood, 1965-68). He now has 33 career rushing TDs.

SEMO used a 14-point second quarter to build a 21-7 halftime lead.

The Redhawks covered 60 yards in eight plays during their opening drive and took the game's first lead when Paxton DeLaurent threw a 4-yard pass to Hess with 10:26 remaining in the first quarter.

DeLaurent's 22-yard completion to Johnny King set up SEMO's next touchdown, a 9-yard rush by DeLaurent seven seconds into the second quarter to push the Redhawks lead to 14-0.

A 42-yard pass by DeLaurent to Pervis Frazier put SEMO inside the Colonels' 35-yard line. Three plays later DeLaurent threw an 18-yard touchdown pass to Ryan Flournoy giving the Redhawks a 21-7 advantage.

The Redhawks tacked on 21 more points in the second half, including 14 in the third quarter to bury Nicholls for good.

Hess' lone rushing touchdown came from eight yards out with 10:56 to go in the third period.

SEMO's special teams then made a big play when Christian Fuhrman blocked Kylan Dupre's punt. Garrett Todd scooped up the ball and dashed 29 yards for a touchdown making it a 35-10 ballgame.

An 11-yard touchdown pass from DeLaurent to Hess accounted for the Redhawks final touchdown of the day.

DeLaurent threw for over 300 yards in his second-straight start. He completed 22-of-32 passes for 309 yards and three touchdowns. DeLaurent threw for a total of seven touchdowns in those starts.

Hess ran for 70 yards on 14 attempts averaging five yards per touch. He caught two passes for 15 yards and a pair of scores out of the backfield, as well.

King, one of 11 SEMO receivers to catch a pass, paved the way with five receptions for 82 yards. Flournoy followed with four catches for 52 yards, while Frazer had a career-high three catches and 64 yards.

Defensively, Bryce Norman was all over the field en route to notching a career-best 17 tackles. Fuhrman contributed eight stops and the Redhawks added four sacks as a unit.

SEMO outgained Nicholls 468-299. The Redhawks picked up 164 yards on the ground and limited the Colonels to only 50.

Score by Quarters	1	2	3	4	OT	Score	
Nicholls	0	7	9	0	-	16	Record: 0-3
Southeast Missouri	7	14	14	7	-	42	Record: 2-1

Scoring Summary

1st	10:26	SEMO	Hess 4 yd pass from DeLaurent (Pippin kick)
2nd	14:53	SEMO	DeLaurent 9 yd run (Pippin kick)
	3:29	NICH	Negrotto 5 yd pass from (Lasseigne kick)
	1:56	SEMO	Flournoy 18 yd pass from DeLaurent (Pippin kick)
3rd	10:56	SEMO	Hess 8 yd run (Pippin kick)
	8:18	NICH	Lasseigne 37 yd field goal
	3:28	SEMO	Todd 29 yd blocked punt return (Pippin kick)
	2:16	NICH	Davis 19 yd pass from Garnier (Lasseigne kick blocked)
4th	13:13	SEMO	Hess 11 yd pass from DeLaurent (Pippin kick)

	NICH	SEMO
First Downs	23	23
Rushes-Yards (Net)	28-50	32-164
Passing Yards (Net)	249	304
Passes Comp-Att-Int	29-41-1	23-35-1
Total Offense Plays-Yards	69-299	67-468
Fumble Returns-Yards-TD	0-0-0	0-0-0
Punt Returns-Yards-TD	0-0-0	4-69-1
Kickoff Returns-Yards-TD	6-103-0	1-20-0
Interceptions-Yards-TD	1-0-0	1-0-0
Punts (Number-Avg)	7-36.1	3-40.0
Fumbles-Lost	0-0	0-0
Penalties-Yards	6-45	4-53
Possession Time	29:35	30:25
Third-Down Conversions	4-13	8-13
Fourth-Down Conversions	2-2	1-1
Red-Zone Scores-Chances	3-3	5-6
Sacks By: Number-Yards	0-0	4-27

Game

3



Rushing (Att.-Yds.-TD): NICH - Gums, Julien 12-33-0; Guggenheim, C. 7-20-0; Lemay, Neno 1-11-0; Albert, Marques 1-2-0; Carrington III 1-0-0; Granier, Kohen 6--16-0. SEMO - Hess, Geno 14-70-1; Rucker, Shamenski 7-50-0; DeLaurent, Paxton 4-27-1; Ogbonna, CJ 4-16-0; Smith, Darrell 1-2-0.

Passing (C-A-I-TD-Yds.): NICH - Granier, Kohen 29-41-1-2-249. SEMO - DeLaurent, Paxton 22-32-1-3-309; Ogbonna, CJ 1-3-0-0--5.

Receiving (No.-Yds.-TD): NICH - Davis, Al'Dontre 8-96-1; McMath, Tank 4-30-0; Franklin, KJ 4-27-0; Negrotto, Lee 4-21-1; Lemay, Neno 3-52-0; Matthews, Terry 2-7-0; Albert, Marques 2--3-0; Brooks, Dany'e 1-12-0; Guggenheim, C. 1-7-0. SEMO - King, Johnny 5-82-0; Flournoy, Ryan 4-52-1; Frazier, Pervis 3-64-0; McDonald, Dalyn 2-59-0; Joiner, Danny 2-15-0; Hess, Geno 2-15-2; Clinkenbeard, Jack 1-18-0; Todd, Garrett 1-3-0; Rucker, Shamenski 1-1-0; Weidemann, Will 1-0-0; Smith, Darrell 1-5-0.

Leading Tacklers: NICH - Brown, Chase 13. SEMO - Norman, Bryce 17.





2022 SOUTHEAST MISSOURI FOOTBALL NOTES

GAME RECAPS

Central Arkansas 27 Southeast Missouri 35

Sept. 24, 2022 • Houck Field • Cape Girardeau, Mo. • Attendance: 3,756

CAPE GIRARDEAU, Mo. – Southeast Missouri used a 21-point second quarter to fuel a 35-27 win over Central Arkansas on a hot Saturday afternoon at Houck Field.

After SEMO got on the board first with a defensive touchdown, both teams combined for 38 points in the second quarter.

Henry Pickens III put a big hit on UCA quarterback Will McElvain on the Bears' third play of the game. McElvain fumbled on the play and Bryce Norman picked up the ball and ran three yards into the end zone putting the Redhawks ahead, 7-0, with 9:44 left in the first quarter.

It was then a shootout during the next 15 minutes of the contest.

UCA tied the game with an 80-yard touchdown pass from Kylin James to Jarrod Barnes. McElvain threw to James before his heave landed in the hands of Barnes.

Paxton DeLaurent ran for six yards and pitched the ball. After the ball bounced off the turf, T.D. Williams recovered and dashed 85 yards to give UCA a 14-7 advantage.

On the second play of SEMO's ensuing possession, DeLaurent hit Ryan Flournoy in stride for a 62-yard touchdown to quickly tie the game at 14-14.

A 28-yard pass from DeLaurent to Will Weidemann moved SEMO to the UCA 17-yardline. Two plays later, DeLaurent threw a 14-yard touchdown pass to Johnny King regaining a 21-14 lead for the Redhawks with just over four minutes left in the second quarter.

Hayden Ray's 28-yard field goal made it a 21-17 game, but Dalyn McDonald returned the next kickoff 97 yards for a touchdown to grab SEMO a 28-17 halftime lead.

The first half ended with Ray's 34-yard field goal attempt clanking off the left upright.

UCA was within a possession twice in the second half, but SEMO held off the Bears.

Ray kicked a 38-yard field goal to narrow the margin to 28-20 with 9:17 to go in the third quarter.

SEMO, however, manufactured a 12-play, 61-yard drive capped by an 11-yard run by DeLaurent that extended the Redhawks lead to 35-20.

UCA answered with a 1-yard touchdown by Darius Hale to pull within eight points again.

Following a SEMO punt, UCA had one last chance, but the Redhawk defense forced the Bears off the field in three plays.

SEMO ran out the final 2:39 of the game en route to its third-straight victory.

DeLaurent completed 17-of-31 passes for 252 yards and two touchdowns, while Geno Hess ran for 123 yards on 20 carries. Hess averaged 6.2 yards per carry and ran for 100 or more yards for the 11th time in his career.

As a team, SEMO finished with 457 total yards and limited UCA to only 16 rushing yards. The 16 yards were the fifth fewest in a game the Redhawks held their opponent to during their FCS era.

McDonald added 182 kick return yards as his 97-yard touchdown tied for the second longest kick return for a touchdown in program history.

Lawrence Johnson, Norman and Ty Leonard paved the way for SEMO's defense. Johnson had 10 tackles, while Norman and Leonard followed with eight each. Norman also scored the first touchdown of his career, added a half-sack, recovered a fumble and notched two breakups.

SEMO improved to 7-1 in Family Weekend games under Head Coach Tom Matukewicz.

Score by Quarters	1	2	3	4	OT	Score	
Central Arkansas	0	17	3	7	-	27	Record: 1-3
Southeast Missouri	7	21	0	7	-	35	Record: 3-1

Scoring Summary

1st	9:44	SEMO	Norman 3 yd fumble recovery (Pippin kick)
2nd	14:35	UCA	Barnes 80 yd pass from James (Ray kick)
	8:33	UCA	Williams 85 yd fumble recovery (Ray kick)
	8:10	SEMO	Flournoy 62 yd pass from DeLaurent (Pippin kick)
	4:01	SEMO	King 14 yd pass from DeLaurent (Pippin kick)
	1:29	UCA	Ray 28 yd field goal
	1:15	SEMO	McDonald 97 yd kickoff return (Pippin kick)
3rd	9:17	UCA	Ray 38 yd field goal
4th	10:57	SEMO	DeLaurent 11 yd run (Pippin kick)
	8:41	UCA	Hale 1 yd run (Ray kick)

	UCA	SEMO
First Downs	14	27
Rushes-Yards (Net)	24-16	46-205
Passing Yards (Net)	364	252
Passes Comp-Att-Int	20-31-0	17-31-1
Total Offense Plays-Yards	55-380	77-457
Fumble Returns-Yards-TD	1-85-1	1-3-1
Punt Returns-Yards-TD	0-0-0	1-4-0
Kickoff Returns-Yards-TD	3-77-0	6-185-1
Interceptions-Yards-TD	1-0-0	0-0-0
Punts (Number-Avg)	5-39.8	3-37.7
Fumbles-Lost	1-1	2-1
Penalties-Yards	5-70	3-30
Possession Time	23:20	36:40
Third-Down Conversions	5-13	8-15
Fourth-Down Conversions	0-1	1-2
Red-Zone Scores-Chances	3-4	2-5
Sacks By: Number-Yards	1-6	3-8

Game

4



Rushing (Att-Yds-TD): UCA - Hale, Darius 12-24-1; James, Kylin 2-4-0; Barnes, Jarrod 1-1-0; Smith, Trysten 2-3-0; McElvain, Will 7-8-0. SEMO - Hess, Geno 20-123-0; DeLaurent, Paxton 15-60-1; Rucker, Shamenski 7-32-0; Pippin, DC 1-0-0; TEAM - 3-10-0.

Passing (C-A-I-TD-Yds.): UCA - McElvain, Will 19-30-0-0-284; James, Kylin 1-1-0-0-80. SEMO - DeLaurent, Paxton 17-31-1-2-252.

Receiving (No.-Yds.-TD): UCA - James, Kylin 6-99-0; Richmond, Chris 4-68-0; Barnes, Jarrod 3-113-1; Kitt-Denton, M. 2-34-0; Butler, Myles 2-18-0; Long, Jared 1-22-0; Eldridge, Austin 1-12-0; Hale, Darius 1-2-0. SEMO - King, Johnny 5-68-1; Flournoy 2-68-1; Weidemann, Will 2-51-0; Hess, Geno 2-24-0; Vick, Damorie 2-16-0; Frazier, Pervis 2-13-0; McDonald, Dalyn 1-6-0; Joiner, Danny 1-6-0.

Leading Tacklers: UCA - Wilson, Tamauri 12. SEMO - Johnson, Lawrence 10.





#24 Southeast Missouri 49 Lindenwood 28

Oct. 1, 2022 • Hunter Stadium • St. Charles, Mo. • Attendance: 5,036

ST. CHARLES, Mo. – Geno Hess ran for a career-high 276 yards and four touchdowns, and broke two of his program's career records to lead #24 Southeast Missouri to a 49-28 win over Lindenwood at Hunter Stadium.

In the first-ever meeting between SEMO and LU, deemed Game Ball Brawl, the Redhawks prevailed in a shootout that featured a combined 77 points and 1,218 yards of total offense.

A native of Peoria, Illinois, Hess broke SEMO's all-time career records in total touchdowns and rushing touchdowns surpassing Walter Smallwood in both categories. Smallwood attended the game and presented Hess with the game ball after the Redhawks buried the Lions with a 21-point fourth quarter. Hess now has 39 total touchdowns and 37 rushing touchdowns in his career.

SEMO never trailed in the game and drove inside LU's 20-yard line on each of its first two possessions but settled for DC Pippin field goals of 21 and 29 yards to take an early 6-0 lead with 5:33 left to play in the first quarter.

The Lions were then inside the Redhawks 10-yard line when quarterback Cade Brister fumbled on back-to-back plays. Brister's second fumble was recovered by LaWilliam Holmes.

SEMO later capitalized on the turnover with a 9-play, 87-yard march that ended with a 15-yard touchdown run by Hess pushing the Redhawks lead to 13-0 at the 13:13 mark in the second quarter.

The Redhawks continued their strong start with another touchdown, this time a 21-yard pass from Paxton DeLaurent to Johnny King. King's team-high fourth receiving TD was followed by a 2-point conversion as SEMO widened its lead to 21-0 with 8:28 to go.

A roughing the kicker penalty by

SEMO gave LU an automatic first down with under three minutes left in the second quarter. Brister would hook up with Payton Rose on a 14-yard pass to cut the Redhawks lead to 21-7 at the half.

LU managed to make it a one-possession game on a 19-yard pass from Brister to Kobe Smith with 4:10 left in the third quarter.

However, SEMO answered with touchdowns by Hess on its next to scoring drives. Hess scored from 14 yards out and later busted loose for an 84-yard touchdown after Bryce Norman intercepted Brister to give the Redhawks a 35-14 advantage.

Two more fourth-quarter touchdowns followed when Shamenski Rucker sprinted 30 yards to the end zone and Hess capped off his record-setting day with a 1-yard plunge to polish off SEMO's fourth-consecutive win.

Hess ran the ball 24 times and averaged a staggering 11.5 yards per carry to lead SEMO to a season-high 372 rushing yards.

Meanwhile, DeLaurent threw for 312 yards and one touchdown on 19-of-33 passes. King added a game-high eight receptions for 126 yards and one touchdown, his second 100-yard receiving effort this year.

SEMO's 684 total yards were the second-most in a game during the Redhawks Division I era.

Defensively, the Redhawks posted a +2 turnover margin. Trai Hodges led the way with nine tackles and Norman followed close behind with eight stops, a sack, one interception and a pass breakup.

SEMO won its Ohio Valley Conference opener for the fourth-straight season and improved to 7-2 in such games under Head Coach Tom Matukewicz.

Score by Quarters	1	2	3	4	OT	Score	
#24 Southeast Missouri	6	15	7	21	-	49	Record: 4-1, 1-0 OVC
Lindenwood	0	7	7	14	-	28	Record: 2-2, 0-2 OVC

Scoring Summary

1st	11:18	SEMO	Pippin 21 yd field goal
	5:33	SEMO	Pippin 29 yd field goal
2nd	13:13	SEMO	Hess 15 yd run (Pippin kick)
	8:28	SEMO	King 21 yd pass from DeLaurent (Vick pass from DeLaurent)
	2:44	LU	Rose 14 yd pass from Brister (Seibert kick)
3rd	4:10	LU	Smith 19 yd pass from Brister (Seibert kick)
	1:31	SEMO	Hess 14 yd run (Pippin kick)
4th	12:16	SEMO	Hess 84 yd run (Pippin kick)
	10:14	LU	Brister 16 yd run (Seibert kick)
	5:39	SEMO	Rucker 30 yd run (Pippin kick)
	4:35	LU	Bethany 30 yd pass from Brister (Seibert kick)
	1:28	SEMO	Hess 1 yd run (Pippin kick)

	SEMO	LU
First Downs	30	34
Rushes-Yards (Net)	37-372	35-188
Passing Yards (Net)	312	346
Passes Comp-Att-Int	19-33-0	28-44-1
Total Offense Plays-Yards	70-684	79-534
Fumble Returns-Yards-TD	0-0-0	0-0-0
Punt Returns-Yards-TD	2-10-0	1-2-0
Kickoff Returns-Yards-TD	3-29-0	5-69-0
Interceptions-Yards-TD	1-11-0	0-0-0
Punts (Number-Avg)	1-36.0	4-41.5
Fumbles-Lost	0-0	2-1
Penalties-Yards	4-40	4-40
Possession Time	27:33	32:27
Third-Down Conversions	3-9	6-12
Fourth-Down Conversions	1-2	1-1
Red-Zone Scores-Chances	5-6	3-5
Sacks By: Number-Yards	5-19	0-0

Game

5



Rushing (Att.-Yds.-TD): SEMO - Hess, Geno 24-276-4; Rucker, Shamenski 9-74-1; DeLaurent, Paxton 4-22-0. LU - Brister, Cade 16-80-1; Martin, Andrew 15-74-0; Williams, Justin 4-34-0.

Passing (C-A-I-TD-Yds.): SEMO - DeLaurent, Paxton 19-33-0-1-312. LU - Brister, Cade 28-44-1-3=346.

Receiving (No.-Yds.-TD): SEMO - King, Johnny 8-126-1; Vick, Damorie 5-79-0; Todd, Garrett 1-35-0; Frazier, Pervis 1-35-0; Hess, Geno 1-14-0; Weidemann, Will 1-13-0; McDonald, Dalyn 1-5-0; Joiner, Danny 1-5-0. LU - Rose, Payton 6-67-1; Smith, Kobe 5-79-1; Martin, Andrew 5-60-0; Lanckriet, Chase 3-22-0; Haerr, Abraham 3-16-0; Bethany, Jalen 2-36-1; Caldwell, Jeff 2-29-0; Williams, Justin 1-29-0; Redd, Spencer 1-8-0.

Leading Tacklers: SEMO - Hodges, Trai 9. LU - Whittemore, David 9.





2022 SOUTHEAST MISSOURI FOOTBALL NOTES

GAME RECAPS

Tennessee Tech 20 #21 Southeast Missouri 34

Oct. 8, 2022 • Houck Field • Cape Girardeau, Mo. • Attendance: 3,892

CAPE GIRARDEAU, Mo. – Ryan

Flournoy caught five passes for 101 yards and two touchdowns, and Geno Hess surpassed 3,000 career rushing yards to lead #21 Southeast Missouri to a 34-20 win over Tennessee Tech at Houck Field.

Flournoy posted the second 100-yard receiving game of his career and Hess became only the third player in program history to rush for over 3,000 yards. He now has 3,051 yards and ranks third among the school's all-time leaders.

SEMO used a good balance of offense and defense to pick up its fifth-straight win and remain unbeaten in Ohio Valley Conference play.

Tied, 13-13, SEMO scored two touchdowns in the final minutes of the first half to take a 27-13 lead at halftime and those scores held up big in the end.

The Redhawks immediately answered a game-tying touchdown by the Golden Eagles with a 5-play, 52-yard drive on their next possession.

A nice 48-yard kickoff return by Darrell Smith gave SEMO good field position at its 48-yard line. Paxton DeLaurent ran for 24 yards and threw an 11-yard completion to Damoriea Vick to get SEMO to the TTU 12-yard line. On the next play, DeLaurent threw a 12-yard touchdown pass to Ryan Flournoy regaining a 20-13 advantage for the Redhawks.

Trai Hodges intercepted Jeremiah Oatsvall's pass and returned the ball 49 yards to the TTU 26-yard line just before the intermission.

DeLaurent, after completing a 19-yard pass to Garrett Todd, followed that with a 7-yard touchdown pass to Johnny King widening SEMO's lead by two scores.

Both of those touchdowns came in a quick span of 1:52.

SEMO and TTU scored just once each in the second half.

Flournoy scored his second touchdown of the game on a 4-yard catch to make it 34-13 with 4:40 left to play in the third quarter.

TTU later closed the gap with a 30-yard pass from Oatsvall to Bradley Clark at the 9:39 mark in the fourth period.

The Golden Eagles made it to SEMO's 20-yard line and faced a fourth-and-8 when William McCall intercepted Oatsvall with 32 seconds on the clock.

McCall's pick was one of a season-high three for the Redhawk defense.

DeLaurent threw for 266 yards and three touchdowns on 22-of-33 passes, and ran for 16 yards on six carries.

Hess finished the day with 88 yards and one touchdown on 13 attempts. He scored a touchdown in four-straight starts.

TTU held a 400-377 advantage in total yards, but committed three turnovers.

Bryce Norman and Lawrence Johnson led the Redhawks with 12 and 10 tackles, respectively.

Johnson added an interception, two quarterback hurries and a breakup as well.

McCall and Hodges each followed with a pick of their own.

Score by Quarters	1	2	3	4	OT	Score	
Tennessee Tech	3	10	0	7	-	20	Record: 1-4, 0-2 OVC
#21 Southeast Missouri	10	17	7	0	-	34	Record: 5-1, 2-0 OVC

Scoring Summary

1st	12:10	SEMO	Pippin 28 yd field goal
	7:24	TTU	Olsen 43 yd field goal
	4:56	SEMO	Hess 2 yd run (Pippin kick)
2nd	11:14	TTU	Olsen 33 yd field goal
	7:38	SEMO	Pippin 35 yd field goal
	2:44	TTU	Dyal 7 yd pass from Oatsvall (Olsen kick)
	1:03	SEMO	Flournoy 12 yd pass from DeLaurent (Pippin kick)
	0:10	SEMO	King 7 yd pass from DeLaurent (Pippin kick)
3rd	4:40	SEMO	Flournoy 4 yd pass from DeLaurent (Pippin kick)
4th	9:39	TTU	Clark 30 yd pass from Oatsvall (Olsen kick)

	TTU	SEMO
First Downs	26	19
Rushes-Yards (Net)	32-130	25-111
Passing Yards (Net)	270	266
Passes Comp-Att-Int	27-48-3	22-33-0
Total Offense Plays-Yards	80-400	58-377
Fumble Returns-Yards-TD	0-0-0	0-0-0
Punt Returns-Yards-TD	1-6-0	0-0-0
Kickoff Returns-Yards-TD	6-140-0	5-148-0
Interceptions-Yards-TD	0-0-0	3-63-0
Punts (Number-Avg)	3-30.7	4-38.8
Fumbles-Lost	1-0	1-0
Penalties-Yards	6-55	8-75
Possession Time	33:22	26:38
Third-Down Conversions	1-13	2-10
Fourth-Down Conversions	4-6	1-2
Red-Zone Scores-Chances	2-4	6-6
Sacks By: Number-Yards	2-15	2-11

Game

6



Rushing (Att-Yds-TD): TTU - Gist, David 13-63-0; Allen, Jayvian 7-26-0; Pegues, Justin 3-19-0; Cross, Quinton 1-12-0; Fleming, Metrius 1-11-0; Oatsvall, Jeremiah 7--1-0. SEMO - Hess, Geno 13-88-1; DeLaurent, Paxton 6-16-0; Rucker, Shamenski 6-7-0.

Passing (C-A-I-TD-Yds.): TTU - Oatsvall, Jeremiah 27-48-3-2-270. SEMO - DeLaurent, Paxton 22-33-0-3-266.

Receiving (No-Yds-TD): TTU - Gist, David 6-44-0; Clark, Bradley 4-70-1; Fleming, Metrius 4-43-0; Cross, Quinton 4-42-0; Barnhart, Hunter 2-14-0; Pegues, Justin 1-14-0; Price, Heath 1-10-0; Allen, Jayvian 1-9-0; Thornton, Q. 1-9-0; Dyal, Davin 1-7-1; Widelock, Ezra 1-7-0; Dean, Jalal 1-1-0. SEMO - Vick, Damoriea 9-76-0; Flournoy, Ryan 5-101-2; King, Johnny 5-51-1; Todd, Garrett 1-19-0; Joiner, Danny 1-11-0; Weidemann, Will 1-8-0.

Leading Tacklers: TTU - Burns, Samari 9. SEMO - Johnson, Lawrence 12; Norman, Bryce 12.





#16 Southeast Missouri 51 Northwestern State 16

Oct. 22, 2022 • Turpin Stadium • Natchitoches, La. • Attendance: 4,326

Score by Quarters	1	2	3	4	OT	Score	
#16 Southeast Missouri	23	14	14	0	-	51	Record: 6-1, 2-0 OVC
Northwestern State	3	0	13	0	-	16	Record: 3-5, 3-0 Southland

Scoring Summary

1st	13:35	SEMO	Pippin 54 yd field goal
	11:04	NSU	Godina 24 yd field goal
	7:31	SEMO	Pippin 20 yd field goal
	7:11	SEMO	Hess 29 yd run (Pippin kick)
	6:33	SEMO	Hess 4 yd run (Pippin kick)
	1:40	SEMO	Pippin 29 yd field goal
2nd	3:09	SEMO	Vick 3 yd pass from DeLaurent (Pippin kick)
	1:41	SEMO	King 12 yd pass from DeLaurent (Figueroa kick)
3rd	10:24	SEMO	Flournoy 19 yd pass from DeLaurent (Harpenau kick)
	10:10	NSU	Adams 84 yd pass from Clement (Godina kick)
	9:02	SEMO	Hess 54 yd run (Curnow kick)
	8:49	NSU	King 59 yd pass from Clement (2-PT Pass No GOOD)

	SEMO	NSU
First Downs	28	21
Rushes-Yards (Net)	54-418	27-104
Passing Yards (Net)	201	305
Passes Comp-Att-Int	13-24-0	17-38-1
Total Offense Plays-Yards	78-619	65-409
Fumble Returns-Yards-TD	0-0-0	0-0-0
Punt Returns-Yards-TD	1-9-0	0-0-0
Kickoff Returns-Yards-TD	1-14-0	2-25-0
Interceptions-Yards-TD	1-11-0	0-0-0
Punts (Number-Avg)	3-36.7	4-47.8
Fumbles-Lost	2-0	1-1
Penalties-Yards	5-58	4-39
Possession Time	38:42	21:18
Third-Down Conversions	5-13	8-15
Fourth-Down Conversions	2-2	0-2
Red-Zone Scores-Chances	6-7	1-3
Sacks By: Number-Yards	3-8	1-13

Game

7



Rushing (Att.-Yds.-TD): SEMO-HESS, Geno 17-207-3; RUCKER, S. 10-58; SMITH, Darrell 9-49; DELAURENT, P. 9-45; WEIDEMANN, W. 1-22; OGBONNA, CJ 4-20; ROBBINS, Keveon 2-14; KING, Johnny 1-6; TEAM 1-minus 3. NSU-Clement, Zachary 11-47; Burrell, Kolbe 6-26; Lacy, Kenneith 8-16; Adams, Scooter 2-15.

Passing (C-A-I-TD-Yds.): SEMO-DELAURENT, P. 13-24-0-3-201. NSU-Clement, Zachary 17-38-1-2-305.

Receiving (No.-Yds.-TD): SEMO-FLOURNOY, Ryan 5-83-1; KING, Johnny 5-68-1; DOWNING, Kyron 1-38; MCDONALD, Dalyn 1-9; VICK, Damoriae 1-3-1. NSU-Patterson, Zach 5-32; Antonio, Javon 4-46; King, Stanley 2-37; Jones, Travon 2-16; Adams, Scooter 1-75; King, Ke'Nard 1-59; Walters, Jaheim 1-21; Lacy, Kenneith 1-10.

Leading Tacklers: SEMO - NORMAN, Bryce 5; JOHNSON, L. 5. NSU - Pedraza, Jared 11.



NATCHITOCHES, La. – Quarterback Paxton DeLaurent was 13 of 24 for 201 yards with three touchdowns as #16 Southeast Missouri powered its way to its sixth-straight victory with a 51-16 decision over Northwestern State at Turpin Stadium.

SEMO ran the ball 54 times for a season best 418 yards in the win. Geno Hess continued to be the bell cow for the Redhawk rushing attack, carrying the ball 17 times for 207 yards and found the endzone on three separate occasions.

The Redhawks defense got a huge play early on the second offensive play for Northwestern State. Defensive back Eric Ivory, Jr. intercepted NSU's Zachary Clement and returned it 11 yards to setup an eventual 54-yard field goal by SEMO's DC Pippin to give SEMO an early 3-0 advantage.

NSU would tie the game on their second possession with a 24-yard field goal from kicker Eddie Godina to knot it at three, midway through the first quarter.

SEMO would regain the lead with another Pippin field goal, this time a 20-yarder to give the Redhawks a 6-3 advantage, and SEMO would never trail again.

Nasim Cairo then recovered a Demons fumble after a Keandre Booker sack to set the Redhawks up at the NSU 29-yard line.

Hess then took the handoff from DeLaurent and scampered into the endzone from 29-yards out to give the Redhawks a 13-3 lead at the 7:11 mark in the opening quarter.

Another Hess rushing touchdown (4 yards, 6:33) and a Pippin 29-yard field goal would give the Redhawks a 23-3 lead after the first 15-minutes.

Pippin was 3-for-3 on field goals Saturday. He also was 3-for-3 on PATs.

Austin Harpenau, Jorge Figueroa, and Clark Curnow also, all made PATs

for the Redhawks Saturday.

Shamenski Rucker added 58 yards on the ground for SEMO and Darrell Smith finished with 49 yards.

SEMO would then increase its advantage to 37-3 at the break with a pair of touchdowns by Damoriae Vick and Johnny King.

Vick caught a three-yard touchdown reception at 3:09 left in the half before King hauled in a 12-yard touchdown at 1:41 in the second quarter.

King turned in five catches for 68 yards with a touchdown.

Ryan Flournoy added 85 yards receiving on five receptions. He extended the SEMO lead to 44-3 at 10:24 in the third with a 19-yard touchdown from DeLaurent.

Flournoy has now registered a touchdown in five-straight games.

DeLaurent also had 45 rushing yards Saturday.

Hess then scored his third touchdown of the day with 9:02 left in the third quarter to provide SEMO a 51-10 advantage.

Northwestern State benefited from two huge plays to cut the Redhawks advantage to 51-16. Clement hit Scooter Adams on an 84-yard touchdown at 10:10 in the third before a 59-yard touchdown reception by Ke'Nard King wrapped the scoring at 8:49 in the third stanza.

SEMO's defense was stout once again, turning the Demons over two times, with one interception and one fumble recovery.

Safety Lawrence Johnson and Jackson, Missouri, native Bryce Norman led the Redhawks with 5 total tackles each on the afternoon to lead the defense for the second-straight week. Christian Fuhrman, Dony'e Taylor, Antonio Taylor, and Jacob Morrissey all added four tackles.



2022 SOUTHEAST MISSOURI FOOTBALL NOTES

GAME RECAPS

Eastern Kentucky 28 #14 Southeast Missouri 23

Oct. 29, 2022 • Houck Field • Cape Girardeau, Mo. • Attendance: 4,902

CAPE GIRARDEAU, Mo. – Ryan

Flournoy turned in a career-best outing as #14 Southeast Missouri dropped its Homecoming contest to Eastern Kentucky, 28-23, at Houck Field.

Flournoy, a junior from Hazelcrest, Illinois, finished with a personal-best 256 receiving yards on 15 receptions with a touchdown. His performance ranks second all-time in SEMO program history behind Kristian Wilkerson's 263 yards in 2018 at UT Martin (Oct. 27, 2018).

Flournoy has now hauled in a touchdown pass in each of the past five games he has played in at SEMO.

Eastern Kentucky scored 22 points in the third quarter to win their fifth game of the season and move to 5-3 on the year.

Paxton DeLaurent led a drive in the final minutes of the game down to the ECU 36-yard line trailing by five. A 2nd-and-3 pass resulted in an interception by defensive back Deonta Bembry to end the Redhawks comeback and halt their win streak at six.

DeLaurent finished the contest 27-for-46 with 375 yards through the air, resulting in a touchdown and two interceptions. He also added 45 yards on the ground on five attempts, and a touchdown.

His longest run of the day was 20 yards resulting in a rushing touchdown with 5:17 left in the fourth quarter.

SEMO's defense was stout against the rush, allowing only 61 yards on the ground to the Colonels.

DC Pippin continued his scoring ways with the game's first points. With 12:42 left in the first quarter, Pippin converted a 28-yard field goal to give the Redhawks an early 3-0 lead.

Flournoy then recorded the game's first touchdown after the Redhawks defense forced a missed field goal

from Patrick Nations (37-yard).

Flournoy caught a four-yard pass from DeLaurent to give the Redhawks a 10-0 advantage.

SEMO turned in three more points after another 28-yard field goal with 11 seconds left in the first quarter and had a 13-0 lead at the break.

EKU would finally get on the board with a pass from quarterback Parker McKinney. McKinney, who finished 35-for-42 for 398 yards and a touchdown, found wide receiver Jayden Higgins for a 13-yard score.

Higgins led the Colonels in receiving with eight catches for 76 yards and a touchdown.

EKU's succeeding possession resulted in a touchdown. This time an eight-yard scamper by McKinney with 8:35 left on the clock in the third quarter, providing the Colonels a 14-13 edge.

Another Pippin field goal three-minutes later (5:08) regained the lead for the home side. Pippin booted his third 28-yard field goal of the contest to make the score 16-14.

Pippin was 3-for-3 on field goals and 2-for-2 on extra points. 10 unanswered points from ECU gave the Colonels a 25-16 advantage with 8:04 left in the fourth.

EKU tacked on a touchdown as time expired in the third quarter with McKinney's second rushing touchdown of the day (22-16), this one from three yards out.

Nations would add a field goal (26 yards) before SEMO looked to make a comeback.

A late score from DeLaurent brought the Redhawks to within two as the SEMO signal caller ran in from 13 yards out to cut the ECU lead to 28-23.

Score by Quarters	1	2	3	4	OT	Score	
Eastern Kentucky	0	0	22	6	-	28	Record: 5-3
#14 Southeast Missouri	10	3	3	7	-	23	Record: 6-2

Scoring Summary

1st	12:42	SEMO	Pippin 28 yd field goal
	3:29	SEMO	Flournoy 4 yd pass from DeLaurent (Pippin kick)
2nd	0:11	SEMO	Pippin 28 yd field goal
3rd	10:38	EKU	Higgins 13 yd pass from McKinney (Nations kick)
	8:35	EKU	McKinney 8 yd run (Nations kick)
	5:08	SEMO	Pippin 28 yd field goal
	0:00	EKU	McKinney 3 yd run (Higgins pass from McKinney)
4th	8:04	EKU	Nations 26 yd field goal
	5:17	SEMO	DeLaurent 13 yd run (Pippin kick)
	1:23	EKU	Nations 21 yd field goal

	EKU	SEMO
First Downs	20	27
Rushes-Yards (Net)	25-61	26-145
Passing Yards (Net)	398	375
Passes Comp-Att-Int	35-42-0	27-46-2
Total Offense Plays-Yards	67-459	72-520
Fumble Returns-Yards-TD	0-0-0	0-0-0
Punt Returns-Yards-TD	0-0-0	1-22-0
Kickoff Returns-Yards-TD	1-0-0	3-66-0
Interceptions-Yards-TD	2-7-0	0-0-0
Punts (Number-Avg)	2-34.5	1-47.0
Fumbles-Lost	0-0	1-1
Penalties-Yards	3-35	3-22
Possession Time	33:33	26:27
Third-Down Conversions	7-12	6-11
Fourth-Down Conversions	0-1	0-1
Red-Zone Scores-Chances	5-6	5-6
Sacks By: Number-Yards	1-5	0-0

Game

8



Rushing (Att-Yds-TD): ECU - Sloan, Braedon 12-31-0; Carter, Joshua 5-16-0; McKinney, Parker 7-15-2; TEAM 1-1-0. SEMO - Hess, Geno 19-81-0; DeLaurent, Paxton 5-45-1; Rucker, Shamenski 2-19-0.

Passing (C-A-I-TD-Yds.): ECU - McKinney, Parker 35-42-0-1-398. SEMO - DeLaurent, Paxton 27-46-2-1-375.

Receiving (No.-Yds.-TD): ECU - Higgins, Jayden 8-76-1; Smith, Jaden 7-69-0; Sloan, Braedon 6-97-0; McCoy, Cornelius 6-65-0; Mitchell, Jyrant 4-35-0; Sewell, Joseph 2-27-0; McFadden, Keke 1-25-0; Carter, Joshua 1-4-0. SEMO - Flournoy, Ryan 15-256-1; King, Johnny 7-87-0; Vick, Damoria 2-14-0; Frazier, Pervis 2-5-0; Hess, Geno 1-13-0.

Leading Tacklers: ECU - Ford, Elijah 7; Herrud, Jaylen 7; Hendrix, Jett 7. SEMO - Norman, Bryce 16.





#20 Southeast Missouri 42 Tennessee State 0

Nov. 5, 2022 • Nissan Stadium • Nashville, Tenn. • Attendance: 6,369

NASHVILLE, Tenn. – Geno Hess ran for 136 yards, three touchdowns and broke his program's all-time career rushing record leading #20 Southeast Missouri to a 42-0 win over Tennessee State at Nissan Stadium.

It didn't take Hess long to become his school's all-time leading rusher. In fact, he accomplished the feat on just his third run of the game, a 9-yard carry early in the first quarter. Hess surpassed Kelvin "Earthquake" Anderson's mark of 3,392 yards which stood for 28 years.

Hess quickly put SEMO on the board when he ripped off a 44-yard touchdown run on the Redhawks second play from scrimmage. The touchdown gave the Redhawks a 7-0 lead just 2:34 into the contest.

SEMO tacked on 14 more points in the second quarter before heading into the locker room with a 21-0 halftime advantage.

Damoriea Vick caught a 9-yard touchdown pass from Paxton DeLaurent before Hess scored his second touchdown, this time on a 6-yard run with 3:18 remaining in the second quarter.

TSU moved inside SEMO's 10-yard line just before the intermission, but the Redhawks defense held, and the Tigers later missed a 28-yard field goal.

After TSU botched the snap on a punt, SEMO had excellent field position at the Tigers 29-yard line. On the next play, Hess scampered 24 yards to the TSU 5-yard line and then scored his third touchdown two plays later on a 3-yard run up the middle extending the Redhawks lead to 28-0 with just under 10 minutes to go in the third quarter.

The Tigers managed to get inside SEMO's 5-yard line late in the third quarter, but the Redhawks kept them out of the end zone. SEMO held on three-straight plays from its own

2-yard line to cap its impressive stand.

Darrell Smith and Keveon Robbins capped the night by scoring their first career touchdowns in the final period. Smith scored from 56 yards out and Robbins hit paydirt on a 20-yard run.

Hess ran for 106 yards, two touchdowns and averaged 8.2 yards per touch in the game's first 30 minutes alone. He now has 3,475 yards as the Redhawks top all-time career rusher.

SEMO dominated the ground game all night outgaining TSU, 310-152. The Redhawks also piled up 459 yards of total offense and did not turn the ball over.

DeLaurent completed a near-perfect 13-of-14 passes for 138 yards and a touchdown, while Vick paved the way with five receptions for 46 yards.

Defensively, Bryce Norman turned in 12 tackles and a pair of quarterback hurries. SEMO collected three sacks and eight tackles for loss, as well.

The Redhawks posted their fourth-straight road win and has their longest road winning streak since 2010. SEMO also beat the Tigers for the fifth-straight time with Head Coach Tom Matukewicz improving to 6-2 against TSU.

Additionally, SEMO pitched a shutout in an Ohio Valley Conference game for the first time since 1997 (31-0, at Austin Peay).

Score by Quarters	1	2	3	4	OT	Score	
#20 Southeast Missouri	7	14	7	14	-	42	Record: 7-2, 3-0 OVC
Tennessee State	0	0	0	0	-	0	Record: 3-6, 2-2 OVC

Scoring Summary

1st	12:26	SEMO	Hess 44 yd run (Pippin kick)
2nd	9:43	SEMO	Vick 9 yd pass from DeLaurent (Pippin kick)
	3:18	SEMO	Hess 6 yd run (Pippin kick)
3rd	9:59	SEMO	Hess 3 yd run (Pippin kick)
4th	11:15	SEMO	Smith 56 yd run (Pippin kick)
	3:16	SEMO	Robbins 20 yd run (Pippin kick)

	SEMO	TSU
First Downs	22	17
Rushes-Yards (Net)	43-310	44-152
Passing Yards (Net)	149	104
Passes Comp-Att-Int	14-18-0	14-35-0
Total Offense Plays-Yards	61-459	79-256
Fumble Returns-Yards-TD	0-0-0	0-0-0
Punt Returns-Yards-TD	2-13-0	1-2-0
Kickoff Returns-Yards-TD	0-0-0	5-106-0
Interceptions-Yards-TD	0-0-0	0-0-0
Punts (Number-Avg)	4-37.8	5-34.6
Fumbles-Lost	1-0	1-0
Penalties-Yards	6-75	1-5
Possession Time	29:38	30:22
Third-Down Conversions	3-7	4-17
Fourth-Down Conversions	0-0	2-5
Red-Zone Scores-Chances	4-4	0-2
Sacks By: Number-Yards	3-31	2-20

Game

9




Rushing (Att-Yds.-TD): SEMO - Hess, Geno 18-136-3; Smith, Darrell 4-74-1; Robbins, Keveon 6-51-1; Rucker, Shamski 8-35-0; Ogbonna, CJ 3-11-0; DeLaurent, Paxton 4-3-0. TSU - Starling, Devon 15-64-0; Rouse, Jalen 9-51-0; Gant, Jordan 7-38-0; Ellis, Draylen 8-15-0; Boone III, Tre 1-3-0; Bryant, Deveon 2--1-0; Dobson, Zack 1--7-0; Stillwell, Kobie 1--11-0.

Passing (C-A-I-TD-Yds.): SEMO - DeLaurent, Paxton 13-14-0-1-138; Ogbonna, CJ 1-4-0-0-11. TSU - Ellis, Draylen 14-35-0-0-104.

Receiving (No.-Yds.-TD): SEMO - Vick, Damoriea 5-46-1; Weidemann, Will 3-34-0; King, Johnny 3-27-0; Flournoy, Ryan 2-33-0; Hess, Geno 1-9-0. TSU - Dobson, Zack 3-29-0; Holloman, J.J. 2-26-0; Trueheart, Josh 2-23-0; Brenson, Karate 2-18-0; Davis, Da'Shon 2-3-0; Rouse, Jalen 1-5-0; Rose, Rayonta 1-2-0; Starling, Devon 1--2-0.

Leading Tacklers: SEMO - Norman, Bryce 12. TSU - Bryant, Jahsun 12.





2022 SOUTHEAST MISSOURI FOOTBALL NOTES

GAME RECAPS

#19 Southeast Missouri 31 Eastern Illinois 7

Nov. 12, 2022 • O'Brien Field • Charleston, Ill. • Attendance: 1,831

CHARLESTON, Ill. – Geno Hess ran for 198 yards and three touchdowns and #19 Southeast Missouri scored 31 unanswered points in a 31-7 win over Eastern Illinois on a frigid day at O'Brien Field.

With temperatures dropping to as low as 27 degrees and snow on the ground, SEMO won its fifth-straight road game. The Redhawks put together another nice victory, this time doing so without starting quarterback Paxton DeLaurent who missed his first game with a foot injury.

SEMO gave Tom Matukewicz his 50th career win as a head coach. Matukewicz, in his ninth year at the helm, won 49 of those games with the Redhawks and picked up the other as Northern Illinois' interim head coach back in 2010.

After a slow start which saw both teams combine for under 100 total yards (95) in the first quarter, SEMO came alive to score 21-straight points and take a two-score lead.

Down, 7-0, Patrick Heitert entered the game and put together the first scoring drive of his career in impressive fashion.

Heitert, replaced starter CJ Ogbonna in his first career game under center, quickly completed his first two passes, including one for 30 yards to Johnny King down the far sideline. On third-and-7, Heitert then ran for his first career touchdown to tie the game with 9:45 left to play in the second quarter.

Turnovers by SEMO's defense on EIU's next two possessions led to 14 more points.

Mali Walton picked off Dom Shoffner and his turnover resulted in a 31-yard run by Hess which put the Redhawks ahead for the first time at 14-7.

Less than two minutes later, Keandre Booker intercepted a pass

which SEMO capitalized to score again, this time using a 10-yard run by Hess to stretch the lead to 21-7 at the intermission.

The Redhawks polished off their eighth win of the season by tacking on 10 more points in the second half.

DC Pippin, after missing two field goals, connected on a 41-yard try with 2:11 remaining in the third quarter.

Hess hit paydirt on a 1-yard run for his third touchdown of the day at the 9:15 mark in the fourth period.

Hess averaged 6.6 yards per carry on 30 attempts and broke SEMO's all-time record in 100-yard games with the 15th of his career. Hess has now broken five of his program's career records this season alone.

Heitert finished with 140 yards on 11-of-17 passes and ran for 31 yards and a touchdown on seven attempts.

Defensively, SEMO was outstanding. The Redhawks limited EIU to only 100 total yards, the second-fewest by any opponent in SEMO's NCAA Division I era. The Redhawks had two turnovers, as well.

Bryce Norman paved the way with a game-high 11 tackles and is now four away from 100 this year. The Redhawks added three sacks, two interceptions and seven tackles for loss.

SEMO's five-game road winning streak is the program's longest in its Division I tenure. Additionally, the Redhawks posted eight wins in a season for only the fifth time in school history.

Score by Quarters	1	2	3	4	OT	Score
#19 Southeast Missouri	0	21	2	7	-	31
Eastern Illinois	0	7	0	0	-	7

Record: 8-2, 4-0 OVC
Record: 2-8, 1-3 OVC

Scoring Summary

2nd	12:45	EIU	Benefield 4 yd run (Galloway kick)
	9:45	SEMO	Heitert 7 yd run (Pippin kick)
	8:44	SEMO	Hess 31 yd run (Pippin kick)
	6:46	SEMO	Hess 10 yd run (Pippin kick)
3rd	2:11	SEMO	Pippin 41 yd field goal
4th	9:15	SEMO	Hess 1 yd run (Pippin kick)

	SEMO	EIU
First Downs	21	6
Rushes-Yards (Net)	54-320	32-79
Passing Yards (Net)	140	21
Passes Comp-Att-Int	11-18-1	3-19-2
Total Offense Plays-Yards	72-460	51-100
Fumble Returns-Yards-TD	0-0-0	0-0-0
Punt Returns-Yards-TD	3-32-0	1-13-0
Kickoff Returns-Yards-TD	0-0-0	6-156-0
Interceptions-Yards-TD	2-2-0	1-0-0
Punts (Number-Avg)	4-30.0	8-41.6
Fumbles-Lost	3-1	3-0
Penalties-Yards	2-10	3-13
Possession Time	35:52	24:08
Third-Down Conversions	6-15	3-14
Fourth-Down Conversions	1-1	0-1
Red-Zone Scores-Chances	3-6	1-1
Sacks By: Number-Yards	3-19	0-0

Game
10



Rushing (Att-Yds.-TD): SEMO - Hess, Geno 30-198-3; Robbins, Keveon 6-42-0; Flournoy, Ryan 1-31-0; Heitert, Patrick 7-31-1; Smith, Darrell 2-9-0; Ogbonna, CJ 5-5-0; Rucker, Shamenski 3-4-0. EIU - Flowers, KJ 8-38-0; Benefield, Jaelin 5-21-1; Shoffner, Dom 13-16-0; Conway, Kevin 3-11-0; Lewis, Zeke 1-3-0; Kowalak, Justin 2-10-0.

Passing (C-A-I-TD-Yds.): SEMO - Ogbonna, CJ 0-1-0-0-0; Heitert, Patrick 11-17-1-0-140. EIU - Shoffner, Dom 2-11-2-0-12; Kowalak, Justin 1-4-0-0-9; Conway, Kevin 0-4-0-0-0.

Receiving (No.-Yds.-TD): SEMO - King, Johnny 4-55-0; Vick, Damoreia 3-39-0; Weidemann, Will 3-35-0; Flournoy, Ryan 1-11-0. EIU - Vallie, Jay 2-13-0; Hill, Nile 1-8-0.

Leading Tacklers: SEMO - Norman, Bryce 11. EIU Drakeford, K. 9; Lewis, TreJon 9.

