



2021-22 SOUTHEAST MISSOURI BASKETBALL



Schedule

November (3-4)

9	at Missouri State	ESPN+	W, 99-94
13	Youngstown State	ESPN+	L, 79-97
19	Arkansas State	ESPN+	L, 60-72
22	Missouri Baptist	ESPN+	W, 71-63
26	at Incarnate Word	!	W, 79-76
27	vs. Portland	!	L, 68-74
28	vs. Montana State	!	L, 68-75

December (2-5, 0-1 OVC)

4	Webster University	ESPN+	W, 76-64
8	Evansville	ESPN+	W, 75-73
11	at Purdue Fort Wayne	ESPN+	L, 65-78
15	at Southern Illinois	ESPN+	L, 55-80
18	at Pepperdine	WCC Network	L, 77-83
21	at California Baptist	ESPN+	L, 68-84
30	at Murray State	ESPN+	L, 81-106

January (1-2, 1-2 OVC)

1	Austin Peay	ESPN+	W, 98-79
6	at Belmont	ESPN+	L, 62-102
8	at Tennessee State	ESPN+	L, 84-95
13	Tennessee Tech	ESPN+	Postponed
20	Tennessee State	ESPN+	7 p.m.
22	at Eastern Illinois	ESPN+	3:30 p.m.
27	Morehead State	ESPNU	8 p.m.
29	SIU Edwardsville	ESPN+	4 p.m.

February (0-0, 0-0 OVC)

3	at UT Martin	ESPN+	8 p.m.
5	Eastern Illinois	ESPN+	4 p.m.
7	at SIU Edwardsville	ESPN+	7 p.m.
10	at Austin Peay	ESPN+	7:30 p.m.
12	Belmont	ESPN+	4 p.m.
17	at Tennessee Tech	ESPN+	7:30 p.m.
19	at Morehead State	ESPN+	3 p.m.
24	UT Martin	ESPN+	7 p.m.
26	Murray State	ESPN+	4 p.m.

March

2	OVC Tournament	First Round	Evansville, Ind.
3	OVC Tournament	Quarterfinals	Evansville, Ind.
4	OVC Tournament	Semifinals	Evansville, Ind.
5	OVC Championship		Evansville, Ind.

All games are broadcast live on the radio at Real Rock 99.3 FM. All times Central and Subject to Change; Home Games in **Bold**; * - Denotes Ohio Valley Conference Game; ! - Incarnate Word Tournament (San Antonio, Texas)

Tennessee State (7-10, 2-3) vs. Southeast Missouri (6-11, 1-3)

Follow the Redhawks

Radio..... Real Rock 99.3 FM
(Erik Sean, Jess Bolen)
Video..... ESPN+
Live Stats..... SEMORedhawks.com
Twitter..... @SEMOMBB

Date..... Thursday, January 20, 2022
Tip-Off..... 7 p.m., CT
Location..... Cape Girardeau, Mo.
Arena..... Show Me Center (7,000)
Series..... TSU leads, 29-24
Last Meeting..... TSU 95, SEMO 84
(Jan. 8, 2022 | Nashville, Tenn.)

Head Coaches..... Brad Korn (17-27 overall, 17-27 at SEMO; 10-14 OVC). Brian "Penny" Collins (38-65 overall; 38-65 at TSU).

Strategic Communications

Jeff Honza, Assistant Director of Athletics
Office Phone..... (573) 651-2933
Mobile..... (618) 528-1145
Email..... redhawk1@me.com

Redhawks Host Tennessee State

Southeast Missouri (6-11, 1-3) plays host to Tennessee State (7-10, 2-3) Thursday. Tip-off is set for 7 p.m., CT at the Show Me Center.

Follow the Redhawks

Listen live on the radio at Real Rock 99.3 FM with Erik Sean handling the play-by-play duties. Video can be accessed at ESPN+ and live stats are available at SEMORedhawks.com. Twitter updates provided @SEMOMBB.

Series History

Southeast Missouri and Tennessee State meet for the 54th time Thursday. TSU holds a 29-24 advantage in the overall series. The Tigers won the first matchup between the teams this season with a 95-84 showing on Jan. 8 in Nashville.

COVID Protocols

The Redhawks did not play either of their games last week due to COVID protocols within their program. Southeast Missouri was scheduled to play Tennessee Tech at home on Jan. 13 and SIU Edwardsville on the road Jan. 15. SEMO's game with TTU will not be rescheduled at this time since the Golden Eagles already reached their four-game rescheduling limit. In the event a window opens up on a Thursday or Saturday due to other postponements, the Conference office will work with both schools to reschedule that game. If the game is not rescheduled, it will become a no-contest. Meanwhile, the Redhawks game at SIUE has been rescheduled for Feb. 7 at 7 p.m., CT.

Home Winning Streak

Southeast Missouri is presently on a four-game home winning streak after beating Missouri Baptist (71-63, Nov. 22), Webster (76-64, Dec. 4), Evansville (75-73, Dec. 8) and Austin Peay (98-79, Jan. 1). SEMO is on its longest home winning streak since it won five in a row during the 2016-17 campaign. The Redhawks are 4-2 at the Show Me Center this year.

Akenten Produces

Nana Akenten came off the bench to score double figures in two games last week. Akenten scored a season-high 19 points at Belmont (Jan. 6) and followed that up with 16 points two days later at Tennessee State (Jan. 8). He shot 57.1 percent (12-of-21) from the field and 50 percent (9-of-18) from 3-point range. His five 3-pointers against the Bruins marked a season-best. Akenten had scored only 13 points in six games prior to outburst at Belmont.

Last Time Out

Southeast Missouri dropped a 95-84 decision to Tennessee State (Jan. 8). Despite playing without post players Sam Thompson and Manny Patterson, SEMO made things interesting down the stretch. Trailing, 86-67,



Southeast Missouri or SEMO is the preferred reference for Southeast Missouri State University athletic teams. Southeastern Missouri State is not an acceptable reference.



2021-22 SOUTHEAST MISSOURI BASKETBALL NOTES

TENNESSEE STATE // JAN. 20

with 3:16 left to play, the Redhawks turned it up defensively to force three turnovers and scored 10-straight points in a span of 1:26 to get within nine. The Redhawks later cut TSU's lead to eight, but that was as close as they would get.

Back in the 20s

Two days after going scoreless for the first time this season, Phillip Russell pitched in 22 points at Tennessee State (Jan. 8). Russell shot 6-of-11 from the field and made a season-high 9-of-13 free throws in his fifth 20-point effort of 2021-22.

First OVC Win

Southeast Missouri picked up its first Ohio Valley Conference win of the season in impressive fashion when it thumped Austin Peay, 98-79, on Jan. 1. With the win, SEMO improved to 14-15 all-time in OVC home-openers. It was the Redhawks first victory in an OVC home-opener since 2016-17. That year, SEMO beat Eastern Kentucky, 81-48, on Dec. 31.

Happy New Year!

The Redhawks started the New Year with a 98-79 win over Austin Peay. SEMO and APSU went head-to-head in the only Ohio Valley Conference game that day as all other matchups were postponed. The Redhawks posted a victory in their first game of a New Year for the second-straight season. Last season, SEMO beat Tennessee State, 83-79, in double overtime on Jan. 2.

Redhawks End Skid

Southeast Missouri ended a season-long five-game losing streak with its recent win over Austin Peay (Jan. 1). All five of those losses were on the road with four of those decided by double-digits. The win over the Governors was SEMO's first since the Redhawks edged Evansville, 75-73, on Dec. 8.

Fouls and Free Throws Galore

In Southeast Missouri's previous game at Tennessee State (Jan. 8), there were a combined 54 fouls between the two teams. As a result, the Redhawks (25-of-34) and Tigers (34-of-40) attempted 74 free throws. Both TSU and SEMO were in the bonus for the final 13-plus minutes of the contest. Fifty-four of

those free throws were shot in the second half alone.

Nicholas Tops the OVC in Free Throw Percentage

DQ Nicholas leads the Ohio Valley Conference in free throw percentage. Nicholas is 32-of-36 for an 88.9 percent clip at the charity stripe. He is one of four Redhawks among the league's top nine free throw shooters. Chris Harris (4th, .807), Eric Reed, Jr. (6th, .790) and Phillip Russell (9th, .735) are the others.

Redhawks Lead OVC in Free Throw Percentage

Southeast Missouri leads the Ohio Valley Conference in free throw percentage. SEMO is shooting 74.9 percent (263-of-351) at the line through 17 games. The Redhawks have made and attempted more free throws than any other team in the league. SEMO is shooting over 20 (20.6) free throws per game. Belmont leads the OVC with a .756 free throw percentage.

Picking Up Where He Left Off

Five days after pouring in a career-high 34 points vs. Austin Peay (Jan. 1), Eric Reed, Jr. led Southeast Missouri with 22 points at Belmont (Jan. 6). Reed, Jr. scored all of his points in the first half and buried six more 3-pointers along the way. In his last three starts alone, Reed, Jr. averaged 25.3 points per game and knocked down 17 three-pointers for an average of nearly six (5.6) per contest in that span. He ranks third in the Ohio Valley Conference with 21.3 points per game against league opponents.

Over 100

With his six 3-pointers made at Belmont (Jan. 6), Eric Reed, Jr. went over 100 in his Southeast Missouri career. Reed, Jr. is 102-of-237 from 3-point range as a Redhawk. His .430 three-point field goal percentage currently ranks third all-time among SEMO's career leaders.

Thompson Hits Double-Digits Again

Freshman Sam Thompson scored double figures for the second time in seven starts this season when he dropped in 10 points at Belmont (Jan. 6). Thompson shot 5-of-8 from the field and grabbed four rebounds in 20 minutes.

Redhawks Take Two OVC Honors

Southeast Missouri shooting guard Eric Reed, Jr. and freshman point guard Phillip Russell earned Ohio Valley Conference weekly honors on Jan. 3. Reed, Jr. won the OVC Player of the Week award for the first time in his career and Russell claimed his third Freshman of the Week accolade this season. A native of Baton Rouge, Louisiana, opened OVC play with a pair of 20-point performances last week. He led SEMO with 20 points at Murray State (Dec. 30) and followed that up with a career-high 34 points two days later in the Redhawks New Year's Day win over Austin Peay (Jan. 1). Reed, Jr. buried seven 3-pointers against the Governors in a game where his team made a season-high 17 treys. His 34 points are the most in a game by any player in the OVC so far this season. For the week, Reed, Jr. averaged 27 points and five rebounds per game, while shooting 56.7 percent (17-of-30) from the field,

2021-22 OVC Standings (as of Jan. 17)

	OVC					Overall					
	Record	Pct.	Home	Away	Streak	Record	Pct.	Home	Away	Neutral	Streak
Murray State	5-0	1.000	2-0	3-0	W5	15-2	.882	8-0	5-1	2-1	W5
Morehead State	4-0	1.000	2-0	2-0	W4	12-5	.706	7-0	4-5	1-0	W6
Belmont	4-1	.800	2-1	2-0	W1	14-4	.778	7-1	5-2	2-1	W1
Tennessee State	2-3	.400	2-2	0-1	W1	7-10	.412	5-3	2-6	0-1	W1
UT Martin	2-3	.400	0-2	2-1	L3	6-11	.353	3-3	2-7	1-1	L3
SIUE	1-2	.333	0-2	1-0	L1	7-9	.438	4-2	3-5	0-2	L1
Tennessee Tech	1-2	.333	0-0	1-2	L1	4-12	.250	3-2	1-9	0-1	L1
Southeast Missouri	1-3	.250	1-0	0-3	L2	6-11	.353	4-2	2-7	0-2	L2
Austin Peay	0-3	.000	0-2	0-1	L3	4-9	.308	2-2	2-7	0-0	L6
Eastern Illinois	0-3	.000	0-2	0-1	L3	2-14	.125	2-4	0-9	0-1	L7

2021-22 SOUTHEAST MISSOURI BASKETBALL NOTES

TENNESSEE STATE // JAN. 20



75 percent (9-of-12) at the free throw line and 55 percent (11-of-20) from 3-point range. Russell, who hails from St. Louis, scored double figures in two starts a week ago. He averaged 17.5 points, four assists and one steal per contest. Russell also shot 92.8 percent (13-of-14) at the free throw line and 40 percent (6-of-15) from downtown. He scored 20 points vs. Austin Peay (Jan. 1) for his fourth game with 20 or more points this year. Additionally, Russell has scored double figures in seven-straight games and 13 of 15 starts in 2021-22. UT Martin guard KJ Simon won the league's Newcomer of the Week award to complete this week's honorees.

Reed, Jr. Goes Off

Guard Eric Reed, Jr. scored an Ohio Valley Conference single-game high 34 points to lead Southeast Missouri to its dominating 98-79 win over Austin Peay (Jan. 1). Reed, Jr. became just the second player in the OVC to score over 30 points in a game this year. Murray State's Tevin Brown scored 33 points vs. Chattanooga (Dec. 18) prior to Reed, Jr.'s performance. The 34 points rank third-most in a game during SEMO's NCAA Division I era.

Eruption from Three

Southeast Missouri erupted for a season-high 17 three-pointers against Austin Peay (Jan. 1). Only SEMO and Belmont (vs. Lipscomb, Dec. 2) have made 17 three-pointers in a game of the Ohio Valley Conference teams this season.

The Redhawks shot a blazing 60.7 percent (17-of-28) from downtown with six different players making a three. Eric Reed, Jr. matched a career-best seven three-pointers and Phillip Russell buried five treys to lead the way. SEMO outscored the Governors, 24-3, from 3-point range in the first half alone.

Another Month Starts with a Win

Southeast Missouri began each of its first three months this season with a win. The Redhawks opened the year with a 99-94 victory at Missouri State (Nov. 9), beat Webster University (Dec. 4), 76-64, to start December and began January with a 98-79 pasting of Austin Peay (Jan. 1).

Let's End This

The Redhawks have dropped nine-consecutive games away from Cape Girardeau. Each of the last seven matchups in that stretch were true road games. Southeast Missouri is 2-7 in true road contests and hasn't won a game outside of Cape Girardeau since Nov. 26 (at Incarnate Word, 79-76).

Season-High Free Throws

Southeast Missouri sunk a season-high 29 free throws against Austin Peay (Jan. 1). SEMO finished at 29-of-36 for 80.6 at the charity stripe in that game. It marked the third time the Redhawks made 25 or more free throws in a game this season.

2021-22 Stats Comparison

TSU	SEMO
7-10	Record
2-3	Conference Record
73.9	Points Per Game
72.2	Opp. Points Per Game
+1.7	Scoring Margin
.467	Field Goal Percentage
.438	Opp. Field Goal Percentage
.378	3-Point Field Goal Percentage
.338	Opp. 3-Point Field Goal Percentage
.715	Free Throw Percentage
.709	Opp. Free Throw Percentage
35.1	Rebounds Per Game
33.0	Opp. Rebounds Per Game
+2.1	Rebounding Margin
12.2	Assists Per Game
14.8	Turnovers Per Game
+0.2	Turnover Margin
3.2	Blocks Per Game
6.9	Steals Per Game

This Week's Schedule

Monday, January 17

Tennessee State 80, Tennessee Tech 64
Murray State 72, Eastern Illinois 46
Belmont 80, SIU Edwardsville 64

Thursday, January 20

Belmont at Morehead State, 6 p.m.
Eastern Illinois at Murray State, 7 p.m.

Tennessee State at Southeast Missouri, 7 p.m.

SIU Edwardsville at Tennessee Tech, 7:30 p.m.
Austin Peay at UT Martin, 8 p.m.

Saturday, January 22

SIU Edwardsville at Morehead State, 3 p.m.
Austin Peay at Tennessee State, 3 p.m.

Southeast Missouri at Eastern Illinois, 3:30 p.m.

UT Martin at Murray State, 7 p.m.

Last Game Starters



1

Phillip Russell
G / 5-6 / 165 / Fr.
St. Louis, Mo.



3

Eric Reed, Jr.
G / 6-2 / 190 / Jr.
Baton Rouge, La.



21

Nana Akenten
G / 6-6 / 215 / R-Jr.
Bolingbrook, Ill.



25

Nygal Russell
F / 6-4 / 205 / Jr.
Houston, Texas



33

Dylan Branson
G / 6-5 / 220 / Fr.
St. Louis, Mo.



2021-22 SOUTHEAST MISSOURI BASKETBALL NOTES

TENNESSEE STATE // JAN. 20

100th Game

Nygal Russell scored nine points and had four rebounds in the 100th game of his career vs. Austin Peay (Jan. 1). Russell shot 4-of-8 from the field in 24 minutes. He has played in 102 games and made 36 starts as the most experienced player on Southeast Missouri's roster.

Shooting 3s

Southeast Missouri is shooting an average of 25.2 three-pointers per game this season. SEMO attempted a season-high 32 three-pointers vs. Webster (Dec. 4). The Redhawks made a season-high 17 three-pointers vs. Austin Peay (Jan. 1) and buried 10 or more threes in six contests this year. For the season, the Redhawks are shooting 34.5 percent from three. SEMO drained an average of 12.5 threes in its last four games alone.

Russell Power

Phillip Russell has scored double figures in eight of his last nine starts. Russell, who ranks second on the team in scoring with 14.5 points per game, recently pitched in 22 at Tennessee State (Jan. 8). He has scored double figures in 14 of his 17 starts.

Non-Conference is Done

Southeast Missouri wrapped up its 13-game non-conference schedule with an 84-68 road loss at California Baptist (Dec. 21). The Redhawks dropped six of their last eight games against non-league foes.

California Recap

Southeast Missouri went 0-2 during its road trip to California with losses to Pepperdine (Dec. 18) and California Baptist (Dec. 21). SEMO squared off against each of those teams for the first time in its program history. In all, the Redhawks have played 14 of California's NCAA Division I schools.

Russell Picks Up Second OVC Freshman of the Week Honor

Point guard Phillip Russell picked up his second Ohio Valley Conference Freshman of the Week award on Dec. 20. A native of St. Louis, Russell averaged 17.5 points, two rebounds, two assists and two steals per game in two starts. He also shot 50 percent (13-of-26) from the field and 42.9 percent (6-of-14)

from 3-point range. He scored a career-high 25 points (20 in the second half) and buried a season-best four 3-pointers at Pepperdine (Dec. 18). Murray State's Tevin Brown (Player) and UT Martin's KJ Simon (Newcomer) completed the week's honorees.

Welcome Back Sam

After missing eight games with an ankle sprain, Sam Thompson made a nice return at Pepperdine (Dec. 18). Thompson scored 13 points on a near-perfect 6-of-6 field goals in 23 minutes off the bench. He added three rebounds, as well in his first double-digit scoring performance as a Redhawk. Thompson then returned to the starting lineup for the first time since Nov. 19 when he took the court at California Baptist (Dec. 21).

I Double Dare You

Nygal Russell collected his team-high second double-double of the season with 15 points and 10 rebounds at Pepperdine (Dec. 18). Russell shot 5-of-9 from the field with three of his makes coming from 3-point range. Russell leads the Redhawks and ranks fourth in the Ohio Valley Conference in rebounding (7.3 rpg).

Strong Shooting

For the third time this season, Southeast Missouri shot over 50 percent when it made 30-of-57 field goals at a 52.6 percent clip at Pepperdine (Dec. 18). The .526 mark is SEMO's second-best field goal percentage of the season. The Redhawks also shot 57.1 percent at Missouri State (Nov. 9) and 51.9 percent vs. Evansville (Dec. 8). SEMO lost for the first time this season when it shot over 50 percent from the floor (at Pepperdine).

Career Night for the Russells

Point guard Phillip Russell poured in a career-high 24 points and forward Nygal Russell added a career-best 15 rebounds in Southeast Missouri's win over Evansville (Dec. 8). P. Russell shot 10-of-16 from the field, knocked down a pair of 3-pointers, dished out four assists and had two steals, while N. Russell grabbed 11 of his boards in the first half. All 15 of his rebounds came on the defensive end.

Turnover Low

The Redhawks matched a season-low eight turnovers in their outing at California Baptist (Dec. 21). Southeast Missouri is averaging 13.1 turnovers per game through 14 contests this season.

Gritty Win

Short-handed Southeast Missouri pulled out a gritty two-point win over Evansville (Dec. 8). SEMO played the Purple Aces with only eight available players and did not have its leading scorer (Eric Reed, Jr.) due to illness. The Redhawks assisted 15 of their 28 made field goals and made a near-perfect 12-of-13 free throws in the game.

On the Rebound

The Redhawks outrebounded Evansville (Dec. 8) by a count of 37-31. Southeast Missouri had been outrebounded for seven-straight games prior to that contest. It marked just the second time this season that SEMO won the battle of the boards.

Strong 3-Point Defense

Southeast Missouri held Evansville to a season-low 11 three-pointers made. UE, which leads the Missouri Valley Conference with 104 three-pointers made, shot just 29.7 percent (11-of-37) from long range against the Redhawks.

Every Game Starter

Phillip Russell is the only player who has started every game for the Redhawks this season. Russell enters the week as Southeast Missouri's second-leading scorer with 14.5 points a game. He has scored double figures in 14 of his starts and ranks ninth in the Ohio Valley Conference in scoring.

Redhawks Down Webster

The Redhawks picked up their fourth win of the season with a 76-64 victory over Webster (Dec. 4). Southeast Missouri's 12-point win was its largest of the season thus far. SEMO also extended its winning streak against non-Division I opponents to 32-straight.

Reed, Jr. Pours in 26

Eric Reed, Jr. poured in 26 points to lead Southeast Missouri to its 76-64 win over Webster (Dec. 4). Reed, Jr. made 8-of-17 field goals



with all but three of those makes coming from 3-point range. He finished with five of SEMO's six 3-pointers made in the contest. Reed, Jr. also hit 5-of-6 free throws, grabbed three rebounds, dished out four assists and added a block in 32 minutes against the Gorloks.

Free Throw Streak Ends at 21

Nygal Russell's free throw streak came to an end at 21-straight at California Baptist (Dec. 21). Russell missed the second of two shots 16:11 left in the first half. The miss was his first at the free throw line since Feb. 25, 2021 (at Eastern Illinois).

Patterson Notches Season-High

Manny Patterson narrowly missed a double-double when he dropped in a season-high 14 points and pulled down nine rebounds against Webster (Dec. 4). Patterson made 5-of-7 field goals in his second double-digit scoring game of the season. He scored a combined nine points in three starts prior to that performance.

Russell Nabs First OVC Freshman of the Week Award

Point guard Phillip Russell claimed the first Ohio Valley Conference Freshman of the Week honor of his career on Nov. 29. In four games, Russell averaged 17 points, three assists, 2.5 rebounds and 1.5 steals per contest. He shot 51.3 percent (20-of-39) from the field, 55.6 percent (10-of-18) from 3-point range and 72 percent (18-of-25) at the free throw line.

Harris Sinks Incarnate Word

Chris Harris made the first buzzer-beating shot of his career when he drained a 3-pointer to give Southeast Missouri a thrilling 79-76 win over Incarnate Word (Nov. 26). Tied, 76-76, Harris caught the inbounds pass from Dylan Branson and buried his long range 3-pointer from the left side. Harris missed his first four 3-point attempts prior to his game-winner. For Harris, it was the second game-winning shot of his career. He also made a game-winning 3-pointer with 26 seconds left vs. Purdue Fort Wayne on Nov. 10, 2019.

20-Point Games

Redhawk players have accounted for 11 20-point scoring games this season. Eric Reed, Jr. scored 21 points at Missouri State (Nov. 9), 23 at Incarnate Word (Nov. 26), 26 vs. Webster (Dec. 4), 20 at Murray State (Dec. 31), 34 vs. Austin Peay (Jan. 1) and 22 at Belmont (Jan. 6), while Phillip Russell poured in 21 points vs. Montana State (Nov. 28), 24 vs. Evansville (Dec. 8), 25 at Pepperdine (Dec. 18), 20 vs. Austin Peay (Jan. 1) and 22 at Tennessee State (Jan. 8). Reed, Jr. has a team-high nine 20-point games in his career.

Starting Combinations

The Redhawks have used seven different starting combinations through 17 games this year. Phillip Russell, Nygal Russell, Dylan Branson, Sam Thompson and Eric Reed, Jr. marked the seventh lineup when they took the court at California Baptist (Dec. 21).

Multiple Threes

Phillip Russell buried multiple 3-pointers in 11 of his last 17 starts. Russell finished with a season-high five 3-pointers made vs. Austin Peay (Jan. 1). His 33 three-pointers made are second on the team. Eric Reed, Jr., who leads the team with 41 treys this year, has posted two or more on 10 occasions. His season-best is seven made 3-pointers vs. Austin Peay (Jan. 1).

First Home Win

Southeast Missouri picked up its first home win of the season with a 71-63 victory over Missouri Baptist (Nov. 22) prior to the Thanksgiving holiday. SEMO overcame a 15-point first-half deficit and outscored MBU, 40-27, in the final 20 minutes.

Russell Nets Career-High

Freshman point guard Phillip Russell scored a career-best 18 points against Missouri Baptist (Nov. 22). Russell made 5-of-8 field goals and did not miss a 3-pointer going a 3-of-3 from long range. He also added 5-of-7 free throws, four steals and three assists. Russell has scored double figures in three-straight contests. He ranks third on the team in scoring with 11.3 points a game.

Keep it Up Reed

Guard Eric Reed, Jr. made a 3-pointer in 26 of his last 28 games dating back to last season. Reed, Jr. buried a 3-pointer in 22-straight contests before that streak came to an end at Pepperdine (Dec. 18). It was the first time he went without a made 3-pointer since the SIU Edwardsville game on Jan. 28, 2021.

Free Throw Difference

Opponents have shot 72 more free throws than Southeast Missouri through 17 games this year. As a result, opponents are outscoring the Redhawks by a +57 (320-263) margin at the charity stripe.

About Tennessee State

Tennessee State recently ended a two-game losing streak with an 80-64 win over Tennessee Tech Monday. Carlos Marshall leads four TSU players with double figures in the scoring column this season. Marshall paves the way with 13.2 points per game, while Dedric Boyd (11.8), Marcus Fitzgerald (11.1) and Kassim Nicholson (11) follow. All four of those players scored double figures against Southeast Missouri on Jan. 8. The Tigers rank third in the OVC in scoring offense with 75.8 points per contest.

Season-Opening Win

The Redhawks tipped off their 2021-22 campaign with a big 99-94 road win at Missouri Valley Conference foe Missouri State (Nov. 9). Southeast Missouri won a season-opener on the road in back-to-back years for the first time in its NCAA Division I history. With a win Saturday, SEMO will start a season at 2-0 for the first time in 18 years. The Redhawks last 2-0 start was in 2003-04 and involved a win against a Horizon League team (63-62, vs. Green Bay).

High Scoring Affair

Southeast Missouri (99) and Missouri State (94) combined for 193 points in their season-opening slugfest on Nov. 9. The 99 points marked SEMO's most in a season-opener since it scored 120 in a win over Missouri Baptist on Nov. 19, 1990. Both the Redhawks and Bears also combined to shoot 69 free throws. SEMO made 27-of-34 and MSU hit 25-of-35.



2021-22 SOUTHEAST MISSOURI BASKETBALL NOTES

TENNESSEE STATE // JAN. 20

Redhawks at Home

Southeast Missouri is 11-8 at home under Head Coach Brad Korn. Last year's 7-6 mark was SEMO's first home winning record in four seasons.

Balanced Attack

Three or more players have scored double figures for Southeast Missouri a total of 15 times this season. SEMO is 6-9 when at least three of its players reach double figures in the scoring column.

Nice Shooting

Southeast Missouri shot 57.1 percent (32-of-56) from the field against Missouri State (Nov. 9). Ten of the 11 Redhawks who played scored at least three points. The .571 field goal percentage marked SEMO's best in 23 years. The Redhawks last shot over 57 percent from the field in a season-opener vs. Western Carolina on Nov. 19, 1999. SEMO made 60 percent (36-of-60) of its field goals in that game. The .571 field goal percentage is the Redhawks highest in non-conference play under Head Coach Brad Korn.

Knocking Them Down

The Redhawks made 27-of-34 free throws for just under 80 percent (79.4) against Missouri State (Nov. 9). Southeast Missouri made 21-of-26 free throws in the second half alone. Nine players went to the free throw line for SEMO. Eric Reed, Jr. and Manny Patterson each made a perfect 7-of-7 free throws to lead the way.

First Career Starts

Freshmen Phillip Russell and Sam Thompson made their first career starts at Missouri State (Nov. 9). Russell had three points, three rebounds and two assists in 25 minutes at point guard, while Thompson scored five points in 10 minutes of action.

Second Half Manny

Forward Manny Patterson scored 11 points and added a team-high seven rebounds, all in the second half against Missouri State (Nov. 9). Patterson scored seven of those points at the free throw line where he did not miss (7-of-7). It was the fourth time he finished with double-digit points in his career.

Season 115

The Redhawks are in their 115th season of basketball. This year is Southeast Missouri's 31st as an NCAA Division I program. The Redhawks are 360-532 since joining the Division I ranks in 1991-92. SEMO has a total of eight winning seasons as an NCAA Division I program with its last coming in 2013-14 (18-14).

Mr. Experience

Guard Nygal Russell is Southeast Missouri's most experienced player on this year's roster. Russell has played in a total of 102 games and logged 36 starts in his career. He is in his fourth year with the Redhawks and averages 5.4 points and 3.4 rebounds per game for his career.

Redhawks Tabbed Fourth in OVC Preseason Poll

Southeast Missouri, after being picked to finish no higher than ninth in the Ohio Valley Conference Preseason Poll each of the last five seasons, was selected fourth in 2021-22. The Redhawks tallied 101 points in the overall voting by OVC Head Basketball Coaches and Communication Directors. The Redhawks achieved their highest OVC preseason ranking in seven years. SEMO was selected third overall (second in the West) ahead of the 2014-15 campaign when the conference was split in divisions. Belmont is this year's preseason favorite after garnering 161 points and all but three of the first-place votes. Morehead State, which represented the OVC in the NCAA Tournament last season, collected 141 points and three first-place nods, while Murray State (136 pts.) took third. Tennessee State (84 pts.), Austin Peay (76 pts.), SIU Edwardsville (65 pts.), Tennessee Tech (62 pts.), Eastern Illinois (43 pts.) and UT Martin (34 pts.) complete the 10-team preseason poll.

Harris Garners OVC Preseason Honors

Guard Chris Harris earned Preseason All-Ohio Valley Conference honors for the first time in his career. Harris returns as the team's top scorer. One of five returning starters, Harris averaged 12.3 points per game in 26 starts a year ago. He led the Redhawks in assists (88) and minutes played (30.2 per game), while ranking fourth in steals (25), third in 3-point

field goals made (38) and second in free throw percentage (.735). Harris scored double figures in 18 of his starts. Belmont guard Grayson Murphy and Morehead State forward Johni Broome shared the OVC Preseason Player of the Year honor.

Big Step Forward

In Brad Korn's first season as head coach in 2020-21, Southeast Missouri made the Ohio Valley Conference Tournament for the first time in four years. The Redhawks finished with an overall record of 11-16 and seventh in the league with a 9-11 mark. SEMO saw a +4 improvement in total wins and a +6 jump in OVC victories from the 2019-20 campaign. The Redhawks' nine conference wins matched their most in a season in 20 years.

Roster Talk

Southeast Missouri's 14-man roster consists of players from eight different states (Missouri, Florida, Georgia, Illinois, Louisiana, Nebraska, Texas, Wisconsin). SEMO has 10 returning players, including all five of its starters from 2020-21. Four freshmen (Phillip Russell, Adam Larson, Chase Thompson, Sam Thompson) complete this year's roster.

Top Scorers

Southeast Missouri brings back its top five scorers from last season in Chris Harris (12.3 ppg), Eric Reed, Jr. (11 ppg), Nana Akenten (9.3 ppg), DQ Nicholas (8.8 ppg) and Nolan Taylor (8.8 ppg). Reed, Jr. is the Redhawks top 3-point shooter after draining a team-high 61 in 27 games and 22 starts. He led the Ohio Valley Conference with a .459 (61-of-133) three-point field goal percentage.

Welcome Back

St. Louis native Phillip Russell is back with Southeast Missouri this season. Russell initially signed with the Redhawks out of high school, but decommitted and went to Saint Louis University as a walk-on. He saw action in eight games off the bench and averaged 2.1 points per contest with the Billikens. Prior to that, he helped lead Vashon High School to a state title. Russell will make his first career start as SEMO's point guard at Missouri State Tuesday.



2021-22 Schedule

A 31-game schedule with 14 matchups at the Show Me Center is in store for the Southeast Missouri men's basketball team this 2021-22 season. SEMO tips off its season against in-state foe Missouri State on Nov. 3. This year marks the 147th meeting between the schools. The Redhawks non-conference home slate features games against Youngstown State (Nov. 13), Arkansas State (Nov. 19), Missouri Baptist (Nov. 23), Webster University (Dec. 4) and Evansville (Dec. 8). SEMO will travel to San Antonio, Texas for a tournament at Incarnate Word University over Thanksgiving weekend. The Redhawks face Portland (Nov. 26), host Incarnate Word (Nov. 27) and Montana State (Nov. 28) as part of the four-team event. The Redhawks close out non-league action on a four-game road stretch with trips to Purdue Fort Wayne (Dec. 11), Southern Illinois (Sept. 15), Pepperdine (Dec. 18) and California Baptist (Dec. 21). Longtime rivals SEMO and SIU hook up for the 118th time on the hardwood. SEMO remains on the road for the start of Ohio Valley Conference play which begins with a visit to rival Murray State (Dec. 30). Two days later, Austin Peay (Jan. 1) comes to Cape Girardeau for the Redhawks OVC home-opener on New Year's Day. The Redhawks also host Tennessee Tech (Jan. 13), Tennessee State (Jan. 20), Morehead State (Jan. 27), SIU Edwardsville (Jan. 29), Eastern Illinois (Feb. 5), Belmont (Feb. 12), UT Martin (Feb. 24) and Murray State (Feb. 26) in home OVC play. Trips to Belmont (Jan. 6), Tennessee State (Jan. 8), SIU Edwardsville (Jan. 15), Eastern Illinois (Jan. 22), UT Martin (Feb. 3), Austin Peay (Feb. 10), Tennessee Tech (Feb. 17) and Morehead State (Feb. 19) complete SEMO's 18-game conference schedule. The 2022 OVC Tournament will be held at the Ford Center in Evansville, Indiana on Mar. 2-5. This is the fifth-straight year the tournament will be played in that venue.

Home Game vs. Morehead State will Air on ESPNU

Southeast Missouri's home game against Morehead State will air on ESPNU as part of the 2021-22 ESPN Basketball Television Package. That matchup is set for Thursday, January 27. Tip-off is set for 7 p.m., CT at the Show Me Center. This year's slate of Conference basketball games across ESPN

networks includes nine total men's basketball games (six regular season contests and three OVC Tournament games) that will appear on one of the linear networks during the season. Four of the regular season matchups and the OVC Tournament semifinals will air on ESPNU, two games will be televised on ESPNNews and the OVC Tournament championship game will air on ESPN2.



2021-22 SOUTHEAST MISSOURI BASKETBALL NOTES

TENNESSEE STATE // JAN. 20

Numerical

No.	Name	Pos.	Ht.	Wt.	Cl.	Hometown (High School/College)
1	Phillip Russell	G	5-10	165	Fr.	St. Louis, Mo. (Vashon/Saint Louis)
2	Chase Thompson	F	6-7	230	Fr.	Omaha, Neb. (Westside/Western Nebraska CC)
3	Eric Reed, Jr.	G	6-2	190	Jr.	Baton Rouge, La. (University Laboratory/Howard College)
4	Adam Larson	F	6-9	180	Fr.	Fennimore, Wis. (Fennimore)
5	Chris Harris	G	6-3	205	R-Jr.	Antioch, Ill. (Lake Forest Academy/John A. Logan College)
10	Manny Patterson	F	6-8	220	Sr.	Chicago, Ill. (Kenwood Academy/Green Bay)
11	DQ Nicholas	G	6-1	180	So.	Atlanta, Ga. (Scotland Prep School (Pa.))
13	Parker Long	G	6-2	175	So.	Sikeston, Mo. (Sikeston/Maryville University)
14	Nate Johnson	C	6-9	250	Jr.	Broward County, Fla. (American Heritage/Seminole State College)
20	Sam Thompson	F	6-10	250	Fr.	St. Charles, Mo. (Francis Howell)
21	Nana Akenten	G	6-6	215	R-Jr.	Bolingbrook, Ill. (Bolingbrook/Nebraska)
25	Nygal Russell	G	6-4	205	Jr.	Houston, Texas (ASPIRE Academy (Louisville, Ky.))
31	Nolan Taylor	F	6-7	260	Gr.	Keller, Texas (Keller/Cal Poly)
33	Dylan Branson	G	6-5	220	Fr.	St. Louis, Mo. (Mehlville)

Alphabetical

No.	Name	Pos.	Ht.	Wt.	Cl.	Hometown (High School/College)
21	Nana Akenten	G	6-6	215	R-Jr.	Bolingbrook, Ill. (Bolingbrook/Nebraska)
33	Dylan Branson	G	6-5	220	Fr.	St. Louis, Mo. (Mehlville)
5	Chris Harris	G	6-3	205	R-Jr.	Antioch, Ill. (Lake Forest Academy/John A. Logan College)
14	Nate Johnson	C	6-9	250	Jr.	Broward County, Fla. (American Heritage/Seminole State College)
4	Adam Larson	F	6-9	180	Fr.	Fennimore, Wis. (Fennimore)
13	Parker Long	G	6-2	175	So.	Sikeston, Mo. (Sikeston/Maryville University)
11	DQ Nicholas	G	6-1	180	So.	Atlanta, Ga. (Scotland Prep School (Pa.))
10	Manny Patterson	F	6-8	220	Sr.	Chicago, Ill. (Kenwood Academy/Green Bay)
3	Eric Reed, Jr.	G	6-2	190	Jr.	Baton Rouge, La. (University Laboratory/Howard College)
25	Nygal Russell	G	6-4	205	Jr.	Houston, Texas (ASPIRE Academy (Louisville, Ky.))
1	Phillip Russell	G	5-10	165	Fr.	St. Louis, Mo. (Vashon/Saint Louis)
31	Nolan Taylor	F	6-7	260	Gr.	Keller, Texas (Keller/Cal Poly)
2	Chase Thompson	F	6-7	230	Fr.	Omaha, Neb. (Westside/Western Nebraska CC)
20	Sam Thompson	F	6-10	250	Fr.	St. Charles, Mo. (Francis Howell)

Head Coach: Brad Korn, Second Year (Southern Illinois, 2004)

Assistant Coach: Keith Pickens, Fourth Year (Missouri State, 2013)

Assistant Coach: Dustin Yoder, Second Year (Illinois, 2011)

Assistant Coach: Sam McMahon, Second Year (Delaware, 2008)

Director of Operations: LaDon Champagnie, First Year (Missouri Baptist, 2013)

Graduate Assistant: Collin Jasper

Managers: C.J. Frazier, Jr., Joshua Wolfe, Akeal Sanders-Slaughter

» Breakdown by Class

Total Squad Members.....	14
Graduates.....	1
Seniors.....	1
Juniors.....	5
Sophomores.....	2
Freshmen.....	5

» Geographical Breakdown

Florida.....	1
Georgia.....	1
Illinois.....	3
Louisiana.....	1
Missouri.....	4
Nebraska.....	1
Texas.....	2
Wisconsin.....	1

» Breakdown by Position

Guard.....	8
Forward.....	5
Center.....	1

» Pronunciation Guide

Nana Akenten..	na-nuh uh-ken-ten
Nygal Russell.....	nye-juhl



2021-22 SOUTHEAST MISSOURI BASKETBALL NOTES

TENNESSEE STATE // JAN. 20



1 | **Phillip Russell**
G / 5-10 / 165 / Fr.
St. Louis, Mo.



2 | **Chase Thompson**
F / 6-7 / 230 / Fr.
Omaha, Neb.




3 | **Eric Reed, Jr.**
G / 6-2 / 190 / Jr.
Baton Rouge, La.



4 | **Adam Larson**
F / 6-9 / 180 / Fr.
Fennimore, Wis.



5 | **Chris Harris**
G / 6-3 / 205 / R-Jr.
Antioch, Ill.



10 | **Manny Patterson**
F / 6-8 / 220 / Sr.
Chicago, Ill.



11 | **DQ Nicholas**
G / 6-1 / 180 / So.
Atlanta, Ga.



13 | **Parker Long**
G / 6-2 / 175 / So.
Sikeston, Mo.



14 | **Nate Johnson**
C / 6-9 / 250 / Jr.
Broward County, Fla.



20 | **Sam Thompson**
F / 6-10 / 250 / Fr.
St. Charles, Mo.



21 | **Nana Akenten**
G / 6-6 / 215 / R-Jr.
Bolingbrook, Ill.



25 | **Nygal Russell**
G / 6-4 / 205 / Jr.
Houston, Texas



31 | **Nolan Taylor**
F / 6-7 / 260 / Gr.
Keller, Texas



33 | **Dylan Branson**
G / 6-5 / 220 / Fr.
St. Louis, Mo.



Brad Korn
Head Coach
Second Year



Keith Pickens
Assistant Coach
Fourth Year



Dustin Yoder
Assistant Coach
Second Year



Sam McMahon
Assistant Coach
Second Year



LaDon Champagnie
Director of Operations
First Year



Collin Jasper
Graduate Assistant
Second Year



BRAD KORN

HEAD COACH

Brad Korn began his first head coaching job at Southeast Missouri in the middle of a global COVID-19 pandemic.

Throughout all the challenges and uncertainties during an unprecedented 2020-21 campaign, Korn led his first SEMO team to an overall record of 11-16 and seventh-place finish in the Ohio Valley Conference.

The Redhawks made the OVC Tournament for the first time since 2016-17 and saw a +4 improvement in total wins and a +6 jump in OVC victories from the year before. SEMO's nine (9-11) conference victories matched the program's most in a season in 20 years.

Statistically, SEMO ranked among the top five in the OVC in 3-point field goal percentage (5th, .352), rebounding margin

(5th, +2.2), defensive rebounds (5th, 25.6 per game) and defensive rebound percentage (1st, .764).

Korn was officially introduced as SEMO's head coach on Mar. 23, 2020. He is the seventh head coach in SEMO's NCAA Division I era (since 1991-92).

Prior to arriving in Cape Girardeau, Korn spent five years at Big 12 Conference member Kansas State working the four seasons as an assistant coach and one as the program's Director of Operations.

In his final four years back at K-State after returning following a three-year stint at Missouri State (2013-16), Korn helped the Wildcats to 82 wins and three-straight NCAA Tournament appearances. K-State posted back-to-back 25-win campaigns

for the first time in school history (2017-18, 2018-19).

During his first year back in 2016-17, the squad won 21 games, including eight over teams that advanced to the postseason, and knocked off Wake Forest in the NCAA First Four before losing to #18 Cincinnati in the NCAA South Regional First Round.

Working primarily with the post players, Korn was a big influence on the development of two-time All-Big 12 First Team selection Dean Wade, who became the fourth Wildcat to earn All-Big 12 First-Team honors in 2018 and just the second to do so in back-to-back seasons. Wade is one of just three players to rank in the school's Top 10 in both career scoring (1,510) and rebounding (685). He was instrumental in

the progress of Makol Mawien, who has started all 103 games in his K-State career and emerged as one of the top big men in the Big 12.

Korn was also key in the growth of All-Big 12 selections Wesley Iwundu and D.J. Johnson during his first season as an assistant coach in 2016-17. Iwundu, who was twice named Third Team All-Big 12, became the first Wildcat since 2008 to be taken in the NBA Draft when he was selected with 33rd overall pick by the Orlando Magic. Johnson, an honorable mention all-league selection, broke the career field goal percentage record at 59.5 percent, while setting the single-season mark for the second consecutive season at 62.3 percent in 2016-17.

Korn spent one season



on Bruce Weber's inaugural staff at K-State as Director of Operations in 2012-13, helping the Wildcats to a 27-8 overall record and their first-ever Big 12 regular-season title. It was the school's first conference title since 1977, while the 27 wins rated second-most in school history.

Overall, he has 15 years of Division I experience, which includes time at his alma mater – Southern Illinois (2004-12). Korn has extensive ties to Weber after playing his first four years (1999-2003) for him at Southern Illinois. He redshirted in 1999-2000 before playing the next three years for Weber. He concluded his playing career for (current Purdue head coach) Matt Painter in 2003-04 before

spending the next eight years (2004-12) at SIU as an assistant for then-Saluki head coach and current K-State associate head coach Chris Lowery.

Korn returned to Manhattan in May 2016 after three seasons at Missouri State, where he served as an assistant coach to then-head coach Paul Lusk from 2013-16. At MSU, he helped the Bears to 44 wins, including a 20 -win season and a trip to the CollegeInsider.com Tournament in 2013-14.

Korn helped mentor a number of All-Missouri Valley honorees during his stay at Missouri State, including 2014 All-MVC Second-Team selection Jarmar Gulley and 2016 MVC Newcomer of the Year Dequon Miller. In addition, he coached three MVC

All-Freshman Team honorees in Austin Ruder in 2014 and Obediah Church and Jarred Dixon in 2016 as well as two Most Improved Team members (Dorrian Williams in 2015 and Chris Kendrix in 2016).

Prior to his first stint at K-State, Korn spent eight years (2004-12) at Southern Illinois, including his final six years as a full-time assistant under Lowery. He helped the Salukis post a 145-116 (.556) overall record with four postseason appearances, two Missouri Valley Conference championships and one State Farm Missouri Valley Conference Tournament title. The squad won 20 or more games and advanced to the NCAA Tournament on three occasions (2005, 2006, 2007) during his tenure as an assistant coach, including a 2007 trip to the Sweet 16. He was a graduate assistant at SIU his first two years before being elevated to a full-time assistant coach on Jan. 31, 2006.

A native of Plano, Illinois, Korn helped the Salukis through one of their greatest periods of success from 1999 to 2004. The squad went from 16 wins his redshirt-freshman season to three consecutive NCAA Tournament appearances under Weber and Painter. He was also a part of three Missouri Valley regular season championships as a player.

The 6-foot-9 forward saw action in 121 games in his career, averaging 5.2 points and 2.3 rebounds in 14.5 minutes per game. As a senior, he averaged

9.7 points on 41 percent shooting with four rebounds and 1.9 assists in helping SIU to 25 wins and a 17-1 mark in MVC play. He was named to the league's Most Improved Team.

Korn earned a bachelor's degree in Marketing from Southern Illinois in 2004 and his master's degree in Administrative Studies from Missouri State in 2016. He resides in Cape Girardeau with his wife, Kristin, and daughters Brielyn and Ashtyn.





2021-22 SOUTHEAST MISSOURI BASKETBALL NOTES

TENNESSEE STATE // JAN. 20



■ The Korn File

Experience:

17th Year (Second at SEMO)

Hometown:

Plano, Ill.

Birthdate:

August 22, 1981

Alma Mater:

Southern Illinois, 2004

Education:

BB.A. Marketing (Southern Illinois)

Master's Administrative Studies (Missouri State)

Date Hired:

March 23, 2020

Family:

Wife - Kristin

Children - Brielyn, Ashtyn

Playing Experience:

Southern Illinois, 1999-04

Coaching Experience:

Southern Illinois, Graduate Asst., 2004-06

Southern Illinois, Assistant Coach, 2006-12

Kansas State, Dir. of Operations, 2012-13

Missouri State, Assistant Coach, 2013-16

Kansas State, Assistant Coach, 2016-20

Southeast Missouri, 2020-pr.

Korn Year-by-Year Records

Year	School	Assignment	Record	Conference/Finish	Postseason
2004-05	Southern Illinois	Graduate Assistant	27-8	15-3/1st	NCAA Second Round
2005-06	Southern Illinois	Graduate Assistant	22-11	12-6/2nd	NCAA First Round
2006-07	Southern Illinois	Assistant Coach	29-7	15-3/1st	NCAA Sweet 16
2007-08	Southern Illinois	Assistant Coach	18-15	11-7/3rd	NIT Second Round
2008-09	Southern Illinois	Assistant Coach	13-18	8-10/5th	-
2009-10	Southern Illinois	Assistant Coach	15-15	6-12/9th	-
2010-11	Southern Illinois	Assistant Coach	13-19	5-13/8th	-
2011-12	Southern Illinois	Assistant Coach	8-23	5-13/9th	-
2012-13	Kansas State	Director of Operations	27-8	14-4/1st	NCAA Second Round
2013-14	Missouri State	Assistant Coach	20-13	9-9/4th	CollegiateInsider.com Tourn. (CIT)
2014-15	Missouri State	Assistant Coach	11-20	5-13/8th	-
2015-16	Missouri State	Assistant Coach	13-19	8-10/7th	-
2016-17	Kansas State	Assistant Coach	21-14	8-10/6th	NCAA First Round
2017-18	Kansas State	Assistant Coach	25-12	10-8/4th	NCAA Elite Eight
2018-19	Kansas State	Assistant Coach	25-9	14-4/1st	NCAA First Round
2019-20	Kansas State	Assistant Coach	11-21	3-15/10th	-
2020-21	Southeast Missouri	Head Coach	11-16	9-11/7th	-
2021-22	Southeast Missouri	Head Coach	6-11	1-3	-

Overall Record: 17-27

Record at Southeast Missouri, 17-27, 10-14 Ohio Valley Conference (2 years)

Record as a College Assistant: 222-205

Record as a Graduate Assistant: 49-19





2021-22 Statistics

RECORD:	OVERALL	HOME	AWAY	NEUTRAL
ALL GAMES	6-11	4-2	2-7	0-2
CONFERENCE	1-3	1-0	0-3	0-0
NON-CONFERENCE	5-8	3-2	2-4	0-2

#	Player	gp-gs	min	avg	Total		3-Point		F-Throw		Rebounds				pf	dq	a	to	blk	stl	pts	avg
					fg-fga	fg%	3fg-fga	3fg%	ft-fa	ft%	off	def	tot	avg								
03	REED, JR., Eric	16-16	512	32.0	83-190	.437	41-104	.394	49-62	.790	8	36	44	2.8	36	0	22	30	2	14	256	16.0
01	RUSSELL, Phillip	17-17	507	29.8	76-172	.442	34-84	.405	61-83	.735	15	26	41	2.4	44	2	41	34	1	19	247	14.5
05	HARRIS, Chris	17-6	434	25.5	53-135	.393	15-55	.273	46-57	.807	3	45	48	2.8	29	0	44	44	2	13	167	9.8
11	NICHOLAS, DQ	14-3	308	22.0	40-80	.500	7-20	.350	32-36	.889	9	31	40	2.9	23	0	22	13	2	11	119	8.5
25	RUSSELL, Nygal	16-13	398	24.9	44-100	.440	18-51	.353	16-19	.842	19	83	102	6.4	42	1	31	22	6	11	122	7.6
21	AKENTEN, Nana	16-3	291	18.2	35-107	.327	21-69	.304	8-15	.533	13	56	69	4.3	39	0	6	6	12	9	99	6.2
20	THOMPSON, Sam	9-8	160	17.8	23-39	.590	0-0	.000	6-11	.545	11	16	27	3.0	18	0	1	12	6	2	52	5.8
14	JOHNSON, Nate	11-0	111	10.1	24-35	.686	0-0	.000	6-12	.500	8	9	17	1.5	22	0	2	12	4	3	54	4.9
10	PATTERSON, Manny	16-9	214	13.4	26-55	.473	0-0	.000	26-32	.813	25	35	60	3.8	38	0	5	24	5	4	78	4.9
13	LONG, Parker	7-0	59	8.4	6-12	.500	4-8	.500	1-3	.333	2	4	6	0.9	2	0	5	2	1	3	17	2.4
33	BRANSON, Dylan	17-10	307	18.1	13-38	.342	5-21	.238	6-11	.545	8	43	51	3.0	39	2	26	20	4	6	37	2.2
02	THOMPSON, Chase	13-0	99	7.6	4-24	.167	3-17	.176	6-10	.600	2	9	11	0.8	18	0	4	4	2	2	17	1.3
Team											18	14	32					3				
Total.....		17	3400		427-987	.433	148-429	.345	263-351	.749	141	407	548	32.2	350	5	209	226	47	97	1265	74.4
Opponents.....		17	3400		470-994	.473	135-371	.364	320-423	.757	168	465	633	37.2	317	-	254	215	51	102	1395	82.1

TEAM STATISTICS	SEMO	OPP	Date	Opponent	Score	Att.
SCORING	1265	1395	11-09-21	at Missouri St.	w 99-94	4190
Points per game	74.4	82.1	11-13-21	YOUNGSTOWN STATE	L 79-97	1280
Scoring margin	-7.6	-	11-19-21	ARKANSAS STATE	L 60-72	1145
FIELD GOALS-ATT	427-987	470-994	11-22-21	MISSOURI BAPTIST	w 71-63	789
Field goal pct	.433	.473	! 11-26-21	at Incarnate Word	w 79-76	0
3 POINT FG-ATT	148-429	135-371	! 11-27-21	vs Portland	L 68-74	100
3-point FG pct	.345	.364	! 11-28-21	vs Montana St.	L 68-75	0
3-pt FG made per game	8.7	7.9	12-04-21	WEBSTER UNIVERSITY	w 76-64	672
FREE THROWS-ATT	263-351	320-423	12-08-21	EVANSVILLE	w 75-73	690
Free throw pct	.749	.757	12-11-21	at Purdue Fort Wayne	L 65-78	1073
F-Throws made per game	15.5	18.8	12-15-21	at Southern Ill.	L 55-80	4030
REBOUNDS	548	633	12-18-21	at Pepperdine	L 77-83	437
Rebounds per game	32.2	37.2	12-21-21	at California Baptist	L 68-84	2220
Rebounding margin	-5.0	-	* 12-30-21	at Murray St.	L 81-106	3630
ASSISTS	209	254	* 01-01-22	AUSTIN PEAY	w 98-79	580
Assists per game	12.3	14.9	* 01-06-22	at Belmont	L 62-102	278
TURNOVERS	226	215	* 01-08-22	at Tennessee St.	L 84-95	269
Turnovers per game	13.3	12.6				
Turnover margin	-0.6	-				
Assist/turnover ratio	0.9	1.2				
STEALS	97	102				
Steals per game	5.7	6.0				
BLOCKS	47	51				
Blocks per game	2.8	3.0				
ATTENDANCE	5156	16227				
Home games-Avg/Game	6-859	9-1792				
Neutral site-Avg/Game	-	2-50				

* = Conference game

! = Incarnate Word Thanksgiving Invitational (San Antonio, Texas)

Score by Periods	1st	2nd	Totals
Southeast Missouri	579	686	1265
Opponents	653	742	1395



2021-22 SOUTHEAST MISSOURI BASKETBALL NOTES

TENNESSEE STATE // JAN. 20

Comparison Game-by-Game (SEMO/Opponent)

Opponent	1st	2nd	Score	Mar	Total FG	FG Pct	3-Pointers	3FG Pct	Free Throws	FT Pct	Rebounds (Mar)	Assist	T/Over	Block	Steal	Fouls
Missouri State	45/41	54/53	99-94	+5	32-56/31-60	.571/.517	8-19/7-26	.421/.269	27-34/25-35	.794/.714	33/30 +3	10/13	11/7	2/1	6/6	26/22
Youngstown State	39/37	40/60	79-97	(18)	23-57/31-63	.404/.492	8-24/7-20	.333/.350	25-35/28-36	.714/.778	33/42 (9)	11/13	10/7	4/1	3/3	29/27
Arkansas State	33/39	27/33	60-72	(12)	21-58/26-59	.362/.441	5-19/8-19	.263/.421	13-19/12-14	.684/.857	32/45 (13)	11/15	12/14	2/4	7/6	15/18
Missouri Baptist	31/36	40/27	71-63	+8	22-54/22-58	.407/.379	8-25/4-14	.320/.286	19-22/15-20	.864/.750	35/38 (3)	13/14	20/19	5/1	11/9	19/20
Incarnate Word	34/39	45/37	79-76	+3	28-58/23-56	.483/.411	10-24/8-26	.417/.308	13-18/22-26	.722/.846	31/37 (6)	10/9	10/15	2/2	5/1	21/19
Portland	30/33	38/41	68-74	(6)	26-61/22-57	.426/.386	10-25/7-17	.400/.412	6-10/23-28	.600/.821	35/36 (1)	7/13	15/12	3/4	4/7	23/14
Montana State	31/27	37/48	68-75	(7)	23-59/22-55	.390/.400	6-22/7-23	.273/.304	16-19/24-33	.842/.727	38/39 (1)	12/11	17/17	2/5	8/8	29/18
Webster University	34/31	42/33	76-64	+12	28-67/21-57	.418/.368	6-32/6-13	.188/.462	14-21/16-24	.667/.667	41/43 (2)	14/10	8/16	7/1	9/4	18/19
Evansville	40/38	35/35	75-73	+2	28-54/26-65	.519/.400	7-16/11-37	.438/.297	12-13/10-14	.923/.714	37/31 +6	15/18	10/4	1/4	2/4	14/15
Purdue Fort Wayne	30/36	35/42	65-78	(13)	24-54/27-49	.444/.551	5-20/9-21	.250/.429	12-18/15-19	.667/.789	25/29 (4)	10/13	12/16	1/2	6/3	20/19
Southern Illinois	23/29	32/51	55-80	(25)	22-59/28-47	.373/.596	8-24/12-20	.333/.600	3-4/12-14	.750/.857	26/30 (4)	9/19	14/13	3/3	7/9	13/9
Pepperdine	30/35	47/48	77-83	(6)	30-57/29-65	.526/.446	10-26/8-23	.385/.348	7-10/17-21	.700/.810	29/39 (10)	17/19	21/16	0/1	7/8	19/13
California Baptist	34/43	34/41	68-84	(16)	22-64/30-62	.344/.484	7-29/12-33	.241/.364	17-27/12-20	.630/.600	35/45 (10)	11/22	8/13	1/5	6/4	19/21
Murray State	40/59	41/47	81-106	(25)	25-65/36-64	.385/.536	12-35/11-23	.343/.478	19-23/23-30	.826/.767	34/40 (6)	15/16	15/14	2/5	4/9	19/19
Austin Peay	42/31	56/48	98-79	+19	26-49/26-61	.531/.426	17-28/5-21	.607/.238	29-36/22-38	.806/.579	33/34 (1)	19/15	19/12	5/1	3/11	28/25
Belmont	33/57	29/45	62-102	(40)	22-62/42-70	.355/.600	12-31/8-23	.387/.348	6-8/10-11	.750/.909	29/41 (12)	15/23	15/7	4/5	4/7	10/13
Tennessee State	30/42	54/53	84-95	(11)	25-53/28-46	.472/.609	9-30/5-12	.300/.417	25-34/14-40	.735/.850	21/33 (12)	10/11	9/13	3/6	5/3	28/26
Tennessee Tech																
SIU Edwardsville																
Tennessee State																
Eastern Illinois																
Morehead State																
SIU Edwardsville																
UT Martin																
Eastern Illinois																
Austin Peay																
Belmont																
Tennessee Tech																
Morehead State																
UT Martin																
Murray State																

Points in the Paint, Second Chance Points, Points Off Turnovers, Fastbreak Points, Bench Points

Opponent	W/L	POINTS IN THE PAINT		2ND CHANCE POINTS		POINTS OFF TURNOVERS		FAST BREAK POINTS		BENCH POINTS	
		SEMO	OPP	SEMO	OPP	SEMO	OPP	SEMO	OPP	SEMO	OPP
Missouri State	W	34	46	7	10	10	10	7	4	38	16
Youngstown State	L	24	36	13	20	12	7	2	2	41	11
Arkansas State	L	28	30	13	16	16	7	4	4	14	19
Missouri Baptist	W	22	22	13	10	23	14	6	4	33	18
Incarnate Word	W	32	18	6	7	22	9	11	7	37	17
Portland	L	28	24	13	8	7	18	8	15	27	10
Montana State	L	24	28	7	15	15	19	19	14	32	9
Webster University	W	40	24	16	18	23	12	6	2	21	10
Evansville	W	36	24	5	10	2	2	4	0	9	19
Purdue Fort Wayne	L	36	28	5	9	13	16	10	5	12	19
Southern Illinois	L	18	32	11	6	7	13	4	9	13	22
Pepperdine	L	30	36	4	19	15	27	6	12	25	28
California Baptist	L	26	30	3	11	13	10	12	5	26	15
Murray State	L	22	46	10	12	19	25	14	24	30	32
Austin Peay	W	14	30	6	14	14	17	2	6	24	21
Belmont	L	14	60	0	18	8	12	3	22	27	34
Tennessee State	L	22	32	4	6	16	7	2	4	41	19
Tennessee Tech											
SIU Edwardsville											
Tennessee State											
Eastern Illinois											
Morehead State											
SIU Edwardsville											
UT Martin											
Eastern Illinois											
Austin Peay											
Belmont											
Tennessee Tech											
Morehead State											
UT Martin											
Murray State											

2021-22 SOUTHEAST MISSOURI BASKETBALL NOTES

TENNESSEE STATE // JAN. 20



Game-by-Game Leaders

Opponent	W/L	Score	Points	Rebounds	Assists	Blocks	Steals
Missouri State	W	99-94	Reed, Jr. - 21	Patterson - 7	Harris - 4	Akenten, Nicholas - 1	Reed, Jr. - 2
Youngstown State	L	79-97	Reed, Jr., Nicholas - 17	N. Russell - 11	Harris - 4	Akenten - 2	Harris - 2
Arkansas State	L	60-72	Reed, Jr. - 13	N. Russell - 9	Reed, Jr. - 3	S. Thompson, Akenten - 1	Akenten, Reed, Jr. - 3
Missouri Baptist	W	71-63	P. Russell - 18	Patterson - 7	Harris - 5	Akenten - 3	P. Russell, N. Russell - 4
Incarnate Word	W	79-76	Reed, Jr. - 23	Patterson, N. Russell, Akenten - 5	Harris - 4	Johnson - 2	Reed, Jr., Johnson - 2
Portland	L	68-74	P. Russell - 19	Akenten - 9	P. Russell - 4	Patterson, Johnson Akenten - 1	Akenten - 2
Montana State	L	68-75	P. Russell - 21	Akenten - 10	P. Russell, Harris - 3	P. Russell, C. Thompson - 1	Harris, Nicholas - 2
Webster University	W	76-64	Reed, Jr. - 26	Patterson - 9	P. Russell, Reed, Jr. - 4	Harris - 2	Johnson - 3
Evansville	W	75-73	P. Russell - 24	N. Russell - 15	P. Russell, Harris - 4	C. Thompson - 1	P. Russell - 2
Purdue Fort Wayne	L	65-78	P. Russell - 17	Harris - 6	Harris - 3	Akenten - 1	P. Russell - 2
Southern Illinois	L	55-80	Harris - 12	N. Russell - 7	P. Russell, N. Russell - 3	N. Russell, Akenten, Branson - 1	Reed, Jr., Harris - 2
Pepperdine	L	77-83	P. Russell - 25	N. Russell - 10	Harris - 6	-	P. Russell - 4
California Baptist	L	68-84	P. Russell - 17	N. Russell - 7	Reed, Jr., Harris - 3	N. Russell - 1	S. Thompson - 2
Murray State	L	81-106	Reed, Jr. - 20	Akenten, Branson - 6	P. Russell - 6	S. Thompson, N. Russell - 1	Four tied with - 1
Austin Peay	W	98-79	Reed, Jr. - 34	Reed, Jr. - 8	Branson - 6	Patterson - 2	Three tied with - 1
Belmont	L	62-102	Reed, Jr. - 22	N. Russell - 5	Long - 4	Three tied with - 1	Four tied with - 1
Tennessee State	L	84-95	P. Russell, Jr. - 22	P. Russell - 4	N. Russell - 3	S. Thompson - 2	Nicholas - 3
Tennessee Tech							
SIU Edwardsville							
Tennessee State							
Eastern Illinois							
Morehead State							
SIU Edwardsville							
UT Martin							
Eastern Illinois							
Austin Peay							
Belmont							
Tennessee Tech							
Morehead State							
UT Martin							
Murray State							

Game-by-Game Starters

Opponent	W/L	Score	Guard	Guard	Guard	Guard/Forward	Forward	First Man Off the Bench
Missouri State	W	99-94	P. Russell	Reed, Jr.	Harris	Akenten	S. Thompson	Patterson, 11 pts., 7 reb., 18 min.
Youngstown State	L	79-97	P. Russell	Reed, Jr.	Harris	Akenten	S. Thompson	Patterson, 6 pts., 3 reb., 16 min.
Arkansas State	L	60-72	P. Russell	Reed, Jr.	Nicholas	Akenten	S. Thompson	N. Russell, 2 pts., 9 reb., 24 min.
Missouri Baptist	W	71-63	P. Russell	Reed, Jr.	N. Russell	Branson	Patterson	Johnson, 3 min.
Incarnate Word	W	79-76	P. Russell	Reed, Jr.	N. Russell	Branson	Patterson	Harris, 13 pts., 3 reb., 4 assists, 26 min.
Portland	L	68-74	P. Russell	Reed, Jr.	N. Russell	Branson	Patterson	Johnson, 4 pts., 4 reb., 15 min.
Montana State	L	68-75	P. Russell	Reed, Jr.	N. Russell	Branson	Patterson	Johnson, 5 pts., 1 reb., 12 min.
Webster University	W	76-64	P. Russell	Reed, Jr.	Harris	N. Russell	Patterson	Johnson, 6 pts., 3 reb., 8 min.
Evansville	W	75-73	P. Russell	Nicholas	Harris	N. Russell	Patterson	Akenten, 7 pts., 4 reb., 25 min.
Purdue Fort Wayne	L	65-78	P. Russell	Reed, Jr.	Nicholas	Harris (G)	Patterson	Johnson, 4 pts., 3 reb., 14 min.
Southern Illinois	L	55-80	P. Russell	Reed, Jr.	Harris	N. Russell	Patterson	Nicholas, 5 pts., 11 min.
Pepperdine	L	77-83	P. Russell	Reed, Jr.	N. Russell	Branson	Patterson	Harris, 8 pts., 6 assists, 22 min.
California Baptist	L	68-84	P. Russell	Reed, Jr.	N. Russell	Branson	S. Thompson	Johnson - 8 pts., 1 reb., 9 min.
Murray State	L	81-106	P. Russell	Reed, Jr.	N. Russell	Branson	S. Thompson	Harris, 15 pts., 4 reb., 27 min.
Austin Peay	W	98-79	P. Russell	Reed, Jr.	N. Russell	Branson	S. Thompson	Nicholas, 14 pts., 3 reb., 3 assists, 22 min.
Belmont	L	62-102	P. Russell	Reed, Jr.	N. Russell	Branson	S. Thompson	Patterson, 4 pts., 13 min.
Tennessee State	L	84-95	P. Russell	Reed, Jr.	N. Russell	Branson	S. Thompson	Akenten, 16 pts., 3 reb., 22 min.
Tennessee Tech								
SIU Edwardsville								
Tennessee State								
Eastern Illinois								
Morehead State								
SIU Edwardsville								
UT Martin								
Eastern Illinois								
Austin Peay								
Belmont								
Tennessee Tech								
Morehead State								
UT Martin								
Murray State								

Starting Lineup Combinations

Record	Guard	Guard	Guard	Guard/Forward	Forward
1-1	P. Russell	Reed, Jr.	Harris	Akenten	S. Thompson
0-1	P. Russell	Reed, Jr.	Nicholas	Akenten	S. Thompson
2-3	P. Russell	Reed, Jr.	N. Russell	Branson	Patterson
1-1	P. Russell	Reed, Jr.	Harris	N. Russell	Patterson
1-0	P. Russell	Nicholas	Harris	N. Russell	Patterson
0-1	P. Russell	Reed, Jr.	Harris	Nicholas (G)	Patterson
1-4	P. Russell	Reed, Jr.	N. Russell	Branson	S. Thompson

OVC CHAMPIONS | 2000 NCAA TOURNAMENT | 2000



2021-22 SOUTHEAST MISSOURI BASKETBALL NOTES

TENNESSEE STATE // JAN. 20

	Score	FG-A	Pct.	3FG-A	Pct.	FT-A	Pct.	OFF	DEF	Total	E	A	TO	B	S
Southeast Missouri	W, 99-94	32-56	.571	8-19	.421	27-34	.794	5	28	33	26	10	11	2	6
Missouri State		31-60	.517	7-26	.269	25-35	.714	7	23	30	22	13	7	1	6
Southeast Missouri	L, 79-97	23-57	.404	8-24	.333	25-35	.714	8	25	33	29	11	10	4	3
Youngstown State		31-63	.492	7-20	.350	28-36	.778	12	30	42	27	13	7	1	3
Southeast Missouri	L, 60-72	21-58	.362	5-19	.263	13-19	.684	13	19	32	15	11	12	2	7
Arkansas State		26-59	.441	8-19	.421	12-14	.857	16	29	45	18	15	14	4	6
Southeast Missouri	W, 71-63	22-54	.407	8-25	.320	19-22	.864	8	27	35	19	13	20	5	11
Missouri Baptist		22-58	.379	4-14	.286	15-20	.750	12	26	38	20	14	19	1	9
Southeast Missouri	W, 79-76	28-58	.483	10-24	.417	13-18	.722	8	23	31	21	10	10	2	5
Incarinate Word		23-56	.411	8-26	.308	22-26	.846	11	26	37	19	9	15	2	1
Southeast Missouri	L, 68-74	26-61	.426	10-25	.400	6-10	.600	8	27	35	23	7	15	3	4
Portland		22-57	.386	7-17	.412	23-28	.821	9	27	36	14	13	12	4	7
Southeast Missouri	L, 68-75	23-59	.390	6-22	.273	16-19	.842	8	30	38	29	12	17	2	8
Montana State		22-55	.400	7-23	.304	24-33	.727	10	29	39	18	11	17	5	8
Southeast Missouri	W, 76-64	28-67	.418	6-32	.188	14-21	.667	15	26	41	18	14	8	7	9
Webster University		21-57	.368	6-13	.462	16-24	.667	14	29	43	19	10	16	1	4
Southeast Missouri	W, 75-73	28-54	.519	7-16	.438	12-13	.923	4	33	37	14	15	10	1	2
Evansville		26-65	.400	11-37	.297	10-14	.714	8	23	31	15	18	4	4	4
Southeast Missouri	L, 65-78	24-54	.444	5-20	.250	12-18	.667	5	20	25	20	10	12	1	6
Purdue Fort Wayne		27-49	.551	9-21	.429	15-19	.789	4	25	29	19	13	16	2	3
Southeast Missouri	L, 55-80	22-59	.373	8-24	.333	3-4	.750	11	15	26	13	9	14	3	7
Southern Illinois		28-47	.596	12-20	.600	12-14	.857	3	27	30	9	19	13	3	9
Southeast Missouri	L, 77-83	30-57	.526	10-26	.385	7-10	.700	5	24	29	19	17	21	0	7
Pepperdine		29-65	.446	8-23	.348	17-21	.810	15	24	39	13	19	16	1	8
Southeast Missouri	L, 68-84	22-64	.344	7-29	.241	17-27	.630	9	26	35	19	11	8	1	6
California Baptist		30-62	.484	12-33	.364	12-20	.600	8	37	45	21	22	13	5	4
Southeast Missouri	L, 81-106	25-65	.385	12-35	.343	19-23	.826	13	21	34	19	15	15	2	4
Murray State		36-64	.563	11-23	.478	23-30	.767	10	30	40	19	16	14	5	9
Southeast Missouri	W, 98-79	26-49	.531	17-28	.607	29-36	.806	6	27	33	28	19	19	5	3
Austin Peay		26-61	.426	5-21	.238	22-38	.579	14	20	34	25	15	12	1	11
Southeast Missouri	L, 62-102	22-62	.355	12-31	.387	6-8	.750	11	18	29	10	15	15	4	4
Belmont		42-70	.600	8-23	.348	10-11	.909	11	30	41	13	23	7	5	7
Southeast Missouri	L, 84-95	25-53	.472	9-30	.300	25-34	.735	4	17	21	28	10	9	3	5
Tennessee State		28-46	.609	5-12	.417	34-40	.850	4	29	33	26	11	13	6	3
Southeast Missouri															
Tennessee Tech															
Southeast Missouri															
SIU Edwardsville															
Southeast Missouri															
Tennessee State															
Southeast Missouri															
Eastern Illinois															
Southeast Missouri															
Morehead State															
Southeast Missouri															
SIU Edwardsville															
Southeast Missouri															
UT Martin															
Southeast Missouri															
Eastern Illinois															
Southeast Missouri															
Austin Peay															
Southeast Missouri															
Belmont															
Southeast Missouri															
Tennessee Tech															
Southeast Missouri															
Morehead State															
Southeast Missouri															
UT Martin															
Southeast Missouri															
Murray State															



2021-22 Game-by-Game Leaders Summary (# of Games)

Points

Eric Reed, Jr.	8
Phillip Russell	8
DQ Nicholas	1
Chris Harris	1

Rebounds

Nygol Russell	8
Manny Patterson	4
Nana Akenten	4
Chris Harris	1
Dylan Branson	1
Eric Reed, Jr.	1
Phillip Russell	1

Assists

Chris Harris	9
Phillip Russell	6
Eric Reed, Jr.	3
Nygol Russell	2
Dylan Branson	1
Parker Long	1

Blocks

Nana Akenten	8
Sam Thompson	4
Manny Patterson	3
Nate Johnson	2
Chase Thompson	2
Nygol Russell	2
DQ Nicholas	1
Phillip Russell	1
Chris Harris	1
Eric Reed, Jr.	1

Steals

Phillip Russell	7
DQ Nicholas	5
Eric Reed, Jr.	4
Chris Harris	4
Nana Akenten	3
Nygol Russell	2
Dylan Branson	2
Parker Long	1
Nate Johnson	1
Sam Thompson	1

Dunks (# for 2021-22 Season)

Nygol Russell	7
Nana Akenten	2
Sam Thompson	2
Nate Johnson	1
Chris Harris	1

Games Played/Started

	2021-22	Career
Nygol Russell	16/13	102/36
DQ Nicholas	14/3	71/49
Chris Harris	17/6	45/32
Nana Akenten	16/3	43/27
Eric Reed, Jr.	16/16	43/38
Dylan Branson	17/10	44/18
Nate Johnson	11/0	36/0
Manny Patterson	16/9	38/21
Nolan Taylor	-	18/15
Parker Long	7/0	22/0
Phillip Russell	17/17	17/17
Chase Thompson	13/0	13/0
Sam Thompson	9/8	9/8

Career Ledger

Double-Digit Point Games

	2021-22	Career
Chris Harris	10	30
DQ Nicholas	5	26
Eric Reed, Jr.	12	25
Nygol Russell	4	17
Nana Akenten	4	15
Phillip Russell	14	14
Nolan Taylor	-	8
Manny Patterson	2	5
Nate Johnson	1	2
Sam Thompson	2	2
Dylan Branson	-	1

Double-Digit Rebound Games

	2021-22	Career
Nygol Russell	3	4
Nana Akenten	1	3
DQ Nicholas	-	1

20+ Point Games

	2021-22	Career
Eric Reed, Jr.	6	9
Phillip Russell	5	5
DQ Nicholas	-	4
Chris Harris	-	2
Manny Patterson	-	1
Nygol Russell	-	1

30-Point Games

	2021-22	Career
Eric Reed, Jr.	1	1

8+ Rebound Games

	2021-22	Career
Nygol Russell	4	8
Nana Akenten	2	7
DQ Nicholas	-	4
Nolan Taylor	-	2
Manny Patterson	1	1
Eric Reed, Jr.	1	1

5+ Assist Games

	2021-22	Career
Chris Harris	2	10
DQ Nicholas	-	8
Nygol Russell	-	6
Nolan Taylor	-	1
Nana Akenten	-	1
Eric Reed, Jr.	-	1
Phillip Russell	1	1
Dylan Branson	1	1

3+ Steal Games

	2021-22	Career
DQ Nicholas	2	6
Nygol Russell	1	5
Nana Akenten	1	4
Jordan Love	-	3
Chris Harris	-	3
Eric Reed, Jr.	1	3
Phillip Russell	2	2

Double-Doubles

	2021-22	Career
Nana Akenten	-	2
Nygol Russell	2	2

SEMO's 2021-22 Record:

At Home	4-2
On the Road	2-7
At Neutral Sites	0-2
In Ohio Valley Conference Games	1-3
In November	3-4
In December	2-5
In January	1-2
In February	0-0
In March	0-0
Leading at the Half	4-2
Trailing at the Half	2-9
Tied at the Half	0-0
In Overtime Games	0-0
The Redhawks Score First	3-4
In 1-4 Point Games	2-0
In 5-9 Point Games	2-3
In 10-14 Point Games	1-2
In 15+ Point Games	1-6
Leading with Five Minutes Left in Regulation	6-0
Trailing with Five Minutes Left in Regulation	0-11
Tied with Five Minutes Left in Regulation	0-0
Scoring Less than 50 Points	0-0
Scoring 50-59 Points	0-1
Scoring 60-69 Points	0-6
Scoring 70-79 Points	4-2
Scoring 80-89 Points	0-2
Scoring 90-99 Points	2-0
Scoring 100 or more Points	0-0
Giving up Less Than 50 Points	0-0
Giving up 50-59 Points	0-0
Giving up 60-69 Points	2-0
Giving up 70-79 Points	3-4
Giving up 80-89 Points	0-3
Giving up 90-99 Points	1-2
Giving up 100 or more Points	0-2
Shooting 50% or Better from the Field	3-1
Shooting Less Than 50% from the Field	3-10
Opponent Shoots 50% or Better from the Field	1-5
Opponent Shoots Less Than 50% from the Field	5-6
Outshooting Opponent	6-2
Outshot by Opponent	0-9
Field Goal Percentage is Tied	0-0
Shooting 50% or Better from 3-Point Range	1-0
Shooting Less Than 50% from 3-Point Range	5-11
Opponent Shoots 50% or Better from 3-Point Range	0-1
Opponent Shoots Less Than 50% from 3-Point Range	6-10
Shooting 50% or Better from the Free Throw Line	6-11
Shooting Less Than 50% from the Free Throw Line	0-0
Opponent Shoots 50% or Better from the Free Throw Line	6-11
Opponent Shoots Less Than 50% from the Free Throw Line	0-0
Shooting More Free Throws Than Opponent	0-1
Shooting Less Free Throws Than Opponent	6-10
Free Throws are Tied	0-0
SEMO's Starters Outscore Opponent's Starters	3-0
Opponent's Starters Outscore SEMO's Starters	3-11
Starter Scoring is Tied	0-0
Bench Outscores Opponent	4-6
Opponent Bench Outscores Southeast	2-5
Bench Scoring is Tied	0-0
Bench Contributes Double Figures in Points	5-11
No Redhawk Players Score Double Figures	0-0
Two Redhawk Players Score Double Figures	0-2
3+ Redhawk Players Score Double Figures	6-9
Outrebounding an Opponent	2-0
Opponent Outrebounds SEMO	4-11
Rebounds are Tied	0-0
Getting 10+ Assists	6-9
Getting 10+ Steals	1-0
Getting 5+ Blocks	3-0
Forcing more Turnovers than Opponent	2-4
Committing more Turnovers than Opponent	4-6
Turnovers are Tied	0-1



2021-22 SOUTHEAST MISSOURI BASKETBALL NOTES

TENNESSEE STATE // JAN. 20

2021-22 OVC Statistics

RECORD:	OVERALL	HOME	AWAY	NEUTRAL
ALL GAMES	1-3	1-0	0-3	0-0
CONFERENCE	1-3	1-0	0-3	0-0
NON-CONFERENCE	0-0	0-0	0-0	0-0

#	Player	gp-gs	min	avg	Total		3-Point		F-Throw		Rebounds				pf	dq	a	to	blk	stl	pts	avg
					fg-fga	fg%	3fg-fga	3fg%	ft-fa	ft%	off	def	tot	avg								
03	REED, JR., Eric	4-4	132	33.0	26-49	.531	17-30	.567	16-20	.800	3	12	15	3.8	8	0	6	9	1	1	85	21.3
01	RUSSELL, Phillip	4-4	112	28.0	14-42	.333	7-23	.304	22-27	.815	3	6	9	2.3	11	1	10	9	0	3	57	14.3
21	AKENTEN, Nana	4-0	64	16.0	15-32	.469	12-26	.462	2-3	.667	4	10	14	3.5	8	0	1	2	2	1	44	11.0
11	NICHOLAS, DQ	3-0	71	23.7	7-17	.412	3-7	.429	16-18	.889	2	7	9	3.0	5	0	8	3	0	5	33	11.0
25	RUSSELL, Nygal	4-4	83	20.8	9-25	.360	5-14	.357	2-4	.500	4	10	14	3.5	11	0	12	5	2	0	25	6.3
20	THOMPSON, Sam	4-4	83	20.8	11-16	.688	0-0	.000	1-2	.500	5	9	14	3.5	10	0	0	9	5	0	23	5.8
14	JOHNSON, Nate	1-0	7	7.0	2-2	1.000	0-0	.000	1-2	.500	0	0	0	0.0	3	0	0	0	0	0	5	5.0
05	HARRIS, Chris	4-0	81	20.3	5-20	.250	3-12	.250	6-6	1.000	1	8	9	2.3	4	0	6	7	0	3	19	4.8
33	BRANSON, Dylan	4-4	67	16.8	3-10	.300	1-6	.167	6-8	.750	4	11	15	3.8	11	1	9	7	1	1	13	3.3
10	PATTERSON, Manny	3-0	31	10.3	3-6	.500	0-0	.000	3-4	.750	0	1	1	0.3	9	0	1	4	3	0	9	3.0
02	THOMPSON, Chase	2-0	23	11.5	0-3	.000	0-2	.000	4-6	.667	0	0	0	0.0	3	0	1	1	0	0	4	2.0
13	LONG, Parker	4-0	46	11.5	3-7	.429	2-4	.500	0-1	.000	2	2	4	1.0	2	0	5	1	0	2	8	2.0
Team											6	7	13					1				
Total.....		4	800		98-229	.428	50-124	.403	79-101	.782	34	83	117	29.3	85	2	59	58	14	16	325	81.2
Opponents.....		4	800		132-241	.548	29-79	.367	89-119	.748	39	109	148	37.0	83	-	65	46	17	30	382	95.5

TEAM STATISTICS	SEMO	OPP
SCORING	325	382
Points per game	81.2	95.5
Scoring margin	-14.2	-
FIELD GOALS-ATT	98-229	132-241
Field goal pct	.428	.548
3 POINT FG-ATT	50-124	29-79
3-point FG pct	.403	.367
3-pt FG made per game	12.5	7.3
FREE THROWS-ATT	79-101	89-119
Free throw pct	.782	.748
F-Throws made per game	19.8	22.3
REBOUNDS	117	148
Rebounds per game	29.3	37.0
Rebounding margin	-7.7	-
ASSISTS	59	65
Assists per game	14.8	16.3
TURNOVERS	58	46
Turnovers per game	14.5	11.5
Turnover margin	-3.0	-
Assist/turnover ratio	1.0	1.4
STEALS	16	30
Steals per game	4.0	7.5
BLOCKS	14	17
Blocks per game	3.5	4.3
ATTENDANCE	580	4177
Home games-Avg/Game	1-580	3-1392
Neutral site-Avg/Game	-	0-0

Score by Periods	1st	2nd	Totals
Southeast Missouri	145	180	325
Opponents	189	193	382

Date	Opponent		Score	Att.
* 12-30-21	at Murray St.	L	81-106	3630
* 01-01-22	AUSTIN PEAY	W	98-79	580
* 01-06-22	at Belmont	L	62-102	278
* 01-08-22	at Tennessee St.	L	84-95	269

* = Conference game

! = Incarnate Word Thanksgiving Invitational (San Antonio, Texas)

2021-22 SOUTHEAST MISSOURI BASKETBALL NOTES

TENNESSEE STATE // JAN. 20



21



- // Guard
- // Redshirt-Junior
- // 6-6 // 215
- // Bolingbrook, Ill.
- // Bolingbrook H.S.
- // Nebraska

Nana AKENTEN

2021-22: Averages 6.2 points and 4.3 rebounds through 16 games and three starts... Ranks third on the team with 21 three-pointers made...Leads the team and ranks 13th in the Ohio Valley Conference with 12 blocks...Scored 13 points as one of five players with double figures at Missouri State (11/9)...Made 3-of-4 three-pointers and had the assist on Eric Reed, Jr.'s 3-pointer with 11 seconds left against the Bears... Had 15 points off the bench vs. Missouri Baptist (11/22)...Grabbed a season-best 10 rebounds vs. Montana State (11/28)...Missed the Webster game with a back injury... Scored a season-best 19 points and matched a career-high five 3-pointers made off the bench at Belmont (1/6)...Followed that up with 16 points and buried four 3-pointers at Tennessee State (1/8).

Akenten's Game-by-Game Statistics

2021-22	FG	3P	FT	O/D	REB	F	PTS	A	TO	B	S	M
at Missouri State*	5-7	3-4	0-0	0/3	3	4	13	1	0	1	0	21
Youngstown State*	0-4	0-3	1-4	0/4	4	4	1	1	0	2	0	25
Arkansas State*	1-6	1-4	2-2	2/1	3	2	5	0	0	1	3	22
Missouri Baptist	6-12	2-5	1-2	0/5	5	2	15	1	0	3	0	23
at Incarnate Word	1-7	1-4	0-0	1/4	5	4	3	0	1	0	0	16
vs. Portland	2-6	0-2	0-1	1/8	9	2	4	0	1	1	2	20
vs. Montana State	1-6	0-3	1-2	2/8	10	3	3	1	0	0	1	21
Webster University	DNP	-	-	-	-	-	-	-	-	-	-	-
Evansville	3-9	1-5	0-0	0/4	4	3	7	0	0	0	0	25
at Purdue Fort Wayne	0-6	0-4	0-0	1/1	2	3	0	0	0	1	1	15
at Southern Illinois	1-4	1-3	1-1	1/3	4	2	4	0	0	1	1	17
at Pepperdine	0-2	0-2	0-0	0/4	4	1	0	0	2	0	0	13
at California Baptist	0-6	0-4	0-0	1/0	1	1	0	1	0	0	0	9
at Murray State	1-7	1-4	0-0	4/2	6	1	3	1	1	0	0	11
Austin Peay	2-4	2-4	0-0	0/2	2	1	6	0	0	1	0	8
at Belmont	6-8	5-7	2-3	0/3	3	2	19	0	1	1	1	23
at Tennessee State	6-13	4-11	0-0	0/3	3	4	16	0	0	0	0	22
Tennessee Tech												
at SIU Edwardsville												
Tennessee State												
at Eastern Illinois												
Morehead State												
SIU Edwardsville												
at UT Martin												
Eastern Illinois												
at Austin Peay												
Belmont												
at Tennessee Tech												
at Morehead State												
UT Martin												
Murray State												
Totals	35-107	21-69	8-15	13/55	68	39	99	6	6	12	9	291

2021-22 Season-Highs

Points	19	at Belmont (1/6/22)
Total Rebounds	10	vs. Montana State (11/28/21)
Offensive	4	at Murray State (12/30/21)
Defensive	8	2x, last vs. Montana State (11/28/21)
FG Made	6	3x, last at Tennessee State (1/8/22)
FG Attempted.....	13	at Tennessee State (1/8/22)
3-Point FG Made.....	5	at Belmont (1/6/22)
3-Point FG Attempted.....	11	at Tennessee State (1/8/22)
FT Made.....	2	2x, last at Belmont (1/6/22)
FT Attempted.....	4	vs. Youngstown State (11/13/21)
Assists	1	6x, last at Murray State (12/30/21)
Blocks.....	3	vs. Youngstown State (11/13/21)
Steals.....	3	vs. Missouri Baptist (11/22/21)
Minutes	25	2x, last vs. Evansville (12/8/21)

Career-Highs

Points	20	at Belmont (1/7/21)
Total Rebounds	11	at Belmont (1/7/21)
Offensive	4	at Murray State (12/30/21)
Defensive	10	at Belmont (1/7/21)
FG Made	7	2x, last at UT Martin (1/26/21)
FG Attempted.....	17	at Belmont (1/7/21)
3-Point FG Made.....	5	2x, last at Belmont (1/6/22)
3-Point FG Attempted.....	11	2x, last at Tennessee State (1/8/22)
FT Made.....	7	at SIU Edwardsville (2/27/21)
FT Attempted.....	9	at SIU Edwardsville (2/27/21)
Assists	2	7x, last vs. Eastern Illinois (1/30/21)
Blocks.....	3	vs. Missouri Baptist (11/22/21)
Steals.....	5	vs. Eastern Illinois (1/30/21)
Minutes	37	vs. Tennessee State (1/2/21)


Akenten's Career Statistics at Southeast Missouri

Overall																			
Season	G-GS	Min	Avg	FG-FGA	Pct	3FG-3FGA	Pct	FT-FTA	Pct	Off	Def	Tot	Avg	PF	FO	A	TO	Blk	Stl
2020-21	27-24	728	27.0	84-216	.389	53-150	.353	29-39	.744	28	128	156	5.8	66	3	26	51	10	34
2021-22	16-3	291	18.2	35-107	.327	21-69	.304	8-15	.533	13	56	69	4.3	39	0	6	6	12	9
Total	43-27	1019	23.7	119-323	.368	74-219	.338	37-54	.685	41	184	225	5.2	105	3	32	57	22	43
Ohio Valley Conference Games Only																			
Season	G-GS	Min	Avg	FG-FGA	Pct	3FG-3FGA	Pct	FT-FTA	Pct	Off	Def	Tot	Avg	PF	FO	A	TO	Blk	Stl
2020-21	20-19	534	26.7	63-161	.391	39-114	.342	22-28	.786	18	98	116	5.8	43	0	19	39	5	25
2021-22	4-0	64	16.0	15-32	.469	12-26	.462	2-3	.667	4	10	14	3.5	8	0	1	2	2	1
Total	24-19	598	24.9	78-193	.404	51-140	.364	24-31	.774	22	108	130	5.4	51	0	20	41	7	26



2021-22 SOUTHEAST MISSOURI BASKETBALL NOTES

TENNESSEE STATE // JAN. 20



33



// Guard
// Freshman
// 6-5 // 220
// St. Louis, Mo.
// Mehlville H.S.

Dylan BRANSON

2021-22: Played in all 17 games and logged 10 starts...Had a career-high six rebounds at Murray State (12/30)...Scored two points vs. Missouri Baptist (11/22)...Finished with a season-best eight points in a season-high 27 minutes at Purdue Fort Wayne (12/11)... Came off the bench and scored all of his points in a 1:26 stretch in the first half against the Mastodons...Knocked down two 3-pointers and logged a season-high 30 minutes at Pepperdine (12/18)...Scored seven points at Murray State (12/30)...Had a career-high six assists vs. Austin Peay (1/1)...Averages 2.2 points and three rebounds a game.

Branson's Game-by-Game Statistics

2021-22	FG	3P	FT	O/D	REB	F	PTS	A	TO	B	S	M
at Missouri State	0-1	0-1	0-0	0/0	0	0	0	0	0	0	0	5
Youngstown State	0-1	0-1	0-0	0/1	1	4	0	2	0	0	0	12
Arkansas State	1-1	0-0	0-2	0/3	3	1	2	2	1	0	1	17
Missouri Baptist*	0-2	0-2	0-0	1/1	2	1	0	0	1	1	0	18
at Incarnate Word*	0-2	0-1	0-0	0/0	0	3	0	1	1	0	0	14
vs. Portland*	0-0	0-0	0-0	0/3	3	2	0	1	0	0	0	22
vs. Montana State*	0-3	0-1	0-0	0/5	5	2	0	1	1	0	1	24
Webster University	2-4	0-1	0-1	2/2	4	2	4	0	1	1	2	16
Evansville	1-2	0-1	0-0	0/2	2	0	2	0	1	0	0	12
at Purdue Fort Wayne	3-6	2-4	0-0	0/4	4	3	8	1	1	0	0	27
at Southern Illinois	1-1	0-0	0-0	1/3	4	1	2	2	1	1	0	17
at Pepperdine*	2-4	2-3	0-0	0/5	5	4	6	5	3	0	0	30
at California Baptist*	0-1	0-0	0-0	0/3	3	5	0	2	2	0	1	26
at Murray State*	2-4	1-3	2-2	1/5	6	2	7	1	3	0	1	20
Austin Peay*	0-1	0-0	4-6	1/3	4	4	4	6	1	1	0	25
at Belmont*	0-1	0-1	0-0	1/2	3	0	0	2	2	0	0	14
at Tennessee State*	1-4	0-2	0-0	1/1	2	5	2	0	1	0	0	8
Tennessee Tech												
at SIU Edwardsville												
Tennessee State												
at Eastern Illinois												
Morehead State												
SIU Edwardsville												
at UT Martin												
Eastern Illinois												
at Austin Peay												
Belmont												
at Tennessee Tech												
at Morehead State												
UT Martin												
Murray State												
Totals	13-38	5-21	6-11	8/43	51	39	37	26	20	4	6	307

* - Game Started

2021-22 Season-Highs

Points	8	at Purdue Fort Wayne (12/11/21)
Total Rebounds	6	at Murray State (12/30/21)
Offensive	2	vs. Webster (12/4/21)
Defensive	5	3x, last at Murray State (12/30/21)
FG Made	3	at Purdue Fort Wayne (12/11/21)
FG Attempted	6	at Purdue Fort Wayne (12/11/21)
3-Point FG Made	2	2x, last at Pepperdine (12/18/21)
3-Point FG Attempted	4	at Purdue Fort Wayne (12/11/21)
FT Made	4	vs. Austin Peay (1/1/22)
FT Attempted	6	vs. Austin Peay (1/1/22)
Assists	6	vs. Austin Peay (1/1/22)
Blocks	1	4x, last vs. Austin Peay (1/1/22)
Steals	2	vs. Webster (12/4/21)
Minutes	30	at Pepperdine (12/18/21)

Career-Highs

Points	12	at Indiana State (12/22/20)
Total Rebounds	6	at Murray State (12/30/21)
Offensive	4	at Tennessee State (1/19/21)
Defensive	5	4x, last at Murray State (12/30/21)
FG Made	3	5x, last at Purdue Fort Wayne (12/11/21)
FG Attempted	6	3x, last at Purdue Fort Wayne (12/11/21)
3-Point FG Made	3	at Indiana State (12/22/20)
3-Point FG Attempted	4	2x, last at Purdue Fort Wayne (12/11/21)
FT Made	4	vs. Austin Peay (1/1/22)
FT Attempted	6	vs. Austin Peay (1/1/22)
Assists	6	vs. Austin Peay (1/1/22)
Blocks	1	8x, last vs. Austin Peay (1/1/22)
Steals	2	2x, last vs. Webster (12/4/21)
Minutes	30	at Pepperdine (12/18/21)

Branson's Career Statistics at Southeast Missouri

Overall

Season	G-GS	Min	Avg	FG-FGA	Pct	3FG-3FGA	Pct	FT-FTA	Pct	Off	Def	Tot	Avg	PF	FO	A	TO	Blk	Stl	Pts	Avg
2020-21	27-2	426	15.8	27-52	.519	14-27	.519	14-15	.933	20	45	65	2.4	54	2	34	40	4	8	82	3.0
2021-22	17-10	307	18.1	13-38	.342	5-21	.238	6-11	.545	8	43	51	3.0	39	2	26	20	4	6	37	2.2
Total	44-12	733	16.7	40-90	.444	19-48	.396	20-26	.769	28	88	116	2.6	93	4	60	60	8	14	119	2.7

Ohio Valley Conference Games Only

Season	G-GS	Min	Avg	FG-FGA	Pct	3FG-3FGA	Pct	FT-FTA	Pct	Off	Def	Tot	Avg	PF	FO	A	TO	Blk	Stl	Pts	Avg
2020-21	20-2	346	17.3	21-43	.488	10-21	.476	11-11	1.000	18	38	56	2.8	41	2	26	31	4	7	63	3.2
2021-22	4-4	67	16.8	3-10	.300	1-6	.167	6-8	.750	4	11	15	3.8	11	1	9	7	1	1	13	3.3
Total	24-6	413	17.2	24-53	.453	11-27	.407	17-19	.895	22	49	71	3.0	52	3	35	38	5	8	76	3.2

2021-22 SOUTHEAST MISSOURI BASKETBALL NOTES

TENNESSEE STATE // JAN. 20



5



- // Guard
- // Redshirt-Junior
- // 6-3 // 205
- // Antioch, Ill.
- // Lake Forest Academy
- // John A. Logan College

Chris HARRIS

2021-22: Preseason All-Ohio Valley Conference selection...Ranks third on the team in scoring with 9.8 points a game...Leads the team with 44 assists and is third with 13 steals...Dropped in 19 points in 35 minutes during Southeast Missouri's season-opener at Missouri State (11/9)...Scored double figures in four-straight games off the bench (11/22-28)...Scored 13 points and buried the game-winning 3-pointer at the buzzer to beat Incarnate Word (11/26)...Reached double-digits in the scoring column 10 times...Dished out four or more assists on six occasions, including a season-high six at Pepperdine (12/18)...Ranks 26th in the OVC in scoring, 15th in assists and fourth in free throw percentage (46-of-57, .807)...Is third on the team with 46 free throws made.

Harris' Game-by-Game Statistics

2021-22	FG	3P	FT	O/D	REB	E	PTS	A	TO	B	S	M
at Missouri State*	7-10	0-1	5-9	0/3	3	2	19	4	3	0	0	35
Youngstown State*	2-6	1-1	4-7	0/1	1	3	9	4	4	0	2	22
Arkansas State	0-2	0-1	2-2	0/2	2	2	2	0	2	0	0	14
Missouri Baptist	4-9	1-4	7-7	0/5	5	2	16	5	5	0	2	27
at Incarnate Word	2-8	1-5	8-9	0/3	3	2	13	4	2	0	0	26
vs. Portland	5-12	1-3	0-0	0/3	3	3	11	0	8	0	1	31
vs. Montana State	6-11	1-2	4-4	1/4	5	3	17	3	3	0	2	24
Webster University*	1-9	0-7	0-0	0/5	5	2	2	2	1	2	0	34
Evansville*	5-10	2-3	0-0	0/1	1	4	12	4	2	0	0	35
at Purdue Fort Wayne*	4-12	1-5	2-2	1/5	6	2	11	3	4	0	1	35
at Southern Illinois*	5-10	1-3	1-1	0/0	0	0	12	0	1	0	2	27
at Pepperdine	3-7	1-4	1-2	0/1	1	0	8	6	2	0	0	22
at California Baptist	4-9	2-4	6-8	0/4	4	0	16	3	0	0	0	21
at Murray State	4-8	3-5	4-4	0/4	4	1	15	3	2	0	1	27
Austin Peay	0-1	0-1	0-0	0/2	2	0	0	1	2	0	0	9
at Belmont	0-8	0-4	0-0	1/0	1	0	0	0	2	0	1	18
at Tennessee State	1-3	0-2	2-2	0/2	2	3	4	2	1	0	1	27
Tennessee Tech												
at SIU Edwardsville												
Tennessee State												
at Eastern Illinois												
Morehead State												
SIU Edwardsville												
at UT Martin												
Eastern Illinois												
at Austin Peay												
Belmont												
at Tennessee Tech												
at Morehead State												
UT Martin												
Murray State												
Totals	53-135	15-55	46-57	3/45	48	29	167	44	44	2	124	434

* - Game Started

2021-22 Season-Highs

Points.....19	at Missouri State (11/9/21)
Total Rebounds.....6	at Purdue Fort Wayne (12/11/21)
Offensive.....1	3x, last at Belmont (1/6/22)
Defensive.....5	3x, last at Purdue Fort Wayne (12/11/21)
FG Made.....7	at Missouri State (11/9/21)
FG Attempted.....12	2x, last at Purdue Fort Wayne (12/11/21)
3-Point FG Made.....3	at Murray State (12/30/21)
3-Point FG Attempted.....7	vs. Webster (12/4/21)
FT Made.....8	at Incarnate Word (11/26/21)
FT Attempted.....9	2x, last at Incarnate Word (11/26/21)
Assists.....6	at Pepperdine (12/18/21)
Blocks.....2	vs. Webster (12/4/21)
Steals.....2	5x, last at Southern Illinois (12/15/21)
Minutes.....35	3x, last at Purdue Fort Wayne (12/11/21)

Career-Highs

Points.....23	vs. UT Martin (12/18/20)
Total Rebounds.....6	2x, last at Purdue Fort Wayne (12/11/21)
Offensive.....2	at SIU Edwardsville (2/27/21)
Defensive.....5	6x, last at Purdue Fort Wayne (12/11/21)
FG Made.....7	4x, last at Missouri State (11/9/21)
FG Attempted.....18	vs. Tennessee State (1/2/21)
3-Point FG Made.....4	2x, last vs. Eastern Kentucky (2/20/21)
3-Point FG Attempted.....10	vs. Tennessee State (1/2/21)
FT Made.....10	at Tennessee State (1/19/21)
FT Attempted.....12	2x, last vs. Austin Peay (2/16/21)
Assists.....9	at Eastern Illinois (2/25/21)
Blocks.....2	2x, last vs. Webster (12/4/21)
Steals.....4	vs. Eastern Kentucky (2/22/21)
Minutes.....43	vs. Tennessee State (1/2/21)

Harris' Career Statistics at Southeast Missouri

Overall																					
Season	G-GS	Min	Avg	FG-FGA	Pct	3FG-3FGA	Pct	FT-FTA	Pct	Off	Def	Tot	Avg	PF	FO	A	TO	Blk	Stl	Pts	Avg
2019-20	2-0	74	37.0	9-15	.600	5-7	.714	8-10	.800	0	6	6	3.0	5	0	2	5	1	0	31	15.5
2020-21	26-26	786	30.2	93-262	.355	38-134	.284	97-132	.735	7	53	60	2.3	50	1	88	64	2	25	321	12.3
2021-22	17-6	434	25.5	53-135	.393	15-55	.273	46-57	.807	3	45	48	2.8	29	0	44	44	2	13	167	9.8
Total	45-32	1274	28.3	155-412	.376	58-196	.296	151-199	.759	10	104	114	2.5	84	1	134	113	5	38	519	11.5
Ohio Valley Conference Games Only																					
Season	G-GS	Min	Avg	FG-FGA	Pct	3FG-3FGA	Pct	FT-FTA	Pct	Off	Def	Tot	Avg	PF	FO	A	TO	Blk	Stl	Pts	Avg
2020-21	19-19	574	30.2	59-178	.331	25-95	.263	76-96	.792	4	41	45	2.4	35	0	70	46	2	23	219	11.5
2021-22	4-0	81	20.3	5-20	.250	3-12	.250	6-6	1.000	1	8	9	2.3	4	0	6	7	0	3	19	4.8
Total	23-19	655	28.5	64-198	.323	28-107	.262	82-102	.804	5	49	54	2.3	39	0	76	53	2	26	238	10.3

OVC CHAMPIONS | 2000 NCAA TOURNAMENT | 2000



2021-22 SOUTHEAST MISSOURI BASKETBALL NOTES

TENNESSEE STATE // JAN. 20



14



// Center
// Junior
// 6-9 // 250
// Broward County, Fla.
// American Heritage H.S.
// Seminole State College

Nate JOHNSON

2021-22: Missed Southeast Missouri's Ohio Valley Conference home-opener with an injured toe...Did not play vs. Evansville (12/8) due to illness...Saw action for the first time this season when he scored two points in six minutes off the bench vs. Arkansas State (11/19)...Is averaging 4.9 points and 1.5 rebounds in 11 contests off the bench...Scored a career-high 14 points in 14 minutes at Incarnate Word (11/26)...Missed the first two games of the season due to injury...Matched a career-high three offensive rebounds vs. Webster (12/4)...Made a season-best 4-of-5 free throws and scored eight points at California Baptist (12/21)...Sidelined the last three games with a toe injury.

Johnson's Game-by-Game Statistics

2021-22	FG	3P	FT	O/D	REB	F	PTS	A	TO	B	S	M
at Missouri State	DNP	-	-	-	-	-	-	-	-	-	-	-
Youngstown State	DNP	-	-	-	-	-	-	-	-	-	-	-
Arkansas State	1-2	0-0	0-1	0/0	0	2	2	0	0	0	0	6
Missouri Baptist	0-0	0-0	0-0	0/0	0	2	0	0	1	0	0	3
at Incarnate Word	7-7	0-0	0-0	1/3	4	2	14	0	3	2	2	14
vs. Portland	2-6	0-0	0-0	3/1	4	4	4	1	2	1	0	15
vs. Montana State	2-3	0-0	1-1	0/1	1	2	5	0	1	0	0	12
Webster University	3-5	0-0	0-1	3/0	3	0	6	0	0	1	0	8
Evansville	DNP	-	-	-	-	-	-	-	-	-	-	-
at Purdue Fort Wayne	2-2	0-0	0-2	0/1	1	3	4	0	1	0	1	14
at Southern Illinois	1-1	0-0	0-0	0/1	1	2	2	1	3	0	0	11
at Pepperdine	2-3	0-0	0-0	1/1	2	1	4	0	0	0	0	12
at California Baptist	2-4	0-0	4-5	0/1	1	1	8	0	1	0	0	9
at Murray State	2-2	0-0	1-2	0/0	0	3	5	0	0	0	0	7
Austin Peay	DNP	-	-	-	-	-	-	-	-	-	-	-
at Belmont	DNP	-	-	-	-	-	-	-	-	-	-	-
at Tennessee State	DNP	-	-	-	-	-	-	-	-	-	-	-
Tennessee Tech												
at SIU Edwardsville												
Tennessee State												
at Eastern Illinois												
Morehead State												
SIU Edwardsville												
at UT Martin												
Eastern Illinois												
at Austin Peay												
Belmont												
at Tennessee Tech												
at Morehead State												
UT Martin												
Murray State												
Totals	24-35	0-0	6-12	8/9	17	22	54	2	12	4	3	111

* - Game Started

2021-22 Season-Highs

Points.....	14	at Incarnate Word (11/26/21)
Total Rebounds.....	4	2x, last vs. Portland (11/27/21)
Offensive.....	3	2x, last vs. Webster (12/4/21)
Defensive.....	3	at Incarnate Word (11/26/21)
FG Made.....	7	at Incarnate Word (11/26/21)
FG Attempted.....	7	at Incarnate Word (11/26/21)
3-Point FG Made.....	-	-
3-Point FG Attempted.....	-	-
FT Made.....	4	at California Baptist (12/21/21)
FT Attempted.....	5	at California Baptist (12/21/21)
Assists.....	1	2x, last at Southern Illinois (12/15/21)
Blocks.....	2	at Incarnate Word (11/26/21)
Steals.....	2	at Incarnate Word (11/26/21)
Minutes.....	15	vs. Portland (11/27/21)

Career-Highs

Points.....	14	at Incarnate Word (11/26/21)
Total Rebounds.....	5	2x, last vs. Austin Peay (2/16/21)
Offensive.....	3	4x, last vs. Webster (12/4/21)
Defensive.....	4	vs. Austin Peay (2/16/21)
FG Made.....	7	at Incarnate Word (11/26/21)
FG Attempted.....	10	at Eastern Illinois (2/25/21)
3-Point FG Made.....	-	-
3-Point FG Attempted.....	-	-
FT Made.....	4	at California Baptist (12/21/21)
FT Attempted.....	5	at California Baptist (12/21/21)
Assists.....	2	vs. Kansas City (11/28/20)
Blocks.....	3	vs. Murray State (2/1/21)
Steals.....	2	at Incarnate Word (11/26/21)
Minutes.....	15	3x, last vs. Portland (11/27/21)

Johnson's Career Statistics at Southeast Missouri

Overall																					
Season	G-GS	Min	Avg	FG-FGA	Pct	3FG-3FGA	Pct	FT-FTA	Pct	Off	Def	Tot	Avg	PF	FO	A	TO	Blk	Stl	Pts	Avg
2020-21	25-0	224	9.0	28-54	.519	0-0	.000	9-22	.409	20	32	52	2.1	33	0	8	17	10	4	65	2.6
2021-22	11-0	111	10.1	24-35	.686	0-0	.000	6-12	.500	8	9	17	1.5	22	0	2	12	4	3	54	4.9
Total	36-0	335	9.3	52-89	.584	0-0	.000	15-34	.441	28	41	69	1.9	55	0	10	29	14	7	119	3.3
Ohio Valley Conference Games Only																					
Season	G-GS	Min	Avg	FG-FGA	Pct	3FG-3FGA	Pct	FT-FTA	Pct	Off	Def	Tot	Avg	PF	FO	A	TO	Blk	Stl	Pts	Avg
2020-21	18-0	149	8.3	21-41	.512	0-0	.000	7-19	.368	11	22	33	1.8	24	0	3	14	7	4	49	2.7
2021-22	1-0	7	7.0	2-2	1.000	0-0	.000	1-2	.500	0	0	0	0.0	3	0	0	0	0	0	5	5.0
Total	19-0	156	8.2	23-43	.535	0-0	.000	8-21	.381	11	22	33	1.7	27	0	3	14	7	4	54	2.8

2021-22 SOUTHEAST MISSOURI BASKETBALL NOTES

TENNESSEE STATE // JAN. 20



4



// Forward
// Freshman
// 6-9 // 180
// Fennimore, Wis.
// Fennimore H.S.

Adam **LARSON** //

2021-22: Did not see action the first 17 games.

Larson's Game-by-Game Statistics

2021-22	FG	3P	FT	O/D	REB	E	PTS	A	TO	B	S	M
at Missouri State	DNP	-	-	-	-	-	-	-	-	-	-	-
Youngstown State	DNP	-	-	-	-	-	-	-	-	-	-	-
Arkansas State	DNP	-	-	-	-	-	-	-	-	-	-	-
Missouri Baptist	DNP	-	-	-	-	-	-	-	-	-	-	-
at Incarnate Word	DNP	-	-	-	-	-	-	-	-	-	-	-
vs. Portland	DNP	-	-	-	-	-	-	-	-	-	-	-
vs. Montana State	DNP	-	-	-	-	-	-	-	-	-	-	-
Webster University	DNP	-	-	-	-	-	-	-	-	-	-	-
Evansville	DNP	-	-	-	-	-	-	-	-	-	-	-
at Purdue Fort Wayne	DNP	-	-	-	-	-	-	-	-	-	-	-
at Southern Illinois	DNP	-	-	-	-	-	-	-	-	-	-	-
at Pepperdine	DNP	-	-	-	-	-	-	-	-	-	-	-
at California Baptist	DNP	-	-	-	-	-	-	-	-	-	-	-
at Murray State	DNP	-	-	-	-	-	-	-	-	-	-	-
Austin Peay	DNP	-	-	-	-	-	-	-	-	-	-	-
at Belmont	DNP	-	-	-	-	-	-	-	-	-	-	-
at Tennessee State	DNP	-	-	-	-	-	-	-	-	-	-	-
Tennessee Tech												
at SIU Edwardsville												
Tennessee State												
at Eastern Illinois												
Morehead State												
SIU Edwardsville												
at UT Martin												
Eastern Illinois												
at Austin Peay												
Belmont												
at Tennessee Tech												
at Morehead State												
UT Martin												
Murray State												
Totals												

* - Game Started

2021-22 Season/Career-Highs

Points	-
Total Rebounds	-
Offensive	-
Defensive	-
FG Made	-
FG Attempted.....	-
3-Point FG Made.....	-
3-Point FG Attempted.....	-
FT Made.....	-
FT Attempted.....	-
Assists	-
Blocks.....	-
Steals.....	-
Minutes	-

Larson's Career Statistics at Southeast Missouri

Overall																					
Season	G-GS	Min	Avg	FG-FGA	Pct	3FG-3FGA	Pct	FT-FTA	Pct	Off	Def	Tot	Avg	PF	FO	A	TO	Blk	Stl	Pts	Avg
2021-22																					
Ohio Valley Conference Games Only																					
Season	G-GS	Min	Avg	FG-FGA	Pct	3FG-3FGA	Pct	FT-FTA	Pct	Off	Def	Tot	Avg	PF	FO	A	TO	Blk	Stl	Pts	Avg
2021-22																					



2021-22 SOUTHEAST MISSOURI BASKETBALL NOTES

TENNESSEE STATE // JAN. 20



13



- // Guard
- // Sophomore
- // 6-2 // 175
- // Sikeston, Mo.
- // Sikeston H.S.
- // Maryville University

Parker LONG

2021-22: Came off the bench to average 2.4 points in seven games...Returned after missing nine game with a quad injury at Murray State (12/30)...Dished out a career-high four assists in 17 minutes at Belmont (1/6)...Finished with three points and logged 13 minutes at Murray State (12/30)...Scored five points on 2-of-2 field goals at Missouri State (11/9)...Made a 3-pointer and logged five minutes in that contest...Buried a 3-pointer in two of his last four games.

Long's Game-by-Game Statistics

2021-22	FG	3P	FT	O/D	REB	F	PTS	A	TO	B	S	M
at Missouri State	2-2	1-1	0-0	0/0	0	0	5	0	1	0	1	5
Youngstown State	1-2	1-2	1-2	0/2	2	0	4	0	0	1	0	6
Arkansas State	DNP	-	-	-	-	-	-	-	-	-	-	-
Missouri Baptist	0-1	0-1	0-0	0/0	0	0	0	0	0	0	0	2
at Incarnate Word	DNP	-	-	-	-	-	-	-	-	-	-	-
vs. Portland	DNP	-	-	-	-	-	-	-	-	-	-	-
vs. Montana State	DNP	-	-	-	-	-	-	-	-	-	-	-
Webster University	DNP	-	-	-	-	-	-	-	-	-	-	-
Evansville	DNP	-	-	-	-	-	-	-	-	-	-	-
at Purdue Fort Wayne	DNP	-	-	-	-	-	-	-	-	-	-	-
at Southern Illinois	DNP	-	-	-	-	-	-	-	-	-	-	-
at Pepperdine	DNP	-	-	-	-	-	-	-	-	-	-	-
at California Baptist	DNP	-	-	-	-	-	-	-	-	-	-	-
at Murray State	1-3	1-2	0-0	1/1	2	1	3	0	0	0	1	13
Austin Peay	1-1	1-1	0-0	0/0	0	1	3	0	0	0	0	9
at Belmont	0-2	0-1	0-1	0/1	1	0	0	4	1	0	0	17
at Tennessee State	1-1	0-0	0-0	1/0	1	0	2	1	0	0	1	7
Tennessee Tech												
at SIU Edwardsville												
Tennessee State												
at Eastern Illinois												
Morehead State												
SIU Edwardsville												
at UT Martin												
Eastern Illinois												
at Austin Peay												
Belmont												
at Tennessee Tech												
at Morehead State												
UT Martin												
Murray State												
Totals	6-12	4-8	1-3	2/4	6	2	17	5	2	1	3	59

* - Game Started

2021-22 Season-Highs

Points.....	5	at Missouri State (11/9/21)
Total Rebounds.....	2	2x, last at Murray State (12/30/21)
Offensive.....	1	2x, last at Tennessee State (1/8/22)
Defensive.....	2	vs. Youngstown State (11/13/21)
FG Made.....	2	at Missouri State (11/9/21)
FG Attempted.....	3	at Murray State (12/30/21)
3-Point FG Made.....	1	4x, last vs. Austin Peay (1/1/22)
3-Point FG Attempted.....	2	2x, last at Murray State (12/30/21)
FT Made.....	1	vs. Youngstown State (11/13/21)
FT Attempted.....	2	vs. Youngstown State (11/13/21)
Assists.....	4	at Belmont (1/6/22)
Blocks.....	1	vs. Youngstown State (11/13/21)
Steals.....	1	3x, last at Tennessee State (1/8/22)
Minutes.....	17	at Belmont (1/6/22)

Career-Highs

Points.....	5	2x, last at Missouri State (11/9/21)
Total Rebounds.....	4	vs. Eastern Illinois (1/30/21)
Offensive.....	2	vs. Eastern Illinois (1/30/21)
Defensive.....	2	2x, last vs. Youngstown State (11/13/21)
FG Made.....	2	2x, last at Missouri State (11/9/21)
FG Attempted.....	3	at Murray State (12/30/21)
3-Point FG Made.....	1	7x, last vs. Austin Peay (1/1/22)
3-Point FG Attempted.....	2	3x, last at Murray State (12/30/21)
FT Made.....	1	vs. Youngstown State (11/13/21)
FT Attempted.....	2	vs. Youngstown State (11/13/21)
Assists.....	4	at Belmont (1/6/22)
Blocks.....	1	vs. Youngstown State (11/13/21)
Steals.....	1	5x, last at Tennessee State (1/8/22)
Minutes.....	17	at Belmont (1/6/22)

Long's Career Statistics at Southeast Missouri

Overall																					
Season	G-GS	Min	Avg	FG-FGA	Pct	3FG-3FGA	Pct	FT-FTA	Pct	Off	Def	Tot	Avg	PF	FO	A	TO	Blk	Stl	Pts	Avg
2020-21	15-0	71	4.7	4-7	.571	3-4	.750	0-0	.000	4	5	9	0.6	5	0	2	4	0	2	11	0.7
2021-22	7-0	59	8.4	6-12	.500	4-8	.500	1-3	.333	2	4	6	0.9	2	0	5	2	1	3	17	2.4
Total	22-0	130	5.9	10-19	.526	7-12	.583	1-3	.333	6	9	15	0.7	7	0	7	6	1	5	28	1.3
Ohio Valley Conference Games Only																					
Season	G-GS	Min	Avg	FG-FGA	Pct	3FG-3FGA	Pct	FT-FTA	Pct	Off	Def	Tot	Avg	PF	FO	A	TO	Blk	Stl	Pts	Avg
2020-21	14-0	65	4.6	4-6	.667	3-4	.750	0-0	.000	3	5	8	0.6	5	0	2	3	0	2	11	0.8
2021-22	4-0	46	11.5	3-7	.429	2-4	.500	0-1	.000	2	2	4	1.0	2	0	5	1	0	2	8	2.0
Total	18-0	111	6.2	7-13	.538	5-8	.625	0-1	.000	5	7	12	0.7	7	0	7	4	0	4	19	1.1

2021-22 SOUTHEAST MISSOURI BASKETBALL NOTES

TENNESSEE STATE // JAN. 20



11



// Guard
// Sophomore
// 6-1 // 180
// Atlanta, Ga.
// Scotland Prep (Pa.)

DQ NICHOLAS

2021-22: Returned after missing three games with a shoulder injury to score 14 points off the bench vs. Austin Peay (1/1)...Averages 8.5 points per game as Southeast Missouri's fourth-leading scorer...Is 32-of-36 (.889) as the Redhawks top free throw shooter...Made three starts...Scored 17 points on a near-perfect 7-of-8 field goals and a perfect 3-of-3 free throws against Youngstown State (11/13)...Dropped in 10 points off the bench vs. Webster (12/4)...Scored double figures in four games...Matched a season-best 17 points vs. Evansville (12/8)...Made a season-high 9-of-10 free throws vs. Austin Peay (1/1)...Leads the Ohio Valley Conference in free throw percentage.

Nicholas' Game-by-Game Statistics

2021-22	FG	3P	FT	O/D	REB	E	PTS	A	TO	B	S	M
at Missouri State	1-2	0-1	2-2	0/4	4	2	4	1	1	1	1	19
Youngstown State	7-8	0-0	3-3	0/4	4	1	17	0	1	1	0	28
Arkansas State*	3-10	0-2	2-2	2/3	5	0	8	1	3	0	0	26
Missouri Baptist	0-4	0-2	0-0	2/1	3	2	0	1	2	0	0	13
at Incarnate Word	3-5	1-1	0-0	0/3	3	1	7	1	0	0	0	17
vs. Portland	2-3	1-1	0-0	1/1	2	0	5	0	0	0	0	12
vs. Montana State	2-6	1-1	2-2	0/2	2	2	7	2	1	0	2	16
Webster University	4-7	0-2	2-3	1/2	3	4	10	3	1	0	3	25
Evansville*	6-8	1-1	4-4	0/0	0	1	17	3	0	0	0	34
at Purdue Fort Wayne*	3-6	0-1	0-0	1/4	5	4	6	2	1	0	0	36
at Southern Illinois	2-4	0-1	1-2	0/0	0	1	5	0	0	0	0	11
at Pepperdine	DNP	-	-	-	-	-	-	-	-	-	-	-
at California Baptist	DNP	-	-	-	-	-	-	-	-	-	-	-
at Murray State	DNP	-	-	-	-	-	-	-	-	-	-	-
Austin Peay	2-5	1-2	9-10	0/3	3	2	14	3	1	0	1	22
at Belmont	2-5	0-0	0-0	1/2	3	2	4	3	2	0	1	21
at Tennessee State	3-7	2-5	7-8	1/2	3	1	15	2	0	0	3	28
Tennessee Tech												
at SIU Edwardsville												
Tennessee State												
at Eastern Illinois												
Morehead State												
SIU Edwardsville												
at UT Martin												
Eastern Illinois												
at Austin Peay												
Belmont												
at Tennessee Tech												
at Morehead State												
UT Martin												
Murray State												
Totals	40-80	7-20	32-36	9/31	40	23	119	22	13	2	11	308

* - Game Started

2021-22 Season-Highs

Points.....	17	2x, last vs. Evansville (12/8/21)
Total Rebounds.....	5	vs. Arkansas State (11/19/21)
Offensive.....	2	2x, last vs. Missouri Baptist (11/22/21)
Defensive.....	4	3x, last at Purdue Fort Wayne (12/11/21)
FG Made.....	7	vs. Youngstown State (11/13/21)
FG Attempted.....	10	vs. Arkansas State (11/19/21)
3-Point FG Made.....	2	at Tennessee State (1/8/22)
3-Point FG Attempted.....	5	at Tennessee State (1/8/22)
FT Made.....	9	vs. Austin Peay (1/1/22)
FT Attempted.....	10	vs. Austin Peay (1/1/22)
Assists.....	3	4x, last at Belmont (1/6/22)
Blocks.....	1	2x, last vs. Youngstown State (11/13/21)
Steals.....	3	2x, last at Tennessee State (1/8/22)
Minutes.....	36	at Purdue Fort Wayne (12/11/21)

Career-Highs

Points.....	24	vs. The Citadel (11/19/19)
Total Rebounds.....	10	vs. Eastern Kentucky (2/20/21)
Offensive.....	2	5x, last vs. Missouri Baptist (11/22/21)
Defensive.....	10	vs. Eastern Kentucky (2/20/21)
FG Made.....	9	vs. The Citadel (11/19/19)
FG Attempted.....	16	vs. The Citadel (11/19/19)
3-Point FG Made.....	3	2x, last at Morehead State (1/21/21)
3-Point FG Attempted.....	6	at Tennessee State (1/19/21)
FT Made.....	17	vs. Tennessee State (1/2/21)
FT Attempted.....	19	vs. Tennessee State (1/2/21)
Assists.....	8	at Tennessee Tech (12/30/20)
Blocks.....	1	10x, last vs. Youngstown State (11/13/21)
Steals.....	3	7x, last at Tennessee State (1/8/22)
Minutes.....	44	vs. Tennessee State (1/2/21)


Nicholas' Career Statistics at Southeast Missouri

Overall																					
Season	G-GS	Min	Avg	FG-FGA	Pct	3FG-3FGA	Pct	FT-FTA	Pct	Off	Def	Tot	Avg	PF	FO	A	TO	Blk	Stl	Pts	Avg
2019-20	30-19	731	24.4	72-182	.396	18-60	.300	65-88	.739	7	67	74	2.5	48	0	50	48	5	22	227	7.6
2020-21	27-27	797	29.5	71-183	.388	16-59	.271	79-110	.718	14	106	120	4.4	65	2	86	85	3	30	237	8.8
2021-22	14-3	308	22.0	40-80	.500	7-20	.350	32-36	.889	9	31	40	2.9	23	0	22	13	2	11	119	8.5
Total	71-49	1836	25.9	183-445	.411	41-139	.295	176-234	.752	30	204	234	3.3	136	2	158	146	10	63	583	8.2
Ohio Valley Conference Games Only																					
Season	G-GS	Min	Avg	FG-FGA	Pct	3FG-3FGA	Pct	FT-FTA	Pct	Off	Def	Tot	Avg	PF	FO	A	TO	Blk	Stl	Pts	Avg
2019-20	17-7	394	23.2	38-99	.384	9-32	.281	30-42	.714	5	34	39	2.3	27	0	33	23	2	14	115	6.8
2020-21	20-20	604	30.2	54-131	.412	14-45	.311	60-85	.706	12	88	100	5.0	41	0	70	62	1	21	182	9.1
2021-22	3-0	71	23.7	7-17	.412	3-7	.429	16-18	.889	2	7	9	3.0	5	0	8	3	0	5	33	11.0
Total	40-27	1069	26.7	99-247	.401	26-84	.310	106-145	.731	19	129	148	3.7	73	0	111	88	3	40	330	8.3



2021-22 SOUTHEAST MISSOURI BASKETBALL NOTES

TENNESSEE STATE // JAN. 20



10



// Forward
// Senior
// 6-8 // 220
// Chicago, Ill.
// Kenwood Academy
// Green Bay

Manny PATTERSON

2021-22: Averages 4.9 points and 3.8 rebounds per game...Started nine of the last 13 games...Ranks third on the team in rebounding...Scored 11 second-half points for his first double-digit scoring game of the season at Missouri State (11/9)...Led Southeast Missouri with seven rebounds and made a perfect 7-of-7 free throws against the Bears...Scored eight points and had seven rebounds in his first start of the season vs. Missouri Baptist (11/22)...Pulled down a career-high nine rebounds and pitched in a season-high 14 points vs. Webster (12/4)...Missed his first game of the season at Tennessee State (1/8) due to a foot injury.

Patterson's Game-by-Game Statistics

2021-22	FG	3P	FT	O/D	REB	F	PTS	A	TO	B	S	M
at Missouri State	2-5	0-0	7-7	3/4	7	4	11	0	1	0	0	18
Youngstown State	2-3	0-0	2-3	2/1	3	3	6	0	1	0	0	16
Arkansas State	3-4	0-0	0-0	2/1	3	4	6	0	3	0	0	12
Missouri Baptist*	2-5	0-0	4-4	2/5	7	2	8	1	3	0	0	19
at Incarnate Word*	1-2	0-0	0-0	4/1	5	1	2	0	0	0	0	12
vs. Portland*	1-3	0-0	0-0	0/2	2	0	2	0	0	1	0	9
vs. Montana State*	2-4	0-0	1-2	1/4	5	3	5	0	2	0	0	17
Webster University*	5-7	0-0	4-6	4/5	9	4	14	1	3	1	2	24
Evansville*	1-5	0-0	4-4	2/5	7	1	6	1	3	0	0	18
at Purdue Fort Wayne*	2-3	0-0	1-2	1/1	2	1	5	1	3	0	0	13
at Southern Illinois*	1-5	0-0	0-0	2/2	4	3	2	0	1	0	1	13
at Pepperdine*	0-1	0-0	0-0	1/0	1	1	0	0	0	0	0	3
at California Baptist	1-2	0-0	0-0	1/3	4	2	2	0	0	0	1	9
at Murray State	1-2	0-0	2-2	0/0	0	4	4	0	1	0	0	10
Austin Peay	0-0	0-0	1-2	0/0	0	4	1	0	2	2	0	8
at Belmont	2-4	0-0	0-0	0/1	1	1	4	1	1	1	0	13
at Tennessee State	DNP	-	-	-	-	-	-	-	-	-	-	-
Tennessee Tech												
at SIU Edwardsville												
Tennessee State												
at Eastern Illinois												
Morehead State												
SIU Edwardsville												
at UT Martin												
Eastern Illinois												
at Austin Peay												
Belmont												
at Tennessee Tech												
at Morehead State												
UT Martin												
Murray State												
Totals	26-55	0-0	26-32	25/35	60	38	78	5	24	5	4	49

* - Game Started

2021-22 Season-Highs

Points	14	vs. Webster (12/4/21)
Total Rebounds	9	vs. Webster (12/4/21)
Offensive	4	2x, last vs. Webster (12/4/21)
Defensive	5	3x, last vs. Evansville (12/8/21)
FG Made	5	vs. Webster (12/4/21)
FG Attempted	7	vs. Webster (12/4/21)
3-Point FG Made	-	-
3-Point FG Attempted	-	-
FT Made	7	at Missouri State (11/9/21)
FT Attempted	7	at Missouri State (11/9/21)
Assists	1	5x, last at Belmont (1/6/22)
Blocks	2	vs. Austin Peay (1/1/22)
Steals	2	vs. Webster (12/4/21)
Minutes	24	vs. Webster (12/4/21)

Career-Highs

Points	22	vs. Tennessee Tech (2/4/21)
Total Rebounds	9	vs. Webster (12/4/21)
Offensive	4	2x, last vs. Webster (12/4/21)
Defensive	6	vs. Tennessee Tech (2/4/21)
FG Made	10	vs. Tennessee Tech (2/4/21)
FG Attempted	14	vs. Tennessee Tech (2/4/21)
3-Point FG Made	-	-
3-Point FG Attempted	-	-
FT Made	7	at Missouri State (11/9/21)
FT Attempted	7	2x, last at Missouri State (11/9/21)
Assists	1	12x, last at Belmont (1/6/22)
Blocks	4	vs. Austin Peay (2/16/21)
Steals	2	vs. Webster (12/4/21)
Minutes	26	vs. Tennessee Tech (2/4/21)

Patterson's Career Statistics at Southeast Missouri

Overall

Season	G-GS	Min	Avg	FG-FGA	Pct	3FG-3FGA	Pct	FT-FTA	Pct	Off	Def	Tot	Avg	PF	FO	A	TO	Blk	Stl	Pts	Avg
2020-21	22-12	282	12.8	44-87	.506	0-0	.000	34-44	.773	19	43	62	2.8	51	1	7	25	19	3	122	5.5
2021-22	16-9	214	13.4	26-55	.473	0-0	.000	26-32	.813	25	35	60	3.8	38	0	5	24	5	4	78	4.9
Total	38-21	496	13.1	70-142	.493	0-0	.000	60-76	.789	44	78	122	3.2	89	1	12	49	24	7	200	5.3

Ohio Valley Conference Games Only

Season	G-GS	Min	Avg	FG-FGA	Pct	3FG-3FGA	Pct	FT-FTA	Pct	Off	Def	Tot	Avg	PF	FO	A	TO	Blk	Stl	Pts	Avg
2020-21	20-11	254	12.7	40-79	.506	0-0	.000	30-39	.769	17	37	54	2.7	45	1	6	22	18	3	110	5.5
2021-22	3-0	31	10.3	3-6	.500	0-0	.000	3-4	.750	0	1	1	0.3	9	0	1	4	3	0	9	3.0
Total	23-11	285	12.4	43-85	.506	0-0	.000	33-43	.767	17	38	55	2.4	54	1	7	26	21	3	119	5.2



3



// Guard
// Junior
// 6-2 // 190
// Baton Rouge, La.
// University Laboratory
// Howard College

Eric REED, JR. //

2021-22: Missed his only start of the season vs. Evansville (12/8) due to illness...

Southeast Missouri's leading scorer with 16 points a game...Finished as SEMO's leading scorer in eight games...Is first on the team with 41 three-pointers made and is shooting 79 percent (49-of-62) from the free throw line...Scored 21 points and made a 3-pointer with 11 seconds left to lift the Redhawks to their season-opening victory at Missouri State (11/9)...Shot 6-of-13 from the field and a perfect 7-of-7 at the free throw line in that contest...Played 35 minutes against the Bears...Followed that up with 17 points and a career-best 10-of-12 free throws vs. Youngstown State (11/13)...Led the Redhawks with 23 points at Incarnate Word (11/26)...Poured in a season-best 26 points and made five 3-pointers vs. Webster (12/4)...Added 20 points in the Redhawks Ohio Valley Conference opener at Murray State (12/30)...Scored 20 or more points six times and over 30 points once...Dropped in a career-high 34 points and made seven 3-pointers vs. Austin Peay (1/1)...Was named OVC Player of the Week on Jan. 3...Rates sixth in the OVC in scoring, sixth in free throw percentage, 10th in 3-point field goal percentage (.394), third in 3-point field goals made and fifth in minutes played (32 mpg)...Is third in the OVC in scoring with 21.3 points per game in conference play.

Reed, Jr.'s Game-by-Game Statistics

2021-22	FG	3P	FT	O/D	REB	E	PTS	A	TO	B	S	M
at Missouri State*	6-13	2-5	7-7	1/1	2	2	21	0	3	0	2	35
Youngstown State*	3-13	1-7	10-12	0/3	3	2	17	2	0	0	0	31
Arkansas State*	6-13	2-4	1-2	1/1	2	2	15	3	1	0	3	34
Missouri Baptist*	2-5	2-5	0-0	0/2	2	2	6	0	2	0	1	28
at Incarnate Word*	9-15	4-8	1-3	1/3	4	2	23	1	1	0	2	38
vs. Portland*	5-12	3-7	4-5	1/1	2	4	17	0	2	0	0	34
vs. Montana State*	2-5	1-4	0-0	0/2	2	4	5	0	1	0	1	22
Webster University*	8-17	5-12	5-6	0/3	3	1	26	4	1	1	0	32
Evansville	DNP	-	-	-	-	-	-	-	-	-	-	-
at Purdue Fort Wayne*	5-10	1-3	3-5	1/1	2	1	14	2	1	0	1	28
at Southern Illinois*	4-14	2-6	0-0	0/2	2	1	10	0	1	0	2	36
at Pepperdine*	3-10	0-5	0-0	0/1	1	4	6	1	6	0	0	26
at California Baptist*	4-14	1-8	2-2	0/4	4	3	11	3	2	1	1	36
at Murray State*	8-14	4-9	0-2	1/1	2	1	20	0	3	0	0	33
Austin Peay*	9-16	7-11	9-10	0/8	8	3	34	5	2	0	1	39
at Belmont*	6-11	6-7	4-4	2/1	3	1	22	0	3	1	0	31
at Tennessee State*	3-8	0-3	3-4	0/2	2	3	9	1	1	0	0	29
Tennessee Tech												
at SIU Edwardsville												
Tennessee State												
at Eastern Illinois												
Morehead State												
SIU Edwardsville												
at UT Martin												
Eastern Illinois												
at Austin Peay												
Belmont												
at Tennessee Tech												
at Morehead State												
UT Martin												
Murray State												
Totals	83-193	41-104	49-62	8/36	44	36	255	22	30	3	14	512

* - Game Started

2021-22 Season-Highs

Points.....	34	vs. Austin Peay (1/1/22)
Total Rebounds.....	8	vs. Austin Peay (1/1/22)
Offensive.....	2	at Belmont (1/6/22)
Defensive.....	8	vs. Austin Peay (1/1/22)
FG Made.....	9	2x, last vs. Austin Peay (1/1/22)
FG Attempted.....	17	vs. Webster (12/4/21)
3-Point FG Made.....	7	vs. Austin Peay (1/1/22)
3-Point FG Attempted.....	12	vs. Webster (12/4/21)
FT Made.....	10	vs. Youngstown State (11/13/21)
FT Attempted.....	12	vs. Youngstown State (11/13/21)
Assists.....	5	vs. Austin Peay (1/1/22)
Blocks.....	1	3x, last at Belmont (1/6/22)
Steals.....	3	vs. Arkansas State (11/19/21)
Minutes.....	39	vs. Austin Peay (1/1/22)

Career-Highs

Points.....	34	vs. Austin Peay (1/1/22)
Total Rebounds.....	8	vs. Austin Peay (1/1/22)
Offensive.....	4	vs. Southern Illinois (12/2/20)
Defensive.....	8	vs. Austin Peay (1/1/22)
FG Made.....	10	at Eastern Illinois (2/25/21)
FG Attempted.....	17	vs. Webster (12/4/21)
3-Point FG Made.....	7	2x, last vs. Austin Peay (1/1/22)
3-Point FG Attempted.....	12	vs. Webster (12/4/21)
FT Made.....	10	vs. Youngstown State (11/13/21)
FT Attempted.....	12	vs. Youngstown State (11/13/21)
Assists.....	6	vs. Eastern Kentucky (2/20/21)
Blocks.....	1	5x, last at Belmont (1/6/22)
Steals.....	3	3x, last vs. Arkansas State (11/19/21)
Minutes.....	42	vs. Tennessee State (1/2/21)

Reed, Jr.'s Career Statistics at Southeast Missouri

Overall																					
Season	G-GS	Min	Avg	FG-FGA	Pct	3FG-3FGA	Pct	FT-FTA	Pct	Off	Def	Tot	Avg	PF	FO	A	TO	Blk	Stl	Pts	Avg
2020-21	27-22	799	29.6	106-224	.473	61-133	.459	24-39	.615	25	45	70	2.6	48	0	35	33	2	16	297	11.0
2021-22	16-16	512	32.0	83-190	.437	41-104	.394	49-62	.790	8	36	44	2.8	36	0	22	30	2	14	256	16.0
Total	43-38	1311	30.5	189-414	.457	102-237	.430	73-101	.723	33	81	114	2.7	84	0	57	63	4	30	553	12.9
Ohio Valley Conference Games Only																					
Season	G-GS	Min	Avg	FG-FGA	Pct	3FG-3FGA	Pct	FT-FTA	Pct	Off	Def	Tot	Avg	PF	FO	A	TO	Blk	Stl	Pts	Avg
2020-21	20-19	597	29.9	76-167	.455	44-103	.427	21-33	.636	15	33	48	2.4	32	0	32	27	1	12	217	10.9
2021-22	4-4	132	33.0	26-49	.531	17-30	.567	16-20	.800	3	12	15	3.8	8	0	6	9	1	1	85	21.3
Total	24-23	729	30.4	102-216	.472	61-133	.459	37-53	.698	18	45	63	2.6	40	0	38	36	2	13	302	12.6



2021-22 SOUTHEAST MISSOURI BASKETBALL NOTES

TENNESSEE STATE // JAN. 20



25



// Guard
// Junior
// 6-4 // 205
// Houston, Texas
// ASPIRE Academy
(Louisville, Ky.)

Nygal RUSSELL

2021-22: Southeast Missouri's fifth-leading scorer (7.6 ppg) and top rebounder (6.4 rpg)...Started 13 of the last 14 games...Did not play at Purdue Fort Wayne (12/11) due to illness...Went a flawless 6-of-6 from the field and finished with 14 points and six rebounds at Missouri State (11/9)...Played 18 minutes off the bench...Registered the first double-double of his career with 11 points and 11 rebounds vs. Youngstown State (11/13)...Finished with nine rebounds vs. Arkansas State (11/19)...Finished with six points and six rebounds in his first start of the season vs. Missouri Baptist (11/22)...Is 14-of-15 at the free throw line...Grabbed a career-high 15 rebounds (all defensive) vs. Evansville (12/8)...Ranks sixth in the Ohio Valley Conference in rebounding and fourth in defensive rebounds (5.2 rpg)...Posted his team-high second double-double with a season-best 15 points and 10 rebounds at Pepperdine (12/18).

Russell's Game-by-Game Statistics

2021-22	FG	3P	FT	O/D	REB	E	PTS	A	TO	B	S	M
at Missouri State	6-6	1-1	1-1	0/6	6	4	14	2	0	0	1	18
Youngstown State	3-7	1-2	4-4	4/7	11	1	11	0	0	0	1	25
Arkansas State	1-5	0-3	0-0	3/6	9	0	2	2	1	0	0	24
Missouri Baptist*	2-5	0-1	2-2	1/5	6	1	6	2	3	1	4	27
at Incarnate Word*	3-6	1-2	0-0	0/5	5	2	7	0	2	0	1	24
vs. Portland*	1-7	1-5	0-0	1/3	4	5	3	1	0	0	0	16
vs. Montana State*	2-4	1-3	0-0	0/1	1	3	5	1	3	0	0	22
Webster University*	4-8	1-5	2-2	0/7	7	4	11	0	1	1	1	25
Evansville*	2-2	1-1	2-2	0/15	15	3	7	3	2	0	0	35
at Purdue Fort Wayne	DNP	-	-	-	-	-	-	-	-	-	-	-
at Southern Illinois*	3-7	2-3	0-0	4/3	7	2	8	3	1	1	1	30
at Pepperdine*	5-9	3-6	2-2	0/10	10	3	15	4	3	0	2	34
at California Baptist*	3-9	1-5	1-2	2/5	7	3	8	1	1	1	0	35
at Murray State*	1-8	1-4	2-3	1/2	3	2	5	4	1	1	0	21
Austin Peay*	4-8	1-2	0-0	1/3	4	4	9	2	2	0	0	24
at Belmont*	1-5	1-5	0-0	2/3	5	1	3	3	1	0	0	17
at Tennessee State*	3-4	2-3	0-1	0/2	2	4	8	3	1	1	0	21
Tennessee Tech												
at SIU Edwardsville												
Tennessee State												
at Eastern Illinois												
Morehead State												
SIU Edwardsville												
at UT Martin												
Eastern Illinois												
at Austin Peay												
Belmont												
at Tennessee Tech												
at Morehead State												
UT Martin												
Murray State												
Totals	44-100	18-51	16-19	19/83	102	42	122	31	22	6	11	398

* - Game Started

2021-22 Season-Highs

Points	15	at Pepperdine (12/18/21)
Total Rebounds	15	vs. Evansville (12/8/21)
Offensive	4	2x, last at Southern Illinois (12/15/21)
Defensive	15	vs. Evansville (12/8/21)
FG Made	6	at Missouri State (11/9/21)
FG Attempted	8	3x, last vs. Austin Peay (1/1/22)
3-Point FG Made	3	at Pepperdine (12/18/21)
3-Point FG Attempted	6	at Pepperdine (12/18/21)
FT Made	4	vs. Youngstown State (11/13/21)
FT Attempted	4	vs. Youngstown State (11/13/21)
Assists	4	at Pepperdine (12/18/21)
Blocks	4	at California Baptist (12/21/21)
Steals	4	vs. Missouri Baptist (11/22/21)
Minutes	35	vs. Evansville (12/8/21)

Career-Highs

Points	21	vs. Tennessee Tech (2/8/20)
Total Rebounds	15	vs. Evansville (12/8/21)
Offensive	4	3x, last vs. Youngstown State (11/13/21)
Defensive	15	vs. Evansville (12/8/21)
FG Made	8	vs. Tennessee Tech (2/8/20)
FG Attempted	11	vs. Tennessee Tech (2/8/20)
3-Point FG Made	4	vs. Tennessee Tech (2/8/20)
3-Point FG Attempted	6	3x, last at Pepperdine (12/18/21)
FT Made	8	2x, last at Eastern Illinois (2/25/21)
FT Attempted	10	at Eastern Illinois (2/25/21)
Assists	6	2x, last vs. UT Martin (12/18/20)
Blocks	4	at California Baptist (12/21/21)
Steals	6	vs. SIUE (1/28/21)
Minutes	38	vs. Southern Illinois (12/2/20)

Russell's Career Statistics at Southeast Missouri

Overall

Season	G-GS	Min	Avg	FG-FGA	Pct	3FG-3FGA	Pct	FT-FTA	Pct	Off	Def	Tot	Avg	PE	FO	A	TO	Blk	Stl	Pts	Avg
2018-19	31-9	499	16.1	53-147	.361	16-53	.302	43-62	.694	13	69	82	2.6	60	2	44	40	2	13	165	5.3
2019-20	28-7	512	18.3	64-148	.432	23-67	.343	25-36	.694	11	69	80	2.9	47	0	42	44	2	19	176	6.3
2020-21	27-7	512	19.0	37-100	.370	7-40	.175	24-42	.571	29	78	107	4.0	58	2	27	34	3	29	105	3.9
2021-22	16-13	398	24.9	44-100	.440	18-51	.353	16-19	.842	19	83	102	6.4	42	1	31	22	6	11	122	7.6
Total	102-36	1921	18.8	198-495	.400	64-211	.303	108-159	.679	72	299	371	3.6	207	5	144	140	13	72	568	5.6

Ohio Valley Conference Games Only

Season	G-GS	Min	Avg	FG-FGA	Pct	3FG-3FGA	Pct	FT-FTA	Pct	Off	Def	Tot	Avg	PE	FO	A	TO	Blk	Stl	Pts	Avg
2018-19	18-8	297	16.5	33-93	.355	11-34	.324	37-50	.740	7	33	40	2.2	38	1	28	24	2	8	114	6.3
2019-20	16-7	354	22.1	47-101	.465	22-52	.423	15-22	.682	7	43	50	3.1	30	0	31	28	1	12	131	8.2
2020-21	20-1	332	16.6	27-69	.391	4-27	.148	15-27	.556	18	46	64	3.2	37	0	23	20	0	19	73	3.7
2021-22	4-4	83	20.8	9-25	.360	5-14	.357	2-4	.500	4	10	14	3.5	11	0	12	5	2	0	25	6.3
Total	58-20	1066	18.4	116-288	.403	42-127	.331	69-103	.670	36	132	168	2.9	116	1	94	77	5	39	343	5.9

2021-22 SOUTHEAST MISSOURI BASKETBALL NOTES

TENNESSEE STATE // JAN. 20



1



- // Guard
- // Freshman
- // 5-10 // 165
- // St. Louis, Mo.
- // Vashon H.S.
- // Saint Louis

Phillip RUSSELL

2021-22: Averages 14.5 points a game as Southeast Missouri's second-leading scorer through 17 starts...Only player on the team who has started every game...Is second on the team with 34 three-pointers made...Ranks second on the team in assists (41) and first in steals (19)...Stands ninth in the Ohio Valley Conference in scoring, ninth in free throw percentage (.735), eighth in 3-point field goal percentage (.405), 10th in 3-point field goals made (2.0 per game), ninth in free throw percentage (.735) and 15th in minutes played (29.8 per game)...Scored double figures in 14 of his 17 starts... Finished as SEMO's top scorer in eight of the last 14 games...Poured in 24 points on 10-of-16 field goals vs. Evansville (12/8)...Dropped in 21 points vs. Montana State (11/28)... Pitched in a season-best 25 points (20 in the second half) at Pepperdine (12/18)... Named OVC Freshman of the Week three times (11/29, 12/20, 1/3)...Scored 20 or more points five times.

Russell's Game-by-Game Statistics

2021-22	FG	3P	FT	O/D	REB	E	PTS	A	TO	B	S	M
at Missouri State*	0-5	0-2	3-4	0/3	3	3	3	2	1	0	1	25
Youngstown State*	4-8	3-4	0-0	1/0	1	5	11	1	2	0	0	17
Arkansas State*	3-8	2-5	5-6	0-1	1	2	13	2	1	0	0	29
Missouri Baptist*	5-8	3-3	5-7	1/1	2	1	18	3	1	0	4	30
at Incarnate Word*	2-6	2-3	4-6	1/1	2	3	10	2	0	0	0	38
vs. Portland*	7-10	3-5	2-4	1/3	4	3	19	4	2	0	1	26
vs. Montana State*	6-15	2-7	7-8	1/1	2	4	21	3	3	1	1	33
Webster University*	1-6	0-3	0-0	1/1	2	1	2	4	0	0	0	30
Evansville*	10-16	2-4	2-3	0/4	4	1	24	4	2	0	2	35
at Purdue Fort Wayne*	5-9	1-3	6-7	0/2	2	3	17	1	1	0	2	30
at Southern Illinois*	4-12	2-8	0-0	2/1	3	1	10	3	5	0	0	33
at Pepperdine*	9-14	4-6	3-5	1/0	1	4	25	1	5	0	4	35
at California Baptist*	6-13	3-8	2-6	3/2	5	2	17	1	2	0	1	34
at Murray State*	3-14	1-8	8-8	2/1	3	2	15	6	4	0	1	34
Austin Peay*	5-9	5-7	5-6	0/0	0	5	20	2	3	0	1	27
at Belmont*	0-8	0-5	0-0	0/2	2	0	0	1	0	0	1	19
at Tennessee State*	6-11	1-3	9-13	1/3	4	4	22	1	2	0	0	32
Tennessee Tech												
at SIU Edwardsville												
Tennessee State												
at Eastern Illinois												
Morehead State												
SIU Edwardsville												
at UT Martin												
Eastern Illinois												
at Austin Peay												
Belmont												
at Tennessee Tech												
at Morehead State												
UT Martin												
Murray State												
Totals	76-172	34-84	61-83	15/26	41	44	247	41	34	1	19	507

* - Game Started

2021-22 Season/Career-Highs

Points	25	at Pepperdine (12/18/21)
Total Rebounds	5	at California Baptist (12/21/21)
Offensive	3	at California Baptist (12/21/21)
Defensive	4	vs. Evansville (12/8/21)
FG Made	10	vs. Evansville (12/8/21)
FG Attempted	16	vs. Evansville (12/8/21)
3-Point FG Made	5	vs. Austin Peay (1/1/22)
3-Point FG Attempted	8	3x, last at Murray State (12/30/21)
FT Made	9	at Tennessee State (1/8/22)
FT Attempted	13	at Tennessee State (1/8/22)
Assists	6	at Murray State (12/30/21)
Blocks	1	vs. Montana State (11/28/21)
Steals	4	2x, last at Pepperdine (12/18/21)
Minutes	38	at Incarnate Word (11/26/21)

Russell's Career Statistics at Southeast Missouri

Season	G-GS	Min	Avg	FG-FGA	Pct	3FG-3FGA	Pct	FT-FTA	Pct	Off	Def	Tot	Avg	PF	FO	A	TO	Blk	Stl	Pts	Avg
2021-22	17-17	507	29.8	76-172	.442	34-84	.405	61-83	.735	15	26	41	2.4	44	2	41	34	1	19	247	14.5
Ohio Valley Conference Games Only																					
Season	G-GS	Min	Avg	FG-FGA	Pct	3FG-3FGA	Pct	FT-FTA	Pct	Off	Def	Tot	Avg	PF	FO	A	TO	Blk	Stl	Pts	Avg
2021-22	4-4	112	28.0	14-42	.333	7-23	.304	22-27	.815	3	6	9	2.3	11	1	10	9	0	3	57	14.3



2021-22 SOUTHEAST MISSOURI BASKETBALL NOTES

TENNESSEE STATE // JAN. 20



31



// Forward
// Graduate
// 6-7 // 260
// Keller, Texas
// Keller H.S.
// Cal Poly

Nolan TAYLOR

2021-22: Will not play this season.

Taylor's Game-by-Game Statistics

2021-22	FG	3P	FT	O/D	REB	F	PTS	A	TO	B	S	M
at Missouri State	DNP	-	-	-	-	-	-	-	-	-	-	-
Youngstown State	DNP	-	-	-	-	-	-	-	-	-	-	-
Arkansas State	DNP	-	-	-	-	-	-	-	-	-	-	-
Missouri Baptist	DNP	-	-	-	-	-	-	-	-	-	-	-
at Incarnate Word	DNP	-	-	-	-	-	-	-	-	-	-	-
vs. Portland	DNP	-	-	-	-	-	-	-	-	-	-	-
vs. Montana State	DNP	-	-	-	-	-	-	-	-	-	-	-
Webster University	DNP	-	-	-	-	-	-	-	-	-	-	-
Evansville	DNP	-	-	-	-	-	-	-	-	-	-	-
at Purdue Fort Wayne	DNP	-	-	-	-	-	-	-	-	-	-	-
at Southern Illinois	DNP	-	-	-	-	-	-	-	-	-	-	-
at Pepperdine	DNP	-	-	-	-	-	-	-	-	-	-	-
at California Baptist	DNP	-	-	-	-	-	-	-	-	-	-	-
at Murray State	DNP	-	-	-	-	-	-	-	-	-	-	-
Austin Peay	DNP	-	-	-	-	-	-	-	-	-	-	-
at Belmont	DNP	-	-	-	-	-	-	-	-	-	-	-
at Tennessee State	DNP	-	-	-	-	-	-	-	-	-	-	-
Tennessee Tech												
at SIU Edwardsville												
Tennessee State												
at Eastern Illinois												
Morehead State												
SIU Edwardsville												
at UT Martin												
Eastern Illinois												
at Austin Peay												
Belmont												
at Tennessee Tech												
at Morehead State												
UT Martin												
Murray State												
Totals												

* - Game Started

2021-22 Season-Highs

Points	-
Total Rebounds	-
Offensive	-
Defensive	-
FG Made	-
FG Attempted	-
3-Point FG Made	-
3-Point FG Attempted	-
FT Made	-
FT Attempted	-
Assists	-
Blocks	-
Steals	-
Minutes	-

Career-Highs

Points	16	vs. Lipscomb (12/7/20)
Total Rebounds	9	at Evansville (12/15/20)
Offensive	5	vs. Lipscomb (12/7/20)
Defensive	9	at Evansville (12/15/20)
FG Made	6	2x, last at Evansville (12/15/20)
FG Attempted	11	2x, last at Evansville (12/15/20)
3-Point FG Made	-	-
3-Point FG Attempted	-	-
FT Made	6	4x, last at Tennessee State (1/19/21)
FT Attempted	11	vs. Tennessee State (1/2/21)
Assists	5	vs. Lipscomb (12/7/20)
Blocks	1	2x, last at Lipscomb (12/9/20)
Steals	1	5x, last at Belmont (1/7/21)
Minutes	29	at Evansville (12/15/20)

Taylor's Career Statistics at Southeast Missouri

Overall																			
Season	G-GS	Min	Avg	FG-FGA	Pct	3FG-3FGA	Pct	FT-FTA	Pct	Off	Def	Tot	Avg	PF	FO	A	TO	Blk	Stl
2020-21	18-15	330	18.3	59-106	.557	0-0	.000	40-64	.625	24	49	73	4.1	42	0	16	17	2	5
Ohio Valley Conference Games Only																			
Season	G-GS	Min	Avg	FG-FGA	Pct	3FG-3FGA	Pct	FT-FTA	Pct	Off	Def	Tot	Avg	PF	FO	A	TO	Blk	Stl
2020-21	12-9	188	15.7	33-59	.559	0-0	.000	20-36	.556	11	21	32	2.7	26	0	7	12	0	3

2021-22 SOUTHEAST MISSOURI BASKETBALL NOTES

TENNESSEE STATE // JAN. 20



2



- // Forward
- // Freshman
- // 6-7 // 230
- // Omaha, Neb.
- // Westside H.S.
- // Western Nebraska CC

Chase THOMPSON

2021-22: Saw action in 13 games off the bench...Scored four points in nine minutes during his first NCAA Division I game at Missouri State (11/9)...Had a season-high three rebounds vs. Webster (12/4)...Missed three games in concussion protocol before returning to play seven minutes at Belmont (1/6)...Made 4-of-6 free throws and played a season-high 17 minutes at Tennessee State (1/8).

Thompson's Game-by-Game Statistics

2021-22	FG	3P	FT	O/D	REB	E	PTS	A	TO	B	S	M
at Missouri State	1-3	1-3	1-2	0/1	1	2	4	0	0	0	0	9
Youngstown State	1-4	1-4	0-0	0/1	1	4	3	1	0	0	0	11
Arkansas State	DNP	-	-	-	-	-	-	-	-	-	-	-
Missouri Baptist	1-3	0-2	0-0	0/2	2	4	2	0	2	0	0	10
at Incarnate Word	0-0	0-0	0-0	0/0	0	1	0	1	0	0	0	1
vs. Portland	1-2	1-2	0-0	0/2	2	0	3	0	0	0	0	15
vs. Montana State	0-2	0-1	0-0	0/1	1	3	0	1	1	1	0	9
Webster University	0-4	0-2	1-2	2/1	3	0	1	0	0	0	1	6
Evansville	0-2	0-1	0-0	0/1	1	1	0	0	0	1	0	6
at Purdue Fort Wayne	0-0	0-0	0-0	0/0	0	0	0	0	0	0	0	2
at Southern Illinois	0-1	0-0	0-0	0/0	0	0	0	0	0	0	0	5
at Pepperdine	0-0	0-0	0-0	0/0	0	0	0	0	0	0	1	2
at California Baptist	DNP	-	-	-	-	-	-	-	-	-	-	-
at Murray State	DNP	-	-	-	-	-	-	-	-	-	-	-
Austin Peay	DNP	-	-	-	-	-	-	-	-	-	-	-
at Belmont	0-2	0-1	0-0	0/0	0	0	0	1	0	0	0	7
at Tennessee State	0-1	0-1	4-6	0/0	0	3	4	0	1	0	0	16
Tennessee Tech												
at SIU Edwardsville												
Tennessee State												
at Eastern Illinois												
Morehead State												
SIU Edwardsville												
at UT Martin												
Eastern Illinois												
at Austin Peay												
Belmont												
at Tennessee Tech												
at Morehead State												
UT Martin												
Murray State												
Totals	4-43	3-17	6-10	2/9	11	18	17	4	4	2	2	99

* - Game Started

2021-22 Season/Career-Highs

Points	4	at Missouri State (11/9/21)
Total Rebounds	3	vs. Webster (12/4/21)
Offensive	2	vs. Webster (12/4/21)
Defensive	2	2x, last vs. Portland (11/27/21)
FG Made	1	4x, last vs. Portland (11/27/21)
FG Attempted	4	2x, last vs. Webster (12/4/21)
3-Point FG Made	1	3x, last vs. Portland (11/27/21)
3-Point FG Attempted	4	vs. Youngstown State (11/13/21)
FT Made	4	at Tennessee State (1/8/22)
FT Attempted	6	at Tennessee State (1/8/22)
Assists	1	4x, last at Belmont (1/6/22)
Blocks	1	2x, last vs. Evansville (12/8/21)
Steals	1	2x, last at Pepperdine (12/18/21)
Minutes	16	at Tennessee State (1/8/22)

Thompson's Career Statistics at Southeast Missouri

Season	G-GS	Min	Avg	FG-FGA	Pct	3FG-3FGA	Pct	FT-FTA	Pct	Off	Def	Tot	Avg	PF	FO	A	TO	Blk	Stl	Pts	Avg
2021-22	13-0	99	7.6	4-24	.167	3-17	.176	6-10	.600	2	9	11	0.8	18	0	4	4	2	2	17	1.3
Ohio Valley Conference Games Only																					
Season	G-GS	Min	Avg	FG-FGA	Pct	3FG-3FGA	Pct	FT-FTA	Pct	Off	Def	Tot	Avg	PF	FO	A	TO	Blk	Stl	Pts	Avg
2021-22	2-0	23	11.5	0-3	.000	0-2	.000	4-6	.667	0	0	0	0.0	3	0	1	1	0	0	4	2.0

**TENNESSEE STATE // JAN. 20**

// Forward
 // Freshman
 // 6-10 // 250
 // St. Charles, Mo.
 // Francis Howell H.S.

2021-22: Missed five games with an ankle sprain...Returned to score 13 points on a near-perfect 6-of-7 field goals in 23 minutes off the bench...Started each of Southeast Missouri's first three contests of the season...Pitched in five points at Missouri State (11/9) and vs. Arkansas State (11/19)...Averages 5.8 points and three rebounds per game...Started the last five contests...Had a season-high six rebounds at California Baptist (12/21) and vs. Austin Peay (1/1)...Scored 10 points for his second double-digit performance at Belmont (1/6)...Left the Tennessee State (1/8) game in the first half with a sprained ankle and did not return.

2021-22	FG	3P	FT	O/D	REB	F	PTS	A	TO	B	S	M
at Missouri State*	2-2	0-0	1-2	0/0	0	3	5	0	1	0	0	10
Youngstown State*	0-1	0-0	0-0	0/0	0	2	0	0	2	0	0	7
Arkansas State*	2-7	0-0	1-2	3/1	4	0	5	1	0	1	0	16
Missouri Baptist	DNP	-	-	-	-	-	-	-	-	-	-	-
at Incarnate Word	DNP	-	-	-	-	-	-	-	-	-	-	-
vs. Portland	DNP	-	-	-	-	-	-	-	-	-	-	-
vs. Montana State	DNP	-	-	-	-	-	-	-	-	-	-	-
Webster University	DNP	-	-	-	-	-	-	-	-	-	-	-
Evansville	DNP	-	-	-	-	-	-	-	-	-	-	-
at Purdue Fort Wayne	DNP	-	-	-	-	-	-	-	-	-	-	-
at Southern Illinois	DNP	-	-	-	-	-	-	-	-	-	-	-
at Pepperdine	6-7	0-0	1-1	1/2	3	1	13	0	0	0	0	23
at California Baptist*	2-6	0-0	2-4	2/4	6	2	6	0	0	0	2	21
at Murray State*	2-3	0-0	0-0	1/1	2	2	4	0	0	1	0	24
Austin Peay*	3-4	0-0	1-2	2/4	6	4	7	0	6	1	0	29
at Belmont*	5-8	0-0	0-0	2/2	4	3	10	0	2	1	0	20
at Tennessee State*	1-1	0-0	0-0	0/2	2	1	2	0	1	2	0	10
Tennessee Tech												
at SIU Edwardsville												
Tennessee State												
at Eastern Illinois												
Morehead State												
SIU Edwardsville												
at UT Martin												
Eastern Illinois												
at Austin Peay												
Belmont												
at Tennessee Tech												
at Morehead State												
UT Martin												
Murray State												
Totals	23-39	0-0	6-11	11/16	27	18	52	1	12	6	2	160

* - Game Started

Points	13	at Pepperdine (12/18/21)
Total Rebounds	6	2x, last vs. Austin Peay (1/1/22)
Offensive	3	vs. Arkansas State (11/19/21)
Defensive	4	2x, last vs. Austin Peay (1/1/22)
FG Made	6	at Pepperdine (12/18/21)
FG Attempted.....	8	at Belmont (1/6/22)
3-Point FG Made.....	-	-
3-Point FG Attempted.....	-	-
FT Made.....	2	3x, last at California Baptist (12/21/21)
FT Attempted.....	4	3x, last at California Baptist (12/21/21)
Assists	1	vs. Arkansas State (11/19/21)
Blocks.....	2	at Tennessee State (1/8/22)
Steals.....	2	at California Baptist (12/21/21)
Minutes	29	vs. Austin Peay (1/1/22)

Overall																					
Season	G-GS	Min	Avg	FG-FGA	Pct	3FG-3FGA	Pct	FT-FTA	Pct	Off	Def	Tot	Avg	PF	FO	A	TO	Blk	Stl	Pts	Avg
2021-22	9-8	160	17.8	23-39	.590	0-0	.000	6-11	.545	11	16	27	3.0	18	0	1	12	6	2	52	5.8
Ohio Valley Conference Games Only																					
Season	G-GS	Min	Avg	FG-FGA	Pct	3FG-3FGA	Pct	FT-FTA	Pct	Off	Def	Tot	Avg	PF	FO	A	TO	Blk	Stl	Pts	Avg
2021-22	4-4	83	20.8	11-16	.688	0-0	.000	1-2	.500	5	9	14	3.5	10	0	0	9	5	0	23	5.8



Season/Career Statistics

SEASON STATISTICS

CAREER STATISTICS

SUMMARY	gp-gs	min/g	fg%	3fg%	ft%	r/g	a/g	stl	blk	pts/g	gp-gs	min/g	fg%	3fg%	ft%	r/g	a/g	stl	blk	pts/g
REED, JR., Eric	16-16	32.0	.437	.394	.790	2.8	1.4	14	2	16.0	43-38	30.5	.457	.430	.723	2.7	1.3	30	4	12.9
RUSSELL, Phillip	17-17	29.8	.442	.405	.735	2.4	2.4	19	1	14.5	17-17	29.8	.442	.405	.735	2.4	2.4	19	1	14.5
HARRIS, Chris	17-6	25.5	.393	.273	.807	2.8	2.6	13	2	9.8	45-32	28.3	.376	.296	.759	2.5	3.0	38	5	11.5
NICHOLAS, DQ	14-3	22.0	.500	.350	.889	2.9	1.6	11	2	8.5	71-49	25.9	.411	.295	.752	3.3	2.2	63	10	8.2
RUSSELL, Nygal	16-13	24.9	.440	.353	.842	6.4	1.9	11	6	7.6	102-36	18.8	.400	.303	.679	3.6	1.4	72	13	5.6
AKENTEN, Nana	16-3	18.2	.327	.304	.533	4.3	0.4	9	12	6.2	43-27	23.7	.368	.338	.685	5.2	0.7	43	22	8.1
THOMPSON, Sam	9-8	17.8	.590	.000	.545	3.0	0.1	2	6	5.8	9-8	17.8	.590	.000	.545	3.0	0.1	2	6	5.8
JOHNSON, Nate	11-0	10.1	.686	.000	.500	1.5	0.2	3	4	4.9	36-0	9.3	.584	.000	.441	1.9	0.3	7	14	3.3
PATTERSON, Manny	16-9	13.4	.473	.000	.813	3.8	0.3	4	5	4.9	38-21	13.1	.493	.000	.789	3.2	0.3	7	24	5.3
LONG, Parker	7-0	8.4	.500	.500	.333	0.9	0.7	3	1	2.4	22-0	5.9	.526	.583	.333	0.7	0.3	5	1	1.3
BRANSON, Dylan	17-10	18.1	.342	.238	.545	3.0	1.5	6	4	2.2	44-12	16.7	.444	.396	.769	2.6	1.4	14	8	2.7
THOMPSON, Chase	13-0	7.6	.167	.176	.600	0.8	0.3	2	2	1.3	13-0	7.6	.167	.176	.600	0.8	0.3	2	2	1.3

SCORING	fg-fga	fg%	3fg-fga	3fg%	ft-fa	ft%	pts	pts/g	fg-fga	fg%	3fg-fga	3fg%	ft-fa	ft%	pts	pts/g
REED, JR., Eric	83-190	.437	41-104	.394	49-62	.790	256	16.0	189-414	.457	102-237	.430	73-101	.723	553	12.9
RUSSELL, Phillip	76-172	.442	34-84	.405	61-83	.735	247	14.5	76-172	.442	34-84	.405	61-83	.735	247	14.5
HARRIS, Chris	53-135	.393	15-55	.273	46-57	.807	167	9.8	155-412	.376	58-196	.296	151-199	.759	519	11.5
NICHOLAS, DQ	40-80	.500	7-20	.350	32-36	.889	119	8.5	183-445	.411	41-139	.295	176-234	.752	583	8.2
RUSSELL, Nygal	44-100	.440	18-51	.353	16-19	.842	122	7.6	198-495	.400	64-211	.303	108-159	.679	568	5.6
AKENTEN, Nana	35-107	.327	21-69	.304	8-15	.533	99	6.2	119-323	.368	74-219	.338	37-54	.685	349	8.1
THOMPSON, Sam	23-39	.590	0-0	.000	6-11	.545	52	5.8	23-39	.590	0-0	.000	6-11	.545	52	5.8
JOHNSON, Nate	24-35	.686	0-0	.000	6-12	.500	54	4.9	52-89	.584	0-0	.000	15-34	.441	119	3.3
PATTERSON, Manny	26-55	.473	0-0	.000	26-32	.813	78	4.9	70-142	.493	0-0	.000	60-76	.789	200	5.3
LONG, Parker	6-12	.500	4-8	.500	1-3	.333	17	2.4	10-19	.526	7-12	.583	1-3	.333	28	1.3
BRANSON, Dylan	13-38	.342	5-21	.238	6-11	.545	37	2.2	40-90	.444	19-48	.396	20-26	.769	119	2.7
THOMPSON, Chase	4-24	.167	3-17	.176	6-10	.600	17	1.3	4-24	.167	3-17	.176	6-10	.600	17	1.3

TOTALS	o-reb	d-reb	t-reb	pf	fo	ast	to	a/to	o-reb	d-reb	t-reb	pf	fo	ast	to	a/to
REED, JR., Eric	8	36	44	36	0	22	30	0.7	33	81	114	84	0	57	63	0.9
RUSSELL, Phillip	15	26	41	44	2	41	34	1.2	15	26	41	44	2	41	34	1.2
HARRIS, Chris	3	45	48	29	0	44	44	1.0	10	104	114	84	1	134	113	1.2
NICHOLAS, DQ	9	31	40	23	0	22	13	1.7	30	204	234	136	2	158	146	1.1
RUSSELL, Nygal	19	83	102	42	1	31	22	1.4	72	299	371	207	5	144	140	1.0
AKENTEN, Nana	13	56	69	39	0	6	6	1.0	41	184	225	105	3	32	57	0.6
THOMPSON, Sam	11	16	27	18	0	1	12	0.1	11	16	27	18	0	1	12	0.1
JOHNSON, Nate	8	9	17	22	0	2	12	0.2	28	41	69	55	0	10	29	0.3
PATTERSON, Manny	25	35	60	38	0	5	24	0.2	44	78	122	89	1	12	49	0.2
LONG, Parker	2	4	6	2	0	5	2	2.5	6	9	15	7	0	7	6	1.2
BRANSON, Dylan	8	43	51	39	2	26	20	1.3	28	88	116	93	4	60	60	1.0
THOMPSON, Chase	2	9	11	18	0	4	4	1.0	2	9	11	18	0	4	4	1.0



2021-22 SOUTHEAST MISSOURI BASKETBALL NOTES

TENNESSEE STATE // JAN. 20

Game 1

Southeast Missouri 99 Missouri State 94

November 9, 2021 • JQH Arena • Springfield, Mo.



SPRINGFIELD, Mo.

Eric Reed, Jr. scored 21 points and made a huge 3-pointer with 11 seconds left to lead Southeast Missouri to a 99-94 victory over Missouri State in a slugfest at JQH Arena.

In a game with a championship type feel, in-state foes SEMO and MSU went back-and-forth in a matchup that featured 11 ties, nine lead changes and 69 free throws attempted.

MSU, although never leading for the final 15:34 of the game, was either tied or within one or two points several times during that stretch. After Manny Patterson

grabbed the rebound off a Reed, Jr. miss, Patterson scored, was fouled and converted a 3-point play to give SEMO an 88-80 lead with 4:41 to go.

Nana Akenten later knocked down a 3-pointer to put the Redhawks ahead by eight again, this time at 95-87 with 1:49 on the clock.

The Bears answered Akenten's three with a 7-1 run and closed SEMO's lead to 96-94 on a 3-pointer by Demarcus Sharp with 42 seconds left.

On SEMO's ensuing possession, Akenten dished to Reed, Jr. who drained a 3-pointer from the right side with 11 seconds remaining before DQ Nicholas stole the ball from Sharp to bury the Bears for good.

Game 2

Youngstown State 97 Southeast Missouri 79

November 13, 2021 • Show Me Center • Cape Girardeau, Mo.



CAPE GIRARDEAU, Mo. -

Southeast Missouri fell victim to a big second half run and couldn't recover in a 97-79 loss to Youngstown State.

SEMO held a 39-37 lead at halftime, but things quickly slipped away from the Redhawks in the final 20 minutes.

Down, 54-52, following a free throw by Eric Reed, Jr. with 13:16 remaining in the game, YSU went on a 15-0 run to build a 17-point advantage (69-52). Garrett Covington contributed five points to help key the surge.

The Penguins took their largest lead at 84-60 when Luke Chicone

converted a 3-point play at the 5:34 mark. SEMO didn't get YSU's lead lower than 18 points the rest of the way.

DQ Nicholas scored 12 of his 17 points in the first half, where SEMO's largest lead was 37-32 with 2:27 to go. Nygal Russell's two free throws gave the Redhawks that five-point advantage.

Reed, Jr. and Nicholas paced SEMO with 17 points each, while Russell added a double-double 11 points and 11 rebounds. For Russell, it was the first double-double of his career. Phillip Russell scored 11 points for his first double-digit game as a Redhawk.

Official Basketball Box Score -- Game Totals -- Final Statistics
Southeast Mo. St. vs Missouri St.
11-09-21 7 p.m. at JQH Arena -- Springfield, Mo.



Southeast Mo. St. 99 • 1-0,0-0 OVC

#	Player	Total		3-Ptr		Rebounds			PF	TP	A	TO	Blk	Stl	Min
		FG-FGA	FG-FGA	FT-FTA	FT-FTA	Off	Def	Tot							
20	THOMPSON, Sam	r	2-2	0-0	1-2	0	0	0	3	5	0	1	0	0	10
01	RUSSELL, Phillip	g	0-5	0-2	3-4	0	3	3	3	2	1	0	1	0	25
03	REED, JR., Eric	g	6-13	2-5	7-7	1	1	2	2	21	0	3	0	2	35
05	HARRIS, Chris	g	7-10	0-1	5-9	0	3	3	2	19	4	3	0	0	35
21	AKENTEN, Nana	g	5-7	3-4	0-0	0	3	3	4	13	1	0	1	0	21
02	THOMPSON, Chase	g	1-3	1-3	1-2	0	1	1	2	4	0	0	0	0	9
10	PATTERSON, Manny	g	2-5	0-0	7-7	3	4	7	4	11	0	1	0	0	18
11	NICHOLAS, DQ	g	1-2	0-1	2-2	0	4	4	2	4	1	1	1	1	19
13	LONG, Parker	g	2-2	1-1	0-0	0	0	0	0	5	0	1	0	1	5
25	RUSSELL, Nygal	g	6-6	1-1	1-1	0	6	6	4	14	2	0	0	0	18
33	BRANSON, Dylan	g	0-1	0-1	0-0	0	0	0	0	0	0	0	0	0	5
Team						1	3	4							
Totals			32-56	8-19	27-34	5	28	33	26	99	10	11	2	6	200

FG % 1st Half: 17-32 53.1% 2nd half: 15-24 62.5% Game: 32-56 57.1%
3FG % 1st Half: 5-13 38.5% 2nd half: 3-6 50.0% Game: 8-19 42.1%
FT % 1st Half: 6-8 75.0% 2nd half: 21-26 80.8% Game: 27-34 79.4%

Deadball
Rebounds
3

Missouri St. 94 • 0-1,0-0 MVC

#	Player	Total		3-Ptr		Rebounds			PF	TP	A	TO	Blk	Stl	Min
		FG-FGA	FG-FGA	FT-FTA	FT-FTA	Off	Def	Tot							
05	Donovan Clay	r	8-10	1-2	3-5	2	2	4	3	20	2	0	0	1	36
44	Gaige Prim	r	8-11	0-1	12-16	4	11	15	4	28	3	1	1	1	32
00	Demarcus Sharp	g	4-10	2-4	2-4	0	2	2	4	12	2	2	0	1	26
01	Isiah Mosley	g	5-10	0-4	6-6	1	1	2	4	16	1	1	0	0	30
04	Ja'Monta Black	g	1-3	0-2	0-0	0	4	4	2	2	3	1	0	0	29
03	Isaac Haney	g	0-2	0-0	0-0	0	1	1	1	0	0	0	0	0	4
12	Jaylen Minnett	g	4-10	4-9	2-2	0	1	1	3	14	1	2	0	2	31
25	Lu'cye Patterson	g	0-3	0-2	0-2	0	1	1	0	0	1	0	0	0	10
33	Dawson Carper	g	1-1	0-0	0-0	0	0	0	1	2	0	0	0	1	2
Team						0	0	0							
Totals			31-60	7-26	25-35	7	23	30	22	94	13	7	1	6	200

FG % 1st Half: 16-34 47.1% 2nd half: 15-26 57.7% Game: 31-60 51.7%
3FG % 1st Half: 3-16 18.8% 2nd half: 4-10 40.0% Game: 7-26 26.9%
FT % 1st Half: 6-10 60.0% 2nd half: 19-25 76.0% Game: 25-35 71.4%

Deadball
Rebounds
4

Officials: Boyd Copeland, Kevin Driver, Winston Stith
Technical fouls: Southeast Mo. St.-PATTERSON, Manny. Missouri St.-None.
Attendance: 4190
2021-22 Men's Basketball. Round: 0. Missouri St. vs Southeast Mo. St.. Played

Score by periods	1st	2nd	Total
Southeast Mo. St.	45	54	99
Missouri St.	41	53	94

Official Basketball Box Score -- Game Totals -- Final Statistics
Youngstown State vs Southeast Missouri
11-13-21 5:30 p.m. at Show Me Center -- Cape Girardeau, Mo.



Youngstown State 97 • 1-1

#	Player	Total		3-Ptr		Rebounds			PF	TP	A	TO	Blk	Stl	Min
		FG-FGA	FG-FGA	FT-FTA	FT-FTA	Off	Def	Tot							
31	AKUCHIE, Michael	r	5-9	0-1	6-7	2	4	6	4	16	1	2	0	0	29
02	OLISON, Tevin	g	9-16	4-7	5-7	2	4	6	1	27	4	0	0	1	37
05	COHILL, Dwayne	g	4-9	0-2	2-2	0	4	4	4	10	1	3	0	1	25
22	RATHAN-MAYES, Shem	g	2-3	1-1	10-11	1	0	1	4	15	2	1	0	0	34
32	COVINGTON, Garrett	g	7-15	2-5	2-3	2	8	10	3	18	0	1	0	1	24
01	THOMAS, Jamir	g	2-3	0-1	0-1	2	0	2	2	4	0	0	0	0	11
10	CHICONE, Luke	g	2-5	0-1	3-5	0	4	4	5	7	4	0	1	0	17
15	HUNTER, Myles	g	0-1	0-0	0-0	0	2	2	2	0	0	0	0	0	11
24	SHELTON, Chris	g	0-2	0-0	0-0	0	2	2	2	0	1	0	0	0	12
Team						3	3	6							
Totals			31-63	7-20	28-36	12	31	43	27	97	13	7	1	3	200

FG % 1st Half: 11-30 36.7% 2nd half: 20-33 60.6% Game: 31-63 49.2%
3FG % 1st Half: 4-11 36.4% 2nd half: 3-9 33.3% Game: 7-20 35.0%
FT % 1st Half: 11-14 78.6% 2nd half: 17-22 77.3% Game: 28-36 77.8%

Deadball
Rebounds
2,1

Southeast Missouri 79 • 1-1

#	Player	Total		3-Ptr		Rebounds			PF	TP	A	TO	Blk	Stl	Min
		FG-FGA	FG-FGA	FT-FTA	FT-FTA	Off	Def	Tot							
20	THOMPSON, Sam	r	0-1	0-0	0-0	0	0	0	2	0	0	2	0	0	7
01	RUSSELL, Phillip	g	4-8	3-4	0-0	1	0	1	5	11	1	2	0	0	17
03	REED, JR., Eric	g	3-13	1-7	10-12	0	3	3	2	17	2	0	0	0	31
05	HARRIS, Chris	g	2-6	1-1	4-7	0	1	1	3	9	4	4	0	2	22
21	AKENTEN, Nana	g	0-4	0-3	1-4	0	5	5	4	1	1	0	0	2	25
02	THOMPSON, Chase	g	1-4	1-4	0-0	0	1	1	4	3	0	1	0	0	11
10	PATTERSON, Manny	g	2-3	0-0	2-3	2	1	3	3	6	0	1	0	0	16
11	NICHOLAS, DQ	g	7-8	0-0	3-3	0	4	4	1	17	0	1	1	0	28
13	LONG, Parker	g	1-2	1-2	1-2	0	2	2	0	4	0	0	1	0	6
25	RUSSELL, Nygal	g	3-7	1-2	4-4	4	7	11	1	11	0	0	0	1	25
33	BRANSON, Dylan	g	0-1	0-1	0-0	0	1	1	4	0	2	0	0	0	12
Team						1	1	2							
Totals			23-57	8-24	25-35	8	26	34	29	79	11	10	4	3	200

FG % 1st Half: 12-28 42.9% 2nd half: 11-29 37.9% Game: 23-57 40.4%
3FG % 1st Half: 5-13 38.5% 2nd half: 3-11 27.3% Game: 8-24 33.3%
FT % 1st Half: 10-14 71.4% 2nd half: 15-21 71.4% Game: 25-35 71.4%

Officials: Kevin Mathis, Mike O'Neill, Wesley Harper
Technical fouls: Youngstown State-None. Southeast Missouri-None.
Attendance: 1280

Score by periods	1st	2nd	Total
Youngstown State	37	60	97
Southeast Missouri	39	40	79

Points	In	Off	2nd	Fast	Bench
YSU	36	7	20	2	11
SEMO	24	12	13	2	41



Game 3

Arkansas State 72 Southeast Missouri 60

November 19, 2021 • Show Me Center • Cape Girardeau, Mo.



CAPE GIRARDEAU, Mo. -
Eric Reed, Jr. scored 15 points and freshman Phillip Russell

added 13 as Southeast Missouri dropped a 72-60 decision to Arkansas State.

Reed, Jr. scored double figures for the fourth-straight game dating back to last season, while Russell reached double-digits in the scoring column for the second game in a row.

SEMO led for just 44 seconds in the contest. DQ Nicholas (21-20) and Nate Johnson (23-22) each made layups to give the Redhawks their only leads.

ASU, after leading 39-33 at halftime, used a 12-0 run to put the game out of reach. Preseason Sun Belt Conference Player of the Year Norchad Omir made two free throws to cap the jaunt that put the Red Wolves ahead, 56-38, with a little over 14 minutes to go.

After that, SEMO never pulled within single digits.

The Redhawks shot just 28 percent (7-of-25) from the field and went 1-of-11 from 3-point range in the second half. For the game, SEMO finished with a 36.2 percent (21-of-58) clip from the floor.

Reed, Jr. made 6-of-13 field goals and knocked down a pair of 3-pointers to go along with three assists and three steals.

Game 4

Missouri Baptist 63 Southeast Missouri 71

November 22, 2021 • Show Me Center • Cape Girardeau, Mo.



CAPE GIRARDEAU, Mo. -
Phillip Russell scored 18 points, while Chris Harris (16) and Nana

Akenten (15) combined for 31 points off the bench to lead Southeast Missouri to its first home win of the season, a 71-63 victory over Missouri Baptist.

SEMO overcame a 15-point deficit to get by NAIA member MBU. The Redhawks improved to 20-0 all-time against the Spartans and posted their 31st consecutive win over a non-Division I opponent.

It was a tale of two halves for the Redhawks, who trailed for the majority of the first half before taking control of the final 20 minutes.

Akenten's layup gave SEMO a 45-44 edge with 12:49 left to play, the Redhawks first lead since the 18:16 mark of the first half.

After Jadis White made a layup to regain a 53-51 advantage for MBU, SEMO went on an 8-0 run to build a six-point cushion. Eric Reed, Jr. buried a 3-pointer and Russell got a steal that led to a dunk by Akenten. Harris then converted a 3-point play to widen the Redhawks lead to 59-53.

Akenten, who missed a trey earlier in the possession, knocked down a big 3-pointer off an assist by Harris to push SEMO's lead to 62-55 with 5:24 to go. DQ Nicholas rebounded the ball off Akenten's missed shot from long range.

Official Basketball Box Score -- Game Totals -- Final Statistics Arkansas State vs Southeast Missouri 11-19-21 6:30 p.m. at Show Me Center -- Cape Girardeau, Mo.

Arkansas State 72 • 3-1

#	Player	Total		3-Ptr		Rebounds			PF	TP	A	TO	Blk	Stl	Min
		FG-FGA	FG-FGA	FT-FTA	FT-FTA	Off	Def	Tot							
15	OMIER, Norchad	7-10	1-1	3-4	3-9	12	4	18	3	3	1	1	27		
22	WESLEY, Keyon	1-4	0-0	0-0	3-2	5	4	2	1	0	0	0	26		
00	FIELDS, Caleb	6-14	2-2	2-2	1-5	6	2	16	7	3	0	1	35		
03	SILLS, Desi	3-8	0-2	3-4	0-5	5	3	9	1	3	0	1	30		
23	EATON, Marquis	2-9	2-6	2-2	1-1	2	3	8	2	4	0	1	32		
01	DAVIS, Markise	1-3	0-2	2-2	1-0	1	0	4	0	0	0	0	12		
02	FELTS, Avery	3-4	3-4	0-0	0-2	2	0	9	0	1	2	1	20		
05	WILLIS, Christian	0-2	0-2	0-0	1-1	2	0	0	0	0	0	0	5		
50	JACKSON, Antwon	3-5	0-0	0-0	1-2	3	2	6	1	0	1	1	13		
Team					5	2	7								
Totals		26-59	8-19	12-14	16	29	45	18	72	15	14	4	6	200	

FG % 1st Half: 15-35 42.9% 2nd half: 11-24 45.8% Game: 26-59 44.1%
3FG % 1st Half: 5-12 41.7% 2nd half: 3-7 42.9% Game: 8-19 42.1%
FT % 1st Half: 4-4 100.0 2nd half: 8-10 80.0% Game: 12-14 85.7%

Deadball
Rebounds
0

Southeast Missouri 60 • 1-2

#	Player	Total		3-Ptr		Rebounds			PF	TP	A	TO	Blk	Stl	Min
		FG-FGA	FG-FGA	FT-FTA	FT-FTA	Off	Def	Tot							
20	THOMPSON, Sam	2-7	0-0	1-2	3-1	4	0	5	1	0	1	0	16		
21	AKENTEN, Nana	1-6	1-4	2-2	2-1	3	2	5	0	0	1	0	22		
01	RUSSELL, Phillip	3-8	2-5	5-6	0-1	1	2	13	2	1	0	0	29		
03	REED, JR., Eric	6-13	2-4	1-2	1-1	2	15	3	1	0	3	34			
11	NICHOLAS, DQ	3-10	0-2	2-2	2-3	5	0	8	1	3	0	0	26		
05	HARRIS, Chris	0-2	0-1	2-2	0-2	2	2	2	0	2	0	0	14		
10	PATTERSON, Manny	3-4	0-0	0-0	2-1	3	4	6	0	3	0	0	12		
14	JOHNSON, Nate	1-2	0-0	0-1	0-0	0	2	2	0	0	0	0	6		
25	RUSSELL, Nygal	1-5	0-3	0-0	3-6	9	0	2	2	1	0	0	24		
33	BRANSON, Dylan	1-1	0-0	0-2	0-3	3	1	2	2	1	0	1	17		
Team					0	0	0								
Totals		21-58	5-19	13-19	13	19	32	15	60	11	12	2	7	200	

FG % 1st Half: 14-33 42.4% 2nd half: 7-25 28.0% Game: 21-58 36.2%
3FG % 1st Half: 4-8 50.0% 2nd half: 1-11 9.1% Game: 5-19 26.3%
FT % 1st Half: 1-3 33.3% 2nd half: 12-16 75.0% Game: 13-19 68.4%

Deadball
Rebounds
1

Officials: Andrew Walton, John Dillon, Kelly Davis
Technical fouls: Arkansas State-TEAM. Southeast Missouri-None.
Attendance: 1145

Score by periods	1st	2nd	Total
Arkansas State	39	33	72
Southeast Missouri	33	27	60

	In	Off	2nd	Fast	Bench
Points	Paint	T/O	Chance	Break	
ASU	30	7	16	4	19
SEMO	28	16	13	4	14

Official Basketball Box Score -- Game Totals -- Final Statistics Missouri Baptist vs Southeast Missouri 11-22-21 7 p.m. at Show Me Center -- Cape Girardeau, Mo.

Missouri Baptist 63 • 5-3

#	Player	Total		3-Ptr		Rebounds			PF	TP	A	TO	Blk	Stl	Min
		FG-FGA	FG-FGA	FT-FTA	FT-FTA	Off	Def	Tot							
10	REED, River	1-6	1-2	2-4	2-3	5	3	5	1	3	0	1	22		
01	WHITE, Jadis	6-13	1-2	8-8	2-6	8	2	21	3	5	0	1	37		
02	HARDY, Brendon	3-8	1-4	3-4	0-2	2	3	10	4	2	0	3	32		
23	PAIR, RJ	1-5	1-4	0-0	0-1	1	0	3	0	1	0	0	18		
32	YAEGER, John	3-9	0-0	0-0	1-3	4	2	6	1	3	0	0	23		
00	ANDREWS, Tyrell	2-7	0-1	2-3	1-1	2	4	6	4	2	0	3	24		
05	MOORE, Gerald	0-0	0-0	0-0	0-0	0	0	0	0	0	0	0	1		
13	WOODS, Daishawn	4-5	0-0	0-0	0-0	0	4	8	0	1	0	0	11		
22	FRANCIS, JR., Billy	0-1	0-1	0-0	0-1	1	0	0	0	0	0	0	4		
30	HICKS, Luke	0-0	0-0	0-0	0-3	3	0	0	0	0	0	1	10		
33	ALKHALDI, Mujtaba	0-1	0-0	0-0	1-1	2	0	0	0	1	0	0	3		
44	POLLARD, Ryan	2-3	0-0	0-1	1-3	4	2	4	1	1	1	0	15		
Team					4	2	6								
Totals		22-58	4-14	15-20	12	26	38	20	63	14	19	1	9	200	

FG % 1st Half: 13-30 43.3% 2nd half: 9-28 32.1% Game: 22-58 37.9%
3FG % 1st Half: 3-8 37.5% 2nd half: 1-6 16.7% Game: 4-14 28.6%
FT % 1st Half: 7-10 70.0% 2nd half: 8-10 80.0% Game: 15-20 75.0%

Deadball
Rebounds
2

Southeast Missouri 71 • 2-2

#	Player	Total		3-Ptr		Rebounds			PF	TP	A	TO	Blk	Stl	Min
		FG-FGA	FG-FGA	FT-FTA	FT-FTA	Off	Def	Tot							
10	PATTERSON, Manny	2-5	0-0	4-4	2-5	7	2	8	1	3	0	0	19		
33	BRANSON, Dylan	0-2	0-2	0-0	1-1	2	1	0	0	1	1	0	18		
01	RUSSELL, Phillip	5-8	3-3	5-7	1-1	2	1	18	3	1	0	4	30		
03	REED, JR., Eric	2-5	2-5	0-0	0-2	2	2	6	0	2	0	1	28		
25	RUSSELL, Nygal	2-5	0-1	2-2	1-5	6	1	6	2	3	1	4	27		
02	THOMPSON, Chase	1-3	0-2	0-0	0-2	2	4	2	0	2	0	0	10		
05	HARRIS, Chris	4-9	1-4	7-7	0-5	5	2	16	5	5	0	2	27		
11	NICHOLAS, DQ	0-4	0-2	0-0	2-1	3	2	0	1	2	0	0	13		
13	LONG, Parker	0-1	0-1	0-0	0-0	0	0	0	0	0	0	0	2		
14	JOHNSON, Nate	0-0	0-0	0-0	0-0	0	2	0	0	1	0	0	3		
21	AKENTEN, Nana	6-12	2-5	1-2	0-5	5	2	15	1	0	3	0	23		
Team					1	0	1								
Totals		22-54	8-25	19-22	8	27	35	19	71	13	20	5	11	200	

FG % 1st Half: 10-27 37.0% 2nd half: 12-27 44.4% Game: 22-54 40.7%
3FG % 1st Half: 2-12 16.7% 2nd half: 6-13 46.2% Game: 8-25 32.0%
FT % 1st Half: 9-11 81.8% 2nd half: 10-11 90.9% Game: 19-22 86.4%

Deadball
Rebounds
1

Officials: Kevin Driver, Dillon Brasher, Mike Wallace
Technical fouls: Missouri Baptist-None. Southeast Missouri-None.
Attendance: 789

Score by periods	1st	2nd	Total
Missouri Baptist	36	27	63
Southeast Missouri	31	40	71

	In	Off	2nd	Fast	Bench
Points	Paint	T/O	Chance	Break	
MBU	22	14	10	4	18
SEMO	22	23	13	6	33



2021-22 SOUTHEAST MISSOURI BASKETBALL NOTES

TENNESSEE STATE // JAN. 20

Game 5

Southeast Missouri 79 Incarnate Word 76

November 26, 2021 • McDermott Center • San Antonio, Texas



SAN ANTONIO, Texas -

Chris Harris drained a

3-pointer at the

buzzer to send Southeast Missouri to a thrilling 79-76 win over Incarnate Word at the Incarnate Word Thanksgiving Invitational.

Tied, 76-76, Harris received a pass from Dylan Branson who inbounded the ball underneath his own basket. Harris launched a three from the left of the arc that went through the net for his only made 3-pointer of the game. Prior to his game-winner, Harris had missed his first four 3-point attempts of the contest.

The Redhawks took their largest lead of the game when Phillip

Russell split two free throws to make it a 56-47 ballgame with 11:39 remaining.

However, UIW answered with a 17-8 run and tied things up, 64-64, on a jumper by Drew Lutz with 5:51 to go.

After Nate Johnson's layup put SEMO ahead by four, Eric Reed, Jr. later buried a 3-pointer to regain a three-point cushion for the Redhawks.

SEMO again led by three (75-72) following two made free throws by Harris at the 1:12 mark. Twenty-four seconds later, Russell split two free throws and the Redhawks led, 76-74.

RJ Gasper's jumper off a SEMO turnover brought the game to a 76-76 deadlock with 19 seconds left.

Game 6

Southeast Missouri 68 Portland 74

November 27, 2021 • McDermott Center • San Antonio, Texas



SAN ANTONIO, Texas -

Southeast

Missouri fell to

Portland, 74-68,

in day two of the Incarnate Word Thanksgiving Invitational.

Freshman Phillip Russell scored 19 points, while Eric Reed, Jr. followed with 17 and Chris Harris added 11 to lead the Redhawks.

SEMO never led for the final 15:17 of the contest. Reed, Jr.'s 3-pointer gave the Redhawks a 40-39 edge for their last advantage in the game.

Chris Austin's two free throws gave Portland its largest lead of the afternoon at 74-65 with 22 seconds left before the Pilots picked up their sixth win of the season.

The Redhawks didn't lead by more than two points the entire game. Russell's 3-pointer put SEMO ahead, 5-3, with 18:03 left in the first half for SEMO's only lead.

Portland was ahead, 33-30, at halftime.

Russell shot 7-of-10 from the field and knocked down three 3-pointers in his fifth-straight double-digit performance. He also had four assists and one steal.

Reed, Jr. made three 3-pointers and 4-of-5 free throws, while Harris hit 5-of-12 field goals.

Official Basketball Box Score -- Game Totals -- Final Statistics Southeast Mo. St. vs Incarnate Word 11-26-21 12 p.m. at McDermott Center -- San Antonio, Texas



Southeast Mo. St. 79 • 3-2,0-0 OVC

#	Player	Total		3-Ptr	FT-FTA	Rebounds			PF	TP	A	TO	Blk	Stl	Min
		FG-FGA	FG-FGA			Off	Def	Tot							
10	PATTERSON, Manny	1-2	0-0	0-0	0-0	4	1	5	1	2	0	0	0	0	12
01	RUSSELL, Phillip	2-6	2-3	4-6	1	1	2	3	10	2	0	0	0	0	38
03	REED, JR., Eric	9-15	4-8	1-3	1	3	4	2	23	1	1	0	2	38	
25	RUSSELL, Nygal	3-6	1-2	0-0	0	5	5	2	7	0	2	0	1	24	
33	BRANSON, Dylan	0-2	0-1	0-0	0	0	0	3	0	1	1	0	0	14	
02	THOMPSON, Chase	0-0	0-0	0-0	0	0	0	1	0	1	0	0	0	1	
05	HARRIS, Chris	2-8	1-5	8-9	0	3	3	2	13	4	2	0	0	26	
11	NICHOLAS, DQ	3-5	1-1	0-0	0	3	3	1	7	1	0	0	0	17	
14	JOHNSON, Nate	7-7	0-0	0-0	1	3	4	2	14	0	3	2	2	14	
21	AKENTEN, Nana	1-7	1-4	0-0	1	4	5	4	3	0	1	0	0	16	
Team						0	0	0							
Totals		28-58	10-24	13-18	8	23	31	21	79	10	10	2	5	200	

FG % 1st Half: 15-30 50.0% 2nd half: 13-28 46.4% Game: 28-58 48.3% Deadball
3FG % 1st Half: 3-10 30.0% 2nd half: 7-14 50.0% Game: 10-24 41.7% Rebounds
FT % 1st Half: 1-2 50.0% 2nd half: 12-16 75.0% Game: 13-18 72.2% 1,1

Incarnate Word 76 • 0-5,0-0 Southland

#	Player	Total		3-Ptr	FT-FTA	Rebounds			PF	TP	A	TO	Blk	Stl	Min
		FG-FGA	FG-FGA			Off	Def	Tot							
11	Johnny Hughes III	4-8	1-3	5-5	2	4	6	4	14	1	4	0	0	25	
14	Logan Bracamonte	1-4	1-4	0-0	2	2	4	3	3	0	1	0	0	19	
23	Godsgift Ezedinma	2-5	0-1	2-4	1	5	6	2	6	1	2	1	0	16	
01	RJ Gasper	7-16	2-5	3-3	0	3	3	2	19	3	2	0	1	40	
03	Drew Lutz	3-11	2-7	9-9	2	2	4	0	17	4	3	0	0	40	
05	Brandon Swaby	2-4	0-0	1-2	3	6	9	3	5	0	1	0	0	23	
10	Sese Hassan Mobutu	0-1	0-1	0-0	1	1	2	2	0	0	0	0	0	10	
12	Dylan Hayman	0-0	0-0	0-0	0	0	0	0	0	0	0	0	0	3	
24	Benjamin Griscti	4-7	2-5	2-3	0	3	3	3	12	0	1	1	0	24	
Team						0	0	0							
Totals		23-56	8-26	22-26	11	26	37	19	76	9	15	2	1	200	

FG % 1st Half: 11-28 39.3% 2nd half: 12-28 42.9% Game: 23-56 41.1% Deadball
3FG % 1st Half: 7-15 46.7% 2nd half: 1-11 9.1% Game: 8-26 30.8% Rebounds
FT % 1st Half: 10-12 83.3% 2nd half: 12-14 85.7% Game: 22-26 84.6% 2

Officials: Eric Kronebusch, Marcus Hawkins, Ross Cullins
Technical fouls: Southeast Mo. St.-None. Incarnate Word-None.
Attendance:
2021-22 Men's Basketball. Round: 0. Incarnate Word vs Southeast Mo. St., Playe

Score by periods	1st	2nd	Total
Southeast Mo. St.	34	45	79
Incarnate Word	39	37	76

Points	In	Off	2nd	Fast	Bench
SEMO	32	22	6	11	37
UIW	18	9	7	7	17

Official Basketball Box Score -- Game Totals -- Final Statistics Southeast Mo. St. vs Portland 11-27-21 2 p.m. at McDermott Center -- San Antonio, Texas



Southeast Mo. St. 68 • 3-3,0-0 OVC

#	Player	Total		3-Ptr	FT-FTA	Rebounds			PF	TP	A	TO	Blk	Stl	Min
		FG-FGA	FG-FGA			Off	Def	Tot							
10	PATTERSON, Manny	1-3	0-0	0-0	0	2	2	0	2	0	0	1	0	9	
01	RUSSELL, Phillip	7-10	3-5	2-4	1	3	4	3	19	4	2	0	1	26	
03	REED, JR., Eric	5-12	3-7	4-5	1	1	2	4	17	0	2	0	0	34	
25	RUSSELL, Nygal	1-7	1-5	0-0	1	3	4	5	3	1	0	0	0	16	
33	BRANSON, Dylan	0-0	0-0	0-0	0	3	3	2	0	1	0	0	0	22	
02	THOMPSON, Chase	1-2	1-2	0-0	0	2	2	0	3	0	0	0	0	15	
05	HARRIS, Chris	5-12	1-3	0-0	0	2	3	3	11	0	8	0	1	31	
11	NICHOLAS, DQ	2-3	1-1	0-0	1	1	2	0	5	0	0	0	0	12	
14	JOHNSON, Nate	2-6	0-0	0-0	3	1	4	4	4	1	2	1	0	15	
21	AKENTEN, Nana	2-6	0-2	0-1	1	8	9	2	4	0	1	1	2	20	
Team						0	0	0							
Totals		26-61	10-25	6-10	8	27	35	23	68	7	15	3	4	200	

FG % 1st Half: 11-28 39.3% 2nd half: 15-33 45.5% Game: 26-61 42.6% Deadball
3FG % 1st Half: 6-13 46.2% 2nd half: 4-12 33.3% Game: 10-25 40.0% Rebounds
FT % 1st Half: 2-4 50.0% 2nd half: 4-6 66.7% Game: 6-10 60.0% 2,1

Portland 74 • 6-2,0-0 WCC

#	Player	Total		3-Ptr	FT-FTA	Rebounds			PF	TP	A	TO	Blk	Stl	Min
		FG-FGA	FG-FGA			Off	Def	Tot							
01	Moses Wood	4-7	3-3	5-6	2	0	2	1	16	1	0	2	1	35	
24	Matheus Silveira	3-5	0-0	1-2	1	3	4	2	7	0	0	1	1	15	
02	Tyler Robertson	7-19	1-6	5-5	1	11	12	3	20	5	0	0	1	39	
05	Chris Austin	4-11	2-4	6-8	1	6	7	4	16	0	1	0	1	27	
25	Mike Meadows	1-6	1-3	2-3	1	2	3	0	5	2	3	0	0	33	
00	Yaru Harvey	1-3	0-0	0-0	1	1	2	2	2	4	2	0	1	17	
12	Kristian Sjolund	0-1	0-1	0-0	0	0	0	0	0	0	0	0	0	4	
13	Matija Svetozarevic	0-1	0-0	0-0	0	0	0	0	0	0	0	0	0	3	
15	Chika Nduka	2-3	0-0	4-4	2	4	6	2	8	1	3	1	2	25	
23	Vasilije Vucinic	0-1	0-0	0-0	0	0	0	0	0	0	0	0	0	2	
Team						0	0	0							
Totals		22-57	7-17	23-28	9	27	36	14	74	13	12	4	7	200	

FG % 1st Half: 9-26 34.6% 2nd half: 13-31 41.9% Game: 22-57 38.6% Deadball
3FG % 1st Half: 3-9 33.3% 2nd half: 4-8 50.0% Game: 7-17 41.2% Rebounds
FT % 1st Half: 12-13 92.3% 2nd half: 11-15 73.3% Game: 23-28 82.1% 3,2

Officials: Derek Schulte, Shaun Seales, Henry Howard
Technical fouls: Southeast Mo. St.-RUSSELL, Phillip. Portland-None.
Attendance: 100
2021-22 Men's Basketball. Round: 0. Portland vs Southeast Mo. St., Played at M

Score by periods	1st	2nd	Total
Southeast Mo. St.	30	38	68
Portland	33	41	74

Points	In	Off	2nd	Fast	Bench
SEMO	28	24	18	13	27
UP	24	18	8	15	10

2021-22 SOUTHEAST MISSOURI BASKETBALL NOTES

TENNESSEE STATE // JAN. 20



Game 7

Southeast Missouri 68 Montana State 75

November 28, 2021 • McDermott Center • San Antonio, Texas



SAN ANTONIO, Texas -

Montana State scored 48 second-half points and used a 25-6 run in a 12-minute stretch to beat Southeast Missouri, 75-68, at the Incarnate Word Thanksgiving Invitational.

SEMO finished the tournament with a 1-2 record.

SEMO led, 31-27, at the intermission before a cold second-half start doomed the Redhawks.

The Redhawks struggled to get into any type of rhythm in a second half that saw a combined 29 personal fouls called.

MSU began the final 20 minutes on a 17-3 run and shot free throws

for the last 13:23 of the contest.

The Bobcats took their largest lead when Tyler Patterson knocked down a 3-pointer to make it a 59-44 game with 7:02 left to play.

The Redhawks managed to get within five when a driving layup by Chris Harris narrowed MSU's lead to 73-68 with 21 seconds to go, but that was as close as they could get.

Russell finished with a 21 points on 6-of-15 field goals and 7-of-8 free throws. He dropped in two 3-pointers, as well.

Harris added 17 points off the bench, while Nana Akenten pulled down 10 rebounds. Eric Reed, Jr., who entered today averaging 17 points a game, had only five in 21 minutes due to his four fouls.

Game 8

Webster 64 Southeast Missouri 76

December 4, 2021 • Show Me Center • Cape Girardeau, Mo.



CAPE GIRARDEAU, Mo. -

Eric Reed, Jr. scored a 26 points to lead Southeast Missouri to a 76-64 win over Webster University.

Reed, Jr. scored 15 of his points and knocked down four of his game-high five 3-pointers in the second half.

SEMO and WU were locked up in a tight game until the Redhawks pulled away for good in the final 5:43.

The Redhawks, who were ahead, 60-54, with 6:28 remaining, quickly extended their lead to 12 on a pair of 3-pointers by Reed, Jr. The second of those two increased SEMO's margin to 66-54 with 5:13 to go.

Another 3-pointer by Reed, Jr. gave SEMO a 14-point lead before Dylan Branson's layup gave the Redhawks their largest advantage (74-58) with 3:22 left to play. SEMO led by double figures for the last 5:13 of the game en route to its first double-digit win of the season.

SEMO and WU battled to six ties and four lead changes in a first half where neither team led by more than seven points.

Reed, Jr. shot 8-of-17 from the field and 5-of-12 from 3-point range. He added 5-of-6 free throws, three rebounds, four assists and a block in his third 20-point effort this year.

Manny Patterson followed with a near double-double 14 points and nine rebounds.

Official Basketball Box Score -- Game Totals -- Final Statistics Southeast Mo. St. vs Montana St. 11-28-21 12 p.m. at McDermott Center -- San Antonio, Texas



Southeast Mo. St. 68 • 3-4,0-0 OVC

#	Player	Total		3-Ptr		Rebounds		PF	TP	A	TO	Bk	Stl	Min
		FG-FGA	FG-FGA	FT-FTA	FT-FTA	Off	Def							
10	PATTERSON, Manny	r	2-4	0-0	1-2	1	4	5	3	5	0	2	0	17
01	RUSSELL, Phillip	g	6-15	2-7	7-8	1	1	2	4	21	3	3	1	33
03	REED, JR., Eric	g	2-5	1-4	0-0	0	2	2	4	5	0	1	0	22
25	RUSSELL, Nygal	g	2-4	1-3	0-0	0	1	1	3	5	1	3	0	22
33	BRANSON, Dylan	g	0-3	0-1	0-0	0	5	5	2	0	1	1	0	24
02	THOMPSON, Chase	g	2-2	0-1	0-0	0	1	1	3	0	1	1	0	9
05	HARRIS, Chris	g	6-11	1-2	4-4	1	4	5	3	17	3	3	0	24
11	NICHOLAS, DQ	g	2-6	1-1	2-2	0	2	2	2	7	2	1	0	16
14	JOHNSON, Nate	g	2-3	0-0	1-1	0	1	1	2	5	0	1	0	12
21	AKENTEN, Nana	g	1-6	0-3	1-2	2	8	10	3	3	1	0	0	21
Team			3	1	4									
Totals			23-59	6-22	16-19	8	30	38	29	68	12	17	2	200

FG % 1st Half: 11-30 36.7% 2nd half: 12-29 41.4% Game: 23-59 39.0% Deadball Rebounds 2
3FG % 1st Half: 3-11 27.3% 2nd half: 3-11 27.3% Game: 6-22 27.3%
FT % 1st Half: 6-7 85.7% 2nd half: 10-12 83.3% Game: 16-19 84.2%

Montana St. 75 • 4-3,0-0 Big Sky

#	Player		Total		3-Ptr		Rebounds				PF	TP	A	TO	Bk	Stl	Min
			FG-FGA	FG-FGA	FT-FTA	Off	Def	Total									
00	Demarcus Sharp	f	3-7	1-3	3-5	0	8	8	2	10	0	3	0	4	36		
13	Jubrilé Belo	r	5-8	0-0	7-9	3	3	6	3	17	1	2	5	0	28		
01	Isiah Mosley	g	4-12	2-6	4-6	1	3	4	4	14	5	6	0	0	29		
05	Donovan Clay	g	4-9	0-1	5-7	1	9	10	3	13	1	1	0	0	32		
11	Tyler Patterson	g	4-9	4-9	0-0	2	0	2	1	12	0	0	0	1	34		
02	Nick Gazelas		0-1	0-1	4-4	0	0	0	1	4	0	0	0	0	7		
03	Isaac Haney		0-1	0-0	0-0	1	3	4	2	0	0	1	0	1	12		
10	Patrick McMahon		0-2	0-1	1-2	0	0	0	0	1	1	0	0	1	5		
21	RaeQuan Battle		0-3	0-2	0-0	0	1	1	0	0	2	1	0	0	7		
24	Kellen Tynes		2-3	0-0	0-0	0	0	0	2	4	1	2	0	1	10		
	Team					2	2	4				1					
Totals			22-55	7-23	24-33	10	29	39	18	75	11	17	5	8	200		

FG % 1st Half: 11-28 39.3% 2nd half: 11-27 40.7% Game: 22-55 40.0% Deadball Rebounds 2
3FG % 1st Half: 2-11 18.2% 2nd half: 5-12 41.7% Game: 7-23 30.4%
FT % 1st Half: 3-7 42.9% 2nd half: 21-26 80.8% Game: 24-33 72.7%

Officials: Ryan Huber, Jon Stigliano, Doug George
Technical fouls: Southeast Mo. St.-REED, JR., Eric; TEAM 2. Montana St.-Isiah Mosley.
Attendance: 2021-22 Men's Basketball. Round: 0. Montana St. vs Southeast Mo. St.. Played at

Score by periods	1st	2nd	Total
Southeast Mo. St.	31	37	68
Montana St.	27	48	75

Points	In	Off	2nd	Fast	Bench
SEMO	24	15	7	19	32
MSU	28	19	15	14	9

Official Basketball Box Score -- Game Totals -- Final Statistics Webster University vs Southeast Missouri 12-04-21 2 p.m. at Show Me Center -- Cape Girardeau, Mo.



Webster University 64 • 1-5

#	Player		Total		3-Ptr		Rebounds			PF	TP	A	TO	Bk	Stl	Min
			FG-FGA	FG-FGA	FT-FTA	FT-FTA	Off	Def	Tot							
22	BECTION, Markus	r	2-6	0-0	2-5	1	2	3	6	1	1	0	0	0	0	28
34	MOORE, JR., Karl	r	3-4	0-0	3-4	7	5	12	4	9	0	0	0	0	0	23
03	COLEMAN, Jason	g	0-4	0-2	1-2	0	4	4	5	1	0	5	1	0	0	22
12	BROWN, JR., Wynne	g	9-21	4-6	4-5	1	3	4	2	26	1	6	0	2	0	36
14	MOORE, Mark	g	4-11	2-5	2-2	0	3	3	1	12	3	0	0	0	0	31
01	NUGENT, Javane	g	0-1	0-0	0-0	0	1	1	0	0	0	1	0	0	0	4
20	HAWKINS, Stephen	g	2-6	0-0	2-2	0	1	1	1	6	0	2	0	0	0	14
23	WOOLRIDGE, Bryce	g	0-1	0-0	0-2	0	1	1	1	0	3	0	0	0	0	15
25	WITASCHEK, Jacob	g	0-0	0-0	0-0	0	0	0	0	0	0	0	0	0	0	10
44	JONES, Nate	g	1-3	0-0	2-2	1	5	6	2	4	2	1	0	2	0	17
Team						4	4	8								
Totals			21-57	6-13	16-24	14	29	43	19	64	10	16	1	4	0	200

FG % 1st Half: 11-28 39.3% 2nd half: 10-29 34.5% Game: 21-57 36.8% Deadball Rebounds 4
3FG % 1st Half: 2-8 25.0% 2nd half: 4-5 80.0% Game: 6-13 46.2%
FT % 1st Half: 7-12 58.3% 2nd half: 9-12 75.0% Game: 16-24 66.7%

Southeast Missouri 76 • 4-4

Southwest Missouri 76-54-4

#	Player	Total		3-Ptr	Rebounds		PF	TP	A	TO	Bk	Stl	Min		
		FG-FGA	FG-FGA	FT-FTA	Off	Def									
10	PATTERSON, Manny	r	5-7	0-0	4-6	4	5	9	4	14	1	3	1	2	24
01	RUSSELL, Phillip	g	1-6	0-3	0-0	1	1	2	1	2	4	0	0	0	30
03	REED, JR., Eric	g	8-17	5-12	5-6	0	3	3	1	26	4	1	1	0	32
05	HARRIS, Chris	g	1-9	0-7	0-0	0	5	5	2	2	2	1	2	0	34
25	RUSSELL, Nygal	g	4-8	1-5	2-2	0	7	7	4	11	0	1	1	1	25
02	THOMPSON, Chase	g	0-4	0-2	1-2	2	1	3	0	1	0	0	0	1	6
11	NICHOLAS, DQ	g	4-7	0-2	2-3	1	2	3	4	10	3	1	0	3	25
14	JOHNSON, Nate	g	3-5	0-0	0-1	3	0	3	0	6	0	0	1	0	8
33	BRANSON, Dylan	g	2-4	0-1	0-1	2	2	4	2	4	0	1	1	2	16
Team			2	2	2										
Totals			28-67	6-32	14-21	15	26	41	18	76	14	8	7	9	200

FG % 1st Half: 13-33 39.4% 2nd half: 15-34 44.1% Game: 28-67 41.8% Deadball Rebounds 2
3FG % 1st Half: 2-16 12.5% 2nd half: 4-16 25.0% Game: 6-32 18.8%
FT % 1st Half: 6-9 66.7% 2nd half: 8-12 66.7% Game: 14-21 66.7%

Officials: Brett Miles, Rick Shoulders, Boyd Copeland
Technical fouls: Webster University-None. Southeast Missouri-None.
Attendance: 672

Score by periods	1st	2nd	Total
Webster University	31	33	64
Southeast Missouri	34	42	76

Points	In	Off	2nd	Fast	Bench
WU	24	12	18	2	10
SEMO	40	23	16	6	21



2021-22 SOUTHEAST MISSOURI BASKETBALL NOTES

TENNESSEE STATE // JAN. 20

Game
9

Evansville 73 Southeast Missouri 75

December 8, 2021 • Show Me Center • Cape Girardeau, Mo.



CAPE GIRARDEAU, Mo. -

Phillip Russell scored a career-high 24

points and Nygal Russell pulled down a career-best 15 rebounds to lead Southeast Missouri to an exciting 75-73 win over Evansville.

SEMO beat an NCAA Division I opponent at home for the first time this season and did so without its leading scorer in Eric Reed, Jr. who was inactive due to illness.

Neither team led by more than seven points in a game that went wire-to-wire with eight ties and 16 lead changes.

Knotted at 58-58 with nine minutes remaining, SEMO used a 7-0 run to get ahead, 65-58. P. Russell started the surge with a layup and

Nana Akenten followed with a 3-pointer before DQ Nicholas added two free throws.

SEMO again led by seven (67-60) following a layup by Chris Harris, but UE managed to pull to within two when Evan Kuhlman buried a 3-pointer with just over a minute (1:03) to go.

Jawaun Newton kept the Purple Aces within striking distance by knocking down two free throws to make it a 75-73 game with eight seconds on the clock.

P. Russell was later fouled and went to the free throw line for a 1-and-1 with three seconds. P. Russell missed the front end and Shamar Givance pulled down the rebound. Givance then launched a 3-pointer from the right side that went off the rim as time expired.

Game
10

Southeast Missouri 65 Purdue Fort Wayne 78

December 11, 2021 • Memorial Coliseum • Fort Wayne, Ind.



FORT WAYNE, Ind. -

Southeast Missouri saw a two-game

road winning streak end with a 78-65 loss to Horizon League member Purdue Fort Wayne at Memorial Coliseum.

SEMO, which never led in the game, had three players with double figures in the scoring column. Phillip Russell scored 17 points, while Eric Reed, Jr. added 14 and Chris Harris chipped in 11.

The Redhawks started slow missing eight of their first 11 field goals and their first five 3-point attempts of the contest.

After Reed, Jr. knocked down SEMO's first 3-pointer to tie things up at 15-15, PFW responded with an

11-0 run to build a 26-15 advantage. The Redhawks went scoreless for a period of five minutes during the Mastodons' surge.

SEMO later trailed, 30-20, when Dylan Branson scored eight points in a quick 1:26 to get the Redhawks within four. Branson buried a pair of 3-pointers and made a layup to make it a 32-28 game with 1:33 remaining in the first half.

Reed, Jr.'s free throw closed PFW's lead to 36-31 early in the second half, but that was as close as SEMO would get the rest of the way.

The Mastodons led by 18 (78-60) when Jarred Godfrey drove the lane for a layup with 1:30 to go.

Official Basketball Box Score -- Game Totals -- Final Statistics Evansville vs Southeast Missouri 12-08-21 6:30 p.m. at Show Me Center -- Cape Girardeau, Mo.

Evansville 73 • 4-8

#	Player	Total		3-Ptr	Rebounds			PF	TP	A	TO	Blk	Stl	Min
		FG	FGA		Off	Def	Tot							
10	KUHLMAN, Evan	1-7	1-6	0-0	1	6	7	2	3	6	0	2	0	27
34	SMITH, JR., Antoine	3-5	0-1	0-0	0	2	2	4	6	1	0	0	0	19
03	NEWTON, Jawaun	6-11	1-5	2-2	1	4	5	3	15	1	1	1	1	34
05	GIVANCE, Shamar	4-17	1-6	6-7	2	4	6	2	15	7	2	0	1	34
30	FREDERKING, Noah	5-13	3-11	2-3	0	3	3	0	15	0	0	0	1	35
00	BOBE, Gage	0-0	0-0	0-0	0	0	0	0	0	0	0	0	0	0+
02	SISLEY, Blake	1-2	1-1	0-0	0	0	0	1	3	0	0	1	0	14
13	BEAUCHAMP, Blaise	4-7	3-6	0-0	0	0	0	1	11	1	1	0	0	17
24	PHILLIPS, Preston	2-2	1-1	0-0	1	4	5	2	5	2	0	0	1	18
31	ENARUNA, Iven	0-1	0-0	0-2	0	0	0	0	0	0	0	0	0	2
Team					3	0	3							
Totals		26-65	11-37	10-14	8	23	31	15	73	18	4	4	4	200

FG % 1st Half: 16-34 47.1% 2nd half: 10-31 32.3% Game: 26-65 40.0% Deadball Rebounds 2
3FG % 1st Half: 5-16 31.3% 2nd half: 6-21 28.6% Game: 11-37 29.7%
FT % 1st Half: 1-4 25.0% 2nd half: 9-10 90.0% Game: 10-14 71.4%

Southeast Missouri 75 • 5-4

#	Player	Total		3-Ptr	Rebounds			PF	TP	A	TO	Blk	Stl	Min
		FG	FGA		Off	Def	Tot							
10	PATTERSON, Manny	1-5	0-0	4-4	2	5	7	1	6	1	3	0	0	18
25	RUSSELL, Nygal	2-2	1-1	2-2	0	15	15	3	7	3	2	0	0	35
01	RUSSELL, Phillip	10-16	2-4	2-3	0	4	4	1	24	4	2	0	2	35
05	HARRIS, Chris	5-10	2-3	0-0	0	1	1	4	12	4	2	0	0	35
11	NICHOLAS, DQ	6-8	1-1	4-4	0	0	0	1	17	3	0	0	0	34
02	THOMPSON, Chase	0-2	0-1	0-0	0	1	1	1	0	0	0	1	0	6
21	AKENTEN, Nana	3-9	1-5	0-0	0	4	4	3	7	0	0	0	0	25
33	BRANSON, Dylan	1-2	0-1	0-0	0	2	2	0	2	0	1	0	0	12
Team					2	1	3							
Totals		28-54	7-16	12-13	4	33	37	14	75	15	10	1	2	200

FG % 1st Half: 14-25 56.0% 2nd half: 14-29 48.3% Game: 28-54 51.9% Deadball Rebounds 0
3FG % 1st Half: 4-8 50.0% 2nd half: 3-8 37.5% Game: 7-16 43.8%
FT % 1st Half: 8-8 100.0% 2nd half: 4-5 80.0% Game: 12-13 92.3%

Officials: Tyler Kumpf, Steve Divine, Chase Shaw
Technical fouls: Evansville-None. Southeast Missouri-None.
Attendance: 690

Score by periods	1st	2nd	Total
Evansville	38	35	73
Southeast Missouri	40	35	75

	Points	In Paint	Off T/O	2nd Chance	Fast Break	Bench
UE	24	2	10	0	19	
SEMO	36	2	5	4	9	

Official Basketball Box Score -- Game Totals -- Final Statistics Southeast Mo. St. vs Purdue Fort Wayne 12-11-21 1 p.m. at Memorial Coliseum -- Fort Wayne, Ind.



Southeast Mo. St. 65 • 5-5,0-0 OVC

#	Player	Total		3-Ptr	Rebounds			PF	TP	A	TO	Blk	Stl	Min
		FG	FGA		Off	Def	Tot							
10	PATTERSON, Manny	2-3	0-0	1-2	1	1	2	1	5	1	3	0	0	13
01	RUSSELL, Phillip	5-9	1-3	6-7	0	2	2	3	17	1	1	0	2	30
03	REED, JR., Eric	5-10	1-3	3-5	1	1	2	1	14	2	1	0	1	28
05	HARRIS, Chris	4-12	1-5	2-2	1	5	6	2	11	3	4	0	1	35
11	NICHOLAS, DQ	3-6	0-1	0-0	1	4	5	4	6	2	1	0	0	36
02	THOMPSON, Chase	0-0	0-0	0-0	0	0	0	0	0	0	0	0	0	2
14	JOHNSON, Nate	2-2	0-0	0-2	0	1	1	3	4	0	0	1	0	14
21	AKENTEN, Nana	0-6	0-4	0-0	1	1	2	3	0	0	0	1	1	15
33	BRANSON, Dylan	3-6	2-4	0-0	0	4	4	3	8	1	1	0	0	27
Team					0	1	1							
Totals		24-54	5-20	12-18	5	20	25	20	65	10	12	1	6	200

FG % 1st Half: 12-32 37.5% 2nd half: 12-22 54.5% Game: 24-54 44.4% Deadball Rebounds 6
3FG % 1st Half: 3-14 21.4% 2nd half: 2-6 33.3% Game: 5-20 25.0%
FT % 1st Half: 3-3 100.0% 2nd half: 9-15 60.0% Game: 12-18 66.7%

Purdue Fort Wayne 78 • 5-5,1-1 Horizon

#	Player	Total		3-Ptr	Rebounds			PF	TP	A	TO	Blk	Stl	Min
		FG	FGA		Off	Def	Tot							
00	Bobby Planutis	3-5	2-4	0-0	1	2	3	0	8	2	0	0	0	26
03	Ra Kpedi	2-2	0-0	4-6	2	3	5	3	8	0	1	0	0	23
01	Jarred Godfrey	6-11	2-5	2-3	0	2	2	4	16	4	3	0	1	29
02	Damian Chong Qui	1-6	1-2	0-0	0	3	3	1	3	3	2	0	0	33
05	Jalon Pipkins	10-14	2-4	2-3	0	3	3	1	24	1	5	0	1	34
04	Jarvis Walker	0-2	0-1	0-0	0	1	1	1	0	1	1	0	0	10
02	Johnathan DeJurnett	2-2	0-0	3-3	1	1	2	4	7	0	1	0	0	6
10	JoJo Peterson	1-2	0-1	2-2	0	0	0	0	4	0	1	0	0	5
15	Deonte Billups	2-5	2-4	2-2	0	4	4	1	8	2	1	2	1	23
23	RJ Ogom	0-0	0-0	0-0	0	1	1	0	0	0	0	0	0	3
34	Cameron Benford	0-0	0-0	0-0	0	1	1	4	0	0	1	0	0	8
Team					0	4	4							
Totals		27-49	9-21	15-19	4	25	29	19	78	13	16	2	3	200

FG % 1st Half: 13-25 52.0% 2nd half: 14-24 58.3% Game: 27-49 55.1% Deadball Rebounds 2
3FG % 1st Half: 6-15 40.0% 2nd half: 3-6 50.0% Game: 9-21 42.9%
FT % 1st Half: 4-5 80.0% 2nd half: 11-14 78.6% Game: 15-19 78.9%

Officials: Jon Campbell, Chad Barlow, Edwin Young
Technical fouls: Southeast Mo. St.-REED, JR., Eric. Purdue Fort Wayne-None.
Attendance: 1073
2021-22 Men's Basketball. Round: 0. Purdue Fort Wayne vs Southeast Mo. St., PI

Score by periods	1st	2nd	Total
Southeast Mo. St.	30	35	65
Purdue Fort Wayne	36	42	78

	Points	In Paint	Off T/O	2nd Chance	Fast Break	Bench
SEMO	36	13	5	10	12	
Pur-FW	28	16	9	5	19	



Game 11

Southeast Missouri 55 Southern Illinois 80

December 15, 2021 • Banterra Center • Carbondale, Ill.



CARBONDALE, Ill. - Southeast Missouri scored a season-low 55 points in an 80-55 loss to longtime

rival Southern Illinois during the 119th all-time meeting between the schools.

SEMO fell to its sixth loss against a SIU team which shot 58.7 percent (27-of-46) from the field and buried 12 three-pointers for the night.

The Redhawks started strong scoring six of the game's first eight points and led 6-2 after Chris Harris drove the lane for a layup with 17:15 left in the opening half.

The Salukis, after making seven of their first nine field goals, stayed hot throughout the half shooting

54.5 percent (12-of-22) en route to its 29-23 halftime advantage. SIU capitalized on a stretch where SEMO missed eight of nine shots. As a result, the Salukis used an 8-0 run to build a 24-13 lead, its biggest of the first half. Nate Johnson's turnaround jumper ended the Redhawks cold spell at the 5:56 mark.

The Salukis didn't let up in the second half and shot even better at a 64 percent clip. SIU made 16-of-25 field goals and drained 10 of its 3-pointers in the final 20 minutes.

Harris led three Redhawks in double figures with 12 points, while Russell and Reed, Jr. finished with 10 apiece.

Game 12

Southeast Missouri 77 Pepperdine 83

December 18, 2021 • Firestone Fieldhouse • Malibu, Calif.



MALIBU, Calif. -

Phillip Russell scored a career-high 25 points and Nygal Russell added a double-double 15 points and 10 rebounds as Southeast Missouri came up short in an 83-77 loss to Pepperdine at Firestone Fieldhouse.

P. Russell, who scored 20 of his points in the second half alone, finished with over 20 points for the third time this season. N. Russell turned in his team-best second double-double of the 2021-22 campaign.

Down 35-30 at halftime, SEMO scored on its first seven possessions of the second half and used a 16-2 run to build a 46-37 lead, its largest of the night.

Dylan Branson made the first of

his two second-half threes to begin the ferocious surge. Sam Thompson added four points and P. Russell scored five to also help key the surge that ended on Russell's own jumper with 16:33 remaining.

After SEMO led, 52-47, following a 3-pointer by N. Russell, the Waves responded with a 19-2 run that proved to be the difference in the end.

In the final 1:09 of the contest, SEMO was within two possessions a total of seven times, but couldn't catch PU.

As a team, SEMO shot 52.6 percent (30-of-57) from the field for the game and a blazing 60 percent (18-of-30) in the final 20 minutes.

Official Basketball Box Score -- Game Totals -- Final Statistics Southeast Mo. St. vs Southern Ill. 12-15-21 7 p.m. at Banterra Center -- Carbondale, Ill.



Southeast Mo. St. 55 • 5-6,0-0 OVC

#	Player	Total		3-Ptr		Rebounds			PF	TP	A TO Blk Stl				Min
		FG-FGA	FG-FGA	FT-FTA	FT-FTA	Off	Def	Tot							
10	PATTERSON, Manny	1-5	0-0	0-0	0-0	2	2	4	3	2	0	1	0	1	13
01	RUSSELL, Phillip	4-12	2-8	0-0	0-0	2	1	3	1	10	3	5	0	0	33
03	REED, JR., Eric	4-14	2-6	0-0	0-0	0	2	2	1	10	0	1	0	2	36
05	HARRIS, Chris	5-10	1-3	1-1	0-0	0	0	0	0	12	0	1	0	2	27
25	RUSSELL, Nygal	3-7	2-3	0-0	0-0	4	3	7	2	8	3	1	1	1	30
02	THOMPSON, Chase	0-1	0-0	0-0	0-0	0	0	0	0	0	0	0	0	0	5
11	NICHOLAS, DQ	2-4	0-1	1-2	0-0	0	0	0	1	5	0	0	0	0	11
14	JOHNSON, Nate	1-1	0-0	0-0	0-0	0	1	1	2	2	1	3	0	0	11
21	AKENTEN, Nana	1-4	1-3	1-1	1-3	4	2	4	0	0	0	1	1	1	17
33	BRANSON, Dylan	1-1	0-0	0-0	0-0	1	3	4	1	2	2	1	1	0	17
Team						1	0	1							
Totals		22-59	8-24	3-4	3-4	11	15	26	13	55	9	14	3	7	200

FG % 1st Half: 9-28 32.1% 2nd half: 13-31 41.9% Game: 22-59 37.3%
3FG % 1st Half: 3-10 30.0% 2nd half: 5-14 35.7% Game: 8-24 33.3%
FT % 1st Half: 2-3 66.7% 2nd half: 1-1 100.0% Game: 3-4 75.0%

Southern Ill. 80 • 6-4,1-0 MVC

#	Player	Total			3-Ptr		Rebounds			PF	TP	A				Min
		FG-FGA	FG-FGA	FT-FTA	Off	Def	Tot	TO	Blk			Stl				
01	Marcus Domask	f	5-10	2-4	4-4	2	5	7	0	16	8	3	1	3	38	
11	J.D. Muila	c	1-2	0-0	0-0	0	0	0	0	2	0	0	0	1	7	
05	Lance Jones	g	3-8	2-6	0-0	0	4	4	3	8	4	1	0	2	20	
22	Steven Verplancken	g	6-7	5-6	0-0	1	5	6	1	17	1	1	0	1	33	
25	Ben Coupet Jr.	g	5-9	1-2	4-4	0	1	1	1	15	1	3	1	0	33	
03	Dalton Banks		3-3	1-1	0-0	0	5	5	1	7	3	1	0	1	29	
10	Ben Harvey		1-2	1-1	0-0	0	0	0	0	3	0	0	1	0	13	
14	Kyler Filewich		4-5	0-0	4-6	0	5	5	1	12	2	2	0	1	18	
23	Troy D'Amico		0-1	0-0	0-0	0	0	0	2	0	0	1	0	0	9	
Team						0	2	2				1				
Totals			28-47	12-20	12-14	3	27	30	9	80	19	13	3	9	200	

FG % 1st Half: 12-22 54.5% 2nd half: 16-25 64.0% Game: 28-47 59.6%
3FG % 1st Half: 2-6 33.3% 2nd half: 10-14 71.4% Game: 12-20 60.0%
FT % 1st Half: 3-4 75.0% 2nd half: 9-10 90.0% Game: 12-14 85.7%

Officials: Jeb Hartness, Antonio Petty, Rick Crawford
Technical fouls: Southeast Mo. St.-None. Southern Ill.-None.
Attendance: 4030
2021-22 Men's Basketball. Round: 0. Southeast Mo. St. vs Southern Ill.. Played

Score by periods	1st	2nd	Total
Southeast Mo. St.	23	32	55
Southern Ill.	29	51	80

Points	In	Off	2nd	Fast	Bench
SEMO	18	7	11	4	13
SIU	32	13	6	9	22

Official Basketball Box Score -- Game Totals -- Final Statistics Southeast Mo. St. vs Pepperdine 12-18-21 5 p.m. at Firestone Fieldhouse -- Malibu, Calif.



Southeast Mo. St. 77 • 5-7,0-0 OVC

#	Player		Total		3-Ptr		Rebounds			PF	TP	A TO Blk Stl				Min
			FG-FGA	FG-FGA	FT-FTA	FT-FTA	Off	Def	Tot							
10	PATTERSON, Manny	f	0-1	0-0	0-0	1	0	1	1	0	0	0	0	0	3	
01	RUSSELL, Phillip	g	9-14	4-6	3-5	1	0	1	4	25	1	5	0	4	35	
03	REED, JR., Eric	g	3-10	0-5	0-0	0	1	1	4	6	1	6	0	0	26	
25	RUSSELL, Nygal	g	5-9	3-6	2-2	0	10	10	3	15	4	3	0	2	34	
33	BRANSON, Dylan	g	2-4	2-3	0-0	0	5	5	4	6	5	3	0	0	30	
02	THOMPSON, Chase		0-0	0-0	0-0	0	0	0	0	0	0	0	0	1	2	
05	HARRIS, Chris		3-7	1-4	1-2	0	1	1	0	8	6	2	0	0	22	
14	JOHNSON, Nate		2-3	0-0	0-0	0	1	1	2	1	4	0	0	0	12	
20	THOMPSON, Sam		6-7	0-0	1-1	1	1	2	3	1	13	0	0	0	23	
21	AKENTEN, Nana		0-2	0-2	0-0	0	4	4	1	0	0	2	0	0	13	
	Team						1	0	1							
Totals			30-57	10-26	7-10	5	24	29	19	77	17	21	0	7	200	

FG % 1st Half: 12-27 44.4% 2nd half: 18-30 60.0% Game: 30-57 52.6%
3FG % 1st Half: 2-9 22.2% 2nd half: 8-17 47.1% Game: 10-26 38.5%
FT % 1st Half: 4-5 80.0% 2nd half: 3-5 60.0% Game: 7-10 70.0%

Pepperdine 83 • 5-8,0-0 WCC

Pepperdine 83 v 5-8, 8-0 WCC															
#	Player	Total		3-Ptr		Rebounds			PF	TP	A TO Blk Stl				Min
		FG-FGA	FG-FGA	FT-FTA	FT-FTA	Off	Def	Tot							
03	Keith Fisher III	f	3-10	0-3	1-2	4	9	13	2	7	1	3	0	0	33
31	Jan Zidek	f	5-11	1-3	4-5	2	2	4	1	15	0	0	0	1	20
00	Houston Mallette	g	4-13	2-8	0-0	0	2	2	1	10	0	0	0	0	27
01	Mike Mitchell Jr.	g	3-8	3-5	2-2	0	2	2	1	11	6	2	0	3	29
05	Jade Smith	g	6-7	0-0	0-0	2	4	6	4	12	5	2	0	1	29
02	Darryl Polk Jr.		3-4	2-2	5-6	0	2	2	0	13	4	2	0	2	27
12	Kendall Munson		1-2	0-0	2-2	1	1	2	0	4	1	1	0	0	8
22	Majok Deng		0-1	0-1	0-0	0	0	0	0	0	0	0	0	0	1
24	Maxwell Lewis		2-6	0-1	0-0	0	0	0	2	4	0	3	0	1	7
34	Victor Ohia Obioha		2-3	0-0	3-4	4	1	5	2	7	2	2	1	0	19
	Team					2	1	3			1				
	Totals		29-65	8-23	17-21	15	24	39	13	83	19	16	1	8	200

FG % 1st Half: 15-38 39.5% 2nd half: 14-27 51.9% Game: 29-65 44.6%
3FG % 1st Half: 3-12 25.0% 2nd half: 5-11 45.5% Game: 8-23 34.8%
FT % 1st Half: 2-2 100.0 2nd half: 15-19 78.9% Game: 17-21 81.0%

Officials: Kurt Walker, Deron White, Frank Harvey III
Technical fouls: Southeast Mo. St.-None. Pepperdine-None.
Attendance: 437
2021-22 Men's Basketball. Round: 0. Pepperdine vs Southeast Mo. St.. Played at

Score by periods	1st	2nd	Total
Southeast Mo. St.	30	47	77
Pepperdine	35	48	83

Points	In	Off	2nd	Fast	Bench
SEMO	30	15	4	6	25
PEP	36	27	19	12	28



2021-22 SOUTHEAST MISSOURI BASKETBALL NOTES

TENNESSEE STATE // JAN. 20

Game
13

Southeast Missouri 68 California Baptist 84

December 21, 2021 • CBU Events Center • Riverside, Calif.

CBU

RIVERSIDE, Calif. -

Ty Rowell dropped in 24 points to lead California Baptist

to an 84-68 win over Southeast Missouri at the CBU Events Center.

SEMO was led by reigning Ohio Valley Conference Freshman of the Week Phillip Russell's 17 points.

The Redhawks led for 6:39 of the game and that was it. During that time, SEMO was ahead by five points on three occasions early in the first half.

Russell made a 3-pointer to put the Redhawks up, 11-6, before Nate Johnson scored on a hook shot and Eric Reed, Jr. gave SEMO a 15-10 cushion on a jumper with 13:46 remaining.

After Russell scored to give SEMO a 20-18 edge, the Redhawks fell into a cold spell. As a result, the Redhawks missed 10 of 11 field goals and went scoreless for 3:43.

Meanwhile, CBU capitalized with a 13-0 run to take a 31-20 lead.

Powell, who went over 1,000 points in his CBU career, stuck a 3-pointer to finish off the jaunt with 5:37 to go.

CBU later widened its lead to 12 twice in the final four minutes of the first half before taking a 43-34 advantage at the break.

The Lancers started the second half with a 10-4 surge to quickly push their lead to 15 (53-38).

SEMO managed to get within eight but that was the last time the Lancer lead dipped below double figures.

Game
14

Southeast Missouri 81 Murray State 106

December 30, 2021 • CFSB Center • Murray, Ky.



MURRAY, Ky. -

Justice Hill scored 26 points and KJ Williams added a double-double 21

points and 11 rebounds to lead Murray State a 106-81 win over Southeast Missouri in the Ohio Valley Conference opener for both teams.

MSU scored over 100 points in a game for the third time and pushed its home record to 7-0 this season.

The Racers, who led the entire game, rallied behind Hill's hot hand to seize the momentum early.

Hill nailed his first four 3-pointers of the game and scored 12 points in the opening 4:34 of play to help the Racers grab a 15-6 advantage.

After Eric Reed, Jr. drove the lane for a layup, Phillip Russell buried a 3-pointer to get SEMO within four (15-11) with 14:49 remaining in the first half.

The Redhawks twice cut MSU's lead to six on a 3-pointer by Chris Harris (30-24) and layup by Sam Thompson (32-26) before the Racers widened their lead to double-digits on a 3-pointer by Tevin Brown that made it a 37-26 ballgame at the 8:37 mark.

MSU then used a 7-0 run in a quick 53 seconds to run its lead to 19 as the Racers headed into the

MSU picked up where it left off in the second half going on an 11-0 run to take a 74-45 lead. SEMO didn't cut the Racers lead to under 20 points the rest of the way.

Official Basketball Box Score -- Game Totals -- Final Statistics Southeast Mo. St. vs California Baptist 12-21-21 7 p.m. at CBU Events Center -- Riverside, Calif.



Southeast Mo. St. 68 • 5-8,0-0 OVC

#	Player	Total		3-Ptr	FG-FGA	FT-FTA	Rebounds			PF	TP	A	TO	Blk	Stl	Min
		FG-FGA	FG-FGA				Off	Def	Tot							
20	THOMPSON, Sam	r	2-6	0-0	2-4	6	2	4	6	2	6	0	0	0	2	21
01	RUSSELL, Phillip	g	6-13	3-8	2-6	3	2	5	2	17	1	2	0	1	1	34
03	REED, JR., Eric	g	4-14	1-8	2-2	0	4	4	3	11	3	2	0	1	1	36
25	RUSSELL, Nygal	g	3-9	1-5	1-2	2	5	7	3	8	1	1	1	0	1	35
33	BRANSON, Dylan	g	0-1	0-0	0-0	0	3	3	5	0	2	2	0	0	1	26
05	HARRIS, Chris	g	4-9	2-4	6-8	0	4	4	0	16	3	0	0	0	0	21
10	PATTERSON, Manny	g	1-2	0-0	0-0	1	3	4	2	2	0	0	0	0	1	9
14	JOHNSON, Nate	g	2-4	0-0	4-5	0	1	1	1	8	0	1	0	0	0	9
21	AKENTEN, Nana	g	0-6	0-4	0-0	1	0	1	1	0	1	0	0	0	0	9
	Team						0	0	0							
	Totals		22-64	7-29	17-27	9	26	35	19	68	11	8	1	6	200	

FG % 1st Half: 13-37 35.1% 2nd half: 9-27 33.3% Game: 22-64 34.4%
3FG % 1st Half: 4-15 26.7% 2nd half: 3-14 21.4% Game: 7-29 24.1%
FT % 1st Half: 4-7 57.1% 2nd half: 13-20 65.0% Game: 17-27 63.0%

California Baptist 84 • 9-3,0-0 WAC

#	Player	Total		3-Ptr	FG-FGA	FT-FTA	Rebounds			PF	TP	A	TO	Blk	Stl	Min
		FG-FGA	FG-FGA				Off	Def	Tot							
20	Daniel Akin	r	7-10	0-0	3-4	2	12	14	4	17	2	3	2	0	1	32
01	Taran Armstrong	g	0-1	0-1	0-0	0	1	1	1	0	4	2	0	1	1	10
05	Reed Nottage	g	5-11	2-8	1-2	0	3	3	5	13	5	2	0	2	2	28
13	Chance Hunter	g	4-8	2-5	5-9	2	6	8	2	15	0	2	2	0	0	27
25	Ty Rowell	g	8-13	6-9	2-2	0	4	4	3	24	6	3	0	0	0	37
00	Tyree Campbell	g	0-0	0-0	0-0	0	0	0	0	0	0	0	0	0	0	1
02	Freddie Dybala	g	0-0	0-0	0-0	0	1	1	0	0	0	1	0	0	0	2
04	Elijah Thomas	g	2-4	1-2	1-2	2	2	4	4	6	2	0	0	0	0	24
11	Tre Armstrong	g	4-13	1-8	0-0	1	6	7	0	9	2	0	0	1	1	31
21	Malik Wade	g	0-0	0-0	0-0	0	1	1	2	0	1	0	0	0	0	5
32	Juhlannei Stone	g	0-2	0-0	0-0	0	0	0	0	0	0	0	1	0	0	3
	Team						1	1	2							
	Totals		30-62	12-33	12-20	8	37	45	21	84	22	13	5	4	200	

FG % 1st Half: 15-33 45.5% 2nd half: 15-29 51.7% Game: 30-62 48.4%
3FG % 1st Half: 7-16 43.8% 2nd half: 5-17 29.4% Game: 12-33 36.4%
FT % 1st Half: 6-9 66.7% 2nd half: 6-11 54.5% Game: 12-20 60.0%

Officials: Coban Lopez, Rick Batsell, John Paul Guerrero
Technical fouls: Southeast Mo. St.-None. California Baptist-Taran Armstrong.
Attendance: 2220
2021-22 Men's Basketball. Round: 0. California Baptist vs Southeast Mo. St. - P

Score by periods	1st	2nd	Total
Southeast Mo. St.	34	34	68
California Baptist	43	41	84

	In	Off	2nd	Fast	Bench
Points	26	13	3	12	26
SEMO	30	10	11	5	15
CBU					

Official Basketball Box Score -- Game Totals -- Final Statistics Southeast Mo. St. vs Murray St. 12-30-21 7 p.m. at CFSB Center -- Murray, Ky.



Southeast Mo. St. 81 • 5-9,0-1 OVC

#	Player	Total		3-Ptr	FG-FGA	FT-FTA	Rebounds			PF	TP	A	TO	Blk	Stl	Min
		FG-FGA	FG-FGA				Off	Def	Tot							
20	THOMPSON, Sam	r	2-3	0-0	0-0	1	1	2	2	4	0	0	1	0	1	24
01	RUSSELL, Phillip	g	3-14	1-8	8-8	2	1	3	2	15	6	4	0	1	1	34
03	REED, JR., Eric	g	8-14	4-9	0-2	1	1	2	1	20	0	3	0	0	0	33
25	RUSSELL, Nygal	g	1-8	1-4	2-3	1	2	3	2	5	4	1	1	0	1	21
33	BRANSON, Dylan	g	2-4	1-3	2-2	1	5	6	2	7	1	3	0	1	1	20
05	HARRIS, Chris	g	4-8	3-5	4-4	0	4	4	1	15	3	2	0	0	1	27
10	PATTERSON, Manny	g	1-2	0-0	2-2	0	0	0	4	4	0	1	0	0	0	10
13	LONG, Parker	g	1-3	1-2	0-0	1	1	2	1	3	0	0	0	1	1	13
14	JOHNSON, Nate	g	2-2	0-0	1-2	0	0	0	3	5	0	0	0	0	0	7
21	AKENTEN, Nana	g	1-7	1-4	0-0	4	2	6	1	3	1	1	0	0	0	11
	Team						2	4	6							
	Totals		25-65	12-35	19-23	13	21	34	19	81	15	15	2	4	200	

FG % 1st Half: 13-29 44.8% 2nd half: 12-36 33.3% Game: 25-65 38.5%
3FG % 1st Half: 6-14 42.9% 2nd half: 6-21 28.6% Game: 12-35 34.3%
FT % 1st Half: 8-9 88.9% 2nd half: 11-14 78.6% Game: 19-23 82.6%

Murray St. 106 • 11-2,1-0 OVC

#	Player	Total		3-Ptr	FG-FGA	FT-FTA	Rebounds			PF	TP	A	TO	Blk	Stl	Min
		FG-FGA	FG-FGA				Off	Def	Tot							
00	Demarcus Sharp	r	8-14	2-3	3-4	3	8	11	1	21	1	1	1	1	1	26
55	DJ Burns	g	3-4	0-0	3-4	4	6	10	1	9	1	2	1	0	0	20
10	Tevin Brown	g	4-13	3-8	6-7	0	2	2	2	17	5	3	1	4	3	31
13	Carter Collins	g	0-1	0-0	1-2	0	2	2	1	1	1	0	0	1	1	24
14	Justice Hill	g	9-15	6-10	2-2	0	1	1	3	26	5	1	0	1	1	29
02	Isiah Mosley	g	2-4	0-1	1-1	0	1	1	4	5	0	2	0	0	0	14
01	Trae Hannibal	g	6-8	0-0	3-4	1	1	2	2	15	2	3	0	1	1	17
04	Ja'Monta Black	g	0-0	0-0	1-2	0	0	0	0	1	0	0	0	0	0	2
25	Lu'cye Patterson	g	0-1	0-0	0-0	0	0	0	0	1	0	0	0	0	0	2
30	Jordan Skipper-Brown	g	3-3	0-0	2-2	1	6	7	3	8	1	1	1	1	1	20
32	Nicholas McMullen	g	1-1	0-0	1-2	0	2	2	1	3	0	1	1	0	0	13
33	Dawson Carper	g	0-0	0-0	0-0	0	0	0	0	0	0	0	0	0	0	2
	Team						1	1	2							
	Totals		36-64	11-23	23-30	10	30	40	19	106	16	14	5	9	200	

FG % 1st Half: 19-32 59.4% 2nd half: 17-32 53.1% Game: 36-64 56.3%
3FG % 1st Half: 8-13 61.5% 2nd half: 3-10 30.0% Game: 11-23 47.8%
FT % 1st Half: 13-16 81.3% 2nd half: 10-14 71.4% Game: 23-30 76.7%

Officials: Kelly Davis, Andrew Walton, John St. Clair
Technical fouls: Southeast Mo. St.-RUSSELL, Nygal. Murray St.-Jordan Skipper-Brown.
Attendance: 3630
2021-22 Men's Basketball. Round: 0. Murray St. vs Southeast Mo. St. - Played at

Score by periods	1st	2nd	Total
Southeast Mo. St.	40	41	81
Murray St.	59	47	106

	In	Off	2nd	Fast	Bench
Points	22	19	10	14	30
SEMO	46	25	12	24	32
MSU					



Game 15

Austin Peay 79 Southeast Missouri 98

January 1, 2022 • Show Me Center • Cape Girardeau, Mo.



CAPE GIRARDEAU, Mo. -

Eric Reed, Jr. dropped in a career-high 34 points and

Southeast Missouri knocked down 17 three-pointers in a dominating 98-79 win over Austin Peay at the Show Me Center.

SEMO picked up its first Ohio Valley Conference win of the season in a matchup where it never trailed for 40 minutes.

The Redhawks stormed out of the gate and built a 17-3 lead in the first 5:29 of the contest.

SEMO scored the first eight points of the game with six coming from a 3-pointer on back-to-back possessions by Phillip Russell. Reed,

Jr. later capped the surge with a 3-pointer of his own giving SEMO its 14-point advantage with 14:31 remaining in the first half.

The Redhawks increased their lead to 34-17 when Dylan Branson split a pair of free throws at the 5:29 mark before APSU narrowed SEMO's margin to 42-31 at the intermission.

SEMO outscored the Governors, 24-3, from 3-point range and shot 57.9 percent (11-of-19) from the field in their ferocious opening stanza. Reed, Jr. knocked down four of SEMO's eight 3-pointers and scored 17 of his points in the first 20 minutes of play.

SEMO's lead didn't dip below double-digits for the final 11:25 of the game.

Game 16

Southeast Missouri 62 Belmont 102

January 6, 2022 • Curb Event Center • Nashville, Tenn.



NASHVILLE, Tenn. -

Eric Reed, Jr. scored 22 point, Nana Akenten

added 16 off the bench and Sam Thompson pitched in 10 as Southeast Missouri fell to Ohio Valley Conference preseason favorite Belmont 102-62.

Five days after dropping a career-best 34 points vs. Austin Peay, Reed, Jr. gave SEMO a nice start. Reed, Jr. made his first four 3-pointers and ended up with six to go along with all of his points in the first half.

But, the rest of his teammates accounted for a combined 11 points and that wasn't enough to keep the Redhawks in the game.

After DQ Nicholas made a layup to put SEMO ahead, 23-21, BU immediately seized control and never let up.

The Bruins responded with a 16-0 run while the Redhawks missed six-straight field goals until Nicholas' jumper with a little under seven minutes left.

BU went on to outscore SEMO, 29-5, in a nine-minute stretch and, as a result, ran their lead to 57-33 at the intermission.

The Bruins kept the pedal down in the second half and led by as many as 46 before putting their 11th win on ice.

Official Basketball Box Score -- Game Totals -- Final Statistics Austin Peay vs Southeast Missouri 01-01-22 4:35 p.m. at Show Me Center -- Cape Girardeau, Mo.



Austin Peay 79 • 4-8, 0-2 OVC

#	Player	Total			3-Ptr		Rebounds			PF	TP	A	To	Blk	Stl	Min
		FG-FGA	FG-FGA	FT-FTA	Off	Def	Tot									
03	STONE-CARRAWELL, C.	f	8-15	1-5	1-4	1	3	4	3	18	2	2	0	2	31	
04	COPELAND, Cameron	f	4-7	1-3	2-4	1	2	3	0	11	2	3	0	2	24	
24	HUTCHINS-EVERETT, E	c	2-8	0-2	4-7	3	6	9	2	8	3	2	1	1	24	
01	PAEZ, Carlos	e	3-6	0-2	4-4	0	1	1	4	10	4	0	0	0	19	
55	SILVER, Tariq	g	3-8	2-6	3-4	0	1	1	5	11	2	2	0	1	26	
00	WALKER, Elton		3-6	0-0	1-2	3	0	3	3	7	0	0	0	3	19	
02	SCOTT, Noel		1-2	0-0	0-2	2	1	3	2	2	1	2	0	1	10	
05	CALDERON, Drew		1-4	1-3	2-3	0	2	2	2	5	1	0	0	0	16	
10	WARE, Jalen		0-0	0-0	0-0	0	0	0	0	0	0	0	0	0	3	
14	PEAVY, DJ		0-2	0-0	3-5	1	2	3	2	3	0	0	0	0	13	
22	WOODARD, Alec		1-3	0-0	2-3	1	1	2	2	4	0	0	0	0	15	
	Team					2	2	3			1					
	Totals		26-61	5-21	22-38	14	20	34	25	79	15	12	1	11	200	

FG % 1st Half: 11-33 33.3% 2nd half: 15-28 53.6% Game: 26-61 42.6% Deadball Rebounds 10
3FG % 1st Half: 1-10 10.0% 2nd half: 4-11 36.4% Game: 5-21 23.8%
FT % 1st Half: 8-14 57.1% 2nd half: 14-24 58.3% Game: 22-38 57.9%

Southeast Missouri 98 • 6-9, 1-1 OVC

#	Player	Total	3-Ptr	Rebounds			PF	TP	A	To	Blk	Stl	Min
		FG-FGA	FG-FGA	FT-FTA	Off	Def	Tot						
20	THOMPSON, Sam	f 3-4	0-0	1-2	2	4	6	4	7	0	6	1	0
33	BRANSON, Dylan	f 0-1	0-0	4-6	1	3	4	4	4	6	1	1	25
01	RUSSELL, Phillip	g 5-9	5-7	5-6	0	0	0	5	20	2	3	0	1
03	REED, JR., Eric	g 9-16	7-11	9-10	0	8	8	3	34	5	2	0	1
25	RUSSELL, Nygal	g 4-8	1-2	0-0	1	3	4	4	9	2	2	0	0
05	HARRIS, Chris	0-1	0-1	0-0	0	2	2	0	0	1	2	0	0
10	PATTERSON, Manny	0-0	0-0	1-2	0	0	0	4	1	0	2	2	0
11	NICHOLAS, DQ	2-5	1-2	9-10	0	3	3	2	14	3	1	0	1
13	LONG, Parker	1-1	1-1	0-0	0	0	0	1	3	0	0	0	0
21	AKENTEN, Nana	2-4	2-4	0-0	0	2	2	1	6	0	0	1	0
	Team				2	2	4						
Totals		26-49	17-28	29-36	6	27	33	28	98	19	19	5	3
					28	98							200

FG % 1st Half: 11-19 57.9% 2nd half: 15-30 50.0% Game: 26-49 53.1% Deadball Rebounds 4
3FG % 1st Half: 8-13 61.5% 2nd half: 9-15 60.0% Game: 17-28 60.7%
FT % 1st Half: 12-16 75.0% 2nd half: 17-20 85.0% Game: 29-36 80.6%

Officials: Greg Rennegar, John Dillon, Alex Manuel
Technical fouls: Austin Peay-SILVER, Tariq; STONE-CARRAWELL, C.; SCOTT, Noel. Southeast Missouri-None.
Attendance: 580

Score by periods	1st	2nd	Total
Austin Peay	31	48	79
Southeast Missouri	42	56	98

	In Paint	Off T/O	2nd Chance	Fast Break	Bench
Points APSU	30	17	14	6	21
SEMO	14	14	6	2	24

Official Basketball Box Score -- Game Totals -- Final Statistics Southeast Mo. St. vs Belmont 01-06-22 7:30 pm at Curb Event Center -- Nashville, Tenn.



Southeast Mo. St. 62 • 6-10, 1-2 OVC

#	Player	Total			3-Ptr		Rebounds			PF	TP	A	TO	Blk	Stl	Min
		FG-FGA	FG-FGA	FT-FTA	Off	Def	Total									
20	THOMPSON, Sam	f	5-8	0-0	0-0	2	2	4	3	10	0	2	1	0	20	
01	RUSSELL, Phillip	g	0-8	0-5	0-0	0	2	2	0	0	1	0	0	1	19	
03	REED, JR., Eric	g	6-11	6-7	4-4	2	1	3	1	22	0	3	1	0	31	
25	RUSSELL, Nygal	g	1-5	1-5	0-0	2	3	5	1	3	3	1	0	0	17	
33	BRANSON, Dylan	g	0-1	0-1	0-0	1	2	3	0	0	2	2	0	0	14	
02	THOMPSON, Chase		0-2	0-1	0-0	0	0	0	0	0	1	0	0	0	7	
05	HARRIS, Chris		0-8	0-4	0-0	1	0	1	0	0	0	2	0	1	18	
10	PATTERSON, Manny		2-4	0-0	0-0	0	1	1	1	4	1	1	1	0	13	
11	NICHOLAS, DQ		2-5	0-0	0-0	1	2	3	2	4	3	2	0	1	21	
13	LONG, Parker		0-2	0-1	0-1	0	1	1	0	0	4	1	0	0	17	
21	AKENTEN, Nana		6-8	5-7	2-3	0	3	3	2	19	0	1	1	1	23	
Team						2	1	3								
Totals			22-62	12-31	6-8	11	18	29	10	62	15	15	4	4	200	

FG % 1st Half: 11-28 39.3% 2nd half: 11-34 32.4% Game: 22-62 35.5% Deadball Rebounds 1
3FG % 1st Half: 7-17 41.2% 2nd half: 5-14 35.7% Game: 12-31 38.7%
FT % 1st Half: 4-4 100.0% 2nd half: 2-4 50.0% Game: 6-8 75.0%

Belmont 102 • 11-3, 1-0 OVC

#	Player	Total		3-Ptr		Rebounds		PF	TP	A	TO	Blk	Stl	Min	
		FG-FGA	FG-FGA	FT-FTA	Off	Def	Tot								
33	Nick Muszynski	c	7-12	1-2	2-2	1	2	3	1	17	3	1	2	0	19
02	Grayson Murphy	g	6-7	0-0	1-1	1	6	7	0	13	4	1	2	0	24
03	Luke Smith	g	2-4	1-2	0-0	1	3	4	0	5	0	0	0	1	15
04	Will Richard	g	5-8	2-4	5-6	2	2	4	0	17	3	1	0	3	24
22	Ben Sheppard	g	6-10	2-6	2-2	0	4	4	3	16	3	1	0	0	21
00	Evan Brauns	g	3-5	0-0	0-0	0	3	3	0	6	0	0	1	0	15
05	EJ Bellinger		5-9	0-2	0-0	1	1	2	0	10	0	0	0	1	16
11	Michael Shanks		2-3	2-3	0-0	0	2	2	4	6	2	0	0	1	15
20	Tate Pierson		0-1	0-1	0-0	0	1	1	0	0	2	0	0	0	9
21	Derek Sabin		0-1	0-0	0-0	1	2	3	1	0	1	1	0	0	7
24	JaCobi Wood		4-7	0-1	0-0	1	1	2	3	8	4	2	0	1	25
25	Frank Jakubicek		2-3	0-1	0-0	0	0	0	1	4	1	0	0	0	10
	Team					3	3	6							
Totals			42-70	8-23	10-11	11	30	41	13	102	23	7	5	7	200

FG % 1st Half: 23-35 65.7% 2nd half: 19-35 54.3% Game: 42-70 60.0% Deadball Rebounds 0
3FG % 1st Half: 6-12 50.0% 2nd half: 2-11 18.2% Game: 8-23 34.8%
FT % 1st Half: 5-6 83.3% 2nd half: 5-5 100.0% Game: 10-11 90.9%

Officials: Phillip Cudd, Joey Richardson, Josh Pitto
Technical fouls: Southeast Mo. St.-None. Belmont-None.

Attendance: 278
2021-22 Men's Basketball. Round: 0. Belmont vs Southeast Mo. St.. Played at Curb

Score by periods	1st	2nd	Total
Southeast Mo. St.	33	29	62
Belmont	57	45	102

	In Paint	Off T/O	2nd Chance	Fast Break	Bench
Points SEMO	14	0	18	8	27
BEL	60	18	12	22	34



2021-22 SOUTHEAST MISSOURI BASKETBALL NOTES

TENNESSEE STATE // JAN. 20

Game
17

Southeast Missouri 84 Tennessee State 95

January 8, 2022 • Gentry Center • Nashville, Tenn.



NASHVILLE, Tenn. -

Southeast
Missouri dropped
a 95-84 decision

to Tennessee State at the Gentry Center.

Despite playing without post players Sam Thompson and Manny Patterson, SEMO made things interesting down the stretch.

Trailing, 86-67, with 3:16 left to play, the Redhawks turned it up defensively to force three turnovers and scored 10-straight points in a span of 1:26 to get within nine.

Nygal Russell knocked down a 3-pointer before DQ Nicholas followed with five points and added a pair of steals. Shortly after Nicholas scored on a layup, stole the ball and Phillip Russell scored to narrow the

Tigers lead to 86-77 with 1:50 on the clock.

Seventeen seconds later, Nana Akenten drained a 3-pointer to make it an eight-point contest at 88-80 at the 1:33 mark.

Nicholas made two free throws to pull the Redhawks within eight again (90-82) with less than a minute left. On TSU's ensuing inbound pass, Dylan Branson was charged with a flagrant foul following a replay review.

The Tigers went on to hit five of six free throws in the final 55 seconds.

SEMO edged TSU, 54-53, in a foul-plagued second half that resulted in the teams combining to shoot 54 free throws.

Official Basketball Box Score -- Game Totals -- Final Statistics Southeast Mo. St. vs Tennessee St. 01-08-22 3 p.m. at Gentry Center -- Nashville, Tenn.



Southeast Mo. St. 84 • 6-11, 1-3 OVC

#	Player	Total			3-Ptr			Rebounds			PF	TP	A	TO	Blk	Stl	Min
		FG	FGA	%	FG	FGA	%	Off	Def	Total							
20	THOMPSON, Sam	1-1	0-0	0-0	0-0	0-0	0-0	0	2	2	1	2	0	1	2	0	10
01	RUSSELL, Phillip	6-11	1-3	9-13	1	3	4	4	22	1	2	0	1	2	0	0	32
03	REED, JR., Eric	3-8	0-3	3-4	0	2	2	3	9	1	1	0	0	0	0	0	29
25	RUSSELL, Nygal	3-4	2-3	0-1	0	2	2	4	8	3	1	1	0	0	0	0	21
33	BRANSON, Dylan	1-4	0-2	0-0	1	1	2	5	2	0	1	0	0	0	0	0	8
02	THOMPSON, Chase	0-1	0-1	4-6	0	0	0	3	4	0	1	0	0	0	0	0	16
05	HARRIS, Chris	1-3	0-2	2-2	0	2	2	3	4	2	1	0	1	0	1	0	27
11	NICHOLAS, DQ	3-7	2-5	7-8	1	2	3	1	15	2	0	0	0	3	0	0	28
13	LONG, Parker	1-1	0-0	0-0	1	0	1	0	2	1	0	0	0	1	0	0	7
21	AKENTEN, Nana	6-13	4-11	0-0	0	3	3	4	16	0	0	0	0	0	0	0	22
Team				0	0	0											
Totals		25-53	9-30	25-34	4	17	21	28	84	10	9	3	5				200

FG % 1st Half: 10-24 41.7% 2nd half: 15-29 51.7% Game: 25-53 47.2% Deadball
3FG % 1st Half: 3-14 21.4% 2nd half: 6-16 37.5% Game: 9-30 30.0% Rebounds
FT % 1st Half: 7-11 63.6% 2nd half: 18-23 78.3% Game: 25-34 73.5%

Tennessee St. 95 • 6-8, 1-1 OVC

#	Player	Total			3-Ptr			Rebounds			PF	TP	A	TO	Blk	Stl	Min
		FG	FGA	%	FG	FGA	%	Off	Def	Total							
11	Kassim Nicholson	5-7	0-0	5-6	1	5	6	3	15	2	2	0	0	0	0	0	35
14	Shakem Johnson	5-5	0-0	6-8	0	4	4	4	16	1	2	3	0	0	0	0	30
24	Jalen Dupree	2-3	0-0	0-0	1	2	3	5	4	1	2	1	0	0	0	0	14
01	Marcus Fitzgerald Jr	7-9	1-1	8-8	0	2	2	3	23	3	3	1	2	0	0	0	36
02	Carlos Marshall Jr.	5-11	1-4	7-9	0	4	4	3	18	2	2	0	1	0	1	0	34
03	Tajik Bartholomew	1-2	1-1	2-2	0	0	0	0	5	0	0	0	0	0	0	0	8
10	Monty Johal	0-0	0-0	0-1	0	1	1	3	0	0	0	0	0	0	0	0	4
20	Dedric Boyd	3-9	2-6	2-2	0	7	7	2	10	2	0	0	0	0	0	0	26
23	Emmanuel Dowuona	0-0	0-0	4-4	0	1	1	3	4	0	1	1	0	0	0	0	13
Team				2	3	5											
Totals		28-46	5-12	34-40	4	29	33	26	95	11	13	6	3				200

FG % 1st Half: 16-27 59.3% 2nd half: 12-19 63.2% Game: 28-46 60.9% Deadball
3FG % 1st Half: 2-6 33.3% 2nd half: 3-6 50.0% Game: 5-12 41.7% Rebounds
FT % 1st Half: 8-9 88.9% 2nd half: 26-31 83.9% Game: 34-40 85.0%

Officials: Cedric Coleman, Davis Maxwell, Brett Miles
Technical fouls: Southeast Mo. St.-None. Tennessee St.-None.
Attendance: 269

2021-22 Men's Basketball. Round: 0. Southeast Mo. St. vs Tennessee St.. Played

Score by periods	1st	2nd	Total
Southeast Mo. St.	30	54	84
Tennessee St.	42	53	95

Points	In Paint	Off T/O	2nd Chance	Fast Break	Bench
SEMO	22	16	4	2	41
TSU	32	7	6	4	19