



## 2021 SOUTHEAST MISSOURI FOOTBALL

Game  
**1**



### Schedule

September <b>2</b>		<b>#7 Southern Illinois</b> 6:30 p.m.   Radio: Real Rock 99.3 FM Video: ESPN+
September <b>11</b>		at #1 Sam Houston 6 p.m.   Radio: Real Rock 99.3 FM Video: None
September <b>18</b>		at Missouri 11 a.m.   Radio: Real Rock 99.3 FM Video: SEC Network+
September <b>25</b>		<b>Tennessee State*</b> Family Weekend 2 p.m.   Radio: Real Rock 99.3 FM Video: ESPN+
October <b>2</b>		at Tennessee Tech* 1:30 p.m.   Radio: Real Rock 99.3 FM Video: ESPN+
October <b>9</b>		at #20 Austin Peay* 3 p.m.   Radio: Real Rock 99.3 FM Video: ESPN+
October <b>16</b>		<b>Murray State*</b> 2 p.m.   Radio: Real Rock 99.3 FM Video: ESPN+
October <b>23</b>		at UT Martin* 2 p.m.   Radio: Real Rock 99.3 FM Video: ESPN+
October <b>30</b>		<b>Eastern Illinois*</b> Homecoming 1 p.m.   Radio: Real Rock 99.3 FM Video: ESPN+
November <b>13</b>		at Murray State* 1 p.m.   Radio: Real Rock 99.3 FM Video: ESPN+
November <b>20</b>		<b>UT Martin*</b> 1 p.m.   Radio: Real Rock 99.3 FM Video: ESPN+

Home Games in **Bold**

\* Ohio Valley Conference Game

All Times Central and Subject to Change

### #7 Southern Illinois vs. Southeast Missouri

#### Gameday Coverage

**Radio**.....Real Rock 99.3 FM  
(Erik Sean, Rick Wieser, Rusty Hendricks)  
**Video**.....ESPN+  
**Live Stats**.....SEMORedhawks.com  
**Twitter**.....@SEMOfootball

**Date**.....Thursday, Sept. 2, 2021  
**Kickoff**.....6:30 p.m., CT  
**Location**.....Cape Girardeau, Mo.  
**Stadium**.....Houck Field (10,000)  
**Surface**.....FieldTurf  
**Weather**.....Clear, 84°  
**Series**.....SEMO leads, 42-38-8

**Head Coaches**.....Tom Matukewicz  
(38-42 overall; 37-42 at SEMO; 29-25 OVC).  
Nick Hill (23-32 overall; 23-32 at SIU).

#### Strategic Communications

Jeff Honza, Assistant Director of Athletics  
**Office Phone**.....(573) 651-2933  
**Mobile**.....(618) 528-1145

#### Redhawks Kick Off Season Thursday

Southeast Missouri opens its 2021 season when it hosts longtime rival and #7 Southern Illinois Thursday. Kickoff is set for 6:30 p.m., CT at Houck Field.

#### Follow the Redhawks

Fans can listen live on the radio at Real Rock 99.3 FM. Erik Sean, Rick Wieser and Rusty Hendricks will be on the call. Watch on ESPN+. Live stats are available at SEMORedhawks.com and Twitter updates will be provided @SEMOfootball.

#### Black Out

Thursday's matchup between Southeast Missouri and #7 Southern Illinois will be a **BLACK OUT**. Fans are encouraged to wear black to support the Redhawks as they begin their 2021 season.

#### Season 117

The 2021 campaign is Southeast Missouri's 117th season of college football. The Redhawks begin their 31st season at the NCAA Division I Football Championship Subdivision (FCS) level. SEMO joined the FCS in 1991 and is 126-213 with two Ohio Valley Conference titles (2010, 2019) and three NCAA Playoff appearances (2010, 2018, 2019) as a Division I program.

#### Season-Openers

Southeast Missouri is 10-20 all-time in season-openers during its NCAA Division I era. SEMO and Southern Illinois meet for the 15th time in a season-opening game. The Redhawks are 5-9 in such contests.

#### Home-Openers

The Redhawks are 18-12 all-time in home-openers during their NCAA Division I Football Championship Subdivision tenure. Southeast Missouri is 4-3 in home-openers under Head Coach Tom Matukewicz. SEMO won its home-opener in two of the last three seasons.

#### Tough Test Immediately

Southern Illinois comes to Cape Girardeau ranked seventh in this year's STATS Perform Media and 10th in the American Football Coaches Association FCS Coaches Preseason Polls. It marks the first time in 16 years where Southeast Missouri will kick off a season against a Top-10 FCS opponent. SIU was also SEMO's last Top-10 season-opening foe on Sept. 1, 2005. The then-#5 Salukis won, 58-23, on Sept. 1 at Houck Field that year. SEMO faces a Top-10 opponent in each of its first two weeks of the 2021 campaign. The other is reigning National Champion and #1 Sam Houston State on Sept. 11.

#### Against Top-10 FCS Teams

The Redhawks are 3-12 against Top-10 Football Championship Subdivision opponents since 2004. Two of those victories came at Houck Field.

9/2/04	at #2 Southern Illinois	L, 3-42
9/1/05	#5 Southern Illinois	L, 23-58
11/21/09	#1 Southern Illinois	L, 24-42
9/18/10	at #5 Southern Illinois	W, 24-21
11/13/10	at #6 Jacksonville State	L, 27-29
12/4/10	at #1 Eastern Washington	L, 17-37
10/19/13	at #3 Eastern Illinois	L, 33-55
9/20/14	#3 Southeastern Louisiana	W, 24-23
11/22/14	#3 Jacksonville State	L, 30-49
11/14/15	at #1 Jacksonville State	L, 28-56



**Southeast Missouri** or **SEMO** is the preferred reference for Southeast Missouri State University athletic teams. Southeastern Missouri State is not an acceptable reference.



## 2021 SOUTHEAST MISSOURI FOOTBALL NOTES

### #7 SOUTHERN ILLINOIS // SEPT. 2

11/5/16	#2 Jacksonville State	L, 10-17
10/28/17	at #3 Jacksonville State	L, 7-23
10/20/18	#4 Jacksonville State	W, 37-14
12/1/18	at #3 Weber State	L, 23-48
3/21/21	at #8 Jacksonville State	L, 3-21

### The Rivalry

This year is the 89th meeting between Southeast Missouri and Southern Illinois in a series that dates back to 1909 when the teams crossed the Mississippi River by boat to play. The game is now known as the "War for the Wheel" in reference to the ship's wheel trophy which goes to the winner. The wheel currently resides in Carbondale after the Salukis won on a last second field goal last season. SEMO leads the all-time series by a count of 42-38-8.

### Winning Streak

Southeast Missouri carries a three-game winning streak into its 2021 season. SEMO finished last spring strong with a home win over Tennessee Tech (24-21, Mar. 28) and road victories at UT Martin (21-16, Apr. 3) and Tennessee State (46-23, Apr. 11).

### Redhawks Second in OVC Preseason Poll

The Redhawks were picked second in the 2021 Ohio Valley Conference Preseason Poll announced July 19. Southeast Missouri received 60 points and three first-place votes in the poll selected by OVC Head Coaches and Communication Directors. Murray State is this year's preseason favorite. Austin Peay shared the second-place spot with SEMO. Here is the complete 2021 OVC Preseason Poll:

Team (First-Place Votes)	Pts.
1. Murray State (14)	64
2. Austin Peay (4)	60
Southeast Missouri (3)	60
4. UT Martin	38
5. Tennessee State	32
6. Tennessee Tech	28
7. Eastern Illinois	12

### Brickyard Game

Thursday's season-opener against #7 Southern Illinois is a Brickyard Game for the Redhawks. Each time Southeast Missouri upends a Football Bowl Subdivision (FBS) or ranked Football Championship (FCS) oppo-

nent, those victories are laid to rest in the Brickyard, which resides in the Redhawks locker room. SEMO currently has a total of 10 Brickyard wins, six of which have come under Head Coach Tom Matukewicz.

### SEMO vs. Ranked FCS Opponents

Southeast Missouri is 8-28 against ranked Football Championship Subdivision opponents since 2004. The Redhawks are looking to end a three-game losing streak in such contests. SEMO last beat a ranked FCS team in 2019 when they toppled then-#14 Jacksonville State, 24-21, on Oct. 19, 2019 in Jacksonville, Alabama. The last time SEMO beat a ranked non-conference FCS opponent was in the first round of the 2018 FCS Playoffs (28-14, vs. #15 Stony Brook, Nov. 24 in Cape Girardeau).

### Short Turnaround

The Redhawks completed an abbreviated eight-game 2020-21 season on Apr. 11, 2021. Southeast Missouri played a seven-game Ohio Valley Conference schedule last spring due to a global COVID-19 pandemic. Thursday's matchup against #7 Southern Illinois is exactly 144 days from when SEMO ended its 2020-21 campaign with a 46-23 road win at Tennessee State.

### 22 Wins

Southeast Missouri has won a combined 22 games over its last three seasons, most in the Ohio Valley Conference during that stretch. The Redhawks put together a 22-12 record after going 9-4 in both 2018 and 2019, and 4-4 a year ago. SEMO also won the OVC title in 2019 and made the Football Championship Subdivision Playoffs twice (2018, 2019) since the 2018 campaign.

### Matukewicz vs. Southern Illinois

Tom Matukewicz is 3-4 all-time against Southern Illinois, the school where he worked as an assistant coach from 2001-07. Two of Matukewicz's three wins over the Salukis came in the final 25 seconds of the game. Southeast Missouri's 18-point win over SIU (44-26) in 2019 was the Redhawks largest margin of victory (+18) against the Salukis in 18 years.

### 2020-21 Statistics

SIU	SEMO
6-4.....Overall Record.....	4-4
3-3.....Conference Record.....	4-3
4-1.....Home Record.....	1-2
2-3.....Road (Neutral) Record.....	3-2
#7/10.....National Ranking.....	NR
27.1.....Points/Game.....	27.6
29.7.....Points Allowed/Game.....	22.6
425.1.....Total Offense/Game.....	321.9
388.8.....Total Defense/Game.....	355.5
186.0.....Rushing Yards/Game.....	147.5
203.9.....Rushing Defense/Game.....	174.4
17.....Rushing Touchdowns.....	18
26.....Rushing TDs Allowed.....	9
239.1.....Passing Yards/Game.....	174.4
184.9.....Passing Defense/Game.....	181.1
17.....Passing Touchdowns.....	8
11.....Passing TDs Allowed.....	14
20.2.....Kickoff Return Average.....	20.0
9.4.....Punt Return Average.....	7.9
10-9.....Fumbles-Lost.....	11-6
59.1.....Penalty Yards/Game.....	73.8
39.8.....Net Yards Per Punt.....	38.3
30:51.....TOP/Game.....	29:11
74-141/52%.....3rd-Down Conversion.....	34-106/32%
11-19/58%.....4th-Down Conversion.....	11-17/65%

### AFCA FCS Coaches and STATS Perform Media Polls (Preseason)

AFCA Coaches	STATS Media
1. Sam Houston	1. Sam Houston
2. James Madison	2. James Madison
3. North Dakota State	3. South Dakota State
4. South Dakota State	4. North Dakota State
5. Delaware	5. Delaware
6. Weber State	6. Weber State
7. North Dakota	7. Southern Illinois
8. Jacksonville State	8. North Dakota
9. Montana	9. Montana
10. Southern Illinois	10. Jacksonville State
11. Montana State	11. Eastern Washington
12. Monmouth (N.J.)	12. Montana State
13. Central Arkansas	13. Monmouth (N.J.)
14. Eastern Washington	14. Central Arkansas
15. Villanova	15. Southeastern Louisiana
16. Northern Iowa	16. Villanova
17. Southeastern Louisiana	17. VMI
18. Chattanooga	18. Chattanooga
19. VMI	19. Kennesaw State
20. Kennesaw State	20. Austin Peay
21. UC Davis	21. Northern Iowa
22. Richmond	22. Nicholls
23. Nicholls	23. UC Davis
24. North Carolina A&T	24. Missouri State
25. Austin Peay	25. North Carolina A&T



### Matukewicz vs. Hill

Sixth-year Southern Illinois Head Coach Nick Hill was the starting quarterback when Tom Matukewicz was an assistant coach on Jerry Kill's staff at SIU. Hill played for the Salukis from 2005-07. All three of those teams Hill was on made the NCAA Football Championship Subdivision Playoffs. Matukewicz's Redhawks and Hill's Salukis have met on five occasions. Hill holds a slight 3-2 edge against Matukewicz in those matchups.

### More Ties to SIU

Current Southeast Missouri Assistant Head Coach and Tight Ends Coach Justin Kramer was teammates with Nick Hill at Southern Illinois. Kramer played on the Salukis' offensive line from 2002-05 and was part of two Missouri Valley Football Conference titles (2004, 2005) and three NCAA Playoff appearances (2004, 2005, 2006) during his career.

### Receiving Votes

Southeast Missouri received three votes in this year's STATS Perform Preseason Poll. SEMO has been ranked in either the FCS STATS Perform Media or AFCA Coaches Polls a total of 19 weeks with Tom Matukewicz at the helm. The last time the Redhawks were a Top-25 team was on Mar. 1, 2021 (#16 in STATS Perform Media Poll).

### Roster Talk

The Redhawks begin their 2021 campaign with a 96-man roster which consists of 30 seniors, six graduate students, 22 juniors, 23 sophomores and 21 freshmen. Southeast Missouri also returns 15 starters, including eight on offense and seven on defense.

### Matukewicz Momentum

Tom Matukewicz enters his eighth year as Southeast Missouri's head coach in 2021. With a total of 37 wins and 29 in Ohio Valley Conference play, Matukewicz has the most victories of any head coach in SEMO's NCAA Division I era. He has also guided the Redhawks to one OVC title (2019) and two Football Championship Subdivision Playoff appearances (2018, 2019). Matukewicz is 37-42 and 29-25 as SEMO's head coach. He will assume the role of defensive coordinator

in addition to his head coaching position this season.

### Kicking Off

Southeast Missouri and Southern Illinois meet for the 15th time in a season-opening game. SEMO is 5-9 in those contests and opens its season against SIU for the second-straight year.

### Daunting Non-Conference Slate

The Redhawks have one of the toughest non-conference schedules in the nation. Southeast Missouri will face #7 Southern Illinois (Sept. 2) at home and both reigning FCS National Champion and #1 Sam Houston State (Sept. 11), and Football Bowl Subdivision and Southeastern Conference member Missouri (Sept. 18) on the road. SEMO and Sam Houston State will play a home-and-home series with the Bearcats scheduled to return the trip to Cape Girardeau on Sept. 13, 2025. This year marks the first time in program history where the Redhawks will play the reigning FCS National Champion in a season.

### Ogbonna Earns Starting Quarterback Job

Hutchinson Community College transfer CJ Ogbonna was named Southeast Missouri's starting quarterback on Aug. 22, a day after the Redhawks ended their preseason camp. A native of Marietta, Georgia, Ogbonna will make his first career NCAA Division I start under center when SEMO hosts longtime rival and #7 Southern Illinois Thursday. He spent the last two seasons at Hutchinson CC in Kansas. Ogbonna helped guide the Blue Dragons to the NJCAA National Championship. He completed 80 percent of his passes in five games. Ogbonna threw for 736 yards and eight touchdowns on 57-of-92 attempts his final junior college campaign. He edged Louisville transfer Christian Perez in a tight quarterback race during the preseason.

### Transfer Quarterbacks

A transfer has started at quarterback in all seven of Southeast Missouri's season-opening games with Tom Matukewicz at the helm. Kyle Snyder (Ohio University, 2014), Tay Bender (Iowa Western, 2015), Jesse Hosket (East

### 2021 OVC Football Standings (-)

	Conference	Overall
Austin Peay	0-0	0-0
Eastern Illinois	0-0	0-0
Murray State	0-0	0-0
Southeast Missouri	0-0	0-0
Tennessee State	0-0	0-0
Tennessee Tech	0-0	0-0
UT Martin	0-0	0-0

### This Week's Schedule

#### Thursday, September 2

Tennessee Tech at Samford, 6 p.m., CT

**Southern Illinois at Southeast Missouri, 6:30 p.m., CT**

Austin Peay at Chattanooga, 6:30 p.m., CT

Mississippi Valley at Murray State, 7 p.m., CT

#### Saturday, September 4

Eastern Illinois at South Carolina, 6 p.m., CT

UT Martin at Western Kentucky, 7 p.m., CT

### Last Week's Results

#### Saturday, August 28

Eastern Illinois at Indiana State

### 2021 Honors & Awards

#### Preseason All-OVC

Bryson Donnell, DT  
Omarick Douglas, OLB  
Zach Haynes, P  
Geno Hess, RB  
Shyron Rodgers, OL  
Jaden Rosenthal, OL  
Zack Smith, WR

#### STATS Perform Preseason All-American

Geno Hess, RB (Third-Team)

#### Walter Payton Award Preseason Watch List

Geno Hess, RB

#### FCS Punter of the Year Preseason Watch List

Zach Haynes

#### CFPA FCS National Performer of the Year Trophy Preseason Watch List

Geno Hess, RB



## 2021 SOUTHEAST MISSOURI FOOTBALL NOTES

**#7 SOUTHERN ILLINOIS // SEPT. 2**

Central CC, 2016 & 2017), Daniel Santacaterina (Northern Illinois, 2018 & 2019) and Andrew Bunch (Nebraska, 2020-21) form that group. CJ Ogbonna will be the third junior college transfer to start as SEMO's quarterback under Matukewicz.

### Preseason Honors

Honors poured in for the Redhawks prior to the 2021 campaign. Bryson Donnell (DT), Omarick Douglas (OLB), Zach Haynes (P), Geno Hess (RB), Shron Rodgers (OL), Jaden Rosenthal (OL) and Zack Smith (WR) each garnered Preseason All-Ohio Valley Conference accolades. Hess was named to the STATS Perform Preseason All-America Team and both the Walter Payton Award and College Football Performance Awards FCS National Performer of the Year Trophy Preseason Watch Lists. Meanwhile, Haynes was recently named to the FCS Punter of the Year Preseason Watch List.

### Another Program First

With its 4-3 mark in 2020-21, Southeast Missouri posted a winning record in Ohio Valley Conference play for the third-straight season. It marked the first time in program history where SEMO put together a winning conference season in three consecutive years. The Redhawks also finished with 6-2 and 7-1 league records in 2018 and 2019, respectively.

### All Aboard the Hess Express!

Geno Hess is back as Southeast Missouri's tailback this season. Hess, a First-Team All-Ohio Valley Conference selection in 2020, led the Football Championship Subdivision with 12 rushing touchdowns. He ran for 666 yards on 137 carries in eight games and four starts. Hess averaged just under five yards per rush (4.9) and added two receptions out of the backfield. He ranked fourth among conference leaders and 15th in the FCS in rushing yards (82.1 ypg). Hess garnered Third-Team STATS Perform All-America honors and was named to the Walter Payton Award Watch List this preseason.

### Dynamic Duo

Southeast Missouri poses one of the top one-two punches in the Ohio Valley Conference with running backs Geno Hess and Zion Custis. Hess gained 1,305 yards and scored 18 touchdowns on 250 carries, and Custis ran for 1,209 yards and 13 touchdowns on 256 attempts to date.

### Redhawk Graduates

A total of six Southeast Missouri players will be playing their 2021 season as graduates. Veterans Omarick Douglas (OLB) and Zack Smith (WR) are both in their sixth year with the program. Shabari Davis (CB) returns for his fifth season and Terry Cook (OL) is back for his third year at SEMO. Maine transfer Kenny Doak (K) and Northern Illinois transfer Jordan Cole (OLB) are also in their final college football season with the Redhawks in 2021.

### Talented Wide Receivers

Southeast Missouri's wide receivers are as deep and talented as any team in the Ohio Valley Conference. The Redhawks bring back their top three pass catchers from last season in Zack Smith, Johnny King and Aaron Alston. Smith earned First-Team All-OVC accolades and was named his team's Most Valuable Player during a breakout 2020 campaign. He led the Redhawks with 38 catches for 403 yards and four touchdowns, while averaging 50.4 yards per game and 10.6 yards per reception a year ago. King and Alston are expected to complement Smith in SEMO's three-receiver sets. King rated second on the team with 31 receptions for 392 yards and two touchdowns. Despite missing the final two weeks of the spring with an ankle injury, Alston managed to finish third on the team in receptions (18), receiving yards (256) and receiving yards per game (42.7).

### Defensive Outlook

In addition to his job as head coach, Tom Matukewicz will take over as defensive coordinator this season following the departure of Bryce Saia. Saia resigned following the 2020 campaign after working seven years as SEMO's defensive coordinator. Mike Matthews (ILB), Omarick

Douglas (OLB), Lawrence Johnson (SS), Shabari Davis (CB), Bryson Donnell (DT), LaWilliam Holmes (DT) and Brandon Mincey (ILB) are the returning starters on the defensive side. Johnson (55), Matthews (45), Mincey (42) and Donnell (41) were SEMO's top four tacklers in 2020. Donnell claimed First-Team All-Ohio Valley Conference honors and Douglas was a Second-Team selection last spring.

### From Walk-On to Scholarship

A trio of Southeast Missouri walk-ons were awarded scholarships prior to the 2021 season. Kicker/punter Adam Krause and running back Shamenski Rucker received their scholarships during the offseason, while quarterback Patrick Maddox was given his on the final day of the Redhawks preseason camp (Aug. 21). A total of 18 walk-ons have earned scholarships during Tom Matukewicz's eight years as SEMO's head coach.

### Solid Special Teams

The Redhawks return everyone on special team with the exception of their long snapper. Zach Haynes, named to the FCS Punter of the Year Preseason Watch list, had a brilliant debut last season. He earned First-Team All-Ohio Valley Conference honors after topping the league and rating 15th in the FCS with 42.2 yards per punt. Haynes punted 36 times for 1,521 yards and dropped 15 of his punts inside the 20-yard line. Adam Krause is back at holder and SEMO brings back both Shabari Davis and Zack Smith, its top two return men. Davis was a Second-Team All-OVC pick as a punt returner in 2020. Place kicker Kenny Doak also returns after finishing second on the team in scoring with 40 points on 5-of-9 field goals and 25-of-27 PATs.

### Know that I'm Wearing "0"

Starting outside linebacker Omarick Douglas is the first player in Southeast Missouri football history to wear the number zero on his jersey. It is the third number Douglas will don in his career. He was also listed on the roster at numbers 52 and 4 previously in his career.





## Unprecedented Success

In 2020-21, Southeast Missouri Athletics reached unprecedented success when it won its first-ever Ohio Valley Conference Commissioner's Cup. The Commissioner's Cup is the league's ultimate symbol of overall athletic excellence in Conference-sponsored championships. SEMO accumulated 119 points and finished 7.5 points ahead of second-place Belmont (111.5) to win the coveted prize. Since the start of the 2019 calendar year, the Redhawks have won 11 conference championships, most in the OVC. Five of those titles came during a COVID-19 plagued spring in 2021. The Redhawks completed their remarkable 2020-21 campaign with a 93-42-1 (.688) record in conference regular-season play, their highest OVC regular-season conference winning percentage in school history. In addition, SEMO was the only OVC school that qualified for every conference championship last season.

## Personnel File

Three new coaches joined Southeast Missouri's football staff ahead of the 2021 season. Cooper Bassett (offensive line), Nate Dreiling (defensive run game coordinator/inside linebackers) and Issac Reed (running backs) begin their first Football Championship Subdivision coaching jobs this year. Bassett worked the last four years as offensive line coach at NCAA Division II West Texas A&M. Dreiling joins the Redhawks after spending the 2020 campaign as defensive analyst at the University of Oregon. And, Reed previously worked the last season as running backs coach at the University of Buffalo.

## 2021 OVC Schedule

Ohio Valley Conference football playing members will play six conference games in a round-robin format as part of this year's official OVC schedule. OVC Directors of Athletics agreed to schedule additional games against OVC opponents outside the structure of the conference schedule as a way to play competitive games within the region. These designated matchups against OVC opponents will not count in the conference standings. Southeast Missouri will begin its OVC season at home against Tennessee State (Sept. 25).

The image shows two promotional graphics for Southeast Missouri State University's football team. On the left is the cover of the '2021 SOUTHEAST MISSOURI FOOTBALL MEDIA GUIDE', featuring three Redhawk players in red uniforms (numbers 3, 5, and 6) and the SEMO Redhawks logo. On the right is the '2021 SCHEDULE' for the Ohio Valley Conference, listing games from September 2 to November 20, including opponents like Southern Illinois, Sam Houston, Missouri, Tennessee State, Tennessee Tech, Austin Peay, UT Martin, Murray State, Eastern Illinois, and UT Austin. The schedule also includes game times and locations. Both graphics include the Under Armour logo and the website SEMOREDRAWS.COM.

Download the 2021 SEMO Football Media Guide  
at [SEMOREDRAWS.COM](http://SEMOREDRAWS.COM)

Murray State (Oct. 16), Eastern Illinois (Oct. 30) and UT Martin (Nov. 20) also come to Cape Girardeau although the home game with Murray State will not count in the conference standings. The away portion of the Redhawks schedule includes trips to Tennessee Tech (Oct. 2), Austin Peay (Oct. 9), UT Martin (Oct. 23) and Murray State (Nov. 13). The road game at UT Martin is designated as SEMO's other matchup that will not count in the OVC standings.

## Redhawks in the NFL

Four former Southeast Missouri players are presently with NFL teams. Drew Forbes (G) is with the Cleveland Browns, Kristian Wilkerson (WR) is with the New England Patriots, Mike Ford (CB) is with the Detroit Lions and Aaron Adeoye (DL) is with the New York Jets. Forbes, a sixth-round selection and the 189th pick in the 2019 NFL Draft was SEMO's second-highest draft pick in program history.

## OVC Content Gathering Sessions

The Ohio Valley Conference will hold "Weekly Content Gathering Sessions" with OVC football head coaches this fall. This time will be used for the OVC staff to interview head coaches and create content used on various video and audio platforms, and social media throughout the week. Southeast Missouri Head Coach Tom Matukewicz will be available

from 11:20-11:30 a.m., CT each week. Join the weekly Zoom meeting at:

**Zoom Link:** [https://us02web.](https://us02web.zoom.us/j/89143614731?pwd=bHRIZnZwVTEvM01SWno1aFdtUtpZz09)

[zoom.us/j/89143614731?pwd=bHRIZnZwVTEvM01SWno1aFdtUtpZz09](https://us02web.zoom.us/j/89143614731?pwd=bHRIZnZwVTEvM01SWno1aFdtUtpZz09)

**Meeting ID:** 891 4361 4731

**Passcode:** 478550

Weekly Content Gathering Sessions will be Tuesdays each week during the season beginning Aug. 31.

## Football Radio Show

Southeast Missouri's Football Radio Show will be held on Mondays at Wings Etc. each week. The show will air live on ESPN 93.5 FM and 1220 AM from 12-1 p.m., CT each week. There will be a total of 12 shows with eight at Wings Etc. Cape Girardeau location and four at the Wings Etc. Jackson location. Visit [SEMOREDRAWS.COM](http://SEMOREDRAWS.COM) for the complete radio show schedule.



## TOM MATUKEWICZ

### HEAD COACH

**L**ove, Effort, Attitude and Discipline (L.E.A.D.) are the cornerstones of Tom Matukewicz's process-driven Southeast Missouri football program.

Matukewicz begins his eighth year as the Redhawks head coach in 2021. He guided his teams to one Ohio Valley Conference title (2019), two NCAA Football Championship Subdivision Playoff appearances (2018, 2019) and the school's only FCS Playoff win (2018). Matukewicz also has six wins over nationally-ranked FCS opponents, most of any head coach in SEMO history.

SEMO put together three-straight winning seasons in OVC play, another program first for Matukewicz. The Redhawks put together back-to-back nine-win campaigns for the first time

in program history when they finished at 9-4 in each of the 2018 and 2019 seasons. SEMO went a combined 12-1 at home over that span, as well.

In a challenging year brought on by a global COVID-19 pandemic, SEMO finished its abbreviated 2021 season with an overall record of 4-4 and took fourth in the OVC with a 4-3 mark. Along the way, Matukewicz reached the most wins (37) and OVC wins (29) of any head coach during SEMO's NCAA Division I era.

Under Matukewicz, SEMO has ranked among the nation's Top-25 teams in either the FCS STATS Media or American Football Coaches Association (AFCA) Polls a total of 18 weeks, including two in 2020, 13 in 2019 and three in 2018. The Redhawks achieved their

highest ranking of #12 in the Sept. 2 and Nov. 25 STATS Media Polls during the 2019 campaign. SEMO ranked #13 and #17 in the final STATS Media Polls in 2018 and 2019, respectively.

Every year that Matukewicz has been head coach at SEMO, the Redhawks finished among the top two in the OVC in either red zone defense, sacks, turnover margin, third down defense or interceptions.

In 2020, led the OVC and rated eighth in the nation in red zone defense. The Redhawks also ranked eighth in the FCS with 10 interceptions.

The 2019 Redhawks led the OVC and ranked 20th nationally in interceptions (14). SEMO rated second in the league in red zone defense and had 24 takeaways, which ranked third

among conference foes.

Matukewicz's 2019 squad claimed a share of the OVC title and advanced to the FCS Playoffs for the second-straight year. The Redhawks went 7-1 in conference play en route to just their second OVC crown in school history and first since 2010.

The Redhawks upended then-#14 Jacksonville State on the road becoming the first team to beat JSU in Jacksonville, Alabama in SEMO's Division I era. Matukewicz became the first head coach to knock off the Gamecocks in back-to-back seasons during the school's entire Division I tenure (since 1991). Additionally, the Redhawks ended JSU's 36-game winning streak in OVC play and 32-game winning streak in home regular-season contests.



## 2021 SOUTHEAST MISSOURI FOOTBALL NOTES

### #7 SOUTHERN ILLINOIS // SEPT. 2



SEMO's lone conference blemish was on the road at Austin Peay, which shared the regular-season championship with the Redhawks. After that, SEMO won its final six games of the season and hoisted the trophy following a 31-24 home victory over rival Murray State. The Redhawks closed out 2019 with a loss to Illinois State during the first round of the FCS Playoffs in Cape Girardeau.

In 2018, SEMO's program turned the corner with a historic season that saw Matukewicz guide the Redhawks to a 9-4 overall record, second-place finish in the OVC and the school's first NCAA FCS Playoff berth in eight years..

The Redhawks knocked off two ranked opponents and

posted their first postseason victory when they toppled #15 Stony Brook in the first-ever NCAA Playoff game played at Houck Field.

The Redhawks nearly swept the league's coveted specialty awards as Matukewicz was named OVC Coach of the Year, linebacker Zach Hall was tabbed Defensive Player of the Year and running back Marquis Terry was selected Offensive Player of the Year.

Statistically, the Redhawks led the FCS in turnover margin (+1.85), turnovers gained (36), interceptions (23), blocked punts allowed (0) and fumbles lost (1). SEMO also led the OVC in 13 different categories.

Along the way, SEMO broke six single-season school

records, including points scored (482), points per game (37.1), touchdowns (63), total plays (891) and all-purpose yards (7,094).

Six players earned All-America recognition. Hall, who became SEMO's first player to win the Buck Buchanan National Defensive Player of the Year award, was named to eight All-America teams alone. Forbes, Terry, Bydarrius Knighten, DJ Freeman and Zion Custis were the Redhawks other All-America honorees.

Nine individuals garnered All-OVC accolades. Daniel Santacaterina, Terry, Forbes, Hall and Knighten were first-team selections, while Clarence Thornton, Justin Swift, Kristian Wilkerson and Lucas Orchard were second-team picks.

SEMO went a perfect 6-0 at home and later won 13 in a row at Houck Field prior to its first-round FCS Playoff loss to Illinois State (Nov. 30, 2019).

Following the 2018 campaign, Matukewicz received a contract extension through Jan. 31, 2023.

"Coach Matukewicz has a special ability to develop young men both on and off the field, said Director of Athletics Brady Barke. "He is building a championship caliber football program, and we have a great opportunity to build upon our recent success. We have seen firsthand the positive impact that a successful football program can have on our University and community and I'm excited to have him lead our program into the future."

SEMO led the OVC and ranked sixth in the FCS with 37 sacks in 2017. The Redhawks also ranked among the top four teams in the league in scoring defense (21.8 ppg allowed), rushing offense (4th, 137.7 ypg), kickoff returns (3rd, 22.8 ypr), punt return average (3rd, 10.1 ypr), sacks allowed (3rd, 14), fourth-down conversions (3rd, 50 pct.), turnover margin (2nd, +3) and red zone defense (4th, 75 pct.).

Four Redhawks, including Kendall Donnerson (first-team), Terry (first-team), Hall (second-team) and Forbes (second-team) garnered All-OVC accolades. Donnerson was later drafted by the Green Bay Packers, becoming the first SEMO player to be drafted in 14 years.

In 2016, SEMO lost four games by a combined 12 points en route to finishing with an overall record of 3-8.

The Redhawks ranked third in the OVC in both scoring defense (24.4 ppg allowed) and rushing defense (138.5 ypg allowed), and boasted the league's second-best red zone defense. Five Redhawks, including Chad Meredith (first-team), Alex Knight (first-team), Cameron Sanders (first-team), Will Young (second-team) and Jesse Hosket (all-newcomer) earned All-OVC honors.

SEMO completed its 2015 campaign ranked among the top three teams in the OVC in rushing offense (2nd, 182.9 ypg), kickoff returns (20.6 ypr), punt return average (3rd, 9.6 ypr),





## 2021 SOUTHEAST MISSOURI FOOTBALL NOTES

### #7 SOUTHERN ILLINOIS // SEPT. 2

kickoff coverage (2nd, 40.6 net avg.), sacks (2nd, 31), fourth down conversions (2nd, 60 pct.) and turnover margin (1st, +10). The Redhawks 31 sacks were third-most in a season. In addition, SEMO led the league in turnover margin after ranking last in that category the year before. The Redhawks faced four ranked teams and lost four games by a combined 14 points last season, as well.

Individually, Dante Vandeven, Tremane McCullough, Paul McRoberts, Garret Baker, Mike Ford, Knight and Roper Garrett earned All-OVC honors in 2015.

Vandeven was the league's Freshman of the Year, McCullough and McRoberts were first-team selections and Baker, Garrett, Knight and Ford were second-team picks. Vandeven, McCullough, Baker, Garrett, Knight and Ford are

back this year.

McRoberts went on to sign as an undrafted free agent with the Los Angeles Rams and was then signed to the team's active roster on Dec. 23, 2016. McRoberts is now on the practice squad for the Canadian Football League's Saskatchewan Roughriders.

Five others who played under Matukewicz at SEMO are or were in the professional football ranks. Josh Avery (Seattle Seahawks) and Kristian Wilkerson (Tennessee Titans, New England Patriots) signed as undrafted free agents shortly after the 2019 NFL Draft. Mike Ford (Detroit Lions) and Forbes (Cleveland Browns) are on active NFL rosters. Forbes was SEMO's second-highest draft pick in program history. Currently a free agent, Donnerson had stints with the

Green Bay Packers, Las Vegas Raiders, Cincinnati Bengals and Carolina Panthers.

A native of Silver Lake, Kansas, Matukewicz hit the ground running during his head coaching debut in 2014.

That year, SEMO celebrated two wins over ranked opponents, beating then-No. 3 Southeastern Louisiana and then-No. 20 Tennessee State. Southeastern Louisiana was the highest-ranked opponent Southeast had ever beaten and the 2014 campaign marked the first time the Redhawks knocked off two ranked opponents in a season.

After those wins, SEMO moved to No. 23 in the Oct. 6, 2014 Sports Network Poll, claiming its first Top 25 ranking since the end of the 2010 season.

Statistically, the Redhawks led the OVC in third down conversion percentage (45.7), fourth down conversion percentage (66.7) and sacks allowed (9).

SEMO was also sixth in the FCS in sacks allowed, 13th in fourth down conversion percentage and 14th in third down conversion percentage.

As a team, the Redhawks scored 384 points, their most in a season since 2002.

The excitement of Matukewicz's brick-by-brick approach generated an increase in home attendance during two of his first three seasons as head coach.

Matukewicz coached a total of 36 All-OVC performers, including one OVC Offensive

Player of the Year (Terry), one OVC Defensive Player of the Year (Hall), one OVC Freshman of the Year (Vandeven), 19 first-team selections and 17 second-team picks during his first seven years as SEMO's head coach. McRoberts became the first Redhawk player invited to the Reese's Senior Bowl, as well.

Off the field, Matukewicz's program is highly visible in the community and often engages in random acts of kindness. He simply uses goodwill to teach his players valuable life lessons.

SEMO teamed up with the Cape Girardeau Police Department to raise money for the Minority Police Academy Scholarship Fund on Oct. 10, 2020. The event raised \$13,000, which helped fund two scholarships.

In 2015, SEMO partnered with Saint Francis Medical Center to announce a new collaboration, taking the Redhawks' Pink Up efforts to a new level.

As part of a Pink Up Jersey Auction, the football team raised over \$75,000 for breast cancer awareness over a four-year period. The Redhawks donned special pink jerseys, each personalized with a name in honor or memory of a survivor or loved one during this special initiative.

Before its 2016 season-opener at Memphis, SEMO visited St. Jude Children's Research Hospital. Redhawk players, coaches and support staff toured the amazing facility that leads the way the world understands, treats and defeats childhood cancer and other







life-threatening diseases. SEMO donated teddy bears and other items along with a check for over \$500 to St. Jude Children's Research Hospital.

On July 21, 2016, Matukewicz organized a Cops and Hawks flag football game which brought a whole community together in light of shootings in the United States. Redhawk players and local law enforcement officials were teammates in the event which raised \$4,500 for BackStoppers, a non-profit organization that provides needed financial assistance and support to the spouses and dependent children of fallen and injured service members in the line of duty.

During SEMO's 2014 season-opener against Missouri Baptist, the Redhawk captains took a No. 14 jersey to midfield for the coin toss to honor the memory of Kaden Robert. Robert was a Kelly High School football player who died in an accidental shooting on June, 2014.

A week later, Michael Douglas, a 16-year old from Kansas, accompanied the Redhawks on the sideline for their game against the Jayhawks on Sept. 6, 2014. Douglas was diagnosed with an interstitial lung disease when he was a year old and has to use an oxygen tank. The teenager initially contacted wide receiver Mike Cyliax for an autograph the summer before the 2014 campaign. Once Matukewicz heard the story, he wrote Douglas a letter and invited him to the game.

SEMO's football program generously donated to the Nolan

Weber Believers 5K & Fun Run/Walk in nearby Jackson. Weber was a soccer player at Jackson High School who fought brain cancer for almost three years (doubling the life expectancy of what his illness normally came with) before he passed away. The contribution went to the Believing Beyond Nolan Weber Foundation that provides financial and/or spiritual/emotional support to children and their families battling cancer and other catastrophic illnesses.

Matukewicz also presented a check to the parents of Dominic Hooper -- a Scott City teen who tied in February, 2014 from injuries sustained in an ATV accident -- during the team's annual spring game.

A tireless worker, Matukewicz brings energy and passion unlike any other. His commitment to excellence and brick-by-brick mantra have the Redhawks soaring to new heights.

Popularly known as "Coach Tuke," Matukewicz was introduced as SEMO's 13th head coach on Dec. 18, 2013. Matukewicz is used to transforming programs into winners and he did just that as an assistant coach at Northern Illinois and Southern Illinois.

While at NIU, Matukewicz helped lead the Huskies to the Mid-American Conference West title in 2010 and an outright MAC Championship in 2011. Matukewicz was the linebackers coach in 2011 after serving as defensive run-game coordinator for three seasons under then-



head coach Jerry Kill.

Matukewicz reached the pinnacle of his NIU stint when he was interim head coach for the Huskies' trip to the 2010 Humanitarian Bowl after Kill accepted the Minnesota job at the end of the season. He led NIU to a commanding 40-17 victory over Fresno State in that game.

Matukewicz was responsible for coordinating the Huskies' run defense during his first three seasons at NIU. In 2010, the Huskies ranked 24th nationally and third in the MAC in rushing defense, allowing 126.5 yards per game. NIU also had the MAC's No. 1 total defense in 2008 and 2009.

In his first year in DeKalb, Matukewicz was part of a staff that turned NIU into the No. 1 scoring and total defense in the MAC, and one of the top

20 units in the country. The Huskies boasted the second-most improved scoring defense in the nation in 2008. That year, NIU allowed only 18 points per game, down from 30.8 the previous season. The Huskies ranked 17th nationally in total defense and was fifth in the country in pass defense.

Before that, Matukewicz spent seven seasons at SIU. As linebackers coach and run-game coordinator, he had a big hand in three Missouri Valley Football Conference championships (2003, 2004, 2005) and five NCAA Football Championship Subdivision playoff berths (2003, 2004, 2005, 2006, 2007).

Matukewicz was named the 2007 FCS Assistant Coach of the Year by the American Football Coaches Association after helping turn the Salukis into one of the top rushing



## 2021 SOUTHEAST MISSOURI FOOTBALL NOTES

**#7 SOUTHERN ILLINOIS // SEPT. 2**

defenses in the nation. SIU held its opponents to a rushing average below 135 yards per game every year from 2002-07. The Salukis had three of the top-10 rushing defenses in program history during that time.

Matukewicz's 2004 linebacker corps formed the heart of a defense which gave up just 101.7 rushing yards per game, led the nation in scoring defense and allowed 13.2 points per contest. Matukewicz made one more stop at the University of Toledo prior to accepting his first head coaching job at Southeast.

At Toledo, Matukewicz was defensive coordinator and linebackers coach for the 2012 and 2013 seasons.

In 2012, Matukewicz helped guide a defense that ranked among the top 25 in the nation in fourth-down conversion (9th), red-zone defense (10th), interceptions (18th) and turnovers forced (25th). The

Rockets went 9-4 and earned a trip to the 2012 Famous Idaho Potato Bowl.

Matukewicz's defense also featured the nation's leading tackler in linebacker Dan Molls. Molls had 166 tackles, earned First-Team All-MAC honors and became Toledo's first Academic All-American in eight years.

Matukewicz completed his undergraduate work at Fort Hays State. He received his bachelor's degree in physical education in 1997 and then earned his master's degree in administration at Pittsburg State.

Matukewicz coached at Fort Hays State (1996-97), Pittsburg State (1997-99), Coffeyville Community College (1999-2000) and Emporia State (2000-01) prior to his NCAA Division I football tenure.

Matukewicz and his wife, Lenna, have two daughters, Georgia and Shelby.

### ■ Matukewicz By the Numbers

**37** Wins

*Most among SEMO head coaches during NCAA Division I era.*

**36** All-Ohio Valley Conference Selections

*19 First-Team Selections  
17 Second-Team Selections*

**29** OVC Wins

*Most among SEMO head coaches.*

**25** Wins by a Senior Class (2017-2020)

*Most of any senior class under a SEMO head coach.*

**19** Weeks in FCS Top-25 Polls

*Matukewicz's teams ranked among the Top-25 in either the FCS STATS Media or AFCA Coaches Polls.*

**8** All-Americans

*Zach Hall, Marquis Terry, Drew Forbes, Kristian Wilkerson, Elijah Swehla, Mike Matthews, Zion Custis, Zach Haynes  
\* First, Second, Third-Team and Freshmen*

**6** Wins Over Ranked FCS Opponents

*Most of any SEMO head coach.*

**3** Consecutive Winning OVC Seasons

*First time in program history.*

**2** NFL Draft Picks

*Kendall Donnerson, LB, 7th Round, Green Bay (2018)  
Drew Forbes, OT, 6th Round, Cleveland (2019)*

**2** Nine-Win Seasons

*2018 (9-4) • 2019 (9-4)  
Most of any SEMO head coach.*

**2** FCS Playoff Appearances

*2018 • 2019  
Most of any SEMO head coach.*





## The Matukewicz File

### Experience:

27th Year (Eighth at SEMO)

### Hometown:

Silver Lake, Kan.

### Birthdate:

August 5, 1973

### Alma Mater:

Fort Hays State, 1997

### Education:

B.S. Physical Education (Fort Hays State)  
Master's Administration (Pittsburg State)

### Date Hired:

December 18, 2013

### Family:

Wife - Lenna  
Children - Georgia, Shelby

### Coaching Experience:

Fort Hays State, DL/ST, 1995-96  
Pittsburg State, OT/TE, 1997-98  
Coffeyville CC, OT/TE, 1999  
Emporia State, DL, 2000  
Southern Illinois, LB/Run Game, 2001-07  
Northern Illinois, Run Game, 2008-10  
Northern Illinois, LB, 2011  
Toledo, Defensive Coordinator, 2012-13  
Southeast Missouri, Head Coach, 2014-pr.

## Matukewicz Year-by-Year Records

Year	School	Assignment	Record	Conference Finish	Postseason
1995	Fort Hays State	D-Line/Special Teams	8-2-2	-	-
1996	Fort Hays State	D-Line/Special Teams	7-3	-	-
1997	Pittsburg State	Offensive Tackles/Tight Ends	9-2	-	NCAA Division II Playoffs
1998	Pittsburg State	Offensive Tackles/Tight Ends	7-2	-	-
1999	Coffeyville CC	Offensive Tackles/Tight Ends	5-5	-	-
2000	Emporia State	Defensive Line	6-5	-	-
2001	Southern Illinois	LBs/Run-Game Coordinator	1-10	-	-
2002	Southern Illinois	LBs/Run-Game Coordinator	4-8	-	-
2003	Southern Illinois	LBs/Run-Game Coordinator	10-2	-	NCAA FCS Playoffs
2004	Southern Illinois	LBs/Run-Game Coordinator	10-2	-	NCAA FCS Playoffs
2005	Southern Illinois	LBs/Run-Game Coordinator	9-4	-	NCAA FCS Playoffs (Quarterfinals)
2006	Southern Illinois	LBs/Run-Game Coordinator	9-4	-	NCAA FCS Playoffs (Quarterfinals)
2007	Southern Illinois	LBs/Run-Game Coordinator	12-2	-	NCAA FCS Playoffs (Semifinals)
2008	Northern Illinois	Run-Game Coordinator	6-7	-	Independence Bowl
2009	Northern Illinois	Run-Game Coordinator	7-6	-	International Bowl
2010	Northern Illinois	Interim Head Coach	11-3	-	Humanitarian Bowl (win credited to Matukewicz)
2011	Northern Illinois	Linebackers	11-3	-	GoDaddy.com Bowl
2012	Toledo	Defensive Coordinator	9-4	-	Famous Idaho Potato Bowl
2013	Toledo	Defensive Coordinator	7-5	-	-
2014	Southeast Missouri	Head Coach	5-7, 3-5 OVC	t6th	-
2015	Southeast Missouri	Head Coach	4-7, 3-4 OVC	5th	-
2016	Southeast Missouri	Head Coach	3-8, 3-5 OVC	7th	-
2017	Southeast Missouri	Head Coach	3-8, 3-5 OVC	6th	-
2018	Southeast Missouri	Head Coach	9-4, 6-2 OVC	2nd	NCAA FCS Playoffs (Second Round)
2019	Southeast Missouri	Head Coach	9-4, 7-1 OVC	t1st	NCAA FCS Playoffs
2020	Southeast Missouri	Head Coach	4-4, 4-3 OVC	4th	-

### Overall Record: 38-42

Record at Southeast Missouri, 37-42, 29-25 Ohio Valley Conference (7 years)

Record at Northern Illinois, 1-0, win in Humanitarian Bowl credited to Matukewicz (2010)

Record as a College Assistant, 147-79-2 (19 years)

### Coaching Honors

- 2018 Roy Kidd OVC Coach of the Year
- 2007 FCS Assistant Coach of the Year

## Assistant Coaches / Football Staff

In the Press Box: Dreiling, Kramer, Madison, Orchard




**Jeremy McDowell**  
Offensive Coord./QB  
Fourth Year



**Matt Martin**  
Special Teams/OLB  
Eight Year



**Nate Dreiling**  
ILB/Def. Run Game  
Fifth Year



**Ray Smith**  
Def. Pass Game/CB  
Fifth Year



**Justin Drudik**  
Off. Pass Game/WR  
Fourth Year Year




**Jerone Williams**  
Defensive Line  
Third Year



**Cooper Bassett**  
Offensive Line  
First Year



**Justin Kramer**  
Asst. HC/TE  
Second Year



**Issac Reed**  
Running Backs  
First Year




**Connor Benado**  
Defensive Quality  
Control



**Tevin Madison**  
Assistant DB



**Luke Berblinger**  
Recruiting  
Coordinator




**Lucas Orchard**  
Graduate Assistant



**Brett Blackman**  
Director of  
Operations



**Ben Fox**  
Sports Medicine



**Ryan Napoli**  
Sports Performance





# 2021 SOUTHEAST MISSOURI FOOTBALL NOTES

## #7 SOUTHERN ILLINOIS // SEPT. 2

No.	Name	Pos.	Ht.	Wt.	Cl.	Years Remaining	Hometown	High School/Previous College
0	Omarbrick Douglas	OLB	6-3	221	Gr.	1	Louisville, Ky.	Ballard
1	Jalyn Williams	QB	6-1	200	Jr.	4	Atlanta, Ga.	Westlake
2	Zion Custis	RB	5-8	180	Sr.	2	Lovejoy, Ga.	Lovejoy
2	Brandon Mincey	ILB	6-0	230	Sr.	1	Plantation, Fla.	American Heritage/Garden City CC
3	Christian Perez	QB	6-1	175	Jr.	4	East St. Louis, Ill.	East St. Louis/Louisville
3	Louis Taylor III	S	6-1	180	So.	4	Martinsville, Va.	Magna Vista/Liberty
4	Johnny King	WR	6-4	180	Sr.	2	Lauderdale Lakes, Fla.	Boyd H. Anderson/Northeastern Okla. A&M
5	CJ Ogbonna	QB	6-2	215	Jr.	3	Marietta, Ga.	Wheeler/Hutchinson CC
5	Ty Leonard	DB	6-0	170	Jr.	3	Louisville, Ky.	Butler
6	Geno Hess	RB	5-8	195	Sr.	2	Peoria, Ill.	Peoria
6	William McCall	DB	6-1	175	Jr.	3	Warner Robins, Ga.	Northside/Highland CC
7	Lawrence Johnson	DB	6-0	194	Sr.	2	St. Louis, Mo.	Riverview Gardens
7	Rashaan Palmer	WR	6-4	195	Jr.	4	Chicago, Ill.	Simeon
8	Pervis Frazier	WR	6-0	190	Sr.	2	Louisville, Miss.	Louisville/East Mississippi CC
8	Trai Hodges	DB	5-10	170	Sr.	2	Rome, Ga.	Rome
9	Zack Smith	WR	5-9	190	Gr.	1	Louisville, Ky.	Male
11	Mike Matthews	ILB	6-1	235	Jr.	3	Fayetteville, N.C.	Jack Britt
11	Evan Coleman	WR	5-11	160	Jr.	4	Brentwood, Tenn.	Ravenwood
12	Jacob Buie	QB	6-5	220	Sr.	2	Memphis, Tenn.	University School of Jackson
12	Jordan Cole	OLB	6-2	215	Gr.	2	Ferguson, Mo.	McCluer South-Berkeley/Northern Illinois
13	Wesley Roberts IV	WR	6-3	185	So.	4	Palatka, Fla.	Palatka
14	Cameron Powell	DB	6-1	170	So.	4	St. Louis, Mo.	Christian Brothers
15	Garrett Todd	WR	5-10	165	Jr.	4	Lebanon, Tenn.	Wilson Central
15	Clark Curno	K	6-0	185	Fr.	4	Jackson Hole, Wyo.	Jackson Hole
16	Austin Carter	OLB	6-3	245	Jr.	2	Broken Arrow, Okla.	Broken Arrow/Northeastern Okla. A&M
17	Patrick Maddox	QB	6-0	175	Sr.	2	Kennett, Mo.	Kennett
17	Reid Potts	QB	6-2	175	Fr.	4	Nixa, Mo.	Nixa
18	Keandre Booker	OLB	6-3	210	Jr.	4	Moss Point, Miss.	Moss Point
19	Adam Krause	K/P	6-0	190	Sr.	2	Chicago, Ill.	Montini Catholic/Western Kentucky
20	Q'Nairies Anderson	RB	5-11	180	Jr.	4	Charleston, Mo.	Charleston
21	Shamenski Rucker	RB	5-10	175	So.	4	Lawrenceville, Ga.	Central Gwinnett
22	Tyler Nelome	DB	6-3	180	So.	4	Hampton, Ga.	Dutchtown
23	Micah Fann	OLB	6-3	234	So.	4	Nashville, Tenn.	Nashville Christian
24	Shabari Davis	DB	6-0	180	Gr.	1	Garden City, Ga.	Groves/Garden City CC
25	Keveon Robbins	RB	6-0	200	Fr.	4	Sparta, Ga.	Hancock Central
26	Keilyn Tyus	OLB	6-3	210	So.	4	Barnesville, Ga.	Lamar County
27	Jay Callentine	OLB	6-2	205	Jr.	3	West Chicago, Ill.	Wheaton Academy/Missouri S&T
28	Amarion Whitfield	WR	5-11	175	Fr.	4	Brunswick, Ga.	Brunswick
29	Jalon Benson	DB	5-10	183	So.	4	Rockford, Ill.	Harlem
30	LaDarrius "Dee" Rule	ILB	6-1	220	Sr.	1	Horn Lake, Miss.	Lake Cormorant/Northwest Mississippi CC
31	Kenny Doak	K	5-10	200	Gr.	1	Perkasie, Pa.	Central Bucks West/Maine
32	Jaylan West	S	6-3	160	Fr.	4	Wilson, Ark.	Rivercrest
33	Stephen Cooper	DB	6-0	165	Fr.	4	Rock Hill, Mo.	Webster Groves
34	Antonio Taylor	DB	5-11	180	Fr.	4	Ellenwood, Ga.	Cedar Grove
35	Dony'e Taylor	DB	6-1	175	So.	4	Cape Girardeau, Mo.	Central
36	Austin Harpenau	K	6-0	175	Jr.	4	Overland Park, Kan.	Blue Valley Northwest/Western Illinois
37	Pernell Garner III	WR	5-8	140	Fr.	4	Wildwood, Mo.	Lafayette
38	Mali Walton	ILB	6-0	215	Fr.	4	Ballwin, Mo.	Parkway South
39	Dylan Schnitzler	RB	5-8	175	Fr.	4	Festus, Mo.	Jefferson
41	Jenson Walker	LS	6-3	235	So.	4	Holly, Mich.	Holly
42	Jaren Alnutt	TE	5-11	250	Jr.	4	Germantown, Tenn.	Houston
43	Zach Kriens	ILB	6-2	230	So.	4	Mesa, Ariz.	Higley/Rio Salado College
44	Jacob Morrissey	ILB	6-0	205	So.	4	Edwardsville, Ill.	Edwardsville
45	Izeal Terrell	ILB	6-3	220	Jr.	4	Alton, Ill.	Alton
47	Zach Haynes	K/P	6-1	170	Jr.	4	Potosi, Mo.	Potosi
48	Gary Robinson	ILB	6-0	205	So.	4	Hampton, Ga.	Dutchtown
49	DC Pippin	K	6-0	160	So.	4	Springfield, Ill.	Springfield
50	Lunden Manuel	DL	6-2	290	Jr.	4	Cordova, Tenn.	St. Benedict at Auburndale
52	Bryce Norman	ILB	6-0	220	Fr.	4	Jackson, Mo.	Jackson
55	Jamel Goulbourne	ILB	6-2	225	So.	4	Conyers, Ga.	Salem
56	Zack Gieg	OL	6-1	296	Jr.	3	Morgan Hill, Calif.	Valley Christian/Fresno State
57	Jeremiah Hayes	DL	6-0	300	Jr.	3	St. Louis, Mo.	Cardinal Ritter/McKendree
59	Matt Bigley	ILB	6-1	220	Sr.	2	West Salem, Wis.	West Salem/Ellsworth CC
60	AJ Laux	OL	6-4	275	So.	4	Gilbert, Ariz.	Higley

# 2021 SOUTHEAST MISSOURI FOOTBALL NOTES

#7 SOUTHERN ILLINOIS // SEPT. 2



No.	Name	Pos.	Ht.	Wt.	Cl.	Years Remaining	Hometown	High School/Previous College
63	Braden Higgins	OL	6-6	270	So.	4	Du Quoin, Ill.	Du Quoin
64	Jaden Rosenthal	OL	6-2	305	Sr.	1	Grandview, Mo.	Grandview/Butler CC
65	Jake Steward	OL	6-3	315	Jr.	4	Gardner, Kan.	Gardner-Edgerton
66	McKel Brumfield	OL	6-0	265	Fr.	4	Farmington, W.Va.	North Marion
68	Nate Korte	OL	6-4	305	Sr.	2	Morris, Ill.	Morris Community
70	Shyron Rodgers	OL	6-3	290	Sr.	2	Corinth, Miss.	Corinth/Northwest Mississippi CC
71	Alex Curry	OL	6-4	299	Fr.	4	Joplin, Mo.	Joplin
73	Will Christopher	OL	6-3	295	Sr.	2	Girard, Ill.	North Mac
74	Phillip Wilder	OL	6-5	280	So.	4	Jonesboro, Ga.	Mt. Zion
75	Clive Truschel	OL	6-3	315	Jr.	3	Clovis, Calif.	Clovis West/Fresno State
76	Terry Cook	OL	6-4	295	Gr.	1	Elgin, Texas	Elgin/Cisco College
77	Sage Sobrado	OL	6-2	280	Sr.	2	Fresno, Calif.	Fresno Christian/Santa Barbara City College
79	Khalyl Warren	OL	6-3	285	So.	4	Chicago, Ill.	Simeon
80	Luke Schwepker	WR	6-1	170	So.	4	Murray, Ky.	Calloway County
81	Jake Holten	WR	5-10	187	So.	4	Collinsville, Ill.	Collinsville
82	Terrell Jester	WR	6-0	190	So.	4	Griffin, Ga.	Griffin
83	Jack Clinkenbeard	WR	5-11	185	Fr.	4	Springfield, Mo.	Glendale
84	Zack Leininger	TE	6-5	250	Sr.	2	Hugoton, Kan.	Hugoton/Akron
85	Aaron Alston	WR	6-4	185	Sr.	2	Brighton, Tenn.	Brighton
86	Randol McDowell	TE	6-0	235	Fr.	4	Jackson, Mo.	Jackson
87	Caleb Strauss	TE	6-6	240	Sr.	3	Warrenton, Mo.	Warrenton
88	Will Weidemann	TE	6-5	240	Sr.	2	Clarion, Iowa	Goldfield/Ellsworth CC
89	Judd Cunningham	TE	6-0	195	Fr.	4	Farmington, Mo.	Farmington
90	Michael Harris	DL	6-2	250	Fr.	4	Shawnee, Kan.	Shawnee Mission Northwest
91	LaWilliam Holmes	DL	6-2	284	Sr.	2	Carthage, Miss.	Louisville/Copiah-Lincoln CC
92	Jaysen Triunfer	DL	6-0	250	Fr.	4	Paterson, N.J.	Kennedy
93	Bryson Donnell	DL	6-1	290	Sr.	1	Antioch, Tenn.	Lighthouse Christian
94	Harris Adams	DL	6-3	300	Fr.	4	Dickson, Tenn.	Nashville Christian
95	James Sackie	DL	6-0	290	Sr.	2	Providence, R.I.	Mt. Pleasant/Lackawanna College
96	Sam Keeper	DL	6-1	255	Fr.	4	St. Louis, Mo.	Cardinal Ritter
97	Caleb Webb	DL	5-11	270	Fr.	4	Cordova, Tenn.	Cordova
99	Steven Lewis	DL	6-1	285	So.	4	Pontiac, Ill.	Pontiac

## Head Coach

Tom Matukewicz (Eighth Year - Fort Hays State, 1997)

## Assistant Coaches

Jeromy McDowell (Offensive Coordinator/Quarterbacks - Central Methodist, 2005)  
 Matt Martin (Special Teams Coordinator/Outside Linebackers - Emporia State, 2006)  
 Ray Smith (Cornerbacks - Northern Illinois, 2006)  
 Justin Drudik (Recruiting Coordinator/Wide Receivers - Nebraska-Kearney, 2012)  
 Jerone Williams (Defensive Line - Eastern Illinois, 2014)  
 Justin Kramer (Tight Ends - Southern Illinois, 2005)  
 Cooper Bassett (Offensive Line - Oklahoma State, 2012)  
 Nate Dreiling (Run Game Coordinator/Inside Linebackers - Pittsburg State, 2013)  
 Issac Reed (Running Backs - Baldwin Wallace, 2016)  
 Luke Berblinger (Recruiting Coordinator - Emporia State, 2018)

## Additional Football Staff

Brett Blackman (Director of Operations & Equipment)  
 Ryan Napoli (Director of Sports Performance)  
 Ben Fox (Sports Medicine)  
 Lucas Orchard (Graduate Assistant)  
 Jesse Stilley (Graduate Assistant)  
 Tevin Madison (Defensive Quality Control)  
 Connor Benado (Defensive Quality Control)  
 Jake Speller (Video Coordinator)  
 Zach Bodway (Student Assistant)

Total Squad Members .....	96
Seniors.....	30
Graduate.....	6
Juniors.....	22
Sophomores .....	23
Freshmen .....	21

## Pronunciation Guide

Q'Nairies Anderson.....	CUE-nair-ee-us
Jacob Buie.....	boo-ee
Zion Custis.....	ZYE-on
Jontae Dobson .....	john-TAY
Zack Gieg.....	GEEG
Jamel Goulbourne .....	ghoul-born
Austin Harpenau .....	har-pen-oh
Nate Korte .....	core-TEE
Adam Krause .....	sounds like house
Shyron Rodgers.....	shy-RONE
Clive Truschel.....	truh-shell
Will Weidemann.....	WHY-duh-man
Jerone Williams.....	JER-on



## 2021 SOUTHEAST MISSOURI FOOTBALL NOTES

### #7 SOUTHERN ILLINOIS // SEPT. 2

No.	Name	Pos.	Ht.	Wt.	Cl.	Years Remaining	Hometown	High School/Previous College
94	Harris Adams	DL	6-3	300	Fr.	4	Dickson, Tenn.	Nashville Christian
42	Jaren Alnutt	TE	5-11	250	Jr.	4	Germantown, Tenn.	Houston
85	Aaron Alston	WR	6-4	185	Sr.	2	Brighton, Tenn.	Brighton
20	Q'Nairies Anderson	RB	5-11	180	Jr.	4	Charleston, Mo.	Charleston
29	Jalon Benson	DB	5-10	183	So.	4	Rockford, Ill.	Harlem
59	Matt Bigley	ILB	6-1	220	Sr.	2	West Salem, Wis.	West Salem/Ellsworth CC
18	Keandre Booker	OLB	6-3	210	Jr.	4	Moss Point, Miss.	Moss Point
66	McKel Brumfield	OL	6-0	265	Fr.	4	Farmington, W.Va.	North Marion
12	Jacob Buie	QB	6-5	220	Sr.	2	Memphis, Tenn.	University School of Jackson
27	Jay Callentine	OLB	6-2	205	Jr.	3	West Chicago, Ill.	Wheaton Academy/Missouri S&T
16	Austin Carter	OLB	6-3	245	Jr.	2	Broken Arrow, Okla.	Broken Arrow/Northeastern Okla. A&M
73	Will Christopher	OL	6-3	295	Sr.	2	Girard, Ill.	North Mac
83	Jack Clinkenbeard	WR	5-11	185	Fr.	4	Springfield, Mo.	Glendale
12	Jordan Cole	OLB	6-2	215	Gr.	2	Ferguson, Mo.	McCluer South-Berkeley/Northern Illinois
11	Evan Coleman	WR	5-11	160	Jr.	4	Brentwood, Tenn.	Ravenwood
76	Terry Cook	OL	6-4	295	Gr.	1	Elgin, Texas	Elgin/Cisco College
33	Stephen Cooper	DB	6-0	165	Fr.	4	Rock Hill, Mo.	Webster Groves
89	Judd Cunningham	TE	6-0	195	Fr.	4	Farmington, Mo.	Farmington
15	Clark Curno	K	6-0	185	Fr.	4	Jackson Hole, Wyo.	
71	Alex Curry	OL	6-4	299	Fr.	4	Joplin, Mo.	Joplin
2	Zion Custis	RB	5-8	180	Sr.	2	Lovejoy, Ga.	Lovejoy
24	Shabari Davis	DB	6-0	180	Gr.	1	Garden City, Ga.	Groves/Garden City CC
31	Kenny Doak	K	5-10	200	Gr.	1	Perkasie, Pa.	Central Bucks West/Maine
93	Bryson Donnell	DL	6-1	290	Sr.	1	Antioch, Tenn.	Lighthouse Christian
0	Omarbrick Douglas	OLB	6-3	221	Gr.	1	Louisville, Ky.	Ballard
23	Micah Fann	OLB	6-3	234	So.	4	Nashville, Tenn.	Nashville Christian
8	Pervis Frazier	WR	6-0	190	Sr.	2	Louisville, Miss.	Louisville/East Mississippi CC
37	Pernell Garner III	WR	5-8	140	Fr.	4	Wildwood, Mo.	Lafayette
56	Zack Gieg	OL	6-1	296	Jr.	3	Morgan Hill, Calif.	Valley Christian/Fresno State
55	Jamel Goulbourne	ILB	6-2	225	So.	4	Conyers, Ga.	Salem
36	Austin Harpenau	K	6-0	175	Jr.	4	Overland Park, Kan.	Blue Valley Northwest/Western Illinois
90	Michael Harris	DL	6-2	250	Fr.	4	Shawnee, Kan.	Shawnee Mission Northwest
57	Jeremiah Hayes	DL	6-0	300	Jr.	3	St. Louis, Mo.	Cardinal Ritter/McKendree
47	Zach Haynes	K/P	6-1	170	Jr.	4	Potosi, Mo.	Potosi
6	Geno Hess	RB	5-8	195	Sr.	2	Peoria, Ill.	Peoria
63	Braden Higgins	OL	6-6	270	So.	4	Du Quoin, Ill.	Du Quoin
8	Trai Hodges	DB	5-10	170	Sr.	2	Rome, Ga.	Rome
91	LaWilliam Holmes	DL	6-2	284	Sr.	2	Carthage, Miss.	Louisville/Copiah-Lincoln CC
81	Jake Holten	WR	5-10	187	So.	4	Collinsville, Ill.	Collinsville
82	Terrell Jester	WR	6-0	190	So.	4	Griffin, Ga.	Griffin
7	Lawrence Johnson	DB	6-0	194	Sr.	2	St. Louis, Mo.	Riverview Gardens
96	Sam Keeper	DL	6-1	255	Fr.	4	St. Louis, Mo.	Cardinal Ritter
4	Johnny King	WR	6-4	180	Sr.	2	Lauderdale Lakes, Fla.	Boyd H. Anderson/Northeastern Okla. A&M
68	Nate Korte	OL	6-4	305	Sr.	2	Morris, Ill.	Morris Community
19	Adam Krause	P	6-0	190	Sr.	2	Chicago, Ill.	Montini Catholic/Western Kentucky
43	Zach Kriens	ILB	6-2	230	So.	4	Mesa, Ariz.	Higley/Rio Salado College
60	AJ Laux	OL	6-4	275	So.	4	Gilbert, Ariz.	Higley
84	Zack Leininger	TE	6-5	250	Sr.	2	Hugoton, Kan.	Hugoton/Akron
5	Ty Leonard	DB	6-0	170	Jr.	3	Louisville, Ky.	Butler
99	Steven Lewis	DL	6-1	285	So.	4	Pontiac, Ill.	Pontiac
17	Patrick Maddox	QB	6-0	175	Sr.	2	Kennett, Mo.	Kennett
50	Lunden Manuel	DL	6-2	290	Jr.	4	Cordova, Tenn.	St. Benedict at Auburndale
11	Mike Matthews	ILB	6-1	235	Jr.	3	Fayetteville, N.C.	Jack Britt
6	William McCall	DB	6-1	175	Jr.	3	Warner Robins, Ga.	Northside/Highland CC
86	Randol McDowell	TE	6-0	235	Fr.	4	Jackson, Mo.	Jackson
2	Brandon Mincey	ILB	6-0	230	Sr.	1	Plantation, Fla.	American Heritage/Garden City CC
44	Jacob Morrissey	ILB	6-0	205	So.	4	Edwardsville, Ill.	Edwardsville
22	Tyler Nelome	DB	6-3	180	So.	4	Hampton, Ga.	Dutchtown
52	Bryce Norman	ILB	6-0	220	Fr.	4	Jackson, Mo.	Jackson
5	CJ Ogbonna	QB	6-2	215	Jr.	3	Marietta, Ga.	Wheeler/Hutchinson CC
7	Rashaan Palmer	WR	6-4	195	Jr.	4	Chicago, Ill.	Simeon
3	Christian Perez	QB	6-1	175	Jr.	4	East St. Louis, Ill.	East St. Louis/Louisville
49	DC Pippin	K	6-0	160	So.	4	Springfield, Ill.	Springfield
17	Reid Potts	QB	6-2	175	Fr.	4	Nixa, Mo.	Nixa



# 2021 SOUTHEAST MISSOURI FOOTBALL NOTES

#7 SOUTHERN ILLINOIS // SEPT. 2



No.	Name	Pos.	Ht.	Wt.	Cl.	Years Remaining	Hometown	High School/Previous College
14	Cameron Powell	DB	6-1	170	So.	4	St. Louis, Mo.	Christian Brothers
25	Keveon Robbins	RB	6-0	200	Fr.	4	Sparta, Ga.	Hancock Central
13	Wesley Roberts IV	WR	6-3	185	So.	4	Palatka, Fla.	Palatka
48	Gary Robinson	ILB	6-0	205	So.	4	Hampton, Ga.	Dutchtown
70	Shyron Rodgers	OL	6-3	290	Sr.	2	Corinth, Miss.	Corinth/Northwest Mississippi CC
64	Jaden Rosenthal	OL	6-2	305	Sr.	1	Grandview, Mo.	Grandview/Butler CC
21	Shamenski Rucker	RB	5-10	175	So.	4	Lawrenceville, Ga.	Central Gwinnett
30	LaDarrius "Dee" Rule	ILB	6-1	220	Sr.	1	Horn Lake, Miss.	Lake Cormorant/Northwest Mississippi CC
95	James Sackie	DL	6-0	290	Sr.	2	Providence, R.I.	Mt. Pleasant/Lackawanna College
39	Dylan Schnitzler	RB	5-8	175	Fr.	4	Festus, Mo.	Jefferson
80	Luke Schwepker	WR	6-1	170	So.	4	Murray, Ky.	Calloway County
9	Zack Smith	WR	5-9	190	Gr.	1	Louisville, Ky.	Male
77	Sage Sobrado	OL	6-2	280	Sr.	2	Fresno, Calif.	Fresno Christian/Santa Barbara City College
65	Jake Steward	OL	6-3	315	Jr.	4	Gardner, Kan.	Gardner-Edgerton
87	Caleb Strauss	TE	6-6	240	Sr.	3	Warrenton, Mo.	Warrenton
34	Antonio Taylor	DB	5-11	180	Fr.	4	Ellenwood, Ga.	Cedar Grove
3	Louis Taylor III	S	6-1	180	So.	4	Martinsville, Va.	Magna Vista/Liberty
35	Dony'e Taylor	DB	6-1	175	So.	4	Cape Girardeau, Mo.	Central
45	Izeal Terrell	OLB	6-3	220	Jr.	4	Alton, Ill.	Alton
15	Garrett Todd	WR	5-10	165	Jr.	4	Lebanon, Tenn.	Wilson Central
92	Jaysen Triunfer	DL	6-0	250	Fr.	4	Paterson, N.J.	Kennedy
75	Clive Truschel	OL	6-3	315	Jr.	3	Clovis, Calif.	Clovis West/Fresno State
26	Keilyn Tyus	OLB	6-3	210	So.	4	Barnesville, Ga.	Lamar County
41	Jenson Walker	LS	6-3	235	So.	4	Holly, Mich.	Holly
38	Mali Walton	ILB	6-0	215	Fr.	4	Ballwin, Mo.	Parkway South
79	Khalyl Warren	OL	6-3	285	So.	4	Chicago, Ill.	Simeon
97	Caleb Webb	DL	5-11	270	Fr.	4	Cordova, Tenn.	Cordova
88	Will Weidemann	TE	6-5	240	Sr.	2	Clarion, Iowa	Goldfield/Ellsworth CC
32	Jaylan West	S	6-3	160	Fr.	4	Wilson, Ark.	Rivercrest
28	Amarion Whitfield	DB	5-11	175	Fr.	4	Brunswick, Ga.	Brunswick
74	Phillip Wilder	OL	6-5	280	So.	4	Jonesboro, Ga.	Mt. Zion
1	Jalyn Williams	QB	6-1	200	Jr.	4	Atlanta, Ga.	Westlake

## Head Coach

Tom Matukewicz (Eighth Year - Fort Hays State, 1997)

## Assistant Coaches

Jeromy McDowell (Offensive Coordinator/Quarterbacks - Central Methodist, 2005)  
 Matt Martin (Special Teams Coordinator/Outside Linebackers - Emporia State, 2006)  
 Ray Smith (Cornerbacks - Northern Illinois, 2006)  
 Justin Drudik (Recruiting Coordinator/Wide Receivers - Nebraska-Kearney, 2012)  
 Jerone Williams (Defensive Line - Eastern Illinois, 2014)  
 Justin Kramer (Tight Ends - Southern Illinois, 2005)  
 Cooper Bassett (Offensive Line - Oklahoma State, 2012)  
 Issac Reed (Running Backs - Baldwin Wallace, 2016)  
 Nate Dreiling (Run Game Coordinator/Inside Linebackers - Pittsburg State, 2013)  
 Luke Berblinger (Recruiting Coordinator - Emporia State, 2018)

## Additional Football Staff

Brett Blackman (Director of Operations & Equipment)  
 Ryan Napoli (Director of Sports Performance)  
 Ben Fox (Sports Medicine)  
 Lucas Orchard (Graduate Assistant)  
 Jesse Stilley (Graduate Assistant)  
 Tevin Madison (Defensive Quality Control)  
 Connor Benado (Defensive Quality Control)  
 Jake Speller (Video Coordinator)  
 Zach Bodway (Student Assistant)

Total Squad Members .....	96
Seniors.....	30
Graduate.....	6
Juniors.....	22
Sophomores .....	23
Freshmen .....	21

## Pronunciation Guide

Q'Nairies Anderson.....	CUE-nair-ee-us
Jacob Buie.....	boo-ee
Zion Custis.....	ZYE-on
Jontae Dobson .....	john-TAY
Zack Gieg.....	GEEG
Jamel Goulbourne .....	ghoul-born
Austin Harpenau .....	har-pen-oh
Nate Korte .....	core-TEE
Adam Krause .....	sounds like house
Shyron Rodgers.....	shy-RONE
Clive Truschel.....	truh-shell
Will Weidemann.....	WHY-duh-man
Jerone Williams.....	JER-on



## 2021 SOUTHEAST MISSOURI FOOTBALL NOTES

### #7 SOUTHERN ILLINOIS // SEPT. 2

#### Offense

##### Left Tackle

- 76** Terry Cook // 6-4 // 295 // Gr. // Elgin, Texas (Cisco College)  
**74** Phillip Wilder // 6-5 // 280 // So. // Jonesboro, Ga. (Mt. Zion H.S.)

##### Left Guard

- 70** Shyron Rodgers // 6-3 // 290 // Sr. // Corinth, Miss. (Northwest Mississippi CC)\*  
**64** Jaden Rosenthal // 6-2 // 305 // Sr. // Grandview, Mo. (Butler CC)\*

##### Center

- 56** Zack Gieg // 6-1 // 296 // Jr. // Morgan Hill, Calif. (Fresno State)  
**79** Khalyi Warren // 6-3 // 285 // So. // Chicago, Ill. (Simeon H.S.)

##### Right Guard

- 77** Sage Sobrado // 6-2 // 280 // Sr. // Fresno, Calif. (Santa Barbara City College)  
**73** Will Christopher // 6-3 // 295 // Sr. // Girard, Ill. (North Mac H.S.)

##### Right Tackle

- 68** Nate Korte // 6-4 // 305 // Sr. // Morris, Ill. (Morris Community H.S.)\*  
**63** Braden Higgins // 6-6 // 270 // So. // Du Quoin, Ill. (Du Quoin H.S.)

##### Tight End

- 88** Will Weidemann // 6-5 // 240 // Sr. // Clarion, Iowa (Ellsworth CC)  
**87** Caleb Strauss // 6-6 // 240 // Sr. // Warrenton, Mo. (Warrenton H.S.)

##### Quarterback

- 5** CJ Ogbonna // 6-2 // 215 // Jr. // Marietta, Ga. (Hutchinson CC)  
**3** Christian Perez // 6-1 // 175 // Jr. // East St. Louis, Ill. (Louisville)

##### Tailback

- 6** Geno Hess // 5-8 // 195 // Sr. // Peoria, Ill. (Peoria H.S.)\*  
**2** Zion Custis // 5-8 // 180 // Sr. // Lovejoy, Ga. (Lovejoy H.S.)

##### Wide Receiver

- 4** Johnny King // 6-4 // 180 // Sr. // Lauderdale Lakes, Fla. (NE Oklahoma A&M)\*  
**13** Wesley Roberts IV // 6-3 // 185 // So. // Palatka, Fla. (Palatka H.S.)

##### Wide Receiver

- 9** Zack Smith // 5-9 // 190 // Gr. // Louisville, Ky. (Male H.S.)\*  
**82** Terrell Jester // 6-0 // 190 // So. // Griffin, Ga. (Griffin H.S.)

##### Wide Receiver

- 85** Aaron Alston // 6-4 // 185 // Sr. // Brighton, Tenn. (Brighton H.S.)\*  
**7** Rashaan Palmer // 6-4 // 195 // Jr. // Chicago, Ill. (Simeon H.S.)

#### Defense

##### Defensive End

- 93** Bryson Donnell // 6-1 // 290 // Sr. // Antioch, Tenn. (Lighthouse Christian H.S.)\*  
**90** Michael Harris // 6-2 // 250 // Fr. // Shawnee, Kan. (Shawnee Mission Northwest H.S.)

##### Nose Tackle

- 95** James Sackie // 6-0 // 290 // Sr. // Providence, R.I. (Lackawanna College)  
**96** Sam Keeper // 6-1 // 255 // Fr. // St. Louis, Mo. (Cardinal Ritter H.S.)

##### Defensive Tackle

- 99** Steven Lewis // 6-1 // 285 // So. // Pontiac, Ill. (Pontiac H.S.)  
**50** Lunden Manuel // 6-2 // 290 // Jr. // Cordova, Tenn. (St. Benedict at Auburndale H.S.)

##### Outside Linebacker (Rush)

- 18** Keandre Booker // 6-3 // 210 // Jr. // Moss Point, Miss. (Moss Point H.S.)  
**23** Micah Fann // 6-3 // 234 // So. // Nashville, Tenn. (Nashville Christian H.S.) **OR**  
**16** Austin Carter // 6-3 // 245 // Jr. // Broken Arrow, Okla. (Northeastern Okla. A&M)

##### Linebacker (Mike)

- 11** Mike Matthews // 6-1 // 235 // Jr. // Fayetteville, N.C. (Jack Britt H.S.)\*  
**52** Bryce Norman // 6-0 // 220 // Fr. // Jackson, Mo. (Jackson H.S.)

##### Linebacker (Will)

- 2** Brandon Mincey // 6-0 // 230 // Sr. // Plantation, Fla. (Garden City CC)\*  
**44** Jacob Morrissey // 6-0 // 205 // So. // Edwardsville, Ill. (Edwardsville H.S.)

##### Outside Linebacker (Star)

- 0** Omarick Douglas // 6-3 // 221 // Gr. // Louisville, Ky. (Ballard H.S.)\*  
**45** Izeal Terrell // 6-3 // 220 // Jr. // Alton, Ill. (Alton H.S.)

##### Cornerback (Boundary)

- 5** Ty Leonard // 6-0 // 170 // Jr. // Louisville, Ky. (Butler H.S.)  
**14** Cameron Powell // 6-1 // 170 // So. // St. Louis, Mo. (Christian Brothers H.S.)

##### Free Safety

- 8** Trai Hodges // 5-10 // 170 // Sr. // Rome, Ga. (Rome H.S.)  
**34** Antonio Taylor // 5-11 // 180 // Fr. // Ellenwood, Ga. (Cedar Grove H.S.)

##### Strong Safety

- 7** Lawrence Johnson // 6-0 // 194 // Sr. // St. Louis, Mo. (Riverview Gardens H.S.)\*  
**35** Dony'e Taylor // 6-1 // 175 // So. // Cape Girardeau, Mo. (Central H.S.)

##### Cornerback (Field)

- 24** Shabari Davis // 6-0 // 180 // Gr. // Garden City, Ga. (Garden City CC)\*  
**29** Jalon Benson // 5-10 // 183 // So. // Rockford, Ill. (Harlem H.S.)

#### Special Teams

##### Placekicker

- 31** Kenny Doak // 5-10 // 200 // Gr. // Perkasio, Pa. (Maine)\*  
**49** DC Pippin // 6-0 // 160 // So. // Springfield, Ill. (Springfield)

##### Kickoffs

- 31** Kenny Doak // 5-10 // 200 // Gr. // Perkasio, Pa. (Maine)\* **OR**  
**19** Adam Krause // 6-0 // 190 // Sr. // Chicago, Ill. (Western Kentucky)

##### Punter

- 47** Zach Haynes // 6-1 // 170 // Jr. // Potosi, Mo. (Potosi H.S.)\*  
**19** Adam Krause // 6-0 // 190 // Sr. // Chicago, Ill. (Western Kentucky)

##### Holder

- 19** Adam Krause // 6-0 // 190 // Sr. // Chicago, Ill. (Western Kentucky)\*  
**17** Patrick Maddox // 6-0 // 175 // Sr. // Kennett, Mo. (Kennett H.S.)

##### Long Snapper/Short Snapper

- 41** Jensen Walker // 6-3 // 235 // R-So. // Holly, Mich. (Holly H.S.)  
**60** A.J. Laux // 6-4 // 275 // So. // Gilbert, Ariz. (Higley H.S.)

##### Punt Returns

- 24** Shabari Davis // 6-0 // 180 // Gr. // Garden City, Ga. (Garden City CC)\*  
**9** Zack Smith // 5-9 // 190 // Gr. // Louisville, Ky. (Male H.S.)\*

##### Kickoff Returns

- 2** Zion Custis // 5-8 // 180 // Sr. // Lovejoy, Ga. (Lovejoy H.S.)  
**9** Zack Smith // 5-9 // 190 // Gr. // Louisville, Ky. (Male H.S.)\*  
**20** Q'Nairies Anderson // 5-11 // 180 // Jr. // Charleston, Mo. (Charleston H.S.)

\* Returning Starter



## 2020-21 Team Statistics

Team Statistics	SEMO	OPP
SCORING	221	181
Points Per Game	27.6	22.6
Points Off Turnovers	41	31
FIRST DOWNS	144	143
Rushing	66	63
Passing	58	58
Penalty	20	22
RUSHING YARDAGE	1180	1395
Yards gained rushing	1443	1537
Yards lost rushing	263	142
Rushing Attempts	300	309
Average Per Rush	3.9	4.5
Average Per Game	147.5	174.4
TDs Rushing	18	9
PASSING YARDAGE	1395	1449
Comp-Att-Int	127-228-9	120-248-10
Average Per Pass	6.1	5.8
Average Per Catch	11.0	12.1
Average Per Game	174.4	181.1
TDs Passing	8	14
TOTAL OFFENSE	2575	2844
Total Plays	528	557
Average Per Play	4.9	5.1
Average Per Game	321.9	355.5
KICK RETURNS: #-Yards	23-461	24-391
PUNT RETURNS: #-Yards	18-142	12-89
INT RETURNS: #-Yards	10-155	9-47
KICK RETURN AVERAGE	20.0	16.3
PUNT RETURN AVERAGE	7.9	7.4
INT RETURN AVERAGE	15.5	5.2
FUMBLES-LOST	11-6	9-5
PENALTIES-Yards	68-590	49-459
Average Per Game	73.8	57.4
PUNTS-Yards	41-1680	41-1451
Average Per Punt	41.0	35.4
Net punt average	38.3	31.4
KICKOFFS-Yards	42-2321	33-1840
Average Per Kick	55.3	55.8
Net kick average	41.8	37.2
TIME OF POSSESSION/Game	29:11	30:49
3RD-DOWN Conversions	34/106	39/118
3rd-Down Pct	32%	33%
4TH-DOWN Conversions	11/17	9/25
4th-Down Pct	65%	36%
SACKS BY-Yards	9-45	13-94
MISC YARDS	38	0
TOUCHDOWNS SCORED	29	24
FIELD GOALS-ATTEMPTS	6-10	5-10
ON-SIDE KICKS	0-0	0-2
RED-ZONE SCORES	(29-35) 83%	(18-27) 67%
RED-ZONE TOUCHDOWNS	(23-35) 66%	(13-27) 48%
PAT-ATTEMPTS	(27-29) 93%	(18-20) 90%
ATTENDANCE	6718	13294
Games/Avg Per Game	3/2239	5/2659
Neutral Site Games		0/0

Score by Quarters	1st	2nd	3rd	4th	OT	Total
Southeast Missouri	68	62	36	48	7	221
Opponents	43	44	21	59	14	181





# 2021 SOUTHEAST MISSOURI FOOTBALL NOTES

#7 SOUTHERN ILLINOIS // SEPT. 2

## 2020-21 Individual Statistics

Rushing	gp	att	gain	loss	net	avg	td	lg	avg/g
HESS, Geno	8	137	708	42	666	4.9	12	64	83.2
CUSTIS, Zion	6	50	200	16	184	3.7	4	18	30.7
BUNCH, Andrew	8	56	312	153	159	2.8	2	44	19.9
RUCKER, S.	7	22	97	10	87	4.0	0	15	12.4
BATTLE, Eddie	7	16	71	11	60	3.8	0	24	8.6
SMITH, Zack	8	6	29	2	27	4.5	0	12	3.4
ANDERSON, Q.	2	4	12	0	12	3.0	0	5	6.0
BUIE, Jacob	2	2	9	1	8	4.0	0	9	4.0
ALSTON, Aaron	6	2	5	3	2	1.0	0	5	0.3
TEAM	4	5	0	25	-25	-5.0	0	0	-6.2
Total	8	300	1443	263	1180	3.9	18	64	147.5
Opponents	8	309	1537	142	1395	4.5	9	72	174.4

Passing	gp	effic	comp-att-int	pct	yds	td	lg	avg/g
BUNCH, Andrew	8	112.43	125-221-9	56.6	1370	8	74	171.2
BUIE, Jacob	2	68.33	2-6-0	33.3	25	0	19	12.5
CORNETT, Colby	8	0.00	0-1-0	0.0	0	0	0	0.0
Total	8	110.78	127-228-9	55.7	1395	8	74	174.4
Opponents	8	108.03	120-248-10	48.4	1449	14	80	181.1

Receiving	gp	no.	yds	avg	td	lg	avg/g
SMITH, Zack	8	38	403	10.6	4	61	50.4
KING, Johnny	8	31	392	12.6	2	44	49.0
ALSTON, Aaron	6	18	256	14.2	0	44	42.7
WEIDEMANN, Will	8	8	71	8.9	0	19	8.9
CRUMP, Austin	8	7	53	7.6	0	16	6.6
PALMER, R.	5	5	136	27.2	1	74	27.2
RUCKER, S.	7	4	36	9.0	0	16	5.1
CORNETT, Colby	8	4	22	5.5	1	19	2.8
CUSTIS, Zion	6	4	16	4.0	0	11	2.7
JESTER, Terrell	4	4	0	0.0	0	1	0.0
HESS, Geno	8	2	0	0.0	0	3	0.0
TODD, Garrett	7	1	6	6.0	0	6	0.9
JOHNSON, L.	8	1	4	4.0	0	4	0.5
Total	8	127	1395	11.0	8	74	174.4
Opponents	8	120	1449	12.1	14	80	181.1

Punt Returns	no.	yds	avg	td	lg
DAVIS, Shabari	10	95	9.5	0	22
YOUNG, Al	5	28	5.6	0	18
SMITH, Zack	2	19	9.5	1	0
NELOME, Tyler	1	0	0.0	0	0
Total	18	142	7.9	1	22
Opponents	12	89	7.4	0	31

Interceptions	no.	yds	avg	td	lg
DAVIS, Shabari	2	49	24.5	1	33
TERRELL, Izeal	2	18	9.0	0	10
YOUNG, Al	2	43	21.5	1	25
KNIGHTEN, B.	1	1	1.0	0	1
MATTHEWS, Mike	1	7	7.0	0	7
JOHNSON, L.	1	37	37.0	0	37
GAULDEN, Kareem	1	0	0.0	0	0
Total	10	155	15.5	2	37
Opponents	9	47	5.2	1	25

Kick Returns	no.	yds	avg	td	lg
SMITH, Zack	10	212	21.2	0	33
DAVIS, Shabari	5	89	17.8	0	24
CUSTIS, Zion	4	108	27.0	0	42
CORNETT, Colby	2	33	16.5	0	26
STRAUSS, Caleb	1	0	0.0	0	0
ANDERSON, Q.	1	19	19.0	0	19
Total	23	461	20.0	0	42
Opponents	24	391	16.3	0	39

Fumble Returns	no.	yds	avg	td	lg
PIRTLE, Bryant	1	5	5.0	0	3
Total	1	5	5.0	0	3
Opponents	1	9	9.0	0	9

**2021 SOUTHEAST MISSOURI FOOTBALL NOTES**  
**#7 SOUTHERN ILLINOIS // SEPT. 2**



**2020-21 Individual Statistics**

Scoring	td	fg	PAT				dxp	saf	pts
			kick	rush	rcv	pass			
HESS, Geno	12	-	-	-	-	-	-	-	72
DOAK, Kenny	-	5-9	25-27	-	-	-	-	-	40
SMITH, Zack	5	-	-	-	-	-	-	-	30
CUSTIS, Zion	4	-	-	-	-	-	-	-	24
KING, Johnny	2	-	-	-	-	-	-	-	12
BUNCH, Andrew	2	-	-	-	-	-	-	-	12
CORNETT, Colby	1	-	-	-	-	-	-	-	6
DAVIS, Shabari	1	-	-	-	-	-	-	-	6
PALMER, R.	1	-	-	-	-	-	-	-	6
YOUNG, Al	1	-	-	-	-	-	-	-	6
TILLER, K.	-	1-1	2-2	-	-	-	-	-	5
ALSTON, Aaron	-	-	-	-	-	-	-	1	2
Total	29	6-10	27-29	-	-	-	-	1	221
Opponents	24	5-10	18-20	1-2	1	1-2	-	-	181

Total Offense	g	plays	rush	pass	total	avg/g
BUNCH, Andrew	8	277	159	1370	1529	191.1
HESS, Geno	8	137	666	0	666	83.2
CUSTIS, Zion	6	50	184	0	184	30.7
RUCKER, S.	7	22	87	0	87	12.4
BATTLE, Eddie	7	16	60	0	60	8.6
BUIE, Jacob	2	8	8	25	33	16.5
SMITH, Zack	8	6	27	0	27	3.4
ANDERSON, Q.	2	4	12	0	12	6.0
ALSTON, Aaron	6	2	2	0	2	0.3
TEAM	4	5	-25	0	-25	-6.2
Total	8	528	1180	1395	2575	321.9
Opponents	8	557	1395	1449	2844	355.5

Field Goals	fg	pct.	01-19	20-29	30-39	40-49	50-99	lg	blk
TILLER, K.	1-1	100.0	0-0	0-0	1-1	0-0	0-0	32	0
DOAK, Kenny	5-9	55.6	0-0	2-3	3-6	0-0	0-0	35	0

FG Sequence	Southeast Missouri	Opponents
Southern Illinois	(32)	(23),(27)
Eastern Illinois	38,(32),(35)	-
Murray State	27	(34)
Austin Peay	-	37
Jacksonville State	(33),39	31
Tennessee Tech	(23)	36
UT Martin	-	(47),32
TSU	37,(26)	(20),49

Punting	no.	yds	avg	lg	tb	fc	i20	50+	blk
HAYNES, Zach	36	1521	42.2	53	1	14	15	5	1
KRAUSE, Adam	3	119	39.7	50	0	1	0	1	0
TEAM	2	40	20.0	40	0	0	0	0	1
Total	41	1680	41.0	53	1	15	15	6	2
Opponents	41	1451	35.4	53	1	7	8	1	2

Kickoffs	no.	yds	avg	tb	ob	retn	net	ydln
KRAUSE, Adam	29	1652	57.0	4	1			
DOAK, Kenny	13	669	51.5	3	0			
Total	42	2321	55.3	7	1	16.3	41.8	23
Opponents	33	1840	55.8	6	0	20.0	37.2	27

Numbers in (parentheses) indicate field goal was made.



# 2021 SOUTHEAST MISSOURI FOOTBALL NOTES

#7 SOUTHERN ILLINOIS // SEPT. 2

## 2020-21 Individual Statistics

Rushing	gp	att	gain	loss	net	avg	td	lg	avg/g
HESS, Geno	8	137	708	42	666	4.9	12	64	83.2
CUSTIS, Zion	6	50	200	16	184	3.7	4	18	30.7
BUNCH, Andrew	8	56	312	153	159	2.8	2	44	19.9
RUCKER, S.	7	22	97	10	87	4.0	0	15	12.4
BATTLE, Eddie	7	16	71	11	60	3.8	0	24	8.6
SMITH, Zack	8	6	29	2	27	4.5	0	12	3.4
ANDERSON, Q.	2	4	12	0	12	3.0	0	5	6.0
BUIE, Jacob	2	2	9	1	8	4.0	0	9	4.0
ALSTON, Aaron	6	2	5	3	2	1.0	0	5	0.3
TEAM	4	5	0	25	-25	-5.0	0	0	-6.2
Total	8	300	1443	263	1180	3.9	18	64	147.5
Opponents	8	309	1537	142	1395	4.5	9	72	174.4

Passing	gp	eff	comp-att-int	pct	yds	td	lg	avg/g
BUNCH, Andrew	8	112.43	125-221-9	56.6	1370	8	74	171.2
BUIE, Jacob	2	68.33	2-6-0	33.3	25	0	19	12.5
CORNETT, Colby	8	0.00	0-1-0	0.0	0	0	0	0.0
Total	8	110.78	127-228-9	55.7	1395	8	74	174.4
Opponents	8	108.03	120-248-10	48.4	1449	14	80	181.1

Receiving	gp	no.	yds	avg	td	lg	avg/g
SMITH, Zack	8	38	403	10.6	4	61	50.4
KING, Johnny	8	31	392	12.6	2	44	49.0
ALSTON, Aaron	6	18	256	14.2	0	44	42.7
WEIDEMANN, Will	8	8	71	8.9	0	19	8.9
CRUMP, Austin	8	7	53	7.6	0	16	6.6
PALMER, R.	5	5	136	27.2	1	74	27.2
RUCKER, S.	7	4	36	9.0	0	16	5.1
CORNETT, Colby	8	4	22	5.5	1	19	2.8
CUSTIS, Zion	6	4	16	4.0	0	11	2.7
JESTER, Terrell	4	4	0	0.0	0	1	0.0
HESS, Geno	8	2	0	0.0	0	3	0.0
TODD, Garrett	7	1	6	6.0	0	6	0.9
JOHNSON, L.	8	1	4	4.0	0	4	0.5
Total	8	127	1395	11.0	8	74	174.4
Opponents	8	120	1449	12.1	14	80	181.1

Punt Returns	no.	yds	avg	td	lg
DAVIS, Shabari	10	95	9.5	0	22
YOUNG, AI	5	28	5.6	0	18
SMITH, Zack	2	19	9.5	1	0
NELOME, Tyler	1	0	0.0	0	0
Total	18	142	7.9	1	22
Opponents	12	89	7.4	0	31

Interceptions	no.	yds	avg	td	lg
DAVIS, Shabari	2	49	24.5	1	33
TERRELL, Izeal	2	18	9.0	0	10
YOUNG, AI	2	43	21.5	1	25
KNIGHTEN, B.	1	1	1.0	0	1
MATTHEWS, Mike	1	7	7.0	0	7
JOHNSON, L.	1	37	37.0	0	37
GAULDEN, Kareem	1	0	0.0	0	0
Total	10	155	15.5	2	37
Opponents	9	47	5.2	1	25

Kick Returns	no.	yds	avg	td	lg
SMITH, Zack	10	212	21.2	0	33
DAVIS, Shabari	5	89	17.8	0	24
CUSTIS, Zion	4	108	27.0	0	42
CORNETT, Colby	2	33	16.5	0	26
STRAUSS, Caleb	1	0	0.0	0	0
ANDERSON, Q.	1	19	19.0	0	19
Total	23	461	20.0	0	42
Opponents	24	391	16.3	0	39

Fumble Returns	no.	yds	avg	td	lg
PIRTLE, Bryant	1	5	5.0	0	3
Total	1	5	5.0	0	3
Opponents	1	9	9.0	0	9





## 2020-21 Defensive Statistics

##	Defensive Leaders	gp	Tackles				Sacks no-yds	Pass defense			Fumbles		blkd		
			ua	a	tot	ttl/yds		int-yds	brup	qbh	rcv-yds	ff	kick	saf	
7	JOHNSON, L.	8	36	19	55	1.0-1	.	1-37	4	.	.	1	.	.	.
11	MATTHEWS, Mike	8	20	25	45	2.0-5	.	1-7	3	.	1-0	1	.	.	.
12	MINCEY, Brandon	8	20	22	42	4.0-17	1.0-8	.	1	3	.	.	.	.	.
93	DONNELL, Bryson	8	14	27	41	3.0-5	1.0-2	.	.	4	1-0	1	1	.	.
2	KNIGHTEN, B.	8	27	13	40	1.0-1	.	1-1	2	.	.	.	.	.	.
8	PIRTLE, Bryant	8	18	18	36	6.5-21	2.0-12	.	2	3	1-5	1	.	.	.
45	TERRELL, Izeal	8	7	21	28	2.0-2	.	2-18	.	1	.	.	.	.	.
33	MCCAULEY, R.	6	11	15	26	2.0-6	1.5-4	.	3	.	.	.	.	.	.
4	DOUGLAS, O.	6	14	12	26	3.5-8	.	.	5	1	.	.	1	.	.
21	GAULDEN, Kareem	8	12	12	24	0.5-1	.	1-0	1	.	.	.	.	.	.
24	DAVIS, Shabari	8	15	8	23	1.0-1	.	2-49	4	.	.	.	.	.	.
51	MORRISSEY, J.	8	12	10	22	1.0-1	.	.	.	.	.	.	.	.	.
92	LEWIS, Steven	7	7	11	18	2.5-9	1.5-8	.	.	.	.	.	.	.	.
1	YOUNG, Al	8	10	5	15	.	.	2-43	5	.	.	.	.	.	.
50	MANUEL, Lunden	8	4	10	14	1.5-4	1.0-3	.	1	1	.	.	.	.	.
91	HOLMES, L.	6	3	11	14	0.5-0	.	.	.	1	.	.	.	.	.
99	RICHARDSON, D.	5	4	9	13	1.5-2	.	.	.	.	.	.	.	.	.
28	HATCHETT III, R	8	7	5	12	1.0-6	.	.	.	.	.	.	.	.	.
95	SACKIE, James	8	5	7	12	2.5-3	.	.	.	1	1-0	1	.	.	.
25	HODGES, Trai	8	5	4	9	.	.	.	2	.	1-0	.	.	.	.
3	DOBSON, Jontae	6	6	2	8	1.0-1	.	.	1	.	.	.	.	.	.
49	BOOKER, Keandre	6	4	4	8	1.5-3	.	.	.	1	.	.	.	.	.
10	HUNT, Isaiah	7	1	4	5	1.5-9	1.0-8	.	.	.	.	.	.	.	.
38	FANN, Micah	5	5	.	5	1.0-1	.	.	.	1	.	.	.	.	.
26	TYUS, Keilyn	4	2	1	3	.	.	.	.	.	.	.	.	.	.
5A	LEONARD, Ty	6	2	1	3	.	.	.	1	.	.	.	.	.	.
41	BOYLE, Camden	8	.	2	2	.	.	.	.	.	.	.	.	.	.
5	BUNCH, Andrew	8	2	.	2	.	.	.	.	.	.	.	.	.	.
22	NELOME, Tyler	5	.	2	2	.	.	.	.	.	.	.	.	.	.
17	MADDOX, Patrick	8	2	.	2	.	.	.	.	.	.	.	.	.	.
85	ALSTON, Aaron	6	1	.	1	1.0-7	.	.	.	.	.	.	.	1	.
30	RULE, LaDarrius	3	1	.	1	.	.	.	.	.	.	.	.	.	.
31	HUGHES, Rashad	1	.	1	1	.	.	.	.	.	.	.	.	.	.
88	WEIDEMANN, Will	8	.	1	1	.	.	.	.	.	.	.	.	.	.
4A	KING, Johnny	8	1	.	1	.	.	.	.	.	.	.	.	.	.
90	HANSON, Matt	3	1	.	1	1.0-1	.	.	.	.	.	.	.	.	.
39	KRAUSE, Adam	8	.	1	1	.	.	.	.	.	.	.	.	.	.
84	CRUMP, Austin	8	1	.	1	.	.	.	.	.	.	.	.	.	.
86	TODD, Garrett	7	1	.	1	.	.	.	.	.	.	.	.	.	.
9	SMITH, Zack	8	.	.	.	.	.	.	.	.	.	.	2	.	.
Total		8	281	283	564	44-115	9-45	10-155	35	17	5-5	5	4	1	.
Opponents		8	267	286	553	65-221	13-94	9-47	30	25	6-9	2	2	.	.



# 2021 SOUTHEAST MISSOURI FOOTBALL NOTES

#7 SOUTHERN ILLINOIS // SEPT. 2

## 2020-21 Combined Statistics

Date	Opponent	Score	Att.
10-30-20	at #24 Southern Illinois	L 17-20	0
* 02-28-21	at Eastern Illinois	W 47-7	1252
* 03-07-21	MURRAY STATE	L 21-24	2638
* 03-14-21	AUSTIN PEAY	L 42-49	2201
* 03-21-21	at #8 Jacksonville State	L 3-21	8355
* 03-28-21	TENNESSEE TECH	W 24-21	1879
* 04-03-21	at UT Martin	W 21-16	1500
* 04-11-21	at TSU	W 46-23	2187

Rushing	gp	att	gain	loss	net	avg	td	lg	avg/g
HESS, Geno	8	137	708	42	666	4.9	12	64	83.2
CUSTIS, Zion	6	50	200	16	184	3.7	4	18	30.7
BUNCH, Andrew	8	56	312	153	159	2.8	2	44	19.9
RUCKER, S.	7	22	97	10	87	4.0	0	15	12.4
BATTLE, Eddie	7	16	71	11	60	3.8	0	24	8.6
SMITH, Zack	8	6	29	2	27	4.5	0	12	3.4
ANDERSON, Q.	2	4	12	0	12	3.0	0	5	6.0
BUIE, Jacob	2	2	9	1	8	4.0	0	9	4.0
ALSTON, Aaron	6	2	5	3	2	1.0	0	5	0.3
Total	8	300	1443	263	1180	3.9	18	64	147.5
Opponents	8	309	1537	142	1395	4.5	9	72	174.4

Passing	gp	eff	comp-att-int	pct	yds	td	lg	avg/g
BUNCH, Andrew	8	112.43	125-221-9	56.6	1370	8	74	171.2
BUIE, Jacob	2	68.33	2-6-0	33.3	25	0	19	12.5
CORNETT, Colby	8	0.00	0-1-0	0.0	0	0	0	0.0
Total	8	110.78	127-228-9	55.7	1395	8	74	174.4
Opponents	8	108.03	120-248-10	48.4	1449	14	80	181.1

Receiving	gp	no.	yds	avg	td	lg	avg/g
SMITH, Zack	8	38	403	10.6	4	61	50.4
KING, Johnny	8	31	392	12.6	2	44	49.0
ALSTON, Aaron	6	18	256	14.2	0	44	42.7
WEIDEMANN, Will	8	8	71	8.9	0	19	8.9
CRUMP, Austin	8	7	53	7.6	0	16	6.6
PALMER, R.	5	5	136	27.2	1	74	27.2
RUCKER, S.	7	4	36	9.0	0	16	5.1
CORNETT, Colby	8	4	22	5.5	1	19	2.8
CUSTIS, Zion	6	4	16	4.0	0	11	2.7
JESTER, Terrell	4	4	0	0.0	0	1	0.0
HESS, Geno	8	2	0	0.0	0	3	0.0
TODD, Garrett	7	1	6	6.0	0	6	0.9
JOHNSON, L.	8	1	4	4.0	0	4	0.5
Total	8	127	1395	11.0	8	74	174.4
Opponents	8	120	1449	12.1	14	80	181.1

Field Goals	fg	pct.	01-19	20-29	30-39	40-49	50-59	lg	blk
TILLER, K.	1-1	100.0	0-0	0-0	1-1	0-0	0-0	32	0
DOAK, Kenny	5-9	55.6	0-0	2-3	3-6	0-0	0-0	35	0

Scoring	td	fg	kick	rush	rcv	pass	dxp	saf	pts
HESS, Geno	12	-	-	-	-	-	-	-	72
DOAK, Kenny	-	5-9	25-27	-	-	-	-	-	40
SMITH, Zack	5	-	-	-	-	-	-	-	30
CUSTIS, Zion	4	-	-	-	-	-	-	-	24
KING, Johnny	2	-	-	-	-	-	-	-	12
BUNCH, Andrew	2	-	-	-	-	-	-	-	12
YOUNG, Al	1	-	-	-	-	-	-	-	6
DAVIS, Shabari	1	-	-	-	-	-	-	-	6
PALMER, R.	1	-	-	-	-	-	-	-	6
CORNETT, Colby	1	-	-	-	-	-	-	-	6
TILLER, K.	-	1-1	2-2	-	-	-	-	-	5
ALSTON, Aaron	-	-	-	-	-	-	-	1	2
Total	29	6-10	27-29	-	-	-	-	1	221
Opponents	24	5-10	18-20	1-2	1	1-2	-	-	181

Score by Quarters	1st	2nd	3rd	4th	OT	Total
Southeast Missouri	68	62	36	48	7	221
Opponents	43	44	21	59	14	181

Record:	Overall	Home	Away	Neutral
All games	4-4	1-2	3-2	0-0
Conference	4-3	1-2	3-1	0-0
Non-Conference	0-1	0-0	0-1	0-0

Team Statistics	SEMO	OPP
FIRST DOWNS	144	143
Rushing	66	63
Passing	58	58
Penalty	20	22
RUSHING YARDAGE	1180	1395
Rushing Attempts	300	309
Average Per Rush	3.9	4.5
Average Per Game	147.5	174.4
TDs Rushing	18	9
PASSING YARDAGE	1395	1449
Comp-Att-Int	127-228-9	120-248-10
Average Per Pass	6.1	5.8
Average Per Catch	11.0	12.1
Average Per Game	174.4	181.1
TDs Passing	8	14
TOTAL OFFENSE	2575	2844
Average Per Play	4.9	5.1
Average Per Game	321.9	355.5
KICK RETURNS: #Yards	23-461	24-391
PUNT RETURNS: #Yards	18-142	12-89
INT RETURNS: #Yards	10-155	9-47
FUMBLES-LOST	11-6	9-5
PENALTIES-Yards	68-590	49-459
PUNTS-AVG	41-41.0	41-35.4
TIME OF POSSESSION/Game	29:11	30:49
3RD-DOWN Conversions	34/106	39/118
4TH-DOWN Conversions	11/17	9/25

Interceptions	no.	yds	avg	td	lg
YOUNG, Al	2	43	21.5	1	25
DAVIS, Shabari	2	49	24.5	1	33
TERRELL, Izeal	2	18	9.0	0	10
GAULDEN, Kareem	1	0	0.0	0	0
JOHNSON, L.	1	37	37.0	0	37
KNIGHTEN, B.	1	1	1.0	0	1
MATTHEWS, Mike	1	7	7.0	0	7

Punting	no.	yds	avg	lg	tb	fc	i20	50+	blk
HAYNES, Zach	36	1521	42.2	53	1	14	15	5	1
KRAUSE, Adam	3	119	39.7	50	0	1	0	1	0
TEAM	2	40	20.0	40	0	0	0	0	1

Punt Returns	no.	yds	avg	td	lg
DAVIS, Shabari	10	95	9.5	0	22
YOUNG, Al	5	28	5.6	0	18
SMITH, Zack	2	19	9.5	1	0
NELOME, Tyler	1	0	0.0	0	0
Total	18	142	7.9	1	22
Opponents	12	89	7.4	0	31

Kick Returns	no.	yds	avg	td	lg
SMITH, Zack	10	212	21.2	0	33
DAVIS, Shabari	5	89	17.8	0	24
CUSTIS, Zion	4	108	27.0	0	42
CORNETT, Colby	2	33	16.5	0	26
ANDERSON, Q.	1	19	19.0	0	19
STRAUSS, Caleb	1	0	0.0	0	0
Total	23	461	20.0	0	42
Opponents	24	391	16.3	0	39

All Purpose	g	rush	rcv	pr	kr	ir	total	avg/g
HESS, Geno	8	666	0	0	0	0	666	83.2
SMITH, Zack	8	27	403	19	212	0	661	82.6
KING, Johnny	8	0	392	0	0	0	392	49.0
CUSTIS, Zion	6	184	16	0	108	0	308	51.3
ALSTON, Aaron	6	2	256	0	0	0	258	43.0

# 2021 SOUTHEAST MISSOURI FOOTBALL NOTES

#7 SOUTHERN ILLINOIS // SEPT. 2



## 2020-21 OVC Combined Statistics

Date	Opponent	Score	Att.
* 02-28-21	at Eastern Illinois	W 47-7	1252
* 03-07-21	MURRAY STATE	L 21-24	2638
* 03-14-21	AUSTIN PEAY	L 42-49	2201
* 03-21-21	at #8 Jacksonville State	L 3-21	8355
* 03-28-21	TENNESSEE TECH	W 24-21	1879
* 04-03-21	at UT Martin	W 21-16	1500
* 04-11-21	at TSU	W 46-23	2187

Rushing	gp	att	gain	loss	net	avg	td	lg	avg/g
HESS, Geno	7	121	580	42	538	4.4	11	31	76.9
CUSTIS, Zion	5	35	150	10	140	4.0	4	18	28.0
RUCKER, S.	7	22	97	10	87	4.0	0	15	12.4
BATTLE, Eddie	7	16	71	11	60	3.8	0	24	8.6
BUNCH, Andrew	7	47	191	147	44	0.9	2	26	6.3
SMITH, Zack	7	4	26	1	25	6.2	0	12	3.6
ANDERSON, Q.	2	4	12	0	12	3.0	0	5	6.0
BUJE, Jacob	2	2	9	1	8	4.0	0	9	4.0
Total	7	254	1136	237	899	3.5	17	31	128.4
Opponents	7	263	1262	127	1135	4.3	8	72	162.1

Passing	gp	effc	comp-att-int	pct	yds	td	lg	avg/g
BUNCH, Andrew	7	115.89	119-206-7	57.8	1317	7	74	188.1
BUJE, Jacob	2	68.33	2-6-0	33.3	25	0	19	12.5
CORNETT, Colby	7	0.00	0-1-0	0.0	0	0	0	0.0
Total	7	114.00	121-213-7	56.8	1342	7	74	191.7
Opponents	7	108.98	105-221-8	47.5	1297	13	80	185.3

Receiving	gp	no.	yds	avg	td	lg	avg/g
SMITH, Zack	7	37	399	10.8	4	61	57.0
KING, Johnny	7	29	358	12.3	1	44	51.1
ALSTON, Aaron	5	16	245	15.3	0	44	49.0
WEIDEMANN, Will	7	8	71	8.9	0	19	10.1
CRUMP, Austin	7	7	53	7.6	0	16	7.6
PALMER, R.	5	5	136	27.2	1	74	27.2
RUCKER, S.	7	4	36	9.0	0	16	5.1
CUSTIS, Zion	5	4	16	4.0	0	11	3.2
JESTER, Terrell	4	4	0	0.0	0	1	0.0
CORNETT, Colby	7	3	18	6.0	1	19	2.6
HESS, Geno	7	2	0	0.0	0	3	0.0
TODD, Garrett	7	1	6	6.0	0	6	0.9
JOHNSON, L.	7	1	4	4.0	0	4	0.6
Total	7	121	1342	11.1	7	74	191.7
Opponents	7	105	1297	12.4	13	80	185.3

Field Goals	fg	pct.	01-19	20-29	30-39	40-49	50-99	lg	blk
DOAK, Kenny	5-9	55.6	0-0	2-3	3-6	0-0	0-0	35	0

Scoring	td	fg	kick	rush	rcv	pass	dxp	saf	pts
HESS, Geno	11	-	-	-	-	-	-	-	66
DOAK, Kenny	-	5-9	25-27	-	-	-	-	-	40
SMITH, Zack	5	-	-	-	-	-	-	-	30
CUSTIS, Zion	4	-	-	-	-	-	-	-	24
BUNCH, Andrew	2	-	-	-	-	-	-	-	12
DAVIS, Shabari	1	-	-	-	-	-	-	-	6
YOUNG, Al	1	-	-	-	-	-	-	-	6
CORNETT, Colby	1	-	-	-	-	-	-	-	6
KING, Johnny	1	-	-	-	-	-	-	-	6
PALMER, R.	1	-	-	-	-	-	-	-	6
ALSTON, Aaron	-	-	-	-	-	-	-	1	2
Total	27	5-9	25-27	-	-	-	-	1	204
Opponents	22	3-8	16-18	1-2	1	1-2	-	-	161

Score by Quarters	1st	2nd	3rd	4th	OT	Total
Southeast Missouri	61	62	29	45	7	204
Opponents	43	41	14	49	14	161

Record:	Overall	Home	Away	Neutral
All games	4-3	1-2	3-1	0-0
Conference	4-3	1-2	3-1	0-0
Non-Conference	0-0	0-0	0-0	0-0

Team Statistics	SEMO	OPP
FIRST DOWNS	129	121
Rushing	55	51
Passing	56	51
Penalty	18	19
RUSHING YARDAGE	899	1135
Rushing Attempts	254	263
Average Per Rush	3.5	4.3
Average Per Game	128.4	162.1
TDs Rushing	17	8
PASSING YARDAGE	1342	1297
Comp-Att-Int	121-213-7	105-221-8
Average Per Pass	6.3	5.9
Average Per Catch	11.1	12.4
Average Per Game	191.7	185.3
TDs Passing	7	13
TOTAL OFFENSE	2241	2432
Average Per Play	4.8	5.0
Average Per Game	320.1	347.4
KICK RETURNS: #Yards	21-433	21-326
PUNT RETURNS: #Yards	17-140	9-59
INT RETURNS: #Yards	8-102	7-47
FUMBLES-LOST	9-6	9-5
PENALTIES-Yards	61-519	44-414
PUNTS-AVG	35-41.0	36-34.3
TIME OF POSSESSION/Game	29:01	30:59
3RD-DOWN Conversions	31/95	30/102
4TH-DOWN Conversions	10/16	9/24

Interceptions	no.	yds	avg	td	lg
YOUNG, Al	2	43	21.5	1	25
TERRELL, Izeal	2	18	9.0	0	10
KNIGHTEN, B.	1	1	1.0	0	1
GAULDEN, Kareem	1	0	0.0	0	0
DAVIS, Shabari	1	33	33.0	1	33
MATTHEWS, Mike	1	7	7.0	0	7

Punting	no.	yds	avg	lg	tb	fc	i20	50+	blk
HAYNES, Zach	33	1386	42.0	53	1	14	13	4	1
KRAUSE, Adam	1	50	50.0	50	0	1	0	1	0
TEAM	1	0	0.0	0	0	0	0	0	0

Punt Returns	no.	yds	avg	td	lg
DAVIS, Shabari	9	93	10.3	0	22
YOUNG, Al	5	28	5.6	0	18
SMITH, Zack	2	19	9.5	1	0
NELOME, Tyler	1	0	0.0	0	0
Total	17	140	8.2	1	22
Opponents	9	59	6.6	0	15

Kick Returns	no.	yds	avg	td	lg
SMITH, Zack	9	191	21.2	0	33
DAVIS, Shabari	5	89	17.8	0	24
CUSTIS, Zion	4	108	27.0	0	42
CORNETT, Colby	1	26	26.0	0	26
ANDERSON, Q.	1	19	19.0	0	19
STRAUSS, Caleb	1	0	0.0	0	0
Total	21	433	20.6	0	42
Opponents	21	326	15.5	0	39

All Purpose	g	rush	rcv	pr	kr	ir	total	avg/g
SMITH, Zack	7	25	399	19	191	0	634	90.6
HESS, Geno	7	538	0	0	0	0	538	76.9
KING, Johnny	7	0	358	0	0	0	358	51.1
CUSTIS, Zion	5	140	16	0	108	0	264	52.8
ALSTON, Aaron	5	0	245	0	0	0	245	49.0





# 2021 SOUTHEAST MISSOURI FOOTBALL NOTES

## #7 SOUTHERN ILLINOIS // SEPT. 2

### SEMO Game-by-Game Statistics

	SIU	@SHSU	@MIZZOU	TSU	@TTU	@APSU	MUR	@UTM	EIU	@MUR	UTM
	9/2	9/11	9/18	9/25	10/2	10/9	10/16	10/23	10/30	11/13	11/20
<b>First Downs</b>											
Rushing											
Passing											
Penalty											
<b>Third Downs</b>											
Converted											
Efficiency											
<b>Fourth Downs</b>											
Converted											
Efficiency											
<b>Total Net Yards</b>											
Plays											
Avg Per Play											
<b>Net Yards Rushing</b>											
Attempts											
Avg. Per Rush											
<b>Net Yards Passing</b>											
Attempts											
Completions											
Completion Pct.											
Yds. Per Attempt											
Touchdowns											
Interceptions											
Sacked											
Yards Lost											
<b>Touchdowns</b>											
Rushing											
Passing											
Returns											
<b>Penalties</b>											
Yards Lost											
<b>Fumbles</b>											
Fumbles Lost											
<b>Punts</b>											
<b>Total Yards</b>											
Gross Avg.											
Net Avg.											
Inside 20											
Touchbacks											
<b>FGs Attempted</b>											
FGs Made											
<b>PATs Made-Att.</b>											
Kicking M-A											
2-pt. Rushing M-A											
2-pt. Passing M-A											
<b>Kickoffs-Yds-TB</b>											
<b>Safeties</b>											
<b>Points Scored</b>											
<b>Time of Possession</b>											
<b>Net TO Ratio</b>											

# 2021 SOUTHEAST MISSOURI FOOTBALL NOTES

## #7 SOUTHERN ILLINOIS // SEPT. 2



### Opponent Game-by-Game Statistics

	SIU	@SHSU	@MIZZOU	TSU	@TTU	@APSU	MUR	@UTM	EIU	@MUR	UTM
	9/2	9/11	9/18	9/25	10/2	10/9	10/16	10/23	10/30	11/13	11/20
<b>First Downs</b>											
Rushing											
Passing											
Penalty											
<b>Third Downs</b>											
Converted											
Efficiency											
<b>Fourth Downs</b>											
Converted											
Efficiency											
<b>Total Net Yards</b>											
Plays											
Avg Per Play											
<b>Net Yards Rushing</b>											
Attempts											
Avg. Per Rush											
<b>Net Yards Passing</b>											
Attempts											
Completions											
Completion Pct.											
Yds. Per Attempt											
Touchdowns											
Interceptions											
Sacked											
Yards Lost											
<b>Touchdowns</b>											
Rushing											
Passing											
Returns											
<b>Penalties</b>											
Yards Lost											
<b>Fumbles</b>											
Fumbles Lost											
<b>Punts</b>											
<b>Total Yards</b>											
Gross Avg.											
Net Avg.											
Inside 20											
Touchbacks											
<b>FGs Attempted</b>											
FGs Made											
<b>PATs Made-Att.</b>											
Kicking M-A											
2-pt. Rushing M-A											
2-pt. Passing M-A											
<b>Kickoffs-Yds-TB</b>											
<b>Safeties</b>											
<b>Points Scored</b>											
<b>Time of Possession</b>											
<b>Net TO Ratio</b>											



## 2021 SOUTHEAST MISSOURI FOOTBALL NOTES

**#7 SOUTHERN ILLINOIS // SEPT. 2**

### Game-by-Game Leaders

Date	Opponent	Scoring	Rushing Yards	Receptions	Receiving Yards	Tackles
09-02-21	Southern Illinois					
09-11-21	at Sam Houston State					
09-18-21	at Missouri					
09-25-21	Tennessee State					
10-02-21	at Tennessee Tech					
10-09-21	at Austin Peay					
10-16-21	Murray State					
10-23-21	at UT Martin					
10-30-21	Eastern Illinois					
11-13-21	at Murray State					
11-20-21	UT Martin					

### Game-by-Game Scoring

Date	Opponent	Southeast Missouri								Opponents								Point Differential
		1	2	1H	3	4	2H	OT	TOT	1	2	1H	3	4	2H	OT	TOT	
09-02-21	Southern Illinois																	
09-11-21	at Sam Houston State																	
09-18-21	at Missouri																	
09-25-21	Tennessee State																	
10-02-21	at Tennessee Tech																	
10-09-21	at Austin Peay																	
10-16-21	Murray State																	
10-23-21	at UT Martin																	
10-30-21	Eastern Illinois																	
11-13-21	at Murray State																	
11-20-21	UT Martin																	

### Southeast Missouri Red Zone Statistics

Date	Opponent	Drives In		Scoring		Total	Made	Missed	TO	Downs	Avg.	GOAL-TO-GO			
		Red Zone	Scores	%	TDs	Pts.	FGs	FGs			Points	Drives	TDs	TD%	FGs
09-02-21	Southern Illinois														
09-11-21	at Sam Houston State														
09-18-21	at Missouri														
09-25-21	Tennessee State														
10-02-21	at Tennessee Tech														
10-09-21	at Austin Peay														
10-16-21	Murray State														
10-23-21	at UT Martin														
10-30-21	Eastern Illinois														
11-13-21	at Murray State														
11-20-21	UT Martin														

# 2021 SOUTHEAST MISSOURI FOOTBALL NOTES

## #7 SOUTHERN ILLINOIS // SEPT. 2



### Opponent Red Zone Statistics

		Drives In		Scoring		Total	Made	Missed			Avg.	GOAL-TO-GO			
Date	Opponent	Red Zone	Scores	%	TDs	Pts.	FGs	FGs	TO	Downs	Points	Drives	TDs	TD %	FGs
09-02-21	Southern Illinois														
09-11-21	at Sam Houston State														
09-18-21	at Missouri														
09-25-21	Tennessee State														
10-02-21	at Tennessee Tech														
10-09-21	at Austin Peay														
10-16-21	Murray State														
10-23-21	at UT Martin														
10-30-21	Eastern Illinois														
11-13-21	at Murray State														
11-20-21	UT Martin														

### Game-by-Game Comparison (Southeast Missouri/Opponent)

DATE	OPPONENT	Score	FIRST DOWNS				Pen	RUSHING	PASSING	Yds	TOTAL OFFENSE	RETURN	TOs
			Total	Rush	Pass	No.-Yds		Comp-Att-Int	Plays-Yds		Yds		
09-02-21	Southern Illinois												
09-11-21	at Sam Houston State												
09-18-21	at Missouri												
09-25-21	Tennessee State												
10-02-21	at Tennessee Tech												
10-09-21	at Austin Peay												
10-16-21	Murray State												
10-23-21	at UT Martin												
10-30-21	Eastern Illinois												
11-13-21	at Murray State												
11-20-21	UT Martin												

<u>DATE</u>	<u>OPPONENT</u>	<u>3rd Down</u>		<u>4th Down</u>		<u>Time of</u>		<u>TOP</u>		<u>Avg Yds</u>		<u>Avg Yds</u>		<u>Avg Yds</u>		<u>Punting</u>		<u>Penalties</u>	
		<u>Conv</u>		<u>Conv</u>		<u>Possession</u>		<u>Margin</u>		<u>Per Rush</u>		<u>Per Pass</u>		<u>Per Play</u>		<u>No.-Avg</u>		<u>No.-Yds</u>	
09-02-21	Southern Illinois																		
09-11-21	at Sam Houston State																		
09-18-21	at Missouri																		
09-25-21	Tennessee State																		
10-02-21	at Tennessee Tech																		
10-09-21	at Austin Peay																		
10-16-21	Murray State																		
10-23-21	at UT Martin																		
10-30-21	Eastern Illinois																		
11-13-21	at Murray State																		
11-20-21	UT Martin																		





**2021 SOUTHEAST MISSOURI FOOTBALL NOTES**  
**#7 SOUTHERN ILLINOIS // SEPT. 2**

**SEMO Scoring Drives**

Date	Opponent	Obtained	Scoring Play	PAT	Drive Plays-Yards	Time	Score SEMO-OPP	QTR	Time Left
--									

## #7 SOUTHERN ILLINOIS // SEPT. 2





**2021 SOUTHEAST MISSOURI FOOTBALL NOTES**  
**#7 SOUTHERN ILLINOIS // SEPT. 2**

**SEMO Rushes of 10 or More Yards**

<u>Date</u>	<u>Opponent</u>	<u>QTR</u>	<u>Rusher</u>	<u>Yards</u>
--				

**Opponent Rushes of 10 or More Yards**

<u>Date</u>	<u>Opponent</u>	<u>QTR</u>	<u>Rusher</u>	<u>Yards</u>
--				

# 2021 SOUTHEAST MISSOURI FOOTBALL NOTES

#7 SOUTHERN ILLINOIS // SEPT. 2



## SEMO Completions of 20 or More Yards

Date	Opponent	QTR	Passer/Receiver	Yards
--				

## Opponent Completions of 20 or More Yards

Date	Opponent	QTR	Passer/Receiver	Yards
--				





## 2021 SOUTHEAST MISSOURI FOOTBALL NOTES

**#7 SOUTHERN ILLINOIS // SEPT. 2**

### Game-by-Game Tackles

Player	SIU 9/2	@SHSU 9/11	@MIZZOU 9/18	TSU 9/25	@TTU 10/2	@APSU 10/9	MUR 10/16	@UTM 10/23	EIU 10/30	@MUR 11/13	UTM 11/20
--------	------------	---------------	-----------------	-------------	--------------	---------------	--------------	---------------	--------------	---------------	--------------

---

<b>Sacks</b>	<b>No.</b>	<b>Yds</b>
--------------	------------	------------

-	-	-
---	---	---

<b>Tackles for Loss</b>	<b>No.</b>	<b>Yds</b>
-------------------------	------------	------------

-	-	-
---	---	---

<b>Forced Fumbles</b>		
-----------------------	--	--

-	-	-
---	---	---

<b>Fumble Recoveries</b>	<b>No.</b>	<b>Yds</b>
--------------------------	------------	------------

-	-	-
---	---	---

<b>Pass Breakups</b>		
----------------------	--	--

-	-	-
---	---	---

<b>Interceptions</b>	<b>No.</b>	<b>Yds</b>
----------------------	------------	------------

-	-	-
---	---	---

<b>Blocked Kicks</b>		
----------------------	--	--

-	-	-
---	---	---

# 2021 SOUTHEAST MISSOURI FOOTBALL NOTES

## #7 SOUTHERN ILLINOIS // SEPT. 2



### Game-by-Game Offensive Starters

Date	Opponent	WR	WR	TE	LT	LG	C	RG	RT	QB	RB	WR
09-02-21	Southern Illinois											
09-11-21	at Sam Houston State											
09-18-21	at Missouri											
09-25-21	Tennessee State											
10-02-21	at Tennessee Tech											
10-09-21	at Austin Peay											
10-16-21	Murray State											
10-23-21	at UT Martin											
10-30-21	Eastern Illinois											
11-13-21	at Murray State											
11-20-21	UT Martin											

### Game-by-Game Defensive Starters

Date	Opponent	DT	NT	DT	OLB	LB (Will)	ILB (Mike)	OLB	CB	SS	FS	CB
09-02-21	Southern Illinois											
09-11-21	at Sam Houston State											
09-18-21	at Missouri											
09-25-21	Tennessee State											
10-02-21	at Tennessee Tech											
10-09-21	at Austin Peay											
10-16-21	Murray State											
10-23-21	at UT Martin											
10-30-21	Eastern Illinois											
11-13-21	at Murray State											
11-20-21	UT Martin											

### Game-by-Game Specialists

Date	Opponent	K	P
09-02-21	Southern Illinois		
09-11-21	at Sam Houston State		
09-18-21	at Missouri		
09-25-21	Tennessee State		
10-02-21	at Tennessee Tech		
10-09-21	at Austin Peay		
10-16-21	Murray State		
10-23-21	at UT Martin		
10-30-21	Eastern Illinois		
11-13-21	at Murray State		
11-20-21	UT Martin		

### 2021 Participation Chart

- -



# 2021 SOUTHEAST MISSOURI FOOTBALL NOTES

## #7 SOUTHERN ILLINOIS // SEPT. 2

### Game-by-Game Rushing/Passing/Receiving (Games with Statistics Listed Only)

#### Aaron Alston

		RUSHING				RECEIVING			
2018	Opponent	No.	Yds	TD	Lg	No.	Yds	TD	Lg
09-08-18	Dayton	0	0	0	0	1	19	0	19
10-06-18	at Tennessee Tech	0	0	0	0	2	62	0	41
10-13-18	Austin Peay	0	0	0	0	1	14	0	14
11-03-18	Tennessee State	0	0	0	0	1	14	0	14
11-24-18	Stony Brook	0	0	0	0	1	13	0	13
12-01-18	at Weber State	0	0	0	0	1	15	0	15
	<b>Total</b>	0	0	0	0	7	137	0	41
		RUSHING				RECEIVING			
2019	Opponent	No.	Yds	TD	Lg	No.	Yds	TD	Lg
08-29-19	Southern Illinois	0	0	0	0	5	91	0	30
09-07-19	at Montana State	0	0	0	0	3	26	0	15
09-14-19	at Missouri	0	0	0	0	2	13	0	15
09-21-19	West Virginia State	0	0	0	0	4	90	1	50
10-05-19	Tennessee Tech	0	0	0	0	2	35	1	26
10-12-19	at Austin Peay	0	0	0	0	5	78	1	34
10-19-19	at Jacksonville State	0	0	0	0	2	61	1	38
10-26-19	UT Martin	0	0	0	0	6	101	0	51
11-02-19	at Tennessee State	0	0	0	0	4	51	0	23
11-09-19	Eastern Kentucky	0	0	0	0	2	14	0	11
11-16-19	at Eastern Illinois	0	0	0	0	6	42	0	11
11-23-19	Murray State	0	0	0	0	7	53	0	17
11-30-19	Illinois State	2	12	0	9	3	32	0	20
	<b>Total</b>	2	12	0	9	51	687	4	51
		RUSHING				RECEIVING			
2020	Opponent	No.	Yds	TD	Lg	No.	Yds	TD	Lg
10-30-20	at Southern Illinois	2	2	0	5	2	11	0	6
02-28-21	at Eastern Illinois	0	0	0	0	4	83	0	40
03-07-21	Murray State	0	0	0	0	3	16	0	10
03-14-21	Austin Peay	0	0	0	0	6	75	0	33
04-11-21	at Tennessee State	0	0	0	0	3	71	0	44
	<b>Total</b>	2	2	0	5	18	256	0	44

#### Q'Nairies Anderson

		RUSHING				RECEIVING			
2020	Opponent	No.	Yds	TD	Lg	No.	Yds	TD	Lg
04-11-21	at Tennessee State	4	12	0	12	0	0	0	0
	<b>Total</b>	4	12	0	12	0	0	0	0

#### Jacob Buie

		RUSHING				RECEIVING			
2019	Opponent	No.	Yds	TD	Lg	No.	Yds	TD	Lg
09-14-19	at Missouri	0	0	0	0	0	0	0	0
	<b>Total</b>	0	0	0	0	0	0	0	0
		RUSHING				RECEIVING			
2019	Opponent	Cmp	Att	Int	Yds	TD	Lg		
09-14-19	at Missouri	2	4	0	-4	0	0		
	<b>Total</b>	2	4	0	-4	0	0		
		RUSHING				RECEIVING			
2020	Opponent	No.	Yds	TD	Lg	No.	Yds	TD	Lg
02-28-21	at Eastern Illinois	1	-1	0	0	0	0	0	0
04-11-21	at Tennessee State	1	9	0	9	0	0	0	0
	<b>Total</b>	2	8	0	9	0	0	0	0
		RUSHING				RECEIVING			
2020	Opponent	Cmp	Att	Int	Yds	TD	Lg		
02-28-21	at Eastern Illinois	2	6	0	25	0	19		
	<b>Total</b>	2	6	0	25	0	19		

#### Zion Custis

		RUSHING				RECEIVING			
2018	Opponent	No.	Yds	TD	Lg	No.	Yds	TD	Lg
09-22-18	at Eastern Kentucky	11	37	1	10	0	0	0	0
10-06-18	at Tennessee Tech	14	66	2	24	1	32	0	32
10-13-18	Austin Peay	12	53	0	8	0	0	0	0
10-27-18	at UT Martin	3	23	0	26	0	0	0	0
11-03-18	Tennessee State	5	27	0	11	0	0	0	0
11-10-18	at Murray State	1	0	0	0	0	0	0	0
11-17-18	Eastern Illinois	11	77	0	27	2	-3	0	0
11-24-18	Stony Brook	2	-4	0	1	0	0	0	0
12-01-18	at Weber State	5	62	1	34	0	0	0	0
	<b>Total</b>	64	366	4	34	3	29	0	32
		RUSHING				RECEIVING			
2019	Opponent	No.	Yds	TD	Lg	No.	Yds	TD	Lg
08-29-19	Southern Illinois	12	78	1	16	0	0	0	0
09-07-19	at Montana State	5	20	0	11	2	9	0	10
09-14-19	at Missouri	10	17	0	5	0	0	0	0
09-21-19	West Virginia State	12	76	1	29	1	11	0	11
10-05-19	Tennessee Tech	18	117	1	13	0	0	0	0
10-12-19	at Austin Peay	12	66	0	40	2	3	0	7
10-19-19	at Jacksonville State	19	45	0	12	0	0	0	0
10-26-19	UT Martin	5	5	0	2	0	0	0	0
11-09-19	Eastern Kentucky	16	83	2	21	0	0	0	0
11-16-19	at Eastern Illinois	10	42	0	13	1	-2	0	0
11-23-19	Murray State	15	86	0	12	3	7	0	8
11-30-19	Illinois State	8	49	0	26	0	0	0	0
	<b>Total</b>	142	684	5	40	9	28	0	11
		RUSHING				RECEIVING			
2020	Opponent	No.	Yds	TD	Lg	No.	Yds	TD	Lg
10-30-20	at Southern Illinois	15	44	0	10	0	0	0	0
02-28-21	at Eastern Illinois	15	52	2	10	0	0	0	0
03-07-21	Murray State	14	41	2	18	2	17	0	11
03-14-21	Austin Peay	1	1	0	1	1	-4	0	0
03-21-21	at Jacksonville State	2	11	0	9	0	0	0	0
04-11-21	at Tennessee State	3	35	0	17	1	3	0	3
	<b>Total</b>	50	184	4	18	4	16	0	11

#### Geno Hess

		RUSHING				RECEIVING			
2018	Opponent	No.	Yds	TD	Lg	No.	Yds	TD	Lg
10-06-18	at Tennessee Tech	0	0	0	0	11	64	0	17
	<b>Total</b>	0	0	0	0	11	64	0	17
		RUSHING				RECEIVING			
2019	Opponent	No.	Yds	TD	Lg	No.	Yds	TD	Lg
08-29-19	Southern Illinois	13	77	1	39	0	0	0	0
09-07-19	at Montana State	13	90	0	22	0	0	0	0
09-14-19	at Missouri	6	17	0	11	1	-2	0	0
09-21-19	West Virginia State	10	96	2	24	0	0	0	0
10-05-19	Tennessee Tech	7	36	1	10	0	0	0	0
10-12-19	at Austin Peay	7	20	0	11	0	0	0	0
10-19-19	at Jacksonville State	14	33	0	8	0	0	0	0
10-26-19	UT Martin	3	5	0	10	0	0	0	0
11-02-19	at Tennessee State	14	156	2	73	0	0	0	0
11-09-19	Eastern Kentucky	10	40	0	14	0	0	0	0
11-16-19	at Eastern Illinois	5	5	0	5	0	0	0	0
	<b>Total</b>	102	575	6	73	1	-2	0	0
		RUSHING				RECEIVING			
2020	Opponent	No.	Yds	TD	Lg	No.	Yds	TD	Lg
10-30-20	at Southern Illinois	16	128	1	64	0	0	0	0
02-28-21	at Eastern Illinois	11	41	2	9	1	-3	0	0
03-07-21	Murray State	13	70	0	14	0	0	0	0
03-14-21	Austin Peay	37	124	4	20	1	3	0	3

# 2021 SOUTHEAST MISSOURI FOOTBALL NOTES

## #7 SOUTHERN ILLINOIS // SEPT. 2



03-21-21	at Jacksonville State	13	38	0	13	0	0	0	0
03-28-21	Tennessee Tech	18	89	1	21	0	0	0	0
04-03-21	at UT Martin	18	89	1	31	0	0	0	0
04-11-21	at Tennessee State	11	87	3	19	0	0	0	0
<i>Total</i>		<i>137</i>	<i>666</i>	<i>12</i>	<i>64</i>	<i>2</i>	<i>0</i>	<i>0</i>	<i>3</i>

### Terrell Jester

		RUSHING				RECEIVING			
2020	Opponent	No.	Yds	TD	Lg	No.	Yds	TD	Lg
03-21-21	at Jacksonville State	0	0	0	0	2	0	0	1
03-28-21	Tennessee Tech	0	0	0	0	1	-1	0	0
04-11-21	at Tennessee State	0	0	0	0	1	1	0	1
<i>Total</i>		<i>0</i>	<i>0</i>	<i>0</i>	<i>0</i>	<i>4</i>	<i>0</i>	<i>0</i>	<i>1</i>

### Johnny King

		RUSHING				RECEIVING			
2020	Opponent	No.	Yds	TD	Lg	No.	Yds	TD	Lg
10-30-20	at Southern Illinois	0	0	0	0	2	34	1	21
02-28-21	at Eastern Illinois	0	0	0	0	7	115	1	39
03-07-21	Murray State	0	0	0	0	4	32	0	13
03-14-21	Austin Peay	0	0	0	0	4	57	0	28
03-21-21	at Jacksonville State	0	0	0	0	3	29	0	12
03-28-21	Tennessee Tech	0	0	0	0	2	8	0	5
04-03-21	at UT Martin	0	0	0	0	6	46	0	15
04-11-21	at Tennessee State	0	0	0	0	3	71	0	44
<i>Total</i>		<i>0</i>	<i>0</i>	<i>0</i>	<i>0</i>	<i>31</i>	<i>392</i>	<i>2</i>	<i>44</i>

### Rashaan Palmer

		RUSHING				RECEIVING			
2020	Opponent	No.	Yds	TD	Lg	No.	Yds	TD	Lg
03-21-21	at Jacksonville State	0	0	0	0	2	20	0	12
03-28-21	Tennessee Tech	0	0	0	0	2	42	0	39
04-03-21	at UT Martin	0	0	0	0	1	74	1	74
<i>Total</i>		<i>0</i>	<i>0</i>	<i>0</i>	<i>0</i>	<i>5</i>	<i>136</i>	<i>1</i>	<i>74</i>

### Shamenski Rucker

		RUSHING				RECEIVING			
2020	Opponent	No.	Yds	TD	Lg	No.	Yds	TD	Lg
02-28-21	at Eastern Illinois	5	25	0	13	0	0	0	0
03-14-21	Austin Peay	1	-1	0	0	0	0	0	0
03-21-21	at Jacksonville State	3	-1	0	13	0	0	0	0
03-28-21	Tennessee Tech	5	8	0	9	2	21	0	16
04-03-21	at UT Martin	3	9	0	9	1	8	0	8
04-11-21	at Tennessee State	5	47	0	15	1	7	0	7
<i>Total</i>		<i>22</i>	<i>87</i>	<i>0</i>	<i>15</i>	<i>4</i>	<i>36</i>	<i>0</i>	<i>16</i>

### Zack Smith

		RUSHING				RECEIVING			
2017	Opponent	No.	Yds	TD	Lg	No.	Yds	TD	Lg
09-16-17	Southern Illinois	0	0	0	0	3	20	1	12
09-23-17	at Eastern Illinois	0	0	0	0	6	55	0	28
09-30-17	Eastern Kentucky	0	0	0	0	1	11	0	11
10-21-17	at Austin Peay	0	0	0	0	3	66	1	34
10-28-17	at Jacksonville State	0	0	0	0	4	81	1	37
11-04-17	UT Martin	1	7	0	7	2	20	0	14
11-11-17	at Tennessee State	0	0	0	0	1	0	0	0
<i>Total</i>		<i>1</i>	<i>7</i>	<i>0</i>	<i>7</i>	<i>20</i>	<i>253</i>	<i>3</i>	<i>37</i>
		RUSHING				RECEIVING			
2018	Opponent	No.	Yds	TD	Lg	No.	Yds	TD	Lg
09-01-18	at Arkansas State	0	0	0	0	6	34	0	14
09-08-18	Dayton	0	0	0	0	5	122	1	73
09-15-18	at Southern Illinois	1	17	0	17	4	36	0	14
09-22-18	at Eastern Kentucky	0	0	0	0	4	42	1	18

10-06-18	at Tennessee Tech	0	0	0	0	1	-5	0	0
10-13-18	Austin Peay	1	16	0	16	5	63	1	30
10-20-18	Jacksonville State	1	-2	0	0	2	9	1	14
10-27-18	at UT Martin	1	3	0	3	6	56	0	27
11-10-18	at Murray State	0	0	0	0	2	19	1	14
11-17-18	Eastern Illinois	0	0	0	0	4	45	0	27
11-24-18	Stony Brook	0	0	0	0	3	50	0	39
12-01-18	at Weber State	1	7	0	7	2	6	0	4
<i>Total</i>		<i>5</i>	<i>41</i>	<i>0</i>	<i>17</i>	<i>44</i>	<i>477</i>	<i>5</i>	<i>73</i>

		RUSHING				RECEIVING			
2019	Opponent	No.	Yds	TD	Lg	No.	Yds	TD	Lg
08-29-19	Southern Illinois	0	0	0	0	1	1	0	1
09-07-19	at Montana State	0	0	0	0	1	0	0	0
09-14-19	at Missouri	0	0	0	0	2	1	0	1
10-05-19	Tennessee Tech	0	0	0	0	1	-3	0	0
10-12-19	at Austin Peay	0	0	0	0	2	11	0	7
10-19-19	at Jacksonville State	0	0	0	0	2	-2	0	0
10-26-19	UT Martin	0	0	0	0	2	41	0	32
11-02-19	at Tennessee State	0	0	0	0	6	72	0	31
11-09-19	Eastern Kentucky	1	29	0	29	3	16	1	7
11-16-19	at Eastern Illinois	0	0	0	0	2	20	0	14
11-23-19	Murray State	2	2	0	2	5	27	2	17
11-30-19	Illinois State	0	0	0	0	4	23	0	11
<i>Total</i>		<i>3</i>	<i>31</i>	<i>0</i>	<i>29</i>	<i>31</i>	<i>207</i>	<i>3</i>	<i>32</i>

		RUSHING				RECEIVING			
2020	Opponent	No.	Yds	TD	Lg	No.	Yds	TD	Lg
10-30-20	at Southern Illinois	2	2	0	3	1	4	0	4
02-28-21	at Eastern Illinois	0	0	0	0	6	75	0	27
03-07-21	Murray State	1	-1	0	0	4	25	0	8
03-14-21	Austin Peay	1	8	0	8	5	41	0	14
03-21-21	at Jacksonville State	0	0	0	0	8	51	0	14
03-28-21	Tennessee Tech	0	0	0	0	10	173	2	61
04-03-21	at UT Martin	0	0	0	0	2	9	1	6
04-11-21	at Tennessee State	2	18	0	12	2	25	1	18
<i>Total</i>		<i>6</i>	<i>27</i>	<i>0</i>	<i>12</i>	<i>38</i>	<i>403</i>	<i>4</i>	<i>61</i>

### Caleb Strauss

		RUSHING				RECEIVING			
2019	Opponent	No.	Yds	TD	Lg	No.	Yds	TD	Lg
09-14-19	at Missouri	0	0	0	0	1	5	0	5
<i>Total</i>		<i>0</i>	<i>0</i>	<i>0</i>	<i>0</i>	<i>1</i>	<i>5</i>	<i>0</i>	<i>5</i>

### Garrett Todd

		RUSHING				RECEIVING			
2020	Opponent	No.	Yds	TD	Lg	No.	Yds	TD	Lg
02-28-21	at Eastern Illinois	0	0	0	0	4	39	0	19
<i>Total</i>		<i>0</i>	<i>0</i>	<i>0</i>	<i>0</i>	<i>4</i>	<i>39</i>	<i>0</i>	<i>19</i>

### Will Weidemann

		RUSHING				RECEIVING			
2020	Opponent	No.	Yds	TD	Lg	No.	Yds	TD	Lg
02-28-21	at Eastern Illinois	0	0	0	0	1	6	0	6
03-07-21	Murray State	0	0	0	0	1	14	0	14
03-21-21	at Jacksonville State	0	0	0	0	1	4	0	4
04-03-21	at UT Martin	0	0	0	0	2	14	0	9
<i>Total</i>		<i>0</i>	<i>0</i>	<i>0</i>	<i>0</i>	<i>5</i>	<i>38</i>	<i>0</i>	<i>14</i>





# 2021 SOUTHEAST MISSOURI FOOTBALL NOTES

## #7 SOUTHERN ILLINOIS // SEPT. 2

### Game-by-Game Defensive (Games with Statistics Listed Only)

#### Keandre Booker

2020	Opponent	Solo	Ast	Total	TFL-Yds	SK-Yds	FF	FR-Yds	Int-Yds
02-28-21	at Eastern Illinois	2	1	3	0.0-0	0.0-0	0	0-0	0-0
03-07-21	Murray State	0	2	2	0.5-2	0.0-0	0	0-0	0-0
03-14-21	Austin Peay	0	1	1	0.0-0	0.0-0	0	0-0	0-0
03-21-21	at Jacksonville State	1	0	1	1.0-1	0.0-0	0	0-0	0-0
03-28-21	Tennessee Tech	1	0	1	0.0-0	0.0-0	0	0-0	0-0
	<b>Total</b>	<b>4</b>	<b>4</b>	<b>8</b>	<b>1.5-3</b>	<b>0.0-0</b>	<b>0</b>	<b>0-0</b>	<b>0-0</b>

#### Shabari Davis

2017	Opponent	Solo	Ast	Total	TFL-Yds	SK-Yds	FF	FR-Yds	Int-Yds
09-02-17	at Kansas	3	0	3	1.0-2	0.0-0	0	0-0	1-18
09-09-17	at Dayton	1	1	2	0.0-0	0.0-0	0	0-0	0-0
09-23-17	at Eastern Illinois	2	0	2	0.0-0	0.0-0	0	0-0	0-0
09-30-17	Eastern Kentucky	2	0	2	0.0-0	0.0-0	0	0-0	1-27
10-28-17	at Jacksonville State	1	0	1	0.0-0	0.0-0	0	0-0	0-0
11-11-17	at Tennessee State	0	1	1	0.0-0	0.0-0	0	0-0	0-0
11-18-17	Murray State	1	0	1	0.0-0	0.0-0	0	0-0	0-0
	<b>Total</b>	<b>10</b>	<b>2</b>	<b>12</b>	<b>1.0-2</b>	<b>0.0-0</b>	<b>0</b>	<b>0-0</b>	<b>2-45</b>

2018	Opponent	Solo	Ast	Total	TFL-Yds	SK-Yds	FF	FR-Yds	Int-Yds
09-01-18	at Arkansas State	3	1	4	0.0-0	0.0-0	0	0-0	0-0
09-15-18	at Southern Illinois	2	0	2	0.0-0	0.0-0	0	0-0	0-0
09-22-18	at Eastern Kentucky	1	0	1	0.0-0	0.0-0	0	0-0	0-0
10-06-18	at Tennessee Tech	3	0	3	0.0-0	0.0-0	0	0-0	0-0
10-27-18	at UT Martin	1	0	1	0.0-0	0.0-0	0	0-0	1-25
11-17-18	Eastern Illinois	1	0	1	0.0-0	0.0-0	0	0-0	1-3
11-24-18	Stony Brook	1	1	2	0.0-0	0.0-0	0	0-0	0-0
12-01-18	at Weber State	1	2	3	0.0-0	0.0-0	0	0-0	0-0
	<b>Total</b>	<b>13</b>	<b>4</b>	<b>17</b>	<b>0.0-0</b>	<b>0.0-0</b>	<b>0</b>	<b>0-0</b>	<b>2-28</b>

2019	Opponent	Solo	Ast	Total	TFL-Yds	SK-Yds	FF	FR-Yds	Int-Yds
08-29-19	Southern Illinois	2	0	2	0.0-0	0.0-0	0	0-0	0-0
09-07-19	at Montana State	0	1	1	0.0-0	0.0-0	0	0-0	0-0
09-14-19	at Missouri	2	0	2	0.0-0	0.0-0	0	0-0	0-0
10-05-19	Tennessee Tech	3	0	3	0.0-0	0.0-0	0	0-0	0-0
10-12-19	at Austin Peay	6	0	6	0.0-0	0.0-0	1	0-0	0-0
10-19-19	at Jacksonville State	3	2	5	0.0-0	0.0-0	0	0-0	0-0
10-26-19	UT Martin	1	1	2	0.0-0	0.0-0	0	0-0	0-0
11-02-19	at Tennessee State	1	0	1	0.0-0	0.0-0	0	0-0	0-0
11-09-19	Eastern Kentucky	0	0	0	0.0-0	0.0-0	0	0-0	1-10
11-16-19	at Eastern Illinois	1	0	1	0.0-0	0.0-0	0	0-0	0-0
11-23-19	Murray State	2	0	2	0.0-0	0.0-0	0	0-0	0-0
	<b>Total</b>	<b>21</b>	<b>4</b>	<b>25</b>	<b>0.0-0</b>	<b>0.0-0</b>	<b>1</b>	<b>0-0</b>	<b>1-10</b>

2020	Opponent	Solo	Ast	Total	TFL-Yds	SK-Yds	FF	FR-Yds	Int-Yds
10-30-20	at Southern Illinois	4	1	5	0.0-0	0.0-0	0	0-0	1-16
02-28-21	at Eastern Illinois	0	1	1	0.0-0	0.0-0	0	0-0	0-0
03-07-21	Murray State	1	0	1	0.0-0	0.0-0	0	0-0	1-33
03-14-21	Austin Peay	2	3	5	0.0-0	0.0-0	0	0-0	0-0
03-21-21	at Jacksonville State	2	0	2	0.0-0	0.0-0	0	0-0	0-0
03-28-21	Tennessee Tech	1	1	2	0.5-1	0.0-0	0	0-0	0-0
04-03-21	at UT Martin	4	2	6	0.5-0	0.0-0	0	0-0	0-0
04-11-21	at Tennessee State	1	0	1	0.0-0	0.0-0	0	0-0	0-0
	<b>Total</b>	<b>15</b>	<b>8</b>	<b>23</b>	<b>1.0-1</b>	<b>0.0-0</b>	<b>0</b>	<b>0-0</b>	<b>2-49</b>

#### Bryson Donnell

2017	Opponent	Solo	Ast	Total	TFL-Yds	SK-Yds	FF	FR-Yds	Int-Yds
09-09-17	at Dayton	0	1	1	0.0-0	0.0-0	0	0-0	0-0
09-16-17	Southern Illinois	1	0	1	0.0-0	0.0-0	0	0-0	0-0
09-23-17	at Eastern Illinois	1	1	2	0.0-0	0.0-0	0	0-0	0-0
10-14-17	Tennessee Tech	1	0	1	0.0-0	0.0-0	0	1-0	0-0
10-21-17	at Austin Peay	1	1	2	1.0-7	1.0-7	0	0-0	0-0
10-28-17	at Jacksonville State	1	2	3	0.0-0	0.0-0	0	0-0	0-0
11-04-17	UT Martin	1	1	2	0.5-1	0.0-0	0	0-0	0-0
11-11-17	at Tennessee State	1	0	1	1.0-3	0.0-0	0	0-0	0-0
11-18-17	Murray State	0	1	1	0.0-0	0.0-0	0	0-0	0-0
	<b>Total</b>	<b>7</b>	<b>7</b>	<b>14</b>	<b>2.5-11</b>	<b>1.0-7</b>	<b>0</b>	<b>0-0</b>	<b>0-0</b>

2018	Opponent	Solo	Ast	Total	TFL-Yds	SK-Yds	FF	FR-Yds	Int-Yds
09-01-18	at Arkansas State	0	4	4	0.5-0	0.0-0	0	0-0	0-0
09-08-18	Dayton	1	0	1	0.0-0	0.0-0	0	0-0	0-0
09-15-18	at Southern Illinois	1	1	2	1.0-6	1.0-6	0	0-0	0-0
09-22-18	at Eastern Kentucky	0	4	4	0.0-0	0.0-0	0	0-0	0-0
10-06-18	at Tennessee Tech	1	1	2	0.0-0	0.0-0	0	0-0	0-0
10-27-18	at UT Martin	0	1	1	0.5-0	0.0-0	0	0-0	0-0
11-03-18	Tennessee State	0	1	1	0.0-0	0.0-0	0	0-0	0-0
11-10-18	at Murray State	1	0	1	0.0-0	0.0-0	0	0-0	0-0
11-17-18	Eastern Illinois	0	1	1	0.0-0	0.0-0	0	0-0	0-0
12-01-18	at Weber State	0	1	1	0.0-0	0.0-0	0	0-0	0-0
	<b>Total</b>	<b>4</b>	<b>14</b>	<b>18</b>	<b>2.0-6</b>	<b>1.0-6</b>	<b>0</b>	<b>0-0</b>	<b>0-0</b>

2019	Opponent	Solo	Ast	Total	TFL-Yds	SK-Yds	FF	FR-Yds	Int-Yds
08-29-19	Southern Illinois	1	1	2	0.0-0	0.0-0	0	0-0	0-0
09-07-19	at Montana State	1	0	1	1.0-2	0.0-0	0	1-0	0-0
09-14-19	at Missouri	3	0	3	0.0-0	0.0-0	0	0-0	0-0
09-21-19	West Virginia State	1	4	5	1.0-8	1.0-8	0	0-0	0-0
10-05-19	Tennessee Tech	0	2	2	0.0-0	0.0-0	0	0-0	0-0
10-19-19	at Jacksonville State	1	0	1	1.0-5	1.0-5	0	1-0	0-0
10-26-19	UT Martin	0	1	1	0.0-0	0.0-0	0	0-0	0-0
11-02-19	at Tennessee State	1	3	4	0.0-0	0.0-0	0	0-0	0-0
11-09-19	Eastern Kentucky	1	1	2	0.0-0	0.0-0	0	0-0	0-0
11-16-19	at Eastern Illinois	1	2	3	0.0-0	0.0-0	0	0-0	0-0
11-23-19	Murray State	0	2	2	0.5-2	0.0-0	0	0-0	0-0
11-30-19	Illinois State	2	2	4	0.0-0	0.0-0	0	0-0	0-0
	<b>Total</b>	<b>12</b>	<b>18</b>	<b>30</b>	<b>3.5-17</b>	<b>2.0-13</b>	<b>0</b>	<b>2-0</b>	<b>0-0</b>

2020	Opponent	Solo	Ast	Total	TFL-Yds	SK-Yds	FF	FR-Yds	Int-Yds
10-30-20	at Southern Illinois	5	0	5	0.0-0	0.0-0	0	0-0	0-0
03-07-21	Murray State	1	9	10	0.5-1	0.0-0	0	0-0	0-0
03-14-21	Austin Peay	2	5	7	0.0-0	0.0-0	0	0-0	0-0
03-21-21	at Jacksonville State	0	2	2	0.0-0	0.0-0	0	0-0	0-0
03-28-21	Tennessee Tech	1	5	6	0.5-1	0.0-0	0	1-0	0-0
04-03-21	at UT Martin	0	6	6	0.0-0	0.0-0	0	0-0	0-0
04-11-21	at Tennessee State	5	0	5	2.0-3	1.0-2	1	0-0	0-0
	<b>Total</b>	<b>14</b>	<b>27</b>	<b>41</b>	<b>3.0-5</b>	<b>1.0-2</b>	<b>1</b>	<b>1-0</b>	<b>0-0</b>

#### Omarrick Douglas

2017	Opponent	Solo	Ast	Total	TFL-Yds	SK-Yds	FF	FR-Yds	Int-Yds
09-02-17	at Kansas	0	0	0	0.0-0	0.0-0	0	1-0	0-0
09-16-17	Southern Illinois	0	2	2	0.0-0	0.0-0	0	0-0	0-0
09-23-17	at Eastern Illinois	2	2	4	1.0-2	0.0-0	0	0-0	0-0
09-30-17	Eastern Kentucky	1	0	1	0.0-0	0.0-0	0	0-0	0-0
10-14-17	Tennessee Tech	1	1	2	0.0-0	0.0-0	0	0-0	0-0
10-21-17	at Austin Peay	0	2	2	1.0-2	0.0-0	0	0-0	0-0
10-28-17	at Jacksonville State	0	2	2	0.5-1	0.0-0	0	0-0	0-0
11-04-17	UT Martin	2	0	2	0.0-0	0.0-0	0	0-0	0-0
	<b>Total</b>	<b>6</b>	<b>9</b>	<b>15</b>	<b>2.5-5</b>	<b>0.0-0</b>	<b>0</b>	<b>1-0</b>	<b>0-0</b>

2018	Opponent	Solo	Ast	Total	TFL-Yds	SK-Yds	FF	FR-Yds	Int-Yds
09-01-18	at Arkansas State	2	5	7	0.0-0	0.0-0	0	0-0	1-0
09-08-18	Dayton	1	2	3	0.0-0	0.0-0	0	0-0	0-0

# 2021 SOUTHEAST MISSOURI FOOTBALL NOTES

## #7 SOUTHERN ILLINOIS // SEPT. 2



09-15-18	at Southern Illinois	7	1	8	1.0-2	0.0-0	0	0-0	0-0
09-22-18	at Eastern Kentucky	5	5	10	1.0-5	1.0-5	0	0-0	0-0
10-06-18	at Tennessee Tech	2	1	3	1.0-6	1.0-6	0	0-0	0-0
10-13-18	Austin Peay	2	0	2	0.0-0	0.0-0	0	0-0	0-0
10-20-18	Jacksonville State	3	2	5	0.0-0	0.0-0	0	2-0	0-0
10-27-18	at UT Martin	1	13	14	1.5-4	0.0-0	0	0-0	0-0
11-03-18	Tennessee State	1	4	5	0.0-0	0.0-0	0	0-0	0-0
11-10-18	at Murray State	10	4	14	4.0-14	1.0-6	2	1-0	0-0
11-17-18	Eastern Illinois	3	2	5	1.5-4	0.0-0	0	0-0	1-10
11-24-18	Stony Brook	3	4	7	0.5-1	0.0-0	0	0-0	0-0
12-01-18	at Weber State	2	3	5	0.0-0	0.0-0	0	0-0	0-0
<b>Total</b>		<b>42</b>	<b>46</b>	<b>88</b>	<b>10.0-36</b>	<b>3.0-17</b>	<b>2</b>	<b>3-0</b>	<b>2-10</b>

2019	Opponent	Solo	Ast	Total	TFL-Yds	SK-Yds	FF	FR-Yds	Int-Yds
08-29-19	Southern Illinois	1	2	3	0.0-0	0.0-0	0	0-0	0-0
09-07-19	at Montana State	0	3	3	0.5-1	0.0-0	0	0-0	0-0
09-14-19	at Missouri	2	1	3	2.0-3	1.0-2	0	0-0	0-0
09-21-19	West Virginia State	1	0	1	0.0-0	0.0-0	0	0-0	0-0
10-05-19	Tennessee Tech	1	0	1	0.0-0	0.0-0	0	0-0	0-0
10-12-19	at Austin Peay	2	1	3	0.0-0	0.0-0	0	0-0	0-0
10-19-19	at Jacksonville State	1	0	1	0.0-0	0.0-0	0	0-0	0-0
10-26-19	UT Martin	1	2	3	0.0-0	0.0-0	0	0-0	1-32
11-02-19	at Tennessee State	3	0	3	0.0-0	0.0-0	0	0-0	0-0
11-09-19	Eastern Kentucky	0	2	2	0.5-0	0.0-0	0	0-0	0-0
11-16-19	at Eastern Illinois	1	1	2	0.0-0	0.0-0	0	0-0	0-0
11-23-19	Murray State	0	4	4	0.0-0	0.0-0	0	0-0	0-0
11-30-19	Illinois State	1	1	2	0.0-0	0.0-0	0	0-0	0-0
<b>Total</b>		<b>14</b>	<b>17</b>	<b>31</b>	<b>3.0-4</b>	<b>1.0-2</b>	<b>0</b>	<b>0-0</b>	<b>1-32</b>

2020	Opponent	Solo	Ast	Total	TFL-Yds	SK-Yds	FF	FR-Yds	Int-Yds
10-30-20	at Southern Illinois	5	1	6	1.0-1	0.0-0	0	0-0	0-0
03-07-21	Murray State	2	2	4	0.0-0	0.0-0	0	0-0	0-0
03-28-21	Tennessee Tech	2	1	3	1.0-1	0.0-0	0	0-0	0-0
04-03-21	at UT Martin	3	7	10	0.5-3	0.0-0	0	0-0	0-0
04-11-21	at Tennessee State	2	1	3	1.0-3	0.0-0	0	0-0	0-0
<b>Total</b>		<b>14</b>	<b>12</b>	<b>26</b>	<b>3.5-8</b>	<b>0.0-0</b>	<b>0</b>	<b>0-0</b>	<b>0-0</b>

### Micah Fann

2020	Opponent	Solo	Ast	Total	TFL-Yds	SK-Yds	FF	FR-Yds	Int-Yds
02-28-21	at Eastern Illinois	2	0	2	0.0-0	0.0-0	0	0-0	0-0
04-03-21	at UT Martin	1	0	1	0.0-0	0.0-0	0	0-0	0-0
04-11-21	at Tennessee State	2	0	2	1.0-1	0.0-0	0	0-0	0-0
<b>Total</b>		<b>5</b>	<b>0</b>	<b>5</b>	<b>1.0-1</b>	<b>0.0-0</b>	<b>0</b>	<b>0-0</b>	<b>0-0</b>

### Trai Hodges

2018	Opponent	Solo	Ast	Total	TFL-Yds	SK-Yds	FF	FR-Yds	Int-Yds
09-01-18	at Arkansas State	0	1	1	0.0-0	0.0-0	0	0-0	0-0
09-15-18	at Southern Illinois	1	0	1	0.0-0	0.0-0	0	0-0	0-0
10-06-18	at Tennessee Tech	0	1	1	0.0-0	0.0-0	0	0-0	0-0
10-20-18	Jacksonville State	2	0	2	0.0-0	0.0-0	0	0-0	0-0
11-10-18	at Murray State	2	2	4	0.0-0	0.0-0	0	0-0	0-0
11-17-18	Eastern Illinois	2	0	2	0.0-0	0.0-0	0	0-0	0-0
12-01-18	at Weber State	2	0	2	0.0-0	0.0-0	0	0-0	0-0
<b>Total</b>		<b>9</b>	<b>4</b>	<b>13</b>	<b>0.0-0</b>	<b>0.0-0</b>	<b>0</b>	<b>0-0</b>	<b>0-0</b>
2019	Opponent	Solo	Ast	Total	TFL-Yds	SK-Yds	FF	FR-Yds	Int-Yds
08-29-19	Southern Illinois	1	0	1	0.0-0	0.0-0	0	0-0	0-0
09-07-19	at Montana State	1	1	2	0.0-0	0.0-0	0	0-0	0-0
09-14-19	at Missouri	2	0	2	0.0-0	0.0-0	0	0-0	0-0
09-21-19	West Virginia State	1	0	1	0.0-0	0.0-0	0	0-0	0-0
10-19-19	at Jacksonville State	2	0	2	0.0-0	0.0-0	0	0-0	0-0
11-23-19	Murray State	1	0	1	0.0-0	0.0-0	0	0-0	0-0
<b>Total</b>		<b>8</b>	<b>1</b>	<b>9</b>	<b>0.0-0</b>	<b>0.0-0</b>	<b>0</b>	<b>0-0</b>	<b>0-0</b>
2020	Opponent	Solo	Ast	Total	TFL-Yds	SK-Yds	FF	FR-Yds	Int-Yds
10-30-20	at Southern Illinois	1	1	2	0.0-0	0.0-0	0	0-0	0-0
02-28-21	at Eastern Illinois	1	0	1	0.0-0	0.0-0	0	0-0	0-0

03-14-21	Austin Peay	1	1	2	0.0-0	0.0-0	0	0-0	0-0
03-21-21	at Jacksonville State	0	1	1	0.0-0	0.0-0	0	0-0	0-0
03-28-21	Tennessee Tech	2	1	3	0.0-0	0.0-0	0	0-0	0-0
04-03-21	at UT Martin	0	0	0	0.0-0	0.0-0	0	1-0	0-0
<b>Total</b>		<b>5</b>	<b>4</b>	<b>9</b>	<b>0.0-0</b>	<b>0.0-0</b>	<b>0</b>	<b>1-0</b>	<b>0-0</b>

### LaWilliam Holmes

2020	Opponent	Solo	Ast	Total	TFL-Yds	SK-Yds	FF	FR-Yds	Int-Yds
10-30-20	at Southern Illinois	0	2	2	0.0-0	0.0-0	0	0-0	0-0
02-28-21	at Eastern Illinois	1	0	1	0.0-0	0.0-0	0	0-0	0-0
03-07-21	Murray State	0	3	3	0.0-0	0.0-0	0	0-0	0-0
03-14-21	Austin Peay	0	2	2	0.5-0	0.0-0	0	0-0	0-0
03-21-21	at Jacksonville State	2	3	5	0.0-0	0.0-0	0	0-0	0-0
03-28-21	Tennessee Tech	0	1	1	0.0-0	0.0-0	0	0-0	0-0
<b>Total</b>		<b>3</b>	<b>11</b>	<b>14</b>	<b>0.5-0</b>	<b>0.0-0</b>	<b>0</b>	<b>0-0</b>	<b>0-0</b>

### Lawrence Johnson

2019	Opponent	Solo	Ast	Total	TFL-Yds	SK-Yds	FF	FR-Yds	Int-Yds
08-29-19	Southern Illinois	2	0	2	0.0-0	0.0-0	0	0-0	0-0
09-07-19	at Montana State	1	0	1	1.0-1	0.0-0	0	0-0	0-0
09-14-19	at Missouri	3	0	3	0.0-0	0.0-0	0	0-0	0-0
09-21-19	West Virginia State	4	3	7	0.5-1	0.0-0	0	0-0	0-0
10-05-19	Tennessee Tech	9	0	9	0.0-0	0.0-0	0	0-0	0-0
10-12-19	at Austin Peay	1	0	1	0.0-0	0.0-0	0	0-0	0-0
10-19-19	at Jacksonville State	6	1	7	0.0-0	0.0-0	0	0-0	0-0
10-26-19	UT Martin	0	1	1	0.0-0	0.0-0	0	0-0	0-0
11-02-19	at Tennessee State	2	0	2	0.0-0	0.0-0	0	0-0	0-0
11-09-19	Eastern Kentucky	1	5	6	0.5-1	0.0-0	0	0-0	0-0
11-16-19	at Eastern Illinois	2	0	2	0.0-0	0.0-0	0	0-0	0-0
11-23-19	Murray State	5	0	5	0.0-0	0.0-0	0	0-0	0-0
11-30-19	Illinois State	4	3	7	0.0-0	0.0-0	0	0-0	0-0
<b>Total</b>		<b>40</b>	<b>13</b>	<b>53</b>	<b>2.0-3</b>	<b>0.0-0</b>	<b>0</b>	<b>0-0</b>	<b>0-0</b>

2020	Opponent	Solo	Ast	Total	TFL-Yds	SK-Yds	FF	FR-Yds	Int-Yds
10-30-20	at Southern Illinois	6	1	7	0.0-0	0.0-0	0	0-0	1-37
02-28-21	at Eastern Illinois	1	0	1	0.0-0	0.0-0	0	0-0	0-0
03-07-21	Murray State	5	2	7	0.0-0	0.0-0	0	0-0	0-0
03-14-21	Austin Peay	5	5	10	0.0-0	0.0-0	0	0-0	0-0
03-21-21	at Jacksonville State	0	2	2	0.0-0	0.0-0	0	0-0	0-0
03-28-21	Tennessee Tech	9	3	12	0.0-0	0.0-0	1	0-0	0-0
04-03-21	at UT Martin	5	5	10	1.0-1	0.0-0	0	0-0	0-0
04-11-21	at Tennessee State	5	1	6	0.0-0	0.0-0	0	0-0	0-0
<b>Total</b>		<b>36</b>	<b>19</b>	<b>55</b>	<b>1.0-1</b>	<b>0.0-0</b>	<b>1</b>	<b>0-0</b>	<b>1-37</b>

### Ty Leonard

2020	Opponent	Solo	Ast	Total	TFL-Yds	SK-Yds	FF	FR-Yds	Int-Yds
03-28-21	Tennessee Tech	0	1	1	0.0-0	0.0-0	0	0-0	0-0
04-22-21	at Tennessee State	2	0	2	0.0-0	0.0-0	0	0-0	0-0
<b>Total</b>		<b>2</b>	<b>1</b>	<b>3</b>	<b>0.0-0</b>	<b>0.0-0</b>	<b>0</b>	<b>0-0</b>	<b>0-0</b>

### Steven Lewis

2020	Opponent	Solo	Ast	Total	TFL-Yds	SK-Yds	FF	FR-Yds	Int-Yds
02-28-21	at Eastern Illinois	3	2	5	0.0-0	0.0-0	0	0-0	0-0
03-07-21	Murray State	0	2	2	0.0-0	0.0-0	0	0-0	0-0
03-14-21	Austin Peay	0	3	3	0.0-0	0.0-0	0	0-0	0-0
03-21-21	at Jacksonville State	0	1	1	0.0-0	0.0-0	0	0-0	0-0
03-28-21	Tennessee Tech	1	2	3	1.0-1	0.0-0	0	0-0	0-0
04-03-21	at UT Martin	2	0	2	1.0-4	1.0-4	0	0-0	0-0
04-11-21	at Tennessee State	1	1	2	0.5-4	0.5-4	0	0-0	0-0
<b>Total</b>		<b>7</b>	<b>11</b>	<b>18</b>	<b>2.5-9</b>	<b>1.5-8</b>	<b>0</b>	<b>0-0</b>	<b>0-0</b>



# 2021 SOUTHEAST MISSOURI FOOTBALL NOTES

## #7 SOUTHERN ILLINOIS // SEPT. 2

### Patrick Maddox

2019	Opponent	Solo	Ast	Total	TFL-Yds	SK-Yds	FF	FR-Yds	Int-Yds
09-21-19	West Virginia State	2	0	2	0.0-0	0.0-0	0	0-0	0-0
11-30-19	Illinois State	0	1	1	0.0-0	0.0-0	0	0-0	0-0
	<b>Total</b>	<b>2</b>	<b>1</b>	<b>3</b>	<b>0.0-0</b>	<b>0.0-0</b>	<b>0</b>	<b>0-0</b>	<b>0-0</b>
2020	Opponent	Solo	Ast	Total	TFL-Yds	SK-Yds	FF	FR-Yds	Int-Yds
02-28-21	at Eastern Illinois	1	0	1	0.0-0	0.0-0	0	0-0	0-0
04-11-21	at Tennessee State	1	0	1	0.0-0	0.0-0	0	0-0	0-0
	<b>Total</b>	<b>2</b>	<b>0</b>	<b>2</b>	<b>0.0-0</b>	<b>0.0-0</b>	<b>0</b>	<b>0-0</b>	<b>0-0</b>

### Lunden Manuel

2019	Opponent	Solo	Ast	Total	TFL-Yds	SK-Yds	FF	FR-Yds	Int-Yds
11-16-19	at Eastern Illinois	2	0	2	1.0-1	1.0-1	0	0-0	0-0
	<b>Total</b>	<b>2</b>	<b>0</b>	<b>2</b>	<b>1.0-1</b>	<b>1.0-1</b>	<b>0</b>	<b>0-0</b>	<b>0-0</b>
2020	Opponent	Solo	Ast	Total	TFL-Yds	SK-Yds	FF	FR-Yds	Int-Yds
10-30-20	at Southern Illinois	1	0	1	0.0-0	0.0-0	0	0-0	0-0
03-07-21	Murray State	0	2	2	0.0-0	0.0-0	0	0-0	0-0
03-14-21	Austin Peay	0	4	4	0.0-0	0.0-0	0	0-0	0-0
03-21-21	at Jacksonville State	0	2	2	0.0-0	0.0-0	0	0-0	0-0
03-28-21	Tennessee Tech	0	1	1	0.0-0	0.0-0	0	0-0	0-0
04-03-21	at UT Martin	2	0	2	1.0-3	1.0-3	0	0-0	0-0
04-11-21	at Tennessee State	1	1	2	0.5-1	0.0-0	0	0-0	0-0
	<b>Total</b>	<b>4</b>	<b>10</b>	<b>14</b>	<b>1.5-4</b>	<b>1.0-3</b>	<b>0</b>	<b>0-0</b>	<b>0-0</b>

### Mike Matthews

2019	Opponent	Solo	Ast	Total	TFL-Yds	SK-Yds	FF	FR-Yds	Int-Yds
09-07-19	at Montana State	2	0	2	0.0-0	0.0-0	0	0-0	0-0
09-14-19	at Missouri	1	0	1	0.0-0	0.0-0	0	0-0	0-0
09-21-19	West Virginia State	1	1	2	0.0-0	0.0-0	0	0-0	0-0
10-05-19	Tennessee Tech	1	0	1	0.0-0	0.0-0	0	0-0	0-0
10-12-19	at Austin Peay	1	0	1	0.0-0	0.0-0	0	0-0	0-0
10-19-19	at Jacksonville State	1	0	1	0.0-0	0.0-0	0	0-0	0-0
10-26-19	UT Martin	2	1	3	0.0-0	0.0-0	0	0-0	0-0
11-09-19	Eastern Kentucky	4	2	6	1.0-3	0.0-0	0	0-0	0-0
11-16-19	at Eastern Illinois	4	2	6	0.0-0	0.0-0	0	0-0	0-0
11-23-19	Murray State	0	1	1	0.0-0	0.0-0	0	0-0	0-0
	<b>Total</b>	<b>17</b>	<b>7</b>	<b>24</b>	<b>1.0-3</b>	<b>0.0-0</b>	<b>0</b>	<b>0-0</b>	<b>0-0</b>
2020	Opponent	Solo	Ast	Total	TFL-Yds	SK-Yds	FF	FR-Yds	Int-Yds
10-30-20	at Southern Illinois	6	1	7	0.5-2	0.0-0	0	0-0	0-0
02-28-21	at Eastern Illinois	1	2	3	0.0-0	0.0-0	0	0-0	1-7
03-07-21	Murray State	2	5	7	0.0-0	0.0-0	0	0-0	0-0
03-14-21	Austin Peay	0	2	2	0.0-0	0.0-0	0	1-0	0-0
03-21-21	at Jacksonville State	5	4	9	1.0-2	0.0-0	1	0-0	0-0
03-28-21	Tennessee Tech	3	3	6	0.0-0	0.0-0	0	0-0	0-0
04-03-21	at UT Martin	0	5	5	0.5-1	0.0-0	0	0-0	0-0
04-11-21	at Tennessee State	3	3	6	0.0-0	0.0-0	0	0-0	0-0
	<b>Total</b>	<b>20</b>	<b>25</b>	<b>45</b>	<b>2.0-5</b>	<b>0.0-0</b>	<b>1</b>	<b>1-0</b>	<b>1-7</b>

### Brandon Mincey

2019	Opponent	Solo	Ast	Total	TFL-Yds	SK-Yds	FF	FR-Yds	Int-Yds
08-29-19	Southern Illinois	1	0	1	0.0-0	0.0-0	0	0-0	0-0
09-14-19	at Missouri	3	1	4	0.5-2	0.0-0	0	0-0	0-0
09-21-19	West Virginia State	0	4	4	0.0-0	0.0-0	0	0-0	0-0
10-05-19	Tennessee Tech	2	3	5	0.0-0	0.0-0	0	0-0	0-0
10-12-19	at Austin Peay	3	3	6	1.0-1	0.0-0	0	0-0	0-0
10-19-19	at Jacksonville State	3	0	3	0.0-0	0.0-0	0	0-0	0-0
11-16-19	at Eastern Illinois	1	0	1	1.0-12	1.0-12	0	0-0	0-0
11-30-19	Illinois State	1	0	1	0.0-0	0.0-0	0	0-0	0-0
	<b>Total</b>	<b>14</b>	<b>11</b>	<b>25</b>	<b>2.5-15</b>	<b>1.0-12</b>	<b>0</b>	<b>0-0</b>	<b>0-0</b>
2020	Opponent	Solo	Ast	Total	TFL-Yds	SK-Yds	FF	FR-Yds	Int-Yds
10-30-20	at Southern Illinois	4	2	6	0.0-0	0.0-0	0	0-0	0-0
02-28-21	at Eastern Illinois	3	0	3	1.0-5	0.0-0	0	0-0	0-0
03-07-21	Murray State	1	5	6	0.0-0	0.0-0	0	0-0	0-0

03-14-21	Austin Peay	2	2	4	0.5-1	0.0-0	0	0-0	0-0
03-21-21	at Jacksonville State	5	6	11	1.0-3	0.0-0	0	0-0	0-0
03-28-21	Tennessee Tech	3	5	8	1.5-8	1.0-8	0	0-0	0-0
04-03-21	at UT Martin	2	2	4	0.0-0	0.0-0	0	0-0	0-0
	<b>Total</b>	<b>20</b>	<b>22</b>	<b>42</b>	<b>4.0-17</b>	<b>1.0-8</b>	<b>0</b>	<b>0-0</b>	<b>0-0</b>

### Jacob Morrissey

2020	Opponent	Solo	Ast	Total	TFL-Yds	SK-Yds	FF	FR-Yds	Int-Yds
10-30-20	at Southern Illinois	1	0	1	0.0-0	0.0-0	0	0-0	0-0
02-28-21	at Eastern Illinois	1	2	3	0.0-0	0.0-0	0	0-0	0-0
03-14-21	Austin Peay	0	1	1	0.0-0	0.0-0	0	0-0	0-0
03-21-21	at Jacksonville State	3	4	7	0.0-0	0.0-0	0	0-0	0-0
03-28-21	Tennessee Tech	1	3	4	0.0-0	0.0-0	0	0-0	0-0
04-03-21	at UT Martin	4	0	4	1.0-1	0.0-0	0	0-0	0-0
04-11-21	at Tennessee State	2	0	2	0.0-0	0.0-0	0	0-0	0-0
	<b>Total</b>	<b>12</b>	<b>10</b>	<b>22</b>	<b>1.0-1</b>	<b>0.0-0</b>	<b>0</b>	<b>0-0</b>	<b>0-0</b>

### Tyler Nelome

2020	Opponent	Solo	Ast	Total	TFL-Yds	SK-Yds	FF	FR-Yds	Int-Yds
02-28-21	at Eastern Illinois	0	2	2	0.0-0	0.0-0	0	0-0	0-0
	<b>Total</b>	<b>0</b>	<b>2</b>	<b>2</b>	<b>0.0-0</b>	<b>0.0-0</b>	<b>0</b>	<b>0-0</b>	<b>0-0</b>

### LaDarrius Rule

2020	Opponent	Solo	Ast	Total	TFL-Yds	SK-Yds	FF	FR-Yds	Int-Yds
10-30-20	at Southern Illinois	1	0	1	0.0-0	0.0-0	0	0-0	0-0
	<b>Total</b>	<b>1</b>	<b>0</b>	<b>1</b>	<b>0.0-0</b>	<b>0.0-0</b>	<b>0</b>	<b>0-0</b>	<b>0-0</b>

### James Sackie

2020	Opponent	Solo	Ast	Total	TFL-Yds	SK-Yds	FF	FR-Yds	Int-Yds
10-30-20	at Southern Illinois	1	0	1	1.0-1	0.0-0	0	0-0	0-0
02-28-21	at Eastern Illinois	1	0	1	0.0-0	0.0-0	1	1-0	0-0
03-07-21	Murray State	0	1	1	0.0-0	0.0-0	0	0-0	0-0
03-14-21	Austin Peay	0	1	1	0.0-0	0.0-0	0	0-0	0-0
03-21-21	at Jacksonville State	0	2	2	0.0-0	0.0-0	0	0-0	0-0
03-28-21	Tennessee Tech	3	3	6	1.5-2	0.0-0	0	0-0	0-0
	<b>Total</b>	<b>5</b>	<b>7</b>	<b>12</b>	<b>2.5-3</b>	<b>0.0-0</b>	<b>1</b>	<b>1-0</b>	<b>0-0</b>

### Izeal Terrell

2020	Opponent	Solo	Ast	Total	TFL-Yds	SK-Yds	FF	FR-Yds	Int-Yds
10-30-20	at Southern Illinois	0	1	1	0.0-0	0.0-0	0	0-0	0-0
02-28-21	at Eastern Illinois	2	3	5	0.0-0	0.0-0	0	0-0	1-10
03-07-21	Murray State	0	3	3	0.0-0	0.0-0	0	0-0	0-0
03-21-21	at Jacksonville State	1	3	4	0.0-0	0.0-0	0	0-0	1-8
03-28-21	Tennessee Tech	0	1	1	0.0-0	0.0-0	0	0-0	0-0
04-11-21	at Tennessee State	1	1	2	1.0-1	0.0-0	0	0-0	0-0
	<b>Total</b>	<b>4</b>	<b>12</b>	<b>16</b>	<b>1.0-1</b>	<b>0.0-0</b>	<b>0</b>	<b>0-0</b>	<b>2-18</b>

### Keilyn Tyus

2020	Opponent	Solo	Ast	Total	TFL-Yds	SK-Yds	FF	FR-Yds	Int-Yds
03-07-21	Murray State	1	1	2	0.0-0	0.0-0	0	0-0	0-0
03-14-21	Austin Peay	3	9	12	1.0-1	0.0-0	0	0-0	0-0
03-21-21	at Jacksonville State	1	0	1	0.0-0	0.0-0	0	0-0	0-0
	<b>Total</b>	<b>5</b>	<b>10</b>	<b>15</b>	<b>1.0-1</b>	<b>0.0-0</b>	<b>0</b>	<b>0-0</b>	<b>0-0</b>

# 2021 SOUTHEAST MISSOURI FOOTBALL NOTES

#7 SOUTHERN ILLINOIS // SEPT. 2



## Game-by-Game Kicking/Punting/Returns (Games with Statistics Listed Only)

### Aaron Alston

2018	Opponent	KR	Yds	TD	Long	PR	Yds	TD	Long
09-08-18	Dayton	0	0	0	0	1	11	0	11
10-06-18	at Tennessee Tech	0	0	0	0	1	43	0	43
10-20-18	Jacksonville State	1	16	0	16	0	0	0	0
	<i>Total</i>	1	16	0	16	2	54	0	43

### Q'Nairies Anderson

2020	Opponent	KR	Yds	TD	Long	PR	Yds	TD	Long
04-03-21	at UT Martin	1	19	0	19	0	0	0	0
	<i>Total</i>	1	19	0	19	0	0	0	0

### Zion Custis

2018	Opponent	KR	Yds	TD	Long	PR	Yds	TD	Long
11-03-18	Tennessee State	1	24	0	24	0	0	0	0
11-10-18	at Murray State	5	152	0	38	0	0	0	0
11-17-18	Eastern Illinois	3	180	1	97	0	0	0	0
11-24-18	Stony Brook	1	41	0	41	0	0	0	0
12-01-18	at Weber State	5	100	0	24	0	0	0	0
	<i>Total</i>	15	497	1	97	0	0	0	0
2019	Opponent	KR	Yds	TD	Long	PR	Yds	TD	Long
10-12-19	at Austin Peay	3	63	0	28	0	0	0	0
10-26-19	UT Martin	1	23	0	23	0	0	0	0
11-09-19	Eastern Kentucky	3	61	0	36	0	0	0	0
11-16-19	at Eastern Illinois	1	48	0	48	0	0	0	0
11-23-19	Murray State	2	44	0	38	0	0	0	0
11-30-19	Illinois State	2	35	0	18	0	0	0	0
	<i>Total</i>	12	274	0	48	0	0	0	0
2020	Opponent	KR	Yds	TD	Long	PR	Yds	TD	Long
03-07-21	Murray State	2	45	0	26	0	0	0	0
03-21-21	at Jacksonville State	2	63	0	42	0	0	0	0
	<i>Total</i>	4	108	0	42	0	0	0	0

### Shabari Davis

2017	Opponent	KR	Yds	TD	Long	PR	Yds	TD	Long
09-02-17	at Kansas	0	0	0	0	3	79	0	30
09-09-17	at Dayton	0	0	0	0	2	7	0	7
09-16-17	Southern Illinois	0	0	0	0	3	3	0	4
11-18-17	Murray State	0	0	0	0	2	38	0	37
	<i>Total</i>	0	0	0	0	10	127	0	37
2018	Opponent	KR	Yds	TD	Long	PR	Yds	TD	Long
09-08-18	Dayton	0	0	0	0	2	43	0	29
	<i>Total</i>	0	0	0	0	2	43	0	29
2019	Opponent	KR	Yds	TD	Long	PR	Yds	TD	Long
08-29-19	Southern Illinois	1	17	0	17	0	0	0	0
09-07-19	at Montana State	3	59	0	24	1	13	0	13
11-16-19	at Eastern Illinois	0	0	0	0	3	53	1	46
11-23-19	Murray State	0	0	0	0	3	26	0	13
	<i>Total</i>	4	76	0	24	7	92	1	46
2020	Opponent	KR	Yds	TD	Long	PR	Yds	TD	Long
10-30-20	at Southern Illinois	0	0	0	0	1	2	0	2
02-28-21	at Eastern Illinois	0	0	0	0	3	37	0	18
03-07-21	Murray State	0	0	0	0	1	22	0	22
03-14-21	Austin Peay	0	0	0	0	1	17	0	17
03-21-21	at Jacksonville State	0	0	0	0	2	9	0	9
03-28-21	Tennessee Tech	3	55	0	24	1	0	0	0
04-03-21	at UT Martin	0	0	0	0	1	8	0	8
04-11-21	at Tennessee State	2	34	0	18	0	0	0	0
	<i>Total</i>	5	89	0	24	10	95	0	22

### Kenny Doak

2020	Opponent	KO	Yds	TB	FG-A	Long	PAT	Pts
02-28-21	at Eastern Illinois	0	0	0	2-3	35	5-6	11
03-07-21	Murray State	0	0	0	0-1	27	3-3	3
03-14-21	Austin Peay	5	265	2	0-0	0	6-6	6
03-21-21	at Jacksonville State	1	63	0	1-2	33	0-0	3
03-28-21	Tennessee Tech	2	121	0	1-1	23	3-3	6
04-03-21	at UT Martin	4	185	1	0-0	0	3-3	3
04-11-21	at Tennessee State	1	35	0	1-2	26	5-6	8
	<i>Total</i>	12	634	3	5-9	38	25-27	40

### Zach Haynes

2020	Opponent	No	Yds	Long	Blkd	TB	50+	120
10-30-20	at Southern Illinois	3	135	50	0	0	1	2
02-28-21	at Eastern Illinois	5	201	53	0	0	1	4
03-07-21	Murray State	6	251	47	0	0	0	1
03-14-21	Austin Peay	4	141	43	1	0	0	1
03-21-21	at Jacksonville State	6	254	52	0	0	2	4
03-28-21	Tennessee Tech	4	186	49	0	1	0	0
04-03-21	at UT Martin	6	270	50	0	0	1	2
04-11-21	at Tennessee State	2	83	42	0	0	0	1
	<i>Total</i>	36	1521	53	1	1	5	15

### Adam Krause

2019	Opponent	KO	Yds	TB	FG-A	Long	PAT	Pts
08-24-19	Southern Illinois	8	461	1	0-0	0	0-0	0
09-07-19	at Montana State	2	127	0	0-0	0	0-0	0
09-14-19	at Missouri	1	65	1	0-0	0	0-0	0
09-21-19	West Virginia State	8	501	1	0-0	0	0-0	0
10-05-19	Tennessee Tech	6	353	0	0-0	0	0-0	0
10-12-19	at Austin Peay	5	300	0	0-0	0	0-0	0
10-19-19	at Jacksonville State	5	229	0	0-0	0	0-0	0
10-26-19	UT Martin	4	225	2	0-0	0	0-0	0
11-02-19	at Tennessee State	8	395	0	0-0	0	0-0	0
11-09-19	Eastern Kentucky	7	283	1	0-0	0	0-0	0
11-16-19	at Eastern Illinois	6	342	0	0-0	0	0-0	0
11-23-19	Murray State	6	357	1	0-0	0	0-0	0
11-30-19	Illinois State	3	182	0	0-0	0	0-0	0
	<i>Total</i>	69	3820	7	0-0	0	0-0	0
2020	Opponent	KO	Yds	TB	FG-A	Long	PAT	Pts
10-30-20	at Southern Illinois	4	222	0	0-0	0	0-0	0
02-28-21	at Eastern Illinois	9	486	1	0-0	0	0-0	0
03-07-21	Murray State	4	239	1	0-0	0	0-0	0
03-14-21	Austin Peay	1	54	0	0-0	0	0-0	0
03-21-21	at Jacksonville State	1	65	1	0-0	0	0-0	0
03-28-21	Tennessee Tech	3	178	1	0-0	0	0-0	0
04-11-21	at Tennessee State	7	408	0	0-0	0	0-0	0
	<i>Total</i>	29	1652	4	0-0	0	0-0	0
2020	Punting	No	Yds	Long	Blkd	TB	50+	120
10-30-20	at Southern Illinois	2	69	41	0	0	0	0
03-21-21	at Jacksonville State	1	50	50	0	0	1	0
	<i>Total</i>	3	119	50	0	0	1	0

### Zack Smith

2017	Opponent	KR	Yds	TD	Long	PR	Yds	TD	Long
09-16-17	Southern Illinois	0	0	0	0	1	9	0	9
09-23-17	at Eastern Illinois	1	24	0	24	4	40	0	21
09-30-17	Eastern Kentucky	0	0	0	0	1	-2	0	0
10-14-17	Tennessee Tech	0	0	0	0	1	8	0	8
10-21-17	at Austin Peay	0	0	0	0	1	5	0	5
11-04-17	UT Martin	0	0	0	0	1	0	0	0
11-11-17	at Tennessee State	0	0	0	0	1	5	0	5
11-18-17	Murray State	0	0	0	0	1	9	0	9
	<i>Total</i>	1	24	0	24	11	74	0	21
2018	Opponent	KR	Yds	TD	Long	PR	Yds	TD	Long
09-01-18	at Arkansas State	5	83	0	18	1	0	0	5
09-08-18	Dayton	1	27	0	27	0	0	0	0
09-15-18	at Southern Illinois	0	0	0	0	1	36	0	36





## 2021 SOUTHEAST MISSOURI FOOTBALL NOTES

### #7 SOUTHERN ILLINOIS // SEPT. 2

09-22-18	at Eastern Kentucky	1	15	0	15	3	10	0	16
10-06-18	at Tennessee Tech	0	0	0	0	2	27	0	15
10-13-18	Austin Peay	4	126	0	58	0	0	0	0
10-20-18	Jacksonville State	2	73	0	52	1	23	0	23
10-27-18	at UT Martin	3	48	0	22	1	6	0	6
11-10-18	at Murray State	0	0	0	0	2	33	0	24
11-17-18	Eastern Illinois	0	0	0	0	3	13	0	6
11-24-18	Stony Brook	0	0	0	0	2	4	0	3
12-01-18	at Weber State	2	-51	0	22	1	36	0	36
	<i>Total</i>	18	321	0	58	17	188	0	36
<u>2019</u>	<u>Opponent</u>	<u>KR</u>	<u>Yds</u>	<u>TD</u>	<u>Long</u>	<u>PR</u>	<u>Yds</u>	<u>TD</u>	<u>Long</u>
09-07-19	at Montana State	0	0	0	0	2	51	0	52
09-14-19	at Missouri	0	0	0	0	3	27	0	13
09-21-19	West Virginia State	1	17	0	17	2	17	0	17
10-05-19	Tennessee Tech	2	36	0	20	1	2	0	2
10-12-19	at Austin Peay	0	0	0	0	1	11	0	11
10-19-19	at Jacksonville State	1	8	0	8	2	31	0	21
10-26-19	UT Martin	0	0	0	0	1	20	0	20
11-02-19	at Tennessee State	1	14	0	14	2	8	0	6
11-09-19	Eastern Kentucky	1	10	0	10	1	-4	0	1
11-16-19	at Eastern Illinois	1	22	0	22	0	0	0	0
11-30-19	Illinois State	1	17	0	17	0	0	0	0
	<i>Total</i>	8	124	0	22	15	163	0	52
<u>2020</u>	<u>Opponent</u>	<u>KR</u>	<u>Yds</u>	<u>TD</u>	<u>Long</u>	<u>PR</u>	<u>Yds</u>	<u>TD</u>	<u>Long</u>
10-30-20	at Southern Illinois	1	21	0	21	0	0	0	0
02-28-21	at Eastern Illinois	1	23	0	23	1	5	0	1
03-07-21	Murray State	1	13	0	13	0	0	0	0
03-14-21	Austin Peay	3	70	0	28	0	0	0	0
03-21-21	at Jacksonville State	2	27	0	18	0	0	0	0
03-28-21	Tennessee Tech	1	25	0	25	0	0	0	0
04-11-21	at Tennessee State	1	33	0	33	1	14	1	14
	<i>Total</i>	10	212	0	33	2	19	1	14

# 2021 SOUTHEAST MISSOURI FOOTBALL NOTES

## #7 SOUTHERN ILLINOIS // SEPT. 2



### Last Time it Happened

#### Southeast Missouri Had . . .

30 or more first downs.....	vs. West Virginia, 9/21/03 (29)
400 yards rushing.....	at Jacksonville State, 11/23/13 (410)
300 yards rushing.....	at Tennessee State, 4/11/21 (325)
200 yards rushing.....	at Southern Illinois, 10/30/20 (281)
400 yards passing.....	at Tennessee Tech, 10/6/18 (483)
300 yards passing.....	vs. Tennessee State, 11/3/18 (306)
600 yards of total offense.....	vs. West Virginia State, 9/21/19 (668)
500 yards of total offense.....	vs. Southern Illinois (529)
90 total plays.....	at Murray State, 9/24/16 (91)
Four passes intercepted.....	at Eastern Kentucky, 9/22/18 (4)
Five pass interceptions.....	vs. Mars Hill College, 9/8/12 (5)
Five or more Turnovers.....	vs. Eastern Kentucky, 11/9/19 (5)
Four pass interceptions.....	vs. Eastern Kentucky, 10/23/10 (4)
10 penalties.....	at Tennessee State, 4/11/21 (11)
100 yards in penalties.....	vs. Austin Peay, 3/14/21 (128)
70 or more points.....	vs. Missouri Baptist, 8/28/14 (77)
99-yard scoring drive.....	vs. Murray State, 10/2/15 (12 plays, 99 yards, 2nd Qtr)
90-yard scoring drive.....	vs. Austin Peay, 3/14/21 (93)
7 Takeaways.....	vs. Southern Illinois, 9/12/15
6 or more Sacks.....	6, vs. Murray State, 11/18/17
5 Sacks.....	vs. UT Martin, 10/26/19

#### Southeast Missouri Held Its Opponent To . . .

Less than 10 first downs.....	vs. Missouri Baptist, 8/28/14 (6)
10 first downs.....	vs. Jacksonville State, 11/17/07 (10)
Zero yards rushing.....	at Tennessee State, 11/19/94
Negative yards rushing.....	vs. Murray State, 11/18/17 (-9)
Under 30 yards rushing.....	vs. Eastern Kentucky, 9/30/17 (11)
100 yards rushing or less.....	Murray State, 11/23/19 (93)
Zero passing yards.....	at Eastern Illinois, 10/13/01
No pass completions.....	at Eastern Illinois, 10/13/01
No pass attempts.....	at Eastern Illinois, 10/13/01
Under 30 yards passing.....	at Austin Peay, 10/30/93 (23)
150 yards or less of total offense.....	vs. Missouri Baptist, 8/28/14 (81)
200 yards or less of total offense.....	vs. Tennessee Tech, 10/14/17 (195)
No touchdowns.....	vs. Tennessee Tech, 10/14/17

#### Southeast Missouri . . .

Had two passers throw for 100 yards.....	vs. Jacksonville State, 9/24/05 (Kevin Ballatore 195 yds & Mike Haley 160 yds)
Had two passers complete 10 passes.....	vs. Jacksonville State, 9/24/05 (Kevin Ballatore 22 yds & Mike Haley 14 yds)
Had two rushers run for 100 yards.....	at Southern Illinois, 10/30/20 (Geno Hess 128 yds & Andrew Bunch 115 yds)
Had two receivers over 100 receiving yards.....	at Tennessee Tech, 10/6/18 (Jerrick Orr, 121 yds; Colby Cornett, 115 yds)
Had a quarterback rush for 100 yards.....	at Southern Illinois, 10/30/20 (Andrew Bunch, 115 yds)
Had a quarterback rush for 200 yards.....	vs. Jacksonville State, 11/12/11 (Matt Scheible 209 yds)
Had three receivers catch five passes.....	vs. Eastern Illinois, 10/18/14 (Peter Lloyd, Spencer Davis, DeMichael Jackson)
Had a 100-yard rusher and a 100-yard receiver.....	at Tennessee State, 11/2/19 (Geno Hess, 156 yds, Kristian Wilkerson, 111 yds)
Had a 300-yard passer, 100-yard receiver and 100-yard rusher.....	vs. Tennessee St., 11/3/18 (Daniel Santacaterina, 306 yds; Kristian Wilkerson, 129 yds; Marquis Terry, 107 yds)
Had a 300-yard rusher.....	at Southern Illinois, 9/15/18 (Marquis Terry, 311)
Returned a punt for a touchdown.....	at Tennessee State, 4/11/21 (Zack Smith 0 yds)
Returned a kickoff for a touchdown.....	at Eastern Illinois, 9/23/17 (Cameron Sanders, 93 yds)
Returned an interception for a touchdown.....	vs. Murray, State, 3/7/21 (Shabari Davis, 33 yds)
Returned two interceptions for touchdowns.....	vs. Tennessee Tech, 9/22/12 (Darrick Borum 41 yds & Branden Spann 100 yds)
Returned a fumble for a touchdown.....	at Murray State, 11/10/18 (Justin Swift, 60 yds)
Returned a blocked field goal for a TD.....	vs. Jacksonville State, 10/20/18 (Knighten, 85 yds)
Blocked a punt.....	at Tennessee State, 4/11/21 (Zack Smith)
Blocked a punt for a touchdown.....	at Tennessee State, 4/11/21 (Zack Smith blocked and recovered)
Blocked an opponent's field goal attempt.....	vs. UT Martin, 10/26/19 (Omarick Douglas)
Had a punt blocked.....	vs. Austin Peay, 3/14/21

Had punt blocked for a touchdown.....	at Missouri, 9/5/15 (Brothers blocked the punt, Aarion Penton recovered)
Had a kickoff returned for a touchdown.....	at Murray State (Malik Honeycutt, 79 yds), 11/10/18
Had a punt returned for a touchdown.....	at Murray State (Walter Powell, 100 yds), 11/17/12
Had an interception returned for a touchdown.....	vs. Murray State, 3/7/21 (Marcis Floyd, 22 yds)
Had a fumble returned for a touchdown.....	at Southern Illinois, 9/10/16 (James Ceasar, 47 yds)
Missed a PAT kick.....	at Tennessee State, 4/11/21
Had a PAT kick blocked.....	at Tennessee State, 4/11/21
Blocked an opponent's PAT kick.....	Bryson Donnell vs. Austin Peay, 3/14/21
A successful 2-point conversion.....	vs. UT Martin, 11/21/15 (Logan Larson pass from Dante Vandeven)
Had a field goal attempt blocked.....	vs. UT Martin, 10/26/19
Recovered an onside kick.....	at Jacksonville State, 10/19/19
Shutout an opponent.....	vs. Missouri Baptist (77-0), 8/28/14
Was shut out.....	at Missouri (50-0), 9/7/19
Played an overtime game.....	vs. Austin Peay, 3/14/21 (L, 42-49, 2OT)
Scored a safety.....	at Tennessee State, 4/11/21
Gave up a safety.....	vs. Southern Illinois, 9/21/13
Had no turnovers.....	at Jacksonville State, 10/19/19
Beat a nationally-ranked opponent.....	at #14 Jacksonville State, 10/19/19
Was ranked in Top-25 of FCS Coaches or STATS Media Polls.....	#16, STATS, 3/1/21
Ended the year ranked in the Top-25 of FCS Coaches or Sports Network Polls.....	2019

#### A Southeast Missouri Player . . .

Rushed 30 times.....	Geno Hess (38) vs. Austin Peay, 3/14/21
Rushed 25 times.....	Marquis Terry (25) at Dayton, 9/9/17
Rushed for 300 Yards.....	Marquis Terry (311) at Southern Illinois, 9/15/18
Rushed for 250 yards.....	Henry Harris (293) vs. Southwest Baptist, 11/6/10
Rushed for 200 yards.....	Marquis Terry (202) vs. Dayton, 9/8/18
Rushed for 150 yards.....	Geno Hess (156) at Tennessee State, 11/2/19
Rushed for 100 yards.....	Geno Hess (115) vs. Austin Peay, 3/14/21
Passed for 400 yards.....	Andrew Goodenough (407) vs. Jacksonville State, 11/22/03
Passed for 300 yards.....	Daniel Santacaterina (306), vs. Tennessee State, 11/3/18
Attempted 50 passes.....	Mike Haley (61) at Kent State, 9/10/05
Attempted 40 passes.....	Jesse Hosket (44) at Austin Peay, 10/21/17
Attempted 30 passes.....	Andrew Bunch (37) vs. Austin Peay, 3/14/21
Completed 30 passes.....	Daniel Santacaterina (30) vs. Eastern Illinois, 11/17/18
Completed 20 passes.....	Andrew Bunch (23) at Eastern Illinois, 2/28/21
Passed for four or more touchdowns.....	Daniel Santacaterina (4) at Tennessee Tech, 10/6/18
Threw three or more interceptions.....	Dante Vandeven (3) vs. UT Martin, 11/21/15
Had 400 yards of total offense.....	Jack Tomco (429 passing) vs. UT Martin, 10/12/02
Had 300 yards of total offense.....	Andrew Bunch (302) at Eastern Illinois, 2/28/21
Had 100 yards rushing and 100 yards passing.....	Kyle Snyder (116 rushing; 245 passing) at Eastern Kentucky, 10/25/14
Had 400 All-Purpose Yards.....	Marquis Terry (438) at Southern Illinois, 9/15/18
Had 300 All-Purpose Yards.....	Henry Harris (314) at Austin Peay, 10/16/10
Had 250 All-Purpose Yards.....	Zion Custis (254) vs. Eastern Illinois, 11/17/18
Had 200 All-Purpose Yards.....	Kristian Wilkerson (263) at UT Martin, 10/27/18
Caught 10 passes.....	Zack Smith vs. Tennessee Tech, 3/28/21
Caught nine passes.....	Kristian Wilkerson at Tennessee State, 11/2/19
Had 200 receiving yards.....	Kristian Wilkerson (254) vs. Eastern Kentucky, 11/9/19
Had 100 receiving yards.....	Zack Smith (173) vs. Tennessee Tech, 3/28/21
Scored 11 points kicking.....	Kenny Doak (11) at Eastern Illinois, 2/28/21
Scored four touchdowns rushing.....	Geno Hess vs. Austin Peay, 3/14/21
Scored three touchdowns rushing.....	Geno Hess at Tennessee State, 4/11/21
Scored two touchdowns rushing.....	Zion Custis vs. Eastern Kentucky, 11/9/19
Scored three touchdowns receiving.....	Kristian Wilkerson vs. Tennessee State, 11/3/18
Scored two touchdowns receiving.....	Zack Smith vs. Tennessee Tech, 3/28/21
Intercepted three passes.....	Eddie Calvin vs. Southwest Baptist, 8/28/08
Intercepted two passes.....	Omar Pierre-Louis vs. Tennessee Tech, 10/14/17
Recovered two fumbles.....	Maurice Lyles vs. Eastern Illinois, 9/19/09
Had a 70-yard punt.....	Jake Reynolds (78) vs. Tennessee Tech, 10/14/17
Kicked a 45-yard field goal.....	Kendrick Tiller (48) vs. Eastern Illinois, 8/28/08
Kicked a 50-yard field goal.....	Kendrick Tiller (55) at Montana State, 9/7/19
Kicked three field goals in a game.....	Kendrick Tiller vs. Eastern Illinois, 11/17/18
Kicked four field goals in a game.....	Kendrick Tiller at Tennessee State, 11/2/19



# 2021 SOUTHEAST MISSOURI FOOTBALL NOTES

**#7 SOUTHERN ILLINOIS // SEPT. 2**

## Performance Lists

### 100-Yard Rushing Games (Since 1969)

Date	Player	Yards	Opponent	Date	Player	Yards	Opponent
Nov. 8, 1969	Al Holmes	254	vs. Truman State	Oct. 22, 1988	Brian Lattimore	101	vs. Missouri S&T
Oct. 3, 1970	Richard Attig	111	vs. Evansville	Oct. 29, 1988	Brian Lattimore	104	at Grand Valley State
Oct. 10, 1970	Eddie Moss	144	vs. Missouri State	Nov. 5, 1988	Brian Lattimore	151	at Northwest Missouri
Oct. 24, 1970	Richard Attig	145	at Bradley	Sept. 9, 1989	Brian Lattimore	115	vs. Missouri Southern
Oct. 31, 1970	Al Holmes	101	vs. Lincoln	Sept. 23, 1989	Brian Lattimore	241	at Northwest Missouri
Nov. 7, 1970	Richard Attig	109	at Northwest Missouri	Oct. 28, 1989	Brian Lattimore	110	vs. Missouri Western
Nov. 14, 1970	Richard Attig	143	at Missouri S&T	Nov. 4, 1989	Brian Lattimore	133	at Central Missouri
Oct. 9, 1971	Art Miller	157	at Missouri State	Sept. 1, 1990	Steve Jones	101	vs. Southwest Baptist
Nov. 13, 1971	Eddie Moss	157	vs. Missouri S&T	Sept. 8, 1990	Steve Jones	103	at Missouri Southern
Sept. 16, 1972	Richard Attig	175	at Missouri Southern	Oct. 6, 1990	Percy Johnson	131	vs. Missouri S&T
Oct. 7, 1972	Richard Attig	157	vs. Missouri State	Sept. 3, 1992	Kelvin Anderson	222	vs. Murray State
Oct. 28, 1972	John Gabrisch	124	vs. Lincoln	Sept. 12, 1992	Kelvin Anderson	127	at Southern Illinois
Oct. 28, 1972	Richard Attig	137	vs. Lincoln	Sept. 26, 1992	Kelvin Anderson	161	vs. Austin Peay
Sept. 29, 1973	John Gabrisch	102	at Evansville	Oct. 3, 1992	Kelvin Anderson	124	at Eastern Kentucky
Oct. 6, 1973	Richard Attig	100	at Missouri State	Oct. 10, 1992	Kelvin Anderson	125	at Tennessee Tech
Nov. 10, 1973	Richard Attig	120	vs. Missouri S&T	Oct. 31, 1992	Kelvin Anderson	207	vs. UT Martin
Oct. 19, 1974	Anthony Wallace	127	vs. Missouri State	Nov. 14, 1992	Kelvin Anderson	180	vs. Illinois State
Oct. 26, 1974	Bobby Everage	177	at Missouri Western	Oct. 2, 1993	Kelvin Anderson	101	vs. Morehead State
Nov. 2, 1974	Anthony Wallace	128	at Northwest Missouri	Oct. 30, 1993	Kelvin Anderson	196	at Austin Peay
Oct. 25, 1975	Jack Gokin	188	vs. Missouri Western	Nov. 6, 1993	Shane Kennedy	109	vs. Eastern Kentucky
Oct. 2, 1976	Jack Gokin	107	vs. Arkansas Tech	Nov. 13, 1993	Kelvin Anderson	187	vs. Kentucky State
Oct. 9, 1976	Jack Gokin	119	vs. Central Missouri	Nov. 20, 1993	Kelvin Anderson	126	vs. Tennessee State
Sept. 24, 1977	Jack Gokin	130	at Evansville	Sept. 24, 1994	Kelvin Anderson	112	vs. UT Martin
Oct. 8, 1977	Jack Gokin	145	at Central Missouri	Oct. 1, 1994	Kelvin Anderson	131	at Morehead State
Oct. 15, 1977	Jack Gokin	117	vs. Northwest Missouri	Oct. 15, 1994	Kelvin Anderson	132	at Southern Illinois
Oct. 15, 1977	Bill White	144	vs. Northwest Missouri	Sept. 23, 1995	Dione Tyler	149	at Austin Peay
Sept. 30, 1978	Doug Beard	125	vs. Arkansas Tech	Oct. 7, 1995	Dione Tyler	100	vs. Tennessee Tech
Nov. 11, 1978	Bill White	106	at Northwest Missouri	Oct. 28, 1995	Dione Tyler	144	at UT Martin
Nov. 11, 1978	Mike Wieser	186	at Northwest Missouri	Nov. 4, 1995	Stanley Parker	130	vs. Morehead State
Oct. 27, 1979	Ernest Edwards	190	at Lincoln	Nov. 18, 1995	Dione Tyler	169	vs. Tennessee State
Nov. 10, 1979	Ernest Edwards	142	vs. Northwest Missouri	Oct. 12, 1996	Britt Mirgaux	102	at Tennessee Tech
Sept. 20, 1980	Keith Hubbard	112	vs. Evansville	Nov. 2, 1996	Britt Mirgaux	103	vs. UT Martin
Sept. 20, 1980	Marlon Lee	116	vs. Evansville	Aug. 30, 1997	Riki Smith	112	vs. Lambuth
Oct. 4, 1980	Ernest Edwards	138	vs. Missouri State	Nov. 1, 1997	Aaron Layne	127	at Austin Peay
Oct. 25, 1980	Ernest Edwards	146	vs. Lincoln	Nov. 22, 1997	Corey Williams	136	vs. Tennessee State
Oct. 9, 1982	Jim Prestwood	100	at Truman State	Oct. 31, 1998	Corey Williams	185	vs. Middle Tennessee
Oct. 23, 1982	Ed Wachter	126	vs. Lincoln	Sept. 18, 1999	Mike Gross	104	at Murray State
Oct. 30, 1982	Jim Prestwood	105	at Northwest Missouri	Nov. 6, 1999	Broderick Benson	125	vs. Eastern Illinois
Oct. 8, 1983	Audwin Hudson	108	vs. Truman State	Nov. 13, 1999	Rashad West	135	vs. Tennessee State
Oct. 22, 1983	Marvin Johnson	131	at Lincoln	Sept. 1, 2001	Curtis Cooper	129	at Eastern Michigan
Sept. 8, 1984	Brian Brumley	111	vs. Central Arkansas	Sept. 15, 2001	Curtis Cooper	194	vs. Missouri State
Sept. 14, 1985	Anthony Jackson	104	at Central Arkansas	Sept. 29, 2001	Curtis Cooper	146	at Tennessee State
Oct. 12, 1985	Anthony Jackson	135	vs. Abilene Christian	Oct. 6, 2001	Curtis Cooper	216	vs. UT Martin
Nov. 9, 1985	Anthony Jackson	117	at Lincoln	Nov. 11, 2001	Curtis Cooper	129	vs. Quincy
Nov. 9, 1985	Brian Lattimore	163	at Lincoln	Aug. 29, 2002	Corey Kinsey	180	vs. Arkansas-Monticello
Sept. 20, 1986	Anthony Jackson	191	at UT Martin	Sept. 7, 2002	Corey Kinsey	132	at Southern Illinois
Oct. 18, 1986	Anthony Jackson	147	at Missouri S&T	Sept. 14, 2002	Keiki Misipeka	126	at Eastern Michigan
Nov. 15, 1986	Anthony Jackson	182	vs. Lincoln	Sept. 21, 2002	Corey Kinsey	108	at Missouri State
Sept. 5, 1987	Trent Lane	155	vs. Troy	Sept. 28, 2002	Keiki Misipeka	144	at Middle Tennessee
Sept. 26, 1987	Brian Lattimore	132	at Delta State	Oct. 26, 2002	Keiki Misipeka	100	at Murray State
Oct. 3, 1987	Percy Johnson	101	vs. Northwest Missouri	Oct. 26, 2002	Corey Kinsey	103	at Murray State
Nov. 7, 1987	Trent Lane	110	vs. Missouri S&T	Nov. 9, 2002	Corey Kinsey	102	at Eastern Kentucky
Sept. 3, 1988	Trent Lane	131	at Troy	Nov. 16, 2002	Corey Kinsey	101	vs. Samford
				Sept. 20, 2003	David Taufou	107	vs. UT Martin
				Nov. 8, 2003	Jamel Oliver	186	vs. Tennessee State
				Oct. 30, 2004	David Taufou	127	vs. UT Martin
				Oct. 22, 2005	Timmy Holloman	155	at Eastern Kentucky

# 2021 SOUTHEAST MISSOURI FOOTBALL NOTES

## #7 SOUTHERN ILLINOIS // SEPT. 2



### Performance Lists

Nov. 21, 2005	Timmy Holloman	181	vs. Murray State	Oct. 3, 2015	Tremane McCullough	220	vs. Murray State
Sept. 9, 2006	John Radney	116	vs. Missouri S&T	Oct. 31, 2015	Tremane McCullough	138	vs. Tennessee Tech
Sept. 9, 2006	Timmy Holloman	149	vs. Missouri S&T	Nov. 7, 2015	Tremane McCullough	150	at Austin Peay
Oct. 28, 2006	Timmy Holloman	212	at Murray State	Nov. 21, 2015	Tremane McCullough	101	vs. UT Martin
Aug. 30, 2007	Victor Anderson	118	at Cincinnati	Sept. 3, 2016	Will Young	114	at Memphis
Sept. 8, 2007	Timmy Holloman	203	vs. Southwest Baptist	Sept. 10, 2016	Will Young	100	at Southern Illinois
Sept. 15, 2007	Timmy Holloman	141	vs. Indiana State	Oct. 22, 2016	Will Young	102	at Tennessee Tech
Sept. 22, 2007	Timmy Holloman	170	at Samford	Oct. 29, 2016	Will Young	154	vs. Austin Peay
Sept. 29, 2007	Timmy Holloman	133	vs. Eastern Illinois	Sept. 9, 2017	Marquis Terry	111	at Dayton
Oct. 25, 2007	Mike Jones	131	vs. Murray State	Sept. 30, 2017	Marquis Terry	184	vs. Eastern Kentucky
Nov. 17, 2007	Elton Peterson	120	vs. Jacksonville State	Oct. 14, 2017	Cameron Sanders	102	vs. Tennessee Tech
Sept. 27, 2008	Henry Harris	110	at Indiana State	Nov. 4, 2017	Marquis Terry	154	vs. UT Martin
Nov. 1, 2008	Timmy Holloman	107	vs. Eastern Kentucky	Nov. 11, 2017	Marquis Terry	116	at Tennessee State
Sept. 26, 2009	Mike Jones	101	at UT Martin	Sept. 8, 2018	Marquis Terry	202	vs. Dayton
Nov. 14, 2009	Mike Jones	113	vs. Murray State	Sept. 15, 2018	Marquis Terry	311	at Southern Illinois
Sept. 11, 2010	Henry Harris	113	at Murray State	Oct. 20, 2018	Marquis Terry	101	vs. Jacksonville State
Sept. 11, 2010	Matt Scheible	134	at Murray State	Oct. 27, 2018	Marquis Terry	123	at UT Martin
Sept. 18, 2010	Henry Harris	142	at Southern Illinois	Nov. 3, 2018	Marquis Terry	107	vs. Tennessee State
Sept. 25, 2010	Henry Harris	196	vs. Tennessee Tech	Nov. 10, 2018	Marquis Terry	120	at Murray State
Oct. 2, 2010	Henry Harris	179	at Eastern Illinois	Oct. 5, 2019	Zion Custis	117	vs. Tennessee Tech
Oct. 9, 2010	Matt Scheible	128	vs. Tennessee State	Nov. 2, 2019	Geno Hess	156	at Tennessee State
Oct. 9, 2010	Henry Harris	188	vs. Tennessee State	Oct. 30, 2020	Geno Hess	128	at Southern Illinois
Oct. 16, 2010	Matt Scheible	116	at Austin Peay	Oct. 30, 2020	Andrew Bunch	115	at Southern Illinois
Oct. 16, 2010	Henry Harris	152	at Austin Peay	Mar. 14, 2021	Geno Hess	115	vs. Austin Peay
Oct. 23, 2010	Henry Harris	109	vs. Eastern Kentucky	<b>100-Yard Receiving Games (Since 1969)</b>			
Nov. 6, 2010	Henry Harris	293	vs. Southwest Baptist	<b>Date</b>	<b>Player</b>	<b>Yards</b>	<b>Opponent</b>
Nov. 13, 2010	Henry Harris	134	at Jacksonville State	Oct. 4, 1969	Art Miller	211	at Evansville
Dec. 4, 2010	Henry Harris	108	at Eastern Washington	Oct. 24, 1970	Art Miller	134	at Bradley
Sept. 24, 2011	Levi Terrell	154	at Tennessee Tech	Nov. 11, 1972	David Newberry	106	at Missouri S&T
Oct. 1, 2011	Levi Terrell	106	vs. Eastern Illinois	Nov. 18, 1972	David Newberry	116	vs. Central Missouri
Oct. 1, 2011	Matt Scheible	161	vs. Eastern Illinois	Sept. 15, 1973	Ed Slaughter	125	vs. Missouri Southern
Nov. 5, 2011	Matt Scheible	112	vs. Central Methodist	Sept. 29, 1973	Ed Slaughter	173	at Evansville
Nov. 12, 2011	Matt Scheible	209	vs. Jacksonville State	Oct. 13, 1973	Ed Slaughter	138	vs. Truman State
Sept. 8, 2012	Levi Terrell	128	vs. Mars Hill College	Nov. 9, 1974	Carl Gross	144	vs. Central Missouri
Sept. 22, 2012	Levi Terrell	171	vs. Tennessee Tech	Oct. 25, 1975	Terry Slattery	104	vs. Missouri Western
Sept. 29, 2012	Levi Terrell	146	at Jacksonville State	Nov. 19, 1977	Michael Tindall	118	at Lincoln
Oct. 13, 2012	Scott Lathrop	145	vs. Tennessee State	Oct. 4, 1980	Doug Beard	152	vs. Missouri State
Oct. 13, 2012	Levi Terrell	110	vs. Tennessee State	Nov. 8, 1980	Doug Beard	136	at Missouri S&T
Oct. 20, 2012	Levi Terrell	144	vs. UT Martin	Sept. 24, 1983	Marvin Johnson	111	at Delta State
Oct. 27, 2012	Levi Terrell	137	at Austin Peay	Oct. 8, 1983	David Stewart	109	vs. Truman State
Oct. 27, 2012	Scott Lathrop	179	at Austin Peay	Sept. 8, 1984	David Jackson	112	vs. Central Arkansas
Nov. 10, 2012	Scott Lathrop	102	at Eastern Illinois	Sept. 15, 1984	Gregg Parker	105	at Murray State
Nov. 17, 2012	Scott Lathrop	119	at Murray State	Oct. 27, 1984	David Jackson	117	at Northwest Missouri
Nov. 17, 2012	Levi Terrell	215	at Murray State	Nov. 10, 1984	David Jackson	165	vs. Lincoln
Oct. 5, 2013	Lewis Washington	101	at Tennessee State	Oct. 26, 1985	David Jackson	181	vs. Northwest Missouri
Oct. 19, 2013	DeMichael Jackson	126	at Eastern Illinois	Nov. 16, 1985	Ralph Jefferson	103	vs. Truman State
Nov. 2, 2013	DeMichael Jackson	112	vs. Urbana	Nov. 16, 1985	Rick Aeilts	107	vs. Truman State
Nov. 9, 2013	DeMichael Jackson	104	vs. Tennessee Tech	Sept. 19, 1987	Lorenzo Gathers	112	vs. UT Martin
Nov. 16, 2013	DeMichael Jackson	140	at Austin Peay	Oct. 24, 1987	Lorenzo Gathers	131	at Southwest Baptist
Oct. 4, 2014	Lennies McFerren	115	vs. Tennessee State	Sept. 10, 1988	Lorenzo Gathers	130	vs. Murray State
Oct. 11, 2014	DeMichael Jackson	104	at Murray State	Oct. 8, 1988	Rick Aeilts	102	at Truman State
Oct. 25, 2014	Kyle Snyder	116	at Eastern Kentucky	Oct. 22, 1988	Lorenzo Gathers	162	vs. Missouri S&T
Nov. 8, 2014	DeMichael Jackson	172	at Tennessee Tech	Nov. 12, 1988	Rick Aeilts	119	vs. Southwest Baptist
Nov. 15, 2014	DeMichael Jackson	122	vs. Austin Peay	Sept. 16, 1989	Farron Harley	103	vs. Mississippi College
Sept. 12, 2015	DeMichael Jackson	186	vs. Southern Illinois	Sept. 30, 1989	Farron Harley	139	vs. Pittsburg State
Sept. 19, 2015	Tremane McCullough	114	at Indiana State				
Sept. 26, 2015	Tremane McCullough	166	vs. Shorter				



## 2021 SOUTHEAST MISSOURI FOOTBALL NOTES

### #7 SOUTHERN ILLINOIS // SEPT. 2

#### Performance Lists

Oct. 21, 1989	Darrell Philon	157	at Truman State	Nov. 1, 2008	Walter Peoples	154	vs. Eastern Kentucky
Nov. 4, 1989	Darrell Philon	108	at Central Missouri	Nov. 14, 2009	Chantae Ahametule	150	vs. Murray State
Nov. 11, 1989	Farron Harley	178	vs. Lincoln	Sept. 11, 2010	Miles Edwards	100	at Murray State
Sept. 29, 1990	Ches Salyer	119	at Pittsburg State	Sept. 24, 2011	D.J. Foster	115	at Tennessee Tech
Oct. 13, 1990	Darrell Philon	142	at Washburn	Oct. 15, 2011	Spencer Davis	116	at Eastern Kentucky
Oct. 27, 1990	Ches Salyer	116	at Missouri Western	Sept. 22, 2012	D.J. Foster	101	vs. Tennessee Tech
Nov. 3, 1990	Ches Salyer	139	vs. Central Missouri	Sept. 21, 2013	Paul McRoberts	133	vs. Southern Illinois
Aug. 31, 1991	Darrell Philon	160	vs. Southern Illinois	Oct. 12, 2013	D.J. Foster	109	vs. Murray State
Sept. 28, 1991	Darrell Philon	109	at Austin Peay	Nov. 2, 2013	Peter Lloyd	109	vs. Urbana
Oct. 12, 1991	Aaron Layton	101	vs. Tennessee Tech	Sept. 6, 2014	Paul McRoberts	173	at Kansas
Oct. 19, 1991	Darrell Philon	119	vs. Tennessee State	Sept. 27, 2014	Peter Lloyd	179	at UT Martin
Oct. 24, 1992	Aaron Layton	158	vs. Middle Tennessee	Oct. 25, 2014	Peter Lloyd	104	at Eastern Kentucky
Nov. 7, 1992	Aaron Layton	144	at Morehead State	Nov. 15, 2014	Paul McRoberts	117	vs. Austin Peay
Nov. 14, 1992	Aaron Layton	153	vs. Illinois State	Nov. 15, 2014	Spencer Davis	102	vs. Austin Peay
Nov. 21, 1992	Glenn Krupa	117	at Tennessee State	Nov. 22, 2014	Paul McRoberts	135	vs. Jacksonville State
Oct. 7, 1995	Renaldo Lampkins	116	vs. Tennessee Tech	Sept. 19, 2015	Paul McRoberts	100	at Indiana State
Nov. 15, 1997	Mitch Fryer	125	vs. Southern Illinois	Oct. 3, 2015	Paul McRoberts	169	vs. Murray State
Oct. 30, 1999	John Borne	118	at UT Martin	Oct. 10, 2015	Paul McRoberts	132	at Eastern Illinois
Nov. 13, 1999	John Borne	106	vs. Tennessee State	Nov. 14, 2015	Tremaine McCullough	104	at Jacksonville State
Sept. 9, 2000	Leslie Weaver	153	at Southern Illinois	Nov. 21, 2015	Paul McRoberts	127	vs. UT Martin
Nov. 18, 2000	Leslie Weaver	126	at Tennessee State	Sept. 10, 2016	Adrian Davis	103	at Southern Illinois
Sept. 1, 2001	Willie Ponder	120	at Eastern Michigan	Oct. 8, 2016	Tremaine McCullough	103	at Eastern Kentucky
Sept. 8, 2001	Willie Ponder	121	at Southern Illinois	Oct. 22, 2016	Kristian Wilkerson	116	at Tennessee Tech
Sept. 8, 2001	Adrian Sanders	190	at Southern Illinois	Nov. 12, 2016	Kristian Wilkerson	131	at UT Martin
Sept. 15, 2001	Willie Ponder	170	vs. Missouri State	Sept. 9, 2017	Trevon Billington	135	at Dayton
Sept. 22, 2001	Willie Ponder	175	at Illinois State	Sept. 23, 2017	Kristian Wilkerson	134	at Eastern Illinois
Sept. 29, 2001	Willie Ponder	108	at Tennessee State	Oct. 14, 2017	Kristian Wilkerson	109	vs. Tennessee Tech
Oct. 20, 2001	Willie Ponder	110	vs. Murray State	Sept. 8, 2018	Zack Smith	122	vs. Dayton
Nov. 10, 2001	Adrian Sanders	103	vs. Quincy	Oct. 6, 2018	Jerrick Orr	121	at Tennessee Tech
Nov. 10, 2001	Willie Ponder	106	vs. Quincy	Oct. 6, 2018	Colby Cornett	115	at Tennessee Tech
Aug. 29, 2002	Willie Ponder	103	vs. Arkansas-Monticello	Oct. 13, 2018	Jerrick Orr	163	vs. Austin Peay
Sept. 7, 2002	Willie Ponder	101	at Southern Illinois	Oct. 27, 2018	Kristian Wilkerson	263	at UT Martin
Sept. 14, 2002	Chris NesSmith	114	at Eastern Michigan	Nov. 3, 2018	Kristian Wilkerson	129	vs. Tennessee State
Sept. 14, 2002	Willie Ponder	121	at Eastern Michigan	Aug. 29, 2019	Kristian Wilkerson	146	vs. Southern Illinois
Sept. 21, 2002	Willie Ponder	137	at Missouri State	Oct. 5, 2019	Kristian Wilkerson	124	vs. Tennessee Tech
Oct. 5, 2002	Tarik Simpson	103	vs. Tennessee State	Oct. 12, 2019	Kristian Wilkerson	122	at Austin Peay
Oct. 5, 2002	Willie Ponder	121	vs. Tennessee State	Oct. 19, 2019	Kristian Wilkerson	129	at Jacksonville State
Oct. 12, 2002	Willie Ponder	104	at UT Martin	Oct. 26, 2019	Aaron Alston	101	vs. UT Martin
Oct. 12, 2002	Tarik Simpson	118	at UT Martin	Nov. 2, 2019	Kristian Wilkerson	111	at Tennessee State
Oct. 19, 2002	Willie Ponder	153	vs. Eastern Illinois	Nov. 9, 2019	Kristian Wilkerson	254	Eastern Kentucky
Nov. 9, 2002	Willie Ponder	185	at Eastern Kentucky	Feb. 28, 2021	Johnny King	115	at Eastern Illinois
Nov. 16, 2002	Tarik Simpson	115	vs. Samford	Mar. 28, 2021	Zack Smith	173	vs. Tennessee Tech
Nov. 16, 2002	Willie Ponder	195	vs. Samford				
Sept. 20, 2003	Jamel Oliver	110	vs. Missouri State				
Sept. 27, 2003	Anthony Gilliam	104	at Samford				
Oct. 4, 2003	Ray Goodson	108	vs. Eastern Illinois				
Oct. 18, 2003	Brandon Amick	111	at Eastern Kentucky				
Nov. 22, 2003	Brandon Amick	156	vs. Jacksonville State				
Sept. 11, 2004	Brian Matthews	115	at Bowling Green				
Sept. 18, 2004	Ray Goodson	104	at Central Michigan				
Oct. 2, 2004	T.J. Milcic	145	at Eastern Illinois				
Sept. 29, 2005	Samora Goodson	127	at Samford				
Nov. 5, 2005	T.J. Milcic	117	at UT Martin				
Nov. 19, 2005	T.J. Milcic	114	at Tennessee Tech				
Nov. 3, 2007	Miles Edwards	131	vs. Austin Peay				
Aug. 28, 2008	Miles Edwards	204	vs. Southwest Baptist				
Oct. 4, 2008	Walter Peoples	110	at Jacksonville State				

#### 250-Yard Passing Games (Since 1973)

Date	Player	Yards	Opponent
Oct. 13, 1973	Lance Brune	301	vs. Truman State
Nov. 17, 1973	Lance Brune	271	at Central Missouri
Sept. 1, 1979	Joe Young	253	vs. Murray State
Oct. 4, 1980	Joe Young	323	vs. Missouri State
Oct. 16, 1982	Jim Prestwood	282	vs. Northern Iowa
Sept. 24, 1983	Jim Prestwood	287	at Delta State
Oct. 26, 1985	Jeff Brown	333	vs. Northwest Missouri
Nov. 16, 1985	Jeff Brown	372	vs. Truman State
Aug. 30, 1986	Jeff Brown	307	at Mississippi College
Sept. 27, 1986	Jeff Brown	296	vs. Delta State
Sept. 26, 1987	Jeff Brown	273	at Delta State



# 2021 SOUTHEAST MISSOURI FOOTBALL NOTES

#7 SOUTHERN ILLINOIS // SEPT. 2



## Performance Lists

Oct. 24, 1987	Jeff Brown	304	at Southwest Baptist	Oct. 21, 2017	Jesse Hosket	348	at Austin Peay
Oct. 8, 1988	Jim Eustice	266	at Truman State	Sept. 8, 2018	Daniel Santacaterina	269	vs. Dayton
Nov. 12, 1988	Jim Eustice	277	vs. Southwest Baptist	Oct. 6, 2018	Daniel Santacaterina	395	at Tennessee Tech
Sept. 30, 1989	Jim Eustice	273	vs. Pittsburg State	Oct. 13, 2018	Daniel Santacaterina	344	vs. Austin Peay
Oct. 21, 1989	Jim Eustice	339	at Truman State	Oct. 27, 2018	Daniel Santacaterina	386	at UT Martin
Oct. 28, 1989	Jim Eustice	275	vs. Missouri Western	Nov. 3, 2018	Daniel Santacaterina	306	vs. Tennessee State
Nov. 11, 1989	Jim Eustice	268	vs. Lincoln	Sept. 21, 2019	Daniel Santacaterina	279	vs. West Virginia State
Sept. 1, 1990	Jason Liley	266	vs. Southwest Baptist	Nov. 2, 2019	Daniel Santacaterina	291	at Tennessee State
Sept. 22, 1990	Jason Liley	316	vs. Northwest Missouri	Nov. 9, 2019	Daniel Santacaterina	295	vs. Eastern Kentucky
Sept. 29, 1990	Jason Liley	349	at Pittsburg State	Feb. 28, 2021	Andrew Bunch	302	at Eastern Illinois
Oct. 13, 1990	Jason Liley	307	at Washburn	Mar. 28, 2021	Andrew Bunch	259	vs. Tennessee Tech
Oct. 27, 1990	Jason Liley	359	at Missouri Western				
Nov. 3, 1990	Jason Liley	261	vs. Central Missouri				
Aug. 31, 1991	Jason Liley	256	vs. Southern Illinois				
Sept. 28, 1991	Jason Liley	275	at Austin Peay				
Oct. 12, 1991	Eric Cohoon	283	vs. Tennessee Tech				
Oct. 19, 1991	Eric Cohoon	250	vs. Tennessee State				
Sept. 12, 1992	Jason Liley	270	at Southern Illinois				
Sept. 26, 1992	Jason Liley	256	vs. Austin Peay				
Oct. 24, 1992	Jason Liley	288	vs. Middle Tennessee				
Nov. 14, 1992	Jason Liley	317	vs. Illinois State				
Oct. 7, 1995	Shane Kennedy	314	vs. Tennessee Tech				
Oct. 30, 1999	Rashad West	260	at UT Martin				
Sept. 8, 2001	Jeromy McDowell	391	at Southern Illinois				
Sept. 15, 2001	Jeromy McDowell	322	vs. Missouri State				
Oct. 20, 2001	Jeromy McDowell	303	vs. Murray State				
Sept. 14, 2002	Jack Tomco	298	at Eastern Michigan				
Sept. 21, 2002	Jack Tomco	297	at Missouri State				
Oct. 5, 2002	Jack Tomco	300	vs. Tennessee State				
Oct. 12, 2002	Jack Tomco	429	at UT Martin				
Oct. 19, 2002	Jack Tomco	260	vs. Eastern Illinois				
Nov. 9, 2002	Jack Tomco	283	at Eastern Kentucky				
Nov. 16, 2002	Jack Tomco	358	vs. Samford				
Sept. 27, 2003	Jack Tomco	291	at Samford				
Oct. 18, 2003	Jack Tomco	352	at Eastern Kentucky				
Nov. 15, 2003	Jack Tomco	353	at Tennessee Tech				
Nov. 22, 2003	Andrew Goodenough	407	vs. Jacksonville State				
Sept. 11, 2004	Andrew Goodenough	269	at Bowling Green				
Sept. 18, 2004	Andrew Goodenough	304	at Central Michigan				
Sept. 25, 2004	Andrew Goodenough	327	vs. Samford				
Oct. 2, 2004	Andrew Goodenough	321	at Eastern Illinois				
Oct. 16, 2004	Andrew Goodenough	339	vs. Eastern Kentucky				
Oct. 23, 2004	Andrew Goodenough	263	at Murray State				
Nov. 6, 2004	Andrew Goodenough	292	at Tennessee State				
Nov. 13, 2004	Andrew Goodenough	250	vs. Tennessee Tech				
Sept. 10, 2005	Mike Haley	275	at Kent State				
Nov. 19, 2005	Mike Haley	285	at Tennessee Tech				
Oct. 27, 2007	Houston Lillard	252	at UT Martin				
Nov. 3, 2007	Houston Lillard	265	vs. Austin Peay				
Aug. 28, 2008	Houston Lillard	387	vs. Southwest Baptist				
Sept. 20, 2008	Houston Lillard	331	vs. Missouri State				
Sept. 6, 2014	Kyle Snyder	269	at Kansas				
Sept. 27, 2014	Kyle Snyder	269	at UT Martin				
Nov. 15, 2014	Kyle Snyder	334	vs. Austin Peay				
Sept. 24, 2016	Jesse Hosket	257	at Murray State				
Oct. 8, 2016	Jesse Hosket	291	at Eastern Kentucky				
Sept. 9, 2017	Jesse Hosket	251	at Dayton				

## Top 20 Single-Game Rushing Yards

Date	Player	Yards	Opponent
Sept. 15, 2018	Marquis Terry	311	at Southern Illinois
Nov. 6, 2010	Henry Harris	293	vs. Southwest Baptist
Nov. 8, 1969	Al Holmes	254	vs. Truman State
Sept. 23, 1989	Brian Lattimore	241	at Northwest Missouri
Sept. 3, 1992	Kelvin Anderson	222	vs. Murray State
Oct. 3, 2015	Tremane McCullough	220	vs. Murray State
Oct. 6, 2001	Curtis Cooper	216	vs. UT Martin
Oct. 28, 2006	Timmy Holloman	212	at Murray State
Nov. 12, 2011	Matt Scheible	209	vs. Jacksonville State
Oct. 31, 2002	Kelvin Anderson	207	vs. UT Martin
Sept. 8, 2007	Timmy Holloman	203	vs. Southwest Baptist
Sept. 25, 2010	Henry Harris	196	vs. Tennessee Tech
Oct. 30, 1993	Kelvin Anderson	196	at Austin Peay
Sept. 15, 2001	Curtis Cooper	194	vs. Missouri State
Sept. 20, 1986	Anthony Jackson	191	at UT Martin
Oct. 27, 1979	Ernest Edwards	190	at Lincoln
Oct. 9, 2010	Henry Harris	188	vs. Tennessee State
Oct. 25, 1975	Jack Gokin	188	vs. Missouri Western
Nov. 13, 1993	Kelvin Anderson	187	vs. Kentucky State
Sept. 12, 2015	DeMichael Jackson	186	vs. Southern Illinois

## Top 20 Single-Game Receiving Yards

Date	Player	Yards	Opponent
Oct. 27, 2018	Kristian Wilkerson	263	at UT Martin
Nov. 9, 2019	Kristian Wilkerson	254	vs. Eastern Kentucky
Oct. 4, 1969	Art Miller	211	at Evansville
Aug. 28, 2008	Miles Edwards	204	vs. Southwest Baptist
Nov. 16, 2002	Willie Ponder	195	vs. Samford
Sept. 8, 2001	Adrian Sanders	190	at Southern Illinois
Nov. 9, 2002	Willie Ponder	185	at Eastern Kentucky
Oct. 26, 1985	David Jackson	181	vs. Northwest Missouri
Sept. 27, 2014	Peter Lloyd	179	at UT Martin
Nov. 11, 1989	Farron Harley	178	vs. Lincoln
Sept. 22, 2001	Willie Ponder	175	at Illinois State
Mar. 28, 2021	Zack Smith	173	vs. Tennessee Tech
Sept. 6, 2014	Paul McRoberts	173	at Kansas
Sept. 29, 1973	Ed Slaughter	173	at Evansville
Sept. 15, 2001	Willie Ponder	170	vs. Missouri State
Oct. 3, 2015	Paul McRoberts	169	vs. Murray State





## 2021 SOUTHEAST MISSOURI FOOTBALL NOTES

### #7 SOUTHERN ILLINOIS // SEPT. 2

#### Performance Lists

Nov. 10, 1984	David Jackson	165
Oct. 13, 2018	Jerrick Orr	163
Oct. 22, 1988	Lorenzo Gathers	162
Aug. 31, 1991	Darrell Pilon	160

vs. Lincoln
vs. Austin Peay
vs. Missouri S&T
vs. Southern Illinois

Aug. 28, 2008	Miles Edwards	80 (TD)
Nov. 5, 2005	T.J. Milcic	80 (TD)
Sept. 22, 2001	Willie Ponder	80 (TD)
Oct. 12, 2013	D.J. Foster	78 (TD)
Nov. 22, 2003	Brandon Amick	76
Sept. 21, 2013	Paul McRoberts	75 (TD)
Nov. 14, 2009	Chantae Ahamefule	75 (TD)
Apr. 3, 2021	Rashaan Palmer	74 (TD)
Sept. 8, 2018	Zack Smith	73 (TD)
Oct. 30, 2004	Antonio Scaife	73
Oct. 24, 1998	Corey Williams	73 (TD)

vs. Southwest Baptist
at UT Martin
at Illinois State
vs. Murray State
vs. Jacksonville State
vs. Southern Illinois
vs. Murray State
at UT Martin
vs. Dayton
vs. UT Martin
at Missouri State

#### Top 20 Single-Game Passing Yards

Date	Player	Yards
Oct. 12, 2002	Jack Tomco	429
Nov. 22, 2003	Andrew Goodenough	407
Oct. 6, 2018	Daniel Santacaterina	395
Sept. 8, 2001	Jeromy McDowell	391
Aug. 28, 2008	Houston Lillard	387
Oct. 27, 2018	Daniel Santacaterina	386
Nov. 16, 1985	Jeff Brown	372
Oct. 27, 1990	Jason Liley	359
Nov. 16, 2002	Jack Tomco	358
Nov. 15, 2003	Jack Tomco	353
Oct. 18, 2003	Jack Tomco	352
Sept. 29, 1990	Jason Liley	349
Oct. 21, 2017	Jesse Hosket	348
Oct. 13, 2018	Daniel Santacaterina	344
Oct. 16, 2004	Andrew Goodenough	339
Oct. 21, 1989	Jim Eustice	339
Nov. 15, 2014	Kyle Snyder	334
Oct. 26, 1985	Jeff Brown	333
Sept. 20, 2008	Houston Lillard	331
Sept. 25, 2004	Andrew Goodenough	327

Opponent
at UT Martin
vs. Jacksonville State
at Tennessee Tech
at Southern Illinois
vs. Southwest Baptist
at UT Martin
vs. Truman State
at Missouri Western
vs. Samford
at Tennessee Tech
at Eastern Kentucky
at Pittsburg State
at Austin Peay
vs. Austin Peay
vs. Eastern Kentucky
at Truman State
vs. Austin Peay
vs. Northwest Missouri
vs. Missouri State
vs. Samford

#### Longest Kickoff Returns

Date	Player	Yards
Nov. 14, 2015	Cameron Sanders	99 (TD)
Nov. 17, 2018	Zion Custis	97 (TD)
Oct. 12, 1985	David Jackson	97 (TD)
Nov. 3, 1979	Keith Hubbard	96 (TD)
Sept. 23, 2017	Cameron Sanders	93 (TD)
Oct. 29, 2016	Cameron Sanders	93 (TD)
Oct. 19, 2013	Spencer Davis	93 (TD)
Nov. 6, 2004	Romae Rucker	85 (TD)
Sept. 27, 2008	Jacob McKinley	85
Sept. 3, 2009	Jacob McKinley	80
Sept. 23, 2000	Curtis Cooper	79
Oct. 16, 2010	Henry Harris	71
Nov. 6, 1999	Brian Hinton	69

Opponent
at Jacksonville State
vs. Eastern Illinois
vs. Abilene Christian
vs. Truman State
at Eastern Illinois
vs. Austin Peay
at Eastern Illinois
at Tennessee State
at Indiana State
vs. Quincy
vs. Western Kentucky
at Austin Peay
vs. Eastern Illinois

#### Longest Rushing Plays

Date	Player	Yards
Oct. 5, 2013	Lewis Washington	99 (TD)
Sept. 3, 1992	Kelvin Anderson	96 (TD)
Sept. 8, 2018	Marquis Terry	95 (TD)
Nov. 8, 2003	Jamel Oliver	82 (TD)
Oct. 31, 2015	Tremaine McCullough	81 (TD)
Sept. 19, 2015	Tay Bender	80 (TD)
Oct. 25, 2003	Chaun Tate	80 (TD)
Sept. 28, 2002	Keiki Misipeka	78 (TD)
Sept. 30, 2017	Cameron Sanders	77 (TD)
Oct. 28, 2006	Timmy Holloman	76 (TD)
Nov. 6, 1999	Broderick Benson	75 (TD)
Sept. 15, 2018	Marquis Terry	74 (TD)
Nov. 2, 2019	Geno Hess	73 (TD)
Oct. 1, 2011	Matt Scheible	71 (TD)
Oct. 14, 2017	Cameron Sanders	70 (TD)
Oct. 30, 2004	David Taufou	69 (TD)

Opponent
at Tennessee State
vs. Murray State
vs. Dayton
vs. Tennessee State
vs. Tennessee Tech
at Indiana State
vs. Murray State
at Middle Tennessee
vs. Eastern Kentucky
at Murray State
vs. Eastern Illinois
at Southern Illinois
at Tennessee State
vs. Eastern Illinois
vs. Tennessee Tech
vs. UT Martin

#### Longest Receptions

Date	Player	Yards
Oct. 8, 1983	David Stewart	94 (TD)
Nov. 10, 2001	Adrian Sanders	93
Oct. 15, 2011	Spencer Davis	82
Oct. 19, 2019	Kristian Wilkerson	80 (TD)

Opponent
vs. Truman State
vs. Quincy
at Eastern Kentucky
at Jacksonville State

#### Longest Punt Returns

Date	Player	Yards
1962	Lyman Brown	86 (TD)
Sept. 22, 2001	Curtis Cooper	70 (TD)
Oct. 31, 2015	Paul McRoberts	69 (TD)
Sept. 9, 2000	Curtis Cooper	66 (TD)
Aug. 28, 2014	Spencer Davis	61
Nov. 1, 2003	Antonio Scaife	58
Sept. 7, 2019	Zack Smith	52
Nov. 16, 2019	Shabari Davis	46 (TD)
Sept. 6, 2003	Antonio Scaife	45
Oct. 5, 2002	Chris NesSmith	44 (TD)

Opponent
vs. Northwest Missouri
at Illinois State
vs. Tennessee Tech
at Southern Illinois
vs. Missouri Baptist
at UT Martin
at Montana State
at Eastern Illinois
vs. Southern Illinois
vs. Tennessee State

#### Longest Interception Returns

Date	Player	Yards
Sept. 22, 2012	Branden Spann	100 (TD)
Sept. 8, 2007	Eddie Calvin	100 (TD)
Nov. 10, 2018	Justin Swift	76 (TD)
Oct. 10, 2009	Bryan Blanfort	69 (TD)
Oct. 16, 2010	Tylor Brock	67
Sept. 17, 2005	Kellin White	64 (TD)
Sept. 8, 2012	Tylor Brock	64
Oct. 25, 2014	DeMichael Jackson,	63
	Travis Sanders, David Coley	
Sept. 9, 2006	Todshon Jones	63

Opponent
vs. Tennessee Tech
vs. Southwest Baptist
at Murray State
vs. Austin Peay
at Austin Peay
at Missouri State
vs. Mars Hill College
at Eastern Kentucky
vs. Missouri S&T

# 2021 SOUTHEAST MISSOURI FOOTBALL NOTES

#7 SOUTHERN ILLINOIS // SEPT. 2



## Performance Lists

Aug. 28, 2008	Eddie Calvin	62	vs. Southwest Baptist	Oct. 31, 2015	Ryan McCrum	50	vs. Tennessee Tech
Nov. 23, 2019	Zach Hall	61 (TD)	vs. Murray State	Oct. 29, 2011	Drew Geldbach	50	at UT Martin
Oct. 30, 2004	Kellin White	61 (TD)	vs. UT Martin	Oct. 20, 2007	Doug Spada	50	vs. Murray State
Nov. 8, 2003	Kellin White	60 (TD)	vs. Tennessee State	Sept. 8, 2007	Doug Spada	49	vs. Southwest Baptist
				Oct. 27, 2012	Drew Geldbach	49	at Austin Peay
				Nov. 17, 2018	Kendrick Tiller	48	vs. Eastern Illinois
				Sept. 22, 2007	Doug Spada	48	at Samford

## Longest Fumble Returns

Date	Player	Yards	Opponent
Oct. 27, 2012	Branden Spann	98 (TD)	at Austin Peay
Sept. 16, 2000	Rodney Woodall	80 (TD)	vs. Illinois State
Aug. 31, 1995	Greg Klund	80 (TD)	vs. Southern Illinois
Oct. 5, 2013	Cantrell Andrews	68 (TD)	at Tennessee State
Nov. 10, 2018	Justin Swift	60 (TD)	at Murray State
Dec. 4, 2010	Taylor West	59	at Eastern Washington
Nov. 10, 2007	Victor Anderson	45 (TD)	at Missouri State
Sept. 27, 2003	Brandon Bohnert	45	at Samford
Nov. 10, 2007	Nick Stauffer	44	at Missouri State
Sept. 7, 2013	Cantrell Andrews	43	at Ole Miss
Sept. 12, 1998	Jeremy Atwell	39 (TD)	vs. Indiana State
Dec. 1, 2018	Demarcus Rogers	33 (TD)	at Weber State
Aug. 29, 2002	Nate Johnston	33	vs. Arkansas-Monticello
Sept. 17, 2011	Ben Kargbo	24	at Purdue
Nov. 12, 2005	Justin Komondoreas	23	vs. Tennessee State
Oct. 4, 2003	Ricky Farmer	21	vs. Eastern Illinois

## Tackles

Date	Player	Tackles	Opponent
Oct. 16, 1982	Wayne James	27	vs. Northern Iowa
Oct. 24, 1987	Ken Miller	23	at Southwest Baptist
Sept. 1, 2018	Zach Hall	22	at Arkansas State
Sept. 12, 1992	Joe Divis	22	at Southern Illinois
Oct. 25, 2008	Nick Stauffer	21	vs. Tennessee State
Nov. 8, 2008	Nick Stauffer	20	at Murray State
Sept. 29, 2007	Adam Casper	20	vs. Eastern Illinois
Oct. 7, 2006	Adam Casper	20	at Eastern Illinois
Oct. 28, 2000	Ricky Farmer	20	vs. UT Martin
Sept. 16, 2000	Isaac Powell	20	vs. Illinois State
Sept. 9, 2000	Joe Williams	20	at Southern Illinois

## Passing Attempts

Date	Player	Attempts	Opponent
Sept. 10, 2005	Mike Haley	61	at Kent State
Oct. 16, 2004	Andrew Goodenough	57	vs. Eastern Kentucky
Nov. 6, 2004	Andrew Goodenough	54	at Tennessee State
Sept. 18, 2004	Andrew Goodenough	50	at Central Michigan
Oct. 2, 2004	Andrew Goodenough	49	at Eastern Illinois
Nov. 13, 2004	Andrew Goodenough	48	vs. Tennessee Tech
Nov. 19, 2005	Mike Haley	47	at Tennessee Tech
Nov. 11, 2000	Rashad West	47	at Missouri State
Nov. 22, 2003	Andrew Goodenough	45	vs. Jacksonville State
Nov. 15, 2003	Jack Tomco	45	at Tennessee Tech
Sept. 21, 2002	Jack Tomco	45	at Missouri State

## Rushing Attempts

Date	Player	Attempts	Opponent
Oct. 30, 1993	Kelvin Anderson	40	at Austin Peay
Mar. 14, 2021	Geno Hess	37	vs. Austin Peay
Nov. 6, 2010	Henry Harris	35	vs. Southwest Baptist
Oct. 16, 2010	Henry Harris	35	at Austin Peay
Nov. 17, 2007	Elton Peterson	33	vs. Jacksonville State
Sept. 15, 2007	Timmy Holloman	33	vs. Indiana State
Sept. 25, 2010	Henry Harris	32	vs. Tennessee Tech
Sept. 30, 2017	Marquis Terry	31	vs. Eastern Kentucky
Oct. 29, 2005	Timmy Holloman	31	vs. Murray State
Oct. 22, 2005	Timmy Holloman	31	at Eastern Kentucky
Oct. 6, 2001	Curtis Cooper	31	vs. UT Martin

## Longest Punts

Date	Player	Yards	Opponent
Oct. 4, 2003	David Simonhoff	83	vs. Eastern Illinois
Oct. 30, 2004	David Simonhoff	82	vs. UT Martin
Sept. 29, 2005	David Simonhoff	80	at Samford
Oct. 14, 2017	Jake Reynolds	78	vs. Tennessee Tech
Oct. 14, 2006	David Simonhoff	75	at Arkansas
Oct. 23, 2004	David Simonhoff	74	at Murray State
Nov. 10, 2007	Doug Spada	73	at Missouri State
Sept. 25, 2004	David Simonhoff	73	vs. Samford
Nov. 12, 2011	Joe Vucic	72	vs. Jacksonville State
Oct. 20, 2018	Jake Reynolds	71	vs. Jacksonville State
Sept. 9, 2006	David Simonhoff	71	vs. Missouri S&T
Oct. 30, 2004	David Simonhoff	71	vs. UT Martin
Oct. 2, 2004	David Simonhoff	71	at Eastern Illinois

## Longest Field Goals

Date	Player	Yards	Opponent
1975	Mike Wood	61	vs. Lincoln
Sept. 7, 2019	Kendrick Tiller	55	at Montana State
Oct. 4, 2014	Ryan McCrum	55	vs. Tennessee State
Sept. 20, 2014	Ryan McCrum	54	vs. Southeastern La.
Sept. 2, 2010	Drew Geldbach	53	at Ball State
Sept. 26, 2009	Doug Spada	53	at UT Martin
Oct. 11, 2014	Ryan McCrum	52	at Murray State
Oct. 22, 2016	Ryan McCrum	51	at Tennessee Tech
Oct. 18, 2014	Ryan McCrum	51	vs. Eastern Illinois
Nov. 6, 2004	Derek Kutz	51	at Tennessee State
Oct. 8, 2016	Ryan McCrum	50	at Eastern Kentucky



**2021 SOUTHEAST MISSOURI FOOTBALL NOTES**  
**#7 SOUTHERN ILLINOIS // SEPT. 2**

**Performance Lists**

**Longest Return on Blocked Field Goal**

<u>Date</u>	<u>Player</u>	<u>Yards</u>	<u>Opponent</u>
Oct. 20, 2018	Bydarrius Knighten	85 (TD)	vs. Jacksonville State