



2021 Southeast Missouri Postseason Guide

NCAA
2021 DIVISION I
BASEBALL
CHAMPIONSHIP

OXFORD REGIONAL

JUNE 4-7, 2021

Oxford-University Stadium / Swayze Field

#1

#2

#3

#4



2021 NCAA Division I Baseball Championship
Regional - Oxford
June 4-7, 2021

#3 Florida St. (30-22)

Game 1
Friday
June 4
2 p.m.
ESPNU

#2 Southern Miss. (37-19)

Game 4
Saturday June 5
5 p.m.
TBD

#1 Ole Miss (41-19)

Game 2
Friday
June 4
7 p.m.
ESPN3

#4 Southeast Mo. St. (30-20)

Game 6
Sunday
June 6
5 p.m.
TBD

Loser Game 4

Loser Game 1

Game 3
Saturday
June 5
11 a.m.
TBD

Game 5
Sunday
June 6
1 p.m.
TBD

Game 7
Monday
June 7
(if necessary)
6 p.m.
TBD

Regional Champion

Loser Game 2

© 2021 National Collegiate Athletic Association. No commercial use without the NCAA's written permission.

All times are local and subject to change



Don't Bet On It.



2021 SOUTHEAST MISSOURI BASEBALL



#4 Southeast Missouri (30-20) at #12/1 Ole Miss (41-19)

Follow the Redhawks

Radio.....Real Rock 99.3 FM
(Erik Sean)
Video.....ESPN3 (Tom Hart, Kyle Peterson)
Live Stats.....NCAA.com
Twitter.....@SEMObaseball

NCAA Oxford Regional..... June 4, 2021
First Pitch.....7 p.m., CT
Location.....Oxford, Miss.
Facility.....Oxford-University Stadium (10,323)
Series.....Ole Miss leads, 16-2
Last Meeting.....Ole Miss 6, SEMO 4
(Mar. 9, 2016 | Oxford, Miss.)

Head Coaches.....Andy Sawyers (205-143 overall; 118-114 at SEMO; 65-55 OVC).
Mike Bianco (908-530-1 overall; 808-459-1 at Ole Miss).

Strategic Communications

Jeff Honza, Assistant Director of Athletics
Office Phone.....(573) 651-2933
Mobile.....(618) 528-1145

Schedule

February (2-5)

19	at South Alabama	W, 4-2
20	at South Alabama	L, 5-6
21	at South Alabama ^{ESPN+}	W, 8-6 (10)
25	at #2 Arkansas ^{SEC Network+}	L, 5-6 (10)
26	at #2 Arkansas ^{SEC Network+}	L, 3-7
27	at #2 Arkansas ^{SEC Network+}	L, 3-9
28	at #2 Arkansas ^{SEC Network+}	L, 4-11 (5)

March (9-7, 5-4 OVC)

5	Illinois State	W, 4-3 (10)
6	Illinois State (DH)	W, 5-1; L, 1-13
7	Illinois State	W, 8-1
12	at SIU Edwardsville* ^{ESPN+}	L, 3-6
13	at SIU Edwardsville (DH)* ^{ESPN+}	W, 6-3 (10); W, 6-4
16	at Saint Louis ^{ESPN+}	W, 8-6
19	Austin Peay*	W, 6-3
20	Austin Peay (DH)* ^{ESPN+}	W, 6-5 (11); L, 11-12 (12)
23	#22 Southern Illinois	L, 4-21
26	at Eastern Illinois* ^{ESPN+}	W, 3-2
27	at Eastern Illinois (DH)* ^{ESPN+}	L, 2-9; L, 4-8
30	Missouri State	L, 8-9 (10)

April (9-3, 7-3 OVC)

2	Jacksonville State*	W, 6-5
3	Jacksonville State (DH)* ^{ESPN+}	L, 4-8; W, 8-3
9	at Murray State*	W, 8-3
10	at Murray State (DH)*	W, 12-8; L, 6-11
13	at UT Martin ^{ESPN+}	W, 8-1
16	Tennessee Tech* ^{ESPN+}	W, 7-3
17	Tennessee Tech (DH)* ^{ESPN+}	L, 1-9; W, 7-2
23	at Missouri State	Canceled
24	at Missouri State (DH)	Canceled
25	at Missouri State	Canceled
28	at Austin Peay	W, 16-3 (7)
30	at Belmont* ^{ESPN+}	W, 12-0

May (10-5, 5-3 OVC)

1	at Belmont (DH)*	L, 1-4; W, 5-0
7	Eastern Kentucky* ^{ESPN+}	W, 6-2
8	Eastern Kentucky (DH)* ^{ESPN+}	L, 0-8; W, 7-6
13	at Lipscomb ^{ESPN+}	W, 3-2
14	at Lipscomb ^{ESPN+}	L, 0-3
15	at Lipscomb ^{ESPN+}	W, 8-4
20	UT Martin*	W, 6-2
21	UT Martin (DH)*	W, 3-2; L, 2-9
27	vs. #4 Austin Peay # ^{ESPN+}	W, 11-8
28	vs. #2 Murray State # ^{ESPN+}	W, 6-5
29	vs. #2 Murray State # ^{ESPN+}	L, 1-10
30	vs. #2 Murray State # ^{ESPN+}	W, 10-1

June (0-0)

4	vs. #1 Ole Miss % ^{ESPN3}	7 p.m.
---	------------------------------------	--------

All times Central and Subject to Change;
Home Games in **Bold**; * - Ohio Valley Conference Game
- OVC Tournament (Jackson, Tenn.); % - NCAA Regional
(Oxford, Miss.)

#12/1		41-19	#2		37-19	#3		30-22	#4		30-20
-------	--	-------	----	--	-------	----	--	-------	----	--	-------

Southeast Missouri Probable Starting Pitchers

	#	Name	Ht.	Wt.	Cl.	Hometown (Previous School)
Game 1	25	Dylan Dodd	LHP	6-3	210	Sr. Danville, Ill. (Kankakee CC)
Game 2	22	Bryce Grossius	RHP	6-1	210	So. St. Louis, Mo. (St. Mary's H.S.)
Game 3	-	TBA	-	-	-	-

Redhawks Head to NCAA Regional

Fourth-seeded Southeast Missouri (30-20) will open play at the NCAA Regional against No. 12 national seed and top-seeded Ole Miss (41-19) Friday. First pitch is set for 7 p.m., CT at Oxford-University Stadium/Swayze Field.

Follow the Redhawks

Fans can listen to all of Southeast Missouri's games at the NCAA Regional live at Real Rock 99.3 FM. Erik Sean will call the action. Friday's game will air live on ESPN3. The ESPN family of networks will televise all regional and super regional games. All regional games will be on ESPN2, ESPNU, ESPN3 or the Longhorn Network. Live stats for all games can be accessed at NCAA.com. Twitter updates provided @SEMObaseball.

NCAA Regional Appearances

Southeast Missouri makes its fourth NCAA Tournament appearance in program history this 2021 season. SEMO last made the NCAA Tournament five years ago during the 2016 campaign. The Redhawks lost to Mississippi State (9-5) and Louisiana Tech (9-4) in Starkville, Mississippi that season. SEMO clinched its other NCAA Tournament berths in 1998 (Wichita, Kan.) and 2002 (Tuscaloosa, Ala.)

Sawyers in the NCAA Tournament

Andy Sawyers makes his first NCAA Tournament appearance as Southeast Missouri's head coach in 2021. Sawyers is in his fifth year at SEMO and becomes the third head coach in program history to lead the Redhawks to an NCAA Tournament. Mark Hogan (1998, 2002) and Steve Bieser (2016), currently head coach at Missouri, are the others. Sawyers is no stranger to the postseason having made a combined 12 trips to the NCAA Tournament during previous coaching stints at Nebraska (2000, 2003, 2005, 2006, 2007), Texas A&M (2008, 2011, 2012, 2013, 2014) and Kansas State (2009, 2010). He also coached in two NCAA College World Series as an assistant at Nebraska in 2005 and associate head coach at Texas A&M in 2011.



Southeast Missouri or SEMO is the preferred reference for Southeast Missouri State University athletic teams. Southeastern Missouri State is not an acceptable reference.



NCAA Oxford Regional Field

No. 12 national seed and No. 1 seed Ole Miss (41-19), No. 2 Southern Miss (37-19), No. 3 Florida State (30-22) and No. 4 Southeast Missouri (30-20) form this year's field at the NCAA Regional in Oxford, Mississippi. Ole Miss is one of six national seeds from the Southeastern Conference in this year's NCAA Tournament. No. 1 Arkansas, No. 3 Tennessee, No. 4 Vanderbilt, No. 7 Mississippi State and No. 15 Florida round out that group.

NCAA Tournament History

Southeast Missouri is 1-6 all-time at the NCAA Tournament. SEMO's only NCAA Tournament win came against Alabama (7-4) in the Tuscaloosa Regional on May 31, 2002. Here is the Redhawks history of NCAA Tournament games:

Midwest Regional (Wichita, Kan.)

5/21/98 vs. Wichita State L, 4-7
5/21/98 vs. Georgia Tech L, 5-14

Tuscaloosa Regional (Tuscaloosa, Ala.)

5/31/02 vs. Alabama W, 7-4
6/1/02 vs. Florida Atlantic L, 6-12
6/1/02 vs. Alabama L, 4-7

Starkville Regional (Starkville, Miss.)

6/3/16 vs. Mississippi State L, 5-9
6/4/16 vs. Louisiana Tech L, 4-9

Series History

Friday marks the 19th meeting between Southeast Missouri and Southeastern Conference member Ole Miss. The Rebels lead the all-time series by a count of 16-2. Ole Miss won each of the last seven meetings between the teams. The Redhawks and Rebels last met in 2016. Ole Miss posted wins of 10-2 (Mar. 8) and 6-4 (Mar. 9) that year. SEMO's only two wins of the series came in Oxford on Feb. 23, 1999 (6-4) and Feb. 18, 2001 (5-2). The Redhawks are 3-6 all-time vs. Southern Miss and 0-2 vs. Florida State.

OVC Regular-Season & Tournament Champions

The Redhawks clinched the 2021 Ohio Valley Conference regular season title with their series win over UT Martin (May 20-21). Southeast Missouri won its fifth regular season championship in program history. SEMO also went 3-1 en route to winning this year's OVC Tournament (Jackson, Tenn.). The top-seeded Redhawks beat Austin Peay (11-8) and Murray

State (6-5, 10-1) to claim their fourth OVC Tournament title. In addition, SEMO won both the OVC regular-season and tournament titles for the third time in program history (2002, 2016, 2021).

Postseason Experience

Southeast Missouri's entire roster gets to experience the NCAA Tournament for the first time this year. Last weekend, a total of 17 players -- Jevon Mason, Peyton Leeper, Wade Stauss, Danny Sperling, Tyler Wilber, Andrew Keck, Lincoln Andrews, Brandon McCabe, Kyle Miller, Austin Williams, Ryan Vogt, Blake Cisneros, Bryce Grossius, Dylan Dodd, Fischer Rausch, Hunter Ralls, Matt Perego -- played in the first Ohio Valley Conference Tournament (May 27-30) of their college careers.

OVC Tournament Recap

Top-seeded Southeast Missouri opened the Ohio Valley Conference Tournament with an 11-8 win over fourth-seeded Austin Peay (May 27) and 6-5 victory over second-seeded Murray State (May 28). Wade Stauss went 3-for-4 with two home runs, three runs, a double and three RBI to lead the Redhawks against the Governors. A day later, SEMO used a four-run eighth inning to come from behind and beat Murray State. The Redhawks trailed 5-2 in the bottom of the eighth inning and rallied for four two-out runs to get by the Racers. Jevon Mason hit a game-tying three-run home run and Andrew Keck added the game-winning RBI single. SEMO was 0-for-11 with runners in scoring position before their big eighth inning. After falling to Murray State, 10-1, freshman Kyle Miller allowed just two hits and struck out 10 in a complete game title-clinching victory over the Racers in the tournament's winner-take-all final on May 30. This year marked the Redhawks 26th OVC Tournament appearance.

OVC All-Tournament Team

Six Redhawks, including Jevon Mason (OF), Danny Wright (UT), Wade Stauss (C), Kyle Miller (RHP), Dylan Dodd (LHP) and Peyton Leeper (3B) made the 2021 Ohio Valley Conference All-Tournament Team. Mason led the team hitting .500 (8-for-16) with four runs, three doubles a home run and five RBI for the tournament. Leeper hit .455 (5-for-11)

2021 OVC Standings

School	Conference				Overall			
	W	L	T	Pct.	W	L	T	Pct.
Southeast Missouri	17	10	0	.630	30	20	0	.600
Murray State	18	12	0	.600	33	25	0	.569
Morehead State	13	11	0	.542	24	23	0	.511
Jacksonville State	16	14	0	.533	26	27	0	.491
Austin Peay	16	14	0	.533	23	33	0	.411
Tennessee Tech	15	15	0	.500	22	25	0	.468
Eastern Illinois	14	16	0	.467	25	23	0	.521
Belmont	14	16	0	.467	22	30	0	.423
SIUE	13	17	0	.433	23	27	0	.460
Eastern Kentucky	13	17	0	.433	21	32	0	.396
UT Martin	10	17	0	.370	19	29	0	.396

NCAA Oxford Regional

Friday, June 4

Game 1 - #3 Florida State vs. #2 Southern Miss, 2 p.m., CT ESPN
Game 2 - #1 Ole Miss vs. #4 Southeast Missouri, 7 p.m., CT ESPN

Saturday, June 5

Game 3 - Loser Game 1 vs. Loser Game 2, 11 a.m., CT TBA
Game 4 - Winner Game 1 vs. Winner Game 2, 5 p.m., CT TBA

Sunday, June 6

Game 5 - Loser Game 4 vs. Winner Game 3, 1 p.m., CT TBA
Game 6 - Winner Game 4 vs. Winner Game 5, 5 p.m., CT TBA

Monday, June 7

Game 7 - If Necessary, 6 p.m., CT TBA



with a pair of doubles and two stolen bases. Wright followed with a .444 (8-for-18) batting average with two runs and Stauss hit .400 (6-for-15) with six runs scored, two doubles, three home runs, five RBI and a 1.133 slugging percentage. Meanwhile, Dodd and Miller each struck 11 and 10, respectively, in their tournament starts. Dodd worked 6.2 innings, while Miller threw 10.2 innings, including nine in his first career complete game vs. Murray State (May 30). In addition, Stauss was named the OVC Tournament's Most Valuable Player. He became SEMO's fourth OVC Tournament MVP in program history joining Jeremy Johnson (1998), Clemente Bonilla (2002) and Joey Lucchesi (2016).

Miller Sends Redhawks to OVC Tournament Crown

Freshman right-hander Kyle Miller allowed only one run on two hits and notched a career-high 10 strikeouts to key Southeast Missouri's 10-1 Ohio Valley Conference Championship victory over Murray State on May 30. In his first career postseason start, Miller retired 12 of the first 13 hitters he faced against the OVC's leader in runs (375), hits (537), RBI (334) and home runs (84). MSU's only baserunner in that span reached on an error. He held the Racers scoreless through six innings of no-hit baseball until MSU scored its only run on two hits in the seventh. Miller also sat down 12-straight hitters prior to the Racers leadoff triple in the seventh inning. He improved to 4-2 this season following the outstanding performance. Additionally, the start marked Miller's fifth of the season.

Sperling Hits First Home Run

Sophomore designated hitter Danny Sperling hit his first career home run, a two-run shot, in the third inning of Southeast Missouri's 10-1 victory over Murray State (May 30). Sperling's home run gave the Redhawks a 5-0 advantage at the time. He finished with a career-best four RBI and became the ninth SEMO player to hit a home run this year.

Wilber Wins OVC Regular-Season Batting Title

Redhawk shortstop Tyler Wilber won the second Ohio Valley Conference regular-season batting title of his career. Wilber hit .400 during regular-season play. Currently, he hits .389 and is one point behind Morehead State's

Jackson Feltner (.390) entering this week's NCAA Regional. Wilber also finished first in the OVC with a .383 batting average in 2019.

Sawyers Named OVC Coach of the Year, Dodd Tabbed Pitcher of the Year to Headline All-OVC Honors

Andy Sawyers was named Ohio Valley Conference Coach of the Year and left-hander Dylan Dodd was voted Pitcher of the Year to highlight Southeast Missouri's 2021 All-Conference baseball honors. Shortstop Tyler Wilber (Second-Team) and right-handed pitchers Kyle Miller (All-Freshman) and Collin Wilma (All-Freshman) also earned All-OVC laurels. Sawyers claimed his first OVC title as a head coach when the Redhawks won their final series of regular season over UT Martin (May 20-21). SEMO did not qualify for the OVC Tournament in 2019 and was ranked fifth in the league's preseason poll before Sawyers guided the Redhawks to their first OVC regular-season crown since 2016. The title also marked SEMO's fifth in program history. SEMO, the top seed in this week's four-team OVC Tournament, is in pursuit of its fourth OVC Tournament title. The Redhawks won eight of their nine series in conference play and posted 11 series victories in 2021, the most in a season with Sawyers at the helm. SEMO won 15 of its last 21 games and has not lost back-to-back contests since late March. Sawyers' club enters the postseason ranked tied for first in the OVC in fielding percentage (.973), first in saves (13), first in sacrifice bunts (29), second in wins (27), second in earned run average (5.06) and third in opposing batting average (.271). Sawyers becomes the third head coach to win the coveted OVC Coach of the Year award in SEMO baseball history joining Mark Hogan (2002) and Steve Bieser (2014, 2016). A native of Danville, Illinois, Dodd is the eighth SEMO player to secure OVC Pitcher of the Year honors. Joey Lucchesi, presently with the New York Mets, was the last Redhawk to win the award in 2016. Dodd, who also secured First-Team All-OVC accolades, threw seven shutout innings in three of his last four starts. He leads the league in ERA (2.36), innings pitched (84), strikeouts (102) and wins (8), and ranks second in opposing batting average (.208). Dodd has struck out eight or more in 12 of his 13 starts, including a season-high 10 at both Arkansas (Feb. 25) and SIU Edwardsville

(Mar. 12). Nationally, he ranks 18th in strikeout-to-walk ratio, 26th in wins and 28th in strikeouts. At 8-1, Dodd won in each of his last five starts. His only loss of the season came at SIU Edwardsville (Mar. 12). Additionally, Dodd recently had a streak of 28-consecutive scoreless innings end against UT Martin (May 20). Wilber, who hails from Los Alamitos, California, earned All-OVC honors for the second time in his career. A semifinalist for the Brooks Wallace Award, Wilber won the league's regular-season batting title for the second time. He is hitting .400 through 46 starts at shortstop and leads the Redhawks in hits (72), doubles (11), RBI (45), slugging percentage (.583) and on-base percentage (.462). Wilber tops the OVC in hits and rates third in on-base percentage. He is among the nation's top 25 in batting average (20th) and hits per game (21st, 1.6). In addition, he rates tied for first in the OVC with 21 multiple-hit games and held a 15-game hitting streak --second-longest in the OVC this season -- from Mar. 30 to May 7. Miller is 3-2 with a 3.92 ERA in 17 appearances and four starts as a freshman. A native of Eureka, Missouri, he ranks second on the team and seventh in the OVC with five saves and has the most strikeouts (39) and innings (39) among SEMO relief pitchers. Miller recorded a season-best seven strikeouts in his longest outing of the season, which lasted 6.1 innings (start at SIU Edwardsville, Mar. 13). He also added a six-out save with four strikeouts in his first NCAA Division I appearance at South Alabama (Feb. 19). Despite being limited to seven appearances and four starts due to injury, Wilma still managed to land a spot on the league's All-Freshman Team. He went 2-0 with 21 strikeouts and eight walks in 27.2 innings of work. Wilma matched a career-high six strikeouts in 4.2 innings at Murray State (Apr. 10) and had four strikeouts over 2.1 innings in a combined shutout at Belmont (May 1). Eastern Illinois shortstop Trey Sweeney (Player of the Year) and Morehead State first baseman (Freshman of the Year) rounded out this year's OVC specialty award-winners.



Sawyers Wins First OVC Titles

Southeast Missouri's Andy Sawyers won his first Ohio Valley Conference regular-season and tournament titles as a head coach in 2021. Sawyers, who is in his fifth year at the helm, also picked up his 200th career win (8-4, at Lipscomb, May 15) as a collegiate head coach and 100th win (6-5, vs. Jacksonville State, Apr. 2) as SEMO's head coach this season. He is 118-116 all-time as the Redhawks skipper and 205-143 between head coaching stints at Hutchinson Community College (87-27) and SEMO (115-115). Sawyers is the third head coach in program history to win both a OVC regular-season and tournament title in the same season joining Mark Hogan (2002) and Steve Bieser (2016).

30-Win Season

The Redhawks picked up their 30th win of the season when they beat Murray State, 10-1, in the Ohio Valley Conference Tournament final on May 30. This year marks the 14th time in program history where Southeast Missouri won 30 or more games. The 30 wins are the most in a season with Andy Sawyers at the helm.

Wilber Clears 100 RBI

Tyler Wilber went over 100 RBI in his career with his two-RBI single in the second inning against Murray State (May 30). Wilber has 101 RBI in his career, including a team-high 49 this season.

Series Wins

Southeast Missouri recorded 11 series wins this season, eight of which came in Ohio Valley Conference play. The Redhawks beat South Alabama (2-1), Illinois State (3-1), Lipscomb (2-1), SIU Edwardsville (2-1), Austin Peay (2-1), Jacksonville State (2-1), Murray State (2-1), Tennessee Tech (2-1), Belmont (2-1), Eastern Kentucky (2-1) and UT Martin (2-1) for those victories. The 11 series wins are the most in a season under Head Coach Andy Sawyers.

Redhawk Momentum

Southeast Missouri, this year's Ohio Valley Conference regular-season and tournament champion, won eight of its nine series in league play this year (its series with Morehead State was canceled due to COVID protocols). The Redhawks won 18 of their last 25 games

and have not lost back-to-back contests since late March.

Basler and Wright Play in Third OVC Tournament

Danny Wright and Connor Basler each played in the third Ohio Valley Conference Tournament of their careers and first in Jackson, Tennessee. Prior to 2021, Wright and Basler also played in the 2017 and 2018 OVC Tournaments. Both of those events were held in Oxford, Alabama.

Grossius Notches Career-High

Bryce Grossius registered a career-high seven strikeouts in 5.2 innings in his recent victory over UT Martin (May 21). Grossius (4-2) allowed just one run and no walks en route to picking up his fourth win of the season.

Dodd is Rolling

Dylan Dodd threw seven shutout innings in three of his last five starts. Dodd leads the Ohio Valley Conference in innings pitched (90.2), strikeouts (113) and wins (9), and ranks second earned run average (2.78) and opposing batting average (.216). He has struck out seven or more in 13 of his 14 starts, including a season-high 11 vs. Murray State (May 27) and 10 at both Arkansas (Feb. 25) and SIU Edwardsville (Mar. 12). Nationally, Dodd ranks sixth in strikeout-to-walk ratio (113:14), 15th in wins and 19th in strikeouts.

No Walks Allowed

Dylan Dodd has not allowed a walk in 25.1 consecutive innings. The last time Dodd gave up a walk was in the top of the second inning (Charlie Ludwick) against Eastern Kentucky (May 7). He ranks 20th in the nation in walks allowed per nine innings (1.39).

Over 100 Strikeouts

Dylan Dodd went over 100 strikeouts in a season for the first time in his career. Dodd has 113 strikeouts as the only pitcher in the Ohio Valley Conference with over 100 Ks this year. He is the first Southeast Missouri pitcher to get over 100 strikeouts in a season since Joey Lucchesi finished with a SEMO single-season record 149 in 2016. Dodd's 113 strikeouts presently rank fourth on the school's all-time single-season list.

Wilber Among Semifinalists for Brooks Wallace Award

Southeast Missouri's Tyler Wilber is among 30 semifinalists for the 2021 Brooks Wallace Award. The award, sponsored by Mizuno, honors the nation's top shortstop and will be presented this summer by the College Baseball Foundation. It is named for former Texas Tech shortstop Brooks Wallace, a slick-fielding shortstop who played for the Red Raiders to from 1977 to 1980. Wallace died of leukemia at the age of 27. Wilber is one of three OVC players among this year's Brook Wallace Award semifinalists. Tennessee Tech's Ed Johnson and Eastern Illinois' Trey Sweeney are the others. For more information on the Wallace Award or the Night of Champions event, visit www.collegebaseballhall.org.

Baseball Gives SEMO Fifth OVC Title This Spring

The Redhawk baseball team gave Southeast Missouri Athletics its fifth Ohio Valley Conference title this spring when it won the OVC Tournament on May 30. SEMO's baseball, softball, women's tennis and women's outdoor track and field programs added regular-season titles to go along with that OVC Tournament crown. Since the start of the 2019 calendar year, the Redhawks have won 11 conference championships, most in the OVC.

What a Year!

While competing in the middle of a COVID-19 pandemic Southeast Missouri's baseball team helped lead the Redhawks to their highest Ohio Valley Conference regular season winning percentage in school history. Combined, SEMO's teams went 93-42-1 (.688) in conference regular season play. That mark included a 17-10 record from baseball. The winning percentage surpassed the previous record of .673 during the 1998-99 campaign. Additionally, SEMO is the only OVC school that qualified for every conference championship event in 2020-21.

Morehead State Series Canceled

Southeast Missouri was originally supposed to play a three-game series at Morehead State on May 14-15, but those games were canceled due to COVID-19 protocols in the Eagles program. As a result, Morehead State did not have the requisite number of student-athletes available to compete in the series. The series will not be



rescheduled and the games will be considered no contest in the Ohio Valley Conference standings.

Redhawks Down Lipscomb

After Southeast Missouri's series at Morehead State was canceled, the Redhawks scheduled a three-game set at Lipscomb (May 13-15). SEMO won two of three against the ASUN Conference member Bisons. The Redhawks won game one by a score of 3-2 and game three, 8-4, to clinch their series victory. SEMO finished with a 10-9 record in non-conference action this season.

Mason Homers

Jevon Mason hit the first home run of his career at Lipscomb on May 15. Mason hit a two-run home run in the top of the ninth inning against the Bisons. He went 2-for-4 with two runs scored, two RBI, a walk, one home run and a double in that game.

Ralls Makes First Weekend Start

Right-hander Hunter Ralls made his first career weekend start on the mound against Lipscomb (May 15). Ralls allowed one run and two hits, while striking out three in four innings. He improved to 3-1 this season in his third start, the longest outing of his career.

Dodd Wins OVC Pitcher of the Week Honor for Second Time

Senior left-hander Dylan Dodd was named Ohio Valley Conference Pitcher of the Week on May 3. A native of Danville, Illinois, Dodd allowed just two hits and struck out eight in a combined 12-0 shutout of Belmont (Apr. 30). He gave up just one walk to the first hitter he faced of the game and improved to 5-1 this season. Dodd retired 20 of 22 hitters, allowing only a single in the fourth inning and a double in the seventh. He has recorded eight or more strikeouts in nine of his 10 starts this season. The OVC Pitcher of the Week honor marks Dodd's second of the season and fourth of his career. Morehead State catcher Jack Gardner (Player of the Week) rounded out the week's honorees.

Grossius Logs First Weekend Start

Bryce Grossius made his first career weekend start in game two of Southeast Missouri's series against Eastern Kentucky (May 7). Grossius threw six scoreless innings with six

shutouts, allowed five hits and no walks in his strong outing. It was the longest outing of Grossius' career. Grossius made six starts this season, including three during the midweek.

Redhawks Beat Colonels

Southeast Missouri overcame a five-run deficit to pull off a 7-6 come from behind series clinching win over Eastern Kentucky (May 8). The Redhawks trailed, 5-0, before scoring the next seven runs of the game to take the lead. Andrew Keck's double in the seventh inning scored Connor Basler for what ended up being the decisive run of the game.

Wilber's Career Long Hitting Streak Ends at 15 Games

Tyler Wilber's career long hitting streak ended at 15 games against Eastern Kentucky (May 7). Wilber collected multiple hits 10 times during that stretch. It was the longest hitting streak of any Redhawk since Trevor Ezell hit safely in 18-straight games during the 2016 season.

First Shutout

Southeast Missouri recorded its first shutout of the season with a 12-0 win at Belmont (Apr. 30). Dylan Dodd allowed just two hits and struck out eight in seven innings to key the win. He retired 20 of the 22 hitters he faced and no-hit the Bruins for five innings. SEMO blanked an Ohio Valley Conference opponent on the road for the first time in six years. Interestingly enough, Belmont was also on the losing end of that contest by an identical score of 12-0 on May 14, 2015. The Redhawks ended up shutting out the Bruins twice in their series win.

Dodd Reaches 200 Career Strikeouts

Dylan Dodd reached 200 career strikeouts against Eastern Kentucky (May 7). Dodd threw seven shutout innings with eight strikeouts on his way to that milestone. He has 226 strikeouts in 193.1 innings over 32 career starts on the mound. Dodd struck out eight or more in 12 of his 14 starts this year. He ranks third among the school's all-time career strikeout leaders and is fifth in strikeouts per nine innings (10.4).

That Was Close

Tyler Wilber narrowly missed hitting for the cycle when he went 3-for-4 against Eastern Kentucky (May 8). Wilber fell a triple shy of the cycle. He hit a three-run home run in the bottom of the third inning, singled and doubled to complete his seventh three-hit game of the season.

Leeper Triples Again

Peyton Leeper hit his team-high fourth triple of the season against Eastern Kentucky (May 8). Leeper ranks tied for second in the Ohio Valley Conference in that category.

Overpowering Performance

Following an 11-day layoff, Southeast Missouri erupted for a season-high 16 runs and 19 hits in its 16-3 victory over Austin Peay (Apr. 28). The win is currently SEMO's largest of the season. Five players finished with multiple runs and multiple hits in the Redhawks dominating effort. SEMO also scored seven of its runs with two outs against the Governors.

First Multi-Home Run Game

Andrew Keck posted the first multi-home run game of his career when he homered twice against Austin Peay (Apr. 28). Keck led off the third inning with a solo home run to left center and then homered again when he launched a two-run shot to left in the fifth. He finished at 3-for-5 with two runs scored and three RBI. Keck is tied for second on the team with five home runs this year.

NCAA Top-25 Rankings

Peyton Leeper rates 18th in the nation in sacrifice bunts (9) and 20th in sacrifice bunts per game (0.21). Dylan Dodd is also sixth in strikeout-to-walk ratio (8.07), 15th in wins (9), 20th in walks allowed per nine innings (1.39) and 19th in strikeouts (113).

OVC Top-Three

Southeast Missouri is first in the Ohio Valley Conference in fielding percentage (.974), ranks second in earned run average (5.11), first in sacrifice bunts (31), second in wins (30) and first in saves (14). Individually, Tyler Wilber is second in batting average (.389) and first in hits (75). Jevon Mason ranks third in on-base percentage and Wade Stauss is tied for third in home runs (14). Peyton Leeper is second in triples (4) and first in sacrifice bunts (9).



Andrew Keck stands second among league leaders in stolen bases (17). Dylan Dodd ranks second in ERA (2.78), first in strikeouts (113), first in innings pitched (90.2) and first in wins (9). Dodd is also second in opposing batting average (.216).

Career Stolen Bases Record in Sight

Connor Basler is third on the team with nine stolen bases this season. Basler ranks second all-time among Southeast Missouri's career stolen base leaders with 51. He needs two more to break the school's all-time career record. Denver Stuckey (2000-03) currently holds the record with 52 stolen bases.

Missouri State Series Canceled

Southeast Missouri's final non-conference series at Missouri State (Apr. 23-25) was canceled due to positive COVID-19 test results within MSU's Tier 1 personnel, which consists of student-athletes, coaches, managers and staff. Subsequent testing confirmed the positive test results that canceled the Bears' Apr. 20 game with Missouri and contact tracing revealed that Missouri State did not have the minimum number of medically cleared student-athletes to play the four-game series with SEMO scheduled at Hammons Field.

First to 10 OVC Wins

With its 7-3 victory over Tennessee Tech on Apr. 16, Southeast Missouri became the first to 10 Ohio Valley Conference wins this season. The Redhawks finished OVC play with a 17-10 record. SEMO's 17 conference wins ranked second-most in the league.

Wright Gets Career-High in Hits

Danny Wright notched a career-high four hits when he went 4-for-5 with two runs scored, a double and one RBI vs. Tennessee Tech (Apr. 17). Wright previously had three hits a total of 25 times in his career before establishing his new career mark.

Top Threats

Tyler Wilber and Jevon Mason lead Southeast Missouri in batting average hitting .389 and .371, respectively. Mason leads the team in doubles (14), runs (35) and on-base percentage (.470), and ranks second in slugging percentage (.503), while Wilber tops the team

in hits (75), RBI (49) and slugging percentage (.560).

Wilber Logs 100th Career Start

Tyler Wilber made his 100th career start in game two of Southeast Missouri's doubleheader at Murray State (Apr. 9). Wilber, who has 122 starts as a Redhawk, is the third active player with over 100 starts joining Connor Basler (223) and Danny Wright (210).

Wilber Nabs First OVC Player of the Week Honor

Shortstop Tyler Wilber claimed his first Ohio Valley Conference Player of the Week honor on Mar. 5. Wilber hit .611 with two runs scored, a pair of doubles, nine RBI and a stolen base last week. He hit safely in 11 of his 18 at-bats, boasted a .722 slugging percentage and registered a .619 on-base percentage in four starts. Wilber had three or more hits in three games, including a season-best four against Jacksonville State (Apr. 3). He knocked in the go-ahead run on a two-RBI single in the sixth inning leading Southeast Missouri to its 6-5 come-from-behind series opening win vs. the Gamecocks (Apr. 2). UT Martin's Sam Folks (Pitcher of the Week) rounded out the week's honorees.

200th Career Start

Second baseman Connor Basler made his 200th career start at Murray State (Apr. 9). Basler has played and started more games than any Redhawk on this year's roster. He currently leads the team with 228 games and 223 starts since joining the program in 2017.

Wilma Wins 2021 Starting Debut

Left-hander Collin Wilma, who started three of his four appearances in Southeast Missouri's shortened 2020 campaign (due to COVID-19), beat Jacksonville State (Apr. 3) in his first start this season. Wilma struck out three and allowed two runs on six hits in 5.1 innings during SEMO's series clinching 8-3 victory. He made three relief appearances prior to that start.

OVC Tournament Site Selected

The Ohio Valley Conference announced on Apr. 6 that its 2021 Baseball Championship will be held at The Ballpark at Jackson from May 27-29. The OVC Baseball Championship was previously held at The Ballpark at Jackson from 2010-2016. This year's championship will feature the top four teams in the OVC standings competing in a double-elimination format with the winner getting the OVC's automatic bid to the NCAA Tournament. Jackson is located in the heart of West Tennessee halfway between Memphis and Nashville conveniently on Interstate 40.

22 and Counting

Tyler Wilber leads Southeast Missouri and is second in the Ohio Valley Conference with 22 multiple-hit games this season. Wilber collected multiple hits a total of 58 times during his SEMO career.

Over 150 Starts

Two Redhawks have made over 150 starts in their careers. Second baseman Connor Basler tallied a team-high 223 career starts and mainstay center fielder Danny Wright has accumulated 210. Both Basler and Wright are fifth-year seniors after joining Southeast Missouri's baseball program in 2017.

Extra, Extra

The Redhawks concluded their series against Austin Peay by splitting a pair of extra inning games at Capaha Field on Mar. 20. Southeast Missouri trailed, 5-1, in the bottom of the ninth inning when it scored four runs on four hits to send game one to extra innings. Connor Basler delivered a two-RBI single with two outs to tie the game. With runners on first and second and one out in the bottom of the 11th, Jevon Mason delivered a walk off single to left and Peyton Leeper scored the winning run. In game two, the Redhawks battled back from an 11-5 deficit by scoring three runs in the eighth and ninth innings. Basler again came up big, this time with a two-out three-RBI double to tie the game. APSU, however, scored one run in the top of the 12th to edge the Redhawks. SEMO has played seven extra-inning games and is 4-3 in those contests this year.



First Career Home Run for Basler

Fifth-year senior Connor Basler hit the first home run of his career against Missouri State (Mar. 30). Basler, who has played in a total of 201 games as a Redhawk, hit a two-run shot to left field to help lift Southeast Missouri to a 3-0 lead in the bottom of the second inning. Basler has two home runs in his career, both of which came this season.

Walk Off Wins

Southeast Missouri earned its second walk off win of the season when it rallied to beat Austin Peay, 6-5, in 11 innings on Mar. 20. Jevon Mason became the second Redhawk to walk off with a game-winning hit when he drove in Peyton Leeper on a one-out single to left. Leeper, a freshman, hit a sinking line drive base hit in the bottom of the 10th inning to give SEMO its other walk off win, a 4-3 victory over Illinois State on Mar. 5. The walk off hits are career firsts for Mason and Leeper.

Basler is Clutch

Nine-hole hitter Connor Basler sent both games of Southeast Missouri's doubleheader against Austin Peay (Mar. 20) to extra innings. Basler had a two-out, two-RBI single to cap a four-run ninth inning during game one and then ripped a two-out, three-RBI double in the bottom of the ninth inning of game two.

Back-to-Back Saves for Williams

Austin Williams picked up back-to-back saves in three of his relief appearances last week. Williams entered the game at Saint Louis (Mar. 16) in the eighth inning and recorded the final six outs to secure his first career save. Three days later, he finished with a career-high four strikeouts in two scoreless innings to preserve a 6-3 series-opening win over Austin Peay (Mar. 19).

OVC Home-Openers

With its 6-3 win over Austin Peay on Mar. 19, Southeast Missouri improved to 4-0 in Ohio Valley Conference home-openers under Head Coach Andy Sawyers. SEMO beat UT Martin in both 2017 and 2019, and Morehead State in 2018 in such contests prior to this year. The Redhawks ended up winning their OVC home-opening series in 2017, 2018 and 2021. SEMO did not have a home series in conference play during its 2020 campaign that was shortened due to COVID-19.

March 12

When Southeast Missouri dropped its series-opener to SIU Edwardsville on Mar. 12, that game marked exactly one year from the time a global COVID-19 pandemic brought college athletics to an abrupt halt. On Mar. 12, 2020, the NCAA canceled its men's and women's basketball tournaments and conferences across the country changed plans for games in the months ahead. That decision affected championships in all winter and spring sports, including baseball. Southeast Missouri dropped a 6-4 midweek contest at longtime rival Southern Illinois in its final game of the shortened 2020 campaign a day before the decision to cancel play was made.

OVC Schedule

Each of Southeast Missouri's three-game series in Ohio Valley Conference play will be contested over two days with a single game on Friday and a doubleheader Saturday with the exception of the Redhawks home series vs. UT Martin (May 20-21) That series will be played on Thursday and Friday. SEMO hosts UT Martin, Austin Peay (Mar. 19-20), Jacksonville State (Apr. 2-3), Tennessee Tech (Apr. 16-17) and Eastern Kentucky (May 7-8), and visits SIUE (Mar. 12-13), Eastern Illinois (Mar. 26-27), Murray State (Apr. 9-10), Belmont (Apr. 30-May 1) and Morehead State (May 14-15) in league action this year.

50th OVC Win

Andy Sawyers picked up his 50th Ohio Valley Conference win when Southeast Missouri beat SIU Edwardsville, 6-4, on Mar. 13. Sawyers is now 65-55 in OVC games as the Redhawks head coach.

Nice Work Keck

Andrew Keck hit .417 with four runs scored, five hits, a double, one RBI and a perfect 4-of-4 stolen bases in the Redhawks series win over SIU Edwardsville (Mar. 12-13). Keck hit safely in all three games against the Cougars and recorded to hits and two stolen bases in each of the final two matchups of the series. He walked and scored as part of a three-run 10th inning that sent SEMO to a 6-3 victory in game two. Keck then singled and came around to score during a four-run first inning that keyed the Redhawks 6-4 victory in the series finale.

Redhawks Beat Illinois State

The Redhawks posted their second series win of the season and first at home when they won three of four games against Illinois State (Mar. 5-7) in Cape Girardeau last weekend. Southeast Missouri, which also claimed its first series victory against Missouri Valley Conference member ISU in program history, snapped a 12-game losing streak in its series against the Redbirds.

Complete Game for Niznik

Left-hander Noah Niznik tossed a complete game victory to give Southeast Missouri a 5-1 victory over Illinois State (Mar. 6). Niznik recorded his first win of the season after striking out four and walking nine in seven innings. He allowed only one earned run, as well. It marked the third complete game and matched the longest outing of Niznik's career.

First Win for Miller

Freshman right-hander Kyle Miller picked up the win in his first career start when he defeated Illinois State (Mar. 7). Miller worked six innings, striking out three and walking one. He also gave up six hits and allowed just one run. Miller is 4-2 with five saves in 19 appearances and five starts this year.

Yard Work

Catcher Wade Stauss launched a three-run home run in back-to-back days during Southeast Missouri's series vs. Illinois State (Mar. 5-7). Stauss hit the first of those two bombs in the bottom of the third inning of game two. He then homered again in that same inning to grab SEMO the lead during the series finale. Stauss leads the Redhawks with 14 home runs. The Redhawks have 37 home runs as a team.

Ralls Nails Down First Save

Sophomore right-hander Hunter Ralls pitched effectively for three innings to claim his first career save against Illinois State (Mar. 7). Ralls recorded five strikeouts and allowed two hits in three scoreless innings. He did not allow a walk, as well. It was the fourth relief appearance of Ralls' career.



Three 10-Strikeout Performances

Dylan Dodd was magnificent on the mound during his second start of the season. Dodd wound up getting a no-decision against #2 Arkansas (Feb. 25). He finished with 10 strikeouts, walked two and allowed just two runs on three hits. Dodd struck out two in each of the first three innings and sat the Razorbacks down in order in the second. He also no-hit Arkansas through 2.2 innings. In a no-decision against SIU Edwardsville (Mar. 12), Dodd recorded 10 strikeouts in five innings of work. He finished with 10 strikeouts in two of his last three starts. Most recently, Dodd finished with a season-high 11 strikeouts in 6.2 innings vs. Austin Peay (May 27). Dodd has struck out 10 or more in a game a total of five times in his career.

Career Hit 200

Danny Wright registered the 200th hit of his career with a two-RBI single that gave Southeast Missouri a 5-2 lead in the eighth inning of game one at #2 Arkansas (Feb. 25). Wright finished with three RBI in that contest.

Season-Opening Series Win

The Redhawks opened their 2021 campaign with a 2-1 series win on the road at Sun Belt Conference member South Alabama (Feb. 19-21). Southeast Missouri beat the Jaguars, 4-2, on Feb. 19 and, 8-6, in 10 innings on Feb. 21 to claim its second season-opening series win under Head Coach Andy Sawyers. With its win on Feb. 19, SEMO also improved to 12-18 all-time in season-opening games during its NCAA Division I era (since 1992) and 3-2 in such games under Sawyers.

Double-Digit Hits

Southeast Missouri registered 10 or more hits a total of 23 times this season. SEMO collected a season-best 19 hits against Austin Peay (Apr. 28). The Redhawks are 17-6 in games where they put up double-digit hits.

Stauss Brothers

Brothers Wade and Ty Stauss were in Southeast Missouri's lineup together for the first time in the series finale at South Alabama (Feb. 21). Wade started at catcher and his younger brother, Ty, was in left field for that contest. They have been in the starting lineup together a total of 15 times this year.

Nine With Home Runs

Nine different Southeast Missouri players have homered this season. Wade Stauss leads the way with 14 home runs, while Tyler Wilber and Andrew Keck follow with six and five, respectively. Danny Wright and Lincoln Andrews have three home runs, and Connor Basler and Jevon Mason follow with two. Austin Blazevec and Danny Sperling round out the group with one round-tripper apiece.

Redhawks Sweep OVC Honors

Southeast Missouri seniors Austin Blazevec and Dylan Dodd swept the Ohio Valley Conference Player and Pitcher of the Week honors on Feb. 22. A first baseman from Plainfield, Illinois, Blazevec won this year's first OVC Player of the Week accolade, while Dodd, a left-hander from Danville, Illinois, claimed the first OVC Pitcher of the Week award in 2021. Blazevec and Dodd gave SEMO its first sweep of the league's accolades during the opening week of a season in eight years. Jason Blum (Player) and Zack Smith (Pitcher) was the last duo to complete that sweep on Feb. 18, 2013. Blazevec hit .455 with five runs scored, a double, walk and one RBI to lead SEMO to a series victory at South Alabama (Feb. 19-21). He finished the series with multiple hits in back-to-back games. In Sunday's finale, Blazevec rallied the Redhawks in the ninth inning where they scored three runs to get a 6-5 lead. He started the inning with a single and SEMO sent eight hitters to the plate during its big inning. Then, after USA tied things up in the bottom of the ninth, Blazevec ripped a double down the right field line to score Danny Wright for the go-ahead run all the way from first base. Meanwhile, Dodd struck out eight and allowed only one walk in six innings to lead SEMO to a season-opening 4-2 win over USA on Feb. 19. He moved to 2-1 in his career on opening day. Dodd got stronger as the game went along en route to nailing down his first win of 2021. He retired 12 of the last 13 hitters he faced before giving way to Bryce Grossius in the seventh. Dodd pitched back-to-back 1-2-3 innings in the fifth and sixth frames. The OVC Pitcher of the Week honor marks the third of Dodd's career and the OVC Player of the Week laurel is the second of Blazevec's time in a SEMO uniform.

Season 63

The 2021 campaign is Southeast Missouri's 63rd year of college baseball. The Redhawks are in their 30th season as an NCAA Division I program. SEMO is 1,392-1,136-10 all-time and 858-749-1 at the NCAA Division I level since the inception of its baseball program. The Redhawks have a 431-295-1 record in Ohio Valley Conference play. SEMO won five OVC regular-season titles (2002, 2014, 2015, 2016, 2021), three OVC Tournament crowns (1998, 2002, 2016) and made three NCAA Tournament appearances (1998, 2002, 2016) in program history.

Wilber and Dodd Earn Preseason All-OVC Honors

Junior shortstop Tyler Wilber and senior left-handed pitcher Dylan Dodd was named to this year's Preseason All-Ohio Valley Conference Team. Statistics were based on the 2019 campaign when determining the 16 players selected to the 2021 Preseason All-OVC squad. A native of Danville, Illinois, Dodd led SEMO with 77 strikeouts in 76 innings through 14 starts that year. He finished with four wins on the mound, second-most on the team. Dodd tied for eighth in the OVC in strikeouts. Wilber, who hails from Los Alamitos, California, led the league in batting average (.383) and on-base percentage (.480), while ranking third in doubles (19) and fifth in hits (80) in 55 starts during the 2019 season. He also scored 43 runs, had a team-high three triples and led the Redhawks with 40 RBI. For his efforts, Wilber garnered First-Team All-OVC accolades.

Wilber Ranked 17th Among D1Baseball's Top 100 Shortstops

D1Baseball rated Southeast Missouri junior Tyler Wilber 17th among its Top 100 shortstops in the nation. A native of Los Alamitos, California, Wilber was rated among D1Baseball's Top 40 junior hitters in 2020. He ranked second on the team with a .406 batting average in 17 starts during a shortened season due to COVID-19. Wilber led the Redhawks in runs (26), doubles (9), walks (11) and on-base percentage (.494). Wilber was atop the Ohio Valley Conference in runs scored and ranked second in doubles, total bases (48) and total plate appearances (85) when play was suspended. Nationally, he ranked second in runs scored, fourth in runs per game (1.53) and



ninth in total bases. UCLA's Matt McLain was tabbed as the No. 1 shortstop on this year's list.

2021 Roster

After all the uncertainties and challenges brought on by the COVID-19 pandemic, the NCAA Division I Council decided to allow schools to provide spring sport student-athletes an additional season of competition and an extension on their period of eligibility. Since everyone from 2020 redshirted, Southeast Missouri brings back over 60 percent of its roster. That said, the Redhawks 2021 squad consists of 38 players, including 19 returnees, six position starters and three starting pitchers.

Sawyers in Fifth Year

Andy Sawyers is in his fifth year as Southeast Missouri's head coach. Sawyers, who has been coaching college baseball for more than two decades, is 205-146 in his career as a head coach. That includes a 118-116 record and 65-55 Ohio Valley Conference mark as SEMO's skipper. He has led the Redhawks to one OVC regular-season title (2021), one OVC Tournament crown (2021) and one NCAA Tournament berth (2021). Sawyers' teams also made three OVC Tournament appearances (2017, 2018, 2021). SEMO's 30 victories in 2021 are currently the most in a season under Sawyers.

Pro Prospects Return

Shortstop Tyler Wilber, a First-Team All-Ohio Valley Conference selection in 2019, chose to remain at Southeast Missouri after turning down free agent offers from a couple of different professional teams last summer. Left-handed pitcher Dylan Dodd also decided to return after getting offers to play professionally.

Career Rankings

Tyler Wilber presently ranks third all-time among Southeast Missouri's career leaders with a .389 batting average. Wilber has the highest career batting average of any player during SEMO's NCAA Division I era (since 1992). Danny Wright is third in hit by pitch (35) and Connor Basler rates fourth in hit by pitch (30) and second in stolen bases (51). Dylan Dodd ranks third all-time in strikeouts (226) and strikeouts/9 innings (10.4).

Redhawks in the Major Leagues

A total of 10 Southeast Missouri players have gone on to play Major League Baseball. Presently, left-handed pitcher Joey Lucchesi, is the only former Redhawk on an active roster. Lucchesi, after spending three seasons with the San Diego Padres is in spring training with the New York Mets. He was traded to the Mets on Jan. 19. SEMO has had a total of 30 players drafted since 1966. Lucchesi is the highest draft pick out of the Redhawks baseball program when he went in the fourth round in 2018. Left-handed pitcher Galen McSpadden and first baseman Matt Tellor are SEMO's other two Top-10 draft picks. McSpadden was a sixth-round selection by the Padres and Tellor was a 10th-round pick by the Atlanta Braves in 2014.



2021 OVC Tournament Champions

JACKSON, Tenn. – Freshman right-hander Kyle Miller allowed only one run on two hits and notched a career-high 10 strikeouts in a complete game victory as top-seeded Southeast Missouri beat second-seeded Murray State (33-25), 10-1, in the Ohio Valley Conference winner-take-all final.

SEMO won the OVC Tournament for the first time since 2016 and claimed its fourth OVC Tournament crown in program history. The Redhawks also secured the league's automatic berth to the NCAA Tournament and make their fourth appearance in the 64-team field this year.

"It took five years to win a championship," said SEMO Head Coach Andy Sawyers. "I thought we had a great club last year when we didn't get to finish our season because of COVID. I am incredibly grateful for our seniors that came back and for our entire program to get to experience this. This team knows how to play and knows what it takes to win. It's been fun to watch them win games this year."

In his first career postseason start, Miller had his way with the Racers from start to finish. He retired 12 of the first 13 hitters he faced as MSU's only baserunner in that span reached on an error. Miller held the Racers scoreless through six innings of no-hit baseball until Bryson Bloomer's leadoff triple in the seventh. He also sat down 12-straight MSU hitters prior to that hit.

Offensively, SEMO gave Miller a big lead to work with when it scored three runs in the second inning, two more in the third and another five in the fourth.

After SEMO came up empty with the bases loaded and one out in the bottom of the first, the Redhawks took their first lead second inning.

Wade Stauss was hit by a pitch to start the Redhawks at-bat in the second inning. Peyton Leeper and Connor Basler each singled with Basler's hit scoring Stauss for the first run of the game. Basler and Leeper moved into scoring position on a double steal and touched home on a two-out single by Tyler Wilber to give SEMO a

3-0 lead. Wilber went over 100 RBI in his career with that base hit to left.

Andrew Keck was hit by a pitch, stole second and advanced to third on a groundout in the third inning. With two outs, Danny Sperling crushed a 1-1 pitch over the right field wall for his first career home run extending the Redhawks lead to 5-0.

SEMO continued to pour it on when it loaded the bases for the third time in the bottom of the fourth. Jevon Mason ripped a double to left center and Wilber walked. With two outs, Keck was hit by a pitch to put Redhawks at every base. After Alex Crump dropped a foul ball for what would have been the third out, SEMO made him pay.

Andrews delivered a two-RBI single down the right field line to score both Wilber and Mason, and Stauss doubled home Keck. Sperling's second hit of the game, a single to left, scored Stauss and Andrews to finish off the five-run inning that made the score 10-0 in favor of the Redhawks.

Miller improved to 4-2 this

season following his outstanding performance. He allowed just one walk against the 31 hitters he faced, as well. The start was Miller's fifth of the year and first since Mar. 27. He made 11 relief appearances before his postseason start today.

"The plan was to keep my fastball low all day and it worked," said Miller. "I could tell the whole team was confident in me and that helped me be confident in myself. The goal was to finish it out and I was able to do that."

SEMO pounded out 11 hits and tallied double-digit hits for the 23rd time in 2021.

Mason, Wilber and Sperling contributed two hits apiece to lead the way. Eight of the nine Redhawk starters scored. Sperling posted a career-high four RBI, as well.

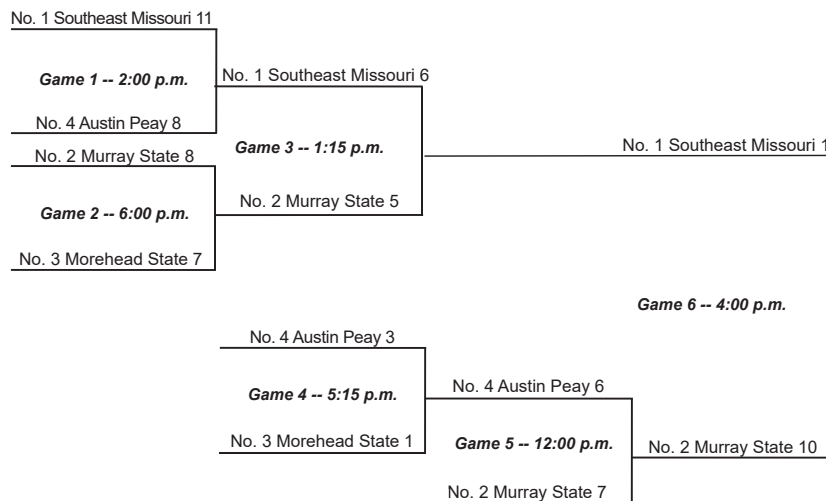
Wright, Mason, Stauss, Miller, Dylan Dodd and Peyton Leeper represented the Redhawks on the 2021 OVC All-Tournament Team. Additionally, Stauss was named the tournament's Most Valuable Player.



THURSDAY
Games 1 & 2

FRIDAY
Games 3 & 4

SATURDAY
Games 5 & 6



SUNDAY (GAME 7)	
No. 2 Murray State 1	
Game 7 -- 12:00 p.m.	No. 1 Southeast Missouri
No. 1 Southeast Missouri 10	TOURNAMENT CHAMPION

2021 OVC Baseball Championship
May 27-30 • Jackson, Tennessee



SOUTHEAST MISSOURI BASEBALL NOTES // NCAA OXFORD REGIONAL

2021 Southeast Missouri Baseball Austin Peay vs Southeast Missouri 05-27-21 at Jackson, Tenn. (Ballpark at Jackson)

Austin Peay 8 (22-32)

Player	ab	r	h	rbi	bb	so	po	a	lob
AVROS, Gino 3b	5	1	1	1	0	3	0	0	0
TIPLER, Malcolm 2b	5	1	1	0	0	1	2	5	0
SPAIN, Garrett cf	5	1	2	0	0	3	4	0	0
HEAD, Bobby 1b/ss	5	2	2	1	0	1	8	0	0
MCDONALD, John dh/1b	5	2	3	2	0	0	1	0	0
ALEXANDER, Jack c	5	1	3	3	0	1	4	1	0
FOREMAN, TJ lf/rf	4	0	1	1	1	2	0	2	0
BOLTON, John ss	3	0	0	0	0	2	0	2	2
DeLANCEY, Ty ph	1	0	0	0	0	0	0	2	
LUNA, Skyler rf	2	0	0	0	0	1	3	0	2
GUTHRIE, Knaje ph/lf	2	0	1	0	0	0	0	0	0
BROWN, Luke p	0	0	0	0	0	0	0	0	0
GOLLERT, Harley p	0	0	0	0	0	0	1	0	0
Totals	42	8	14	8	1	13	24	9	8

Southeast Missouri 11 (28-19)

Player	ab	r	h	rbi	bb	so	po	a	lob
MASON, Jevon lf	4	1	3	1	1	0	2	0	2
WILBER, Tyler ss	4	0	0	1	0	0	1	4	3
WRIGHT, Danny cf	5	2	3	1	0	1	0	0	0
KECK, Andrew rf	5	2	2	1	0	2	3	0	2
ANDREWS, Lincoln 1b	5	1	1	3	0	0	3	0	1
STAUSS, Wade c	4	3	3	3	1	0	13	0	0
SPEARLING, Danny dh	3	0	1	0	1	1	0	0	0
LEEPER, Peyton 3b	2	1	1	1	2	1	0	1	0
BASLER, Connor 2b	3	1	0	0	2	0	5	0	2
DODD, Dylan p	0	0	0	0	0	0	0	0	0
WILLIAMS, Austin p	0	0	0	0	0	0	0	0	0
MILLER, Kyle p	0	0	0	0	0	0	0	0	0
CISNEROS, Blake p	0	0	0	0	0	0	0	0	0
Totals	35	11	14	11	7	5	27	5	10

Score by Innings	1	2	3	4	5	6	7	8	9	R	H	E
Austin Peay	0	2	1	1	0	0	4	0	0	8	14	1
Southeast Missouri	1	1	5	0	0	3	1	0	X	11	14	2

E - FOREMAN, TJ(1); MASON, J.(5); WILBER, T.(9). DP - APSU 1; SEMO 1. LOB - APSU 8; SEMO 10. 2B - MCDONALD, J.(7); WRIGHT, D.(2); KECK, A.(9); STAUSS, W.(6); LEEPER, P.(9). HR - AVROS, G.(5); ALEXANDER, J.(6); ANDREWS, L.(3); STAUSS, W. 2(13). SH - WILBER, T.(3); SPEARLING, D.(1). SF - LEEPER, P.(2).

Austin Peay	ip	h	r	er	bb	so	ab	bf	np
BROWN, Luke	2.1	10	7	7	2	1	16	19	61
GOLLERT, Harley	5.2	4	4	4	5	4	19	26	96

Southeast Missouri	ip	h	r	er	bb	so	ab	bf	np
DODD, Dylan	6.2	9	7	6	0	11	31	31	119
WILLIAMS, Austin	0.0	2	1	1	0	0	2	2	9
MILLER, Kyle	1.2	3	0	0	1	1	7	8	32
CISNEROS, Blake	0.2	0	0	0	0	1	2	2	5

Win - DODD, D. (9-1). Loss - BROWN, L. (4-2). Save - CISNEROS, B. (2).

Pitches/strikes: BROWN, L. 61/42; GOLLERT, H. 96/58; DODD, D. 119/85; WILLIAMS, A. 9/4; MILLER, K. 32/23; CISNEROS, B. 5/4.

Umpires - HP: Cedric Coleman 1B: Will Posey 2B: Travis Rose 3B: Alex Ransom

Start: 2:04 PM Time: 2:55 Attendance: 822

Weather: 82, Fair, Wind SW3

Game notes:

2021 OVC Baseball Championship - Game 1

Southeast Missouri advances to Game 3 at 11 a.m., Friday

Austin Peay will play in Game 4 at 3 p.m., Friday

WILLIAMS, A. faced 2 batters in the 7th.

2021 Southeast Missouri Baseball Murray State vs Southeast Missouri 05-28-21 at Jackson, Tenn. (Ballpark at Jackson)

Murray State 5 (31-24)

Player	ab	r	h	rbi	bb	so	po	a	lob
SLUNDER, J. cf	5	0	2	0	0	1	3	0	2
BLOOMER, B. 3b	5	1	1	0	0	1	0	2	1
ANDERSON, B. rf	5	0	1	0	0	1	0	1	0
COZART, J. 2b	4	1	1	1	0	1	5	0	0
PERKINS, R. lf	4	1	2	0	1	0	2	0	0
CRUMP, A. c	5	2	2	1	0	0	8	1	1
MCCULLOUGH dh	4	0	2	1	0	0	0	2	
WOOSLEY, T. 1b	4	0	2	1	0	1	8	0	1
HUDLESON, D. ss	3	0	1	0	1	1	2	2	
GARDNER, Sa p	0	0	0	0	0	0	0	0	0
JONES, J. p	0	0	0	0	0	0	0	0	0
WHALEY, A. p	0	0	0	0	0	0	1	0	0
WENNINGER, J. p	0	0	0	0	0	0	0	0	0
Totals	39	5	14	4	2	5	24	11	10

Southeast Missouri 6 (29-19)

Player	ab	r	h	rbi	bb	so	po	a	lob
MASON, Jevon lf	4	2	2	3	1	1	0	0	2
WILBER, Tyler ss	3	1	1	1	0	0	6	6	0
WRIGHT, Danny cf	4	0	3	0	1	0	0	0	0
KECK, Andrew rf	5	0	1	1	0	1	0	0	0
ANDREWS, Lincoln 1b	5	0	0	0	0	2	10	0	5
STAUSS, Wade c	4	1	2	1	0	1	5	0	2
SPEARLING, Danny dh	4	0	0	0	0	0	0	0	0
LEEPER, Peyton 3b	3	1	2	0	1	1	4	2	0
BASLER, Connor 2b	4	1	1	0	0	1	2	3	2
GROSSIUS, Bryce p	0	0	0	0	0	0	0	1	0
CISNEROS, Blake p	0	0	0	0	0	0	0	0	0
WILLIAMS, Austin p	0	0	0	0	0	0	0	0	0
Totals	36	6	12	6	3	7	27	12	11

Score by Innings	1	2	3	4	5	6	7	8	9	R	H	E
Murray State	0	1	0	1	0	2	1	0	0	5	14	2
Southeast Missouri	1	0	0	0	0	1	0	4	X	6	12	0

E - BLOOMER, B.(14); CRUMP, A.(6). DP - MUR 1; SEMO 1. LOB - MUR 10; SEMO 11. 2B - WOOSLEY, T.(7); MASON, J.(12); WRIGHT, D. 2(4); BASLER, C.(6). 3B - CRUMP, A.(1). HR - COZART, J.(18); MASON, J.(2); STAUSS, W.(14). HBP - COZART, J.; WILBER, T.. SB - BLOOMER, B.(2); MCCULLOUGH(6); HUDLESON, D.(4); LEEPER, P.(5). Reached on CI - WILBER, T..

Murray State	ip	h	r	er	bb	so	ab	bf	np
GARDNER, Sa	5.0	7	2	2	2	5	22	24	82
JONES, J.	1.0	0	0	0	1	2	4	6	25
WHALEY, A.	1.2	3	3	3	0	0	7	7	26
WENNINGER, J	0.1	2	1	0	0	0	3	4	14

Southeast Missouri	ip	h	r	er	bb	so	ab	bf	np
GROSSIUS, Bryce	5.1	9	4	4	1	3	23	24	67
CISNEROS, Blake	1.0	3	1	1	1	1	6	8	30
WILLIAMS, Austin	2.2	2	0	0	0	1	10	10	48

Win - WILLIAMS, A. (2-3). Loss - WENNINGER, J (4-5). Save - None.

WP - JONES, J.(7); WILLIAMS, A.(8). HBP - by CISNEROS, B. (COZART, J.); by JONES, J. (WILBER, T.). PB - CRUMP, A.(4). CI - CRUMP, A.. Pitches/strikes: GARDNER, Sa 82/55; JONES, J. 25/13; WHALEY, A. 26/16; WENNINGER, J 14/11; GROSSIUS, B. 67/47; CISNEROS, B. 30/16; WILLIAMS, A. 48/31.

Umpires - HP: Will Posey 1B: Aaron Davis 2B: Alex Ransom 3B: Brandon Bennett

Start: 1:15 PM Time: 3:01 Attendance: 538

Weather: 77, Mostly Cloudy, Wind W12

GARDNER, Sa faced 1 batter in the 6th.

JONES, J. faced 2 batters in the 7th.

2021 Southeast Missouri Baseball Murray State vs Southeast Missouri 05-29-21 at Jackson, Tenn. (Ballpark at Jackson)

Murray State 10 (33-24)

Player	ab	r	h	rbi	bb	so	po	a	lob
SLUNDER, J. cf	4	1	0	0	2	1	2	0	3
BLOOMER, B. 3b	4	1	1	4	1	0	0	0	0
ANDERSON, B. rf	4	0	1	1	1	2	2	0	0
COZART, J. 2b	4	0	1	0	1	0	1	4	3
PERKINS, R. lf	4	1	0	0	1	1	3	0	3
CRUMP, A. c	4	3	2	0	0	2	11	0	0
MCCULLOUGH dh	5	2	4	1	0	1	0	0	0
WOOSLEY, T. 1b	3	1	1	3	2	1	6	0	0
HUDLESON, D. ss	4	1	0	0	1	2	2	2	0
POGUE, M. p	0	0	0	0	0	0	1	0	0
PENNINGTON, J. p	0	0	0	0	0	0	0	0	0
Totals	36	10	10	9	9	10	27	7	9

Southeast Missouri 1 (29-20)

Player	ab	r	h	rbi	bb	so	po	a	lob
MASON, Jevon lf	3	0	1	1	2	1	0	0	1
WILBER, Tyler ss	4	0	0	0	0	0	0	1	2
WRIGHT, Danny cf	4	0	1	0	0	3	3	0	3
KECK, Andrew rf	4	0	0	0	0	1	4	1	2
ANDREWS, Lincoln 1b	4	0	0	0	0	0	6	1	0
STAUSS, Wade c	4	0	0	0	0	2	9	1	0
SPEARLING, Danny dh	4	1	2	0	0	1	0	0	0
LEEPER, Peyton 3b	2	0	1	0	1	1	0	0	0
BASLER, Connor 2b	4	0	2	0	0	2	3	3	2
RALLS, Hunter p	0	0	0	0	0	0	1	1	0
RAUSCH, Fischer p	0	0	0	0	0	0	0	0	0
MCCABE, Brandon p	0	0	0	0	0	0	0	0	0
PEREGO, Matt p	0	0	0	0	0	0	0	0	0
VOGT, Ryan p	0	0	0	0	0	0	0	0	0
Totals	33	1	7	1	3	11	27	9	9

Score by Innings	1	2	3	4	5	6	7	8	9	R	H	E
Murray State	0	1	0	5	0	1	2	0	1	10	10	2
Southeast Missouri	0	0	0	0	0	0	1	0	0	1	7	0

E - BLOOMER, B.(16); CRUMP, A.(7). DP - MUR 2; SEMO 1. LOB - MUR 9; SEMO 9. 2B - MCCULLOUGH 2(7); SPEARLING, D.(2); LEEPER, P.(10). 3B - WOOSLEY, T.(1). HR - BLOOMER, B.(10). HBP - CRUMP, A.; LEEPER, P..

Murray State	ip	h	r	er	bb	so	ab	bf	np
POGUE, M.	4.0	3	0	0	3	5	15	18	79
PENNINGTON, J	5.0	4	1	1	0	6	18	19	74

Southeast Missouri	ip	h	r	er	bb	so	ab	bf	np
RALLS, Hunter	3.2	5	5	5	3	4	16	19	64
RAUSCH, Fischer	1.2	1	2	2	1	4	6	7	29
MCCABE, Brandon	0.1	0	0	0	3	1	1	4	20
PEREGO, Matt	1.1	3	2	2	0	1	7	7	24
VOGT, Ryan	2.0	1	1	1	2	0	6	9	27

Win - PENNINGTON, J (5-2). Loss - RALLS, H. (3-2). Save - None.

WP - POGUE, M.(1); RALLS, H.(5); MCCABE, B.(3). HBP - by PENNINGTON, J (LEEPEER, P.); by VOGT, R. (CRUMP, A.).

Pitches/strikes: POGUE, M. 79/51; PENNINGTON, J 74/52; RALLS, H. 64/39; RAUSCH, F. 29/16; MCCABE, B. 20/7; PEREGO, M. 24/18; VOGT, R. 27/13.

Umpires - HP: Alex Ransom 1B: Brandon Bennett 2B: Aaron Davis 3B: Matthew Wilbanks

Start: 4:54 PM Time: 3:11 Attendance: 422

Weather: 57, Overcast, Wind N7

Game notes:

2021 OVC Baseball Championship - Game 6

Murray State forces winner-take-all Game 7 vs. Southeast Missouri

at noon, Sunday.

POGUE, M. faced 2 batters in the 5th.

2021 Southeast Missouri Baseball Murray State vs Southeast Missouri 05-30-21 at Jackson, Tenn. (Ballpark at Jackson)

Murray State 1 (33-25)

Player	ab	r	h	rbi	bb	so	po	a	lob
SLUNDER, J. cf	4	0	0	0	0	1	1	0	2
BLOOMER, B. 3b	4	1	1	0	0	3	2	1	0
ANDERSON, B. rf	4	0	0	0	0	2	0	0	
COZART, J. 2b	4	0	1	1	0	1	2	3	0
PERKINS, R. lf	3	0	0	0	0	0	0	0	0
CRUMP, A. c	3	0	0	0	2	9	0	1	
MCCULLOUGH dh	3	0	0	0	1	0	0	0	
WOOSLEY, T. 1b	2	0	0	0	1	4	1	0	
SCHAD, W. ph/1b	1	0	0	0	0	0	0	0	
HUDLESON, D. ss	1	0	0	0	1	3	1	0	
HOLLY, J. ph/ss	0	0	0	0	1	0	0	0	
BURNS, S. p	0	0	0	0	0	0	0	0	
JONES, J. p	0	0	0	0	0	1	0	0	
NARANJO, J. p	0	0	0	0	0	0	0	0	
WHALEY, A. p	0	0	0	0	0	0	0	0	
Totals	29	1	2	1	11	20	24	6	3



**2021 Southeast Missouri Baseball
Overall Statistics for Southeast Missouri (as of May 30, 2021)
(OVC Tournament Sorted by Batting avg)**

Record: 3-1 Home: 0-0 Away: 0-0 Neutral: 3-1 OVC: 0-0

Player	avg	gp-gs	ab	r	h	2b	3b	hr	rbi	tb	slg%	bb	hp	so	gdp	ob%	sf	sh	sb-att	po	a	e	fld%
1 MASON, Jevon	.500	4-4	16	4	8	3	0	1	5	14	.875	4	0	4	0	.600	0	0	0-0	3	0	1	.750
16 LEEPER, Peyton	.455	4-4	11	3	5	2	0	0	1	7	.636	4	1	4	0	.588	1	0	2-2	6	4	0	1.000
19 WRIGHT, Danny	.444	4-4	18	2	8	3	0	0	1	11	.611	1	0	6	1	.474	0	0	0-0	5	0	0	1.000
13 STAUSS, Wade	.400	4-4	15	6	6	2	0	3	5	17	1.133	1	1	5	0	.471	0	0	0-0	38	1	0	1.000
14 SPERLING, Danny	.333	4-4	15	2	5	1	0	1	4	9	.600	1	0	2	0	.375	0	1	0-0	0	0	0	.000
2 BASLER, Connor	.267	4-4	15	3	4	1	0	0	1	5	.333	2	0	4	0	.353	0	0	1-1	10	8	0	1.000
9 WILBER, Tyler	.231	4-4	13	2	3	0	0	0	4	3	.231	3	1	0	2	.412	0	1	0-0	9	12	1	.955
12 KECK, Andrew	.188	4-4	16	4	3	1	0	0	2	4	.250	1	2	5	2	.316	0	0	1-1	10	1	0	1.000
10 ANDREWS, Lincoln	.111	4-4	18	2	2	0	0	1	5	5	.278	0	0	2	1	.111	0	0	0-0	26	1	1	.964
Totals	.321	4	137	28	44	13	0	6	28	75	.547	17	5	32	6	.413	1	2	4-4	108	29	3	.979
Opponents	.274	4	146	24	40	5	3	4	22	63	.432	13	2	38	3	.342	0	1	3-3	99	33	6	.957

LOB - Team (36), Opp (30). DP's turned - Team (3), Opp (6). CI - Team (0), Opp (1).

(OVC Tournament Sorted by Earned run avg)

Player	era	w-l	app	gs	cg	sho	sv	ip	h	r	er	bb	so	2b	3b	hr	b/avg	wp	hp	bk	sfa	sha
34 MCCABE, Brandon	0.00	0-0	1	0	0	0/0	0	0.1	0	0	0	3	1	0	0	0	.000	1	0	0	0	0
7 MILLER, Kyle	0.84	1-0	2	1	1	0/0	0	10.2	5	1	1	2	11	1	1	0	.139	0	0	0	0	1
27 WILLIAMS, Austin	3.38	1-0	2	0	0	0/0	0	2.2	4	1	1	0	1	1	0	0	.333	1	0	0	0	0
20 VOGT, Ryan	4.50	0-0	1	0	0	0/0	0	2.0	1	1	1	2	0	0	0	0	.167	0	1	0	0	0
31 CISNEROS, Blake	5.40	0-0	2	0	0	0/0	1	1.2	3	1	1	1	2	0	0	0	.375	0	1	0	0	0
33 GROSSIUS, Bryce	6.75	0-0	1	1	0	0/0	0	5.1	9	4	4	1	3	1	1	1	.391	0	0	0	0	0
25 DODD, Dylan	8.10	1-0	1	1	0	0/0	0	6.2	9	7	6	0	11	0	0	2	.290	0	0	0	0	0
24 RAUSCH, Fischer	10.80	0-0	1	0	0	0/0	0	1.2	1	2	2	1	4	0	0	1	.167	0	0	0	0	0
37 RALLS, Hunter	12.27	0-1	1	1	0	0/0	0	3.2	5	5	5	3	4	1	0	0	.313	1	0	0	0	0
44 PEREGO, Matt	13.50	0-0	1	0	0	0/0	0	1.1	3	2	2	0	1	1	1	0	.429	0	0	0	0	0
Totals	5.75	3-1	4	4	1	0/0	1	36.0	40	24	23	13	38	5	3	4	.274	3	2	0	0	1
Opponents	6.00	1-3	4	4	0	0/0	0	33.0	44	28	22	17	32	13	0	6	.321	3	5	0	1	2

PB - Team (0), Opp (1). Pickoffs - Team (1), GROSSIUS, B. 1. SBA/ATT - STAUSS, W. (3-3), CISNEROS, B. (2-2), WILLIAMS, A. (1-1).



SOUTHEAST MISSOURI BASEBALL NOTES // NCAA OXFORD REGIONAL

No.	Name	Pos.	Ht.	Wt.	Cl.	B/T	Hometown (High School/College)
00	Jeb Callaghan	LHP	6-1	222	Jr.	L/L	Yakima, Wash. (Naches Valley/George Washington)
1	Jevon Mason	OF	5-11	202	So.	R/R	West Des Moines, Iowa (West Des Moines Valley/Iowa Western CC)
2	Connor Basler	INF	6-1	183	Sr.	R/R	Ste. Genevieve, Mo. (Valle Catholic)
4	Braxton Zivic	OF	5-9	183	So.	R/R	Magnolia, Del. (Atlantic Shores Christian/Rend Lake College)
5	Noah Jacobsen	OF	6-1	200	Fr.	R/R	Potosi, Mo. (Potosi)
7	Kyle Miller	RHP	6-2	210	Fr.	R/R	Eureka, Mo. (Eureka)
8	Ty Stauss	UT	5-10	190	Fr.	L/R	Wildwood, Mo. (Lafayette)
9	Tyler Wilber	INF	6-3	225	Jr.	R/R	Los Alamitos, Calif. (Los Alamitos/Long Beach City College)
10	Lincoln Andrews	INF	6-4	228	Fr.	L/R	Canon City, Colo. (Canon City)
11	Rance Pittman	RHP	6-1	196	Jr.	R/R	West Linn, Ore. (West Linn/Lower Columbia College)
12	Andrew Keck	C	6-3	220	So.	R/R	St. Louis, Mo. (St. John Vianney)
13	Wade Stauss	C	6-2	225	R-So.	L/R	Wildwood, Mo. (Lafayette)
14	Danny Sperling	INF	6-1	188	So.	L/R	Wauconda, Ill. (Wauconda/McHenry County College)
15	Joseph Karall	RHP	6-2	218	So.	R/R	St. Albert, Alberta, Canada (Bellerose Composite/Cloud County CC)
16	Peyton Leeper	UT	5-11	200	Fr.	S/R	Mokane, Mo. (South Callaway)
17	Jon Sawyers	LHP	6-0	183	Fr.	L/L	Chesapeake, Va. (Atlantic Shores Christian/Rend Lake College)
18	Noah Niznik	LHP	5-11	196	So.	L/L	St. Louis, Mo. (St. John Vianney)
19	Danny Wright	OF	5-11	180	Sr.	S/R	Dardenne Prairie, Mo. (Fort Zumwalt West)
20	Ryan Vogt	RHP	6-4	220	So.	R/R	Ava, Ill. (Trico/McKendree University)
21	Josh Hoffmann	LHP	5-10	200	So.	L/L	Ballwin, Mo. (Parkway South/Southeastern CC (IA)
22	Austin Blazevec	INF	6-2	203	Sr.	L/R	Plainfield, Ill. (Plainfield Central/Kaskaskia College)
23	Brett Graber	OF	6-0	190	So.	R/R	Sacramento, Calif. (Capital Christian School/Cosumnes River College)
24	Fischer Rausch	RHP	6-5	237	Fr.	R/R	St. Louis, Mo. (Valley Park)
25	Dylan Dodd	LHP	6-3	210	Sr.	L/L	Danville, Ill. (Bismarck-Henning/Kankakee CC)
26	Collin Wilma	RHP	6-4	190	Fr.	R/R	Tinley Park, Ill. (Tinley Park)
27	Austin Williams	RHP	6-3	210	Jr.	R/R	Judsonia, Ark. (White County Central/Three Rivers CC)
28	Anthony Klein	RHP	6-1	225	Fr.	R/R	St. Louis, Mo. (Parkway Central)
30	Adonis Forte	OF	5-11	182	Fr.	L/L	Omaha, Neb. (Omaha Central)
31	Blake Cisneros	LHP	6-1	208	So.	L/L	Fenton, Mo. (Rockwood Summit)
32	Connery O'Donnell	RHP	6-3	212	So.	R/R	Milliken, Colo. (Roosevelt/Garden City CC)
33	Bryce Grossius	RHP	6-1	210	So.	R/R	St. Louis, Mo. (St. Mary's)
34	Brandon McCabe	RHP	6-0	215	So.	R/R	Boynton, Fla. (Trinity Christian Adademy/Rend Lake College)
35	Ryan Malzahn	OF	6-4	203	Fr.	R/R	O'Fallon, Mo. (Living Word Christian)
36	Joey Kossina	LHP	6-2	203	Fr.	L/L	Belleville, Ill. (Belleville West)
37	Hunter Ralls	RHP	6-3	190	So.	R/R	Anna, Ill. (Jonesboro)
38	Hayden Malenfant	RHP	6-2	197	Jr.	R/R	Whitby, Ontario (Sinclair Secondary/Southeastern CC (IA)
44	Matt Perego	RHP	6-7	252	So.	R/R	Ballwin, Mo. (Parkway West/John A. Logan College)
55	Noah Stone	RHP	6-8	283	So.	R/R	St. Louis, Mo. (Lutheran South/Three Rivers CC)

Coaches & Staff

- 3 Andy Sawyers, Head Coach (Fifth Year)
- 35 Matthew Kinney, Assistant Coach (Fourth Year)
- 6 Michael Cavazos, Volunteer Assistant (Second Year)
- Trevor Ezell, Director of Offensive Player Development (First Year)
- Drew Millwood, Director of Analytics (First Year)
- Brian Robbette, Strength & Conditioning
- Mike Patke, Athletic Trainer
- Connor Rooney, Manager
- Connor Martin, Manager
- Ben Kouba, Manager
- Evan Gray, Manager

Pronunciations

- Connor Basler BOZ-ler
- Austin Blazevec blaze-uh-vick
- Jeb Callaghan callahan (g is silent)
- Blake Cisneros sis-narrows
- Adonis Forte for-TAY
- Bryce Grossius grocius (like grocery)
- Joseph Karall carroll
- Joey Kossina CUSS-ee-nuh
- Jevon Mason JUH-von
- Noah Niznik nez-nick
- Matt Perego purr-ay-go
- Ty Stauss stauss (sounds like house)
- Wade Stauss stauss (sounds like house)
- Ryan Vogt vogue




No.	Name	Pos.	Ht.	Wt.	Cl.	B/T	Hometown (High School/College)
10	Lincoln Andrews	INF	6-4	228	Fr.	L/R	Canon City, Colo. (Canon City)
2	Connor Basler	INF	6-1	183	Sr.	R/R	Ste. Genevieve, Mo. (Valle Catholic)
22	Austin Blazevec	INF	6-2	203	Sr.	L/R	Plainfield, Ill. (Plainfield Central/Kaskaskia College)
00	Jeb Callaghan	LHP	6-1	222	Jr.	L/L	Yakima, Wash. (Naches Valley/George Washington)
31	Blake Cisneros	LHP	6-1	208	So.	L/L	Fenton, Mo. (Rockwood Summit)
25	Dylan Dodd	LHP	6-3	210	Sr.	L/L	Danville, Ill. (Bismarck-Henning/Kankakee CC)
30	Adonis Forte	OF	5-11	182	Fr.	L/L	Omaha, Neb. (Omaha Central)
23	Brett Graber	OF	6-0	190	So.	R/R	Sacramento, Calif. (Capital Christian School/Cosumnes River College)
33	Bryce Grossius	RHP	6-1	210	So.	R/R	St. Louis, Mo. (St. Mary's)
21	Josh Hoffmann	LHP	5-10	200	So.	L/L	Ballwin, Mo. (Parkway South/Southeastern CC (IA)
5	Noah Jacobsen	OF	6-1	200	Fr.	R/R	Potosi, Mo. (Potosi)
15	Joseph Karall	RHP	6-2	218	So.	R/R	St. Albert, Alberta, Canada (Bellerose Composite/Cloud County CC)
12	Andrew Keck	C	6-3	220	So.	R/R	St. Louis, Mo. (St. John Vianney)
28	Anthony Klein	RHP	6-1	225	Fr.	R/R	St. Louis, Mo. (Parkway Central)
36	Joey Kossina	LHP	6-2	203	Fr.	L/L	Belleville, Ill. (Belleville West)
16	Peyton Leeper	UT	5-11	200	Fr.	S/R	Mokane, Mo. (South Callaway)
38	Hayden Malenfant	RHP	6-2	197	Jr.	R/R	Whitby, Ontario (Sinclair Secondary/Southeastern CC (IA)
35	Ryan Malzahn	OF	6-4	203	Fr.	R/R	O'Fallon, Mo. (Living Word Christian)
1	Jevon Mason	OF	5-11	202	So.	R/R	West Des Moines, Iowa (West Des Moines Valley/Iowa Western CC)
34	Brandon McCabe	RHP	6-0	215	So.	R/R	Boynton, Fla. (Trinity Christian Adademy/Rend Lake College)
7	Kyle Miller	RHP	6-2	210	Fr.	R/R	Eureka, Mo. (Eureka)
18	Noah Niznik	LHP	5-11	196	So.	L/L	St. Louis, Mo. (St. John Vianney)
32	Connery O'Donnell	RHP	6-3	212	So.	R/R	Milliken, Colo. (Roosevelt/Garden City CC)
44	Matt Perego	RHP	6-7	252	So.	R/R	Ballwin, Mo. (Parkway West/John A. Logan College)
11	Rance Pittman	RHP	6-1	196	Jr.	R/R	West Linn, Ore. (West Linn/Lower Columbia College)
37	Hunter Ralls	RHP	6-3	190	So.	R/R	Anna, Ill. (Jonesboro)
24	Fischer Rausch	RHP	6-5	237	Fr.	R/R	St. Louis, Mo. (Valley Park)
17	Jon Sawyers	LHP	6-0	183	Fr.	L/L	Chesapeake, Va. (Atlantic Shores Christian/Rend Lake College)
14	Danny Sperling	INF	6-1	188	So.	L/R	Wauconda, Ill. (Wauconda/McHenry County College)
8	Ty Stauss	UT	5-10	190	Fr.	L/R	Wildwood, Mo. (Lafayette)
13	Wade Stauss	C	6-2	225	R-So.	L/R	Wildwood, Mo. (Lafayette)
55	Noah Stone	RHP	6-8	283	So.	R/R	St. Louis, Mo. (Lutheran South/Three Rivers CC)
20	Ryan Vogt	RHP	6-4	220	So.	R/R	Ava, Ill. (Trico/McKendree University)
9	Tyler Wilber	INF	6-3	225	Jr.	R/R	Los Alamitos, Calif. (Los Alamitos/Long Beach City College)
27	Austin Williams	RHP	6-3	210	Jr.	R/R	Judsonia, Ark. (White County Central/Three Rivers CC)
26	Collin Wilma	RHP	6-4	190	Fr.	R/R	Tinley Park, Ill. (Tinley Park)
19	Danny Wright	OF	5-11	180	Sr.	S/R	Dardenne Prairie, Mo. (Fort Zumwalt West)
4	Braxton Zivic	OF	5-9	183	So.	R/R	Magnolia, Del. (Atlantic Shores Christian/Rend Lake College)

Roster Breakdown

Total Squad Members	38
Seniors	4
Juniors	5
Sophomores	17
Freshmen	12
Newcomers	19
Position Starters Returning/Lost	6/3
Starting Pitchers Returning/Lost	3/1



SOUTHEAST MISSOURI BASEBALL NOTES // NCAA OXFORD REGIONAL



Jeb Callaghan

LHP / 6-1 / 222 / Jr. / L/L
Yakima, Wash.



Jevon Mason

OF / 5-11 / 202 / So. / R/R
West Des Moines, Iowa




Connor Basler

INF / 6-1 / 183 / Sr. / R/R
Ste. Genevieve, Mo.



Braxton Zivic

OF / 5-9 / 183 / So. / R/R
Magnolia, Del.



Noah Jacobsen

OF / 6-1 / 200 / Fr. / R/R
Potosi, Mo.




Kyle Miller

RHP / 6-2 / 210 / Fr. / R/R
Eureka, Mo.




Ty Stauss

UT / 5-10 / 190 / Fr. / L/R
Wildwood, Mo.




Tyler Wilber

INF / 6-3 / 225 / Jr. / R/R
Los Alamitos, Calif.




Lincoln Andrews

INF / 6-4 / 228 / Fr. / L/R
Canon City, Colo.




Rance Pittman

RHP / 6-1 / 196 / Jr. / R/R
West Linn, Ore.




Andrew Keck

C / 6-3 / 220 / So. / R/R
St. Louis, Mo.




Wade Stauss

C / 6-2 / 225 / R-So. / L/R
Wildwood, Mo.




Danny Sperling

INF / 6-1 / 188 / So. / L/R
Wauconda, Ill.




Joseph Karall

RHP / 6-2 / 218 / So. / R/R
St. Albert, Alberta, Canada




Peyton Leeper

UT / 5-11 / 200 / Fr. / S/R
Mokane, Mo.



Jon Sawyers

LHP / 6-0 / 183 / Fr. / L/L
Magnolia, Del.




Noah Niznik

LHP / 5-11 / 196 / So. / L/R
St. Louis, Mo.




Danny Wright

OF / 5-11 / 180 / Sr. / S/R
Dardenne Prairie, Mo.




Ryan Vogt

RHP / 6-4 / 220 / So. / R/R
Ava, Ill.




Josh Hoffmann

LHP / 5-10 / 200 / So. / L/L
Ballwin, Mo.



Austin Blazevec

INF / 6-2 / 203 / Sr. / L/R
Plainfield, Ill.




Brett Graber

OF / 6-0 / 190 / So. / R/R
Sacramento, Calif.




Fischer Rausch

RHP / 6-5 / 237 / Fr. / R/R
St. Louis, Mo.




Dylan Dodd

LHP / 6-3 / 210 / Sr. / L/L
Danville, Ill.



Collin Wilma

RHP / 6-4 / 190 / Fr. / R/R
Tinley Park, Ill.




Austin Williams
RHP / 6-3 / 210 / Jr. / R/R
Judsonia, Ark.




Anthony Klein
RHP / 6-1 / 225 / Fr. / R/R
St. Louis, Mo.



Adonis Forte
OF / 5-11 / 182 / Fr. / L/L
Omaha, Neb.




Blake Cisneros
LHP / 6-1 / 208 / So. / L/L
Fenton, Mo.




Connery O'Donnell
RHP / 6-3 / 212 / So. / R/R
Milliken, Colo.




Bryce Grossius
RHP / 6-1 / 210 / So. / R/R
St. Louis, Mo.




Brandon McCabe
RHP / 6-0 / 215 / So. / R/R
Boynton, Fla.



Ryan Malzahn
OF / 6-4 / 203 / Fr. / R/R
O'Fallon, Mo.



Joey Kossina
LHP / 6-2 / 203 / Fr. / L/L
Belleville, Ill.



Hunter Ralls
RHP / 6-3 / 190 / So. / R/R
Anna, Ill.



Hayden Malenfant
RHP / 6-2 / 197 / Jr. / R/R
Whitby, Ontario



Matt Perego
RHP / 6-7 / 252 / So. / R/R
Ballwin, Mo.




Noah Stone
RHP / 6-8 / 283 / So. / R/R
St. Louis, Mo.




Andy Sawyers
Head Coach
Fifth Year




Matthew Kinney
Assistant Coach
Fourth Year



Michael Cavazos
Volunteer Assistant
Second Year



Trevor Ezell
Director of Offensive Player
Development / First Year



Drew Millwood
Director of Analytics
First Year




Connor Rooney
Manager



Connor Martin
Manager




Ben Kouba
Manager



Evan Gray
Manager



Mike Patke
Athletic Trainer



Brian Robbett
Strength & Conditioning



ANDY SAWYERS

HEAD COACH

FIFTH YEAR // NEBRASKA, 1998

Andy Sawyers enters his fifth year as Southeast Missouri's head coach in 2021.

SEMO had an overall record of 9-8 and a 2-1 mark in Ohio Valley Conference play when its 2020 season was abruptly cut short due to a global COVID-19 pandemic. The Redhawks heated up to win seven of nine contests prior to the end of competition.

The Redhawks led the OVC in batting average (.314), hits (188), triples (9), plate appearances (707), at-bats (598), hit by pitch (26), stolen bases (36), fewest walks allowed (54) and fielding percentage (.976), and rated second in slugging percentage (.503), on-base percentage (.404), runs (129), RBI (121) and home runs (21) at the time their 2020 campaign came to a close. SEMO also ranked among the top 10 teams in the nation in hits

(6th) and triples (8th).

Individually, Justin Dirden led the conference in slugging percentage (.900), RBI (26), home runs (9), hits (29), total bases (63) and stolen bases (9) before signing as an undrafted free agent with the Houston Astros.

Shortstop Tyler Wilber topped the OVC in runs (26) and center fielder Danny Wright tied a league-high with 29 hits when play was suspended.

Pitching wise, left-handers Dylan Dodd (2-1, 36 Ks) and Noah Niznik (3-0, 15 Ks) were a combined 5-1 with 51 strikeouts and two complete game shutouts through four starts in 2020.

Nineteen returnees are back for Sawyers to mentor again this spring as the Redhawks return over 60 percent of last year's roster.

None of those players lost any

eligibility after the COVID-19 pandemic influenced the NCAA Division I Council's decision to allow schools to provide spring-sport student-athletes an additional season of competition and an extension on their period of eligibility.

Before they took the field last spring, the Redhawks ushered in a state-of-the-art hitting facility adjacent to Capaha Field. The 4,000-square foot facility can fit up to four batting cages and is equipped with portable pitching mounds. It also had HitTrax Rapsodo technology which is used to enhance overall player performance through real-time stats and performance metrics.

In Sawyers' last full season of competition, SEMO went 23-32 during an injury-riddled 2019 campaign. The Redhawks played without five of their position starters for much of the season.

Despite the misfortune with injuries, SEMO had a pair of All-OVC performers in Wilber and Niznik.

A First-Team selection, Wilber led the OVC with a .383 batting average and was the Redhawks leader in hits (80) doubles (19), triples (3), RBI (40), slugging percentage (.531) and on-base percentage (.480).

Niznik, who landed a spot on the All-Newcomer Team, started 13 games as a freshman. He led the team with a 3.63 ERA, ranked second in innings (62) and third in both strikeouts (49) and wins (3).

The year before that, Sawyers guided the 2018 squad to the program's 13th consecutive OVC Tournament berth as the Redhawks finished 27-30 overall and second in the conference with a 20-10 record.

That team produced three First-Team All-OVC performers,



including Carlos Vega, Trevor Ezell and Dirden.

Sawyers was hired as the sixth head coach in program history on July 29, 2016.

In his first year as an NCAA Division I head coach in 2017, Sawyers led the Redhawks to a winning season (29-26 overall, 16-14 OVC). He also picked up his first career OVC Tournament win along the way.

First-Team pick Dan Holst, Second-Team selections Brian Lees, Chris Osborne, Justin Murphy and Clay Chandler, and All-Newcomer Team member Danny Wright formed a group of six All-OVC players in Sawyers' debut season as a Division I head coach.

In all, Sawyers has two decades worth of collegiate coaching experience.

Prior to arriving in Cape Girardeau, he worked two seasons as the Associate Head Coach/Offensive Coordinator at Big 12 Conference member Kansas State. There, Sawyers oversaw the hitters and catchers, while helping coordinate recruiting efforts.

Sawyers has coached in two College World Series, two NCAA Super Regionals and eight NCAA Tournaments during his coaching tenure. He has mentored 39 Major League Baseball draft picks, including two first-round selections and eight top-10 round picks.

The Wildcats ranked fourth in the Big 12 offensively with a .284 team batting average in 2016. K-State's offense registered a .400 slugging percentage and .372 on-base percentage, scored 335 runs, had 550 hits, belted 100 doubles, notched 17 triples, and finished with 30 home runs

and 300 RBI.

Sawyers coached freshman Josh Rolette who garnered Louisville Slugger Freshman All-American honors in 2016. He also helped mentor Jake Scudder who was named Big 12 Newcomer of the Year. The Wildcats had three student-athletes on the All-Big 12 Teams that season.

The 2015 and 2016 campaigns were Sawyers' second stint at K-State.

He previously served as an assistant coach for the Wildcats in 2009 and 2010. Sawyers helped lead K-State to an 80-30-1 record and the first two NCAA Regional appearances in school history over that span.

The 2009 season was a year of power for the Wildcats under Sawyers. The team hit 22 triples and 58 home runs, most in both categories since 1997. The offense shined when it came to stolen bases as the 149 steals were second-most in the nation and just two shy of breaking the Big 12 record. Overall, the team finished among Big 12 leaders in on-base percentage (2nd, .399), runs scored (2nd, 458), hits (2nd, 675), RBI (2nd, 420), doubles (3rd, 123), and fewest strikeouts (4th, 393).

Six Wildcats claimed All-Big 12 honors in 2009, including outfielder Nick Martini, who also garnered Louisville Slugger Freshman All America honors, and Justin Bloxom and Carter Jurica, who finished fourth and eighth, respectively, in the Big 12 in batting average.

The 2010 squad matched the success of 2009 by also reaching the NCAA postseason, and the offense topped the previous season totals in

batting average (.323 in 2010; .317 in 2009), runs per game (7.6 vs. 7.4) and OBP (.426 vs. .399).

Before K-State, Sawyers spent four seasons as Associate Head Coach at Texas A&M (2011-14). Those four seasons at Texas A&M represented the end of Sawyers' five-year stint with the Aggies after he spent 2008 as a volunteer assistant coach.

In each of those five seasons, Sawyers helped Texas A&M reach an NCAA Regional while also winning a pair of Big 12 championships. In addition, he coached standouts Tyler Naquin - 2011 Big 12 Player of the Year, All-American and a first round pick by the Cleveland Indians in 2012 - and Krey Bratson, a 2011 Freshman All-American.

Before his appointment at Texas A&M in 2008, Sawyers worked with current Aggie head coach Rob Childress as an assistant coach and recruiting coordinator at Nebraska from 2003-07.

While in Lincoln, he helped the Huskers earn four trips

to the NCAA Tournament, including an appearance at the 2005 College World Series. Sawyers, who lettered two years at Nebraska, worked with 12 Huskers who were selected in the MLB Draft, including Alex Gordon, a two-time Big 12 Player of the Year. In 2005, Gordon won five National Player of the Year awards before being taken as the second overall pick by the Kansas City Royals.

Sawyers took on all hitting coach responsibilities at Nebraska beginning with the 2006 season when the team hit .310 - its best mark in four years - and ranked in the top three of the Big 12 in home runs, stolen bases, on-base percentage and slugging percentage.

Sawyers served as the academic coordinator and worked with the catchers during his time at Nebraska, as well. He also had a hand in the Huskers recruiting their then-highest-rated class in school history, as the 2004 recruiting class was ranked 16th nationally by





Collegiate Baseball.

After working as the volunteer assistant at Nebraska in 2000, Sawyers worked the 2001 and 2002 seasons as head coach at Hutchinson Community College, compiling an 87-30 record and two postseason berths. In 2001, the Dragons went 40-16 and won the Jayhawk West Sub-Regional, while the 2002 squad set a school record with 47 wins and was ranked as high

as seventh by the NJCAA.

Sawyers' coaching career began at Northwestern (La.) State in 1999 as a volunteer assistant coach, helping the Demons finish second in the Southland Conference.

He first played collegiately at Point Loma (Calif.) Nazarene College in 1994. Following a year off, he played at Mendocino (Calif.) Junior College in 1996 before finishing up his playing

career at Nebraska.

A native of Willits, California, Sawyers received his bachelor (1998) and master's (2000) degrees from Nebraska. He is married to the former Dena Lindeblad and the couple have two sons, Andrew James (A.J.) and Alex.



Sawyers' Year-by-Year Records

Year	School	Assignment	Record	Conf./Finish	Postseason
1999	Northwestern State	Volunteer Assistant	38-21	18-9/2nd	
2000	Nebraska	Volunteer Assistant	51-17	21-9/2nd	NCAA Super Regional
2001	Hutchinson CC	Head Coach	40-16	-	Sub-Regional
2002	Hutchinson CC	Head Coach	47-11	-	Sub-Regional
2003	Nebraska	Assistant Coach	47-18	20-7/1st	NCAA Regional
2004	Nebraska	Assistant Coach	36-23	11-16/8th	-
2005	Nebraska	Assistant Coach	57-15	19-8/1st	NCAA College World Series
2006	Nebraska	Assistant Coach	42-17	17-10/3rd	NCAA Regional
2007	Nebraska	Assistant Coach	32-27	14-13/4th	NCAA Regional
2008	Texas A&M	Volunteer Assistant	46-19	19-8/1st	NCAA Super Regional
2009	Kansas State	Assistant Coach	43-18-1	14-11-1/4th	NCAA Regional
2010	Kansas State	Assistant Coach	37-22	14-12/3rd	NCAA Regional
2011	Texas A&M	Assoc. Head Coach	47-22	19-8/t1st	NCAA College World Series
2012	Texas A&M	Assoc. Head Coach	43-18	16-8/2nd	NCAA Regional
2013	Texas A&M	Assoc. Head Coach	34-29	13-16/6th	NCAA Regional
2014	Texas A&M	Assoc. Head Coach	36-26	14-16/5th	NCAA Regional
2015	Kansas State	Assoc. Head Coach	27-30	10-14/6th	-
2016	Kansas State	Assoc. Head Coach	26-31	8-16/8th	-
2017	Southeast Missouri	Head Coach	29-26	16-14/5th	OVC Tournament
2018	Southeast Missouri	Head Coach	27-30	20-10/2nd	OVC Tournament
2019	Southeast Missouri	Head Coach	23-32	10-20/10th	-
2020*	Southeast Missouri	Head Coach	9-8	2-1	-
2021	Southeast Missouri	Head Coach	30-20	17-10/1st	OVC Tournament Champions NCAA Regional

Overall Record as a Head Coach: 205-143 (6 years)

Record at Southeast Missouri, 118-116, 65-55 Ohio Valley Conference (5th year)

Record at Hutchinson CC, 87-27 (2 years)

Record as a college associate head coach, 213-156

Record as a college assistant coach, 294-140-1

Record as a volunteer assistant coach, 135-57

■ The Sawyers File

Experience:

21st Year (Fifth at SEMO)

Hometown:

Willits, Calif.

Birthdate:

May 24, 1975

Alma Mater:

Nebraska, 1998

Education:

B.A. History (Nebraska)

M.S. Education (Nebraska)

Date Hired:

July 29, 2016

Family:

Wife - Dena

Children - A.J., Alex

Playing Experience:

Point Loma Nazarene, 1994

Mendocino College, 1996

Nebraska, 1997-98

Coaching Experience:

Northwestern State, Volunteer Asst., 1999

Nebraska, Volunteer Asst., 2000

Hutchinson CC, Head Coach, 2001-02

Nebraska, Assistant Coach, 2003-07

Texas A&M, Volunteer Asst., 2008

Kansas State, Assistant Coach, 2009-10

Texas A&M, Assoc. Head Coach, 2011-14

Kansas State, Assoc. Head Coach, 2015-16

Southeast Missouri, Head Coach, 2017-pr.



2021 Statistics

Record: 30-20 Home: 13-8 Away: 14-11 Neutral: 3-1 OVC: 17-10

Player	avg	gp-gs	ab	r	h	2b	3b	hr	rbi	tb	slg%	bb	hp	so	gdp	ob%	sf	sh	sb-att	po	a	e	fld%
9 WILBER, Tyler	.389	50-50	193	31	75	11	2	6	49	108	.560	22	6	25	10	.458	4	3	4-5	63	142	9	.958
1 MASON, Jevon	.371	41-38	151	35	56	14	0	2	22	76	.503	25	4	36	2	.470	1	1	4-8	52	0	5	.912
12 KECK, Andrew	.299	50-50	197	35	59	9	1	5	24	85	.431	22	3	33	6	.377	1	0	17-19	173	17	2	.990
14 SPERLING, Danny	.271	23-16	59	8	16	2	0	1	9	21	.356	8	2	7	2	.377	0	1	1-1	14	9	0	1.000
10 ANDREWS, Lincoln	.259	43-39	147	15	38	7	0	3	24	54	.367	4	1	33	2	.281	1	2	0-0	126	2	1	.992
13 STAUSS, Wade	.241	45-44	162	32	39	7	0	14	36	88	.543	16	14	65	0	.352	4	0	0-0	329	26	1	.997
22 BLAZEVIC, Austin	.234	39-38	145	18	34	5	1	1	15	44	.303	9	3	19	4	.291	1	2	0-0	283	13	1	.997
2 BASLER, Connor	.233	50-50	159	27	37	6	0	2	27	49	.308	19	5	42	1	.330	2	7	9-12	79	117	10	.951
16 LEEPER, Peyton	.232	46-46	151	32	35	10	4	0	14	53	.351	27	9	38	1	.376	2	9	6-9	33	86	10	.922
19 WRIGHT, Danny	.223	49-46	179	28	40	4	1	3	29	55	.307	19	5	50	2	.311	3	2	11-14	99	3	2	.981
8 STAUSS, Ty	.178	30-21	73	8	13	3	0	0	5	16	.219	14	1	22	1	.315	1	2	3-3	28	1	1	.967
23 GRABER, Brett	.368	17-3	19	6	7	2	0	0	0	9	.474	2	0	8	0	.429	0	1	0-1	10	0	0	1.000
4 ZIVIC, Braxton	.143	9-5	14	4	2	0	0	0	1	2	.143	5	0	7	0	.368	0	1	3-3	7	0	0	1.000
5 JACOBSEN, Noah	.067	13-4	15	1	1	0	0	0	1	1	.067	0	1	8	0	.125	0	0	0-1	4	1	1	.833
Totals	.272	50	1664	280	452	80	9	37	256	661	.397	192	54	393	31	.362	20	31	58-76	1315	476	49	.973
Opponents	.270	50	1720	275	465	101	10	44	249	718	.417	169	38	432	23	.345	19	22	42-55	1302	512	55	.971

LOB - Team (381), Opp (379). DPs turned - Team (29), Opp (41). CI - Team (0), Opp (1). IBB - Team (3), KECK, A. 1, STAUSS, W. 1, WILBER, T. 1, Opp (1). Picked off - GRABER, B. 2, BASLER, C. 1, WILBER, T. 1, MASON, J. 1, LEEPER, P. 1, STAUSS, T. 1, KECK, A. 1.

(All games Sorted by Earned run avg)

Player	era	w-l	app	gs	cg	sho	sv	ip	h	r	er	bb	so	2b	3b	hr	b/avg	wp	hp	bk	sfa	sha
25 DODD, Dylan	2.78	9-1	14	14	0	0/1	0	90.2	75	34	28	14	113	17	1	9	.216	7	5	1	1	2
33 GROSSIUS, Bryce	5.71	4-2	17	7	0	0/0	0	52.0	64	35	33	13	57	12	1	6	.312	9	2	2	4	4
18 NIZNIK, Noah	7.69	2-6	13	11	1	0/0	0	55.0	74	52	47	28	33	15	2	7	.330	5	5	0	3	5
17 SAWYERS, Jon	0.00	0-0	1	0	0	0/0	0	1.0	2	0	0	1	1	0	0	0	.400	0	0	0	0	0
21 HOFFMANN, Josh	0.00	0-0	1	0	0	0/0	0	0.1	2	0	0	0	0	1	0	0	.667	0	0	0	0	0
26 WILMA, Collin	2.93	2-0	7	4	0	0/1	0	27.2	22	10	9	8	21	3	0	3	.220	3	5	0	1	0
7 MILLER, Kyle	3.26	4-2	19	5	1	0/1	5	49.2	49	21	18	15	50	17	3	2	.259	5	3	0	5	2
24 RAUSCH, Fischer	3.60	0-0	12	0	0	0/1	0	15.0	10	6	6	7	25	3	1	1	.175	7	3	1	0	0
27 WILLIAMS, Austin	4.74	2-3	21	1	0	0/1	6	38.0	43	21	20	11	38	7	1	5	.274	8	1	0	0	1
37 RALLS, Hunter	5.45	3-2	18	5	0	0/0	1	38.0	43	26	23	20	33	8	0	3	.274	5	4	0	0	1
44 PEREGO, Matt	5.68	0-0	12	0	0	0/0	0	12.2	16	8	8	7	10	3	1	1	.308	5	1	1	1	0
34 MCCABE, Brandon	6.00	0-0	6	0	0	0/0	0	6.0	5	5	4	6	6	1	0	1	.238	3	3	1	1	1
32 O'DONNELL, Connery	6.00	0-0	3	0	0	0/0	0	3.0	2	3	2	5	2	1	0	0	.222	1	0	0	1	1
31 CISNEROS, Blake	6.87	3-2	21	0	0	0/0	2	18.1	13	14	14	12	20	2	0	1	.210	3	2	0	1	5
38 MALENFANT, Hayden	7.43	1-0	11	0	0	0/0	0	13.1	15	14	11	7	12	3	0	3	.288	1	1	0	1	0
36 KOSSINA, Joey	7.71	0-1	5	1	0	0/0	0	7.0	11	6	6	2	7	3	0	0	.355	2	0	0	0	0
20 VOGT, Ryan	11.00	0-1	7	2	0	0/0	0	9.0	12	11	11	8	3	4	0	1	.333	4	1	0	0	0
15 KARALL, Joseph	48.60	0-0	4	0	0	0/0	0	1.2	7	9	9	5	1	1	0	1	.583	2	2	0	0	0
Totals	5.11	30-20	50	50	2	2/2	14	438.1	465	275	249	169	432	101	10	44	.270	70	38	6	19	22
Opponents	4.94	20-30	50	50	1	2/2	7	434.0	452	280	238	192	393	80	9	37	.272	45	54	1	20	31

PB - Team (12), STAUSS, W. 9, KECK, A. 3, Opp (7). Pickoffs - Team (7), GROSSIUS, B. 3, WILMA, C. 1, RALLS, H. 1, DODD, D. 1, NIZNIK, N. 1, Opp (8). SBA/ATT - STAUSS, W. (28-34), KECK, A. (14-20), DODD, D. (7-8), NIZNIK, N. (5-7), GROSSIUS, B. (5-7), WILMA, C. (3-6), WILLIAMS, A. (5-5), MALENFANT, H. (2-5), MILLER, K. (2-4), PEREGO, M. (3-3), VOGT, R. (3-3), O'DONNELL, C. (2-2), CISNEROS, B. (2-2), MCCABE, B. (1-1), RALLS, H. (1-1), KOSSINA, J. (1-1).


2021 OVC Statistics

Record: 17-10 Home: 10-5 Away: 7-5 OVC: 17-10

Player	avg	gp-gs	ab	r	h	2b	3b	hr	rbi	tb	slg%	bb	hp	so	gdp	ob%	sf	sh	sb-att	po	a	e	fld%
1 MASON, Jevon	.379	25-23	95	19	36	7	0	0	10	43	.453	13	2	22	2	.459	1	1	2-3	35	0	4	.897
9 WILBER, Tyler	.374	27-27	107	19	40	9	1	4	25	63	.589	11	1	12	5	.426	3	1	1-2	33	81	5	.958
12 KECK, Andrew	.337	27-27	104	21	35	6	1	1	13	46	.442	14	1	14	2	.417	1	0	11-12	92	8	0	1.000
13 STAUSS, Wade	.255	26-26	94	17	24	4	0	7	21	49	.521	7	9	36	0	.354	3	0	0-0	191	14	1	.995
10 ANDREWS, Lincoln	.250	20-17	64	6	16	3	0	1	8	22	.344	2	1	15	1	.279	1	2	0-0	82	0	0	1.000
22 BLAZEVIC, Austin	.241	22-21	83	7	20	3	0	0	12	23	.277	4	1	9	3	.281	1	0	0-0	140	4	1	.993
2 BASLER, Connor	.202	27-27	84	16	17	3	0	1	14	23	.274	12	4	23	1	.324	2	2	3-5	51	67	8	.937
16 LEEPER, Peyton	.200	26-26	90	14	18	6	1	0	8	26	.289	8	6	23	1	.305	1	7	2-5	19	60	6	.929
19 WRIGHT, Danny	.182	27-26	99	15	18	1	0	3	18	28	.283	11	3	29	1	.278	2	2	3-5	59	2	2	.968

23 GRABER, Brett	.625	9-2	8	4	5	2	0	0	0	7	.875	2	0	2	0	.700	0	1	0-1	4	0	0	1.000
14 SPERLING, Danny	.207	12-9	29	2	6	1	0	0	2	7	.241	4	1	4	1	.324	0	0	0-0	7	1	0	1.000
8 STAUSS, Ty	.125	15-8	32	3	4	1	0	0	1	5	.156	7	0	9	0	.282	0	1	1-1	9	1	1	.909
5 JACOBSEN, Noah	.125	7-2	8	1	1	0	0	0	0	1	.125	0	1	4	0	.222	0	0	0-1	3	1	1	.800
4 ZIVIC, Braxton	.000	4-2	4	3	0	0	0	0	1	0	.000	4	0	3	0	.500	0	1	2-2	1	0	0	1.000
Totals	.266	27	901	147	240	46	3	17	133	343	.381	99	30	205	17	.353	15	18	25-37	732	272	33	.968
Opponents	.262	27	945	137	248	58	5	20	126	376	.398	88	20	233	13	.335	11	10	19-29	718	280	30	.971

LOB - Team (198), Opp (205). DPs turned - Team (17), Opp (22). IBB - Team (2), WILBER, T. 1, KECK, A. 1. Picked off - KECK, A. 1, GRABER, B. 1, MASON, J. 1.

(OVC games only Sorted by Earned run avg)

Player	era	w-l	app	gs	cg	sho	sv	ip	h	r	er	bb	so	2b	3b	hr	b/avg	wp	hp	bk	sfa	sha
25 DODD, Dylan	2.64	6-1	9	9	0	0/1	0	58.0	48	21	17	10	68	12	1	4	.217	7	3	0	1	1
18 NIZNIK, Noah	9.96	1-5	9	8	0	0/0	0	34.1	54	41	38	22	19	13	1	4	.380	2	3	0	3	5

44 PEREGO, Matt	0.00	0-0	7	0	0	0/0	0	7.1	6	0	0	4	7	0	0	0	.231	3	0	1	1	0
36 KOSSINA, Joey	0.00	0-0	1	0	0	0/0	0	1.1	1	0	0	0	2	1	0	0	.200	1	0	0	0	0
33 GROSSIUS, Bryce	1.89	1-1	6	2	0	0/0	0	19.0	17	5	4	2	25	3	0	1	.243	3	0	0	1	1
26 WILMA, Collin	2.70	2-0	6	4	0	0/1	0	26.2	21	9	8	7	20	3	0	3	.216	3	5	0	0	0
27 WILLIAMS, Austin	3.28	1-1	12	0	0	0/1	4	24.2	24	9	9	9	25	5	1	2	.242	6	1	0	0	0
24 RAUSCH, Fischer	3.68	0-0	6	0	0	0/1	0	7.1	6	3	3	2	10	2	1	0	.214	1	1	1	0	0
7 MILLER, Kyle	4.05	2-1	11	3	0	0/1	4	26.2	28	15	12	9	28	12	1	1	.269	3	2	0	3	1
37 RALLS, Hunter	4.86	2-0	7	1	0	0/0	0	16.2	20	9	9	9	13	3	0	1	.294	4	1	0	0	1
38 MALENFANT, Hayden	7.56	1-0	7	0	0	0/0	0	8.1	12	9	7	3	4	2	0	2	.353	1	1	0	1	0
20 VOGT, Ryan	9.00	0-0	2	0	0	0/0	0	2.0	2	2	2	1	0	1	0	0	.250	0	0	0	0	0
34 MCCABE, Brandon	9.82	0-0	4	0	0	0/0	0	3.2	3	5	4	3	3	0	0	1	.250	2	3	1	1	1
31 CISNEROS, Blake	10.12	1-1	11	0	0	0/0	1	8.0	6	9	9	7	9	1	0	1	.194	1	0	0	0	0
Totals	4.50	17-10	27	27	0	2/2	9	244.0	248	137	122	88	233	58	5	20	.262	37	20	3	11	10
Opponents	4.47	10-17	27	27	0	1/1	5	239.1	240	147	119	99	205	46	3	17	.266	22	30	0	15	18

PB - Team (8), STAUSS, W. 6, KECK, A. 2, Opp (4). Pickoffs - Team (5), GROSSIUS. B. 1, WILMA, C. 1, RALLS, H. 1, NIZNIK, N. 1, DODD, D. 1, Opp (3). SBA/ATT - STAUSS, W. (13-17), KECK, A. (6-11), WILMA, C. (3-6), NIZNIK, N. (4-5), DODD, D. (3-4), MILLER, K. (2-4), WILLIAMS, A. (3-3), MALENFANT, H. (0-2), GROSSIUS. B. (1-2), RALLS, H. (1-1), PEREGO, M. (1-1), MCCABE, B. (1-1).



2021 Results

Date	Opponent	Score	Inns	Overall	OVC	Pitcher of record	Attend	Time
02-19-21	at South Alabama	w 4-2	9	1-0-0	0-0-0	DODD, D. (W 1-0)	665	2:55
02-20-21	at South Alabama	L 5-6	9	1-1-0	0-0-0	CISNEROS, B. (L 0-1)	751	3:35
02-21-21	at South Alabama	w 8-6	(10)	2-1-0	0-0-0	CISNEROS, B. (W 1-0)	785	3:40
02-25-21	at #2 Arkansas	L 5-6	(10)	2-2-0	0-0-0	MILLER, K. (L 0-1)	4218	3:22
02-26-21	at #2 Arkansas	L 3-7	9	2-3-0	0-0-0	NIZNIK, N. (L 0-1)	4218	2:41
02-27-21	at #2 Arkansas	L 3-9	9	2-4-0	0-0-0	VOGT, R. (L 0-1)	4218	3:15
02-28-21	at #2 Arkansas	L 4-11	5	2-5-0	0-0-0	WILLIAMS, A. (L 0-1)	4218	2:57
03-05-21	ILLINOIS STATE	w 4-3	(10)	3-5-0	0-0-0	CISNEROS, B. (W 2-1)	225	3:28
03-06-21	ILLINOIS STATE-1	w 5-1	7	4-5-0	0-0-0	NIZNIK, N. (W 1-1)	467	1:55
03-06-21	ILLINOIS STATE-2	L 1-13	7	4-6-0	0-0-0	KOSSINA, J. (L 0-1)	622	2:10
03-07-21	ILLINOIS STATE	w 8-1	9	5-6-0	0-0-0	MILLER, K. (W 1-1)	244	2:13
*03-12-21	at SIUE	L 2-6	9	5-7-0	0-1-0	DODD, D. (L 1-1)	50	2:26
*03-13-21	at SIUE-1	w 6-3	(10)	6-7-0	1-1-0	RALLS, H. (W 1-0)	-	3:21
*03-13-21	at SIUE-2	w 6-4	9	7-7-0	2-1-0	MILLER, K. (W 2-1)	50	2:24
03-16-21	at Saint Louis	w 8-6	9	8-7-0	2-1-0	GROSSIUS, B. (W 1-0)	85	3:31
*03-19-21	AUSTIN PEAY	w 6-3	9	9-7-0	3-1-0	DODD, D. (W 2-1)	205	2:38
*03-20-21	AUSTIN PEAY-1	w 6-5	(11)	10-7-0	4-1-0	CISNEROS, B. (W 3-1)	435	3:25
*03-20-21	AUSTIN PEAY-2	L 11-12	(12)	10-8-0	4-2-0	WILLIAMS, A. (L 0-2)	425	4:35
03-24-21	#22 SOUTHERN ILLINOIS	L 4-21	9	10-9-0	4-2-0	RALLS, H. (L 1-1)	247	4:02
*03-26-21	at Eastern Illinois	w 3-2	9	11-9-0	5-2-0	DODD, D. (W 3-1)	85	2:36
*03-27-21	at Eastern Illinois-1	L 2-9	9	11-10-0	5-3-0	MILLER, K. (L 2-2)	103	3:00
*03-27-21	at Eastern Illinois-2	L 4-8	9	11-11-0	5-4-0	NIZNIK, N. (L 1-2)	107	2:40
03-30-21	MISSOURI STATE	L 8-9	(10)	11-12-0	5-4-0	WILLIAMS, A. (L 0-3)	115	3:35
*04-02-21	JACKSONVILLE STATE	w 6-5	9	12-12-0	6-4-0	MALENFANT, H (W 1-0)	205	3:26
*04-03-21	JACKSONVILLE STATE-1	L 4-8	9	12-13-0	6-5-0	NIZNIK, N. (L 1-3)	-	3:00
*04-03-21	JACKSONVILLE STATE-2	w 8-3	9	13-13-0	7-5-0	WILMA, C. (W 1-0)	542	3:15
*04-09-21	at Murray State-1	w 8-3	9	14-13-0	8-5-0	MILLER, K. (W 3-2)	346	3:00
*04-09-21	at Murray State-2	w 12-8	9	15-13-0	9-5-0	NIZNIK, N. (W 2-3)	214	3:00
*04-10-21	at Murray State	L 6-11	9	15-14-0	9-6-0	GROSSIUS, B. (L 1-1)	208	3:15
04-13-21	at UT Martin	w 8-1	9	16-14-0	9-6-0	GROSSIUS, B. (W 2-1)	197	3:11
*04-16-21	TENNESSEE TECH	w 7-3	9	17-14-0	10-6-0	DODD, D. (W 4-1)	203	2:51
*04-17-21	TENNESSEE TECH-1	L 1-9	9	17-15-0	10-7-0	NIZNIK, N. (L 3-3)	227	3:50
*04-17-21	TENNESSEE TECH-2	w 7-2	9	18-15-0	11-7-0	WILMA, C. (W 2-0)	364	2:45
04-28-21	at Austin Peay	w 16-3	7	19-15-0	11-7-0	GROSSIUS, B. (W 3-1)	117	2:13
*04-30-21	at Belmont	w 12-0	9	20-15-0	12-7-0	DODD, D. (W 5-1)	79	2:44
*05-01-21	at Belmont-1	L 1-4	9	20-16-0	12-8-0	NIZNIK, N. (L 2-5)	56	2:53
*05-01-21	at Belmont-2	w 5-0	9	21-16-0	13-8-0	WILLIAMS, A. (W 1-3)	74	2:45
*05-07-21	EASTERN KENTUCKY-1	w 6-2	9	22-16-0	14-8-0	DODD, D. (W 6-1)	196	2:27
*05-07-21	EASTERN KENTUCKY-2	L 0-8	9	22-17-0	14-9-0	CISNEROS, B. (L 3-2)	239	2:38
*05-08-21	EASTERN KENTUCKY	w 7-6	9	23-17-0	15-9-0	RALLS, H. (W 2-1)	282	2:35
05-13-21	at Lipscomb	w 3-2	9	24-17-0	15-9-0	DODD, D. (W 7-1)	207	2:29
05-14-21	at Lipscomb	L 0-3	9	24-18-0	15-9-0	GROSSIUS, B. (L 3-2)	157	2:22
05-15-21	at Lipscomb	w 8-4	9	25-18-0	15-9-0	RALLS, H. (W 3-1)	197	3:04
*05-20-21	UT MARTIN	w 6-2	9	26-18-0	16-9-0	DODD, D. (W 8-1)	284	2:34
*05-21-21	UT MARTIN-1	w 3-2	9	27-18-0	17-9-0	GROSSIUS, B. (W 4-2)	632	2:53
*05-21-21	UT MARTIN-2	L 2-9	9	27-19-0	17-10-0	NIZNIK, N. (L 2-6)	640	2:39
%05-27-21	vs Austin Peay	w 11-8	9	28-19-0	17-10-0	DODD, D. (W 9-1)	822	2:55
%05-28-21	vs Murray State	w 6-5	9	29-19-0	17-10-0	WILLIAMS, A. (W 2-3)	0	3:01
%05-29-21	vs Murray State	L 1-10	9	29-20-0	17-10-0	RALLS, H. (L 3-2)	422	3:11
%05-30-21	vs Murray State	w 10-1	9	30-20-0	17-10-0	MILLER, K. (W 4-2)	538	2:25

* = Conference game

% = OVC Tournament (Jackson, Tenn.)

() extra inning game



2021 Season/Career Statistics

Record: 30-20 Home: 13-8 Away: 14-11 Neutral: 3-1 OVC: 17-10

Player	SEASON													CAREER												
	Avg	G-GS	AB	R	H	2B	3B	HR	RBI	BB	Hbp	SO	Sb-Att	Avg	G-GS	AB	R	H	2B	3B	HR	RBI	BB	Hbp	SO	Sb-Att
9 WILBER, Tyler	.389	50-50	193	31	75	11	2	6	49	22	6	25	4-5	.389	122-122	471	100	183	39	6	11	101	70	13	57	8-13
1 MASON, Jevon	.371	41-38	151	35	56	14	0	2	22	25	4	36	4-8	.371	41-38	151	35	56	14	0	2	22	25	4	36	4-8
12 KECK, Andrew	.299	50-50	197	35	59	9	1	5	24	22	3	33	17-19	.300	114-111	420	68	126	23	2	9	68	45	5	84	34-40
14 SPERLING, Danny	.271	23-16	59	8	16	2	0	1	9	8	2	7	1-1	.271	23-16	59	8	16	2	0	1	9	8	2	7	1-1
10 ANDREWS, Lincoln	.259	43-39	147	15	38	7	0	3	24	4	1	33	0-0	.233	54-46	176	18	41	7	1	3	24	6	2	45	0-0
13 STAUSS, Wade	.241	45-44	162	32	39	7	0	14	36	16	14	65	0-0	.229	121-112	393	71	90	20	1	25	80	59	27	156	2-5
22 BLAZEVIC, Austin	.234	39-38	145	18	34	5	1	1	15	9	3	19	0-0	.258	90-88	337	48	87	13	2	4	52	24	9	47	6-9
2 BASLER, Connor	.233	50-50	159	27	37	6	0	2	27	19	5	42	9-12	.242	228-223	768	147	186	32	3	2	88	96	30	167	51-64
16 LEEPER, Peyton	.232	46-46	151	32	35	10	4	0	14	27	9	38	6-9	.208	58-54	178	35	37	10	4	0	14	32	10	49	6-10
19 WRIGHT, Danny	.223	49-46	179	28	40	4	1	3	29	19	5	50	11-14	.288	219-210	825	150	238	33	7	13	134	98	35	184	45-58
8 STAUSS, Ty	.178	30-21	73	8	13	3	0	0	5	14	1	22	3-3	.178	30-21	73	8	13	3	0	0	5	14	1	22	3-3
23 GRABER, Brett	.368	17-3	19	6	7	2	0	0	0	2	0	8	0-1	.368	17-3	19	6	7	2	0	0	0	2	0	8	0-1
4 ZIVIC, Braxton	.143	9-5	14	4	2	0	0	0	1	5	0	7	3-3	.143	9-5	14	4	2	0	0	0	1	5	0	7	3-3
5 JACOBSEN, Noah	.067	13-4	15	1	1	0	0	0	1	0	1	8	0-1	.067	13-4	15	1	1	0	0	0	1	0	1	8	0-1
Totals	.272	50-50	1664	280	452	80	9	37	256	192	54	393	58-76													
Opponents	.270	50-50	1720	275	465	101	10	44	249	169	38	432	42-55													

(All games Sorted by Earned run avg)

	(All games Sorted by Earned run avg)														CAREER													
Player	ERA	W-L	App	GS	CG	Sho	Sv	IP	H	R	ER	BB	SO	ERA	W-L	App	GS	CG	Sho	Sv	IP	H	R	ER	BB	SO		
25 DODD, Dylan	2.78	9-1	14	14	0	0	0	90.2	75	34	28	14	113	3.86	15-7	32	32	1	1	0	193.1	178	91	83	43	226		
33 GROSSIUS, Bryce	5.71	4-2	17	7	0	0	0	52.0	64	35	33	13	57	6.00	6-2	40	8	0	0	0	81.0	95	64	54	36	74		
18 NIZNIK, Noah	7.69	2-6	13	11	1	0	0	55.0	74	52	47	28	33	5.21	8-10	30	28	3	1	0	140.0	154	90	81	51	97		
<hr/>																												
17 SAWYERS, Jon	0.00	0-0	1	0	0	0	0	1.0	2	0	0	1	1	0.00	0-0	1	0	0	0	0	1.0	2	0	0	1	1		
21 HOFFMANN, Josh	0.00	0-0	1	0	0	0	0	0.1	2	0	0	0	0	0.00	0-0	1	0	0	0	0	0.1	2	0	0	0	0		
26 WILMA, Collin	2.93	2-0	7	4	0	0	0	27.2	22	10	9	8	21	4.70	3-0	11	7	0	0	0	46.0	45	25	24	13	40		
7 MILLER, Kyle	3.26	4-2	19	5	1	0	5	49.2	49	21	18	15	50	3.26	4-2	19	5	1	0	5	49.2	49	21	18	15	50		
24 RAUSCH, Fischer	3.60	0-0	12	0	0	0	0	15.0	10	6	6	7	25	3.60	0-0	12	0	0	0	0	15.0	10	6	6	7	25		
27 WILLIAMS, Austin	4.74	2-3	21	1	0	0	6	38.0	43	21	20	11	38	4.74	2-3	21	1	0	0	6	38.0	43	21	20	11	38		
37 RALLS, Hunter	5.45	3-2	18	5	0	0	1	38.0	43	26	23	20	33	5.45	3-2	18	5	0	0	1	38.0	43	26	23	20	33		
44 PEREGO, Matt	5.68	0-0	12	0	0	0	0	12.2	16	8	8	7	10	5.68	0-0	12	0	0	0	0	12.2	16	8	8	7	10		
34 MCCABE, Brandon	6.00	0-0	6	0	0	0	0	6.0	5	5	4	6	6	6.00	0-0	6	0	0	0	0	6.0	5	5	4	6	6		
32 O'DONNELL, Connery	6.00	0-0	3	0	0	0	0	3.0	2	3	2	5	2	6.00	0-0	3	0	0	0	0	3.0	2	3	2	5	2		
31 CISNEROS, Blake	6.87	3-2	21	0	0	0	2	18.1	13	14	14	12	20	6.35	4-6	49	2	0	0	2	56.2	61	45	40	29	51		
38 MALENFANT, Hayden	7.43	1-0	11	0	0	0	0	13.1	15	14	11	7	12	6.55	1-1	16	0	0	0	0	22.0	24	19	16	9	16		
36 KOSSINA, Joey	7.71	0-1	5	1	0	0	0	7.0	11	6	6	2	7	7.71	0-1	5	1	0	0	0	7.0	11	6	6	2	7		
20 VOGT, Ryan	11.00	0-1	7	2	0	0	0	9.0	12	11	11	8	3	11.00	0-1	7	2	0	0	0	9.0	12	11	11	8	3		
15 KARALL, Joseph	48.60	0-0	4	0	0	0	0	1.2	7	9	9	5	1	48.60	0-0	4	0	0	0	0	1.2	7	9	9	5	1		
Totals	5.11	30-20	50	50	2	2	14	438.1	465	275	249	169	432															
Opponents	4.94	20-30	50	50	1	2	7	434.0	452	280	238	192	393															

**Multiple-Hit Games**

Player	2	3	4	5+	Total
Tyler Wilber	13	7	2	-	22
Jevon Mason	11	7	-	-	18
Andrew Keck	11	4	-	-	15
Wade Stauss	9	1	-	-	10
Lincoln Andrews	7	1	1	-	9
Austin Blazeovic	6	2	-	-	8
Danny Wright	4	3	1	-	8
Peyton Leeper	7	-	-	-	7
Connor Basler	6	1	-	-	7
Danny Sperling	5	-	-	-	5
Ty Stauss	2	-	-	-	2
Brett Graber	1	-	-	-	1

Multiple-RBI Games

Player	2	3	4	5+	Total
Tyler Wilber	6	5	1	1	13
Wade Stauss	4	5	1	-	10
Connor Basler	5	1	-	-	6
Danny Wright	4	2	-	-	6
Andrew Keck	4	1	-	-	5
Lincoln Andrews	4	1	-	-	5
Jevon Mason	2	2	-	-	4
Austin Blazeovic	-	2	-	-	2
Danny Sperling	-	-	1	-	1
Ty Stauss	1	-	-	-	1

Inning-by-Inning Summary

Inning	SEMO	Opp.
First	29	38
Second	37	29
Third	48	29
Fourth	32	42
Fifth	28	21
Sixth	28	28
Seventh	19	41
Eighth	32	14
Ninth	18	28
Extra Innings	9	5
Total	280	275

Inning-by-Inning Summary (OVC Games)

Inning	SEMO	Opp.
First	20	21
Second	15	9
Third	20	16
Fourth	19	15
Fifth	13	12
Sixth	16	17
Seventh	10	27
Eighth	19	7
Ninth	11	12
Extra Innings	4	1
Total	147	137

Current Hitting Streaks

Player	Games	Started
Jevon Mason	8	5/15
Danny Wright	6	5/21
Peyton Leeper	4	5/27

Current Reached Base Streaks

Player	Games	Started
Jevon Mason	8	5/15
Danny Wright	6	5/21
Peyton Leeper	5	5/21
Connor Basler	5	5/21

Career Multiple-Hit Games

Player	2	3	4	5+	Total
Danny Wright	35	27	1	-	63
Tyler Wilber	37	15	6	-	58
Connor Basler	32	4	3	-	39
Andrew Keck	29	6	2	-	37
Austin Blazeovic	21	3	-	-	24
Wade Stauss	18	2	1	-	21
Jevon Mason	11	7	-	-	18
Lincoln Andrews	7	1	1	-	9
Peyton Leeper	7	-	-	-	7
Danny Sperling	5	-	-	-	5
Ty Stauss	2	-	-	-	2
Brett Graber	1	-	-	-	1

Career Multiple-RBI Games

Player	2	3	4	5+	Total
Danny Wright	17	6	2	3	28
Wade Stauss	16	6	1	1	24
Tyler Wilber	12	7	1	3	23
Andrew Keck	15	5	-	-	20
Connor Basler	9	4	3	-	16
Austin Blazeovic	3	7	1	-	11
Lincoln Andrews	4	1	-	-	5
Jevon Mason	2	2	-	-	4
Danny Sperling	-	-	1	-	1
Ty Stauss	1	-	-	-	1

00 Jeb Callaghan

2021 Season/Career-Highs

Innings Pitched.....	-
Fewest Hits.....	-
Most Hits.....	-
Fewest Runs.....	-
Most Runs.....	-
Fewest Walks.....	-
Strikeouts.....	-

1 Jevon Mason

2021 Season/Career-Highs

At-Bats.....	6, at UT Martin (4/13/21)
Runs.....	3, 2x, last at Belmont (4/30/21)
Hits.....	3, 7x, last vs. Austin Peay (5/27/21)
Doubles.....	2, 2x, last vs. Murray State (5/30/21)
Triples.....	-
Home Runs.....	1, 2x, last vs. Murray State (5/28/21)
RBI.....	3, 2x, last vs. Murray State (5/28/21)
Stolen Bases.....	2, at Arkansas (2/28/21)

2 Connor Basler

2021 Season-Highs

At-Bats.....	5, 3x, last at UT Martin (4/13)
Runs.....	3, at Austin Peay (4/28)
Hits.....	3, at Lipscomb (5/15)
Doubles.....	1, 6x, last vs. Murray State (5/28)
Triples.....	-
Home Runs.....	1, 2x, last vs. UT Martin (5/20)
RBI.....	3, vs. Austin Peay (3/20)
Stolen Bases.....	2, at South Alabama (2/21)

Career-Highs

At-Bats.....	6, 2x, last vs. Eastern Kentucky (5/10/19)
Runs.....	3, 4x, last at Austin Peay (4/28/21)
Hits.....	4, 3x, last vs. Tennessee Tech (4/19/19)
Doubles.....	2, 2x, last at Austin Peay (3/31/18)
Triples.....	1, 3x, last at Belmont (5/3/19)
Home Runs.....	1, 2x, last vs. UT Martin (5/20/21)
RBI.....	4, vs. Murray State (4/21/18)
Stolen Bases.....	2, 9x, last at South Alabama (2/21)

4 Braxton Zivic

2021 Season/Career-Highs

At-Bats.....	3, at Arkansas (2/25/21)
Runs.....	1, 4x, last vs. Austin Peay (3/20/21)
Hits.....	1, 2x, last at Arkansas (2/27/21)
Doubles.....	-
Triples.....	-
Home Runs.....	-
RBI.....	1, vs. Austin Peay (3/20/21)
Stolen Bases.....	2, vs. Austin Peay (3/19/21)

5 Noah Jacobsen

2021 Season/Career-Highs

At-Bats.....	4, at South Alabama (2/19/21)
Runs.....	1, at Murray State (4/9/21)
Hits.....	1, at Belmont (4/30/21)
Doubles.....	-
Triples.....	-
Home Runs.....	-
RBI.....	1, at South Alabama (2/19/21)
Stolen Bases.....	-

7 Kyle Miller

2021 Season/Career-Highs

Innings Pitched.....	9.0, vs. Murray State (5/30/21)
Fewest Hits.....	0, 3x, last vs. UT Martin (5/21/21)
Most Hits.....	9, vs. Austin Peay (3/20/21)
Fewest Runs.....	0, 8x, last vs. UT Martin (5/21/21)
Most Runs.....	5, vs. Austin Peay (3/20/21)
Fewest Walks.....	0, 10x, last vs. UT Martin (5/21/21)
Strikeouts.....	10, vs. Murray State (5/30/21)

8 Ty Stauss

2021 Season/Career-Highs

At-Bats.....	5, at SIU Edwardsville (3/13/21)
Runs.....	2, 2x, last at UT Martin (4/13/21)
Hits.....	2, 2x, last vs. Illinois State (3/7/21)
Doubles.....	1, 3x, last at UT Martin (4/13/21)
Triples.....	-
Home Runs.....	-
RBI.....	2, at Arkansas (2/28/21)
Stolen Bases.....	1, 3x, last vs. Austin Peay (3/19/21)

9 Tyler Wilber

2021 Season-Highs

At-Bats.....	6, vs. Austin Peay (3/20)
Runs.....	2, 8x, last vs. Eastern Kentucky (5/8)
Hits.....	4, 2x, last at Austin Peay (4/28)
Doubles.....	2, at Murray State (4/9)
Triples.....	1, vs. Tennessee Tech (4/17)
Home Runs.....	1, 6x, last vs. Eastern Kentucky (5/8)
RBI.....	5, at Austin Peay (4/28)
Stolen Bases.....	1, 4x, last at Austin Peay (4/28)

Career-Highs

At-Bats.....	6, 4x, last vs. Austin Peay (3/20/21)
Runs.....	3, 5x, last at UT Martin (3/7/20)
Hits.....	4, 6x, last at Austin Peay (4/28/21)
Doubles.....	2, 4x, last at Murray State (4/9/21)
Triples.....	1, 5x, last vs. Tennessee Tech (4/17/21)
Home Runs.....	1, 11x, last vs. Eastern Kentucky (5/8/21)
RBI.....	6, at UT Martin (3/6/20)
Stolen Bases.....	1, 8x, last at Austin Peay (4/28/21)

10 Lincoln Andrews

2021 Season-Highs

At-Bats.....	5, 7x, last vs. Murray State (5/28)
Runs.....	2, 2x, last at Austin Peay (4/28)
Hits.....	4, at Austin Peay (4/28)
Doubles.....	1, 7x, last vs. UT Martin (5/21)
Triples.....	-
Home Runs.....	1, 3x, last vs. Austin Peay (5/27)
RBI.....	3, vs. Austin Peay (5/27)
Stolen Bases.....	-

Career-Highs

At-Bats.....	5, 8x, last vs. Murray State (5/28/21)
Runs.....	2, 2x, last at Austin Peay (4/28/21)
Hits.....	4, at Austin Peay (4/28/21)
Doubles.....	1, 7x, last vs. UT Martin (5/21/21)
Triples.....	1, at UT Martin (3/7/20)
Home Runs.....	1, 3x, last vs. Austin Peay (5/27/21)
RBI.....	3, vs. Austin Peay (5/27/21)
Stolen Bases.....	-



11 Rance Pittman

2021 Season-Highs

Innings Pitched.....	-
Fewest Hits.....	-
Most Hits.....	-
Fewest Runs.....	-
Most Runs.....	-
Fewest Walks.....	-
Strikeouts.....	-

Career-Highs

Innings Pitched.....	2.0, at Southern Illinois (3/11/20)
Fewest Hits.....	0, vs. Ohio (2/29/20)
Most Hits.....	4, at Arkansas State (3/3/20)
Fewest Runs.....	0, 4x, last at Southern Illinois (3/11/20)
Most Runs.....	1, 2x, last at Arkansas State (3/3/20)
Fewest Walks.....	0, 5x, last at Southern Illinois (3/11/20)
Strikeouts.....	2, at Arkansas State (3/3/20)

12 Andrew Keck

2021 Season-Highs

At-Bats.....	6, vs. Austin Peay (3/20)
Runs.....	3, vs. UT Martin (5/20)
Hits.....	3, 4x, last vs. UT Martin (5/20)
Doubles.....	2, vs. Eastern Kentucky (5/8)
Triples.....	1, vs. Tennessee Tech (4/17)
Home Runs.....	2, at Austin Peay (4/28)
RBI.....	3, at Austin Peay (4/28)
Stolen Bases.....	2, 3x, last at SIU Edwardsville (3/13)

Career-Highs

At-Bats.....	6, 2x, last vs. Austin Peay (3/20/21)
Runs.....	3, vs. UT Martin (5/20/21)
Hits.....	4, 2x, last vs. Northern Illinois (2/22/20)
Doubles.....	2, 2x, last vs. Eastern Kentucky (5/8/21)
Triples.....	1, 2x, last vs. Tennessee Tech (4/17/21)
Home Runs.....	2, at Austin Peay (4/28/21)
RBI.....	3, 5x, last at Austin Peay (4/28/21)
Stolen Bases.....	2, 6x, last at SIU Edwardsville (3/13/21)

13 Wade Stauss

2021 Season-Highs

At-Bats.....	7, vs. Austin Peay (3/20)
Runs.....	3, 2x, last vs. Austin Peay (5/27)
Hits.....	3, vs. Austin Peay (5/27)
Doubles.....	1, 7x, last vs. Murray State (5/30)
Triples.....	-
Home Runs.....	2, vs. Austin Peay (5/27)
RBI.....	4, vs. Illinois State (3/7)
Stolen Bases.....	-

Career-Highs

At-Bats.....	7, vs. Austin Peay (3/20/21)
Runs.....	3, 3x, last vs. Austin Peay (5/27/21)
Hits.....	4, at UT Martin (3/17/18)
Doubles.....	2, at UT Martin (3/6/20)
Triples.....	1, vs. Western Illinois (2/23/19)
Home Runs.....	2, vs. Austin Peay (5/27/21)
RBI.....	5, vs. South Dakota State (3/2/18)
Stolen Bases.....	1, 2x, last vs. Eastern Illinois (4/8/18)

14 Danny Sperling

2021 Season/Career-Highs

At-Bats.....	4, 5x, last vs. Murray State (5/30/21)
Runs.....	2, at Lipscomb (5/15/21)
Hits.....	2, 5x, last vs. Murray State (5/30/21)
Doubles.....	1, 2x, last vs. Murray State (5/29/21)
Triples.....	-
Home Runs.....	1, vs. Murray State (5/30/21)
RBI.....	4, vs. Murray State (5/30/21)
Stolen Bases.....	1, at UT Martin (4/13/21)

15 Joseph Karall

2021 Season/Career-Highs

Innings Pitched.....	1.0, at Arkansas (2/27/21)
Fewest Hits.....	0, at Arkansas (2/26/21)
Most Hits.....	3, vs. Southern Illinois (3/24/21)
Fewest Runs.....	0, 2x, last at Arkansas (2/27/21)
Most Runs.....	7, vs. Southern Illinois (3/24/21)
Fewest Walks.....	0, 2x, last at Arkansas (2/27/21)
Strikeouts.....	1, at Arkansas (2/27/21)

16 Peyton Leeper

2021 Season-Highs

At-Bats.....	5, 5x, last at Murray State (4/9)
Runs.....	2, 6x, last vs. Jacksonville State (4/3)
Hits.....	2, 7x, last vs. Murray State (5/28)
Doubles.....	1, 10x, last vs. Murray State (5/29)
Triples.....	1, 4x, last vs. Eastern Kentucky (5/8)
Home Runs.....	-
RBI.....	1, 13x, last vs. Eastern Kentucky (5/8)
Stolen Bases.....	1, 6x, last vs. Murray State (5/30)

Career-Highs

At-Bats.....	5, 5x, last at Murray State (4/9/21)
Runs.....	3, at UT Martin (3/7/20)
Hits.....	2, 7x, last vs. Murray State (5/28/21)
Doubles.....	1, 10x, last vs. Murray State (5/30/21)
Triples.....	1, 4x, last vs. Eastern Kentucky (5/8/21)
Home Runs.....	-
RBI.....	1, 14x, last vs. Austin Peay (5/27/21)
Stolen Bases.....	1, 6x, last vs. Murray State (5/30/21)

17 Jon Sawyers

2021 Season/Career-Highs

Innings Pitched.....	1.0, vs. Southern Illinois (3/24/21)
Fewest Hits.....	2, vs. Southern Illinois (3/24/21)
Most Hits.....	2, vs. Southern Illinois (3/24/21)
Fewest Runs.....	0, vs. Southern Illinois (3/24/21)
Most Runs.....	-
Fewest Walks.....	1, vs. Southern Illinois (3/24/21)
Strikeouts.....	1, vs. Southern Illinois (3/24/21)

18 Noah Niznik

2021 Season-Highs

Innings Pitched.....	7.0, 2x, last vs. Austin Peay (3/20)
Fewest Hits.....	3, 2x, last at Lipscomb (5/15)
Most Hits.....	8, 3x, last at Murray State (4/9)
Fewest Runs.....	1, vs. Illinois State (3/6)
Most Runs.....	7, 2x, last vs. Jacksonville State (4/3)
Fewest Walks.....	0, 2x, last vs. Illinois State (3/6)
Strikeouts.....	6, 2x, last at Murray State (4/9)

Career-Highs

Innings Pitched.....	7.0, 4x, last vs. Austin Peay (3/20/21)
Fewest Hits.....	2, vs. Purdue Fort Wayne (3/2/19)
Most Hits.....	8, 4x, last at Murray State (4/9/21)
Fewest Runs.....	0, 4x, last vs. Ohio (2/29/20)
Most Runs.....	7, 3x, last vs. Jacksonville State (4/3/21)
Fewest Walks.....	0, 6x, last vs. Illinois State (3/6/21)
Strikeouts.....	7, 2x, last vs. UT Martin (3/10/19)

19 Danny Wright

2021 Season-Highs

At-Bats.....	6, vs. Austin Peay (3/20)
Runs.....	3, vs. Illinois State (3/7)
Hits.....	4, vs. Tennessee Tech (4/17)
Doubles.....	2, vs. Murray State (5/28)
Triples.....	1, vs. Missouri State (3/30)
Home Runs.....	1, 3x, last vs. UT Martin (5/21)
RBI.....	3, 2x, last at Murray State (4/9)
Stolen Bases.....	1, 11x, last at Lipscomb (5/15)

Career-Highs

At-Bats.....	7, vs. Northern Illinois (2/22/20)
Runs.....	3, 3x, last vs. Illinois State (3/7/21)
Hits.....	4, vs. Tennessee Tech (4/17/21)
Doubles.....	2, 3x, last vs. Murray State (5/28/21)
Triples.....	1, 7x, last vs. Missouri State (3/30/21)
Home Runs.....	1, 13x, last vs. UT Martin (5/21/21)
RBI.....	5, 2x, last at UT Martin (3/7/20)
Stolen Bases.....	2, 2x, last vs. Ohio (2/29/20)

20 Ryan Vogt

2021 Season/Career-Highs

Innings Pitched.....	3.0, at South Alabama (2/21/21)
Fewest Hits.....	0, vs. Tennessee Tech (4/17/21)
Most Hits.....	3, 2x, last at Saint Louis (3/16/21)
Fewest Runs.....	0, vs. Tennessee Tech (4/17/21)
Most Runs.....	3, at Arkansas (2/27/21)
Fewest Walks.....	0, 2x, last vs. Tennessee Tech (4/17/21)
Strikeouts.....	2, at South Alabama (2/21/21)

21 Josh Hoffmann

2021 Season/Career-Highs

Innings Pitched.....	0.1, vs. Missouri State (3/30/21)
Fewest Hits.....	2, vs. Missouri State (3/30/21)
Most Hits.....	2, vs. Missouri State (3/30/21)
Fewest Runs.....	0, vs. Missouri State (3/30/21)
Most Runs.....	-
Fewest Walks.....	0, vs. Missouri State (3/30/21)
Strikeouts.....	-

22 Austin Blazeovic

2021 Season-Highs

At-Bats.....	7, vs. Austin Peay (3/20)
Runs.....	2, 3x, last at Murray State (4/9)
Hits.....	3, 2x, last vs. Jacksonville State (4/3)
Doubles.....	1, 5x, last at Lipscomb (5/13)
Triples.....	1, at Arkansas (2/25)
Home Runs.....	1, at Arkansas (2/28)
RBI.....	3, 2x, last at SIU Edwardsville (3/13)
Stolen Bases.....	-

Career-Highs

At-Bats.....	7, vs. Austin Peay (3/20/21)
Runs.....	4, vs. Purdue Fort Wayne (3/2/19)
Hits.....	3, 3x, last vs. Jacksonville State (4/3/21)
Doubles.....	1, 13x, last at Lipscomb (5/13/21)
Triples.....	1, 2x, last at Arkansas (2/25/21)
Home Runs.....	1, 4x, last at Arkansas (2/28/21)
RBI.....	4, vs. Western Michigan (2/17/19)
Stolen Bases.....	1, 6x, last at UT Martin (3/7/20)

23 Brett Graber

2021 Season/Career-Highs

At-Bats.....	4, at Saint Louis (3/16/21)
Runs.....	1, 6x, last vs. Tennessee Tech (4/17/21)
Hits.....	2, at Eastern Illinois (3/27/21)
Doubles.....	1, 2x, last at Murray State (4/9/21)
Triples.....	-
Home Runs.....	-
RBI.....	-
Stolen Bases.....	-

24 Fischer Rausch

2021 Season/Career-Highs

Innings Pitched.....	2.0, 3x, last at Belmont (4/30/21)
Fewest Hits.....	0, 3x, last at Lipscomb (5/15/21)
Most Hits.....	2, at Eastern Illinois (3/27/21)
Fewest Runs.....	0, 8x, last vs. UT Martin (5/21/21)
Most Runs.....	2, 2x, last vs. Murray State (5/29/21)
Fewest Walks.....	0, 7x, last vs. UT Martin (5/21/21)
Strikeouts.....	5, vs. Illinois State (3/6/21)



25 Dylan Dodd

2021 Season-Highs	
Innings Pitched.....	7.2, at Eastern Illinois (3/26)
Fewest Hits.....	2, at Belmont (4/30)
Most Hits.....	9, 2x, last vs. Austin Peay (5/27)
Fewest Runs.....	0, 3x, last at Lipscomb (5/13)
Most Runs.....	7, vs. Austin Peay (5/27)
Fewest Walks.....	0, 4x, last vs. Austin Peay (5/27)
Strikeouts.....	11, vs. Austin Peay (5/27)

Career-Highs	
Innings Pitched.....	9.0, vs. Ohio (2/28/20)
Fewest Hits.....	2, 2x, last at Belmont (4/30/21)
Most Hits.....	9, 2x, last vs. Austin Peay (5/27/21)
Fewest Runs.....	0, 5x, last at Lipscomb (5/13/21)
Most Runs.....	8, at Murray State (4/12/19)
Fewest Walks.....	0, 8x, last vs. Austin Peay (5/27/21)
Strikeouts.....	15, vs. Ohio (2/28/20)

26 Collin Wilma

2021 Season-Highs	
Innings Pitched.....	6.2, vs. Tennessee Tech (4/17)
Fewest Hits.....	1, 3x, last at Belmont (5/1)
Most Hits.....	6, 2x, last at Murray State (4/10)
Fewest Runs.....	0, 2x, last at Belmont (5/1)
Most Runs.....	5, at Murray State (4/10)
Fewest Walks.....	0, 2x, last at Eastern Illinois (3/27)
Strikeouts.....	6, at Murray State (4/10)

Career-Highs	
Innings Pitched.....	7.1, vs. Ohio (2/29/20)
Fewest Hits.....	1, 3x, last at Belmont (5/1/21)
Most Hits.....	9, at UT Martin (3/8/20)
Fewest Runs.....	0, 2x, last at Belmont (5/1/21)
Most Runs.....	7, at UT Martin (3/8/20)
Fewest Walks.....	0, 3x, last at Eastern Illinois (3/27/21)
Strikeouts.....	6, 2x, last at Murray State (4/10/21)

27 Austin Williams

2021 Season/Career-Highs	
Innings Pitched.....	3.2, 2x, last at Belmont (5/1/21)
Fewest Hits.....	0, at Saint Louis (3/16/21)
Most Hits.....	5, at Murray State (4/9/21)
Fewest Runs.....	0, 9x, last vs. Murray State (5/28/21)
Most Runs.....	3, 4x, last at Murray State (4/9/21)
Fewest Walks.....	0, 14x, last vs. Murray State (5/28/21)
Strikeouts.....	4, 3x, last vs. Eastern Kentucky (5/8/21)

28 Anthony Klein

2021 Season/Career-Highs	
Innings Pitched.....	-
Fewest Hits.....	-
Most Hits.....	-
Fewest Runs.....	-
Most Runs.....	-
Fewest Walks.....	-
Strikeouts.....	-

30 Adonis Forte

2021 Season-Highs	
At-Bats.....	-
Runs.....	-
Hits.....	-
Doubles.....	-
Triples.....	-
Home Runs.....	-
RBI.....	-
Stolen Bases.....	-

31 Blake Cisneros

2021 Season-Highs	
Innings Pitched.....	2.2, at South Alabama (2/21)
Fewest Hits.....	0, 12x, last vs. Austin Peay (5/27)
Most Hits.....	3, vs. Murray State (5/28)
Fewest Runs.....	0, 11x, last vs. Austin Peay (5/27)
Most Runs.....	3, at Murray State (4/10)
Fewest Walks.....	0, 10x, last vs. Austin Peay (5/27)
Strikeouts.....	3, at South Alabama (2/21)

Career-Highs	
Innings Pitched.....	3.0, 2x, last vs. Austin Peay (3/24/19)
Fewest Hits.....	0, 19x, last vs. Austin Peay (5/27/21)
Most Hits.....	6, vs. Purdue Fort Wayne (3/1/19)
Fewest Runs.....	0, 21x, last vs. Austin Peay (5/27/21)
Most Runs.....	3, 5x, last at Murray State (4/10/21)
Fewest Walks.....	0, 28x, last vs. Austin Peay (5/27/21)
Strikeouts.....	5, vs. McKendree (4/23/19)

32 Connery O'Donnell

2021 Season/Career-Highs	
Innings Pitched.....	1.1, 2x, last at Arkansas (2/28/21)
Fewest Hits.....	0, 2x, last vs. Southern Illinois (3/24/21)
Most Hits.....	2, at Arkansas (2/28/21)
Fewest Runs.....	0, vs. Southern Illinois (3/24/21)
Most Runs.....	2, at Arkansas (2/28/21)
Fewest Walks.....	1, 2x, last vs. Southern Illinois (3/24/21)
Strikeouts.....	1, 2x, last vs. Southern Illinois (3/24/21)

33 Bryce Grossius

2021 Season-Highs	
Innings Pitched.....	6.0, vs. Eastern Kentucky (5/7)
Fewest Hits.....	1, 3x, last at Belmont (5/1)
Most Hits.....	9, vs. Murray State (5/28)
Fewest Runs.....	0, 2x, last vs. Eastern Kentucky (5/7)
Most Runs.....	7, vs. Illinois State (3/6)
Fewest Walks.....	0, 6x, last vs. UT Martin (5/21)
Strikeouts.....	7, vs. UT Martin (5/21)

Career-Highs	
Innings Pitched.....	6.0, vs. Eastern Kentucky (5/7/21)
Fewest Hits.....	0, 10x, last at Arkansas State (3/3/20)
Most Hits.....	9, vs. Murray State (5/28/21)
Fewest Runs.....	0, 13x, last vs. Eastern Kentucky (5/7/21)
Most Runs.....	7, vs. Illinois State (3/6/21)
Fewest Walks.....	0, 15x, last vs. UT Martin (5/21/21)
Strikeouts.....	7, vs. UT Martin (5/21/21)

34 Brandon McCabe

2021 Season/Career-Highs	
Innings Pitched.....	2.0, 2x, last at Lipscomb (5/14/21)
Fewest Hits.....	0, 2x, last vs. Murray State (5/29/21)
Most Hits.....	2, at Lipscomb (5/14/21)
Fewest Runs.....	0, 4x, last vs. Murray State (5/29/21)
Most Runs.....	3, vs. UT Martin (5/21/21)
Fewest Walks.....	0, 2x, last vs. UT Martin (5/21/21)
Strikeouts.....	2, at Lipscomb (5/14/21)

35 Ryan Malzahn

2021 Season-Highs	
At-Bats.....	-
Runs.....	-
Hits.....	-
Doubles.....	-
Triples.....	-
Home Runs.....	-
RBI.....	-
Stolen Bases.....	-

36 Joey Kossina

2021 Season/Career-Highs	
Innings Pitched.....	3.0, at Arkansas (2/27/21)
Fewest Hits.....	1, 2x, last at Eastern Illinois (3/27/21)
Most Hits.....	5, vs. Illinois State (3/6/21)
Fewest Runs.....	0, 3x, last at Eastern Illinois (3/27/21)
Most Runs.....	4, vs. Illinois State (3/6/21)
Fewest Walks.....	0, 3x, last at Eastern Illinois (3/27/21)
Strikeouts.....	3, at Arkansas (2/27/21)

37 Hunter Ralls

2021 Season/Career-Highs	
Innings Pitched.....	5.0, vs. UT Martin (5/21/21)
Fewest Hits.....	0, 2x, last at Saint Louis (3/16/21)
Most Hits.....	6, at Arkansas (2/28/21)
Fewest Runs.....	0, 7x, last vs. UT Martin (5/21/21)
Most Runs.....	6, at Arkansas (2/28/21)
Fewest Walks.....	0, 5x, last vs. Missouri State (3/30/21)
Strikeouts.....	5, vs. Illinois State (3/7/21)

38 Hayden Malenfant

2021 Season-Highs	
Innings Pitched.....	2.1, at Eastern Illinois (3/27)
Fewest Hits.....	0, 4x, last at UT Martin (4/13)
Most Hits.....	4, vs. Eastern Kentucky (5/7)
Fewest Runs.....	0, 7x, last at Belmont (5/1)
Most Runs.....	5, vs. Southern Illinois (3/24)
Fewest Walks.....	0, 6x, last vs. UT Martin (5/21)
Strikeouts.....	3, 2x, last at Austin Peay (4/28)

Career-Highs	
Innings Pitched.....	2.1, 2x, last at Eastern Illinois (3/27/21)
Fewest Hits.....	0, 6x, last at UT Martin (4/13/21)
Most Hits.....	4, 2x, last vs. Eastern Kentucky (5/8/21)
Fewest Runs.....	0, 9x, last at Belmont (5/1/21)
Most Runs.....	5, vs. Southern Illinois (3/24/21)
Fewest Walks.....	0, 9x, last vs. UT Martin (5/21/21)
Strikeouts.....	3, 2x, last at Austin Peay (4/28/21)

44 Matt Perego

2021 Season/Career-Highs	
Innings Pitched.....	1.2, 2x, last vs. UT Martin (5/21/21)
Fewest Hits.....	0, 4x, last at Murray State (4/10/21)
Most Hits.....	4, at Arkansas (2/27/21)
Fewest Runs.....	0, 8x, last vs. UT Martin (5/21/21)
Most Runs.....	3, vs. Missouri State (3/30/21)
Fewest Walks.....	0, 9x, last vs. Murray State (5/29/21)
Strikeouts.....	2, 2x, last vs. Missouri State (3/30/21)

55 Noah Stone

2021 Season/Career-Highs	
Innings Pitched.....	-
Fewest Hits.....	-
Most Hits.....	-
Fewest Runs.....	-
Most Runs.....	-
Fewest Walks.....	-
Strikeouts.....	-



Game-by-Game Starting Lineups

Opponent	P	C	1B	2B	3B	SS	LF	CF	RF	DH
South Alabama	Dodd	W. Stauss	Blazevic	Basler	Leeper	Wilber	Keck	Wright	Jacobsen	Andrews
South Alabama	Niznik	W. Stauss	Blazevic	Basler	Leeper	Wilber	Keck	Wright	Jacobsen	Andrews
South Alabama	Vogt	W. Stauss	Blazevic	Basler	Leeper	Wilber	T. Stauss	Wright	Keck	Andrews
Arkansas	Dodd	Keck	Blazevic	Basler	Leeper	Wilber	T. Stauss	Wright	Zivic	Andrews
Arkansas	Niznik	Keck	Blazevic	Basler	Leeper	Wilber	T. Stauss	Wright	Zivic	Andrews
Arkansas	Vogt	Keck	Blazevic	Basler	Leeper	Wilber	T. Stauss	Wright	Mason	Andrews
Arkansas	Williams	Keck	Blazevic	Basler	Leeper	Wilber	T. Stauss	Wright	Mason	Andrews
Illinois State	Dodd	W. Stauss	Blazevic	Basler	Leeper	Wilber	T. Stauss	Mason	Keck	Andrews
Illinois State	Niznik	W. Stauss	Blazevic	Basler	Leeper	Wilber	T. Stauss	Mason	Keck	Andrews
Illinois State	Kossina	Keck	Blazevic	Basler	Leeper	Wilber	T. Stauss	Graber	Zivic	Andrews
Illinois State	Miller	W. Stauss	Blazevic	Basler	Leeper	Wilber	T. Stauss	Wright	Keck	Andrews
SIU Edwardsville	Dodd	W. Stauss	Blazevic	Basler	Leeper	Wilber	T. Stauss	Wright	Keck	Mason
SIU Edwardsville	Niznik	W. Stauss	Blazevic	Basler	Leeper	Wilber	T. Stauss	Wright	Keck	Andrews
SIU Edwardsville	Miller	Keck	Blazevic	Basler	Leeper	Wilber	T. Stauss	Wright	Jacobsen	W. Stauss
Saint Louis	Ralls	W. Stauss	Blazevic	Basler	Leeper	Wilber	T. Stauss	Wright	Keck	Andrews
Austin Peay	Dodd	W. Stauss	Blazevic	Basler	Leeper	Wilber	T. Stauss	Wright	Keck	Zivic
Austin Peay	Niznik	W. Stauss	Blazevic	Basler	Leeper	Wilber	T. Stauss	Wright	Keck	Sperling
Austin Peay	Miller	Keck	Blazevic	Basler	Leeper	Wilber	Zivic	Wright	Mason	W. Stauss
Southern Illinois	Ralls	W. Stauss	Blazevic	Basler	Leeper	Wilber	T. Stauss	Wright	Mason	Keck
Eastern Illinois	Dodd	W. Stauss	Blazevic	Basler	Leeper	Wilber	Mason	Wright	Keck	Sperling
Eastern Illinois	Miller	W. Stauss	Blazevic	Basler	Leeper	Wilber	Mason	Wright	Keck	Andrews
Eastern Illinois	Niznik	Keck	Blazevic	Basler	Leeper	Wilber	Graber	Wright	Mason	W. Stauss
Missouri State	Grossius	W. Stauss	Blazevic	Basler	Leeper	Wilber	Mason	Wright	Keck	Andrews
Jacksonville State	Dodd	W. Stauss	Blazevic	Basler	Leeper	Wilber	Mason	Wright	Keck	Andrews
Jacksonville State	Niznik	Keck	Blazevic	Basler	Leeper	Wilber	Mason	Wright	Jacobsen	W. Stauss
Jacksonville State	Wilma	W. Stauss	Blazevic	Basler	Leeper	Wilber	T. Stauss	Mason	Keck	Sperling
Murray State	Dodd	W. Stauss	Blazevic	Basler	Leeper	Wilber	Mason	Wright	Keck	Graber
Murray State	Niznik	W. Stauss	Andrews	Basler	Leeper	Wilber	Mason	Wright	Keck	Blazevic
Murray State	Wilma	W. Stauss	Andrews	Basler	Leeper	Wilber	Mason	Wright	Keck	Blazevic
UT Martin	Grossius	Keck	Andrews	Sperling	Basler	Wilber	T. Stauss	Wright	Mason	W. Stauss
Tennessee Tech	Dodd	W. Stauss	Andrews	Basler	Leeper	Wilber	Mason	Wright	Keck	Blazevic
Tennessee Tech	Niznik	W. Stauss	Andrews	Basler	Leeper	Wilber	Mason	Wright	Keck	Blazevic
Tennessee Tech	Wilma	W. Stauss	Andrews	Basler	Leeper	Wilber	Mason	Wright	Keck	Wilma
Austin Peay	Grossius	W. Stauss	Blazevic	Basler	Leeper	Wilber	Mason	Wright	Keck	Andrews
Belmont	Dodd	W. Stauss	Blazevic	Basler	Leeper	Wilber	Mason	Wright	Keck	Andrews
Belmont	Niznik	W. Stauss	Blazevic	Basler	Leeper	Wilber	Mason	Wright	Keck	Andrews
Belmont	Wilma	W. Stauss	Andrews	Basler	Leeper	Wilber	Mason	Wright	Keck	Sperling
Eastern Kentucky	Dodd	W. Stauss	Blazevic	Basler	Leeper	Wilber	Mason	Wright	Keck	Andrews
Eastern Kentucky	Grossius	W. Stauss	Andrews	Basler	Leeper	Wilber	Mason	Wright	Keck	Sperling
Eastern Kentucky	Niznik	W. Stauss	Andrews	Basler	Leeper	Wilber	Mason	Wright	Keck	Sperling
Lipscomb	Dodd	W. Stauss	Blazevic	Basler	Leeper	Wilber	Mason	Wright	Keck	Andrews
Lipscomb	Grossius	Keck	Andrews	Sperling	Basler	Wilber	T. Stauss	Wright	Mason	W. Stauss
Lipscomb	Ralls	W. Stauss	Blazevic	Sperling	Basler	Wilber	Mason	Wright	Keck	Andrews
UT Martin	Dodd	W. Stauss	Andrews	Basler	Leeper	Wilber	Mason	Wright	Keck	Sperling
UT Martin	Grossius	W. Stauss	Andrews	Basler	Leeper	Wilber	Mason	Wright	Keck	Sperling
UT Martin	Ralls	Keck	Blazevic	Sperling	Basler	Wilber	T. Stauss	Wright	Mason	Andrews
Austin Peay	Dodd	W. Stauss	Andrews	Basler	Leeper	Wilber	Mason	Wright	Keck	Sperling
Murray State	Grossius	W. Stauss	Andrews	Basler	Leeper	Wilber	Mason	Wright	Keck	Sperling
Murray State	Ralls	W. Stauss	Andrews	Basler	Leeper	Wilber	Mason	Wright	Keck	Sperling
Murray State	Miller	W. Stauss	Andrews	Basler	Leeper	Wilber	Mason	Wright	Keck	Sperling



Game-by-Game Hitting

Opponent	AB	R	H	RBI	2B	3B	HR	BB	IBB	SB	CS	HBP	SAC	SF	GDP	K	PQ	A	E	Avg
Southeast Missouri	31	4	7	4	1	0	0	3	0	1	1	2	3	0	1	10	27	10	0	.226
South Alabama	31	2	5	2	2	0	1	2	0	1	0	0	0	1	0	13	27	10	3	.161
Southeast Missouri	36	5	10	2	1	1	0	2	0	1	0	1	1	0	1	13	24	12	2	.254
South Alabama	27	6	6	4	1	0	0	9	0	1	1	1	3	0	0	5	27	9	2	.190
Southeast Missouri	39	8	11	7	1	0	2	5	0	5	0	0	1	2	0	13	30	14	0	.264
South Alabama	30	6	8	6	1	0	1	6	0	1	0	1	4	1	1	7	30	9	2	.216
Southeast Missouri	37	5	9	4	0	1	0	3	0	2	1	1	0	0	0	10	28	7	0	.259
Arkansas	37	6	9	6	1	0	2	4	0	0	0	3	0	1	0	13	30	15	0	.224
Southeast Missouri	31	3	5	3	0	0	0	6	0	2	0	0	0	0	0	8	24	6	0	.241
Arkansas	32	7	8	7	0	1	4	0	0	1	0	3	0	0	0	7	27	12	9	.229
Southeast Missouri	33	3	6	3	0	0	1	5	0	1	0	0	0	0	0	13	24	6	1	.232
Arkansas	39	9	15	7	4	0	1	6	0	4	0	0	0	0	0	9	27	9	1	.260
Southeast Missouri	19	4	4	4	0	0	1	5	0	5	0	0	0	0	0	6	12	5	2	.230
Arkansas	25	11	12	9	6	0	3	4	0	2	0	0	0	0	0	3	15	8	0	.285
Southeast Missouri	36	4	11	4	3	0	0	5	0	1	0	3	2	0	0	10	30	14	1	.240
Illinois State	39	3	11	3	2	0	0	2	1	2	0	0	1	0	1	12	29	8	1	.285
Southeast Missouri	23	5	6	5	0	1	2	3	0	0	1	0	0	1	0	5	21	10	1	.242
Illinois State	29	1	8	1	2	0	0	0	0	0	0	0	0	0	1	4	18	6	1	.284
Southeast Missouri	24	1	4	1	0	1	0	0	0	0	0	0	0	0	1	7	21	8	2	.236
Illinois State	38	13	16	12	3	0	2	3	0	1	0	0	0	0	1	9	21	8	0	.300
Southeast Missouri	31	8	11	8	1	0	1	3	0	0	0	0	1	0	0	4	27	8	0	.244
Illinois State	34	1	8	1	1	0	1	1	0	0	0	0	0	0	0	8	24	12	1	.294
Southeast Missouri	27	2	5	2	0	0	0	4	0	1	0	0	1	2	1	10	24	6	1	.243
SIU Edwardsville	34	6	9	6	5	1	0	3	0	0	0	1	0	0	0	14	27	13	0	.291
Southeast Missouri	35	6	7	5	0	0	0	6	0	3	0	1	1	1	0	7	30	9	0	.239
SIU Edwardsville	40	3	13	3	1	0	0	5	0	1	0	0	0	1	1	13	30	13	0	.294
Southeast Missouri	32	6	8	6	2	0	1	1	0	3	2	1	0	1	0	8	27	5	1	.240
SIU Edwardsville	37	4	11	4	3	0	0	0	0	0	0	1	0	1	0	10	27	10	0	.294
Southeast Missouri	34	8	7	7	1	0	1	6	0	2	0	3	1	0	1	5	27	8	0	.237
Saint Louis	31	6	7	5	2	0	0	6	0	2	1	2	0	2	0	8	27	14	2	.290
Southeast Missouri	28	6	5	5	1	0	0	8	0	3	0	0	0	0	1	6	27	11	4	.234
Austin Peay	33	3	4	2	0	0	0	3	0	1	0	0	0	0	0	12	24	8	1	.280
Southeast Missouri	39	6	10	6	1	0	1	3	0	1	0	1	0	1	1	6	33	12	0	.236
Austin Peay	39	5	8	5	2	0	2	6	0	1	0	0	0	0	1	6	31	13	0	.275
Southeast Missouri	48	11	12	7	2	0	1	8	0	0	3	2	1	0	0	8	36	17	2	.237
Austin Peay	51	12	19	11	6	2	1	2	0	5	4	2	1	0	1	13	36	14	7	.283
Southeast Missouri	36	4	8	3	0	0	0	10	0	0	0	0	0	0	0	8	27	10	1	.236
Southern Illinois	44	21	17	19	4	0	3	13	0	2	0	2	0	0	1	8	27	12	1	.290
Southeast Missouri	35	3	9	3	3	0	1	2	0	2	0	1	0	0	0	5	27	11	1	.237
Eastern Illinois	33	2	8	2	0	0	0	1	0	1	0	0	1	0	0	10	27	15	1	.287
Southeast Missouri	35	2	11	2	0	0	0	0	0	1	0	1	1	0	0	11	24	11	3	.241
Eastern Illinois	31	9	8	8	3	0	0	8	0	0	0	0	0	2	0	4	27	11	2	.286
Southeast Missouri	35	4	11	3	3	0	0	1	0	0	0	0	1	0	0	7	24	14	2	.244
Eastern Illinois	34	8	11	8	2	0	1	2	0	1	1	1	1	0	0	2	27	14	1	.288
Southeast Missouri	41	8	13	8	2	1	1	7	1	2	1	2	0	0	1	9	30	10	0	.248
Missouri State	38	9	11	8	2	0	2	2	0	0	0	1	1	1	0	10	30	13	1	.288
Southeast Missouri	34	6	9	6	2	0	0	5	0	1	0	0	1	0	0	11	27	9	0	.249
Jacksonville State	37	5	11	5	2	0	1	1	0	0	0	0	0	1	0	10	24	4	2	.288
Southeast Missouri	35	4	12	4	3	0	1	2	0	0	1	3	0	1	3	8	27	13	1	.253
Jacksonville State	34	8	10	7	2	0	3	4	0	0	0	3	2	0	1	6	27	14	2	.288
Southeast Missouri	31	8	9	7	3	0	1	7	0	2	0	2	1	2	0	7	27	13	0	.254
Jacksonville State	33	3	8	2	2	0	0	5	0	0	0	2	0	0	2	6	24	4	1	.287
Southeast Missouri	38	8	13	7	5	0	0	4	0	1	1	1	2	0	0	6	27	7	0	.258
Murray State	32	3	7	3	4	0	1	1	0	1	0	1	0	1	0	10	27	13	2	.285
Southeast Missouri	38	12	12	10	1	0	3	3	0	0	1	2	1	1	0	7	27	2	0	.260
Murray State	41	8	14	7	5	1	2	2	0	4	0	1	0	0	0	11	27	7	3	.287



SOUTHEAST MISSOURI BASEBALL NOTES // NCAA OXFORD REGIONAL

Game-by-Game Hitting

Opponent	AB	R	H	RBI	2B	3B	HR	BB	IBB	SB	CS	HBP	SAC	SF	GDP	K	PO	A	E	Avg
Southeast Missouri	36	6	9	6	3	0	2	2	0	0	0	1	0	0	0	10	24	6	4	.260
Murray State	36	11	11	9	1	0	3	8	0	0	0	0	0	1	0	11	27	7	1	.288
Southeast Missouri	39	8	12	8	4	1	1	6	0	3	0	2	0	0	0	12	27	6	0	.262
UT Martin	34	1	7	1	1	0	0	3	0	0	1	1	0	0	0	12	27	7	1	.285
Southeast Missouri	31	7	8	7	4	0	0	6	0	1	0	2	0	1	0	8	27	10	2	.262
Tennessee Tech	35	3	8	3	4	0	1	2	0	0	1	1	0	0	0	11	24	5	0	.283
Southeast Missouri	30	1	6	1	2	0	0	2	0	0	0	1	0	1	2	2	27	13	2	.260
Tennessee Tech	35	9	11	9	2	0	0	7	0	1	1	0	2	0	1	7	27	14	0	.284
Southeast Missouri	30	7	11	7	1	2	0	4	1	3	0	1	2	3	0	7	27	10	1	.263
Tennessee Tech	32	2	5	2	0	0	1	2	0	1	1	0	0	0	0	3	24	9	1	.281
Southeast Missouri	34	16	19	15	3	0	3	2	0	1	0	2	1	1	1	1	18	7	1	.272
Austin Peay	25	3	6	2	2	0	0	1	0	2	0	0	0	0	0	9	18	8	3	.280
Southeast Missouri	35	12	13	10	1	0	0	5	0	0	3	3	1	0	1	5	27	13	0	.275
Belmont	28	0	3	0	1	0	0	1	0	0	0	0	0	0	2	12	27	15	2	.276
Southeast Missouri	30	1	3	1	0	0	0	4	0	0	0	2	0	0	0	7	24	14	0	.270
Belmont	27	4	9	4	1	0	0	5	0	1	1	1	0	2	2	7	27	6	0	.277
Southeast Missouri	34	5	11	5	2	0	0	3	0	1	0	1	1	0	4	6	27	6	0	.272
Belmont	32	0	6	0	1	0	0	3	0	0	0	2	0	0	1	10	27	12	0	.275
Southeast Missouri	29	6	6	5	0	0	1	3	1	0	0	0	1	0	0	7	27	6	1	.270
Eastern Kentucky	34	2	6	2	2	0	0	4	0	0	0	0	0	0	0	10	24	9	1	.272
Southeast Missouri	29	0	4	0	1	0	0	6	0	0	0	0	0	0	2	7	27	11	1	.267
Eastern Kentucky	39	8	13	8	3	0	1	4	0	0	0	0	0	0	0	8	27	11	1	.274
Southeast Missouri	29	7	11	7	4	1	1	3	0	0	1	2	3	0	1	6	27	7	3	.270
Eastern Kentucky	35	6	9	5	1	1	0	3	0	1	0	0	0	1	0	6	24	14	0	.273
Southeast Missouri	35	3	7	3	3	0	0	1	0	1	0	0	0	0	0	7	27	11	1	.268
Lipscomb	35	2	9	2	2	0	0	0	0	1	0	1	1	0	1	9	27	12	0	.273
Southeast Missouri	29	0	3	0	0	0	0	3	0	1	0	1	0	0	1	8	24	12	0	.265
Lipscomb	28	3	7	2	2	0	0	0	0	0	0	1	1	1	1	7	27	12	0	.273
Southeast Missouri	38	8	15	7	1	0	1	1	0	1	2	2	1	0	1	7	27	11	1	.268
Lipscomb	33	4	7	4	0	1	0	6	0	0	0	0	0	1	0	8	27	15	0	.271
Southeast Missouri	36	6	12	6	0	0	3	0	0	1	0	1	0	0	1	10	27	13	3	.270
UT Martin	35	2	6	2	0	0	1	1	0	0	0	1	0	0	0	9	24	7	2	.269
Southeast Missouri	32	3	8	3	2	0	1	5	0	1	0	0	0	0	0	14	27	13	0	.269
UT Martin	34	2	9	2	1	0	1	1	0	0	1	0	1	0	1	9	24	8	0	.269
Southeast Missouri	30	2	5	2	0	0	0	2	0	0	0	1	0	1	0	9	27	10	1	.267
UT Martin	34	9	11	7	4	0	1	4	0	0	0	3	2	1	0	3	27	10	0	.270
Southeast Missouri	35	11	14	11	4	0	3	7	0	0	0	0	2	1	1	5	27	5	2	.270
Austin Peay	42	8	14	8	1	0	2	1	0	0	0	0	0	0	1	13	24	9	1	.272
Southeast Missouri	36	6	12	6	4	0	2	3	0	1	0	1	0	0	1	7	27	12	0	.272
Murray State	39	5	14	4	1	1	1	2	0	3	0	1	0	0	1	5	24	11	2	.274
Southeast Missouri	33	1	7	1	2	0	0	3	0	0	0	1	0	0	2	11	27	9	0	.270
Murray State	36	10	10	9	2	1	1	9	0	0	0	1	0	0	1	10	27	7	2	.274
Southeast Missouri	33	10	11	10	3	0	1	4	0	3	0	3	0	0	2	9	27	3	1	.272
Murray State	29	1	2	1	1	1	0	1	0	0	0	0	1	0	0	10	24	6	1	.270



Game-by-Game Pitching

Opponent	IP	H	R	ER	BB	SO	2B	3B	HR	WP	BK	HBP	DP	IBB	Score	W-L	SV	ERA
Southeast Missouri	9.0	5	2	2	2	13	2	0	1	2	0	0	0	0	4-2	1-0	1	2.00
South Alabama	9.0	7	4	4	3	10	1	0	0	2	0	2	2	0	2-4	0-1	0	4.00
Southeast Missouri	8.0	6	6	4	9	5	1	0	0	4	0	1	0	0	5-6	1-1	1	3.18
South Alabama	9.0	10	5	3	2	13	1	1	0	1	0	1	1	0	6-5	1-1	1	3.50
Southeast Missouri	10.0	8	6	6	6	7	1	0	1	4	0	1	2	0	8-6	2-1	1	4.00
South Alabama	10.0	11	8	8	5	13	1	0	2	2	0	0	0	0	6-8	1-2	1	4.82
Southeast Missouri	9.1	9	6	6	4	13	1	0	2	0	0	3	0	0	5-6	2-2	1	4.46
Arkansas	10.0	9	5	5	3	10	0	1	0	0	1	1	1	0	6-5	2-2	1	4.74
Southeast Missouri	8.0	8	7	7	0	7	0	1	4	0	0	3	0	0	3-7	2-3	1	5.08
Arkansas	9.0	5	3	2	6	8	0	0	0	2	0	0	1	0	7-3	3-2	1	4.21
Southeast Missouri	8.0	15	9	9	6	9	4	0	1	6	0	0	0	0	3-9	2-4	1	5.85
Arkansas	9.0	6	3	3	5	13	0	0	1	1	0	0	1	0	9-3	4-2	1	4.02
Southeast Missouri	4.0	12	11	9	4	3	6	0	3	0	0	0	1	0	4-11	2-5	1	6.87
Arkansas	5.0	4	4	4	5	6	0	0	1	1	0	0	1	0	11-4	5-2	1	4.28
Southeast Missouri	10.0	11	3	2	2	12	2	0	0	0	0	0	1	1	4-3	3-5	1	6.11
Illinois State	9.2	11	4	4	5	10	3	0	0	2	0	3	0	0	3-4	5-3	1	4.20
Southeast Missouri	7.0	8	1	1	0	4	2	0	0	0	0	0	1	0	5-1	4-5	1	5.65
Illinois State	6.0	6	5	5	3	5	0	1	2	0	0	0	0	0	1-5	5-4	1	4.46
Southeast Missouri	7.0	16	13	12	3	9	3	0	2	2	1	0	1	0	1-13	4-6	1	6.50
Illinois State	7.0	4	1	1	0	7	0	1	0	0	0	0	1	0	13-1	6-4	1	4.20
Southeast Missouri	9.0	8	1	1	1	8	1	0	1	0	0	0	0	0	8-1	5-6	2	5.94
Illinois State	8.0	11	8	7	3	4	1	0	1	0	0	0	0	0	1-8	6-5	1	4.52
Southeast Missouri	8.0	9	6	5	3	14	5	1	0	1	0	1	0	0	2-6	5-7	2	5.92
SIU Edwardsville	9.0	5	2	2	4	10	0	0	0	1	0	0	1	0	6-2	7-5	2	4.29
Southeast Missouri	10.0	13	3	3	5	13	1	0	0	1	0	0	1	0	6-3	6-7	2	5.62
SIU Edwardsville	10.0	7	6	6	6	7	0	0	0	1	0	0	1	0	3-6	7-6	2	4.39
Southeast Missouri	9.0	11	4	3	0	10	3	0	0	1	0	1	0	0	6-4	7-7	3	5.42
SIU Edwardsville	9.0	8	6	6	1	8	2	0	1	0	0	1	0	0	4-6	7-7	2	4.51
Southeast Missouri	9.0	7	6	6	6	8	2	0	0	3	0	2	0	0	8-6	8-7	4	5.46
Saint Louis	9.0	7	8	7	6	5	1	0	1	1	0	3	1	0	6-8	7-8	2	4.69
Southeast Missouri	9.0	4	3	0	3	12	0	0	0	4	0	0	1	0	6-3	9-7	5	5.09
Austin Peay	8.0	5	6	5	8	6	1	0	0	1	0	0	1	0	3-6	7-9	2	4.74
Southeast Missouri	11.0	8	5	5	6	6	2	0	2	2	0	0	1	0	6-5	10-7	5	5.02
Austin Peay	10.1	10	6	6	3	6	1	0	1	1	0	1	1	0	5-6	7-10	2	4.78
Southeast Missouri	12.0	19	12	11	2	13	6	2	1	1	0	2	1	0	11-12	10-8	5	5.26
Austin Peay	12.0	12	11	4	8	8	2	0	1	2	0	2	0	0	12-11	8-10	2	4.64
Southeast Missouri	9.0	17	21	20	13	8	4	0	3	4	0	2	1	0	4-21	10-9	5	6.06
Southern Illinois	9.0	8	4	3	10	8	0	0	0	3	0	0	0	0	21-4	9-10	2	4.55
Southeast Missouri	9.0	8	2	2	1	10	0	0	0	0	0	0	2	0	3-2	11-9	6	5.85
Eastern Illinois	9.0	9	3	2	2	5	3	0	1	1	0	1	1	0	2-3	9-11	2	4.42
Southeast Missouri	8.0	8	9	7	8	4	3	0	0	3	1	0	1	0	2-9	11-10	6	5.94
Eastern Illinois	9.0	11	2	2	0	11	0	0	0	0	0	1	2	0	9-2	10-11	2	4.31
Southeast Missouri	8.0	11	8	7	2	2	2	0	1	2	0	1	0	0	4-8	11-11	6	6.02
Eastern Illinois	9.0	11	4	1	1	7	3	0	0	1	0	0	1	0	8-4	11-11	3	4.15
Southeast Missouri	10.0	11	9	8	2	10	2	0	2	1	0	1	0	0	8-9	11-12	6	6.08
Missouri State	10.0	13	8	7	7	9	2	1	1	0	0	2	1	1	9-8	12-11	3	4.26
Southeast Missouri	9.0	11	5	5	1	10	2	0	1	2	0	0	0	0	6-5	12-12	7	6.03
Jacksonville State	8.0	9	6	4	5	11	2	0	0	3	0	0	0	0	5-6	12-12	3	4.27
Southeast Missouri	9.0	10	8	7	4	6	2	0	3	0	0	3	1	0	4-8	12-13	7	6.07
Jacksonville State	9.0	12	4	4	2	8	3	0	1	0	0	3	3	0	8-4	13-12	4	4.26
Southeast Missouri	9.0	8	3	3	5	6	2	0	0	1	0	2	2	0	8-3	13-13	7	5.95
Jacksonville State	8.0	9	8	5	7	7	3	0	1	2	0	2	0	0	3-8	13-13	4	4.30
Southeast Missouri	9.0	7	3	3	1	10	4	0	1	1	0	1	0	0	8-3	14-13	7	5.84
Murray State	9.0	13	8	7	4	6	5	0	0	1	0	1	0	0	3-8	13-14	4	4.41
Southeast Missouri	9.0	14	8	8	2	11	5	1	2	1	0	1	0	0	12-8	15-13	7	5.92
Murray State	9.0	12	12	11	3	7	1	0	3	1	0	2	0	0	8-12	13-15	4	4.65



SOUTHEAST MISSOURI BASEBALL NOTES // NCAA OXFORD REGIONAL

Game-by-Game Pitching

Opponent	IP	H	R	ER	BB	SO	2B	3B	HR	WP	BK	HBP	DP	IBB	Score	W-L	SV	ERA
Southeast Missouri	8.0	11	11	8	8	11	1	0	3	3	0	0	0	0	6-11	15-14	7	6.02
Murray State	9.0	9	6	2	2	10	3	0	2	1	0	1	0	0	11-6	14-15	5	4.55
Southeast Missouri	9.0	7	1	1	3	12	1	0	0	2	0	1	0	0	8-1	16-14	7	5.84
UT Martin	9.0	12	8	8	6	12	4	1	1	1	0	2	0	0	1-8	14-16	5	4.67
Southeast Missouri	9.0	8	3	3	2	11	4	0	1	2	0	1	0	0	7-3	17-14	7	5.75
Tennessee Tech	8.0	8	7	7	6	8	4	0	0	0	0	2	0	0	3-7	14-17	5	4.76
Southeast Missouri	9.0	11	9	9	7	7	2	0	0	1	0	0	1	0	1-9	17-15	7	5.85
Tennessee Tech	9.0	6	1	1	2	2	2	0	0	0	0	1	2	0	9-1	15-17	5	4.64
Southeast Missouri	9.0	5	2	2	2	3	0	0	1	1	0	0	0	0	7-2	18-15	7	5.73
Tennessee Tech	8.0	11	7	5	4	7	1	2	0	2	0	1	0	1	2-7	15-18	5	4.67
Southeast Missouri	6.0	6	3	2	1	9	2	0	0	0	0	0	0	0	16-3	19-15	7	5.68
Austin Peay	6.0	19	16	15	2	1	3	0	3	1	0	2	1	0	3-16	15-19	5	5.03
Southeast Missouri	9.0	3	0	0	1	12	1	0	0	0	0	0	2	0	12-0	20-15	7	5.51
Belmont	9.0	13	12	10	5	5	1	0	0	1	0	3	2	0	0-12	15-20	5	5.18
Southeast Missouri	8.0	9	4	4	5	7	1	0	0	1	0	1	2	0	1-4	20-16	7	5.49
Belmont	9.0	3	1	1	4	7	0	0	0	0	0	2	0	0	4-1	16-20	6	5.06
Southeast Missouri	9.0	6	0	0	3	10	1	0	0	1	0	2	1	0	5-0	21-16	8	5.33
Belmont	9.0	11	5	5	3	6	2	0	0	0	0	1	4	0	0-5	16-21	6	5.06
Southeast Missouri	9.0	6	2	2	4	10	2	0	0	2	0	0	0	0	6-2	22-16	9	5.24
Eastern Kentucky	8.0	6	6	5	3	7	0	0	1	1	0	0	0	1	2-6	16-22	6	5.07
Southeast Missouri	9.0	13	8	7	4	8	3	0	1	1	0	0	0	0	0-8	22-17	9	5.29
Eastern Kentucky	9.0	4	0	0	6	7	1	0	0	0	0	0	2	0	8-0	17-22	6	4.94
Southeast Missouri	9.0	9	6	5	3	6	1	1	0	2	0	0	0	0	7-6	23-17	10	5.28
Eastern Kentucky	8.0	11	7	7	3	6	4	1	1	0	0	2	1	0	6-7	17-23	6	5.00
Southeast Missouri	9.0	9	2	2	0	9	2	0	0	0	1	1	1	0	3-2	24-17	11	5.20
Lipscomb	9.0	7	3	3	1	7	3	0	0	1	0	0	1	0	2-3	17-24	6	4.98
Southeast Missouri	8.0	7	3	3	0	7	2	0	0	1	1	1	1	0	0-3	24-18	11	5.16
Lipscomb	9.0	3	0	0	3	8	0	0	0	2	0	1	1	0	3-0	18-24	7	4.86
Southeast Missouri	9.0	7	4	3	6	8	0	1	0	1	0	0	0	0	8-4	25-18	11	5.11
Lipscomb	9.0	15	8	8	1	7	1	0	1	0	0	2	1	0	4-8	18-25	7	4.93
Southeast Missouri	9.0	6	2	2	1	9	0	0	1	0	0	1	0	0	6-2	26-18	12	5.03
UT Martin	8.0	12	6	5	0	10	0	0	3	1	0	1	1	0	2-6	18-26	7	4.95
Southeast Missouri	9.0	9	2	2	1	9	1	0	1	2	0	0	1	0	3-2	27-18	13	4.97
UT Martin	8.0	8	3	3	5	14	2	0	1	1	0	0	0	0	2-3	18-27	7	4.91
Southeast Missouri	9.0	11	9	9	4	3	4	0	1	1	2	3	0	0	2-9	27-19	13	5.06
UT Martin	9.0	5	2	2	2	9	0	0	0	0	0	1	0	0	9-2	19-27	7	4.85
Southeast Missouri	9.0	14	8	7	1	13	1	0	2	0	0	0	1	0	11-8	28-19	14	5.10
Austin Peay	8.0	14	11	11	7	5	4	0	3	0	0	0	1	0	8-11	19-28	7	5.00
Southeast Missouri	9.0	14	5	5	2	5	1	1	1	1	0	1	1	0	6-5	29-19	14	5.10
Murray State	8.0	12	6	5	3	7	4	0	2	1	0	1	1	0	5-6	19-29	7	5.01
Southeast Missouri	9.0	10	10	10	9	10	2	1	1	2	0	1	1	0	1-10	29-20	14	5.20
Murray State	9.0	7	1	1	3	11	2	0	0	1	0	1	2	0	10-1	20-29	7	4.92
Southeast Missouri	9.0	2	1	1	1	10	1	1	0	0	0	0	0	0	10-1	30-20	14	5.11
Murray State	8.0	11	10	5	4	9	3	0	1	1	0	3	2	0	1-10	20-30	7	4.94



Southeast Missouri's Record

Overall.....	30-20
At Home.....	13-8
On the Road.....	14-11
At Neutral Sites.....	3-1
Against Non-OVC Opponents.....	13-10
Against OVC Opponents.....	17-10
In Home OVC Games.....	10-5
In Away OVC Games.....	7-5
vs. Ranked Teams.....	0-5
In February.....	2-5
In March.....	9-7
In April.....	9-3
In May.....	10-5
On Mondays.....	0-0
On Tuesdays.....	2-1
On Wednesdays.....	1-1
On Thursdays.....	3-1
On Fridays.....	12-5
On Saturdays.....	9-11
On Sundays.....	3-1
In Day Games.....	25-17
In Night Games.....	5-3
In Extra Inning Games.....	4-3
When Redhawks Score First.....	17-9
When Opponents Score First.....	13-11
vs. Left-Handed Starter.....	10-8
vs. Right-Handed Starter.....	20-12
In 1-Run Games.....	8-4
In 2-Run Games.....	4-0
In 5+ Run Games.....	9-10
Shutouts.....	2-2
When Leading After Six Innings.....	24-4
When Trailing After Six Innings.....	6-13
When Tied After Six Innings.....	0-2
When Redhawks Starter Goes 6 or more Innings.....	16-2
When Redhawks Get 10 or more Hits.....	17-7
When Redhawks Outhit Opponents.....	17-4
When Redhawks Get Outhit.....	8-14
When Hits are Tied.....	5-2
When Scoring 0-2 Runs.....	0-9
When Scoring 3-5 Runs.....	7-8
When Scoring 6-9 Runs.....	18-2
When Scoring 10+ Runs.....	5-1
When Opponents Score 0-2 Runs.....	13-0
When Opponents Score 3-5 Runs.....	12-2
When Opponents Score 6-9 Runs.....	5-12
When Opponents Score 10+ Runs.....	0-6
Without Hitting a Home Run.....	11-14
When Hitting 1 Home Run.....	12-5
When Hitting 2+ Home Runs.....	7-1
Committing 0 Errors.....	15-6
Committing 1 Error.....	10-6
Committing 2+ Errors.....	5-8

Honors & Awards

OVC Coach of the Year

Andy Sawyers

OVC Pitcher of the Year

Dylan Dodd, LHP

First-Team All-OVC

Dylan Dodd, LHP

Second-Team All-OVC

Tyler Wilber, SS

OVC All-Freshman

Kyle Miller, RHP

Collin Wilma, RHP

OVC All-Tournament Team

Wade Stauss, C, MVP

Jevon Mason, OF

Kyle Miller, RHP

Danny Wright, OF

Dylan Dodd, LHP

Peyton Leeper, 3B

Preseason All-OVC

Dylan Dodd, LHP

Tyler Wilber, SS

D1Baseball Top-100 Shortstops

Tyler Wilber, #17

OVC Player of the Week

Austin Blazevic, 1B, Feb. 22

Tyler Wilber, SS, Apr. 5

OVC Pitcher of the Week

Dylan Dodd, LHP, Feb. 22

Dylan Dodd, LHP, May 3

Brooks Wallace Award Semifinalist

Tyler Wilber, SS



LINCOLN ANDREWS | 10

2021: Started 39 games, including 16 at first base...Is hitting .259 with 15 runs, 38 hits, seven doubles, three home runs and 24 RBI...Collected multiple-hits a total of nine times and drove in two or more runs on five occasions...Hit his first career home run vs. UT Martin (5/20)... Belted a three-run home run in the Redhawks win over Austin Peay (5/27)...Went 4-for-4 with two runs and a double at Austin Peay (4/28)... His four hits marked a season-high... Put together a seven-game hitting streak from May 13-27.

2020 (Shortened due to COVID-19): Played in 11 games and logged seven starts...Started two games at first base and was in the Redhawks starting lineup as designated hitter in five contests... Had three hits and three runs scored to go along with two walks in 29 at-bats...Made his first career start at UL Monroe (2/14)...Recorded his first career hit on a single vs. Northern Illinois (2/21)...Finished the year with a hit and a run in each of his last two games at UT Martin (3/7) and at Southern Illinois (3/11)...


Ohio Valley Conference Commissioner's Honor Roll selection.

Prep: Lettered four years at Canon City High School...Posted a .571 batting average with 20 home runs and 99 RBI...As a senior, he hit .638 with 10 home runs, 43 RBI and boasted a .732 on-base percentage...Garnered First-Team All-State, All-Region and All-Conference honors that year... Hit .540 with five home runs and had a .615 on-base percentage his junior year...Claimed Second-Team All-State and First-Team All-Region and All-Conference accolades as a junior...Hit .531 with four home runs en route to garnering First-Team All-State and All-Conference laurels as a sophomore.

Personal: Born January 3, 2001... Majoring in Pre-Physical Therapy... Son of Tim and Stacy Andrews.

Lincoln Andrews' Career Statistics at Southeast Missouri

Year	Avg.	GP-GS	AB	R	H	2B	3B	HR	RBI	TB	SLG%	BB	HBP	SO	GDP	OB%	SF	SH	SB-ATT	PO	A	E	FLD%
2020	.103	11-7	29	3	3	0	1	0	0	5	.172	2	1	12	0	.188	0	0	0-0	22	1	0	1.000
2021	.259	43-39	147	15	38	7	0	3	24	54	.367	4	1	33	2	.281	1	2	0-0	126	2	1	.992
Total	.233	54-46	176	18	41	7	1	3	24	59	.335	6	2	45	2	.265	1	2	0-0	148	3	1	.993



CONNOR BASLER

2

2021: One of three players on the team who started all 50 games... Made 46 starts at second base and four at third... Hits .233 with 27 runs, six doubles, two home runs and 27 RBI... Ranks third on the team with nine stolen bases... Ranks second all-time in career stolen bases at Southeast Missouri and is two away from breaking the career record of 52 held by Denver Stuckey (52, 2000-03)... Hit his first career home run vs. Missouri State (3/30)... Scored a season-high three runs at Austin Peay (4/28) and had a season-best three hits at Lipscomb (5/15).

2020 (Shortened due to COVID-19): Made 16 starts between second (8) and third base (8)... Hit .224 with 11 runs scored, a double and six RBI... Was a perfect 3-of-3 in stolen bases... Walked nine times and was hit by a pitch twice... Ended the shortened season on a five game hitting streak with two hits in three of those contests... Went 5-for-11 (.455) with four runs scored, four RBI and four walks in the Redhawks only Ohio Valley Conference series

vs. UT Martin (3/6-8).

2019: Started 53 games at second base... Ranked third on the team with a .273 batting average and led the Redhawks in runs scored (44) and stolen bases (21)... Added 10 doubles, two triples, 18 RBI and 28 walks... Was hit by a pitch nine times... Collected multiple hits in 10 games with a season-high four vs. Tennessee Tech (4/19)... Put together a 10-game hitting streak from Feb. 17-Mar. 8... Hit safely in 10 of his first 13 games of the season... Scored a season-best three runs vs. Purdue Fort Wayne (3/2) and at Missouri (5/1)... Ranked second in the OVC in stolen bases and steal attempts (26)... Scored a run in five-straight games from Feb 26-Mar. 6... Hit .275 with 20 runs, 36 hits, six doubles, two triples, 10 RBI and 10 stolen bases in 30 OVC starts.

2018: Started 51 of 52 games at shortstop, hitting .227 with 39 hits, 32 runs scored, seven doubles, a triple and 20 RBI... Walked 16 times and was hit by a pitch on seven occasions... Tied for a team-high seven sacrifice bunts and rated fifth

in the OVC with 139 assists... Strung together an 11-game hitting streak from Mar. 23-Apr. 10... Finished with multiple hits in nine games with a season-high four vs. Austin Peay (3/31)... Reached base safely in 16 consecutive games from Mar. 14-Apr. 10... That streak tied for third on the team... OVC Commissioner's Honor Roll selection.

2017: Appeared in 54 games and started 53 at shortstop as a freshman... Hit .235 with 43 hits, 33 runs scored, eight doubles and 17 runs batted in... Was hit by a pitch seven times and drew 24 walks... Ranked second on the team with 10 stolen bases... Tied for fifth in the OVC in sacrifice bunts (8), ranked third in assists (162) and was tied for fourth in fielding double plays (40)... Registered multiple-hits on eight occasions with a season-high four in game one of the Redhawks series vs. Western Illinois (2/24)... Went 4-for-5 with two doubles, a walk, three runs scored and four RBIs in that game... Strung together a six-game hitting streak from Mar. 5-17... Reached base safely in 18-consecutive games from Mar. 5-Apr. 5, fourth-longest of the season... Tied for fourth in OVC games with nine stolen bases... OVC Commissioner's Honor Roll selection.

Prep: Started and lettered all four years at Valle Catholic in Ste. Genevieve, Missouri... Named all-conference, all-district, and all-state his sophomore through senior years... Hit .615 with 59 RBI en route to

Rawlings Third-Team All-American honors as a senior... Hit .487 with a .571 on base percentage with 22 stolen bases and 41 runs as a junior... Earned a .404 batting average with 30 RBI, and 23 walks with only one strikeout along with pitching 49 innings with a 0.57 ERA and 47 strikeouts, only allowed four earned runs as a sophomore... Hit .356 with a .500 on base clip as a freshman... Helped lead Valle to conference and state titles in 2013 and 2014... Also an accomplished athlete on the football field and basketball court... Was a two-time All-Conference and All-District performer in basketball... Was an All-State quarterback who helped lead Valle to state football titles in 2013 and 2014... Tabbed 2014 Dream Team Player of the Year... Was the school's all-time passing leader.

Personal: Born June 2, 1997... Majoring in Sport Management... Son of Scott and Dawn Basler.

Connor Basler's Career Statistics at Southeast Missouri

Year	Avg.	GP-GS	AB	R	H	2B	3B	HR	RBI	TB	SLG%	BB	HBP	SO	GDP	QB%	SE	SH	SB-ATT	PO	A	E	FLD%
2017	.235	54-53	183	33	43	8	0	0	17	51	.279	24	7	44	3	.343	2	8	10-13	71	162	16	.936
2018	.227	52-51	172	32	39	7	1	0	20	48	.279	16	7	41	3	.316	1	7	8-10	75	139	25	.899
2019	.273	55-53	205	44	56	10	2	0	18	70	.341	28	9	28	3	.381	2	6	21-26	102	123	12	.949
2020	.224	17-16	49	11	11	1	0	0	6	12	.245	9	2	12	0	.367	0	3	3-3	27	27	3	.947
2021	.233	50-50	159	27	37	6	0	2	27	49	.308	19	5	42	1	.330	2	7	9-12	79	117	10	.951
Total	.242	228-223	768	147	186	32	3	2	88	230	.299	96	30	167	10	.346	7	31	51-64	354	568	65	.934



AUSTIN BLAZEVC

22

2021: Started 34 of 38 games at first base...Collected 34 hits, 18 runs, five doubles, a triple, one home run and 15 RBI...Hit his only home run of the season at Arkansas (2/28)...Also tripled in the series against the Razorbacks...Finished with a season-high three hits vs. Austin Peay (3/20)...Had a six hits in three games against the Governors...Named Ohio Valley Conference Player of the Week (2/22) after hitting .455 with four runs, a double, walk and one RBI to lead the Redhawks to a season-opening series victory at South Alabama (2/19-21).

2020 (Shortened due to COVID-19): Started 16 games, including 15 at first base and one at third...Hit .266 with eight runs scored, two doubles and 12 RBI...Walked on five occasions and stole two bases...Reached base in his last 15 games and wrapped up the short season on a five-game hitting streak...Registered four multiple-hit performances...Knocked in a season-high three runs vs. Ohio (2/28)...Had five hits and posted back-to-back two-hit games in the only Ohio

Valley Conference series at UT Martin (3/6-8)...OVC Commissioner's Honor Roll selection.

2019: Missed over a month of the season with a hand injury...Logged 34 starts at first base...Hit .281 with 36 hits, 22 runs, six doubles, a triple, three home runs and 25 RBI...Tied for second on the team in home runs...Drew 10 walks and stole 4-of-5 bases...Started strong hitting safely in nine of his first 12 games...Put together an eight-game hitting streak from Feb. 22-Mar. 6, getting multiple hits in the last six games of that stretch...Went 3-for-4 with four runs, a double and three RBI vs. Purdue Fort Wayne (3/2)...Finished at 2-for-4 with a two-RBI double and two-run home run vs. Western Michigan (2/17)...Returned from his hand injury after missing 20 games to hit .455 (5-for-11) with a home run, double and three RBI in the Tennessee Tech series (4/19-20)...Collected multiple hits a total of 13 times...Hit cleanup in 26 contests...OVC Commissioner's Honor Roll selection...Named OVC Co-Player of the Week on Mar. 4.

2018: Redshirted.


Kaskaskia College: Played two seasons at Kaskaskia College...Hit .235 with 14 runs scored, eight doubles, a triple, one home run and 14 RBI in 21 starts as a freshman...Hit .311 with 25 runs scored, seven doubles and 34 RBI in 43 games as a sophomore...Ranked second on the team with six home runs that year...Was named a Midwest College Summer League All-Star after hitting .345 with 12 doubles and 31 RBI.

Prep: Lettered and started three years at Plainfield Central High School...Played both corner infield positions as well as the outfield...All-Area and All-Conference selection while hitting .380 with 30 doubles in his career.

Personal: Born January 30, 1997...Majoring in General Management...Son of James and Kathy Blazevec.

Austin Blazevec's Career Statistics at Southeast Missouri

Year	Avg.	GP-GS	AB	R	H	2B	3B	HR	RBI	TB	SLG%	BB	HBP	SO	GDP	OB%	SF	SH	SB-ATT	PO	A	E	FLD%
2019	.281	35-34	128	22	36	6	1	3	25	53	.414	10	3	17	5	.348	0	1	4-5	253	17	2	.993
2020	.266	16-16	64	8	17	2	0	0	12	19	.297	5	3	11	0	.347	0	0	2-4	119	15	1	.993
2021	.234	39-38	145	18	34	5	1	1	15	44	.303	9	3	19	4	.291	1	2	0-0	283	13	1	.997
Total	.258	90-88	337	48	87	13	2	4	52	116	.344	24	9	47	9	.323	1	3	6-9	655	45	4	.994



BLAKE CISNEROS

31

2021: Appeared in 21 games out of the bullpen...Is 3-2 with two saves and 20 strikeouts in 18.1 innings...Allowed 13 hits and walked 12...Picked up his first win when he struck out three in 2.2 innings at South Alabama (2/21), his longest outing of the season...Threw two scoreless innings vs. Austin Peay (3/20) and at Lipscomb (5/14)...Earned a save at SIU Edwardsville (3/13) and recently recorded the final two outs of the Redhawks Ohio Valley Conference Tournament win over Austin Peay (5/27) to nail down his second save of the season.

2020 (Shortened due to COVID-19): Made seven relief appearances and struck out 11 in nine innings of work...Finished with a season-high three strikeouts in 1.1 innings out of the bullpen at Arkansas State (3/3)...Longest outing of the season was 2.1 innings vs. Northern Illinois (2/23)...Ohio Valley Conference Commissioner's Honor Roll selection.


2019: Appeared in 21 games and logged two starts as a freshman...Went 1-3 with a 4.91 ERA and combined on one shutout...Recorded 20 strikeouts in 29.1 innings...Tossed three scoreless innings with two strikeouts in his first career start and win vs. Harris-Stowe (2/19)...Other start was vs. Southern Illinois (3/6)...Had a season-best five strikeouts in two innings vs. McKendree (4/23)...Longest relief appearance was three innings vs. Austin Peay (3/24)...OVC Commissioner's Honor Roll selection.

Prep: First-Team All-District outfielder and Second-Team All-District pitcher as a senior at Rockwood Summit High School...Garnered First-Team All-District accolades at first base his junior year...First-Team All-District pitcher as a sophomore...Made the Honor Roll all four years.

Personal: Born May 23, 2000...Majoring in Business Administration...Son of Mark and Melinda Cisneros...Has one sister, Allie...His father played baseball at Baker University.

Blake Cisneros' Career Statistics at Southeast Missouri

Year	ERA	W-L	APP	GS	CG	SHO	SV	IP	H	R	ER	BB	SO	2B	3B	HR	AB	B/Avg.	WP	HBP	BK	SFA	SHA
2019	4.91	1-3	21	2	0	0/1	0	29.1	33	21	16	10	20	8	1	9	131	.277	3	2	1	0	0
2020	10.00	0-1	7	0	0	0	0	9.0	15	10	10	7	11	5	0	1	48	.385	1	2	0	0	0
2021	6.87	3-2	21	0	0	0	2	18.1	13	14	14	12	20	2	0	1	82	.210	3	2	0	1	5
Total	6.35	4-6	49	2	0	0/1	2	56.2	61	45	40	29	51	15	1	11	261	.277	7	6	1	1	5



DYLAN DODD

25

2021: Named Ohio Valley Conference Pitcher of the Year and First-Team All-OVC...Became Southeast Missouri's eighth OVC Pitcher of the Year in program history...Threw seven shutout innings in three of his last five starts...Boasts a 9-1 record with a 2.78 ERA in 14 starts...Struck out 113 and walked just 14 in 90.2 innings...Won in each of his last six starts on the mound...Leads the OVC in innings pitched, strikeouts and wins, and ranks second in ERA and opposing batting average (.216)...Struck out eight or more in 12 of his starts...Posted a season-high 11 strikeouts vs. Murray State (5/27) and finished with 10 at both Arkansas (2/25) and SIU Edwardsville (3/12)...Ranks sixth in the nation in strikeout-to-walk ratio, 15th in wins and 19th in strikeouts...Went over 100 strikeouts in a season for the first time in his career and is the only pitcher in the OVC with over 100 Ks in 2021...Has not allowed a walk in 25.1 consecutive innings and ranks 20th nationally in walks allowed per nine innings (1.39)...Had a streak of 28 consecutive scoreless innings come to an end

vs. UT Martin (5/20)...Combined on a 12-0 shutout at Belmont (4/20)...His only loss of the season came at SIU Edwardsville (3/12)...Struck out eight in a season-long 7.2 innings at Eastern Illinois (3/26)...Two-time OVC Pitcher of the Week (2/22, 5/3)...Named to the OVC All-Tournament Team.

2020 (Shortened due to COVID-19):

Started all four of his appearances...Was 2-1 with a team-best 3.38 ERA among starting pitchers...Led the team with 36 strikeouts and 26.2 innings...Allowed just seven walks, second-fewest among Southeast Missouri's starting pitchers...Struck out a season-high 15 in a complete game shutout vs. Ohio (2/28)...Allowed just five hits against the Bobcats...Named Ohio Valley Conference Pitcher of the Week and one of Collegiate Baseball's National Players of the Week on Mar. 2...Was tied for second in the OVC in strikeouts and innings when the season ended...His 15 strikeouts vs. Ohio were the most in a game by any OVC pitcher...Rated ninth among senior arms by D1 Baseball, highest

in the OVC...OVC Commissioner's Honor Roll selection.

2019: Led the team in starts (14), strikeouts (77) and innings pitched (76)...Started all 14 of his appearances...Posted a 4-5 record with a 5.33 ERA...Ranked second on the team in wins and ERA...Picked up his first career win in his first NCAA Division I start when he struck out eight and walked only one in 6.2 innings vs. Western Michigan (2/16)...Won in three-straight starts from Mar. 1-Mar. 15 beating Purdue Fort Wayne (3/1), UT Martin (3/8) and SIU Edwardsville (3/15) along the way...Worked seven or more innings in three of his starts...Tossed five scoreless innings with seven strikeouts vs. Purdue Fort Wayne (3/1)...Registered a season-high 11 strikeouts in 5.2 innings at SIU Edwardsville (3/15)...Ranked among OVC leaders in strikeouts (t8th) and fewest walks allowed (t5th, 22)...OVC Commissioner's Honor Roll selection.

Kankakee CC: Was an outfielder, infielder and pitcher for two seasons at Kankakee Community College...Hit .304 with 44 runs scored, 41 hits, six doubles, four triples and 35 RBI in 56 games and 44 starts as a freshman in 2017...Also drew 36 walks and stole five bases...Went 5-2 in nine appearances and one start on the mound...Held a 3.80 ERA with 43 strikeouts in 47.1 innings...Hit .344 in 59 games and 54 starts during the 2018 campaign...Scored 52 runs, added 11 doubles, three triples and 41 RBI...Ranked second


on the team with 44 walks...Again, he went 5-2 on the hill...Appeared in eight games and made two starts...Posted a 3.07 ERA and tossed one complete game...Led the team with 48 strikeouts in 44 innings...Won a National Junior College Athletic Association (NJCAA) World Series in 2018...Was named to the NJCAA World Series All-Tournament Team...Earned NJCAA Academic All-American accolades in 2017...Tabbed a NJCAA All-Region first baseman, Region 24 Gold Glove winner and was Kankakee's Most Valuable Player in 2018...Later played in the Prospect League with the Hannibal Hoots.

Prep: Garnered All-Conference and All-County laurels all four years at Bismarck-Henning High School...Was the American Legion Post 210 Illinois State Champion...Earned his team's Most Valuable Player honors as a sophomore, junior and senior...Was All-Conference and All-County in both baseball and football his junior season...Secured Illinois High School Football Coaches Association First-Team All-State and Academic All-State accolades as a senior...Led the area with a 0.21 ERA as a freshman.

Personal: Born June 6, 1998...Majoring in Finance...Son of Mark and Thea Dodd.

Dylan Dodd's Career Statistics at Southeast Missouri

Year	ERA	W-L	APP	GS	CG	SHO	SV	IP	H	R	ER	BB	SO	2B	3B	HR	AB	B/Avg.	WP	HBP	BK	SFA	SHA
2019	5.33	4-5	14	14	0	0	0	76.0	81	47	45	22	77	16	1	13	334	.267	3	5	0	2	2
2020	3.38	2-1	4	4	1	1	0	26.2	22	10	10	7	36	3	0	1	110	.220	1	2	0	0	1
2021	2.78	9-1	14	14	0	0/1	0	90.2	75	34	28	14	113	17	1	9	370	.216	7	5	1	1	2
Total	3.86	15-7	32	32	1	1/1	0	193.1	178	91	83	43	226	36	2	23	814	.237	11	12	1	3	5



BRETT GRABER

23

2021: Saw action in 17 games and logged three starts, including two in the outfield...Is hitting .368 with seven hits, six runs scored and two RBI...Had a season-high two hits when he went 2-for-3 with a double and one run scored at Eastern Illinois (3/27).

Cosumnes River College: Played two seasons at Cosumnes River College...Started 20 games, hitting .290 with 18 runs, 27 hits, four doubles, a triple, two home runs and 15 RBI as a sophomore...As a freshman, he hit .313 with 28 runs scored, 12 doubles, three triples, 16 RBI and six stolen bases in 37 games.

Prep: Hit .470 with 109 runs, 119 hits, 34 doubles, 13 triples, six home runs and 83 RBI in 82 games in his prep career at Capital Christian

High School...Hit .494 with 38 runs, 44 hits, 16 doubles, six triples, three home runs and 41 RBI as a senior... Helped lead Capital Christian to a Division V Championship.

Personal: Born August 24, 2000... Majoring in General Studies English Education...Son of John and Traci Graber.

BRYCE GROSSIUS

33

2021: Started in seven of his last nine appearances...Holds a record of 4-2 and ranks second on the team with 57 strikeouts...Is third on the team with 52 innings pitched... Walked 13, fewest among Southeast Missouri's starting pitchers...Made 10 relief appearances before making his way into the weekend rotation... Registered a career-high seven strikeouts in 5.2 innings in a win over UT Martin (5/21)...Struck out six and walked none in six scoreless innings of a no-decision vs. Eastern Kentucky (5/7), his first career weekend start.

2020 (Shortened due to COVID-19): Posted a 1-0 record in seven relief appearances...Struck out five in 8.1 innings...Struck out one in one scoreless inning to get his only win vs. Northern Illinois (2/22)...Did not allow a hit in four games.

2019: Went 1-0 in 16 games and one start as a freshman...Notched 12 strikeouts in 20.2 innings...

Combined on one shutout...Made his first career start vs. Memphis (3/19)...Picked up his first career win when he got the final out vs. Southern Illinois (3/6)...Posted a season-high four strikeouts in his longest outing of the season vs. Tennessee Tech (4/19)...Ohio Valley Conference Commissioner's Honor Roll selection.

Prep: Four-year starter at St. Mary's High School...Put together a 6-2 record with 62 strikeouts as a senior... Hit .324 with 12 RBI and boasted a .429 slugging percentage that year... Helped lead his team to a district championship in 2017...First-Team All-Conference honoree as a punter, kicker and special teams player on the football team his senior year.

Personal: Born August 6, 1999...Majoring in Business and Marketing... Son of George and Maria Grossius.

Brett Graber's Career Statistics at Southeast Missouri

Year	Avg.	GP-GS	AB	R	H	2B	3B	HR	RBI	TB	SLG%	BB	HBP	SO	GDP	OB%	SE	SH	SB-ATT	PO	A	E	FLD%
2021	.368	17-3	19	6	7	2	0	0	0	9	.474	2	0	8	0	.429	0	1	0-1	10	0	0	1.000

Bryce Grossius' Career Statistics at Southeast Missouri

Year	ERA	W-L	APP	GS	CG	SHO	SV	IP	H	R	ER	BB	SO	2B	3B	HR	AB	B/Avg.	WP	HBP	BK	SFA	SHA
2019	6.53	1-0	16	1	0	0/1	0	20.2	23	23	15	19	12	6	0	1	104	.295	5	5	1	1	1
2020	6.48	1-0	7	0	0	0	0	8.1	8	6	6	4	5	1	0	1	36	.258	0	1	1	0	0
2021	5.71	4-2	17	7	0	0	0	52.0	64	35	33	13	57	12	1	6	228	.312	9	2	2	4	4
Total	6.00	6-2	40	8	0	0/1	0	81.0	95	64	54	36	74	19	1	8	368	.303	14	8	4	5	5



NOAH JACOBSEN

5

2021: Made four starts in right field...Had one hit at Belmont (4/30)...Scored a run at Murray State (4/9).

2020 (Shortened due to COVID-19): Did not see action.

Prep: Attended Potosi High School, where he lettered four years... Hit .465 with three home runs as a senior...Hit .480 his junior year... Won the St. Louis Rising Star and J98 Player of the Year as a senior... All-District and All-Conference selection all four of his prep seasons... Four-time All-District and All-Conference pick in basketball

Personal: Born October 5, 2000... Majoring in Biomedical Sciences... His brother, Luke, plays basketball at St. Louis Community College... His sister, Sarah, is on the track and field team at Missouri.

Noah Jacobsen's Career Statistics at Southeast Missouri

Year	Avg.	GP-GS	AB	R	H	2B	3B	HR	RBI	TB	SLG%	BB	HBP	SO	GDP	OB%	SE	SH	SB-ATT	PO	A	E	FLD%
2021	.067	13-4	15	1	1	0	0	0	1	1	.067	0	1	8	0	.125	0	0	0-1	4	1	1	.833



ANDREW KECK

12

2021: Ranks third on the team with a .299 batting average and leads the Redhawks with 17 stolen bases... Ranks second on the team with 59 hits and is tied for first with 35 runs scored... Added nine doubles, a triple, five home runs and 24 RBI... Knocked in the game-winning run on a two-out single in the Redhawks 6-5 come-from-behind win over Murray State (5/28)... Is third on the team with 15 multiple-hit games... Finished with multiple-RBI on five occasions... Posted a season-high three hits four times... Went 3-for-3 with a season-best three runs scored vs. UT Martin (5/20)... Hit .337 in Ohio Valley Conference games... Ranks second in the OVC in stolen bases.

2020 (Shortened due to COVID-19): Southeast Missouri's third-leading hitter with a .400 batting average... Was one of three Redhawks who hit .400 or better in 17 games... Tied for second on the team with 28 hits... Added four doubles, a home run and 19 RBI... His 19 RBI were second-most on the team...

Boasted a .500 slugging percentage and .463 on-base percentage... Posted seven stolen bases in nine attempts... Eleven of his starts were split between catcher (6) and left field (5)... Knocked in the winning run on a walk-off infield single with the bases loaded to send SEMO to a 16-15 extra inning win over Northern Illinois (2/22)... The Redhawks scored nine runs in the bottom of the eighth inning to tie the game before Keck's heroics... Went 4-for-5 with a run scored, two walks and two RBI in that game against the Huskies... Hit safely in 14 of the 17 games he played... Recorded multiple hits in six of his first eight starts... Four of those performances came in a six-day span from Feb. 15-21... Led the team with 11 multi-hit games and was tied for second with five multiple-RBI contests... Ranked among the top 10 Ohio Valley Conference leaders in batting average (8th), on-base percentage (9th), hits (t3rd), RBI (t5th), stolen bases (4th), total plate appearances (8th, 80), at-bats (t3rd, 70) and fielding percentage (t1st, 1.000)... Tied for 12th in the

nation in hits... OVC Commissioner's Honor Roll selection.

2019: Started 44 of 47 games his first college season... Thirty-five of his starts were at catcher... Was also in the lineup as the Redhawks starting left fielder in five games... Hit .255 with 20 runs scored, 10 doubles, a triple, three home runs and 25 RBI... Was 10-of-12 in stolen bases... Tied for second on the team in doubles and home runs, and rated third in stolen bases... Accumulated 10 multiple-hit games and led the team with 10 multi-RBI performances... Put together a seven-game hitting streak from Apr. 23-May 5... Capped that streak by going 4-for-4 with two doubles, a run scored, two RBI and two walks at Belmont (5/5)... Went 2-for-4 with one run scored, two RBI and his first career home run vs. Austin Peay (3/23)... Ended the season by hitting safely in 12 of his last 14 games... Scored 13 runs, had seven doubles, hit two home runs and posted 12 RBI in OVC play... Ranked eighth in the league in fielding percentage (.997)... Threw out 12 baserunners... OVC Commissioner's Honor Roll selection.


Prep: First-Team All-Conference, All-State and All-Metro honoree as a senior at St. John Vianney High School... Hit .330 with 37 hits, 40 runs scored and 35 RBI in 112 at-bats his final prep season... Held a .453 on-base percentage and .500 slugging percentage that

year, as well... Named First-Team All-Conference and All-Metro, and Second-Team All-State his junior year... Hit .452 with 33 runs, 52 hits and 29 RBI to go along with a .543 on-base percentage and .600 slugging percentage that season... Was an Under Armour All-American and his team's Offensive Most Valuable Player... Won a state championship with St. John Vianney in 2018.

Personal: Born September 12, 1999... Majoring in Mass Communication... Son of Jamie Windhorst... Teammates with pitcher Noah Niznik at both St. John Vianney High School and SEMO.

Andrew Keck's Career Statistics at Southeast Missouri

Year	Avg.	GP-GS	AB	R	H	2B	3B	HR	RBI	TB	SLG%	BB	HBP	SO	GDP	OB%	SE	SH	SB-ATT	PO	A	E	FLD%
2019	.255	47-44	153	20	39	10	1	3	25	60	.392	15	1	39	1	.325	0	0	10-12	255	36	1	.997
2020	.400	17-17	70	13	28	4	0	1	19	35	.500	8	1	12	2	.463	1	0	7-9	42	6	0	1.000
2021	.299	50-50	197	35	59	9	1	5	24	85	.431	22	3	33	6	.377	1	0	17-19	173	17	2	.990
Total	.300	114-111	420	68	126	23	2	9	68	180	.429	45	5	84	9	.373	2	0	34-40	470	59	3	.994



// Pitcher
// 6-2 // 203 // L/L
// Freshman
// Belleville, Ill.
// Belleville West H.S.

JOEY KOSSINA

36

2021: Made five appearances and one start...Only start was vs. Illinois State (3/6)...Threw three scoreless innings at Arkansas (2/27), his longest outing of the season...Did not allow a run in his last two relief appearances.

Prep: Outfielder and pitcher at Belleville West High School... First-Team All-Conference pitcher and Second-Team All-Conference outfielder in 2019...Named Second-Team All-Conference as both a pitcher and outfielder in 2018... As a senior, he hit .393 with a .486 on-base percentage, 35 runs, 46 hits, three doubles, a triple and 12 RBI...Put together a 5-2 record and 2.37 ERA in 10 games and nine starts...Threw three complete games and struck out a team-high 56 in

59 frames...Hit .360 with 19 runs scored, 31 hits, a triple and eight RBI his junior campaign...Boasted a .439 on-base percentage...Appeared in 11 games and started eight...Picked up a team-high three saves...Recorded 39 strikeouts in 37 innings.

Personal: Born October 27, 2001... Majoring in Mathematics Education...Son of David and Susie Kossina...Siblings are Tony, Cal and Kaylie.



// Utility
// 5-11 // 200 // S/R
// Freshman
// Mokane, Mo.
// South Callaway H.S.

PEYTON LEEPER

16

2021: Named to the 2021 Ohio Valley Conference All-Tournament Team...Started 46 games at third base...Is hitting .232 with 32 runs scored, 10 doubles, a team-high four triples and 14 RBI...Ranks second in the league in triples and first in sacrifice bunts (9)...Rates 18th in the nation in sacrifice bunts and 20th in sacrifice bunts per game (0.21)... Hit .455 with three runs scored, two doubles, one RBI and two stolen bases at the OVC Tournament... Hit a one-out walk off single to left to give Southeast Missouri a win over Illinois State (3/5)...Recorded multiple-hits seven times.

2020 (Shortened due to COVID-19): Played in 12 games and logged eight starts at third base... Scored three runs, had two hits and walked five times...First career hit came on a single vs. Ohio (2/28)... Had a single, one walk and scored all three of his runs at UT Martin (3/7)...Drew a pair of walks at UL Monroe (2/14).

Prep: Four-year starter at South Callaway High School...Earned First-Team All-State honors all four of his prep seasons...Two-time Conference and District Most Valuable Player... Hit .442 and went undefeated with a 10-0 record and 0.61 ERA on the mound as a senior...Recorded a 1.15 ERA with 78 strikeouts and hit .410 as a junior...Helped lead South Callaway to a Class 3 State Championship in 2017...Also played football, where he was a two-time All-State defensive back...Earned All-District honors as a defensive back in 2016 and quarterback in 2018.


Personal: Born January 5, 2001... Majoring in Sport Management... Son of Richard and Debbie Leeper... His sister, Karli, played softball at Columbia College...His older brother, Hunter, played baseball at SEMO in 2015-16.

Joey Kossina's Career Statistics at Southeast Missouri

Year	ERA	W-L	APP	GS	CG	SHO	SV	IP	H	R	ER	BB	SO	2B	3B	HR	AB	B/Avg.	WP	HBP	BK	SFA	SHA
2021	7.71	0-1	5	1	0	0	0	7.0	11	6	6	2	7	3	0	0	33	.355	2	0	0	0	0

Peyton Leeper's Career Statistics at Southeast Missouri

Year	Avg.	GP-GS	AB	R	H	2B	3B	HR	RBI	TB	SLG%	BB	HBP	SO	GDP	OB%	SF	SH	SB-ATT	PO	A	E	FLD%
2020	.074	12-8	27	3	2	0	0	0	0	2	0.74	5	1	11	0	.242	0	1	0-1	4	15	2	.905
2021	.232	46-46	151	32	35	10	4	0	14	53	.351	27	9	38	1	.376	2	9	6-9	33	86	10	.922
Total	.208	58-54	178	35	37	10	4	0	14	55	.309	32	10	49	1	.356	2	10	6-10	37	101	12	.920



// Pitcher
// 6-2 // 197 // R/R
// Junior
// Whitby, Ontario
// Sinclair Secondary
// Southeastern
CC (IA)

HAYDEN MALENFANT | 38

2021: Logged 11 relief appearances...Is 1-0 with 12 strikeouts in 13.1 innings of work...Walked seven and gave up 14 runs on 15 hits...Threw two scoreless innings with two strikeouts and no walks en route to picking up his only win vs. Jacksonville State (4/2)...Tossed 2.1 innings at Eastern Illinois (3/27) for his longest outing of the season.

2020 (Shortened due to


COVID-19): Made five relief appearances...Tallied four strikeouts in 8.2 innings...Recorded a season-high two strikeouts in his longest outing of 2.1 innings at UL Monroe (2/14)...Worked two innings vs. Northern Illinois (2/22)...Did not allow a hit or run in two of his appearances vs. UT Martin (3/6 and 3/8).

Southeastern Iowa CC: Pitched two seasons at Southeastern Iowa Community College...Went a combined 11-3 on the mound with a 4-2 record as a freshman and 7-1 mark

as a sophomore...Started 22 of his 23 appearances...Struck out 58 in 57 innings and tossed one complete game as a freshman in 2018...Recorded 63 strikeouts in 62.1 innings his sophomore year in 2019...Also tossed two complete games.

Prep: Attended Sinclair Secondary School where he was a LOSSA Champion every prep season.

Personal: Majoring in Corporate Communication...Son of Andrew and Cindy Malenfant.



// Outfield
// 5-11 // 202 // R/R
// Sophomore
// West Des Moines, Iowa
// West Des Moines Valley H.S.
// Iowa Western CC

JEVON MASON | 1

2021: Named to the 2021 Ohio Valley Conference All-Tournament Team...Ranks second on the team in batting average (.371) and leads the Redhawks in runs (35), doubles (14) and on-base percentage (.470)...

Hit a pair of home runs, including a three-run homer with two outs to tie the game in the eighth inning vs. Murray State (May 28)...Is second on the team with a .503 slugging percentage...Stole four bases in eight attempts...Started 38 games with 26 of his starts in left field...Had a season-high three hits on seven occasions...Ranks second on the team with 18 multiple-hit games...Delivered a walk off single to give the Redhawks a 6-5 win over Austin Peay (3/20).

Iowa Western CC: Played two seasons at Iowa Western Community College...Hit .353 with 24 runs scored, 24 hits, six doubles, one home run and 16 RBI in 24 games during the 2020 campaign...Walked

seven times and had a .423 on-base percentage...Played in 28 games and hit .286 with 17 runs, a double, two triples, two home runs and eight RBI in 2019.

Prep: All-Iowa selection in both baseball and football at West Des Moines Valley High School...Was the No. 11 ranked player in Iowa's 2018 class by Prep Baseball Report.


Personal: Born August 20, 2000...Majoring in Corporate Communication...Son of Larry and Stacy Mason...Has two brothers, Tyus and Darius.

Hayden Malenfant's Career Statistics at Southeast Missouri

Year	ERA	W-L	APP	GS	CG	SHO	SV	IP	H	R	ER	BB	SO	2B	3B	HR	AB	B/Avg.	WP	HBP	BK	SFA	SHA
2020	5.19	0-1	5	0	0	0	0	8.2	9	5	5	2	4	1	0	0	37	.273	0	0	0	0	2
2021	7.43	1-0	11	0	0	0	0	13.1	15	14	11	7	12	3	0	3	61	.288	1	1	0	1	0
Total	6.55	1-1	16	0	0	0	0	22.0	24	19	16	9	16	4	0	3	98	.282	1	1	0	1	2

Jevon Mason's Career Statistics at Southeast Missouri

Year	Avg.	GP-GS	AB	R	H	2B	3B	HR	RBI	TB	SLG%	BB	HBP	SO	GDP	OB%	SF	SH	SB-ATT	PO	A	E	FLD%
2021	.371	41-38	151	35	56	14	0	2	22	76	.503	25	4	36	2	.470	1	1	4-8	52	0	5	.912



// Pitcher
// 6-0 // 215 // R/R
// Sophomore
// Boynton, Fla.
// Trinity Christian Academy
// Rend Lake College

BRANDON MCCABE

34

2021: Made six relief appearances... Recorded six strikeouts in six innings...Pitched two scoreless innings vs. Tennessee Tech (4/17) and at Lipscomb (5/14)...Had a season-high two strikeouts against Lipscomb.

Rend Lake College: Did not see action at Rend Lake College in 2020... Originally committed to Miami, but reopened the recruiting process and later committed to LSU.

Prep: Was among Baseball America's top Florida prospects...Started his prep career at Boynton Beach High School, pitched for Trinity Christian and then ended his career

with one inning pitched at Forest Hill...Was recorded throwing as hard as 95 miles per hour...Baseball America ranked him as the No. 488 overall prospect in the 2017 Major League Baseball Draft.

Personal: Born April 4, 1998... Majoring in General Studies...Son of Tim and Teresa McCabe...Has one brother, Tylor.



// Utility
// 6-2 // 210 // R/R
// Freshman
// Eureka, Mo.
// Eureka H.S.

KYLE MILLER

7

2021: Garnered Ohio Valley Conference All-Tournament honors... Holds a 4-2 record with a 3.26 ERA in 19 appearances and five starts... Ranks second on the team with five saves...Rates third on the team with 50 strikeouts in 49.2 innings... Also walked 15 and combined on a shutout...Pitched a complete game victory and allowed only two hits with 10 strikeouts to beat Murray State (5/30) in the OVC Tournament winner-take-all final...It was his fifth start of the season...He no-hit the Racers for eight innings in that contest...Recorded seven strikeouts in 6.1 innings during a win at SIU Edwardsville (3/13).

Prep: Attended Eureka High School...Did not play in 2020 due to COVID-19...Hit .320 with 12 runs scored, a team-high seven doubles,

one triple, a home run and eight RBI in 2019...Posted a .433 on-base percentage and .560 slugging percentage...Hit .308 with five runs, a home run and eight RBI in 2018.


Personal: Born December 8, 2001... Majoring in Finance...Son of Shawn and Holly Miller...Has one brother, Jack.

Brandon McCabe's Career Statistics at Southeast Missouri

Year	ERA	W-L	APP	GS	CG	SHO	SV	IP	H	R	ER	BB	SO	2B	3B	HR	AB	B/Avg.	WP	HBP	BK	SFA	SHA
2021	6.00	0-0	6	0	0	0	0	6.0	5	5	4	6	6	1	0	1	32	.238	3	3	1	1	1

Kyle Miller's Career Statistics at Southeast Missouri

Year	ERA	W-L	APP	GS	CG	SHO	SV	IP	H	R	ER	BB	SO	2B	3B	HR	AB	B/Avg.	WP	HBP	BK	SFA	SHA
2021	3.26	4-2	19	5	1	0/1	5	49.2	49	21	18	15	50	17	3	2	214	.259	5	3	0	5	2



NOAH NIZNIK

18

2021: Appeared in 13 games...Second on the team with 55 innings of work...Started in 11 games, good for second on the team...Registered a 7.69 ERA (third on team) with a 2-6 mark (.250) and a complete-game...Registered 33 strikeouts, with an opposing batting average of .330...Allowed 52 runs (47 earned runs) on 74 hits...Logged 7.0 innings twice this season against Illinois State (3/6) and against Austin Peay (3/2)...Opened the campaign with a 5.1 inning start at South Alabama (2/20), allowing two runs on three hits with three strikeouts for the no decision...Earned first win of the season against Illinois State (3/6), limiting the RedBirds to one earned run on eight hits with four Ks, pitching a complete-game...Notched a season-high six strikeouts twice at Arkansas (2/26) and at Murray State (4/9)...Grabbed second win of the season at Murray State (4/9), allowing four runs on five hits in 5.0 innings...Limited Lipscomb (5/15) to three hits (season-best for Niznik) for two runs and a strikeout in 2.2 innings of relief work...Last pitched in second-game of regular-season

finale doubleheader at UT Martin, allowing four runs on three hits in 1.1 innings.

2020 (Shortened due to COVID-19): Game three starter in two of Southeast Missouri's four series...Started four games and went 3-0 with a 3.52 ERA...Struck out 15 in 23 innings and threw one complete game shutout...Ranked second on the team in strikeouts, ERA and innings pitched to go along with his team-high three victories...Posted a combined 11 strikeouts and allowed only one run in his final two starts of the season...Struck out five and gave up three hits in a complete game seven-inning shutout vs. Ohio (2/29)...Notched a season-high six strikeouts and allowed just one run in six innings at UT Martin (2/29)...Tied for ninth in the Ohio Valley Conference innings and was tied for third in wins.

2019: Led the team with a 3.63 ERA among starting pitchers during his rookie season...Posted a 3-4 record in 13 starts...Was the No. 2 starter in the weekend rotation

for much of the year...Pitched one complete game and struck out 49 in 62 innings...Also walked 17, fewest among SEMO starting pitchers...Tied for second on the team in innings pitched and tied for third in strikeouts...Picked up his first career win when he struck out four in five innings vs. Western Illinois (2/23)...Finished with a season-high seven strikeouts in back-to-back starts vs. Purdue Fort Wayne (3/2) and UT Martin (3/10)...Struck out six and allowed just one run in a complete game seven-inning victory at Belmont (5/5), the first complete game of his college career...Notched six strikeouts in 5.1 innings at Eastern Illinois (4/1)...Tossed six scoreless innings vs. Purdue Fort Wayne (3/2) and UT Martin (3/10)...Ranked among OVC leaders in ERA (4th), opposing batting average (8th, .248), hits allowed (4th, 59), fewest runs allowed (11th, 28), earned runs allowed (2nd, 25) and walks allowed (4th).


Prep: Went undefeated at 7-0 with a 2.32 ERA in 12 games and 10 starts as a senior at St. John Vianney High School...Recorded 58 strikeouts and walked 15 in 51.3 innings that year...Averaged just under eight strikeouts (7.9) per game...Started 11 games and finished at 8-1 with a 0.92 ERA as a junior...Tossed three complete games and ranked second on the team with 67 strikeouts in 60.7 innings...Allowed only nine walks that year, as well...Helped St. John Vianney win a state title in 2018...Earned Second-Team All-

Conference honors as both a junior and senior.

Personal: Born May 31, 2000...Majoring in Mass Communication...Son of Tracy Niznik...Has a sister, Sabrina...Teammates with Andrew Keck at St. John Vianney High School and SEMO.

Noah Niznik's Career Statistics at Southeast Missouri

Year	ERA	W-L	APP	GS	CG	SHO	SV	IP	H	R	ER	BB	SO	2B	3B	HR	AB	B/Avg.	WP	HBP	BK	SFA	SHA
2019	3.63	3-4	13	13	1	0	0	62.0	59	28	25	17	49	7	2	7	262	.248	4	2	0	0	5
2020	3.52	3-0	4	4	1	1	0	23.0	21	10	9	6	15	2	0	4	93	.241	1	0	0	0	0
2021	7.69	2-6	13	11	1	0	0	55.0	74	52	47	28	33	15	2	7	265	.330	5	5	0	3	5
Total	5.21	8-10	30	28	3	1	0	140.0	154	90	81	51	97	24	4	18	620	.281	10	7	0	3	10




CONNERY O'DONNELL | 32

2021: Made three appearances out of the bullpen...Allowed three runs (two earned) on two hits in three innings of work...Notched a pair of strikeouts with five walks...Limited opponents to a batting average of .222...Made Redhawks debut at South Alabama (2/21), allowing a run in 1.1 innings...Pitched 1.1 innings of two-run ball on two hits at Arkansas (2/28)...Notched first strikeout at SEMO in the game against Arkansas...Last pitched against Southern Illinois (3/24).

Garden City CC: Pitched two seasons at Garden City Community College...Went 4-2 with a 2.92 ERA in seven appearances and five starts in 2020...Struck out 34 in 24.2 innings...Appeared in 13 games and made nine starts in 2019...Recorded 36 strikeouts in 46 innings...Ranked fourth on the team in strikeouts.

Prep: Was on the baseball, golf, basketball and football teams at Roosevelt High School...Registered a 7-2 record and 2.61 ERA as a senior...Led his team to the state tournament that year...Earned All-Conference honors as a junior and senior...All-State selection his senior year...Four-year starter as a prep...Started high school career as an outfielder before becoming a pitcher...Posted a career record of 13-5 on the mound.

Personal: Born November 29, 1999...Majoring in General Studies Sport Management...Son of Kelly O'Donnell...Sibling is Regan.



MATT PEREGO | 44

2021: Pitched 12 games in relief, totaling 12.2 innings of work...Led SEMO in Ohio Valley Conference play with a 0.00 ERA in seven appearances (7.1 innings)...Posted an overall ERA of 5.68...Notched 10 strikeouts...Allowed eight runs on 16 hits...Made Redhawks debut at Arkansas (2/27), allowing two runs on four hits in 1.1 innings...Pitched a season-best 1.2 innings twice at SIUE (3/13) and against UT Martin (5/21)...Limited opponents to no hits in four appearances at Saint Louis (3/16, 1.0IP), Austin Peay (3/20, 1.0IP), Jacksonville State (4/3, 0.2IP) and at Murray State (4/10, 0.1IP)...Went five straight games without allowing a run from April 3 (Jacksonville State) to May 21 (UT Martin)...Posted a season-best two strikeouts twice at SIUE (3/13) and against Missouri State (3/30)...Made one appearance in the 2021 OVC Tournament, against Murray State (5/29), allowing two runs on three hits with a strikeout.

John A. Logan College: Did not see action in 2020.

State Fair CC: Pitched at State Fair Community College in 2019...Posted a 2-1 record in nine games and seven starts...Struck out 31 in 29.1 innings.

Prep: Attended Parkway West High School...Logged five starts and went 2-3 with a 2.53 ERA in 2017...Struck out 33 in 27.7 innings...Posted a record of 5-2 in nine games and eight starts in 2016...Had 34 strikeouts in 44.3 innings...Pitched five complete games over his final two prep campaigns.

Personal: Born January 14, 1999...Majoring in Business Administration...Son of Kevin and Marilyn Perego...Has one brother, Eric and two sisters, Paige and Kaitlyn Laumann.

Conneru Odonnell's Career Statistics at Southeast Missouri

Year	ERA	W-L	APP	GS	CG	SHO	SV	IP	H	R	ER	BB	SO	2B	3B	HR	AB	B/Avg.	WP	HBP	BK	SFA	SHA
2021	6.00	0-0	3	0	0	0	0	3.0	2	3	2	5	2	1	0	0	16	.222	1	0	0	1	1

Matt Perego's Career Statistics at Southeast Missouri

Year	ERA	W-L	APP	GS	CG	SHO	SV	IP	H	R	ER	BB	SO	2B	3B	HR	AB	B/Avg.	WP	HBP	BK	SFA	SHA
2021	5.68	0-0	12	0	0	0	0	12.2	16	8	8	7	10	3	1	1	61	.308	5	1	1	1	0



// Pitcher
// 6-0 // 190 // R/R
// Sophomore
// Anna, Ill.
// Jonesboro H.S.
// John A. Logan College

HUNTER RALLS

37


2021: Pitched in 18 games and started five...Fashioned a 3-2 mark with a save to go along with a 5.45 ERA... Fourth on the team in wins, saves, appearances, starts and games in relief (13)...Pitched 38 innings, allowing 26 runs (23 earned) on 43 hits...Posted 33 strikeouts...Made Redhawks debut at South Alabama (2/20)...Earned his first career win at SEMO, pitching 1.2 innings of relief at SIUE (3/13)...He also had three strikeouts in that game...Pitched a season-high five innings in a start against UT Martin (5/21), surrendering three hits and no runs while striking out two...Posted two hitless outings at Saint Louis (3/16) and at South Alabama (2/20)...Registered seven scoreless outings, most recently against UT Martin (5/21)... Didn't give up a walk in five games... Tallied a season-best five strikeouts against Illinois State (3/7), earning the save after three scoreless innings...Started on his birthday at the 2021 OVC Tournament against Murray State (5/29).

John A. Logan College:

Pitched two seasons at John A. Logan College...Put together a 6-1 record with 46 strikeouts in 42.1 innings over 20 appearances and three starts in his junior college career...Averaged 9.8 strikeouts per nine innings...Also picked up one save.

Prep: First-Team All-Conference selection at nearby Anna-Jonesboro High School.

Personal: Born May 29, 2000... Majoring in Criminal Justice...Son of Steve and Paige Ralls...Has one sibling, Hayden.



// Pitcher
// 6-5 // 237 // R/R
// Freshman
// St. Louis, Mo.
// Valley Park H.S.

FISCHER RAUSCH

24

2021: Made 12 appearances in relief...Threw 15 innings, tallying an ERA of 3.60...Fourth on the team with five games finished...Notched 25 strikeouts...Surrendered six runs on 10 hits...Pitched a season-best two innings three times...Made Redhawks debut against Illinois State (3/6), allowing a hit over two innings with five strikeouts...Also threw two innings at SIUE (3/12) and at Belmont (4/30)...Didn't surrender a hit in three appearances, most recently at Lipscomb (5/15)...Did not allow a run eight times, including five straight appearances from Apr. 10 (Murray State) to May 21 (UT Martin)...Registered seven no-walk outings...Worked 1.2 innings against Murray State at the 2021 OVC Baseball Tournament, allowing two runs on a hit with four Ks.

2020 (Shortened due to COVID-19): Did not see action.

Prep: Earned First-Team All-Conference honors in multiple seasons... Hit .365 with 19 runs scored, 19 hits, three home runs and 22 RBI as a senior at Valley Park High School... Had a .515 on-base percentage and .615 slugging percentage...Went 4-1 with 68 strikeouts in 30 innings over eight starts on the mound...Finished with a .304 batting average, 22 runs scored, seven doubles, a triple and 26 RBI as a junior...Posted an undefeated 7-0 record with a 0.48 ERA and 98 strikeouts in 44 innings that year.

Personal: Born September 12, 2000...Majoring in Sport Management...Son of Scott and Christine Rausch...Both of his parents graduated from Missouri State.

Hunter Ralls' Career Statistics at Southeast Missouri

Year	ERA	W-L	APP	GS	CG	SHO	SV	IP	H	R	ER	BB	SO	2B	3B	HR	AB	B/Avg.	WP	HBP	BK	SFA	SHA
2021	5.45	3-2	18	5	0	0	1	38.0	43	26	23	20	33	8	0	3	182	.274	5	4	0	0	1

Fischer Rausch's Career Statistics at Southeast Missouri

Year	ERA	W-L	APP	GS	CG	SHO	SV	IP	H	R	ER	BB	SO	2B	3B	HR	AB	B/Avg.	WP	HBP	BK	SFA	SHA
2021	3.60	0-0	12	0	0	0/1	0	15.0	10	6	6	7	25	3	1	1	67	.175	7	3	1	0	0



DANNY SPERLING

14

2021: Played in 23 games, making 16 starts between the infield (second base) and designated hitter...Concluded the regular-season and Ohio Valley Conference Tournament play with nine straight starts...Hit .271 (16 hits in 59 at-bats) with two doubles, a home run, eight walks and nine RBI...Collected two hits three times in 2021, most recently against UT Martin (5/20)...Registered a double at Belmont (5/1)...Made Redhawks debut against Austin Peay (3/20)...Tallied two hits in five contests including consecutive games twice...Went 5-for-17 at the 2021 OVC Tournament with a hit in all but one of the four games...Registered his first career home run as a Redhawk against Murray State (5/3) to help SEMO capture the 2021 OVC Tournament title...Finished the game 2-for-4 with four RBI...Also was 2-for-4 with a double in the game prior vs. Murray State (5/29)...Boasts a 1.000 fielding percentage with 14 putouts, nine assists and no errors.

McHenry County College: Played two seasons at McHenry County College...Hit .350 with a double, four walks and one RBI in 2020...Played 32 games and hit .375 with 28 runs scored, seven doubles, a triple, one home run and 18 RBI in 2019...Also walked 19 times and had a .504 on-base percentage that year.

Prep: Hit .312 with 23 runs, 25 hits, eight doubles, two triples and 15 RBI as a senior at Wauconda High School...Boasted a .451 on-base percentage and .462 slugging percentage.

Personal: Born August 22, 2000...Majoring in Business Administration...Son of Phil and Marybeth Sperling...Has one brother, Marc.



TY STAUSS

8

2021: Played in 30 games, starting 21 in left field...Registered 13 hits...Posted three doubles with 14 walks and five RBI...Made Redhawks debut at South Alabama (2/20)...Registered his first career collegiate hit at Arkansas (2/25)...Had a pair of hits twice against Illinois State in the series opener (3/5) and finale (3/7)...Belted a double at UT Martin (4/13)...Tallied a pair of RBI at Arkansas (2/28), going 1-for-1...Added three stolen bases.

Prep: Hit .354 with a .747 slugging percentage during the 2019 campaign at Lafayette High School...Scored 25 runs, has seven doubles, a team-high six triples, four home runs and 19 RBI that year...Hit .513 with a .795 slugging percentage, 33 runs, 40 hits, nine doubles, five triples, a home run and 16 RBI in 2018...First-Team All-Conference and Second-Team All-State selection...Was named 2018 Conference Player of the Year...Garnered First-Team All-Conference honors in 2019, as well.

Personal: Born September 5, 2001...Majoring in Computer Information Systems...Son of Dave and Tonia Stauss...Has three brothers, Cole, Wade and Jack...Wade also plays for SEMO.

Danny Sperling's Career Statistics at Southeast Missouri

Year	Avg.	GP-GS	AB	R	H	2B	3B	HR	RBI	TB	SLG%	BB	HBP	SO	GDP	OB%	SF	SH	SB-ATT	PO	A	E	FLD%
2021	.271	23-16	59	8	16	2	0	1	9	21	.356	8	2	7	2	.377	0	1	1-1	14	9	0	1.000

Ty Stauss' Career Statistics at Southeast Missouri

Year	Avg.	GP-GS	AB	R	H	2B	3B	HR	RBI	TB	SLG%	BB	HBP	SO	GDP	OB%	SF	SH	SB-ATT	PO	A	E	FLD%
2021	.178	30-21	73	8	13	3	0	0	5	16	.219	14	1	22	1	.315	1	2	3-3	28	1	1	.967


WADE STAUSS
13

2021: Saw action in 45 games, making 44 starts between catcher and designated hitter...Hits .241 (39 hits in 162 at-bats) with seven doubles and a team-high 14 home runs...Ranks second on the team with 36 RBI...Also has 16 walks and was hit by pitch a team-high 14 times...Second on the team with a slugging percentage of .543 and 88 total bases...Scored 32 runs (third on team)...Led the team with four sacrifice flies...Named the 2021 Ohio Valley Conference Tournament Most Valuable Player...Is SEMO's fourth MVP in OVC Tournament history joining Jeremy Johnson (1998), Clemente Bonilla (2002) and Joey Lucchesi (2016)...Played every inning of the 2021 OVC Tournament at catcher...Tallied a pair of hits eight times and posted a three-hit game (3-for-4) in the 2021 OVC Tournament opener against Austin Peay (5/27)...Belted a pair of home runs, scored three runs, had a double and three RBI in that game...Posted a season-best four RBI against Illinois State (3/7)...Led the team with 329 putouts on 356 chances...Also

had 26 assists and threw out six baserunners.

2020 (Shortened due to COVID-19): Started 17 games, including 11 at catcher...Hit .254 with 13 runs scored, six doubles, four home runs and 14 RBI...Drew seven walks and was hit by a pitch a team-high seven times...Ranked second on the team in doubles and home runs...Tallied five multiple-hit games and five multiple-RBI performances...Went 3-for-5 with two runs scored, a pair of doubles and two RBI at UT Martin (3/6)...Homed in three-straight games from Feb. 29-Mar. 3...Was hit by pitch on three occasions vs. Ohio (3/1)...Ranked tied for seventh in the Ohio Valley Conference in doubles and tied for first in hit by pitch...OVC Commissioner's Honor Roll selection.

2019: Started 11 games at catcher before missing the rest of the season due to a concussion...Hit .257 with seven runs scored, three doubles, a triple and seven RBI...Walked nine times...Reached base

safely in 10-straight games... Collected multiple hits on three occasions...Posted two hits in back-to-back starts vs. Purdue Fort Wayne (3/2) and Southern Illinois (3/6)...Also had a season-best three runs scored and three RBI against the Mastodons...Drew a pair of walks vs. Western Illinois (2/24) and Purdue Fort Wayne (3/2)...Had two or more RBI in three of his starts... OVC Commissioner's Honor Roll selection.


2018: Played in 48 games and logged 40 starts...Scored 19 runs, added four doubles and ranked third on the team with seven home runs...Added 23 RBI and ranked second on the team with 27 walks...Had multiple hits three times and posted multiple RBI in six contests...Went a perfect 4-for-4 with two runs scored, a double and one walk at UT Martin (3/17)...Hit a grand slam and notched a season-high five RBI vs. South Dakota State (3/2)... Hit safely in four of his final six games of the season...OVC Commissioner's Honor Roll selection.

Prep: Suburban West All-Conference and All-Metro pick at Lafayette High School...Hit .508 with seven home runs and 29 RBI as a senior...Boasted a 1.000 slugging percentage that year...Limited to just seven games due to injury his junior season.

Personal: Born April 4, 1999... Majoring in Business Administration...Son of Dave and Tonia Stauss...His younger brother, Ty, is also with the Redhawks.

Wade Stauss' Career Statistics at Southeast Missouri

Year	Avg.	GP-GS	AB	R	H	2B	3B	HR	RBI	TB	SLG%	BB	HBP	SO	GDP	OB%	SE	SH	SB-ATT	PO	A	E	FLD%
2018	.197	48-40	137	19	27	4	0	7	23	52	.380	27	6	58	2	.347	3	1	2-4	261	31	3	.990
2019	.257	11-11	35	7	9	3	1	0	7	14	.400	9	1	10	0	.422	0	0	0-0	84	4	3	.967
2020	.254	17-17	59	13	15	6	0	4	14	33	.559	7	6	23	0	.389	0	0	0-1	85	6	3	.968
2021	.241	45-44	162	32	39	7	0	14	36	88	.543	16	14	65	0	.352	4	0	0-0	329	26	1	.997
Total	.229	121-112	393	71	90	20	1	25	80	187	.476	59	27	156	2	.362	7	1	2-5	759	67	10	.988



RYAN VOGT

20

2021: Pitched in seven games with two starts over nine innings...Went 0-1 with three strikeouts...Made his Redhawks debut at South Alabama (2/21), starting and pitching a season-high three innings, allowing two runs on three hits, and striking out two...Also started at Arkansas (2/27), allowing three runs on two hits (0.1 IP)...Came out of the bullpen and pitched an inning against Southern Illinois (3/24), Tennessee Tech (4/17) and Eastern Kentucky (5/7)...Pitched two innings of relief in the 2021 OVC Tournament against Murray State (5/29).

2020 (Shortened due to COVID-19): Did not see action...Ohio Valley Conference Commissioner's Honor Roll selection.

McKendree College: Appeared in 12 games and made 11 starts during his only season at McKendree College in 2019...Led McKendree in starts...Recorded 54 strikeouts in 54.2 innings of work and held a 3.62 ERA...Finished with six or more strikeouts in five of his starts...Tallied a season-high eight strikeouts

in four innings at Bellarmine (3/11)... Had seven strikeouts vs. Southern Indiana (4/3), Illinois Springfield (4/13) and Missouri S&T (4/20).

Prep: Put together a 4-0 record with 60 strikeouts and a 1.20 ERA as a senior at Trico High School... Helped lead the Pioneers to a regional title as a sophomore and threw two career no-hitters...Team captain as a senior...Earned First-Team All-Conference honors as a junior and senior...Played in the Southern Illinois Baseball Coaches Association (SIBCA) All-Star Game... Was also on the golf and basketball teams.

Personal: Born April 4, 2000...Majoring in Biology (Wildlife Conservation)...Son of Chris and Amy Vogt...Both of his parents are SEMO Alumni...His father played baseball at SEMO.

Ryan Vogt's Career Statistics at Southeast Missouri

Year	ERA	W-L	APP	GS	CG	SHO	SV	IP	H	R	ER	BB	SO	2B	3B	HR	AB	B/Avg.	WP	HBP	BK	SFA	SHA
2021	11.00	0-1	7	2	0	0	0	9.0	12	11	11	8	3	4	0	1	45	.333	4	1	0	0	0



TYLER WILBER

9

2021: Second-Team All-Ohio Valley Conference selection...Ranked #17 among the Top 100 shortstops by D1Baseball...Named a Brooks Wallace Award Semifinalist... Awarded OVC Player of the Week on April 5...Started in all 50 games at shortstop...Won his second OVC regular-season batting title with a .400 average in 2021...Also finished first in the OVC with a .383 batting average in 2019...Is hitting a team-best .389 (75 hits in 193 at-bats) with 11 doubles (second on team), six home runs (second on team), two triples (second on team), 31 runs, 49 RBI (team-high) and 108 total bases (team-high)...Fifth on team with 31 runs scored...Leads the team with a .560 slugging percentage and ranks second in on-base percentage (.458)...Stole four bases in five attempts...Stands third on team with 22 walks and three sacrifice bunts...Leads the Redhawks with four sacrifice flies...Posted a 15-game hitting streak from March 30 (Missouri State) to May 1 (at Belmont)...Has posted two four-hit games against Jacksonville State (4/3) and at Austin Peay (4/28)...

Scored twice in eight games this season...Had a pair of doubles at Murray State (4/9), finishing 2-for-5 with three RBI...Notched a five-RBI game at Austin Peay, hitting 4-for-5 with two runs and a home run...Went 2-for-2 in the 2021 OVC Tournament Final game against Murray State (5/30) with two RBI and three walks...Also had a RBI in the OVC Tournament opener against Austin Peay (5/27) and a hit, run scored and RBI vs. Murray State (5/28)...Fielding at a rate of .958 with 63 putouts, 142 assists and 18 double plays.

2020 (Shortened due to COVID-19): Named CoSIDA Academic All-District...Was ranked among D1 Baseball's top 40 junior hitters...Started all 17 games at shortstop...Ranked second on the team with a .406 batting average...Was one of three players who hit .400 or better...Led the Redhawks in runs (26), doubles (9), walks (11) and on-base percentage (.494)...Ranked second on the team in hits (28), slugging percentage (.696) and total bases (48)...Tied for second

on the team with nine multiple-hit games...Narrowly missed hitting for the cycle when he opened the UT Martin series by going 4-for-6 with two singles, a double, home run, three runs and six RBI on Mar. 6...Went 4-for-6 with three runs scored and a double against the Skyhawks the next day (3/7)...Registered multiple hits in five of his final seven starts of the season...Was 3-for-4 with two doubles and two runs scored vs. Northern Illinois (2/22)...Led the Ohio Valley Conference in runs scored and ranked second in doubles, total bases and total plate appearances (85)...Also ranked among OVC leaders in batting average (7th), slugging percentage (7th), on-base percentage (3rd), hits (3rd), walks (4th) and at-bats (6th, 69)...Ranked second in the nation in runs scored and fourth in runs per game (1.53)...Was also ninth nationally in total bases...Preseason Third-Team All-America selection by Collegiate Baseball...OVC Commissioner's Honor Roll selection.

2019: First-Team All-OVC selection...Led the OVC with a .383 batting average and .480 on-base percentage in 55 starts at shortstop...Led the Redhawks with 80 hits, 19 doubles, three triples, 11 total bases, 40 RBI, and a .531 slugging percentage...Ranked second on the team in runs (43) and walks (37)...Posted multiple hits in a team-high 27 starts...Rated second with nine multiple-RBI performances...Reached base safely in 20-con-

secutive games from Mar. 1-Apr. 1...Strung together a 14-game hitting streak from Mar. 1-22, longest on the team...Hit his first career home run at Eastern Illinois (3/31)...Collected a season-high four hits when he finished at 4-for-5 with a run scored, double and two RBI vs. Jacksonville State (4/7)...Had nine hits in three games vs. the Gamecocks...Also had a four-hit game at Morehead State (5/16)...Posted a season-high five RBI vs. Tennessee Tech (4/19)...Tallied multiple hits in four of his first six starts of the season...Ranked among league leaders in hits (5th), doubles (3rd) and walks (9th)...Rated 24th in the nation in batting average...OVC Commissioner's Honor Roll selection.

Long Beach City College:

Started 47 games at Long Beach City College in 2017...Hit .331 with 26 runs scored, 60 hits, six doubles, one home run and 20 RBI...boasted a .407 on-base percentage...Had 17 multiple-hit games.

Prep: Attended Los Alamitos High School.

Personal: Born November 28, 1997...Majoring in Higher Education Administration...Son of Bruce Wilbur and Kathleen Goggin...Has one brother, Greg...His father played professional baseball for the Portland Mavericks, an independent team in the Class A Northwest League.

Tyler Wilber's Career Statistics at Southeast Missouri

Year	Avg.	GP-GS	AB	R	H	2B	3B	HR	RBI	TB	SLG%	BB	HBP	SO	GDP	OB%	SE	SH	SB-ATT	PO	A	E	FLD%
2019	.383	55-55	209	43	80	19	3	2	40	111	.531	37	4	24	4	.480	2	1	1-5	66	114	11	.942
2020	.406	17-17	69	26	28	9	1	3	12	48	.696	11	3	8	3	.494	2	0	3-3	25	44	3	.958
2021	.389	50-50	193	31	75	11	2	6	49	108	.560	22	6	25	10	.458	4	3	4-5	63	142	9	.958
Total	.389	122-122	471	100	183	39	6	11	101	267	.567	70	13	57	17	.473	8	4	8-13	154	300	23	.952



// Pitcher
// 6-3 // 210 // R/R
// Junior
// Judsonia, Ark.
// White County
Central H.S.
// Three Rivers CC

AUSTIN WILLIAMS

27

2021: Made a team-high 21 appearance in 2021, with one start on the hill...Worked 38 innings with a 2-3 record and a team-high six saves as one of SEMO's top relievers...Posted a 4.74 ERA allowing 21 runs (20 earned) on 43 hits... Notched 38 strikeouts which is fourth on the team...Fanned 12 batters looking, good for second on the team...Led the Redhawks with 10 games finished and is second with 20 games in relief...Made Redhawks debut at South Alabama, working 1.1 innings, allowing two runs on two hits with a pair of strikeouts... Pitched a season-best 3.2 innings twice at Murray State (4/9) and at Belmont (5/1)...Pitched two innings of no-hit baseball with three strikeouts to earn a save against Saint Louis (3/16)...Didn't surrender a run in eight games... Posted four strikeouts three times, most recently against Eastern Kentucky (5/8)...Made two appearances in the 2021 OVC Baseball Tournament...Allowed a run on two hits against Austin Peay (5/27) and scattered two hits in 2.2 innings of scoreless baseball against Murray State (5/28).


2020 (Shortened due to COVID-19): Did not see action.

Three Rivers CC: Played his sophomore season at Three Rivers Community College in 2019...Posted a 4-4 record in 15 appearances and 11 starts...Struck out 84 and walked 25 in 63.2 innings...Averaged 11.8 strikeouts per nine innings...Tossed three complete games and picked up a save.

Williams Baptist: Pitched his freshman campaign at Williams Baptist in 2018...Made 11 appearances and four starts and finished with a record of 1-5...Struck out 35 in 25.2 innings of work... Picked up one save.

Prep: Four-year starter at White County Central High School...Earned All-State honors his final two prep seasons...Four-time All-Conference pick...Also an All-State honoree on the basketball team...Ranked eighth in his class as an Honors Graduate.

Personal: Born June 13, 1999...Majoring in Corporate Communication...Son of Greg and Leslie Williams.



// Utility
// 5-11 // 180 // S/R
// Senior
// Dardenne Prairie, Mo.
// Fort Zumwalt
West H.S.

DANNY WRIGHT

19

2021: Played in 49 games...Started 46 contests in center field...Named to the 2021 Ohio Valley Conference All-Tournament Team...Hit .223 (40 hits in 179 at-bats) with four doubles, three homers, a triple, 29 RBI and 28 runs scored...Tallied 55 total bases, slugging .307 and posting an on-base percentage of .311...Posted 11-of-14 stolen bases...Registered a fielding percentage of .981 with 99 putouts and three assists... Finished 4-for-5 with a double, RBI and two runs against Tennessee Tech (4/17)...The four hits marked a season-best...Scored three times against Illinois State (3/7), going 3-for-4...Registered three RBI on two occasions, at Arkansas (2/25) and at Murray State (4/9)...Started in all four of the 2021 OVC Tournament games...Opened the Tournament with consecutive three-hit games against Austin Peay (5/27) and Murray State (5/28)...Hit a pair of doubles in the win over Murray State.

2020 (Shortened due to COVID-19): Southeast Missouri's leadoff hitter who started all 17

games in center field...Hit .359 with 12 runs, four doubles, a triple, two home runs and 16 RBI...Finished with a .513 slugging percentage and .412 on-base percentage...Ranked third on the team with six stolen bases... Added eight multiple-hit games and collected multiple RBI on four occasions...Ended the shortened season on an eight-game hitting streak... Reached base safely in 11-straight games...Hit a grand slam as part of a three-hit performance vs. Northern Illinois (2/22)...Had three hits and a season-high five RBI at UT Martin (3/7)...Registered a total of five games with three hits...Tied for first in the OVC in hits (29), tied for ninth in total bases (41), tied for fourth in hit by pitch (4), tied for fifth in stolen bases (6) and led the league in at-bats (78).

2019: Started 49 of 50 games... Logged 42 starts in center field... Hit .270 with 34 runs scored, 53 hits, nine doubles, a triple and 24 RBI...Walked 25 times and was hit by pitch on nine occasions...Ranked second on the team with 11 stolen bases...Boasted a .987 fielding

Austin Williams' Career Statistics at Southeast Missouri

Year	ERA	W-L	APP	GS	CG	SHO	SV	IP	H	R	ER	BB	SO	2B	3B	HR	AB	B/Avg.	WP	HBP	BK	SFA	SHA
2021	4.74	2-3	21	1	0	0/1	6	38.0	43	21	20	11	38	7	1	5	170	.274	8	1	0	0	1

Danny Wright's Career Statistics at Southeast Missouri

Year	Avg.	GP-GS	AB	R	H	2B	3B	HR	RBI	TB	SLG%	BB	HBP	SO	GDP	OB%	SF	SH	SB-ATT	PO	A	E	FLD%
2017	.376	51-48	178	43	67	13	3	5	36	101	.567	26	8	36	0	.472	2	4	9-9	113	119	7	.971
2018	.258	52-50	194	33	50	3	1	3	29	64	.330	25	9	33	1	.367	1	3	8-11	117	32	1	.993
2019	.270	50-49	196	34	53	9	1	0	24	64	.327	25	9	52	5	.377	1	0	11-16	151	3	2	.987
2020	.359	17-17	78	12	28	4	1	2	16	40	.513	3	4	13	3	.472	0	0	6-8	29	2	0	1.000
2021	.223	49-46	179	28	40	4	1	3	29	55	.307	19	5	50	2	.311	3	2	11-14	99	3	2	.981
Total	.288	219-210	825	150	238	33	7	13	134	324	.393	98	35	184	11	.384	7	9	45-58	509	159	12	.982



percentage, committing only two errors...Recorded two or more hits a total of 13 times and had multiple RBI in five games...Finished with three hits in back-to-back games at Belmont (5/5) and vs. Eastern Kentucky (5/10)...Had three hits twice more at SIU Edwardsville (3/16) and vs. Jacksonville State (4/7)...Posted a season-best three RBI vs. Memphis (3/19)...Scored a run in each of his first eight starts of the season... Had two hits in four games during that stretch.

2018: Hit .258 in 52 games and 50 starts...Made 33 of his starts in center field...Added 50 hits, three doubles, a triple, three home runs and 29 RBI...Ranked second on the team with 25 walks and was hit by a pitch nine times, also second-most on the team...Tied for third with eight stolen bases...Made just one error and boasted a .993 fielding percentage... Recorded multiple hits in seven games and multiple-RBI in six of his starts...Turned in a season-high five RBI at Austin Peay (3/31)...Posted seven games with three hits...Went 3-for-5 with a season-best three runs scored at Tennessee Tech (4/29)...Held an eight-game hitting streak from Apr. 8-21.

2017: Landed a spot on the OVC All-Newcomer Team...Second-Team Perfect Game and Rawlings Sporting Goods Freshman All-American... Also earned Collegiate Baseball Newspaper and National Collegiate Baseball Writers Association Freshman All-America status... Named to the OVC All-Tournament

Team...SEMO's top hitter with a .376 batting average in 51 games and 48 starts...Started the final 44 games of the season at second base... Registered 67 hits, 13 doubles, three triples, five home runs and 36 RBI... Ranked second on the team with a .472 on-base percentage...Boasted a .567 slugging percentage...Stole nine bases and committed just seven errors...Ranked sixth in the OVC in batting average and fourth in on-base percentage...Hit .408, had a .602 slugging percentage and recorded a .508 on-base percentage in 30 conference games...Had multiple-hits in 22 contests...Hit safely in each of his last 10 games of the season...Had three hits, a home run and four RBI vs. Saint Louis (4/18)... Went 3-for-5 with a home run, two runs scored and season-high five RBI at Jacksonville State (5/24).

Prep: Four-year starter and at Fort Zumwalt West High School... Earned First-Team All-Conference honors, was a First-Team All-District selection and Second-Team All-State infielder as a senior...Garnered First-Team All-Conference and All-District honors as a sophomore... Was named Second-Team All-Conference as a utility player his freshman year...Helped lead the Jaguars to a conference championship as a senior and a district title as a freshman...Played soccer and basketball... Won the Jaguar Award twice and was a three-time Defensive MVP in soccer...Three-time First-Team All-Conference soccer player, who also claimed All-Region honors.

Personal: Born August 7, 1997...

Majoring in Higher Education Administration...Son of Lonnie and Kathleen Wright...His brothers, David and Peter, played baseball at Longview Community College.



**2021 Southeast Missouri Baseball
Individual Game-by-Game for Southeast Missouri (as of May 31, 2021)**

#10 ANDREWS, Lincoln - 43 games (All games)

Date	Opponent	Pos	AB	R	H	RBI	2B	3B	HR	BB	SB	CS	HBP	SAC	SF	GDP	K	PO	A	E	Avg
02-19-21	at South Alabama	*dh	4	0	2	2	0	0	0	0	0	0	0	0	0	0	0	0	0	0	.500
02-20-21	at South Alabama	*dh	4	1	2	1	1	0	0	0	0	0	0	0	0	0	2	0	0	0	.500
02-21-21	at South Alabama	*dh	5	0	1	0	0	0	0	0	0	0	0	0	0	0	3	0	0	0	.385
02-25-21	at Arkansas	*dh	5	0	1	1	0	0	0	0	0	0	0	0	0	0	2	0	0	0	.333
02-26-21	at Arkansas	*dh	4	0	0	1	0	0	0	0	0	0	0	0	0	0	2	0	0	0	.273
02-27-21	at Arkansas	*dh	3	0	0	1	0	0	0	1	0	0	0	0	0	0	1	0	0	0	.240
02-28-21	at Arkansas	*dh	3	0	1	0	0	0	0	0	0	0	0	0	0	0	1	0	0	0	.250
03-05-21	ILLINOIS STATE	*dh	2	0	0	0	0	0	0	1	0	0	0	0	0	0	1	0	0	0	.233
03-06-21	ILLINOIS STATE-1	*dh	3	1	1	1	0	0	1	0	0	0	0	0	0	0	1	0	0	0	.242
03-06-21	ILLINOIS STATE-2	*dh	3	0	0	0	0	0	0	0	0	0	0	0	0	0	0	0	0	0	.222
03-07-21	ILLINOIS STATE	*dh	2	0	0	0	0	0	0	0	0	0	0	0	0	0	0	0	0	0	.211
03-12-21	at SIUE	ph	1	0	0	0	0	0	0	0	0	0	0	0	0	0	1	0	0	0	.205
03-13-21	at SIUE-1	*dh	3	0	1	1	0	0	0	0	0	0	0	0	0	0	0	0	0	0	.214
03-16-21	at Saint Louis	*dh	1	0	0	0	0	0	0	0	0	0	0	0	0	0	1	0	0	0	.209
03-24-21	SOUTHERN ILLINOIS	ph	1	0	0	0	0	0	0	0	0	0	0	0	0	0	1	0	0	0	.205
03-27-21	at Eastern Illinois-1	*dh	4	1	2	0	0	0	0	0	0	0	0	0	0	0	1	0	0	0	.229
03-30-21	MISSOURI STATE	*dh	3	1	2	0	0	0	0	0	0	0	0	0	0	0	0	0	0	0	.255
04-02-21	JACKSONVILLE STAT	*dh	2	0	0	0	0	0	0	0	0	0	0	1	0	0	1	0	0	0	.245
04-03-21	JACKSONVILLE STAT	ph/dh	2	0	1	1	1	0	0	0	0	0	0	0	0	0	0	0	0	0	.255
04-09-21	at Murray State-1	ph	1	0	1	0	0	0	0	0	0	0	0	0	0	0	0	0	0	0	.268
04-09-21	at Murray State-2	*1b	5	2	2	1	0	0	0	0	0	0	0	0	0	0	1	4	0	0	.279
04-10-21	at Murray State	*1b	4	0	0	0	0	0	0	0	0	0	0	0	0	0	1	4	0	0	.262
04-13-21	at UT Martin	*1b	5	1	3	1	1	0	0	0	0	0	0	0	0	0	0	6	1	0	.286
04-16-21	TENNESSEE TECH	*1b	2	0	0	1	0	0	0	1	0	0	0	0	1	0	0	6	0	0	.278
04-17-21	TENNESSEE TECH-1	*1b	4	0	0	0	0	0	0	0	0	0	0	0	0	1	1	11	0	0	.263
04-17-21	TENNESSEE TECH-2	*1b	3	0	1	0	0	0	0	0	0	0	1	0	0	0	1	10	0	0	.266
04-28-21	at Austin Peay	*dh	4	2	4	0	1	0	0	0	0	0	0	0	0	0	0	0	0	0	.301
04-30-21	at Belmont	*dh	4	1	1	1	1	0	0	0	0	0	0	0	0	0	1	0	0	0	.299
05-01-21	at Belmont-1	*dh	4	0	0	0	0	0	0	0	0	0	0	0	0	0	0	0	0	0	.286
05-01-21	at Belmont-2	*1b	4	0	1	0	0	0	0	0	0	0	0	0	0	0	2	4	0	0	.284
05-07-21	EASTERN KENTUCKY	*dh	3	0	0	0	0	0	0	0	0	0	0	0	0	0	1	0	0	0	.276
05-07-21	EASTERN KENTUCKY	*1b	4	0	1	0	0	0	0	0	0	0	0	0	0	0	1	9	0	0	.275
05-08-21	EASTERN KENTUCKY	*1b	2	1	0	0	0	0	0	1	0	0	0	1	0	0	1	8	0	0	.269
05-13-21	at Lipscomb	*dh	4	0	1	2	1	0	0	0	0	0	0	0	0	0	0	0	0	0	.269
05-14-21	at Lipscomb	*1b	4	0	1	0	0	0	0	0	0	0	0	0	0	0	0	12	0	0	.268
05-15-21	at Lipscomb	*dh	5	1	1	1	0	0	0	0	0	0	0	0	0	0	1	0	0	0	.265
05-20-21	UT MARTIN	*1b	4	1	2	2	0	0	1	0	0	0	0	0	0	0	1	15	0	0	.273
05-21-21	UT MARTIN-1	*1b	4	0	2	1	1	0	0	0	0	0	0	0	0	0	0	11	0	0	.280
05-21-21	UT MARTIN-2	*dh	4	0	1	0	0	0	0	0	0	0	0	0	0	0	1	0	0	0	.279
05-27-21	vs Austin Peay	*1b	5	1	1	3	0	0	1	0	0	0	0	0	0	0	0	3	0	0	.276
05-28-21	vs Murray State	*1b	5	0	0	0	0	0	0	0	0	0	0	0	0	0	2	10	0	0	.266
05-29-21	vs Murray State	*1b	4	0	0	0	0	0	0	0	0	0	0	0	0	0	0	6	1	0	.259
05-30-21	vs Murray State	*1b	4	1	1	2	0	0	0	0	0	0	0	0	0	1	0	7	0	1	.259
Totals		39gs	147	15	38	24	7	0	3	4	0	0	1	2	1	2	33	126	2	1	.259

On base pct. .281 • Slugging pct. .367



2021 Southeast Missouri Baseball
Individual Game-by-Game for Southeast Missouri (as of May 30, 2021)

#2 BASLER, Connor - 50 games (All games)

Date	Opponent	Pos	AB	R	H	RBI	2B	3B	HR	BB	SB	CS	HBP	SAC	SF	GDP	K	PO	A	E	Avg
02-19-21	at South Alabama	*2b	3	0	2	1	1	0	0	0	1	0	0	1	0	0	1	0	2	0	.667
02-20-21	at South Alabama	*2b	3	0	0	1	0	0	0	0	1	0	0	1	0	0	1	2	4	0	.333
02-21-21	at South Alabama	*2b	3	1	1	1	0	0	0	1	2	0	0	1	0	0	2	6	3	0	.333
02-25-21	at Arkansas	*2b	4	0	1	0	0	0	0	0	0	0	0	0	0	0	1	1	3	0	.308
02-26-21	at Arkansas	*2b	3	0	0	0	0	0	0	1	0	0	0	0	0	0	0	0	2	0	.250
02-27-21	at Arkansas	*2b	3	0	0	0	0	0	0	1	0	0	0	0	0	0	0	0	1	0	.211
02-28-21	at Arkansas	*2b	1	0	0	0	0	0	0	1	0	0	0	0	0	0	0	2	1	0	.200
03-05-21	ILLINOIS STATE	*2b	5	0	0	0	0	0	0	0	0	0	0	0	0	0	1	2	6	0	.160
03-06-21	ILLINOIS STATE-1	*2b	3	0	0	0	0	0	0	0	0	0	0	0	0	0	0	1	3	0	.143
03-06-21	ILLINOIS STATE-2	*2b	2	0	0	0	0	0	0	0	0	0	0	0	0	0	1	0	2	0	.133
03-07-21	ILLINOIS STATE	*2b	2	0	2	2	0	0	0	0	0	0	0	1	0	0	0	1	3	0	.188
03-12-21	at SIUE	*2b	2	0	0	0	0	0	0	1	1	0	0	0	0	0	0	0	1	0	.176
03-13-21	at SIUE-1	*2b	3	0	0	0	0	0	0	1	0	0	0	0	0	0	1	2	2	0	.162
03-13-21	at SIUE-2	*2b	3	0	0	0	0	0	0	0	0	0	0	0	0	0	0	3	1	0	.150
03-16-21	at Saint Louis	*2b	4	1	1	1	1	0	0	0	0	0	0	0	0	0	0	1	1	0	.159
03-19-21	AUSTIN PEAY	*2b	3	1	0	1	0	0	0	1	0	0	0	0	0	0	2	0	4	1	.149
03-20-21	AUSTIN PEAY-1	*2b	4	0	1	2	0	0	0	0	1	0	0	0	0	0	0	5	5	0	.157
03-20-21	AUSTIN PEAY-2	*2b	4	1	1	3	1	0	0	1	0	1	1	0	0	0	1	4	2	0	.164
03-24-21	SOUTHERN ILLINOIS	*2b	3	0	1	1	0	0	0	0	0	0	0	0	0	0	2	1	3	1	.172
03-26-21	at Eastern Illinois	*2b	4	0	1	0	1	0	0	0	0	0	0	0	0	0	2	0	6	0	.177
03-27-21	at Eastern Illinois-1	*2b	3	1	2	0	0	0	0	0	0	0	0	0	0	0	1	1	3	0	.200
03-27-21	at Eastern Illinois-2	*2b	3	0	0	0	0	0	0	0	0	0	0	1	0	0	0	1	3	2	.191
03-30-21	MISSOURI STATE	*2b	5	2	2	2	0	0	1	0	0	0	0	0	0	0	1	1	1	0	.205
04-02-21	JACKSONVILLE STAT	*2b	4	0	1	0	0	0	0	0	1	0	0	0	0	0	0	2	3	0	.208
04-03-21	JACKSONVILLE STAT	*2b	2	1	1	0	0	0	0	0	0	0	2	0	0	0	0	3	1	0	.215
04-03-21	JACKSONVILLE STAT	*2b	3	1	0	0	0	0	0	0	0	0	1	0	0	0	2	3	5	0	.207
04-09-21	at Murray State-1	*2b	3	1	0	1	0	0	0	2	0	1	0	0	0	0	1	3	2	0	.200
04-09-21	at Murray State-2	*2b	3	1	1	1	0	0	0	0	0	0	0	1	1	0	1	1	0	0	.205
04-10-21	at Murray State	*2b	4	1	1	0	1	0	0	0	0	0	0	0	0	0	3	1	0	2	.207
04-13-21	at UT Martin	*3b	5	0	1	0	0	0	0	0	1	0	0	0	0	0	1	0	1	0	.206
04-16-21	TENNESSEE TECH	*2b	3	1	1	0	0	0	0	1	0	0	0	0	0	0	1	5	0	1	.210
04-17-21	TENNESSEE TECH-1	*2b	3	0	0	0	0	0	0	0	0	0	0	0	0	0	0	1	1	0	.204
04-17-21	TENNESSEE TECH-2	*2b	3	0	0	1	0	0	0	0	0	0	0	0	1	0	0	1	2	0	.198
04-28-21	at Austin Peay	*2b	2	3	1	1	0	0	0	1	0	0	0	0	0	0	0	2	0	0	.204
04-30-21	at Belmont	*2b/3b	3	2	1	1	0	0	0	1	0	0	0	0	0	0	0	2	3	0	.207
05-01-21	at Belmont-1	*2b	4	0	0	0	0	0	0	0	0	0	0	0	0	0	2	2	4	0	.200
05-01-21	at Belmont-2	*2b	3	1	1	1	0	0	0	1	0	0	0	0	0	0	1	0	2	0	.203
05-07-21	EASTERN KENTUCKY	*2b	2	1	1	0	0	0	0	1	0	0	0	0	0	0	0	2	3	0	.208
05-07-21	EASTERN KENTUCKY	*2b	2	0	0	0	0	0	0	1	0	0	0	0	0	1	0	4	3	1	.205
05-08-21	EASTERN KENTUCKY	*2b	3	1	2	2	0	0	0	1	0	0	0	0	0	0	0	3	4	0	.216
05-13-21	at Lipscomb	*2b/3b	4	0	0	0	0	0	0	0	0	0	0	0	0	0	4	0	1	1	.209
05-14-21	at Lipscomb	*3b	2	0	1	0	0	0	0	0	0	0	1	0	0	0	0	1	0	0	.214
05-15-21	at Lipscomb	*3b	3	1	3	2	0	0	0	0	0	1	0	1	0	0	0	0	2	0	.231
05-20-21	UT MARTIN	*2b	4	1	1	1	0	0	1	0	0	0	0	0	0	0	2	0	2	1	.232
05-21-21	UT MARTIN-1	*2b	4	0	0	0	0	0	0	0	0	0	0	0	0	0	3	2	5	0	.225
05-21-21	UT MARTIN-2	*3b	2	1	1	0	0	0	0	0	0	0	0	0	0	0	0	0	0	0	.229
05-27-21	vs Austin Peay	*2b	3	1	0	0	0	0	0	2	0	0	0	0	0	0	0	5	0	0	.224
05-28-21	vs Murray State	*2b	4	1	1	0	1	0	0	0	0	0	0	0	0	0	1	2	3	0	.225
05-29-21	vs Murray State	*2b	4	0	2	0	0	0	0	0	0	0	0	0	0	0	2	3	3	0	.232
05-30-21	vs Murray State	*2b	4	1	1	1	0	0	0	0	1	0	0	0	0	0	1	0	2	0	.233
Totals		50gs	159	27	37	27	6	0	2	19	9	3	5	7	2	1	42	79	117	10	.233

On base pct. .330 • Slugging pct. .308



**2021 Southeast Missouri Baseball
Individual Game-by-Game for Southeast Missouri (as of May 31, 2021)**

#22 BLAZEVIC, Austin - 39 games (All games)

Date	Opponent	Pos	AB	R	H	RBI	2B	3B	HR	BB	SB	CS	HBP	SAC	SF	GDP	K	PO	A	E	Avg
02-19-21	at South Alabama	*1b	2	2	1	0	0	0	0	1	0	0	1	0	0	0	0	11	1	0	.500
02-20-21	at South Alabama	*1b	4	1	2	0	0	0	0	0	0	0	0	0	0	0	1	9	1	0	.500
02-21-21	at South Alabama	*1b	5	2	2	1	1	0	0	0	0	0	0	0	0	0	1	9	2	0	.455
02-25-21	at Arkansas	*1b	5	0	1	0	0	1	0	0	0	0	0	0	0	0	0	6	1	0	.375
02-26-21	at Arkansas	*1b	3	0	0	0	0	0	0	1	0	0	0	0	0	0	1	7	0	0	.316
02-27-21	at Arkansas	*1b	4	0	2	0	0	0	0	0	0	0	0	0	0	0	0	10	0	0	.348
02-28-21	at Arkansas	*1b	3	1	1	1	0	0	1	0	0	0	0	0	0	0	2	4	1	0	.346
03-05-21	ILLINOIS STATE	*1b	4	1	0	0	0	0	0	0	0	0	0	1	0	0	1	10	2	0	.300
03-06-21	ILLINOIS STATE-1	*1b	2	1	1	0	0	0	0	1	0	0	0	0	0	0	0	8	0	0	.312
03-06-21	ILLINOIS STATE-2	*1b	3	0	0	0	0	0	0	0	0	0	0	0	0	1	0	7	0	0	.286
03-07-21	ILLINOIS STATE	*1b	4	0	1	0	0	0	0	0	0	0	0	0	0	0	0	6	0	0	.282
03-12-21	at SIUE	*1b	4	0	0	0	0	0	0	0	0	0	0	0	0	0	1	6	0	0	.256
03-13-21	at SIUE-1	*1b	5	0	2	3	0	0	0	0	0	0	0	0	0	0	1	8	0	0	.271
03-13-21	at SIUE-2	*1b	3	0	1	3	0	0	0	0	0	0	0	0	1	0	1	3	0	0	.275
03-16-21	at Saint Louis	*1b	5	0	0	0	0	0	0	0	0	0	0	0	0	0	1	9	0	0	.250
03-19-21	AUSTIN PEAY	*1b	4	1	2	0	1	0	0	0	0	0	0	0	0	1	0	12	0	1	.267
03-20-21	AUSTIN PEAY-1	*1b	5	0	1	0	0	0	0	0	0	0	0	0	0	1	1	11	0	0	.262
03-20-21	AUSTIN PEAY-2	*1b	7	1	3	1	0	0	0	0	0	0	0	0	0	0	0	9	0	0	.278
03-24-21	SOUTHERN ILLINOIS	*1b	3	1	0	0	0	0	0	1	0	0	0	0	0	0	0	8	0	0	.267
03-26-21	at Eastern Illinois	*1b	4	0	1	1	1	0	0	0	0	0	0	0	0	0	0	7	0	0	.266
03-27-21	at Eastern Illinois-1	*1b	4	0	1	0	0	0	0	0	0	0	0	0	0	0	1	10	0	0	.265
03-27-21	at Eastern Illinois-2	*1b	4	0	2	1	0	0	0	0	0	0	0	0	0	0	0	10	0	0	.276
03-30-21	MISSOURI STATE	*1b	5	1	0	0	0	0	0	1	0	0	0	0	0	0	1	12	0	0	.261
04-02-21	JACKSONVILLE STAT	*1b	4	0	0	0	0	0	0	0	0	0	0	0	0	0	1	6	1	0	.250
04-03-21	JACKSONVILLE STAT	*1b	5	0	1	0	0	0	0	0	0	0	0	0	0	1	0	13	0	0	.248
04-03-21	JACKSONVILLE STAT	*1b	4	1	3	0	0	0	0	1	0	0	0	0	0	0	0	12	0	0	.267
04-09-21	at Murray State-1	*1b	5	0	1	0	0	0	0	0	0	0	0	0	0	0	0	5	1	0	.264
04-09-21	at Murray State-2	*dh	3	2	0	0	0	0	0	1	0	0	1	0	0	0	0	0	0	0	.257
04-10-21	at Murray State	*dh	2	0	0	0	0	0	0	0	0	0	0	0	0	0	0	0	0	0	.252
04-16-21	TENNESSEE TECH	*dh	2	1	1	1	1	0	0	2	0	0	0	0	0	0	0	0	0	0	.256
04-17-21	TENNESSEE TECH-1	*dh	3	0	0	0	0	0	0	0	0	0	0	0	0	0	0	0	0	0	.250
04-28-21	at Austin Peay	*1b	3	0	1	1	0	0	0	0	0	0	0	1	0	0	0	7	0	0	.252
04-30-21	at Belmont	*1b	5	1	1	1	0	0	0	0	0	0	0	0	0	0	0	10	0	0	.250
05-01-21	at Belmont-1	*1b	3	0	0	1	0	0	0	0	0	0	0	0	0	0	0	8	1	0	.244
05-01-21	at Belmont-2	1b	0	0	0	0	0	0	0	0	0	0	0	0	0	0	0	1	0	0	.244
05-07-21	EASTERN KENTUCKY	*1b	3	0	0	0	0	0	0	0	0	0	0	0	0	0	0	4	0	0	.239
05-13-21	at Lipscomb	*1b	4	0	1	0	1	0	0	0	0	0	0	0	0	0	2	9	1	0	.239
05-15-21	at Lipscomb	*1b	3	1	1	0	0	0	0	0	0	0	1	0	0	0	0	11	0	0	.241
05-21-21	UT MARTIN-2	*1b	4	0	0	0	0	0	0	0	0	0	0	0	0	0	3	5	1	0	.234
Totals		38gs	145	18	34	15	5	1	1	9	0	0	3	2	1	4	19	283	13	1	.234

On base pct. .291 • Slugging pct. .303



2021 Southeast Missouri Baseball
Individual Game-by-Game for Southeast Missouri (as of May 31, 2021)

#31 CISNEROS, Blake - 1 game (All games)

Date	Opponent	Pos	AB	R	H	RBI	2B	3B	HR	BB	SB	CS	HBP	SAC	SF	GDP	K	PO	A	E	Avg
02-21-21	at South Alabama	p	0	0	0	0	0	0	0	0	0	0	0	0	0	0	0	0	1	0	.000
Totals			0	0	0	0	0	0	0	0	0	0	0	0	0	0	0	0	1	0	.000

On base pct. .000 • Slugging pct. .000

#31 CISNEROS, Blake - 21 appearances (All games)

Date	Opponent	GS	IP	H	R	ER	BB	SO	2B	3B	HR	WP	BK	HBP	IBB	Score	W-L	Sv	ERA	NP
02-19-21	at South Alabama		0.1	0	0	0	0	1	0	0	0	0	0	0	0	4-2	0-0	0	0.00	3
02-20-21	at South Alabama		0.2	0	1	1	1	0	0	0	0	0	0	0	0	5-6	0-1	0	9.00	8
02-21-21	at South Alabama		2.2	2	1	1	1	3	0	0	0	1	0	0	0	8-6	1-1	0	4.91	37
02-25-21	at Arkansas		0.0	1	0	0	0	0	0	0	0	0	0	1	0	5-6	1-1	0	4.91	3
03-05-21	ILLINOIS STATE		1.0	0	0	0	1	2	0	0	0	0	0	0	1	4-3	2-1	0	3.86	12
03-13-21	at SIUE-1		0.1	0	1	1	1	1	0	0	0	0	0	0	0	6-3	2-1	0	5.40	9
03-13-21	at SIUE-2		1.0	0	0	0	0	1	0	0	0	1	0	0	0	6-4	2-1	1	4.50	13
03-20-21	AUSTIN PEAY-1		2.0	0	0	0	1	2	0	0	0	0	0	0	0	6-5	3-1	1	3.38	-
03-20-21	AUSTIN PEAY-2		0.1	1	1	1	0	0	0	0	0	0	0	0	0	11-12	3-1	1	4.32	3
03-27-21	at Eastern Illinois-2		1.0	0	0	0	0	1	0	0	0	0	0	0	0	4-8	3-1	1	3.86	12
03-30-21	MISSOURI STATE		1.1	1	2	2	1	0	1	0	0	1	0	0	0	8-9	3-1	1	5.06	25
04-03-21	JACKSONVILLE STAT		0.2	1	1	1	1	1	1	0	0	0	0	0	0	8-3	3-1	1	5.56	22
04-10-21	at Murray State		0.1	2	3	3	2	1	0	0	0	0	0	0	0	6-11	3-1	1	7.71	26
04-13-21	at UT Martin		0.2	0	0	0	0	1	0	0	0	0	0	0	0	8-1	3-1	1	7.30	11
04-17-21	TENNESSEE TECH-2		0.0	0	0	0	0	0	0	0	0	0	0	0	0	7-2	3-1	1	7.30	-
05-01-21	at Belmont-1		0.2	0	0	0	1	1	0	0	0	0	0	0	0	1-4	3-1	1	6.92	13
05-07-21	EASTERN KENTUCKY		0.0	1	2	2	1	0	0	0	0	0	0	0	0	0-8	3-2	1	8.31	8
05-14-21	at Lipscomb		2.0	0	0	0	0	2	0	0	0	0	0	0	0	0-3	3-2	1	7.20	22
05-21-21	UT MARTIN-1		1.2	1	1	1	0	1	0	0	1	0	0	0	0	3-2	3-2	1	7.02	26
05-27-21	vs Austin Peay		0.2	0	0	0	0	1	0	0	0	0	0	0	0	11-8	3-2	2	6.75	5
05-28-21	vs Murray State		1.0	3	1	1	1	1	0	0	0	0	0	1	0	6-5	3-2	2	6.87	30
Totals			0	18.1	13	14	14	12	2	0	1	3	0	2	1	117-111	3-2	2	6.87	-



**2021 Southeast Missouri Baseball
Individual Game-by-Game for Southeast Missouri (as of May 31, 2021)**

#25 DODD, Dylan - 9 games (All games)

Date	Opponent	Pos	AB	R	H	RBI	2B	3B	HR	BB	SB	CS	HBP	SAC	SF	GDP	K	PO	A	E	Avg
02-25-21	at Arkansas	*p	0	0	0	0	0	0	0	0	0	0	0	0	0	0	0	1	0	0	.000
03-05-21	ILLINOIS STATE	*p	0	0	0	0	0	0	0	0	0	0	0	0	0	0	0	1	1	0	.000
03-19-21	AUSTIN PEAY	*p	0	0	0	0	0	0	0	0	0	0	0	0	0	0	0	1	1	0	.000
03-26-21	at Eastern Illinois	*p	0	0	0	0	0	0	0	0	0	0	0	0	0	0	0	0	2	0	.000
04-02-21	JACKSONVILLE STAT	*p	0	0	0	0	0	0	0	0	0	0	0	0	0	0	0	1	0	0	.000
04-09-21	at Murray State-1	*p	0	0	0	0	0	0	0	0	0	0	0	0	0	0	0	0	1	0	.000
04-30-21	at Belmont	*p	0	0	0	0	0	0	0	0	0	0	0	0	0	0	0	0	2	0	.000
05-13-21	at Lipscomb	*p	0	0	0	0	0	0	0	0	0	0	0	0	0	0	0	1	2	0	.000
05-20-21	UT MARTIN	*p	0	0	0	0	0	0	0	0	0	0	0	0	0	0	0	0	1	0	.000
Totals		9gs	0	0	0	0	0	0	0	0	0	0	0	0	0	0	0	5	10	0	.000

On base pct. .000 • Slugging pct. .000

#25 DODD, Dylan - 14 appearances (All games)

Date	Opponent	GS	IP	H	R	ER	BB	SO	2B	3B	HR	WP	BK	HBP	IBB	Score	W-L	Sv	ERA	NP
02-19-21	at South Alabama	*	6.0	3	1	1	1	8	2	0	1	0	0	0	0	4-2	1-0	0	1.50	93
02-25-21	at Arkansas	*	6.0	3	2	2	2	10	0	0	2	0	0	2	0	5-6	1-0	0	2.25	106
03-05-21	ILLINOIS STATE	*	7.0	8	3	2	1	8	2	0	0	0	0	0	0	4-3	1-0	0	2.37	96
03-12-21	at SIUE	*	5.0	7	4	3	1	10	3	1	0	1	0	1	0	2-6	1-1	0	3.00	91
03-19-21	AUSTIN PEAY	*	7.0	3	3	0	3	8	0	0	0	3	0	0	0	6-3	2-1	0	2.32	108
03-26-21	at Eastern Illinois	*	7.2	7	2	2	1	8	0	0	0	0	0	0	0	3-2	3-1	0	2.33	106
04-02-21	JACKSONVILLE STAT	*	5.0	9	5	5	1	3	2	0	1	2	0	0	0	6-5	3-1	0	3.09	104
04-09-21	at Murray State-1	*	6.0	6	3	3	0	8	3	0	1	0	0	0	0	8-3	3-1	0	3.26	100
04-16-21	TENNESSEE TECH	*	6.2	5	2	2	2	8	2	0	1	1	0	1	0	7-3	4-1	0	3.20	107
04-30-21	at Belmont	*	7.0	2	0	0	1	8	1	0	0	0	0	0	0	12-0	5-1	0	2.84	84
05-07-21	EASTERN KENTUCKY	*	7.0	3	0	0	1	8	1	0	0	0	0	0	0	6-2	6-1	0	2.56	106
05-13-21	at Lipscomb	*	7.0	4	0	0	0	8	1	0	0	0	1	0	0	3-2	7-1	0	2.33	84
05-20-21	UT MARTIN	*	6.2	6	2	2	0	7	0	0	1	0	0	1	0	6-2	8-1	0	2.36	116
05-27-21	vs Austin Peay	*	6.2	9	7	6	0	11	0	0	2	0	0	0	0	11-8	9-1	0	2.78	119
Totals		14	90.2	75	34	28	14	113	17	1	9	7	1	5	0	83-47	9-1	0	2.78	-



**2021 Southeast Missouri Baseball
Individual Game-by-Game for Southeast Missouri (as of May 31, 2021)**

#23 GRABER, Brett - 17 games (All games)

Date	Opponent	Pos	AB	R	H	RBI	2B	3B	HR	BB	SB	CS	HBP	SAC	SF	GDP	K	PO	A	E	Avg
03-05-21	ILLINOIS STATE	pr	0	0	0	0	0	0	0	0	0	0	0	0	0	0	0	0	0	0	.000
03-06-21	ILLINOIS STATE-2	*of	2	0	1	0	0	0	0	0	0	0	0	0	0	0	1	3	0	0	.500
03-07-21	ILLINOIS STATE	ph/dh	2	0	0	0	0	0	0	0	0	0	0	0	0	0	2	0	0	0	.250
03-13-21	at SIUE-2	of	1	0	1	0	0	0	0	0	0	1	0	0	0	0	0	1	0	0	.400
03-16-21	at Saint Louis	dh	4	0	0	0	0	0	0	0	0	0	0	0	0	0	2	0	0	0	.222
03-24-21	SOUTHERN ILLINOIS	of	1	1	1	0	0	0	0	0	0	0	0	0	0	0	0	1	0	0	.300
03-27-21	at Eastern Illinois-2	*of	3	1	2	0	1	0	0	1	0	0	0	0	0	0	1	2	0	0	.385
03-30-21	MISSOURI STATE	pr	0	1	0	0	0	0	0	0	0	0	0	0	0	0	0	0	0	0	.385
04-02-21	JACKSONVILLE STAT	pr	0	1	0	0	0	0	0	0	0	0	0	0	0	0	0	0	0	0	.385
04-09-21	at Murray State-1	*dh	3	1	1	0	1	0	0	0	0	0	0	0	0	0	1	0	0	0	.375
04-09-21	at Murray State-2	pr	0	0	0	0	0	0	0	0	0	0	0	0	0	0	0	0	0	0	.375
04-17-21	TENNESSEE TECH-2	ph	1	1	1	0	0	0	0	0	0	0	0	0	0	0	0	0	0	0	.412
04-28-21	at Austin Peay	ph/of	1	0	0	0	0	0	0	0	0	0	0	0	0	0	0	0	0	0	.389
05-01-21	at Belmont-2	pr	0	0	0	0	0	0	0	0	0	0	0	0	0	0	0	0	0	0	.389
05-08-21	EASTERN KENTUCKY	pr/dh	0	0	0	0	0	0	0	0	0	0	0	1	0	0	0	0	0	0	.389
05-14-21	at Lipscomb	ph/of	1	0	0	0	0	0	0	0	0	0	0	0	0	0	1	2	0	0	.368
05-21-21	UT MARTIN-2	of	0	0	0	0	0	0	0	1	0	0	0	0	0	0	0	1	0	0	.368
Totals		3gs	19	6	7	0	2	0	0	2	0	1	0	1	0	0	8	10	0	0	.368

On base pct. .429 • Slugging pct. .474



**2021 Southeast Missouri Baseball
Individual Game-by-Game for Southeast Missouri (as of May 31, 2021)**

#33 GROSSIUS, Bryce - 9 games (All games)

Date	Opponent	Pos	AB	R	H	RBI	2B	3B	HR	BB	SB	CS	HBP	SAC	SF	GDP	K	PO	A	E	Avg
02-21-21	at South Alabama	p	0	0	0	0	0	0	0	0	0	0	0	0	0	0	0	1	1	0	.000
03-06-21	ILLINOIS STATE-2	p	0	0	0	0	0	0	0	0	0	0	0	0	0	0	0	0	1	0	.000
03-30-21	MISSOURI STATE	*p	0	0	0	0	0	0	0	0	0	0	0	0	0	0	0	0	1	0	.000
04-10-21	at Murray State	p	0	0	0	0	0	0	0	0	0	0	0	0	0	0	0	0	0	1	.000
04-13-21	at UT Martin	*p	0	0	0	0	0	0	0	0	0	0	0	0	0	0	0	0	1	0	.000
05-07-21	EASTERN KENTUCKY	*p	0	0	0	0	0	0	0	0	0	0	0	0	0	0	0	0	1	0	.000
05-14-21	at Lipscomb	*p	0	0	0	0	0	0	0	0	0	0	0	0	0	0	0	0	2	0	.000
05-21-21	UT MARTIN-1	*p	0	0	0	0	0	0	0	0	0	0	0	0	0	0	0	0	1	0	.000
05-28-21	vs Murray State	*p	0	0	0	0	0	0	0	0	0	0	0	0	0	0	0	0	1	0	.000
Totals		6gs	0	0	0	0	0	0	0	0	0	0	0	0	0	0	0	1	9	1	.000

On base pct. .000 • Slugging pct. .000

#33 GROSSIUS, Bryce - 17 appearances (All games)

Date	Opponent	GS	IP	H	R	ER	BB	SO	2B	3B	HR	WP	BK	HBP	IBB	Score	W-L	Sv	ERA	NP
02-19-21	at South Alabama		0.2	1	1	1	1	0	0	0	0	1	0	0	0	4-2	0-0	0	13.50	18
02-21-21	at South Alabama		3.0	3	2	2	1	2	1	0	0	1	0	1	0	8-6	0-0	0	7.36	40
02-27-21	at Arkansas		2.1	5	4	4	2	4	2	0	1	1	0	0	0	3-9	0-0	0	10.50	57
03-06-21	ILLINOIS STATE-2		4.0	8	7	6	1	4	1	0	2	0	1	0	0	1-13	0-0	0	11.70	71
03-13-21	at SIUE-1		2.2	2	0	0	0	5	0	0	0	0	0	0	0	6-3	0-0	0	9.24	44
03-16-21	at Saint Louis		1.0	2	1	1	2	1	0	0	0	1	0	0	0	8-6	1-0	0	9.22	24
03-20-21	AUSTIN PEAY-1		1.0	2	2	2	1	1	1	0	1	1	0	0	0	6-5	1-0	0	9.82	22
03-24-21	SOUTHERN ILLINOIS		2.1	4	4	4	1	2	1	0	1	1	0	0	0	4-21	1-0	0	10.59	42
03-30-21	MISSOURI STATE	*	3.0	2	1	1	1	3	0	0	0	0	0	0	0	8-9	1-0	0	9.45	42
04-10-21	at Murray State		1.1	1	1	0	1	2	0	0	0	0	0	0	0	6-11	1-1	0	8.86	27
04-13-21	at UT Martin	*	3.1	4	1	1	1	4	1	0	0	0	0	0	0	8-1	2-1	0	8.03	56
04-28-21	at Austin Peay	*	4.0	4	2	2	0	6	1	0	0	0	0	0	0	16-3	3-1	0	7.53	51
05-01-21	at Belmont-1		2.1	1	1	1	0	4	0	0	0	0	0	0	0	1-4	3-1	0	7.26	37
05-07-21	EASTERN KENTUCKY	*	6.0	5	0	0	0	6	1	0	0	1	0	0	0	0-8	3-1	0	6.08	77
05-14-21	at Lipscomb	*	4.0	5	3	3	0	3	1	0	0	1	1	1	0	0-3	3-2	0	6.15	60
05-21-21	UT MARTIN-1	*	5.2	6	1	1	0	7	1	0	0	1	0	0	0	3-2	4-2	0	5.59	63
05-28-21	vs Murray State	*	5.1	9	4	4	1	3	1	1	1	0	0	0	0	6-5	4-2	0	5.71	67
Totals		7	52.0	64	35	33	13	57	12	1	6	9	2	2	0	88-111	4-2	0	5.71	-



**2021 Southeast Missouri Baseball
Individual Game-by-Game for Southeast Missouri (as of May 31, 2021)**

#5 JACOBSEN, Noah - 13 games (All games)

Date	Opponent	Pos	AB	R	H	RBI	2B	3B	HR	BB	SB	CS	HBP	SAC	SF	GDP	K	PO	A	E	Avg
02-19-21	at South Alabama	*of	4	0	0	1	0	0	0	0	0	0	0	0	0	0	2	1	0	0	.000
02-20-21	at South Alabama	*of	1	0	0	0	0	0	0	0	0	0	0	0	0	0	1	0	0	0	.000
02-25-21	at Arkansas	of	0	0	0	0	0	0	0	0	0	0	0	0	0	0	0	0	0	0	.000
02-26-21	at Arkansas	ph/of	1	0	0	0	0	0	0	0	0	0	0	0	0	0	0	0	0	0	.000
02-28-21	at Arkansas	ph	1	0	0	0	0	0	0	0	0	0	0	0	0	0	1	0	0	0	.000
03-06-21	ILLINOIS STATE-2	of	0	0	0	0	0	0	0	0	0	0	0	0	0	0	0	0	0	0	.000
03-13-21	at SIUE-1	ph	1	0	0	0	0	0	0	0	0	0	0	0	0	0	1	0	0	0	.000
03-13-21	at SIUE-2	*of	2	0	0	0	0	0	0	0	0	1	1	0	0	0	1	2	0	0	.000
04-03-21	JACKSONVILLE STAT	*of	2	0	0	0	0	0	0	0	0	0	0	0	0	0	1	0	0	1	.000
04-09-21	at Murray State-1	pr	0	1	0	0	0	0	0	0	0	0	0	0	0	0	0	0	0	0	.000
04-30-21	at Belmont	ph	1	0	1	0	0	0	0	0	0	0	0	0	0	0	0	0	0	0	.077
05-07-21	EASTERN KENTUCKY	ph	1	0	0	0	0	0	0	0	0	0	0	0	0	0	1	0	0	0	.071
05-21-21	UT MARTIN-2	of/of	1	0	0	0	0	0	0	0	0	0	0	0	0	0	0	1	1	0	.067
Totals			4gs	15	1	1	1	0	0	0	0	1	1	0	0	0	8	4	1	1	.067

On base pct. .125 • Slugging pct. .067



**2021 Southeast Missouri Baseball
Individual Game-by-Game for Southeast Missouri (as of May 31, 2021)**

#12 KECK, Andrew - 50 games (All games)

Date	Opponent	Pos	AB	R	H	RBI	2B	3B	HR	BB	SB	CS	HBP	SAC	SF	GDP	K	PO	A	E	Avg
02-19-21	at South Alabama	*of	4	1	1	0	0	0	0	0	0	1	0	0	0	0	1	0	0	0	.250
02-20-21	at South Alabama	*of/of	5	0	1	0	0	0	0	0	0	0	0	0	0	1	1	1	0	1	.222
02-21-21	at South Alabama	*of	5	1	3	2	0	0	1	0	1	0	0	0	0	0	0	4	0	0	.357
02-25-21	at Arkansas	*c	4	2	1	0	0	0	0	1	1	0	0	0	0	0	2	13	0	0	.333
02-26-21	at Arkansas	*c	3	0	1	1	0	0	0	1	1	0	0	0	0	0	1	8	0	0	.333
02-27-21	at Arkansas	*c	4	1	1	1	0	0	1	0	0	0	0	0	0	0	1	9	0	1	.320
02-28-21	at Arkansas	*c	3	1	1	0	0	0	0	0	2	0	0	0	0	0	1	3	0	0	.321
03-05-21	ILLINOIS STATE	*of	4	0	1	1	1	0	0	1	0	0	0	0	0	0	1	0	0	0	.312
03-06-21	ILLINOIS STATE-1	*of	2	0	0	0	0	0	0	1	0	0	0	0	0	0	0	1	0	0	.294
03-06-21	ILLINOIS STATE-2	*c	3	0	1	0	0	0	0	0	0	0	0	0	0	0	0	7	2	0	.297
03-07-21	ILLINOIS STATE	*of	4	0	0	0	0	0	0	0	0	0	0	0	0	0	0	3	0	0	.268
03-12-21	at SIUE	*of	4	0	1	0	0	0	0	0	0	0	0	0	0	0	1	3	0	0	.267
03-13-21	at SIUE-1	*of	4	2	2	0	0	0	0	1	2	0	0	0	0	0	0	2	0	0	.286
03-13-21	at SIUE-2	*c	4	2	2	1	1	0	0	0	2	0	0	0	0	0	0	10	0	0	.302
03-16-21	at Saint Louis	*of	4	0	1	1	0	0	0	1	0	0	0	0	0	0	0	2	0	0	.298
03-19-21	AUSTIN PEAY	*of	3	1	1	0	0	0	0	1	0	0	0	0	0	0	1	1	0	0	.300
03-20-21	AUSTIN PEAY-1	*of	5	1	2	0	0	0	0	0	0	0	0	0	0	0	0	5	0	0	.308
03-20-21	AUSTIN PEAY-2	*c	6	2	1	1	0	0	0	1	0	0	0	0	0	0	0	15	5	0	.296
03-24-21	SOUTHERN ILLINOIS	*dh	5	0	1	0	0	0	0	0	0	0	0	0	0	0	1	0	0	0	.289
03-26-21	at Eastern Illinois	*of	2	1	0	0	0	0	0	2	1	0	0	0	0	0	0	1	0	0	.282
03-27-21	at Eastern Illinois-1	*of	4	0	1	0	0	0	0	0	0	0	0	0	0	0	1	4	0	0	.280
03-27-21	at Eastern Illinois-2	*c	4	1	1	1	1	0	0	0	0	0	0	0	0	0	1	2	1	0	.279
03-30-21	MISSOURI STATE	*of	4	0	0	0	0	0	0	2	0	0	0	0	0	0	1	1	0	0	.267
04-02-21	JACKSONVILLE STAT	*of	5	0	1	0	0	0	0	0	0	0	0	0	0	0	3	2	0	0	.263
04-03-21	JACKSONVILLE STAT	*c	3	0	1	0	1	0	0	1	0	0	0	0	0	0	1	7	0	0	.265
04-03-21	JACKSONVILLE STAT	*of	5	1	2	0	0	0	0	0	1	0	0	0	0	0	0	0	0	0	.272
04-09-21	at Murray State-1	*of	4	1	1	0	0	0	0	1	1	0	0	0	0	0	0	1	0	0	.271
04-09-21	at Murray State-2	*of	5	2	2	2	0	0	1	0	0	0	0	0	0	0	0	3	0	0	.277
04-10-21	at Murray State	*of	4	0	2	2	1	0	0	0	0	0	0	0	0	0	1	0	0	0	.284
04-13-21	at UT Martin	*c	5	0	2	0	1	0	0	0	0	0	0	0	0	0	1	10	3	0	.289
04-16-21	TENNESSEE TECH	*of	5	1	2	0	0	0	0	0	1	0	0	0	0	0	0	3	0	0	.294
04-17-21	TENNESSEE TECH-1	*of/c	3	0	1	1	0	0	0	0	0	0	0	0	1	0	0	4	0	0	.295
04-17-21	TENNESSEE TECH-2	*of	4	1	2	2	0	1	0	1	1	0	0	0	0	0	0	3	0	0	.301
04-28-21	at Austin Peay	*of	5	2	3	3	0	0	2	0	0	0	0	0	0	0	1	1	0	0	.312
04-30-21	at Belmont	*of/c	3	0	1	1	0	0	0	2	0	0	0	0	0	0	0	1	1	0	.312
05-01-21	at Belmont-1	*of	2	0	0	0	0	0	0	2	0	0	0	0	0	0	1	3	1	0	.308
05-01-21	at Belmont-2	*of	4	0	0	0	0	0	0	0	0	0	0	0	0	2	0	6	0	0	.299
05-07-21	EASTERN KENTUCKY	*of	4	1	1	1	0	0	0	0	0	0	0	0	0	0	1	4	0	0	.298
05-07-21	EASTERN KENTUCKY	*of	3	0	1	0	0	0	0	1	0	0	0	0	0	0	0	2	0	0	.299
05-08-21	EASTERN KENTUCKY	*of	4	0	3	1	2	0	0	0	0	1	0	0	0	0	0	5	0	0	.310
05-13-21	at Lipscomb	*of	4	1	1	0	0	0	0	0	0	0	0	0	0	0	0	0	0	0	.309
05-14-21	at Lipscomb	*c	4	0	0	0	0	0	0	0	0	0	0	0	0	1	1	5	3	0	.301
05-15-21	at Lipscomb	*of	5	1	2	0	0	0	0	0	0	0	0	0	0	0	1	3	0	0	.304
05-20-21	UT MARTIN	*of	3	3	3	0	0	0	0	0	1	0	1	0	0	0	0	0	0	0	.316
05-21-21	UT MARTIN-1	*of	4	1	1	0	0	0	0	0	1	0	0	0	0	0	2	2	0	0	.315
05-21-21	UT MARTIN-2	*c	3	0	0	0	0	0	0	1	0	0	0	0	0	0	1	3	0	0	.309
05-27-21	vs Austin Peay	*of	5	2	2	1	1	0	0	0	0	0	0	0	0	0	2	3	0	0	.312
05-28-21	vs Murray State	*of	5	0	1	1	0	0	0	0	0	0	0	0	0	1	1	0	0	0	.309
05-29-21	vs Murray State	*of	4	0	0	0	0	0	0	0	0	0	0	0	0	1	1	4	1	0	.303
05-30-21	vs Murray State	*of	2	2	0	0	0	0	0	1	1	0	2	0	0	0	1	3	0	0	.299
Totals		50gs	197	35	59	24	9	1	5	22	17	2	3	0	1	6	33	173	17	2	.299

On base pct. .377 • Slugging pct. .431



**2021 Southeast Missouri Baseball
Individual Game-by-Game for Southeast Missouri (as of May 31, 2021)**

#36 KOSSINA, Joey - 1 game (All games)

Date	Opponent	Pos	AB	R	H	RBI	2B	3B	HR	BB	SB	CS	HBP	SAC	SF	GDP	K	PO	A	E	Avg
03-27-21	at Eastern Illinois-1	p	0	0	0	0	0	0	0	0	0	0	0	0	0	0	0	0	1	0	.000
Totals			0	0	0	0	0	0	0	0	0	0	0	0	0	0	0	0	1	0	.000

On base pct. .000 • Slugging pct. .000

#36 KOSSINA, Joey - 5 appearances (All games)

Date	Opponent	GS	IP	H	R	ER	BB	SO	2B	3B	HR	WP	BK	HBP	IBB	Score	W-L	Sv	ERA	NP
02-27-21	at Arkansas		3.0	2	0	0	1	3	0	0	0	1	0	0	0	3-9	0-0	0	0.00	50
03-06-21	ILLINOIS STATE-2	*	0.2	5	4	4	0	0	1	0	0	0	0	0	0	1-13	0-1	0	9.82	22
03-16-21	at Saint Louis		0.1	1	2	2	1	0	0	0	0	0	0	0	0	8-6	0-1	0	13.50	17
03-24-21	SOUTHERN ILLINOIS		1.2	2	0	0	0	2	1	0	0	0	0	0	0	4-21	0-1	0	9.53	27
03-27-21	at Eastern Illinois-1		1.1	1	0	0	0	2	1	0	0	1	0	0	0	2-9	0-1	0	7.71	19
Totals			1	7.0	11	6	6	2	7	3	0	2	0	0	0	18-58	0-1	0	7.71	-



**2021 Southeast Missouri Baseball
Individual Game-by-Game for Southeast Missouri (as of May 31, 2021)**

#16 LEEPER, Peyton - 46 games (All games)

Date	Opponent	Pos	AB	R	H	RBI	2B	3B	HR	BB	SB	CS	HBP	SAC	SF	GDP	K	PO	A	E	Avg
02-19-21	at South Alabama	*3b	0	1	0	0	0	0	0	2	0	0	0	2	0	0	0	1	3	0	.000
02-20-21	at South Alabama	*3b	2	2	1	0	0	1	0	1	0	0	1	0	0	0	1	2	2	1	.500
02-21-21	at South Alabama	*3b	5	1	1	0	0	0	0	1	0	0	0	0	0	0	1	1	2	0	.286
02-25-21	at Arkansas	*3b	4	1	1	0	0	0	0	1	0	0	0	0	0	0	1	0	3	0	.273
02-26-21	at Arkansas	*3b	4	2	1	0	0	0	0	1	1	0	0	0	0	0	1	0	1	0	.267
02-27-21	at Arkansas	*3b	4	0	0	1	0	0	0	1	0	0	0	0	0	0	2	2	2	0	.211
02-28-21	at Arkansas	*3b	2	0	0	1	0	0	0	1	0	0	0	0	0	0	0	0	1	0	.190
03-05-21	ILLINOIS STATE	*3b	5	1	2	1	1	0	0	1	1	0	0	0	0	0	3	0	2	0	.231
03-06-21	ILLINOIS STATE-1	*3b	3	1	1	0	0	1	0	0	0	0	0	0	0	0	0	1	0	1	.241
03-06-21	ILLINOIS STATE-2	*3b	3	1	1	0	0	1	0	0	0	0	0	0	0	0	0	0	1	1	.250
03-07-21	ILLINOIS STATE	*3b	2	2	0	0	0	0	0	2	0	0	0	0	0	0	0	0	1	0	.235
03-12-21	at SIUE	*3b	4	1	1	0	0	0	0	0	0	0	0	0	0	0	0	2	1	1	.237
03-13-21	at SIUE-1	*3b	4	0	0	0	0	0	0	1	0	0	0	0	0	0	1	0	1	0	.214
03-13-21	at SIUE-2	*3b	4	0	0	0	0	0	0	0	0	0	0	0	0	0	2	2	1	0	.196
03-16-21	at Saint Louis	*3b	3	2	1	1	0	0	0	2	0	0	0	0	0	0	0	0	2	0	.204
03-19-21	AUSTIN PEAY	*3b	3	0	0	1	0	0	0	1	0	0	0	0	0	0	0	0	3	1	.192
03-20-21	AUSTIN PEAY-1	*3b	4	2	1	0	0	0	0	0	0	0	1	0	0	0	0	2	0	0	.196
03-20-21	AUSTIN PEAY-2	*3b	3	1	0	0	0	0	0	3	0	1	0	0	0	0	2	2	2	1	.186
03-24-21	SOUTHERN ILLINOIS	*3b	3	0	0	1	0	0	0	2	0	0	0	0	0	0	1	1	0	0	.177
03-26-21	at Eastern Illinois	*3b	3	0	2	0	0	0	0	0	1	0	1	0	0	0	1	0	0	0	.200
03-27-21	at Eastern Illinois-1	*3b	3	0	1	0	0	0	0	0	0	0	1	0	0	0	0	1	4	1	.206
03-27-21	at Eastern Illinois-2	*3b	4	0	1	0	0	0	0	0	0	0	0	0	0	0	2	0	4	0	.208
03-30-21	MISSOURI STATE	*3b	5	0	2	0	1	0	0	0	0	0	0	0	0	0	1	0	2	0	.221
04-02-21	JACKSONVILLE STAT	*3b	5	1	1	1	1	0	0	0	0	0	0	0	0	0	3	1	0	0	.220
04-03-21	JACKSONVILLE STAT	*3b	3	0	0	1	0	0	0	0	0	1	1	0	1	0	1	2	7	0	.212
04-03-21	JACKSONVILLE STAT	*3b	3	2	0	0	0	0	0	1	0	0	0	1	0	0	0	1	4	0	.205
04-09-21	at Murray State-1	*3b	3	1	1	1	1	0	0	0	0	0	0	2	0	0	1	2	1	0	.209
04-09-21	at Murray State-2	*3b	5	1	2	0	1	0	0	0	0	0	0	0	0	0	0	0	0	0	.219
04-10-21	at Murray State	*3b	4	0	0	0	0	0	0	0	0	0	0	0	0	0	1	1	1	1	.210
04-16-21	TENNESSEE TECH	*3b	4	1	1	1	1	0	0	0	0	0	0	0	0	0	2	1	4	0	.212
04-17-21	TENNESSEE TECH-1	*3b	4	0	1	0	1	0	0	0	0	0	0	0	0	0	0	0	4	0	.213
04-17-21	TENNESSEE TECH-2	*3b	1	1	0	0	0	0	0	1	0	0	0	2	0	0	0	1	3	0	.211
04-28-21	at Austin Peay	*3b	3	1	0	0	0	0	0	0	0	0	1	0	0	0	0	1	1	1	.205
04-30-21	at Belmont	*3b	3	1	2	1	0	0	0	0	0	1	0	1	0	0	1	0	1	0	.217
05-01-21	at Belmont-1	*3b	4	0	2	0	0	0	0	0	0	0	0	0	0	0	1	1	2	0	.227
05-01-21	at Belmont-2	*3b	2	1	1	1	1	0	0	0	1	0	1	1	0	0	0	1	0	0	.231
05-07-21	EASTERN KENTUCKY	*3b	3	0	0	0	0	0	0	0	0	0	0	0	0	0	1	2	1	0	.226
05-07-21	EASTERN KENTUCKY	*3b	4	0	0	0	0	0	0	0	0	0	0	0	0	0	1	2	3	0	.219
05-08-21	EASTERN KENTUCKY	*3b	3	1	1	1	0	1	0	0	0	0	1	0	0	0	0	2	1	1	.221
05-13-21	at Lipscomb	*3b	2	0	1	0	0	0	0	0	0	0	0	0	0	0	0	0	0	0	.226
05-20-21	UT MARTIN	*3b	4	0	0	0	0	0	0	0	0	0	0	0	0	1	2	0	3	0	.219
05-21-21	UT MARTIN-1	*3b	3	0	0	0	0	0	0	1	0	0	0	0	0	0	1	0	4	0	.214
05-27-21	vs Austin Peay	*3b	2	1	1	1	1	0	0	2	0	0	0	0	1	0	1	0	1	0	.218
05-28-21	vs Murray State	*3b	3	1	2	0	0	0	0	1	1	0	0	0	0	0	1	4	2	0	.228
05-29-21	vs Murray State	*3b	2	0	1	0	1	0	0	1	0	0	1	0	0	0	1	0	0	0	.231
05-30-21	vs Murray State	*3b	4	1	1	0	0	0	0	0	1	0	0	0	0	0	1	2	1	0	.232
Totals		46gs	151	32	35	14	10	4	0	27	6	3	9	9	2	1	38	33	86	10	.232

On base pct. .376 • Slugging pct. .351



**2021 Southeast Missouri Baseball
Individual Game-by-Game for Southeast Missouri (as of May 31, 2021)**

#38 MALENFANT, Hayden - 11 appearances (All games)

Date	Opponent	GS	IP	H	R	ER	BB	SO	2B	3B	HR	WP	BK	HBP	IBB	Score	W-L	Sv	ERA	NP
03-16-21	at Saint Louis		1.0	0	0	0	1	1	0	0	0	0	0	0	0	8-6	0-0	0	0.00	19
03-20-21	AUSTIN PEAY-2		0.2	0	0	0	0	0	0	0	0	0	0	0	0	11-12	0-0	0	0.00	2
03-24-21	SOUTHERN ILLINOIS		1.1	2	5	4	2	1	0	0	1	0	0	0	0	4-21	0-0	0	12.00	41
03-27-21	at Eastern Illinois-1		2.1	1	3	2	2	0	0	0	0	0	0	0	0	2-9	0-0	0	10.12	38
04-02-21	JACKSONVILLE STAT		2.0	2	0	0	0	2	0	0	0	0	0	0	0	6-5	1-0	0	7.36	29
04-09-21	at Murray State-1		0.1	0	0	0	0	0	0	0	0	1	0	1	0	8-3	1-0	0	7.04	5
04-13-21	at UT Martin		1.2	0	0	0	1	3	0	0	0	0	0	0	0	8-1	1-0	0	5.79	21
04-28-21	at Austin Peay		1.0	1	0	0	0	3	1	0	0	0	0	0	0	16-3	1-0	0	5.23	24
05-01-21	at Belmont-1		1.2	3	0	0	0	1	0	0	0	0	0	0	0	1-4	1-0	0	4.50	28
05-07-21	EASTERN KENTUCKY		1.0	4	4	3	1	1	1	0	1	0	0	0	0	0-8	1-0	0	6.23	30
05-21-21	UT MARTIN-2		0.1	2	2	2	0	0	1	0	1	0	0	0	0	2-9	1-0	0	7.43	5
Totals		0	13.1	15	14	11	7	12	3	0	3	1	0	1	0	66-81	1-0	0	7.43	-



**2021 Southeast Missouri Baseball
Individual Game-by-Game for Southeast Missouri (as of May 31, 2021)**

#1 MASON, Jevon - 41 games (All games)

Date	Opponent	Pos	AB	R	H	RBI	2B	3B	HR	BB	SB	CS	HBP	SAC	SF	GDP	K	PO	A	E	Avg
02-26-21	at Arkansas	ph	1	0	0	0	0	0	0	0	0	0	0	0	0	0	1	0	0	0	.000
02-27-21	at Arkansas	*of	4	0	1	0	0	0	0	0	0	0	0	0	0	0	2	1	0	0	.200
02-28-21	at Arkansas	*of	0	2	0	0	0	0	0	2	2	0	0	0	0	0	0	0	0	0	.200
03-05-21	ILLINOIS STATE	*of	3	0	1	1	0	0	0	1	0	0	1	0	0	0	1	2	0	0	.250
03-06-21	ILLINOIS STATE-1	*of	2	0	0	0	0	0	0	1	0	1	0	0	0	0	1	3	0	0	.200
03-12-21	at SIUE	*dh	2	0	0	0	0	0	0	1	0	0	0	0	0	0	2	0	0	0	.167
03-13-21	at SIUE-1	ph	1	0	0	0	0	0	0	0	0	0	0	0	0	0	0	0	0	0	.154
03-20-21	AUSTIN PEAY-1	ph/dh	1	0	1	2	0	0	0	0	0	0	0	0	1	0	0	0	0	0	.214
03-20-21	AUSTIN PEAY-2	*of	5	2	3	1	0	0	0	1	0	1	0	0	0	0	0	1	0	0	.316
03-24-21	SOUTHERN ILLINOIS	*of	4	1	1	0	0	0	0	2	0	0	0	0	0	0	0	2	0	0	.304
03-26-21	at Eastern Illinois	*of	5	1	2	0	0	0	0	0	0	0	0	0	0	0	0	4	0	0	.321
03-27-21	at Eastern Illinois-1	*of	5	0	2	0	0	0	0	0	0	0	0	0	0	0	2	2	0	1	.333
03-27-21	at Eastern Illinois-2	*of	5	0	3	1	1	0	0	0	0	0	0	0	0	0	1	2	0	0	.368
03-30-21	MISSOURI STATE	*of	5	2	3	1	0	0	0	0	0	1	1	0	0	0	1	0	0	0	.395
04-02-21	JACKSONVILLE STAT	*of	4	1	2	1	1	0	0	1	0	0	0	0	0	0	1	0	0	0	.404
04-03-21	JACKSONVILLE STAT	*of/of	4	2	3	1	2	0	0	1	0	0	0	0	0	0	1	0	0	0	.431
04-03-21	JACKSONVILLE STAT	*of/of	4	1	1	1	1	0	0	1	1	0	0	0	0	0	3	3	0	0	.418
04-09-21	at Murray State-1	*of	4	2	3	1	0	0	0	1	0	0	0	0	0	0	1	2	0	0	.441
04-09-21	at Murray State-2	*of	4	0	0	0	0	0	0	1	0	0	0	0	0	0	1	2	0	0	.413
04-10-21	at Murray State	*of	4	1	1	0	0	0	0	1	0	0	0	0	0	0	0	2	0	0	.403
04-13-21	at UT Martin	*of	6	1	1	0	1	0	0	0	0	0	0	0	0	0	2	0	0	0	.384
04-16-21	TENNESSEE TECH	*of	3	1	0	0	0	0	0	1	0	0	1	0	0	0	2	2	0	0	.368
04-17-21	TENNESSEE TECH-1	*of/of	4	1	2	0	1	0	0	0	0	0	0	0	0	0	0	1	0	1	.375
04-17-21	TENNESSEE TECH-2	*of	5	0	1	1	0	0	0	0	1	0	0	0	0	0	0	4	0	0	.365
04-28-21	at Austin Peay	*of	3	3	2	3	1	0	0	1	0	0	0	0	0	0	0	0	0	0	.375
04-30-21	at Belmont	*of/of	4	3	3	0	0	0	0	0	0	0	1	0	0	0	1	0	0	0	.391
05-01-21	at Belmont-1	*of	4	0	0	0	0	0	0	0	0	0	0	0	0	0	3	1	0	0	.375
05-01-21	at Belmont-2	*of	4	1	1	0	0	0	0	1	0	0	0	0	0	0	1	0	0	0	.370
05-07-21	EASTERN KENTUCKY	*of	2	1	1	0	0	0	0	1	0	0	0	1	0	0	0	2	0	0	.373
05-07-21	EASTERN KENTUCKY	*of	3	0	0	0	0	0	0	1	0	0	0	0	0	0	2	0	0	0	.362
05-08-21	EASTERN KENTUCKY	*of	5	1	2	0	1	0	0	0	0	0	0	0	0	0	1	0	0	0	.364
05-13-21	at Lipscomb	*of	4	1	1	0	1	0	0	0	0	0	0	0	0	0	1	3	0	0	.360
05-14-21	at Lipscomb	*of	4	0	0	0	0	0	0	0	0	0	0	0	0	0	1	1	0	0	.347
05-15-21	at Lipscomb	*of	4	2	2	2	1	0	1	1	0	1	0	0	0	0	0	2	0	0	.352
05-20-21	UT MARTIN	*of	5	0	1	0	0	0	0	0	0	0	0	0	0	0	1	2	0	1	.346
05-21-21	UT MARTIN-1	*of	4	1	2	0	0	0	0	1	0	0	0	0	0	0	1	2	0	0	.351
05-21-21	UT MARTIN-2	*of/of	4	0	2	1	0	0	0	0	0	0	0	0	0	0	0	3	0	1	.356
05-27-21	vs Austin Peay	*of	4	1	3	1	0	0	0	1	0	0	0	0	0	0	0	2	0	1	.367
05-28-21	vs Murray State	*of	4	2	2	3	1	0	1	1	0	0	0	0	0	0	1	0	0	0	.371
05-29-21	vs Murray State	*of	3	0	1	1	0	0	0	2	0	0	0	0	0	0	1	0	0	0	.370
05-30-21	vs Murray State	*of	5	1	2	0	2	0	0	0	0	0	0	0	0	0	2	1	0	0	.371
Totals			38gs	151	35	56	22	14	0	25	4	4	4	1	1	2	36	52	0	5	.371

On base pct. .470 • Slugging pct. .503



**2021 Southeast Missouri Baseball
Individual Game-by-Game for Southeast Missouri (as of May 31, 2021)**

#34 MCCABE, Brandon - 1 game (All games)

Date	Opponent	Pos	AB	R	H	RBI	2B	3B	HR	BB	SB	CS	HBP	SAC	SF	GDP	K	PO	A	E	Avg
05-21-21	UT MARTIN-2	p	0	0	0	0	0	0	0	0	0	0	0	0	0	0	0	0	1	0	.000
Totals			0	0	0	0	0	0	0	0	0	0	0	0	0	0	0	0	1	0	.000

On base pct. .000 • Slugging pct. .000

#34 MCCABE, Brandon - 6 appearances (All games)

Date	Opponent	GS	IP	H	R	ER	BB	SO	2B	3B	HR	WP	BK	HBP	IBB	Score	W-L	Sv	ERA	NP
04-10-21	at Murray State		0.1	1	2	1	1	1	0	0	1	1	0	0	0	6-11	0-0	0	27.00	21
04-17-21	TENNESSEE TECH-1		2.0	0	0	0	1	1	0	0	0	0	0	0	0	1-9	0-0	0	3.86	20
05-01-21	at Belmont-1		1.0	1	0	0	1	1	0	0	0	1	0	0	0	1-4	0-0	0	2.70	23
05-14-21	at Lipscomb		2.0	2	0	0	0	2	1	0	0	0	0	0	0	0-3	0-0	0	1.69	35
05-21-21	UT MARTIN-2		0.1	1	3	3	0	0	0	0	0	0	1	3	0	2-9	0-0	0	6.35	22
05-29-21	vs Murray State		0.1	0	0	0	3	1	0	0	0	1	0	0	0	1-10	0-0	0	6.00	20
Totals			0	6.0	5	5	4	6	1	0	1	3	1	3	0	11-46	0-0	0	6.00	-



**2021 Southeast Missouri Baseball
Individual Game-by-Game for Southeast Missouri (as of May 31, 2021)**

#7 MILLER, Kyle - 4 games (All games)

Date	Opponent	Pos	AB	R	H	RBI	2B	3B	HR	BB	SB	CS	HBP	SAC	SF	GDP	K	PO	A	E	Avg
02-19-21	at South Alabama	p	0	0	0	0	0	0	0	0	0	0	0	0	0	0	0	1	0	0	.000
03-07-21	ILLINOIS STATE	*p	0	0	0	0	0	0	0	0	0	0	0	0	0	0	0	0	1	0	.000
03-20-21	AUSTIN PEAY-2	*p	0	0	0	0	0	0	0	0	0	0	0	0	0	0	0	0	2	1	.000
05-13-21	at Lipscomb	p	0	0	0	0	0	0	0	0	0	0	0	0	0	0	0	1	0	0	.000
Totals		2gs	0	0	0	0	0	0	0	0	0	0	0	0	0	0	0	1	4	1	.000

On base pct. .000 • Slugging pct. .000

#7 MILLER, Kyle - 19 appearances (All games)

Date	Opponent	GS	IP	H	R	ER	BB	SO	2B	3B	HR	WP	BK	HBP	IBB	Score	W-L	Sv	ERA	NP
02-19-21	at South Alabama		2.0	1	0	0	0	4	0	0	0	1	0	0	0	4-2	0-0	1	0.00	35
02-20-21	at South Alabama		0.1	1	0	0	1	0	1	0	0	1	0	0	0	5-6	0-0	1	0.00	20
02-25-21	at Arkansas		1.0	2	1	1	2	2	1	0	0	0	0	0	0	5-6	0-1	1	2.70	34
03-07-21	ILLINOIS STATE	*	6.0	6	1	1	1	3	1	0	1	0	0	0	0	8-1	1-1	1	1.93	80
03-13-21	at SIUE-2	*	6.1	8	4	3	0	7	3	0	0	0	0	1	0	6-4	2-1	1	2.87	95
03-20-21	AUSTIN PEAY-2	*	6.0	9	5	4	2	5	4	1	1	0	0	0	0	11-12	2-1	1	3.74	93
03-27-21	at Eastern Illinois-1	*	2.2	4	4	3	4	1	1	0	0	1	0	0	0	2-9	2-2	1	4.44	66
04-02-21	JACKSONVILLE STAT		2.0	0	0	0	0	5	0	0	0	0	0	0	0	6-5	2-2	2	4.10	30
04-03-21	JACKSONVILLE STAT		0.2	0	0	0	0	2	0	0	0	0	0	1	0	8-3	2-2	2	4.00	12
04-09-21	at Murray State-1		2.2	1	0	0	1	2	1	0	0	0	0	0	0	8-3	3-2	2	3.64	41
04-16-21	TENNESSEE TECH		2.1	3	1	1	0	3	2	0	0	1	0	0	0	7-3	3-2	2	3.66	37
05-01-21	at Belmont-2		3.0	1	0	0	0	3	0	0	0	0	0	0	0	5-0	3-2	3	3.34	32
05-07-21	EASTERN KENTUCKY		0.0	1	1	1	2	0	1	0	0	1	0	0	0	6-2	3-2	3	3.60	14
05-08-21	EASTERN KENTUCKY		0.2	1	0	0	0	0	0	0	0	0	0	0	0	7-6	3-2	4	3.53	13
05-13-21	at Lipscomb		1.2	4	2	2	0	0	1	0	0	0	0	1	0	3-2	3-2	4	3.86	27
05-15-21	at Lipscomb		1.1	2	1	1	0	2	0	1	0	0	0	0	0	8-4	3-2	4	3.96	15
05-21-21	UT MARTIN-1		0.1	0	0	0	0	0	0	0	0	0	0	0	0	3-2	3-2	5	3.92	2
05-27-21	vs Austin Peay		1.2	3	0	0	1	1	0	0	0	0	0	0	0	11-8	3-2	5	3.76	32
05-30-21	vs Murray State	*	9.0	2	1	1	1	10	1	1	0	0	0	0	0	10-1	4-2	5	3.26	118
Totals		5	49.2	49	21	18	15	50	17	3	2	5	0	3	0	123-79	4-2	5	3.26	-



2021 Southeast Missouri Baseball
Individual Game-by-Game for Southeast Missouri (as of May 31, 2021)

#18 NIZNIK, Noah - 9 games (All games)

Date	Opponent	Pos	AB	R	H	RBI	2B	3B	HR	BB	SB	CS	HBP	SAC	SF	GDP	K	PO	A	E	Avg
02-20-21	at South Alabama	*p	0	0	0	0	0	0	0	0	0	0	0	0	0	0	0	0	1	0	.000
02-26-21	at Arkansas	*p	0	0	0	0	0	0	0	0	0	0	0	0	0	0	0	0	1	0	.000
03-06-21	ILLINOIS STATE-1	*p	0	0	0	0	0	0	0	0	0	0	0	0	0	0	0	0	2	0	.000
03-20-21	AUSTIN PEAY-1	*p	0	0	0	0	0	0	0	0	0	0	0	0	0	0	0	0	2	0	.000
03-27-21	at Eastern Illinois-2	*p	0	0	0	0	0	0	0	0	0	0	0	0	0	0	0	1	2	0	.000
04-03-21	JACKSONVILLE STAT	*p	0	0	0	0	0	0	0	0	0	0	0	0	0	0	0	0	1	0	.000
04-17-21	TENNESSEE TECH-1	*p	0	0	0	0	0	0	0	0	0	0	0	0	0	0	0	0	2	0	.000
05-08-21	EASTERN KENTUCKY	*p	0	0	0	0	0	0	0	0	0	0	0	0	0	0	0	0	1	0	.000
05-21-21	UT MARTIN-2	p	0	0	0	0	0	0	0	0	0	0	0	0	0	0	0	0	2	0	.000
Totals		8gs	0	0	0	0	0	0	0	0	0	0	0	0	0	0	0	1	13	1	.000

On base pct. .000 • Slugging pct. .000

#18 NIZNIK, Noah - 13 appearances (All games)

Date	Opponent	GS	IP	H	R	ER	BB	SO	2B	3B	HR	WP	BK	HBP	IBB	Score	W-L	Sv	ERA	NP
02-20-21	at South Alabama	*	5.1	3	2	0	4	3	0	0	0	2	0	1	0	5-6	0-0	0	0.00	93
02-26-21	at Arkansas	*	5.2	6	6	6	0	6	0	1	3	0	0	1	0	3-7	0-1	0	4.91	81
03-06-21	ILLINOIS STATE-1	*	7.0	8	1	1	0	4	2	0	0	0	0	0	0	5-1	1-1	0	3.50	94
03-13-21	at SIUE-1	*	5.1	8	2	2	3	4	1	0	0	0	0	0	0	6-3	1-1	0	3.47	101
03-20-21	AUSTIN PEAY-1	*	7.0	6	3	3	3	2	1	0	1	0	0	0	0	6-5	1-1	0	3.56	104
03-27-21	at Eastern Illinois-2	*	3.1	7	7	6	2	1	2	0	0	0	0	0	0	4-8	1-2	0	4.81	68
04-03-21	JACKSONVILLE STAT	*	4.2	7	7	6	3	3	2	0	2	0	0	2	0	4-8	1-3	0	5.63	95
04-09-21	at Murray State-2	*	5.0	8	4	4	1	6	3	1	1	1	0	0	0	12-8	2-3	0	5.82	86
04-17-21	TENNESSEE TECH-1	*	2.1	7	6	6	2	2	1	0	0	0	0	0	0	1-9	2-4	0	6.70	53
05-01-21	at Belmont-1	*	2.1	4	3	3	3	0	1	0	0	0	0	1	0	1-4	2-5	0	6.94	56
05-08-21	EASTERN KENTUCKY	*	3.0	4	5	4	2	1	1	0	0	1	0	0	0	7-6	2-5	0	7.24	58
05-15-21	at Lipscomb	*	2.2	3	2	2	2	1	0	0	0	1	0	0	0	8-4	2-5	0	7.21	48
05-21-21	UT MARTIN-2	*	1.1	3	4	4	3	0	1	0	0	0	0	0	0	2-9	2-6	0	7.69	37
Totals		11	55.0	74	52	47	28	33	15	2	7	5	0	5	0	64-78	2-6	0	7.69	-



**2021 Southeast Missouri Baseball
Individual Game-by-Game for Southeast Missouri (as of May 31, 2021)**

#32 O'DONNELL, Connery - 2 games (All games)

Date	Opponent	Pos	AB	R	H	RBI	2B	3B	HR	BB	SB	CS	HBP	SAC	SF	GDP	K	PO	A	E	Avg
02-21-21	at South Alabama	p	0	0	0	0	0	0	0	0	0	0	0	0	0	0	0	0	2	0	.000
02-28-21	at Arkansas	p	0	0	0	0	0	0	0	0	0	0	0	0	0	0	0	0	0	1	.000
Totals			0	0	0	0	0	0	0	0	0	0	0	0	0	0	0	0	2	1	.000

On base pct. .000 • Slugging pct. .000

#32 O'DONNELL, Connery - 3 appearances (All games)

Date	Opponent	GS	IP	H	R	ER	BB	SO	2B	3B	HR	WP	BK	HBP	IBB	Score	W-L	Sv	ERA	NP
02-21-21	at South Alabama		1.1	0	1	1	1	0	0	0	0	1	0	0	0	8-6	0-0	0	6.75	21
02-28-21	at Arkansas		1.1	2	2	1	3	1	1	0	0	0	0	0	0	4-11	0-0	0	6.75	43
03-24-21	SOUTHERN ILLINOIS		0.1	0	0	0	1	1	0	0	0	0	0	0	0	4-21	0-0	0	6.00	10
Totals			0	3.0	2	3	2	5	2	1	0	1	0	0	0	16-38	0-0	0	6.00	-



**2021 Southeast Missouri Baseball
Individual Game-by-Game for Southeast Missouri (as of May 31, 2021)**

#44 PEREGO, Matt - 3 games (All games)

Date	Opponent	Pos	AB	R	H	RBI	2B	3B	HR	BB	SB	CS	HBP	SAC	SF	GDP	K	PO	A	E	Avg
02-27-21	at Arkansas	p	0	0	0	0	0	0	0	0	0	0	0	0	0	0	0	0	1	0	.000
04-03-21	JACKSONVILLE STAT	p	0	0	0	0	0	0	0	0	0	0	0	0	0	0	0	0	1	0	.000
05-21-21	UT MARTIN-2	p	0	0	0	0	0	0	0	0	0	0	0	0	0	0	0	1	0	0	.000
Totals		0gs	0	0	0	0	0	0	0	0	0	0	0	0	0	0	0	1	2	0	.000

On base pct. .000 • Slugging pct. .000

#44 PEREGO, Matt - 12 appearances (All games)

Date	Opponent	GS	IP	H	R	ER	BB	SO	2B	3B	HR	WP	BK	HBP	IBB	Score	W-L	Sv	ERA	NP
02-27-21	at Arkansas		1.1	4	2	2	2	0	2	0	0	2	0	0	0	3-9	0-0	0	13.50	34
03-13-21	at SIUE-2		1.2	3	0	0	0	2	0	0	0	0	0	0	0	6-4	0-0	0	6.00	18
03-16-21	at Saint Louis		1.0	0	0	0	0	0	0	0	0	0	0	0	0	8-6	0-0	0	4.50	10
03-20-21	AUSTIN PEAY-1		1.0	0	0	0	1	1	0	0	0	1	0	0	0	6-5	0-0	0	3.60	17
03-24-21	SOUTHERN ILLINOIS		0.1	1	1	1	1	0	0	0	0	0	0	0	0	4-21	0-0	0	5.06	11
03-30-21	MISSOURI STATE		1.1	2	3	3	0	2	0	0	1	0	0	1	0	8-9	0-0	0	8.10	27
04-03-21	JACKSONVILLE STAT		0.2	0	0	0	0	1	0	0	0	0	0	0	0	4-8	0-0	0	7.36	11
04-10-21	at Murray State		0.1	0	0	0	2	0	0	0	0	2	0	0	0	6-11	0-0	0	7.04	13
04-17-21	TENNESSEE TECH-1		1.0	1	0	0	0	1	0	0	0	0	0	0	0	1-9	0-0	0	6.23	8
05-07-21	EASTERN KENTUCKY		1.0	1	0	0	1	1	0	0	0	0	0	0	0	0-8	0-0	0	5.59	22
05-21-21	UT MARTIN-2		1.2	1	0	0	0	1	0	0	0	0	1	0	0	2-9	0-0	0	4.76	20
05-29-21	vs Murray State		1.1	3	2	2	0	1	1	1	0	0	0	0	0	1-10	0-0	0	5.68	24
Totals		0	12.2	16	8	8	7	10	3	1	1	5	1	1	0	49-109	0-0	0	5.68	-



**2021 Southeast Missouri Baseball
Individual Game-by-Game for Southeast Missouri (as of May 31, 2021)**

#37 RALLS, Hunter - 8 games (All games)

Date	Opponent	Pos	AB	R	H	RBI	2B	3B	HR	BB	SB	CS	HBP	SAC	SF	GDP	K	PO	A	E	Avg
02-26-21	at Arkansas	p	0	0	0	0	0	0	0	0	0	0	0	0	0	0	0	0	1	0	.000
02-28-21	at Arkansas	p	0	0	0	0	0	0	0	0	0	0	0	0	0	0	0	1	0	0	.000
03-13-21	at SIUE-1	p	0	0	0	0	0	0	0	0	0	0	0	0	0	0	0	0	1	0	.000
04-28-21	at Austin Peay	p	0	0	0	0	0	0	0	0	0	0	0	0	0	0	0	0	1	0	.000
05-08-21	EASTERN KENTUCKY	p	0	0	0	0	0	0	0	0	0	0	0	0	0	0	0	0	0	1	.000
05-15-21	at Lipscomb	*p	0	0	0	0	0	0	0	0	0	0	0	0	0	0	0	0	1	1	.000
05-21-21	UT MARTIN-2	*p	0	0	0	0	0	0	0	0	0	0	0	0	0	0	0	0	1	0	.000
05-29-21	vs Murray State	*p	0	0	0	0	0	0	0	0	0	0	0	0	0	0	0	1	1	0	.000
Totals		3gs	0	0	0	0	0	0	0	0	0	0	0	0	0	0	0	2	6	2	.000

On base pct. .000 • Slugging pct. .000

#37 RALLS, Hunter - 18 appearances (All games)

Date	Opponent	GS	IP	H	R	ER	BB	SO	2B	3B	HR	WP	BK	HBP	IBB	Score	W-L	Sv	ERA	NP
02-20-21	at South Alabama		0.1	0	1	1	1	0	0	0	0	0	0	0	0	5-6	0-0	0	27.00	6
02-26-21	at Arkansas		2.0	2	1	1	0	1	0	0	1	0	0	1	0	3-7	0-0	0	7.71	25
02-28-21	at Arkansas		1.0	6	6	5	1	1	4	0	1	0	0	0	0	4-11	0-0	0	18.90	38
03-07-21	ILLINOIS STATE		3.0	2	0	0	0	5	0	0	0	0	0	0	0	8-1	0-0	1	9.95	42
03-13-21	at SIUE-1		1.2	3	0	0	1	3	0	0	0	1	0	0	0	6-3	1-0	1	7.88	32
03-16-21	at Saint Louis	*	1.0	0	0	0	0	1	0	0	0	0	0	1	0	8-6	1-0	1	7.00	15
03-20-21	AUSTIN PEAY-2		0.1	4	4	4	0	1	0	0	0	0	0	0	0	11-12	1-0	1	10.61	14
03-24-21	SOUTHERN ILLINOIS	*	0.0	1	2	2	2	0	0	0	0	0	0	1	0	4-21	1-1	1	12.54	16
03-30-21	MISSOURI STATE		3.0	2	0	0	0	3	0	0	0	0	0	0	0	8-9	1-1	1	9.49	34
04-03-21	JACKSONVILLE STAT		3.2	3	1	1	1	2	0	0	1	0	0	1	0	4-8	1-1	1	7.88	55
04-09-21	at Murray State-2		0.1	1	1	1	1	1	1	0	0	0	0	0	0	12-8	1-1	1	8.27	12
04-13-21	at UT Martin		2.1	2	0	0	1	2	0	0	0	0	0	0	0	8-1	1-1	1	7.23	31
04-17-21	TENNESSEE TECH-1		2.2	3	3	3	4	3	1	0	0	1	0	0	0	1-9	1-1	1	7.59	50
04-28-21	at Austin Peay		1.0	1	1	0	1	0	0	0	0	0	0	0	0	16-3	1-1	1	7.25	19
05-08-21	EASTERN KENTUCKY		3.0	3	0	0	1	1	0	0	0	1	0	0	0	7-6	2-1	1	6.39	45
05-15-21	at Lipscomb	*	4.0	2	1	0	2	3	0	0	0	0	0	0	0	8-4	3-1	1	5.52	53
05-21-21	UT MARTIN-2	*	5.0	3	0	0	1	2	1	0	0	1	0	0	0	2-9	3-1	1	4.72	57
05-29-21	vs Murray State	*	3.2	5	5	5	3	4	1	0	0	1	0	0	0	1-10	3-2	1	5.45	64
Totals		5	38.0	43	26	23	20	33	8	0	3	5	0	4	0	116-134	3-2	1	5.45	-



2021 Southeast Missouri Baseball
Individual Game-by-Game for Southeast Missouri (as of May 31, 2021)

#24 RAUSCH, Fischer - 2 games (All games)

Date	Opponent	Pos	AB	R	H	RBI	2B	3B	HR	BB	SB	CS	HBP	SAC	SF	GDP	K	PO	A	E	Avg
03-27-21	at Eastern Illinois-1	p	0	0	0	0	0	0	0	0	0	0	0	0	0	0	0	0	1	0	.000
04-13-21	at UT Martin	p	0	0	0	0	0	0	0	0	0	0	0	0	0	0	0	1	0	0	.000
Totals		0gs	0	0	0	0	0	0	0	0	0	0	0	0	0	0	0	1	1	0	.000

On base pct. .000 • Slugging pct. .000

#24 RAUSCH, Fischer - 12 appearances (All games)

Date	Opponent	GS	IP	H	R	ER	BB	SO	2B	3B	HR	WP	BK	HBP	IBB	Score	W-L	Sv	ERA	NP
03-06-21	ILLINOIS STATE-2		2.0	1	0	0	0	5	0	0	0	2	0	0	0	1-13	0-0	0	0.00	37
03-12-21	at SIUE		2.0	0	0	0	0	3	0	0	0	0	0	0	0	2-6	0-0	0	0.00	21
03-16-21	at Saint Louis		1.0	0	0	0	1	1	0	0	0	1	0	1	0	8-6	0-0	0	0.00	18
03-20-21	AUSTIN PEAY-2		0.1	1	1	1	0	1	0	1	0	0	0	1	0	11-12	0-0	0	1.69	7
03-24-21	SOUTHERN ILLINOIS		1.0	1	1	1	1	1	1	0	0	1	0	0	0	4-21	0-0	0	2.84	25
03-27-21	at Eastern Illinois-1		1.2	2	2	2	2	1	1	0	0	1	1	0	0	2-9	0-0	0	4.50	30
04-10-21	at Murray State		1.0	1	0	0	0	1	0	0	0	0	0	0	0	6-11	0-0	0	4.00	13
04-13-21	at UT Martin		1.0	1	0	0	0	2	0	0	0	2	0	1	0	8-1	0-0	0	3.60	25
04-30-21	at Belmont		2.0	1	0	0	0	4	0	0	0	0	0	0	0	12-0	0-0	0	3.00	25
05-15-21	at Lipscomb		1.0	0	0	0	2	2	0	0	0	0	0	0	0	8-4	0-0	0	2.77	23
05-21-21	UT MARTIN-2		0.1	1	0	0	0	0	1	0	0	0	0	0	0	2-9	0-0	0	2.70	9
05-29-21	vs Murray State		1.2	1	2	2	1	4	0	0	1	0	0	0	0	1-10	0-0	0	3.60	29
Totals		0	15.0	10	6	6	7	25	3	1	1	7	1	3	0	65-102	0-0	0	3.60	-



**2021 Southeast Missouri Baseball
Individual Game-by-Game for Southeast Missouri (as of May 31, 2021)**

#14 SPERLING, Danny - 23 games (All games)

Date	Opponent	Pos	AB	R	H	RBI	2B	3B	HR	BB	SB	CS	HBP	SAC	SF	GDP	K	PO	A	E	Avg
03-20-21	AUSTIN PEAY-1	*dh	2	0	0	0	0	0	0	1	0	0	0	0	0	0	1	0	0	0	.000
03-24-21	SOUTHERN ILLINOIS	ph/2b	2	0	1	1	0	0	0	0	0	0	0	0	0	0	0	1	2	0	.250
03-26-21	at Eastern Illinois	*dh	3	0	0	0	0	0	0	0	0	0	0	0	0	0	0	0	0	0	.143
03-27-21	at Eastern Illinois-1	ph	1	0	0	0	0	0	0	0	0	0	0	0	0	0	0	0	0	0	.125
03-30-21	MISSOURI STATE	dh	2	1	0	1	0	0	0	0	0	0	0	0	0	0	1	0	0	0	.100
04-03-21	JACKSONVILLE STAT	*dh	2	0	0	0	0	0	0	0	0	0	0	0	0	0	1	0	0	0	.083
04-13-21	at UT Martin	*2b	3	1	1	1	0	0	0	2	1	0	0	0	0	0	0	3	0	0	.133
04-28-21	at Austin Peay	ph/2b	1	0	1	0	0	0	0	0	0	0	0	0	0	0	0	0	0	0	.188
04-30-21	at Belmont	ph/2b	1	0	0	0	0	0	0	0	0	0	0	0	0	1	0	0	0	0	.176
05-01-21	at Belmont-1	ph	1	0	0	0	0	0	0	0	0	0	0	0	0	0	0	0	0	0	.167
05-01-21	at Belmont-2	*dh	4	1	2	1	1	0	0	0	0	0	0	0	0	0	0	0	0	0	.227
05-07-21	EASTERN KENTUCKY	*dh	3	0	1	0	0	0	0	1	0	0	0	0	0	0	0	0	0	0	.240
05-08-21	EASTERN KENTUCKY	*dh	2	0	0	0	0	0	0	1	0	0	0	0	0	0	0	0	0	0	.222
05-13-21	at Lipscomb	pr/2b	2	0	0	0	0	0	0	0	0	0	0	0	0	0	0	1	2	0	.207
05-14-21	at Lipscomb	*2b	2	0	0	0	0	0	0	1	0	0	0	0	0	0	0	1	4	0	.194
05-15-21	at Lipscomb	*2b	3	2	2	0	0	0	0	0	0	0	1	0	0	1	0	1	0	0	.235
05-20-21	UT MARTIN	*dh	4	0	2	1	0	0	0	0	0	0	0	0	0	0	0	0	0	0	.263
05-21-21	UT MARTIN-1	*dh	3	0	1	0	0	0	0	1	0	0	0	0	0	0	1	0	0	0	.268
05-21-21	UT MARTIN-2	*2b	3	1	0	0	0	0	0	0	0	0	1	0	0	0	1	7	1	0	.250
05-27-21	vs Austin Peay	*dh	3	0	1	0	0	0	0	1	0	0	0	1	0	0	1	0	0	0	.255
05-28-21	vs Murray State	*dh	4	0	0	0	0	0	0	0	0	0	0	0	0	0	0	0	0	0	.235
05-29-21	vs Murray State	*dh	4	1	2	0	1	0	0	0	0	0	0	0	0	0	1	0	0	0	.255
05-30-21	vs Murray State	*dh	4	1	2	4	0	0	1	0	0	0	0	0	0	0	0	0	0	0	.271
Totals		16gs	59	8	16	9	2	0	1	8	1	0	2	1	0	2	7	14	9	0	.271

On base pct. .377 • Slugging pct. .356



**2021 Southeast Missouri Baseball
Individual Game-by-Game for Southeast Missouri (as of May 31, 2021)**

#8 STAUSS, Ty - 30 games (All games)

Date	Opponent	Pos	AB	R	H	RBI	2B	3B	HR	BB	SB	CS	HBP	SAC	SF	GDP	K	PO	A	E	Avg
02-20-21	at South Alabama	ph/of	3	0	0	0	0	0	0	0	0	0	0	0	0	0	1	1	0	0	.000
02-21-21	at South Alabama	*of	4	0	0	1	0	0	0	0	0	0	0	0	1	0	1	1	0	0	.000
02-25-21	at Arkansas	*of	4	0	1	0	0	0	0	0	0	0	0	0	0	0	1	1	0	0	.091
02-26-21	at Arkansas	*of	2	0	1	0	0	0	0	2	0	0	0	0	0	0	0	2	0	0	.154
02-27-21	at Arkansas	*of	2	0	0	0	0	0	0	0	0	0	0	0	0	0	2	0	0	0	.133
02-28-21	at Arkansas	*of	1	0	1	2	0	0	0	1	1	0	0	0	0	0	0	0	0	0	.188
03-05-21	ILLINOIS STATE	*of	4	0	2	0	0	0	0	0	0	0	0	1	0	0	1	0	0	0	.250
03-06-21	ILLINOIS STATE-1	*of	3	0	0	0	0	0	0	0	0	0	0	0	0	0	1	2	0	0	.217
03-06-21	ILLINOIS STATE-2	*of	3	0	0	0	0	0	0	0	0	0	0	0	0	0	3	1	0	0	.192
03-07-21	ILLINOIS STATE	*of	4	2	2	0	1	0	0	0	0	0	0	0	0	0	0	3	0	0	.233
03-12-21	at SIUE	*of	2	0	1	0	0	0	0	0	0	0	0	1	0	0	1	0	0	0	.250
03-13-21	at SIUE-1	*of	5	0	0	0	0	0	0	0	0	0	0	0	0	0	1	3	0	0	.216
03-13-21	at SIUE-2	*of	4	0	0	0	0	0	0	0	0	0	0	0	0	0	0	2	0	0	.195
03-16-21	at Saint Louis	*of	3	1	0	0	0	0	0	1	1	0	1	0	0	1	0	1	0	0	.182
03-19-21	AUSTIN PEAY	*of	2	1	0	0	0	0	0	2	1	0	0	0	0	0	1	0	0	1	.174
03-20-21	AUSTIN PEAY-1	*of	3	0	1	0	0	0	0	0	0	0	0	0	0	0	0	2	0	0	.184
03-20-21	AUSTIN PEAY-2	of	3	1	1	0	1	0	0	1	0	0	0	0	0	0	0	0	0	0	.192
03-24-21	SOUTHERN ILLINOIS	*of	1	0	0	0	0	0	0	2	0	0	0	0	0	0	0	2	0	0	.189
04-02-21	JACKSONVILLE STAT	dh	0	0	0	0	0	0	0	1	0	0	0	0	0	0	0	0	0	0	.189
04-03-21	JACKSONVILLE STAT	ph/of	2	0	0	0	0	0	0	0	0	0	0	0	0	0	0	0	0	0	.182
04-03-21	JACKSONVILLE STAT	*of	2	0	0	0	0	0	0	2	0	0	0	0	0	0	0	2	0	0	.175
04-09-21	at Murray State-1	ph	1	1	1	1	0	0	0	0	0	0	0	0	0	0	0	0	0	0	.190
04-10-21	at Murray State	ph/dh	2	0	0	0	0	0	0	0	0	0	0	0	0	0	1	0	0	0	.183
04-13-21	at UT Martin	*of	4	2	1	1	1	0	0	1	0	0	0	0	0	0	2	4	0	0	.188
04-17-21	TENNESSEE TECH-1	of	0	0	0	0	0	0	0	1	0	0	0	0	0	0	0	0	0	0	.188
04-17-21	TENNESSEE TECH-2	*dh	3	0	0	0	0	0	0	0	0	0	0	0	0	0	3	0	0	0	.179
04-28-21	at Austin Peay	ph/of	1	0	1	0	0	0	0	0	0	0	0	0	0	0	0	0	0	0	.191
04-30-21	at Belmont	of	0	0	0	0	0	0	0	0	0	0	0	0	0	0	0	0	0	0	.191
05-14-21	at Lipscomb	*of	2	0	0	0	0	0	0	0	0	0	0	0	0	0	1	1	0	0	.186
05-21-21	UT MARTIN-2	*of/3b	3	0	0	0	0	0	0	0	0	0	0	0	0	0	2	0	1	0	.178
Totals		21gs	73	8	13	5	3	0	0	14	3	0	1	2	1	1	22	28	1	1	.178

On base pct. .315 • Slugging pct. .219



**2021 Southeast Missouri Baseball
Individual Game-by-Game for Southeast Missouri (as of May 31, 2021)**

#13 STAUSS, Wade - 45 games (All games)

Date	Opponent	Pos	AB	R	H	RBI	2B	3B	HR	BB	SB	CS	HBP	SAC	SF	GDP	K	PO	A	E	Avg
02-19-21	at South Alabama	*c	4	0	0	0	0	0	0	0	0	0	1	0	0	0	2	11	2	0	.000
02-20-21	at South Alabama	*c	5	0	2	0	0	0	0	0	0	0	0	0	0	0	3	5	2	0	.222
02-21-21	at South Alabama	*c	5	1	1	2	0	0	1	0	0	0	0	0	1	0	3	7	1	0	.214
02-25-21	at Arkansas	ph	1	0	0	0	0	0	0	0	0	0	0	0	0	0	1	0	0	0	.200
03-05-21	ILLINOIS STATE	*c	3	0	1	0	0	0	0	1	0	0	1	0	0	0	0	11	1	0	.222
03-06-21	ILLINOIS STATE-1	*c	3	1	1	3	0	0	1	0	0	0	0	0	0	0	2	4	0	0	.238
03-07-21	ILLINOIS STATE	*c	3	1	1	4	0	0	1	1	0	0	0	0	0	0	1	8	1	0	.250
03-12-21	at SIUE	*c	4	0	2	0	0	0	0	0	0	0	0	0	0	0	1	13	1	0	.286
03-13-21	at SIUE-1	*c	4	1	1	0	0	0	0	0	0	0	1	0	0	0	2	12	1	0	.281
03-13-21	at SIUE-2	*dh	4	1	2	0	1	0	0	0	0	0	0	0	0	0	1	0	0	0	.306
03-16-21	at Saint Louis	*c	3	2	0	0	0	0	0	1	0	0	1	0	0	0	1	10	1	0	.282
03-19-21	AUSTIN PEAY	*c	3	0	1	2	0	0	0	1	0	0	0	0	0	0	1	11	1	0	.286
03-20-21	AUSTIN PEAY-1	*c	5	0	0	0	0	0	0	0	0	0	0	0	0	0	2	6	0	0	.255
03-20-21	AUSTIN PEAY-2	*dh	7	1	2	1	0	0	1	0	0	0	0	0	0	0	2	0	0	0	.259
03-24-21	SOUTHERN ILLINOIS	*c	3	0	0	0	0	0	0	2	0	0	0	0	0	0	2	9	0	0	.246
03-26-21	at Eastern Illinois	*c	4	0	1	0	1	0	0	0	0	0	0	0	0	0	1	10	0	0	.246
03-27-21	at Eastern Illinois-1	*c	4	0	0	0	0	0	0	0	0	0	0	0	0	0	2	4	0	0	.231
03-27-21	at Eastern Illinois-2	*dh	4	1	1	0	0	0	0	0	0	0	0	0	0	0	1	0	0	0	.232
03-30-21	MISSOURI STATE	*c	3	0	0	0	0	0	0	2	0	0	0	0	0	0	1	10	0	0	.222
04-02-21	JACKSONVILLE STAT	*c	3	1	1	1	0	0	0	1	0	0	0	0	0	0	1	11	0	0	.227
04-03-21	JACKSONVILLE STAT	*dh	4	1	1	1	0	0	1	0	0	0	0	0	0	0	3	0	0	0	.228
04-03-21	JACKSONVILLE STAT	*c	2	1	1	3	0	0	1	1	0	0	1	0	1	0	1	6	0	0	.235
04-09-21	at Murray State-1	*c	4	0	2	0	1	0	0	0	0	0	1	0	0	0	1	9	1	0	.247
04-09-21	at Murray State-2	*c	5	2	2	3	0	0	1	0	0	0	0	0	0	0	2	11	1	0	.256
04-10-21	at Murray State	*c	4	1	1	1	0	0	1	0	0	0	0	0	0	0	1	10	1	0	.255
04-13-21	at UT Martin	*dh	4	1	1	1	0	0	1	1	0	0	0	0	0	0	3	0	0	0	.255
04-16-21	TENNESSEE TECH	*c	3	1	1	1	1	0	0	1	0	0	1	0	0	0	1	10	2	0	.257
04-17-21	TENNESSEE TECH-1	*c	2	0	0	0	0	0	0	0	0	0	1	0	0	0	1	6	2	0	.252
04-17-21	TENNESSEE TECH-2	*c	2	0	1	2	0	0	0	0	0	0	0	0	2	0	1	3	0	0	.257
04-28-21	at Austin Peay	*c	3	3	2	0	1	0	0	0	0	0	1	0	0	0	0	8	1	0	.269
04-30-21	at Belmont	*c	3	1	0	1	0	0	0	1	0	0	1	0	0	0	0	10	0	0	.261
05-01-21	at Belmont-1	*c	2	1	0	0	0	0	0	0	0	0	2	0	0	0	0	6	2	0	.257
05-01-21	at Belmont-2	*c	4	1	2	0	0	0	0	0	0	0	0	0	0	0	2	11	0	0	.265
05-07-21	EASTERN KENTUCKY	*c	4	1	1	3	0	0	1	0	0	0	0	0	0	0	1	10	0	0	.264
05-07-21	EASTERN KENTUCKY	*c	3	0	0	0	0	0	0	1	0	0	0	0	0	0	2	8	0	0	.258
05-08-21	EASTERN KENTUCKY	*c	3	1	0	0	0	0	0	0	0	0	1	0	0	0	2	7	0	0	.252
05-13-21	at Lipscomb	*c	4	0	0	0	0	0	0	0	0	0	0	0	0	0	0	9	1	0	.244
05-14-21	at Lipscomb	*dh	4	0	0	0	0	0	0	0	0	0	0	0	0	0	2	0	0	0	.237
05-15-21	at Lipscomb	*c	5	0	0	0	0	0	0	0	0	0	0	0	0	0	3	8	1	0	.229
05-20-21	UT MARTIN	*c	4	1	1	2	0	0	1	0	0	0	0	0	0	0	1	8	0	1	.229
05-21-21	UT MARTIN-1	*c	3	0	0	0	0	0	0	1	0	0	0	0	0	0	3	9	2	0	.224
05-27-21	vs Austin Peay	*c	4	3	3	3	1	0	2	1	0	0	0	0	0	0	0	13	0	0	.238
05-28-21	vs Murray State	*c	4	1	2	1	0	0	1	0	0	0	0	0	0	0	1	5	0	0	.245
05-29-21	vs Murray State	*c	4	0	0	0	0	0	0	0	0	0	0	0	0	0	2	9	1	0	.239
05-30-21	vs Murray State	*c	3	2	1	1	1	0	0	0	0	0	1	0	0	0	2	11	0	0	.241
Totals			44gs	162	32	39	36	7	14	16	0	0	14	0	4	0	65	329	26	1	.241

On base pct. .352 • Slugging pct. .543



2021 Southeast Missouri Baseball
Individual Game-by-Game for Southeast Missouri (as of May 31, 2021)

#20 VOGT, Ryan - 7 appearances (All games)

Date	Opponent	GS	IP	H	R	ER	BB	SO	2B	3B	HR	WP	BK	HBP	IBB	Score	W-L	Sv	ERA	NP
02-21-21	at South Alabama	*	3.0	3	2	2	3	2	0	0	1	1	0	0	0	8-6	0-0	0	6.00	56
02-27-21	at Arkansas	*	0.1	2	3	3	1	1	0	0	0	1	0	0	0	3-9	0-1	0	13.50	18
03-16-21	at Saint Louis		0.2	3	2	2	0	0	2	0	0	1	0	0	0	8-6	0-1	0	15.75	14
03-24-21	SOUTHERN ILLINOIS		1.0	1	1	1	1	0	1	0	0	1	0	0	0	4-21	0-1	0	14.40	20
04-17-21	TENNESSEE TECH-1		1.0	0	0	0	0	0	0	0	0	0	0	0	0	1-9	0-1	0	12.00	6
05-07-21	EASTERN KENTUCKY		1.0	2	2	2	1	0	1	0	0	0	0	0	0	0-8	0-1	0	12.86	21
05-29-21	vs Murray State		2.0	1	1	1	2	0	0	0	0	0	0	1	0	1-10	0-1	0	11.00	27
Totals		2	9.0	12	11	11	8	3	4	0	1	4	0	1	0	25-69	0-1	0	11.00	-



**2021 Southeast Missouri Baseball
Individual Game-by-Game for Southeast Missouri (as of May 31, 2021)**

#9 WILBER, Tyler - 50 games (All games)

Date	Opponent	Pos	AB	R	H	RBI	2B	3B	HR	BB	SB	CS	HBP	SAC	SF	GDP	K	PO	A	E	Avg
02-19-21	at South Alabama	*ss	5	0	1	0	0	0	0	0	0	0	0	0	0	1	2	0	2	0	.200
02-20-21	at South Alabama	*ss	4	0	2	0	0	0	0	1	0	0	0	0	0	0	1	1	1	0	.333
02-21-21	at South Alabama	*ss	3	0	1	0	0	0	0	2	1	0	0	0	0	0	1	1	2	0	.333
02-25-21	at Arkansas	*ss	3	2	1	0	0	0	0	1	0	0	1	0	0	0	1	0	0	0	.333
02-26-21	at Arkansas	*ss	4	1	2	1	0	0	0	0	0	0	0	0	0	0	1	0	1	0	.368
02-27-21	at Arkansas	*ss	4	1	1	0	0	0	0	1	0	0	0	0	0	0	2	0	2	0	.348
02-28-21	at Arkansas	*ss	3	0	0	0	0	0	0	0	0	0	0	0	0	0	0	0	1	1	.308
03-05-21	ILLINOIS STATE	*ss	4	1	3	1	1	0	0	0	0	0	1	0	0	0	1	3	2	1	.367
03-06-21	ILLINOIS STATE-1	*ss	2	1	2	1	0	0	0	0	0	0	0	0	1	0	0	1	5	0	.406
03-06-21	ILLINOIS STATE-2	*ss	3	0	1	1	0	0	0	0	0	0	0	0	0	0	0	2	3	1	.400
03-07-21	ILLINOIS STATE	*ss	4	0	2	2	0	0	0	0	0	0	0	0	0	0	1	5	1	0	.410
03-12-21	at SIUE	*ss	2	1	0	1	0	0	0	1	0	0	0	0	1	1	1	0	1	0	.390
03-13-21	at SIUE-1	*ss	4	2	1	0	0	0	0	1	1	0	0	0	0	0	0	1	4	0	.378
03-13-21	at SIUE-2	*ss	3	2	1	1	0	0	1	1	0	0	0	0	0	0	2	1	2	1	.375
03-16-21	at Saint Louis	*ss	4	1	3	4	0	0	1	0	0	0	0	1	0	0	0	4	0	0	.404
03-19-21	AUSTIN PEAY	*ss	4	0	0	0	0	0	0	0	0	0	0	0	0	0	0	2	0	0	.375
03-20-21	AUSTIN PEAY-1	*ss	5	1	2	0	1	0	0	0	0	0	0	0	0	0	0	1	3	0	.377
03-20-21	AUSTIN PEAY-2	*ss	6	0	1	0	0	0	0	1	0	0	0	0	0	0	1	2	5	0	.358
03-24-21	SOUTHERN ILLINOIS	*ss	5	0	1	0	0	0	0	0	0	0	0	0	0	0	0	1	5	0	.347
03-26-21	at Eastern Illinois	*ss	4	1	2	1	0	0	1	0	0	0	0	0	0	0	0	4	2	1	.355
03-27-21	at Eastern Illinois-1	*ss	3	0	1	0	0	0	0	0	0	0	0	1	0	0	1	1	2	0	.354
03-27-21	at Eastern Illinois-2	*ss	4	0	0	0	0	0	0	0	0	0	0	0	0	0	0	3	3	0	.337
03-30-21	MISSOURI STATE	*ss	5	0	3	3	1	0	0	0	1	0	1	0	0	1	0	4	6	0	.352
04-02-21	JACKSONVILLE STAT	*ss	5	1	3	3	0	0	0	0	0	0	0	0	0	0	0	1	5	0	.366
04-03-21	JACKSONVILLE STAT	*ss	5	0	4	1	0	0	0	0	0	0	0	0	0	0	0	1	3	0	.388
04-03-21	JACKSONVILLE STAT	*ss	3	1	1	2	1	0	0	1	0	0	0	0	1	0	0	4	0	0	.386
04-09-21	at Murray State-1	*ss	5	0	2	3	2	0	0	0	0	0	0	0	0	0	0	2	1	0	.387
04-09-21	at Murray State-2	*ss	4	1	1	0	0	0	0	1	0	0	0	0	0	0	2	1	1	0	.382
04-10-21	at Murray State	*ss	4	2	3	2	1	0	1	1	0	0	0	0	0	0	0	1	3	0	.395
04-13-21	at UT Martin	*ss	4	1	1	2	0	1	0	1	0	0	1	0	0	0	2	1	0	0	.390
04-16-21	TENNESSEE TECH	*ss	5	1	2	3	1	0	0	0	0	0	0	0	0	0	1	0	3	1	.390
04-17-21	TENNESSEE TECH-1	*ss	4	0	2	0	0	0	0	0	0	0	0	0	0	1	0	2	4	1	.394
04-17-21	TENNESSEE TECH-2	*ss	3	2	1	0	0	1	0	2	0	0	0	0	0	0	1	1	3	1	.392
04-28-21	at Austin Peay	*ss	5	2	4	5	0	0	1	0	1	0	0	0	0	1	0	2	0	0	.407
04-30-21	at Belmont	*ss	4	2	3	2	0	0	0	0	0	1	1	0	0	0	0	2	6	0	.417
05-01-21	at Belmont-1	*ss	4	0	1	0	0	0	0	0	0	0	0	0	0	0	0	2	4	0	.413
05-01-21	at Belmont-2	*ss	5	0	2	1	0	0	0	0	0	0	0	0	0	1	0	2	3	0	.412
05-07-21	EASTERN KENTUCKY	*ss	3	0	0	0	0	0	0	1	0	0	0	0	0	0	1	1	2	0	.404
05-07-21	EASTERN KENTUCKY	*ss	3	0	1	0	1	0	0	1	0	0	0	0	0	1	0	1	4	0	.403
05-08-21	EASTERN KENTUCKY	*ss	4	2	3	3	1	0	1	0	0	0	0	0	0	1	0	1	1	0	.411
05-13-21	at Lipscomb	*ss	3	0	1	0	0	0	0	1	0	0	0	0	0	0	0	2	3	0	.410
05-14-21	at Lipscomb	*ss	3	0	1	0	0	0	0	1	0	0	0	0	0	0	0	2	0	0	.409
05-15-21	at Lipscomb	*ss	5	0	2	0	0	0	0	0	0	0	0	0	0	0	1	0	7	0	.408
05-20-21	UT MARTIN	*ss	4	0	2	0	0	0	0	0	0	0	0	0	0	0	0	7	0	0	.410
05-21-21	UT MARTIN-1	*ss	4	0	1	1	1	0	0	0	0	0	0	0	0	0	1	0	1	0	.407
05-21-21	UT MARTIN-2	*ss	3	0	0	1	0	0	0	0	0	0	0	0	1	0	1	2	2	0	.400
05-27-21	vs Austin Peay	*ss	4	0	0	1	0	0	0	0	0	0	0	1	0	1	0	1	4	1	.391
05-28-21	vs Murray State	*ss	3	1	1	1	0	0	0	0	0	0	1	0	0	0	0	6	6	0	.390
05-29-21	vs Murray State	*ss	4	0	0	0	0	0	0	0	0	0	0	0	0	1	0	1	2	0	.382
05-30-21	vs Murray State	*ss	2	1	2	2	0	0	0	3	0	0	0	0	0	0	0	1	0	0	.389
Totals		50gs	193	31	75	49	11	2	6	22	4	1	6	3	4	10	25	63	142	9	.389

On base pct. .458 • Slugging pct. .560



2021 Southeast Missouri Baseball
Individual Game-by-Game for Southeast Missouri (as of May 31, 2021)

#27 WILLIAMS, Austin - 7 games (All games)

Date	Opponent	Pos	AB	R	H	RBI	2B	3B	HR	BB	SB	CS	HBP	SAC	SF	GDP	K	PO	A	E	Avg
02-20-21	at South Alabama	p	0	0	0	0	0	0	0	0	0	0	0	0	0	0	0	0	1	0	.000
02-28-21	at Arkansas	*p	0	0	0	0	0	0	0	0	0	0	0	0	0	0	0	0	1	0	.000
03-05-21	ILLINOIS STATE	p	0	0	0	0	0	0	0	0	0	0	0	0	0	0	0	0	1	0	.000
03-12-21	at SIUE	p	0	0	0	0	0	0	0	0	0	0	0	0	0	0	0	0	1	0	.000
03-26-21	at Eastern Illinois	p	0	0	0	0	0	0	0	0	0	0	0	0	0	0	0	0	1	0	.000
04-17-21	TENNESSEE TECH-2	p	0	0	0	0	0	0	0	0	0	0	0	0	0	0	0	0	1	0	.000
05-21-21	UT MARTIN-1	p	0	0	0	0	0	0	0	0	0	0	0	0	0	0	0	1	0	0	.000
Totals		1gs	0	0	0	0	0	0	0	0	0	0	0	0	0	0	0	2	5	0	.000

On base pct. .000 • Slugging pct. .000

#27 WILLIAMS, Austin - 21 appearances (All games)

Date	Opponent	GS	IP	H	R	ER	BB	SO	2B	3B	HR	WP	BK	HBP	IBB	Score	W-L	Sv	ERA	NP
02-20-21	at South Alabama		1.1	2	2	2	2	2	0	0	0	1	0	0	0	5-6	0-0	0	13.50	44
02-25-21	at Arkansas		2.1	3	3	3	0	1	0	0	0	0	0	0	0	5-6	0-0	0	12.27	28
02-28-21	at Arkansas	*	1.2	4	3	3	0	1	1	0	2	0	0	0	0	4-11	0-1	0	13.50	36
03-05-21	ILLINOIS STATE		2.0	3	0	0	0	2	0	0	0	0	0	0	0	4-3	0-1	0	9.82	38
03-12-21	at SIUE		1.0	2	2	2	2	1	2	0	0	0	0	0	0	2-6	0-1	0	10.80	27
03-16-21	at Saint Louis		2.0	0	0	0	0	3	0	0	0	0	0	0	0	8-6	0-1	1	8.71	24
03-19-21	AUSTIN PEAY		2.0	1	0	0	0	4	0	0	0	1	0	0	0	6-3	0-1	2	7.30	24
03-20-21	AUSTIN PEAY-2		0.1	3	1	1	0	1	1	0	0	0	0	0	0	11-12	0-2	2	7.82	18
03-26-21	at Eastern Illinois		1.1	1	0	0	0	2	0	0	0	0	0	0	0	3-2	0-2	3	7.07	13
03-30-21	MISSOURI STATE		1.0	2	3	2	0	2	0	0	1	0	0	0	0	8-9	0-3	3	7.80	16
04-03-21	JACKSONVILLE STAT		2.1	1	0	0	3	0	0	0	0	1	0	0	0	8-3	0-3	3	6.75	35
04-09-21	at Murray State-2		3.2	5	3	3	0	4	1	0	1	0	0	1	0	12-8	0-3	3	6.86	52
04-17-21	TENNESSEE TECH-2		2.1	2	1	1	0	1	0	0	1	1	0	0	0	7-2	0-3	3	6.56	29
05-01-21	at Belmont-2		3.2	4	0	0	1	3	1	0	0	1	0	0	0	5-0	1-3	3	5.67	68
05-07-21	EASTERN KENTUCKY		2.0	2	1	1	1	2	0	0	0	1	0	0	0	6-2	1-3	4	5.59	39
05-08-21	EASTERN KENTUCKY		2.1	1	1	1	0	4	0	1	0	0	0	0	0	7-6	1-3	4	5.46	39
05-13-21	at Lipscomb		0.1	1	0	0	0	1	0	0	0	0	0	0	0	3-2	1-3	5	5.40	6
05-20-21	UT MARTIN		2.1	0	0	0	1	2	0	0	0	0	0	0	0	6-2	1-3	6	5.03	26
05-21-21	UT MARTIN-1		1.1	2	0	0	1	1	0	0	0	1	0	0	0	3-2	1-3	6	4.84	35
05-27-21	vs Austin Peay		0.0	2	1	1	0	0	1	0	0	0	0	0	0	11-8	1-3	6	5.09	9
05-28-21	vs Murray State		2.2	2	0	0	0	1	0	0	0	1	0	0	0	6-5	2-3	6	4.74	48
Totals		1	38.0	43	21	20	11	38	7	1	5	8	0	1	0	130-104	2-3	6	4.74	-



**2021 Southeast Missouri Baseball
Individual Game-by-Game for Southeast Missouri (as of May 31, 2021)**

#19 WRIGHT, Danny - 49 games (All games)

Date	Opponent	Pos	AB	R	H	RBI	2B	3B	HR	BB	SB	CS	HBP	SAC	SF	GDP	K	PO	A	E	Avg	
02-19-21	at South Alabama	*of	5	0	0	0	0	0	0	0	0	0	0	0	0	0	2	2	0	0	.000	
02-20-21	at South Alabama	*of	5	1	0	0	0	0	0	0	0	0	0	0	0	0	1	3	0	0	.000	
02-21-21	at South Alabama	*of	4	2	1	0	0	0	0	1	1	0	0	0	0	0	1	0	0	0	.071	
02-25-21	at Arkansas	*of	4	0	1	3	0	0	0	0	1	1	0	0	0	0	1	3	0	0	.111	
02-26-21	at Arkansas	*of	4	0	0	0	0	0	0	0	0	0	0	0	0	0	1	7	0	0	.091	
02-27-21	at Arkansas	*of	3	0	0	0	0	0	0	1	0	0	0	0	0	0	2	0	0	0	.080	
02-28-21	at Arkansas	*of	2	0	0	0	0	0	0	0	0	0	0	0	0	0	1	2	0	0	.074	
03-05-21	ILLINOIS STATE	dh	2	1	1	0	0	0	0	0	0	0	0	0	0	0	0	0	0	0	.103	
03-06-21	ILLINOIS STATE-1	of	0	0	0	0	0	0	0	0	0	0	0	0	0	0	0	0	0	0	.103	
03-07-21	ILLINOIS STATE	*of	4	3	3	0	0	0	0	0	0	0	0	0	0	0	0	1	1	0	.182	
03-12-21	at SIUE	*of	2	0	0	1	0	0	0	1	0	0	0	0	1	0	2	2	0	0	.171	
03-13-21	at SIUE-1	*of	1	1	0	1	0	0	0	2	0	0	0	1	1	0	0	2	0	0	.167	
03-13-21	at SIUE-2	*of	4	1	1	1	0	0	0	0	1	0	0	0	0	0	1	3	1	0	.175	
03-16-21	at Saint Louis	*of	3	1	1	0	0	0	0	1	1	0	1	0	0	0	0	4	0	0	.186	
03-19-21	AUSTIN PEAY	*of	4	1	1	1	0	0	0	0	0	0	0	0	0	0	0	2	0	0	.191	
03-20-21	AUSTIN PEAY-1	*of	5	1	1	1	0	0	1	0	0	0	0	0	0	0	2	3	0	0	.192	
03-20-21	AUSTIN PEAY-2	*of	6	1	0	0	0	0	0	0	0	0	1	0	0	0	1	2	0	0	.172	
03-24-21	SOUTHERN ILLINOIS	*of	4	1	2	0	0	0	0	0	0	0	0	0	0	0	0	1	0	0	.194	
03-26-21	at Eastern Illinois	*of	5	0	0	1	0	0	0	0	0	0	0	0	0	0	0	1	0	0	.179	
03-27-21	at Eastern Illinois-1	*of	4	0	1	2	0	0	0	0	1	0	0	0	0	0	2	1	0	1	.183	
03-27-21	at Eastern Illinois-2	*of	4	1	1	0	0	0	0	0	0	0	0	0	0	0	1	3	0	0	.187	
03-30-21	MISSOURI STATE	*of	4	0	1	1	0	1	0	2	1	0	0	0	0	0	2	2	0	0	.190	
04-02-21	JACKSONVILLE STAT	*of	2	1	0	0	0	0	0	2	0	0	0	0	0	0	1	3	0	0	.185	
04-03-21	JACKSONVILLE STAT	*of	5	0	1	0	0	0	0	0	0	0	0	0	0	1	2	1	0	0	.186	
04-03-21	JACKSONVILLE STAT	pr/of	1	0	0	0	0	0	0	0	0	0	0	0	0	0	0	0	0	0	.184	
04-09-21	at Murray State-1	*of	5	0	0	0	0	0	0	0	0	0	0	0	0	0	1	3	0	0	.174	
04-09-21	at Murray State-2	*of	4	1	2	3	0	0	1	0	0	1	1	0	0	0	0	5	0	0	.188	
04-10-21	at Murray State	*of	4	1	1	1	0	0	0	0	0	0	1	0	0	0	2	4	0	0	.190	
04-13-21	at UT Martin	*of	3	1	1	2	0	0	0	1	1	0	1	0	0	0	1	2	0	0	.194	
04-16-21	TENNESSEE TECH	*of	4	0	0	0	0	0	0	0	0	0	0	0	0	0	1	0	1	0	.187	
04-17-21	TENNESSEE TECH-1	*of	3	0	0	0	0	0	0	1	0	0	0	0	0	0	0	2	0	0	.182	
04-17-21	TENNESSEE TECH-2	*of	5	2	4	1	1	0	0	0	1	0	0	0	0	0	1	4	0	0	.209	
04-28-21	at Austin Peay	*of	3	0	0	1	0	0	0	0	0	0	0	0	1	0	0	2	0	0	.203	
04-30-21	at Belmont	*of	4	1	0	2	0	0	0	1	0	1	0	0	0	0	2	2	0	0	.197	
05-01-21	at Belmont-1	*of	2	0	0	0	0	0	0	2	0	0	0	0	0	0	0	1	0	0	.194	
05-01-21	at Belmont-2	*of	4	0	1	1	0	0	0	1	0	0	0	0	0	0	1	3	0	0	.195	
05-07-21	EASTERN KENTUCKY	*of	4	2	2	1	0	0	0	0	0	0	0	0	0	0	1	2	0	1	.205	
05-07-21	EASTERN KENTUCKY	*of	4	0	0	0	0	0	0	0	0	0	0	0	0	0	1	1	0	0	.199	
05-08-21	EASTERN KENTUCKY	*of	3	0	0	0	0	0	0	0	0	0	0	1	0	0	2	3	0	0	.194	
05-13-21	at Lipscomb	*of	4	1	1	1	0	0	0	0	1	0	0	0	0	0	0	2	0	0	.196	
05-14-21	at Lipscomb	*of	3	0	0	0	0	0	0	1	1	0	0	0	0	0	2	2	0	0	.192	
05-15-21	at Lipscomb	*of	5	0	2	2	0	0	0	0	1	0	0	0	0	0	1	2	0	0	.199	
05-20-21	UT MARTIN	*of	4	0	0	0	0	0	0	0	0	0	0	0	0	0	3	2	0	0	.194	
05-21-21	UT MARTIN-1	*of	3	1	1	1	0	0	1	1	0	0	0	0	0	0	2	0	0	0	.196	
05-21-21	UT MARTIN-2	*of	3	0	1	0	0	0	0	0	0	0	0	0	0	0	0	4	0	0	.199	
05-27-21	vs Austin Peay	*of	5	2	3	1	1	0	0	0	0	0	0	0	0	0	1	0	0	0	.211	
05-28-21	vs Murray State	*of	4	0	3	0	2	0	0	1	0	0	0	0	0	0	0	0	0	0	.224	
05-29-21	vs Murray State	*of	4	0	1	0	0	0	0	0	0	0	0	0	0	0	3	3	0	0	.224	
05-30-21	vs Murray State	*of	5	0	1	0	0	0	0	0	0	0	0	0	0	1	2	2	0	0	.223	
Totals			46gs	179	28	40	29	4	1	3	19	11	3	5	2	3	2	50	99	3	2	.223

On base pct. .311 • Slugging pct. .307



2021 NCAA Division I Baseball Championship

Regionals

June 4-7
Campus or Neutral Sites
Double Elimination
First Round Pairings
Best-of-Three Games

Super Regionals

June 11-13 or June 12-14
Campus or Neutral Sites
Double Elimination
Best-of-Three Games

Men's College World Series (MCWS)

June 19-29/30
Omaha, Nebraska
Double Elimination
First Round Pairings
Best-of-Three MCWS Finals

Men's College World Series (MCWS)

June 19-29/30
Omaha, Nebraska
Double Elimination
First Round Pairings
Best-of-Three MCWS Finals

Regionals

June 4-7
Campus or Neutral Sites
Double Elimination
First Round Pairings
Best-of-Three Games

Super Regionals

June 11-13 or June 12-14
Campus or Neutral Sites
Double Elimination
Best-of-Three Games



#1 *Arkansas (46 - 10) vs.	#4 NJIT (26 - 22)	Regional Champion	Super Regional Champion
#3 Northeastern (36 - 10) vs.	#2 Nebraska (31 - 12)	Regional Champion	Super Regional Champion
#1 *Louisiana Tech (40 - 18) vs.	#4 Rider (23 - 16)	Regional Champion	Super Regional Champion
#3 Alabama (31 - 24)		Regional Champion	Super Regional Champion
#2 NC State (30 - 17)		Regional Champion	Super Regional Champion
#1 *Stanford (33 - 14) vs.	#4 North Dakota St. (41 - 17)	Regional Champion	Super Regional Champion
#3 Nevada (25 - 18) vs.	#2 UC Irvine (40 - 16)	Regional Champion	Super Regional Champion
#1 *Texas Tech (36 - 15) vs.	#4 Army West Point (28 - 23)	Regional Champion	Super Regional Champion
#3 North Carolina (27 - 25) vs.	#2 UCLA (35 - 18)	Regional Champion	Super Regional Champion
#1 *Arizona (40 - 15) vs.	#4 Grand Canyon (39 - 19 - 1)	Regional Champion	Super Regional Champion
#3 UC Santa Barbara (39 - 18) vs.	#2 Oklahoma St. (35 - 17 - 1)	Regional Champion	Super Regional Champion
#1 *Ole Miss (41 - 19) vs.	#4 Southeast Mo. St. (30 - 20)	Regional Champion	Super Regional Champion
#3 Florida St. (30 - 22) vs.	#2 Southern Miss. (37 - 19)	Regional Champion	Super Regional Champion
#1 *East Carolina (41 - 15) vs.	#4 Norfolk St. (25 - 26)	Regional Champion	Super Regional Champion
#3 Maryland (28 - 16) vs.	#2 Charlotte (39 - 19)	Regional Champion	Super Regional Champion
#1 *Vanderbilt (40 - 15) vs.	#4 Presbyterian (22 - 21)	Regional Champion	Super Regional Champion
#3 Indiana St. (30 - 19) vs.	#2 Georgia Tech (29 - 23)	Regional Champion	Super Regional Champion



National Top 16 Seeds

1. Arkansas (46-10)
2. Texas (42-15)
3. Tennessee (45-16)
4. Vanderbilt (40-15)
5. Arizona (40-15)
6. TCU (40-17)
7. Mississippi St. (40-15)
8. Texas Tech (36-15)
9. Stanford (33-14)
10. Notre Dame (30-11)
11. Old Dominion (42-14)
12. Ole Miss (41-19)
13. East Carolina (41-15)
14. Oregon (37-14)
15. Florida (38-20)
16. Louisiana Tech (40-18)

#1 *Texas (42 - 15) vs.	#4 Southern U. (20 - 28)	Regional Champion	Super Regional Champion
#3 Fairfield (37 - 3)		Regional Champion	Super Regional Champion
#2 Arizona St. (32 - 20) vs.	#4 South Fla. (28 - 27)	Regional Champion	Super Regional Champion
#1 *Florida (38 - 20) vs.	#3 South Alabama (33 - 20)	Regional Champion	Super Regional Champion
#2 Miami (FL) (32 - 19)		Regional Champion	Super Regional Champion
#1 *Notre Dame (30 - 11) vs.	#4 Central Mich. (40 - 16)	Regional Champion	Super Regional Champion
#3 Michigan (27 - 17) vs.	#2 UConn (33 - 17)	Regional Champion	Super Regional Champion
#1 *Mississippi St. (40 - 15) vs.	#4 Sanford (35 - 22)	Regional Champion	Super Regional Champion
#3 Campbell (35 - 16) vs.	#2 VCU (37 - 14)	Regional Champion	Super Regional Champion
#1 *TCU (40 - 17) vs.	#4 McKeesee (32 - 28)	Regional Champion	Super Regional Champion
#3 DBU (37 - 15) vs.	#2 Oregon St. (34 - 22)	Regional Champion	Super Regional Champion
#1 Old Dominion (42 - 14) vs.	#4 Jacksonville (16 - 32)	Regional Champion	Super Regional Champion
#3 Virginia (29 - 23) vs.	#2 South Carolina (33 - 21)	Regional Champion	Super Regional Champion
#1 *Oregon (37 - 14) vs.	#4 Central Conn. St. (28 - 13)	Regional Champion	Super Regional Champion
#3 LSU (34 - 22) vs.	#2 Gonzaga (33 - 17)	Regional Champion	Super Regional Champion
#1 *Tennessee (45 - 16) vs.	#4 Wright St. (35 - 11)	Regional Champion	Super Regional Champion
#3 Liberty (39 - 14) vs.	#2 Duke (32 - 20)	Regional Champion	Super Regional Champion