



## 2021 SOUTHEAST MISSOURI SOFTBALL

Games  
**41-43**



### Schedule

#### February (2-8)

13	at Auburn	SECN+	L, 0-8 (5)
13	at Auburn	SECN+	L, 1-5
14	at Auburn		L, 1-3
20	at #23 Tennessee		L, 0-7
21	at #23 Tennessee		L, 3-5
26	vs. North Dakota State !		W, 6-2
26	at #21 Arkansas !		L, 3-9
27	vs. Texas Tech !		W, 5-3
27	at #21 Arkansas !		L, 3-6
28	vs. Texas Tech !		L, 1-7

#### March (13-2, 11-1 OVC)

5	Austin Peay*		W, 6-5
6	Austin Peay (DH)*		L, 3-4; W 8-0 (5)
12	at Tennessee Tech (DH)*		W, 7-0; W, 4-1
13	at Tennessee Tech*		W, 8-4
16	at Southern Illinois		L, 2-6
17	Missouri State	ESPN+	Canceled
20	at Belmont (DH)*		W, 8-2; W, 6-0
21	at Belmont*		W, 8-4
24	at Saint Louis		W, 6-1
26	Morehead State* ESPN+		W, 8-0 (5)
27	Morehead State (DH)* ESPN+		W, 10-0 (5); W, 9-1 (5)
31	Southern Illinois		W, 5-0

#### April (6-4, 5-4 OVC)

2	Eastern Illinois*		W, 7-0
3	Eastern Illinois (DH)*		W, 3-0; L, 1-5
7	at Kansas City (DH)		Canceled
10	at SIU Edwardsville*		W, 11-2 (5)
11	at SIU Edwardsville (DH)* ESPN+		W, 4-2; L, 5-6 (8)
14	Saint Louis	ESPN+	W, 2-0
17	Eastern Kentucky (DH)*		W, 8-0 (5); L, 2-6
18	Eastern Kentucky*		L, 1-4
24	at Tennessee State (DH)*		Canceled
25	at Tennessee State*		Canceled
28	UT Martin (DH)* ESPN+		Canceled

#### May (5-0, 5-0 OVC)

1	Murray State (DH)* ESPN+		W, 1-0; W, 7-5
2	Murray State* ESPN+		W, 3-2
5	at UT Martin (DH)*		W, 3-1; W, 8-0 (6)
8	at Jacksonville State (DH)*		1 p.m.
9	at Jacksonville State*		1 p.m.
13-15	OVC Tournament (Oxford, Ala.)		TBA

#### Follow the Redhawks

Video.....ESPN+  
Live Stats.....JSUGamecockSports.com  
Twitter.....@SEMOsoftball

Dates.....May 8-9, 2021  
Schedule.....Sat., 1 p.m. (DH); Sun., 1 p.m., CT  
Location.....Jacksonville, Ala.  
Facility.....University Field  
Series History.....JSU leads, 41-7  
Last Meeting.....SEMO 6, JSU 5  
(May 11, 2019 | Oxford, Ala.)

Head Coaches.....Mark Redburn (389-393 overall; 175-144 at SEMO; 83-60 OVC).  
Jana McGinnis (953-527 overall; 953-527 at JSU).

#### Strategic Communications

Jeff Honza, Assistant Director of Athletics  
Office Phone.....(573) 651-2933  
Mobile.....(618) 528-1145  
Email.....redhawk1@me.com

#### Final Regular-Season Series

Ohio Valley Conference leader Southeast Missouri (26-14, 21-5) travels to Jacksonville State (22-21, 20-11) for its final series of the regular-season this weekend. The Redhawks and Gamecocks play a 1 p.m. doubleheader Saturday followed by a single game at 1 p.m., CT Sunday.

#### Follow the Redhawks

All three games of this weekend's series will air live on ESPN+. Live stats will be available at JSUGamecockSports.com. Twitter updates provided @SEMOsoftball.

#### Series History

Saturday marks the 49th meeting between Southeast Missouri and Jacksonville State. The Gamecocks lead the all-time series, 41-7. SEMO has never won a series against JSU. However, the Redhawks have won four of the last six meetings between these teams. SEMO beat the Gamecocks twice to win the 2019 Ohio Valley Conference Tournament the last time the teams faced each other on May 11, 2019 in Oxford, Alabama.

#### Hot Redhawks

Since the start of March, the Redhawks have gone 24-6. Southeast Missouri swept Tennessee Tech, Belmont, Morehead State, Murray State and posted series wins against seven of the eight Ohio Valley Conference teams it has faced. The Redhawks won 12-straight conference games before their 5-1 loss to Eastern Illinois (Apr. 3). That OVC winning streak is the longest in the league this season. SEMO's 13-1 OVC start marked its best with Mark Redburn at the helm.

#### Title Implications

Southeast Missouri is in position to win the Ohio Valley Conference regular-season title and claim the top seed in this year's OVC Tournament. SEMO will secure the title with a win over Jacksonville State and one Eastern Kentucky loss. EKU can finish first if it sweeps Austin Peay and SEMO loses its series to JSU. Or, if the Colonels win their series and the Redhawks are swept.

#### OVC Tournament Teams are Set

Southeast Missouri, Eastern Kentucky, Austin Peay and Jacksonville State form the 2021 Ohio Valley Conference Tournament field. This year's OVC Softball Championship will be held May 12-15 at Choccolocco Park in Oxford, Alabama. It marks the 28th time the Championship will be held and the fifth year it will be held at a neutral site in Oxford. Seeding will be determined following this weekend's action.



**Southeast Missouri** or **SEMO** is the preferred reference for Southeast Missouri State University athletic teams. Southeastern Missouri State is not an acceptable reference.



## Back in First Place

Southeast Missouri (21-5) moved back into first place in the Ohio Valley Conference standings after sweeping Murray State (May 1-2). The Redhawks pulled ahead of Eastern Kentucky (22-7), which dropped two of three games to Eastern Illinois. SEMO has just one series loss in OVC play and that came against the Colonels on Apr. 17-18.

## Ellis Breaks Career Home Run Record

Ashley Ellis broke Southeast Missouri's all-time career home run record when she hit .500 with three home runs in the Redhawks series sweep of Murray State (May 1-2). Ellis officially broke the record when she hit a pair of home runs in the series finale on May 2. She also scored three runs and had four RBI as all but one of her hits came on the long ball. Ellis posted her fourth multi-home run game of the season and now has 51 career home runs, including a team-best 17 this year. She surpassed Michelle Summers (48, 2005-08) for the new program record. Ellis ranks 13th in the nation and second in the Ohio Valley Conference in home runs. She is also 10th nationally in home runs per game (.42).

## Ellis Ties Own Single-Season Record

Ashley Ellis tied her own single-season record of 17 home runs when she hit a grand slam in the first inning of Southeast Missouri's 8-0 victory over UT Martin (May 5). Ellis initially broke her program's all-time single-season record with 17 homers in 2019. The grand slam was the second of Ellis' career.

## Anderson Gets Another Record

Rachel Anderson broke her fifth different Southeast Missouri career record this season when she passed Sarah Messex (216, 2016-19) for the all-time mark in games started. Anderson has never missed a start in her 224 career games and established the new record against Eastern Kentucky on Apr. 17. She is the school's all-time career leader in triples (31), batting average (.412), slugging percentage (.701), on-base percentage (.503), hits (269), walks (106), total bases (458) and runs scored (171). Anderson also claimed SEMO's career records in hits, walks, total bases and runs scored in 2021.

## Conference Wins Record in Sight

The Ohio Valley Conference leading Redhawks enter the weekend with a 21-5 record in league play. Southeast Missouri is two wins away from breaking its program record for most OVC victories in a season. SEMO's current record is 22 league wins in both 1995 (22-4) and 1996 (22-2).

## Over 20 OVC Wins

With its sweep of UT Martin (May 5), Southeast Missouri picked up 20 or more Ohio Valley Conference victories in a season for the first time in 24 years. SEMO last won 20 conference games in 1997 (20-5). The Redhawks won 20 or more OVC games four the fourth time in program history -- 1995 (22-4), 1996 (22-2), 1997 (20-5), 2021 (21-5). SEMO's 21 league wins are the most in a season under Head Coach Mark Redburn.

## About Jacksonville State

Since starting the season with a 5-16 record, Jacksonville State has won 17 of its last 22 games and heads into the weekend fourth in the Ohio Valley Conference standings. The Gamecocks and Austin Peay each have a 20-11 league record. JSU is third in the OVC in earned run average (3.07) and second in opposing batting average (.230). Gamecock pitchers also lead the league with 278 strikeouts. Jada Terry leads JSU with a .356 batting average, 10 home runs and 37 RBI. Nicole Rodriguez ranks among the top four OVC leaders in ERA (2.15) and strikeouts (108).

## RBI Leaders

Ashley Ellis and Rachel Anderson currently rank first and second on Southeast Missouri's all-time career RBI list. Ellis has 166 RBI and Anderson is close behind with 158. Ellis has a team-best 44 RBI and ranks third in the Ohio Valley Conference in that category this season.

## 26 Wins

The Redhawks picked up their 26th win of the season when they swept UT Martin, 4-1, 8-0, in a doubleheader on May 5. Southeast Missouri (26-14) is one of two teams in the Ohio Valley Conference with 26 or more wins this season along with Eastern Kentucky (32-13).

## 2021 OVC Standings (as of May 5)

School	Conference				Overall			
	W	L	T	Pct.	W	L	T	Pct.
<b>Southeast Missouri</b>	<b>21</b>	<b>5</b>	<b>0</b>	<b>.808</b>	<b>26</b>	<b>14</b>	<b>0</b>	<b>.650</b>
Eastern Kentucky	22	7	0	.759	32	13	0	.711
Austin Peay	20	11	0	.645	25	14	0	.641
Jacksonville State	20	11	0	.645	22	21	0	.512
Eastern Illinois	14	13	0	.519	23	18	0	.561
SIUE	15	14	0	.517	15	21	0	.417
Murray State	16	15	0	.516	19	29	0	.396
UT Martin	14	14	0	.538	25	18	0	.581
Tennessee Tech	12	18	0	.400	18	28	0	.391
Belmont	11	17	0	.393	15	22	0	.405
Tennessee State	4	24	0	.143	8	31	0	.205
Morehead State	3	23	0	.115	11	27	0	.289

## This Weekend's Schedule

### FRIDAY, MAY 7

UT Martin at Tennessee Tech\*, 5 p.m.

-

### SATURDAY, MAY 8

Eastern Kentucky at Austin Peay\* (DH), 1 p.m.

Tennessee State at Eastern Illinois\* (DH), 1 p.m.

**Southeast Missouri at Jacksonville State\* (DH), 1 p.m.**

UT Martin at Tennessee Tech\* (DH), 2 p.m.

Belmont at SIUE\*, 4 p.m.

Morehead State at Murray State\*, 4 p.m.

-

### SUNDAY, MAY 9

Eastern Kentucky at Austin Peay\*, 1 p.m.

Belmont at SIUE\* (DH), 1 p.m.

Tennessee State at Eastern Illinois\*, 1 p.m.

**Southeast Missouri at Jacksonville State\*, 1 p.m.**

Morehead State at Murray State\* (DH), 1 p.m.



## Shut Them Out

Southeast Missouri has been involved in 14 shutouts this season and is 12-2 in those contests. SEMO blanked its opponent in eight of the last 19 games outscoring opponents by a combined 52-0 in those victories.

## Holman Sparkles

Paytience Holman pitched her fourth shutout and fifth complete game of the season when she allowed just four hits and one walk in six innings against UT Martin (May 5). Holman recorded a season-high seven strikeouts en route to her seventh win of the season.

## RPI Update

The Redhawks are ranked 53rd in NCAA Division I Softball RPI (through games May 2). Southeast Missouri has the highest RPI of any softball team in the Ohio Valley Conference. Eastern Kentucky (68) and Austin Peay (102) are the next closest OVC schools. The Redhawks have one win over a team ahead of them in the RPI rankings. SEMO beat Southern Illinois (50) on Mar. 31.

## Seventh Shutout

Rachel Rook tossed her Ohio Valley Conference leading seventh shutout of the season vs. Murray State (May 1). Rook tossed a one-hit shutout with nine strikeouts in the series opener against the Racers. She currently ranks ninth among Southeast Missouri's all-time career leaders with 12 shutouts. Additionally, Rook rates 11th in the nation in shutouts this year.

## Redhawks Sweep OVC Honors

Southeast Missouri swept the Ohio Valley Conference weekly awards for the second time this season on May 3. Ashley Ellis was named OVC Player of the Week, while Rachel Rook claimed the league's Pitcher of the Week honor. Ellis, who hails from Arnold, Missouri, homered three times and hit .500 in SEMO's series sweep of Murray State (May 1-2). Ellis hit a pair of home runs and broke her program's all-time career home run record in the series finale against the Racers. She also scored three runs and had four RBI with all but one of her hits coming on the long ball. Ellis posted her fourth multi-home run game of the season and now has 50 career home runs, including a team-high 16 this year. A

native of Republic, Missouri, Rook went 2-0 with two complete games, a shutout and a save in against Murray State. She tossed a one-hit shutout with nine strikeouts to open the series. Rook then picked up a two-out save in game two before striking out nine more in seven innings during the finale. For the series, she allowed only two runs, scattered eight hits, struck out 20 and walked only one in 14.2 innings. Rook boasted a 0.95 ERA and limited the Racers to a .157 batting average over her three appearances and two starts. Ellis and Rook also swept OVC Player and Pitcher of the Week honors on Mar. 29. Additionally, Ellis has won OVC Player of the Week and Rook was named OVC Pitcher of the Week three times this year.

## Rickermann Delivers

Freshman Abigail Rickermann broke a scoreless drought when she delivered a pinch-hit RBI-single in the bottom of the sixth inning to help send Southeast Missouri to a 2-0 victory over Saint Louis (Apr. 14). With a runner on second base, Rickermann came to the plate and singled to center to score Rachel Anderson. She then later scored on an error. Rickermann singled in five of her last seven games. Four of those singles came when she pinch hit.

## Wrigley Hitting Streak Ends at 15 Games

Freshman Kynzie Wrigley saw her 15-game hitting streak come to an end against Eastern Kentucky (Apr. 18). Wrigley's hitting streak initially began on Mar. 20. She collected multiple hits five times during that stretch. Wrigley's hitting streak was the longest of any Redhawk this season.

## Conference Win Streak Ends at 12 Games

Southeast Missouri's Ohio Valley Conference best 12-game winning streak in league games came to an end when the Redhawks dropped their series finale against Eastern Illinois (Apr. 3). The conference winning streak was SEMO's longest since the Redhawks won 13-straight in 2009.

## League Play

Southeast Missouri leads the league in batting average (.330), ERA (1.75) and fielding percentage (.965) in Ohio Valley Conference games this season. Ashley Ellis is first with 15 home runs and a 1.013 slugging percentage through 26 conference games. Rachel Rook paves the way with 118 strikeouts (8.5 per game) and six shutouts. Jillian Anderson is tied for second in doubles (10) and Rook tops the conference with a .170 opposing batting average and 13 wins in league games.

## All 40 Games

Three players, including Rachel Anderson, Ashley Ellis and Kaylee Anderson have started all 40 games this season. R. Anderson is second on the team in batting average (.368) and leads the Redhawks in hits (43), runs (28) and on-base percentage (.479). Ellis tops the team with 17 home runs, 44 RBI and a .796 slugging percentage. K. Anderson is second on the team in runs scored (25) and home runs (9).

## Over .300

Four of Southeast Missouri's starters are hitting over .300 this season and two of them are freshmen. Katie Dreiling (.372) leads the Redhawks, while fellow rookie Kynzie Wrigley (.364) is third. Senior Rachel Anderson (.368) is second on the team and senior Ashley Ellis (.319) is fifth.

## Home Run Power

Ashley Ellis homered 12 times in her last 18 games. Ellis hit two home runs vs. Morehead State (Mar. 27), Eastern Illinois (Apr. 2) and Murray State (May 2) during that stretch. Seventeen of her 36 hits this season have come on the long ball.

## Two-Hit Shutout

Paytience Holman threw a two-hit shutout with six strikeouts to lead Southeast Missouri to a 3-0 win over Eastern Illinois (Apr. 3). Holman no-hit EIU for six innings as the Panthers had their only hits in the third, only one of which left the infield. It was her third shutout and fourth complete game of the season.



## First to 100 Strikeouts

Rachel Rook became the first pitcher in the Ohio Valley Conference to get to 100 strikeouts this season. Rook leads the league and ranks 32nd in the nation with 170 strikeouts. She is one of five OVC pitchers with over 100 Ks this year.

## What a Month

The Redhawks finished March with a 13-2 record, their second-best March record under Head Coach Mark Redburn. Redburn's best record in that month came during the 2019 campaign (16-2). In the last four years, Southeast Missouri went a combined 44-14 in March.

## Putting Up the Runs

Southeast Missouri has scored 149 runs for an average of 5.7 per game in 26 Ohio Valley Conference contests this season. The Redhawks 149 runs in league games lead the league. SEMO is outscoring its opponents by a +95 (149-54) margin. SEMO also hit 33 home runs during that span which rank second in OVC games.

## Redhawks Blank Southern Illinois

Rachel Rook pitched a two-hit shutout with nine strikeouts to lead Southeast Missouri to a 5-0 victory over longtime rival Southern Illinois (Mar. 31). SEMO and SIU split a home-and-home series this season. The Redhawks shutout the Salukis for the first time in 20 years. SIU is now 23-6 overall and is 48th on the NCAA Division I softball RPI list.

## Ellis and Rook Win OVC Honors

Southeast Missouri won a pair of Ohio Valley Conference honors on Mar. 29. Senior Ashley Ellis was named the league's Player of the Week and junior Rachel Rook won her second-straight OVC Pitcher of the Week award on Mar. 29. A native of Arnold, Missouri, Ellis hit .625 with four runs scored, four home runs and 10 RBI to lead SEMO to four wins last week. She homered in all three games of the Redhawks series sweep of Morehead State (Mar. 26-27). Ellis added two round-trippers and matched a career-high five RBI in game two of that series for her second multi-home run game this season. For the week, Ellis boasted a 2.125 slugging percentage and .700 on-base percentage with all but one of her hits

coming on the long ball. She leads SEMO and ranks third in the Ohio Valley Conference with nine home runs in 2021. Rook, who hails from Republic, Missouri, went 2-0 with a 1.00 ERA, a shutout and one save in three appearances and two starts. Rook, who has won in each of her last seven starts, tossed a one-hit five-inning shutout with seven strikeouts against Morehead State (Mar. 26). A day later, she added her second complete game win of the week when she struck out five in six innings to beat the Eagles on Mar. 27. Rook also came on in relief to pitch three innings with seven strikeouts en route to earning her first save of the season at Saint Louis (Mar. 24). She recorded 19 strikeouts and walked only one for the week. SEMO swept the league's weekly honors for the first time since 2010. Renee Kertz (Player of the Week) and Whitney Dupuis (Pitcher of the Week) were the last to accomplish the feat on Feb. 15 that year. Ellis and Rook have each won two OVC weekly accolades this season.

## Rook Clears 300 Strikeouts

Rachel Rook went over 300 against Eastern Illinois (Apr. 2). Rook now has 374 career strikeouts, including 170 this season. She ranks fourth all-time among SEMO's career strikeout leaders.

## Rook Wins

Rachel Rook picked up her 17th win of the season when she beat UT Martin on May 5. Rook, who holds a record of 17-8, leads the Ohio Valley Conference in wins. She has also thrown 11 complete games and seven shutouts this season. Rook is 13-3 in Ohio Valley Conference play and ranks 11th in the nation in shutouts. Her 17 wins in 2021 are the most in a season during Rook's career.

## Ellis Passes 200 Career Starts

Ashley Ellis recently joined Rachel Anderson with over 200 career starts in a Redhawk uniform. Ellis has 221 starts to date. She carries a streak of 204 consecutive starts into this weekend's series at Tennessee State. Ellis is second all-time in career starts at Southeast Missouri.

## Rook Wins OVC Pitcher of the Week

Junior Rachel Rook was unanimously voted Ohio Valley Conference Pitcher of the Week on Mar. 22. A native of Republic, Missouri, Rook went 2-0 with a complete game shutout and recorded 24 strikeouts in 13 scoreless innings over three appearances and two starts last week. She held opponents to a staggering .049 batting average. Rook recorded a season-high 13 strikeouts and allowed her only two hits in a seven-inning shutout against Belmont (Mar. 20). A day later, she threw four no-hit innings with six strikeouts to lead SEMO to its second-straight series sweep. Rook leads the league with seven wins and ranks second with 67 strikeouts. The OVC Pitcher of the Week honor is the third in her career.

## Extra Base Hits

The Redhawks notched a total of 28 extra base hits in four games from Mar. 24-27. Southeast Missouri hit eight doubles, a triple and 11 home runs over that span. It was the most extra base hits SEMO accumulated in a four-game stretch since it had 22 (14 doubles, 1 triple, 7 home runs) between its doubleheaders with Eastern Kentucky and SIU Edwardsville in 2019.

## First Midweek Win

Southeast Missouri picked up its first midweek win of the season when it used a five-run fifth inning to propel a 6-1 victory at Saint Louis (Mar. 24). SEMO's win came in Mark Redburn's 300th game as the Redhawks head coach.

## First Career Home Run for Wrigley

Freshman Kynzie Wrigley's first career home run gave Southeast Missouri an early lead in its recent win over Saint Louis (Mar. 24). Wrigley led off the third inning with a solo shot to left field. She became the eighth different Redhawk to hit a home run this year.

## Ellis Nabs First OVC Player of the Week Honor

Senior first baseman Ashley Ellis was named Ohio Valley Conference Co-Player of the Week on Mar. 15. A native of Arnold, Missouri, Ellis hit .300 with three home runs, three runs scored and seven RBI to lead SEMO to a series sweep of Tennessee Tech (Mar. 12-13). She hit a two-run home run in game one of the series before slugging two more homers with two runs scored and five RBI in game three.





Ellis also boasted a 1.200 slugging percentage and increased her home run total to five this season and 39 in her career. The OVC Player of the Week honor is the first in Ellis' career. Eastern Kentucky's Vianna Barron (Co-Player) and UT Martin's Alexis Groet (Pitcher) rounded out the week's honorees.

## Davis Saves the Day

Left-hander Marisa Davis is second in the Ohio Valley Conference and ranks 24th in the nation in saves. Davis has three saves this year. Prior to 2021, she had no saves in 20 relief appearances during her first two seasons as a Redhawk.

## Home Run Fun

Southeast Missouri hit a home run in 12 of its last 20 contests. The Redhawks had multiple home runs a total of 15 times this year. Nine different players have homered for SEMO this season. The Redhawks are second in the Ohio Valley Conference with 42 home runs through 40 games. They are one of three OVC teams with 40 or more home runs this season. Eastern Illinois (52) and Eastern Kentucky (40) are the others.

## Celebrating 200 Starts

Rachel Anderson's 200th career start in center field came on Mar. 13, the day Southeast Missouri completed its sweep of Tennessee Tech. Anderson, who has never missed a start in her career, has a total of 224. She became the sixth player in program history to start over 200 career games. Anderson is the school's all-time career leaders in games started.

## Holman Gets First Win

Paytience Holman pitched a two-hit complete game shutout to earn her first win of the season at Tennessee Tech (Mar. 12). Holman struck out two and walked two in seven scoreless innings. It was the fourth complete game of her career and fourth overall by Redhawk pitchers this season.

## March 12

Southeast Missouri's 7-0 and 4-1 victories over Tennessee Tech (Mar. 12) was the day exactly one year from the time a global COVID-19 pandemic brought college athletics to an abrupt halt. On Mar. 12, 2020, the NCAA

canceled its men's and women's basketball tournaments and conferences across the country changed plans for games in the months ahead. That decision affected championships in all winter and spring sports, including softball. Southeast Missouri's flight was on its descent to the Tampa International Airport for a tournament hosted by the University of South Florida the day the Redhawks learned their 2020 season was canceled.

## OVC Opening Series Win

The Redhawks opened Ohio Valley Conference play with a 2-1 series win over Austin Peay (Mar. 5-6) last weekend in Cape Girardeau. Southeast Missouri won games one (6-5) and three (8-0). With its victory on Mar. 5, the Redhawks improved to 19-10 all-time in OVC openers and opened league play with a win for the eighth time in 11 seasons. SEMO did not play any conference games in 2020 due to COVID-19.

## That's Four for Redburn

For the fourth time in his career as Southeast Missouri's head coach, Mark Redburn started Ohio Valley Conference play with a series win. Redburn's teams did just that in 2016 (2-1 vs. Murray State), 2018 (2-0, vs. Tennessee Tech), 2019 (2-0, vs. Tennessee State) and 2021 (2-1, vs. Austin Peay).

## Rook Tosses Gem

Rachel Rook pitched a one-hit complete game shutout with six strikeouts in Southeast Missouri's series-clinching 8-0 win over Austin Peay (Mar. 6). Rook put together a masterful performance retiring the first eight hitters she faced. Only three Governors reached base against her. Rook no-hit APSU for 4.2 innings and retired 18 of the 21 hitters she faced. She also retired the Governors in order during four of her six innings.

## Tucker Homers for First Career Hit

Shortstop Alyson Tucker's first career hit was the Redhawks decisive home run in their 6-5 game one victory over Austin Peay (Mar. 5). Southeast Missouri trailed, 5-4, when Tucker hit a two-run home run to left field with one out in the bottom of the fifth inning to give the Redhawks the lead. She had a hit in all three games of SEMO's series against the Governors.

## Great Feeling

When the Redhawks beat Austin Peay, 6-5, on Mar. 5, they celebrated their first Ohio Valley Conference victory in 672 days. Southeast Missouri did not get a chance to play any OVC games in 2020 when its season was shortened due to COVID-19. Prior to last weekend, Morehead State was SEMO's last conference opponent on May 3, 2019. The Redhawks swept the Eagles to claim a share of the 2019 OVC regular-season title in Cape Girardeau that night.

## 150th Win

Mark Redburn picked up his 150th career win as Southeast Missouri's head coach when the Redhawks earned their first victory of the season with a 6-2 victory over North Dakota State (Feb. 26). Redburn is 175-144 in his seventh year at SEMO. The Redhawks put together an overall record of 117-57 and 53-17 mark in Ohio Valley Conference play since the 2018 campaign. Redburn, the reigning OVC Coach of the Year, guided SEMO to its first OVC regular-season and tournament titles, and NCAA Tournament in 20 years during the 2019 campaign.

## Team 45

The 2021 campaign is the 45th season of Southeast Missouri softball. SEMO's softball program has an all-time record of 1,146-837-3. The Redhawks are 786-714-2 all-time since moving to the NCAA Division I ranks in 1992.

## 10 or More Hits

Southeast Missouri pounded out 10 or more hits a total of 14 times this season and is 11-3 in those contests. The Redhawks finished with a season-high 15 hits at SIU Edwardsville (Apr. 10).

## Career Record Watch

Rachel Anderson, Southeast Missouri's all-time career leader in triples (31), batting average (.412), slugging percentage (.701), on-base percentage (.503), hits (269), walks (106), total bases (458), runs scored (171) and games started (224), is looking to do more damage on the record books this year. Anderson is also second in stolen bases (69), behind Lisa Thornton (82, 1987-90).



# SOUTHEAST MISSOURI SOFTBALL NOTES // JACKSONVILLE STATE

## Numerical

No.	Name	Pos.	Ht.	B/T	Cl.	Hometown (High School/College)
1	Jillian Anderson	OF	5-4	L/L	Fr.	Rochester, Ill. (Rochester)
2	Rachel Anderson	OF	5-3	L/R	Sr.	Edwardsville, Ill. (Edwardsville)
3	Kimmy Wallen	OF	5-7	L/R	Fr.	Park Hills, Mo. (Central)
4	Alyson Tucker	INF/P	5-5	R/R	So.	Farmington, Mo. (Farmington)
5	Kileigh Grisham	INF	5-7	R/R	Fr.	Eureka, Mo. (Eureka)
6	Marisa Davis	P	5-4	L/L	So.	Kansas City, Mo. (Lee's Summit North)
7	Karsyn Davis	C	5-11	R/R	Fr.	Harrisburg, Ill. (Harrisburg)
8	Abby Rollet	OF	5-7	L/R	Jr.	Perryville, Mo. (Notre Dame/Jefferson College)
9	Rachel Rook	P	5-11	R/R	Jr.	Republic, Mo. (Republic)
10	Ashley Emert	C/INF	5-10	R/R	Jr.	East Peoria, Ill. (East Peoria/Illinois State)
11	Danina Marton	OF	5-10	R/R	Jr.	Northridge, Calif. (Grover Cleveland)
12	Katie Dreiling	P/INF	5-9	L/R	Fr.	Jonesboro, Ark. (Valley View)
14	Kaylee Anderson	INF/P	5-7	R/R	Jr.	Warrenton, Mo. (Warrenton)
15	Austine Pauley	INF	5-6	R/R	Sr.	St. Charles, Mo. (Francis Howell North/Lindenwood)
16	Abigail Rickermann	INF	5-6	L/R	Fr.	Festus, Mo. (Festus)
17	Kelby Robinson	OF	5-6	L/R	Fr.	Wentzville, Mo. (Holt)
19	Paytience Holman	P	5-8	R/R	Fr.	Mexico, Mo. (Mexico)
21	Chelsy Pena	C	5-6	R/R	So.	Columbia, Ill. (Columbia)
22	Amanda Hansen	P/INF	6-0	R/R	Fr.	Wentzville, Mo. (Holt)
24	Kynzie Wrigley	INF	5-3	L/R	Fr.	Mt. Zion, Ill. (Mt. Zion)
26	Ashley Ellis	INF	5-8	R/R	Sr.	Arnold, Mo. (Fox)
27	Anna Griffin	INF	6-1	R/R	So.	Bentonville, Ark. (Bentonville West)

## Numerical

No.	Name	Pos.	Ht.	B/T	Cl.	Hometown (High School/College)
1	Jillian Anderson	OF	5-4	L/L	Fr.	Rochester, Ill. (Rochester)
14	Kaylee Anderson	INF/P	5-7	R/R	Jr.	Warrenton, Mo. (Warrenton)
2	Rachel Anderson	OF	5-3	L/R	Sr.	Edwardsville, Ill. (Edwardsville)
7	Karsyn Davis	C	5-11	R/R	Fr.	Harrisburg, Ill. (Harrisburg)
6	Marisa Davis	P	5-4	L/L	So.	Kansas City, Mo. (Lee's Summit North)
12	Katie Dreiling	P/INF	5-9	L/R	Fr.	Jonesboro, Ark. (Valley View)
26	Ashley Ellis	INF	5-8	R/R	Sr.	Arnold, Mo. (Fox)
10	Ashley Emert	C/INF	5-10	R/R	Jr.	East Peoria, Ill. (East Peoria/Illinois State)
27	Anna Griffin	INF	6-1	R/R	So.	Bentonville, Ark. (Bentonville West)
5	Kileigh Grisham	INF	5-7	R/R	Fr.	Eureka, Mo. (Eureka)
22	Amanda Hansen	P/INF	6-0	R/R	Fr.	Wentzville, Mo. (Holt)
19	Paytience Holman	P	5-8	R/R	Fr.	Mexico, Mo. (Mexico)
11	Danina Marton	OF	5-10	R/R	Jr.	Northridge, Calif. (Grover Cleveland)
15	Austine Pauley	INF	5-6	R/R	Sr.	St. Charles, Mo. (Francis Howell North/Lindenwood)
21	Chelsy Pena	C	5-6	R/R	So.	Columbia, Ill. (Columbia)
17	Kelby Robinson	OF	5-6	L/R	Fr.	Wentzville, Mo. (Holt)
8	Abby Rollet	OF	5-7	L/R	Jr.	Perryville, Mo. (Notre Dame/Jefferson College)
9	Rachel Rook	P	5-11	R/R	Jr.	Republic, Mo. (Republic)
16	Abigail Rickermann	INF	5-6	L/R	Fr.	Festus, Mo. (Festus)
4	Alyson Tucker	INF/P	5-5	R/R	So.	Farmington, Mo. (Farmington)
3	Kimmy Wallen	OF	5-7	L/R	Fr.	Park Hills, Mo. (Central)
24	Kynzie Wrigley	INF	5-3	L/R	Fr.	Mt. Zion, Ill. (Mt. Zion)

**Head Coach:** Mark Redburn (Seventh Year/Missouri-St. Louis, 1993)

**Assistant Coaches:** Kristen Jones (Sixth Year/Augusta State, 2012); Matthew Guemmer (Second Year, Missouri, 2013)

**Student Manager:** Jessica Gilbert

## Roster Breakdown

Total Squad Members	22
Seniors	3
Juniors	5
Sophomores	4
Freshmen	10

## Pronunciation Guide

Katie Dreiling	Dry-ling
Austine Pauley	Aus-TEEN
Abby Rollet	Roll-AYE


## Geographical Breakdown

Arkansas	2
Anna Griffin, Katie Dreiling	
California	1
Danina Martin	
Illinois	6
Jillian Anderson, Rachel Anderson, Karsyn Davis, Ashley Emert, Chelsy Pena, Kynzie Wrigley	
Missouri	13
Kimmy Wallen, Alyson Tucker, Kileigh Grisham, Marisa Davis, Abby Rollet, Rachel Rook, Kaylee Anderson, Austine Pauley, Abigail Rickermann, Kelby Robinson, Paytience Holman, Amanda Hansen, Ashley Ellis	



1

**Jillian Anderson**  
OF / 5-4 / Fr. / L/L  
Rochester, Ill.



2

**Rachel Anderson**  
OF / 5-3 / Sr. / L/R  
Edwardsville, Ill.



3

**Kimmy Wallen**  
OF / 5-7 / Fr. / L/R  
Park Hills, Mo.



4

**Alyson Tucker**  
INF/P / 5-5 / So. / R/R  
Farmington, Mo.




5

**Kileigh Grisham**  
INF / 5-7 / Fr. / R/R  
Eureka, Mo.



6

**Marisa Davis**  
P / 5-4 / So. / L/L  
Kansas City, Mo.




7

**Karsyn Davis**  
C / 5-11 / Fr. / R/R  
Harrisburg, Ill.



8

**Abby Rollet**  
OF / 5-7 / Jr. / L/R  
Perryville, Mo.



9

**Rachel Rook**  
P / 5-11 / Jr. / R/R  
Republic, Mo.



10

**Ashley Emert**  
C/INF / 5-10 / Jr. / R/R  
East Peoria, Ill.




11

**Danina Marton**  
OF / 5-10 / Jr. / R/R  
Northridge, Calif.




12

**Katie Dreiling**  
P/INF / 5-7 / Jr. / R/R  
Jonesboro, Ark.



14

**Kaylee Anderson**  
INF/P / 5-7 / Jr. / R/R  
Warrenton, Mo.



15

**Austine Pauley**  
INF / 5-6 / Sr. / R/R  
St. Charles, Mo.




16

**Abigail Rickermann**  
INF / 5-6 / Fr. / L/R  
Festus, Mo.




17

**Kelby Robinson**  
OF / 5-6 / Fr. / L/R  
Wentzville, Mo.



19

**Paytience Holman**  
P / 5-8 / Fr. / R/R  
Mexico, Mo.




21

**Chelsy Pena**  
C / 5-6 / So. / R/R  
Columbia, Ill.




22

**Amanda Hansen**  
P/INF / 6-0 / Fr. / R/R  
Wentzville, Mo.



24

**Kynzie Wrigley**  
INF / 5-3 / Fr. / L/R  
Mt. Zion, Ill.



26

**Ashley Ellis**  
INF / 5-8 / Sr. / R/R  
Arnold, Mo.



27

**Anna Griffin**  
INF / 6-1 / So. / R/R  
Bentonville, Ark.



**Mark Redburn**  
Head Coach  
Seventh Year



**Kristen Jones**  
Assistant Coach  
Sixth Year



**Matthew Guemmer**  
Assistant Coach  
Second Year



**Jessica Gilbert**  
Student Manager







**M**ark Redburn enters his seventh year at Southeast Missouri which is again ready to defend its Ohio Valley Conference regular-season and tournament crowns.

In the last two plus seasons, the Redhawks put together an overall record of 91-43 and 32-12 mark in OVC play. In over five years with Redburn at the helm, SEMO has produced one NFCA All-American, six NFCA All-Region selections, 11 All-OVC picks, one OVC Player of the Year, one OVC Tournament Most Valuable Player and two CoSIDA Academic All-Americans.

SEMO was off to a great start and had all the makings for a big 2020 campaign, but a global COVID-19 pandemic shut its season down only 17 games in.

The Redhawks won nine in

a row and posted a 9-1 record in their first 10 games of the season. SEMO finished with an overall record of 12-5 and did not get a chance to play any OVC games when play was cancelled.

Although the 2020 season lasted just 23 days (Feb. 14-Mar. 8), the Redhawks accomplished a lot in a short amount of time.

SEMO led the Ohio Valley Conference in slugging percentage (.528), on-base percentage (.411), triples (14), stolen bases (41), hits allowed (84) and earned runs allowed (40). The Redhawks also rated second in the league in batting average (.310), home runs (19), opposing batting average (.204), runs allowed (51), stolen bases per game (2.4) and triples per game (0.8).

Nationally, SEMO was among the top 25 in triples per game

(2nd), stolen bases per game (8th, 2.4), scoring (16th, 6.7), slugging percentage (21st) and on-base percentage (24th).

Individually, Rachel Anderson led the OVC in batting average (.480), slugging percentage (.880), on-base percentage (.541) and triples (5) following a season that culminated with her winning the league's coveted Player of the Year honor. Anderson, who didn't strike out all year, capped her 2020 campaign as only the sixth player in program history to claim First-Team CoSIDA Academic All-America accolades.

Pitcher Rachel Rook was atop the OVC in earned run average (0.70) and opposing batting average (.119), while Ashley Ellis ended the year as the league's leader in home runs (8).

Redburn guided SEMO to

its first OVC regular-season and tournament championship, and NCAA Regional appearance in 20 years the year before that in 2019..

What a year 2019 was for SEMO which set an all-time program record with 46 wins, the only 40-win season in the school's entire NCAA Division I era. The Redhawks went 46-18 overall and 17-5 in the OVC before going 1-2 at the NCAA Regional in Oxford, Mississippi.

SEMO had so much to celebrate over the course of its magical 2019 campaign.

Redburn and his staff were honored as the National Fastpitch Coaches Association (NFCA) Mideast Region Coaching Staff of the Year. For Redburn himself, he was voted OVC Coach of the Year for the first time in his career.

Four players earned All-OVC





honors, three claimed NFCA All-Region accolades and one garnered NFCA All-America distinction. Outfielder Rachel Anderson became SEMO's first All-American in 28 years and the program's first All-American in the NCAA Division I tenure. TEAM 43 was also recognized by the NFCA for achieving the fourth highest grade point average among all NCAA Division I schools. SEMO recorded a team GPA of 3.678 with 17 players securing NFCA All-America Scholar-Athlete honors.

Redburn certainly has the Redhawks trending in the right direction as his teams averaged nearly 40 wins (39.5) in the last two seasons alone. SEMO put together a 79-38 (.678) record and went 32-12 (.727) in conference play over that span.

Statistically, SEMO's 2019 team broke a total of 17 single-season records in slugging percentage (.510), on-base percentage (.382), game played (64), runs (363), hits (501), home runs (74), RBI (318), total bases (850), walks (180), stolen bases (89), stolen base attempts (117), wins (46), saves (11), batters struck out (331), batters struck out looking (90), innings pitched (414) and putouts (1242).

In 18 years as an NCAA Division I head coach, Division I assistant coach and National Junior College Athletic Association (NJCAA) head coach, Redburn has made 13 postseason appearances which include one NCAA Women's College World Series, two NCAA Super-Regionals, four NCAA Regionals and two NJCAA

National Tournaments.

In 2018, the Redhawks finished at 33-20 overall and fourth in the OVC with a 15-7 mark. SEMO locked down its first winning campaign in seven years.

The Redhawks heated up to win 11 of their final 14 regular-season games and advanced to the eight-team OVC Tournament.

SEMO's 2018 club finished with a 74 RPI among the nation's 296 NCAA Division I softball teams, quite a jump from its 173 ranking in 2017. The Redhawks collected eight doubleheader sweeps along the way.

Defensively, SEMO improved tremendously. After ranking eighth in the OVC in fielding percentage a year ago, the Redhawks were the league's second-best fielding team in 2018. SEMO had 43 errors and committed 16 less than it did in 2017. The Redhawks went error free in 25 games equating to 47 percent of their entire season.

The year before that, SEMO finished the 2017 campaign among the school's top single-season leaders in slugging percentage (6th, .427), on-base percentage (5th, .356), triples (4th, 21), home runs (9th, 31), total bases (9th, 567), stolen bases (2nd, 65), stolen base attempts (1st, 88), opponent batting average (7th, .282), strikeouts/7 innings (7th, 4.17), strikeouts (10th, 194), strikeouts looking (3rd, 61) fewest doubles allowed (8th, 49), fielding percentage (8th, .960), fewest errors (7th, 59) and fewest stolen bases against (3rd, 38).

Redburn picked up his 200th

career victory when SEMO beat Austin Peay, 7-4, on Apr. 30, 2016. His 2016 club ranked among the school's top-10 teams in doubles (6th, 69), stolen bases (3rd, 58), walks (8th, 138), home runs (6th, 35) and slugging percentage (6th, .412).

In his first season, Redburn led the Redhawks to an overall record of 19-27 and 12-12 in OVC play during 2015. His 19 victories came after SEMO won no more than 15 games in each of the previous two seasons. Redburn's first club at Southeast also had 12 OVC wins, a +9 increase from the 2014 campaign. In addition, the Redhawks made the OVC Tournament, snapping a streak of three years where they missed the event.

Not only did Redburn earn his 100th career NCAA Division I win in his inaugural season with the Redhawks, but he coached three All-OVC selections and one NFCA All-Region honoree.

Statistically, SEMO finished among the top-five OVC teams in batting average (3rd), slugging percentage (5th), on-base percentage (5th) and hits (5th). The 2015 Redhawks also broke two single-season records with Kayla Fortner establishing new marks



## ■ The Redburn File

### Experience:

19th Year (Seventh at SEMO)

### Hometown:

St. Charles, Mo.

### Birthdate:

April 19, 1967

### Alma Mater:

Missouri-St. Louis, 1993

### Education:

B.S. Special Education (Missouri-St. Louis)  
Master's Higher Education in Athletics/  
Activities Administration (William Woods)

### Date Hired:

June 26, 2014

### Family:

Wife - Tracy  
Children - Joe, Jack

### Coaching Experience:

St. Charles CC, Head Coach, 2002-04  
Jefferson College, Head Coach 2005-06  
Missouri, Assistant Coach, 2007-09  
Evansville, Head Coach, 2010-14  
Southeast Missouri, Head Coach, 2015-pr.



## SOUTHEAST MISSOURI SOFTBALL NOTES // JACKSONVILLE STATE

in home runs and single-game mark and set a single-game school record with six home runs, as well.

Academically, the Redhawks accumulated a 3.35 grade point average during the 2014-15 academic year as a total of nine players earned NFCA All-America Scholar-Athlete status for achieving a 3.5 or higher GPA.

Redburn coached a total of four first-team All-OVC selections, three second-team All-OVC picks, one OVC Freshman of the Year, three NFCA All-Region honorees and three OVC All-Newcomer selections in his first four years as SEMO's head coach.

The fourth head coach in Redhawk softball history, Redburn won 90 games in five years as head coach at the University of Evansville before accepting the job at Southeast on June 26, 2014.

In 2014, Redburn coached a UE team with five starters that were underclassmen, including four freshmen and one sophomore. The Purple Aces achieved their highest batting average since 2007. Additionally, UE had a freshman lead the team in stolen bases and home runs.

Despite a season that allowed 53 games, the 2013 team had its best season in Redburn's five years at UE. Entering the Missouri Valley Conference Tournament as the No. 7 seed, the Purple Aces beat the No. 6, No. 3 and No. 2 seeds to make their first MVC Championship appearance since

2003. UE finished second with three players garnering All-Tournament team honors.

The 2013 campaign resulted in the most overall wins in a season since 2008 and the best regular-season and conference tournament finish since Redburn's arrival. UE continued its aggressive baserunning with 89 stolen bases, ranking second in the MVC. The pitching staff also rated fourth in the conference.

Redburn's 2012 club saw improvement as well, winning more games than it had the previous season. The Purple Aces stole 79 bases and had two all-conference and one National Fastpitch Coaches Association All-Region selection that year. In 2011, Redburn exposed a young and inexperienced team to some of the top programs in the nation as UE played one of its most difficult schedules. Tennessee, Georgia Tech, Missouri, Ohio State, Texas Tech, South Alabama and Chattanooga were among the stiff competition.

Redburn quickly started to transform the UE program during his first year in 2010. The Purple Aces secured a berth in the MVC Tournament after winning 10 conference games. UE led the MVC with 31 doubles and hit 36 home runs, while producing two all-conference picks.

Academically, Redburn's teams consistently enjoyed success. In fact, each of his last four UE teams accumulated a 3.1 or higher grade point average. He had several student-athletes

obtain over a 3.5 GPA and earn academic recognition along the way.

Prior to UE, Redburn spent three years as an assistant coach at the University of Missouri working primarily with the pitchers and catchers, and serving as recruiting coordinator.

He was part of a coaching staff that compiled an overall record of 137-53. The Tigers registered a school record for victories (50), won the Big 12 Conference Tournament, won their Regional and defeated host UCLA in the Super Regional to advance to the College World Series in 2009. Overall, Redburn coached four all-conference pitchers, including USA National Team Pitcher Chelsea Thomas at Missouri.

Redburn began his collegiate coaching career as head coach at St. Charles (Mo.) Community College from 2001-04. He led the 2003 team to its first Region 16 championship and

a seventh-place finish at the National Junior College Athletic Association Division I National Tournament. His 2004 squad set a school record with 33 victories.

Following his stay at St. Charles CC, Redburn spent two seasons as head coach of the new softball program at Jefferson College. In the program's first year of competition, 2006, he led Jefferson to a 49-16 record, Region 16 championship and ninth-place finish at the NJCAA Division I National Tournament. Redburn was honored as the Midwest Community College Athletic Conference Coach of the Year following that season.

A native of St. Charles, Missouri, Redburn graduated from the University of Missouri-St. Louis in 1993 and received his master's degree in Athletics/Activities Administration from William Woods University.

He and his wife, Tracy, have two sons, Joe and Jack.





## Redburn's Year-by-Year Records

Year	School	Assignment	Record	Conference Finish	Postseason
2002	St. Charles CC	Head Coach	16-21	3rd	Region XVI Runner-Up
2003	St. Charles CC	Head Coach	26-21	2nd	Region XVI Champions 7th NJCAA National Tournament
2004	St. Charles CC	Head Coach	33-16	1st	3rd in Region XVI
2005	Jefferson College	Head Coach	-	Program Preparation Year	-
2006	Jefferson College	Head Coach	49-16	1st Region 16	-
2007	Missouri	Assistant Coach	40-23, 13-4	3rd Big 12	-
2008	Missouri	Assistant Coach	47-17, 11-6	3rd Big 12	-
2009	Missouri	Assistant Coach	50-12, 12-6	2nd Big 12	1st Big 12 Tournament NCAA Midwest Regional Champions NCAA Super Regional Champions 8th in College World Series
2010	Evansville	Head Coach	18-34, 10-16	7th MVC	-
2011	Evansville	Head Coach	12-42, 6-21	9th MVC	-
2012	Evansville	Head Coach	18-37, 8-19	8th MVC	-
2013	Evansville	Head Coach	23-30, 11-12	7th MVC	2nd MVC Tournament
2014	Evansville	Head Coach	19-32, 7-19	10th MVC	-
2015	Southeast Missouri	Head Coach	19-27, 12-12	7th OVC	8th OVC Tournament
2016	Southeast Missouri	Head Coach	16-33, 10-17	10th OVC	-
2017	Southeast Missouri	Head Coach	23-27, 8-14	9th OVC	-
2018	Southeast Missouri	Head Coach	33-20, 15-7	4th OVC	7th OVC Tournament
2019	Southeast Missouri	Head Coach	46-18, 17-5	1st OVC	1st OVC Tournament 3rd NCAA Regional
2020*	Southeast Missouri	Head Coach	12-5	-	-
2021	Southeast Missouri	Head Coach	26-14	21-5 OVC	-

\* Season ended due to a global COVID-19 pandemic

**Overall Record as a Collegiate Coach:** 527-445 (19 years)

**Overall Record as a Head Coach:** 389-393 (16 years)

Record at Southeast Missouri, 175-144, 83-60 Ohio Valley Conference (7 years)

Record at Evansville, 90-175, 42-87 Missouri Valley Conference (5 years)

Record at Jefferson College, 49-16 (1 year)

Record at St. Charles CC: 75-58 (3 years)

Record as Assistant Coach at Missouri: 137-52 (3 years)

### Redburn by the Numbers

- 66 OVC Commissioner's Honor Roll Selections
- 26 NFCA All-America Scholar-Athletes
- 20+ Academic All-Americans
- 11 NJCAA All-Region 16 Players
- 15 OVC Medal of Honor Recipients
- 6 First-Team All-OVC Selections
- 6 All-MVC Players
- 6 MVC Scholar-Athletes
- 6 OVC Players of the Week
- 5 All-Americans
- 5 NFCA All-Region Selections
- 4 OVC Pitchers of the Week
- 4 MCCAC All-Conference Players
- 3 OVC All-Newcomer Selections
- 3 MVC Players of the Week
- 2 Second-Team All-OVC Selections
- 1 OVC Player of the Year
- 1 OVC Freshman of the Year

### Coaching Honors

- 2019 OVC Coach of the Year
- 2019 NFCA Midwest Region Coaching Staff of the Year
- 2009 Midwest Coaching Staff of the Year
- 2006 Region 16 and MCCAC Coach of the Year
- 2003 Region 16 Coach of the Year




**2021 Statistics**

Record: 26-14 Home: 13-4 Away: 11-9 Neutral: 2-1 OVC: 21-5

Player	avg	gp-gs	ab	r	h	2b	3b	hr	rbi	tb	slg%	bb	hp	so	gdp	ob%	sf	sh	sb-att	po	a	e	fld%
12 DREILING, Katie	.372	36-32	94	12	35	7	0	3	16	51	.543	8	0	16	1	.422	0	0	2-2	0	1	0	1.000
2 ANDERSON, Rachel	.368	40-40	117	28	43	6	2	5	28	68	.581	20	5	16	0	.479	0	5	10-15	65	0	1	.985
24 WRIGLEY, Kynzie	.364	33-29	88	18	32	6	0	1	10	41	.466	7	0	10	0	.402	2	0	4-4	37	25	5	.925
3 WALLEN, Kimmy	.324	30-4	34	8	11	2	0	0	2	13	.382	4	0	4	0	.395	0	1	4-6	7	0	1	.875
26 ELLIS, Ashley	.319	40-40	113	20	36	3	0	17	44	90	.796	10	1	27	0	.373	2	0	1-1	201	1	3	.985
4 TUCKER, Alyson	.295	35-35	78	13	23	4	0	2	7	33	.423	10	3	15	0	.396	0	2	3-3	32	50	10	.891
1 ANDERSON, Jillian	.294	39-39	109	19	32	11	1	0	14	45	.413	23	3	20	0	.430	0	0	9-16	56	0	0	1.000
14 ANDERSON, Kaylee	.284	40-40	116	25	33	4	0	9	23	64	.552	6	6	13	0	.349	1	0	3-3	58	4	1	.984
15 PAULEY, Austine	.264	36-34	87	20	23	3	2	3	7	39	.448	6	0	18	1	.309	1	0	4-5	31	54	6	.934
7 DAVIS, Karsyn	.263	29-22	57	3	15	3	0	1	9	21	.368	2	0	8	3	.288	0	0	0-0	122	4	2	.984
16 RICKERMANN, Abigail	.231	30-5	39	9	9	0	0	0	1	9	.231	3	0	6	0	.286	0	2	1-2	10	9	1	.950
10 EMERT, Ashley	.152	21-17	46	2	7	1	0	1	4	11	.239	2	1	13	0	.204	0	0	0-0	23	26	4	.925
21 PENA, Chelsy	.053	23-16	38	1	2	1	0	0	2	3	.079	5	1	6	0	.178	1	2	0-0	126	4	3	.977
-----																							
17 ROBINSON, Kelby	1.000	20-0	2	7	2	0	0	0	0	2	1.000	0	0	0	0	1.000	0	1	8-10	1	0	0	1.000
20 WININGER, Leaha	.167	13-3	12	0	2	0	0	0	2	2	.167	1	0	3	0	.231	0	0	0-0	3	0	0	1.000
27 GRIFFIN, Anna	.143	10-3	14	0	2	0	0	0	1	2	.143	1	0	7	0	.200	0	0	0-0	0	0	0	.000
11 MARTON, Danina	.100	20-1	10	2	1	0	1	0	0	3	.300	0	1	5	0	.182	0	0	1-3	6	0	0	1.000
8 ROLLET, Abby	.000	3-0	2	0	0	0	0	0	0	0	.000	1	0	1	0	.333	0	0	0-0	0	0	0	.000
9 ROOK, Rachel	.000	1-1	0	0	0	0	0	0	0	0	.000	0	0	0	0	.000	0	0	0-0	4	8	3	.800
Totals	.292	40	1056	187	308	51	6	42	170	497	.471	109	21	188	5	.367	7	13	50-70	782	213	40	.961
Opponents	.218	40	989	116	216	38	2	27	106	339	.343	69	23	244	3	.282	10	13	38-43	772	303	54	.952

LOB - Team (249), Opp (206). DPs turned - Team (9), Opp (11). CI - Team (0), Opp (2). IBB - Team (0), Opp (2).

**(All games Sorted by Earned run avg)**

Player	era	w-l	app	gs	cg	sho	sv	ip	h	r	er	bb	so	2b	3b	hr	b/avg	wp	hp	bk	sfa	sha
9 ROOK, Rachel	2.17	17-8	30	24	12	7/1	3	138.2	97	49	43	27	170	23	0	14	.191	7	10	0	6	7
19 HOLMAN, Paytience	3.20	7-6	21	16	5	4/1	0	81.0	80	45	37	27	48	10	1	11	.248	3	7	0	2	3
-----																						
6 DAVIS, Marisa	2.58	2-0	19	0	0	0/1	3	35.1	33	14	13	8	24	4	1	0	.244	2	4	0	2	1
12 DREILING, Katie	7.41	0-0	4	0	0	0/0	0	5.2	6	8	6	7	2	1	0	2	.250	0	2	0	0	2
Totals	2.66	26-14	40	40	17	12/1	6	260.2	216	116	99	69	244	38	2	27	.218	12	23	0	10	13
Opponents	4.35	14-26	40	40	13	2/1	2	257.1	308	187	160	109	188	51	6	42	.292	9	21	0	7	13

PB - Team (3), PENA 2, K. DAVIS 1, Opp (4). SBA/ATT - ROOK (23-27), PENA (22-25), K. DAVIS (15-17), M. DAVIS (8-8), HOLMAN (5-6), DREILING (2-2), WININGER (1-1).



## 2021 Results

Date	Opponent	Score	Inns	Overall	OVC	Pitcher of record	Attend	Time
02-13-21	at Auburn-1	L 0-8	5	0-1-0	0-0-0	ROOK (L 0-1)	-	1:40
02-13-21	at Auburn-2	L 1-5	7	0-2-0	0-0-0	HOLMAN (L 0-1)	370	2:08
02-14-21	at Auburn	L 1-3	7	0-3-0	0-0-0	ROOK (L 0-2)	370	1:54
02-20-21	at Tennessee	L 0-7	7	0-4-0	0-0-0	HOLMAN (L 0-2)	203	1:43
02-20-21	at Tennessee	L 3-5	7	0-5-0	0-0-0	ROOK (L 0-3)	232	1:57
! 02-26-21	vs North Dakota State	w 6-2	7	1-5-0	0-0-0	ROOK (W 1-3)	0	
! 02-26-21	at #24 Arkansas	L 3-9	7	1-6-0	0-0-0	HOLMAN (L 0-3)	570	2:01
! 02-27-21	vs Texas Tech	w 5-3	(8)	2-6-0	0-0-0	ROOK (W 2-3)	489	2:01
! 02-27-21	at #24 Arkansas	L 3-6	7	2-7-0	0-0-0	ROOK (L 2-4)	574	1:34
! 02-28-21	vs Texas Tech	L 1-7	7	2-8-0	0-0-0	ROOK (L 2-5)	427	2:09
* 03-05-21	AUSTIN PEAY	w 6-5	7	3-8-0	1-0-0	M. DAVIS (W 1-0)	162	2:08
* 03-06-21	AUSTIN PEAY-1	L 3-4	7	3-9-0	1-1-0	HOLMAN (L 0-4)	333	2:13
* 03-06-21	AUSTIN PEAY-2	w 8-0	6	4-9-0	2-1-0	ROOK (W 3-5)	345	2:07
* 03-12-21	at Tennessee Tech-1	w 7-0	7	5-9-0	3-1-0	HOLMAN (W 1-4)	125	4:48
* 03-12-21	at Tennessee Tech-2	w 4-1	7	6-9-0	4-1-0	ROOK (W 4-5)	125	1:57
* 03-13-21	at Tennessee Tech	w 8-4	7	7-9-0	5-1-0	ROOK (W 5-5)	135	2:15
03-16-21	at Southern Illinois	L 2-6	7	7-10-0	5-1-0	HOLMAN (L 1-5)	35	2hr
* 03-20-21	at Belmont Bruins-1	w 8-2	7	8-10-0	6-1-0	HOLMAN (W 2-5)	50	2:00
* 03-20-21	at Belmont Bruins-2	w 6-0	7	9-10-0	7-1-0	ROOK (W 6-5)	50	1:50
* 03-21-21	at Belmont Bruins	w 8-4	7	10-10-0	8-1-0	ROOK (W 7-5)	50	2:18
03-24-21	at Saint Louis	w 6-1	7	11-10-0	8-1-0	HOLMAN (W 3-5)	0	2:07
* 03-26-21	MOREHEAD STATE	w 8-0	5	12-10-0	9-1-0	ROOK (W 8-5)	168	1:20
* 03-27-21	MOREHEAD STATE-1	w 10-0	5	13-10-0	10-1-0	HOLMAN (W 4-5)	287	1:22
* 03-27-21	MOREHEAD STATE-2	w 9-1	6	14-10-0	11-1-0	ROOK (W 9-5)	247	1:32
03-31-21	SOUTHERN ILLINOIS	w 5-0	7	15-10-0	11-1-0	ROOK (W 10-5)	132	2:02
* 04-02-21	EASTERN ILLINOIS	w 7-0	7	16-10-0	12-1-0	ROOK (W 11-5)	221	1:41
* 04-03-21	EASTERN ILLINOIS-1	w 3-0	7	17-10-0	13-1-0	HOLMAN (W 5-5)	165	1:48
* 04-03-21	EASTERN ILLINOIS-2	L 1-5	7	17-11-0	13-2-0	ROOK (L 11-6)	150	2:13
* 04-10-21	at SIUE	w 11-2	5	18-11-0	14-2-0	ROOK (W 12-6)	125	1:42
* 04-11-21	at SIUE-1	w 4-2	7	19-11-0	15-2-0	HOLMAN (W 6-5)	-	2:29
* 04-11-21	at SIUE-2	L 5-6	(8)	19-12-0	15-3-0	ROOK (L 12-7)	125	2:41
04-14-21	SAINT LOUIS	w 2-0	7	20-12-0	15-3-0	ROOK (W 13-7)	184	1:34
* 04-17-21	EASTERN KENTUCKY-1	w 8-0	5	21-12-0	16-3-0	ROOK (W 14-7)	263	1:28
* 04-17-21	EASTERN KENTUCKY-2	L 2-6	7	21-13-0	16-4-0	HOLMAN (L 6-6)	256	2:11
* 04-18-21	EASTERN KENTUCKY	L 1-4	7	21-14-0	16-5-0	ROOK (L 14-8)	237	1:57
* 05-01-21	MURRAY STATE-1	w 1-0	7	22-14-0	17-5-0	ROOK (W 15-8)	251	1:33
* 05-01-21	MURRAY STATE-2	w 7-5	7	23-14-0	18-5-0	M. DAVIS (W 2-0)	242	2:06
* 05-02-21	MURRAY STATE	w 3-2	7	24-14-0	19-5-0	ROOK (W 16-8)	227	1:52
* 05-05-21	at UT Martin-1	w 3-1	7	25-14-0	20-5-0	ROOK (W 17-8)	-	1:55
* 05-05-21	at UT Martin-2	w 8-0	6	26-14-0	21-5-0	HOLMAN (W 7-6)	134	1:49

\* = Conference game

! = Razorback Invitational (Fayetteville, Ark.)

() extra inning game



## 2021 Season/Career Statistics

Record: 26-14 Home: 13-4 Away: 11-9 Neutral: 2-1 OVC: 21-5

Player	SEASON													CAREER													
	Avg	G-GS	AB	R	H	2B	3B	HR	RBI	BB	Hbp	SO	Sb-Att	Avg	G-GS	AB	R	H	2B	3B	HR	RBI	BB	Hbp	SO	Sb-Att	
12 DREILING, Katie	.372	36-32	94	12	35	7	0	3	16	8	0	16	2-2	.372	36-32	94	12	35	7	0	3	16	8	0	16	2-2	
2 ANDERSON, Rachel	.368	40-40	117	28	43	6	2	5	28	20	5	16	10-15	.412	224-224	653	171	269	40	31	29	158	106	18	74	69-95	
24 WRIGLEY, Kynzie	.364	33-29	88	18	32	6	0	1	10	7	0	10	4-4	.364	33-29	88	18	32	6	0	1	10	7	0	10	4-4	
3 WALLEN, Kimmy	.324	30-4	34	8	11	2	0	0	2	4	0	4	4-6	.271	44-10	59	11	16	2	0	0	4	6	0	6	7-9	
26 ELLIS, Ashley	.319	40-40	113	20	36	3	0	17	44	10	1	27	1-1	.285	221-221	615	89	175	27	4	51	166	69	6	146	6-7	
4 TUCKER, Alyson	.295	35-35	78	13	23	4	0	2	7	10	3	15	3-3	.295	35-35	78	13	23	4	0	2	7	10	3	15	3-3	
1 ANDERSON, Jillian	.294	39-39	109	19	32	11	1	0	14	23	3	20	9-16	.294	39-39	109	19	32	11	1	0	14	23	3	20	9-16	
14 ANDERSON, Kaylee	.284	40-40	116	25	33	4	0	9	23	6	6	13	3-3	.269	123-94	290	63	78	13	2	13	51	11	13	42	15-16	
15 PAULEY, Austine	.264	36-34	87	20	23	3	2	3	7	6	0	18	4-5	.267	53-51	135	32	36	7	3	5	16	14	1	27	10-12	
7 DAVIS, Karsyn	.263	29-22	57	3	15	3	0	1	9	2	0	8	0-0	.250	34-23	60	3	15	3	0	1	9	3	0	8	0-0	
16 RICKERMANN, Abigail	.231	30-5	39	9	9	0	0	0	1	3	0	6	1-2	.231	30-5	39	9	9	0	0	0	1	3	0	6	1-2	
10 EMERT, Ashley	.152	21-17	46	2	7	1	0	1	4	2	1	13	0-0	.160	58-30	81	11	13	2	1	2	9	9	2	26	5-5	
21 PENA, Chelsy	.053	23-16	38	1	2	1	0	0	2	5	1	6	0-0	.164	82-36	122	13	20	5	0	0	15	11	1	14	3-5	
<hr/>																											
17 ROBINSON, Kelby	1.000	20-0	2	7	2	0	0	0	0	0	0	0	8-10	1.000	20-0	2	7	2	0	0	0	0	0	0	0	8-10	
20 WININGER, Leah	.167	13-3	12	0	2	0	0	0	2	1	0	3	0-0	.133	36-4	30	5	4	1	0	0	3	2	0	6	1-2	
27 GRIFFIN, Anna	.143	10-3	14	0	2	0	0	0	1	1	0	7	0-0	.200	48-16	65	7	13	2	1	2	8	14	0	23	1-1	
11 MARTON, Danina	.100	20-1	10	2	1	0	1	0	0	0	1	5	1-3	.257	58-2	35	10	9	1	1	0	3	2	1	9	4-7	
8 ROLLET, Abby	.000	3-0	2	0	0	0	0	0	0	1	0	1	0-0	.000	3-0	2	0	0	0	0	0	0	1	0	1	0-0	
9 ROOK, Rachel	.000	1-1	0	0	0	0	0	0	0	0	0	0	0-0	.000	6-5	0	0	0	0	0	0	0	0	0	0	0-0	
Totals	.292	40-40	1056	187	308	51	6	42	170	109	21	188	50-70														
Opponents	.218	40-40	989	116	216	38	2	27	106	69	23	244	38-43														

(All games Sorted by Earned run avg)

Player	SEASON														CAREER													
	ERA	W-L	App	GS	CG	Sho	Sv	IP	H	R	ER	BB	SO	ERA	W-L	App	GS	CG	Sho	Sv	IP	H	R	ER	BB	SO		
9 ROOK, Rachel	2.17	17-8	30	24	12	7	3	138.2	97	49	43	27	170	2.22	37-19	100	47	19	12	9	316.0	219	114	100	90	374		
19 HOLMAN, Paytience	3.20	7-6	21	16	5	4	0	81.0	80	45	37	27	48	2.99	9-9	29	21	7	5	0	114.2	111	62	49	40	82		
6 DAVIS, Marisa	2.58	2-0	19	0	0	0	3	35.1	33	14	13	8	24	3.34	4-1	41	2	0	0	3	71.1	71	38	34	24	50		
12 DREILING, Katie	7.41	0-0	4	0	0	0	0	5.2	6	8	6	7	2	7.41	0-0	4	0	0	0	0	5.2	6	8	6	7	2		
Totals	2.66	26-14	40	40	17	12	6	260.2	216	116	99	69	244															
Opponents	4.35	14-26	40	40	13	2	2	257.1	308	187	160	109	188															



**Multiple-Hit Games**

Player	2	3	4	5+	Total
Rachel Anderson	12	1	1	-	14
Katie Dreiling	8	3	-	-	11
Ashley Ellis	9	1	-	-	10
Kaylee Anderson	9	-	-	-	9
Kynzie Wrigley	8	1	-	-	9
Jillian Anderson	6	1	-	-	7
Austine Pauley	5	-	-	-	5
Alyson Tucker	3	1	-	-	4
Karsyn Davis	3	-	-	-	3
Ashley Emert	2	-	-	-	2
Kimmy Wallen	1	-	-	-	1

**Multiple-RBI Games**

Player	2	3	4	5+	Total
Ashley Ellis	6	3	1	3	13
Rachel Anderson	2	3	1	1	7
Kaylee Anderson	4	2	-	-	6
Jillian Anderson	1	2	-	-	3
Katie Dreiling	-	2	-	-	2
Ashley Emert	-	1	-	-	1
Alyson Tucker	1	-	-	-	1
Leaha Winingier	1	-	-	-	1
Kynzie Wrigley	1	-	-	-	1
Karsyn Davis	-	-	1	-	1

**Inning-by-Inning Summary**

Inning	SEMO	Opp.
First	41	22
Second	16	14
Third	33	17
Fourth	19	17
Fifth	34	8
Sixth	33	28
Seventh	9	9
Extra	2	1
Total	187	116

**Inning-by-Inning Summary (OVC Games)**

Inning	SEMO	Opp.
First	35	9
Second	16	3
Third	30	9
Fourth	12	8
Fifth	25	6
Sixth	22	13
Seventh	9	5
Extra	0	1
Total	149	54

**Current Hitting Streaks**

Player	Games	Started
Ashley Ellis	5	5/1

**Current Reached Base Streaks**

Player	Games	Started
Ashley Ellis	5	5/1
Rachel Anderson	4	5/1
Jillian Anderson	3	5/2

**Career Multiple-Hit Games**

Player	2	3	4	5+	Total
Rachel Anderson	66	17	2	-	85
Ashley Ellis	40	7	1	1	49
Kaylee Anderson	16	2	-	-	18
Katie Dreiling	8	3	-	-	11
Kynzie Wrigley	8	1	-	-	9
Austine Pauley	7	-	1	-	8
Jillian Anderson	6	1	-	-	7
Alyson Tucker	3	1	-	-	4
Chelsy Pena	4	-	-	-	4
Karsyn Davis	3	-	-	-	3
Ashley Emert	3	-	-	-	3
Kimmy Wallen	2	-	-	-	2
Danina Marton	1	-	-	-	1

**Career Multiple-RBI Games**

Player	2	3	4	5+	Total
Ashley Ellis	19	12	6	2	39
Rachel Anderson	19	14	5	1	39
Kaylee Anderson	11	3	1	-	15
Chelsy Pena	3	-	-	-	3
Jillian Anderson	1	2	-	-	3
Austine Pauley	2	-	-	-	2
Ashley Emert	1	1	-	-	2
Katie Dreiling	-	2	-	-	2
Alyson Tucker	1	-	-	-	1
Leaha Winingier	1	-	-	-	1
Kynzie Wrigley	1	-	-	-	1

**1 Jillian Anderson****2021 Season/Career-Highs**

At-Bats.....	4, 7x, last at SIU Edwardsville (4/11/21)
Runs.....	3, at Belmont (3/21/21)
Hits.....	3, vs. Austin Peay (3/6/21)
Doubles.....	2, at Tennessee Tech (3/13/21)
Triples.....	1, at Belmont (3/21/21)
Home Runs.....	-
RBI.....	3, 2x, last at SIU Edwardsville (4/11/21)
Stolen Bases.....	1, 9x, last at UT Martin (5/5/21)

**14 Kaylee Anderson****2021 Season-Highs**

At-Bats.....	5, 2x, last at SIU Edwardsville (4/11/21)
Runs.....	2, 4x, last vs. Morehead State (3/27/21)
Hits.....	2, 9x, last vs. Murray State (5/1/21)
Doubles.....	1, 4x, last at SIU Edwardsville (4/11/21)
Triples.....	-
Home Runs.....	2, at Tennessee Tech (3/12/21)
RBI.....	3, 2x, last at SIU Edwardsville (4/10/21)
Stolen Bases.....	2, at Belmont (3/20/21)

**Hitting Career-Highs**

At-Bats.....	5, 3x, last at SIU Edwardsville (4/11/21)
Runs.....	3, vs. Kansas City (3/1/20)
Hits.....	3, 2x, last vs. Kansas City (3/1/20)
Doubles.....	2, vs. Saint Louis (4/17/19)
Triples.....	1, 2x, last vs. South Carolina State (2/23/20)
Home Runs.....	2, 2x, last at Tennessee Tech (3/12/21)
RBI.....	4, at Tennessee State (3/23/19)
Stolen Bases.....	3, vs. Mississippi Valley State (3/6/20)

**Pitching Career-Highs**

Innings Pitched.....	4.0, 5x, last at Troy (2/15/20)
Fewest Hits.....	0, 3x, last vs. Jacksonville State (5/11/19)
Most Hits.....	8, 2x, last vs. Purdue Fort Wayne (2/14/20)
Fewest Runs.....	0, 14x, last vs. Bryant (3/7/20)
Most Runs.....	9, vs. Purdue Fort Wayne (2/14/20)
Fewest Walks.....	0, 16x, last vs. Bryant (3/7/20)
Strikeouts.....	5, at Tennessee Tech (4/26/19)

**2 Rachel Anderson****2021 Season-Highs**

At-Bats.....	4, 8x, last vs. Murray State (5/1/21)
Runs.....	3, 2x, last vs. Eastern Kentucky (4/17/21)
Hits.....	4, vs. Morehead State (3/26/21)
Doubles.....	2, at Belmont (3/21/21)
Triples.....	1, 2x, last at UT Martin (5/5/21)
Home Runs.....	1, 5x, last vs. Murray State (5/1/21)
RBI.....	5, vs. Morehead State (3/27/21)
Stolen Bases.....	1, 10x, last at UT Martin (5/5/21)

**Career-Highs**

At-Bats.....	5, 4x, last vs. Purdue Fort Wayne (2/14/20)
Runs.....	3, 12x, last vs. Eastern Kentucky (4/17/21)
Hits.....	4, 2x, last vs. Morehead State (3/26/21)
Doubles.....	2, 2x, last at Belmont (3/21/21)
Triples.....	2, 2x, last at Alcorn State (2/25/17)
Home Runs.....	1, 29x, last vs. Murray State (5/1/21)
RBI.....	5, vs. Morehead State (3/27/21)
Stolen Bases.....	4, vs. Kansas City (2/29/20)

**7 Karsyn Davis****2021 Season-Highs**

At-Bats.....	4, at Belmont (3/20/21)
Runs.....	1, 3x, last vs. Eastern Illinois (4/2/21)
Hits.....	2, 3x, last vs. Morehead State (3/27/21)
Doubles.....	2, at Belmont (3/20/21)
Triples.....	-
Home Runs.....	1, vs. Morehead State (3/27/21)
RBI.....	4, at Belmont (3/20/21)
Stolen Bases.....	-

**Career-Highs**

At-Bats.....	4, at Belmont (3/20/21)
Runs.....	1, 3x, last vs. Eastern Illinois (4/2/21)
Hits.....	2, 3x, last vs. Morehead State (3/27/21)
Doubles.....	2, at Belmont (3/20/21)
Triples.....	-
Home Runs.....	1, vs. Morehead State (3/27/21)
RBI.....	4, at Belmont (3/20/21)
Stolen Bases.....	-

**6 Marisa Davis****2021 Season-Highs**

Innings Pitched.....	4.0, at Tennessee Tech (3/12/21)
Fewest Hits.....	0, 5x, last vs. Eastern Illinois (4/3/21)
Most Hits.....	7, at Belmont (3/21/21)
Fewest Runs.....	0, 12x, last vs. Eastern Kentucky (4/18/21)
Most Runs.....	4, at Belmont (3/21/21)
Fewest Walks.....	0, 13x, last vs. Eastern Kentucky (4/18/21)
Strikeouts.....	3, 2x, last at SIU Edwardsville (4/11/21)

**Career-Highs**

Innings Pitched.....	4.0, 2x, last at Tennessee Tech (3/12/21)
Fewest Hits.....	0, 7x, last vs. Eastern Illinois (4/3/21)
Most Hits.....	7, at Belmont (3/21/21)
Fewest Runs.....	0, 23x, last vs. Eastern Kentucky (4/18/21)
Most Runs.....	4, 3x, last at Belmont (3/21/21)
Fewest Walks.....	0, 24x, last vs. Eastern Kentucky (4/18/21)
Strikeouts.....	3, 5x, last at SIU Edwardsville (4/11/21)

**12 Katie Dreiling****2021 Hitting Season/Career-Highs**

At-Bats.....	4, 7x, last vs. Eastern Illinois (4/3/21)
Runs.....	2, 3x, last vs. Morehead State (3/27/21)
Hits.....	3, 3x, last vs. Southern Illinois (3/31/21)
Doubles.....	1, 7x, last vs. Morehead State (3/27/21)
Triples.....	-
Home Runs.....	2, at Belmont (3/20/21)
RBI.....	3, 2x, last vs. Morehead State (3/27/21)
Stolen Bases.....	1, 2x, last at Saint Louis (3/24/21)

**2021 Pitching Season/Career-Highs**

Innings Pitched.....	2.0, at Auburn (2/13/21)
Fewest Hits.....	1, 2x, last vs. Texas Tech (2/28/21)
Most Hits.....	2, 2x, last vs. Austin Peay (3/6/21)
Fewest Runs.....	0, 2x, last vs. Austin Peay (3/6/21)
Most Runs.....	4, 2x, last at Arkansas (2/26/21)
Fewest Walks.....	1, 2x, last vs. Texas Tech (2/28/21)
Strikeouts.....	2, at Auburn (2/13/21)

**26 Ashley Ellis****2021 Season-Highs**

At-Bats.....	4, 7x, last vs. Eastern Kentucky (4/18/21)
Runs.....	2, 3x, last vs. Murray State (5/2/21)
Hits.....	3, at SIU Edwardsville (4/11/21)
Doubles.....	1, 3x, last at SIU Edwardsville (4/11/21)
Triples.....	-
Home Runs.....	2, 4x, last vs. Murray State (5/2/21)
RBI.....	5, 3x, last at UT Martin (5/5/21)
Stolen Bases.....	1, vs. Eastern Illinois (4/3/21)

**Career-Highs**

At-Bats.....	6, vs. Purdue Fort Wayne (2/14/20)
Runs.....	3, 2x, last vs. Purdue Fort Wayne (2/14/20)
Hits.....	3, 6x, last at SIU Edwardsville (4/11/21)
Doubles.....	3, vs. Morehead State (5/3/19)
Triples.....	1, 4x, last at Northern Iowa (2/9/19)
Home Runs.....	2, 8x, last vs. Murray State (5/2/21)
RBI.....	5, 4x, last at UT Martin (5/5/21)
Stolen Bases.....	1, 6x, last vs. Eastern Illinois (4/3/21)



## 10 Ashley Emert

2021 Season-Highs	
At-Bats.....	4, vs. Austin Peay (3/6)
Runs.....	1, 2x, last vs. North Dakota State (2/26)
Hits.....	2, 2x, last at Tennessee (2/20)
Doubles.....	1, at Auburn (2/13)
Triples.....	-
Home Runs.....	1, vs. North Dakota State (2/26)
RBI.....	3, vs. North Dakota State (2/26)
Stolen Bases.....	-

Career-Highs	
At-Bats.....	4, vs. Austin Peay (3/6/21)
Runs.....	3, vs. South Carolina State (2/21/20)
Hits.....	2, 3x, last at Tennessee (2/20/21)
Doubles.....	1, 2x, last at Auburn (2/13/21)
Triples.....	1, vs. South Carolina State (2/21/20)
Home Runs.....	2, vs. North Dakota State (2/26/21)
RBI.....	3, vs. North Dakota State (2/26/21)
Stolen Bases.....	2, vs. South Carolina State (2/21/20)

## 27 Anna Griffin

2021 Season-Highs	
At-Bats.....	3, 2x, last at Arkansas (2/26)
Runs.....	-
Hits.....	1, 2x, last at Belmont (3/20)
Doubles.....	-
Triples.....	-
Home Runs.....	-
RBI.....	1, at Arkansas (2/26)
Stolen Bases.....	-

Career-Highs	
At-Bats.....	4, at Central Arkansas (3/1/19)
Runs.....	1, 7x, last vs. Bryant (3/7/20)
Hits.....	1, 13x, last at Belmont (3/20/21)
Doubles.....	1, 2x, last vs. Kennesaw State (2/14/20)
Triples.....	1, vs. Mississippi Valley State (3/6/20)
Home Runs.....	1, 2x, last at Central Arkansas (3/1/19)
RBI.....	1, 8x, last at Arkansas (2/27/21)
Stolen Bases.....	1, vs. Bryant (3/7/20)

## 5 Kileigh Grisham

2021 Season/Career-Highs	
At-Bats.....	-
Runs.....	-
Hits.....	-
Doubles.....	-
Triples.....	-
Home Runs.....	-
RBI.....	-
Stolen Bases.....	-

## 22 Amanda Hansen

2021 Season/Career-Highs	
Innings Pitched.....	-
Fewest Hits.....	-
Most Hits.....	-
Fewest Runs.....	-
Most Runs.....	-
Fewest Walks.....	-
Strikeouts.....	-

## 19 Paytience Holman

2021 Season	
Innings Pitched.....	7.0, 2x, last vs. Eastern Illinois (4/3)
Fewest Hits.....	0, at Auburn (2/14)
Most Hits.....	10, vs. Eastern Kentucky (4/17)
Fewest Runs.....	0, 8x, last at UT Martin (5/5)
Most Runs.....	7, at Tennessee (2/20)
Fewest Walks.....	0, 6x, last vs. Murray State (5/1)
Strikeouts.....	7, at UT Martin (5/5)

Career-Highs	
Innings Pitched.....	7.0, 3x, last vs. Eastern Illinois (4/3/21)
Fewest Hits.....	0, at Auburn (2/14/21)
Most Hits.....	10, vs. Eastern Kentucky (4/17/21)
Fewest Runs.....	0, 8x, last at UT Martin (5/5/21)
Most Runs.....	7, at Tennessee (2/20/21)
Fewest Walks.....	0, 7x, last vs. Murray State (5/1/21)
Strikeouts.....	14, vs. Mississippi Valley State (3/6/20)

## 11 Danina Marton

2021 Season-Highs	
At-Bats.....	2, vs. Texas Tech (2/28)
Runs.....	1, vs. Eastern Illinois (4/2)
Hits.....	1, at SIU Edwardsville (4/10)
Doubles.....	-
Triples.....	1, at SIU Edwardsville (4/10)
Home Runs.....	-
RBI.....	-
Stolen Bases.....	1, vs. Eastern Illinois (4/3)

Career-Highs	
At-Bats.....	3, 3x, last vs. South Carolina State (2/21/20)
Runs.....	2, at Alabama State (2/21/20)
Hits.....	2, at Alabama State (2/21/20)
Doubles.....	1, vs. UMKC (3/9/19)
Triples.....	1, at SIU Edwardsville (4/10/21)
Home Runs.....	-
RBI.....	1, 3x, last vs. Bryant (3/7/20)
Stolen Bases.....	1, 4x, last vs. Eastern Illinois (4/3/21)

## 15 Austine Pauley

2021 Season-Highs	
At-Bats.....	4, 4x, at SIU Edwardsville (4/11)
Runs.....	2, 2x, last at SIU Edwardsville (4/11)
Hits.....	2, 5x, last vs. Murray State (5/2)
Doubles.....	1, 3x, last vs. Murray State (5/2)
Triples.....	1, 2x, last at SIU Edwardsville (4/10)
Home Runs.....	1, 3x, last vs. Morehead State (3/26)
RBI.....	1, 7x, last vs. Eastern Kentucky (4/17)
Stolen Bases.....	1, 4x, last vs. Murray State (5/2)

Career-Highs	
At-Bats.....	5, 2x, last vs. Kansas City (3/1/20)
Runs.....	2, 5x, last at SIU Edwardsville (4/11/21)
Hits.....	4, vs. Purdue Fort Wayne (2/14/20)
Doubles.....	1, 7x, last vs. Murray State (5/2/21)
Triples.....	1, 3x, last at SIU Edwardsville (4/10/21)
Home Runs.....	1, 5x, last vs. Morehead State (3/26/21)
RBI.....	2, 3x, last vs. Bryant (3/7/20)
Stolen Bases.....	3, vs. Grambling State (2/22/20)

## 21 Chelsy Pena

2021 Season-Highs	
At-Bats.....	4, vs. North Dakota State (2/26)
Runs.....	1, vs. North Dakota State (2/26)
Hits.....	1, 2x, last at Belmont (3/21)
Doubles.....	1, vs. North Dakota State (2/26)
Triples.....	-
Home Runs.....	-
RBI.....	1, 2x, last at Belmont (3/21)
Stolen Bases.....	-

Career-Highs	
At-Bats.....	4, 3x, last vs. North Dakota State (2/26/21)
Runs.....	2, vs. UMKC (3/8/19)
Hits.....	2, 3x, last vs. Mississippi Valley State (3/6/20)
Doubles.....	2, vs. Coppin State (3/2/19)
Triples.....	-
Home Runs.....	-
RBI.....	2, 3x, last vs. Murray State (4/15/19)
Stolen Bases.....	2, vs. Louisiana-Monroe (3/1/19)

## 16 Abigail Rickermann

2021 Season/Career-Highs	
At-Bats.....	4, at Arkansas (2/26/21)
Runs.....	2, vs. Texas Tech (2/27/21)
Hits.....	1, 9x, last at UT Martin (5/5/21)
Doubles.....	-
Triples.....	-
Home Runs.....	-
RBI.....	1, vs. Saint Louis (4/14/21)
Stolen Bases.....	1, vs. Texas Tech (2/27/21)

## 17 Kelby Robinson

2021 Season/Career-Highs	
At-Bats.....	1, 2x, last at UT Martin (5/5/21)
Runs.....	1, 7x, last at UT Martin (5/5/21)
Hits.....	1, 2x, last at UT Martin (5/5/21)
Doubles.....	-
Triples.....	-
Home Runs.....	-
RBI.....	-
Stolen Bases.....	2, 2x, last vs. Eastern Kentucky (4/17/21)

## 8 Abby Rollet

2021 Season/Career-Highs	
At-Bats.....	1, 2x, last vs. Eastern Kentucky (4/17)
Runs.....	-
Hits.....	-
Doubles.....	-
Triples.....	-
Home Runs.....	-
RBI.....	-
Stolen Bases.....	-

## 9 Rachel Rook

2021 Season-Highs	
Innings Pitched.....	7.1, at SIU Edwardsville (4/11)
Fewest Hits.....	0, 3x, last at SIU Edwardsville (4/11)
Most Hits.....	9, at SIU Edwardsville (4/11)
Fewest Runs.....	0, 13x, last vs. Murray State (5/2)
Most Runs.....	6, at Arkansas (2/27)
Fewest Walks.....	0, 13x, last vs. Murray State (5/2)
Strikeouts.....	13, at Belmont (3/20)

Career-Highs	
Innings Pitched.....	7.1, at SIU Edwardsville (4/11/21)
Fewest Hits.....	0, 23x, last at SIU Edwardsville (4/11/21)
Most Hits.....	9, at SIU Edwardsville (4/11/21)
Fewest Runs.....	0, 49x, last vs. Murray State (5/2/21)
Most Runs.....	6, at Arkansas (2/27/21)
Fewest Walks.....	0, 44x, last vs. Murray State (5/2/21)
Strikeouts.....	15, vs. Bryant (3/6/20)

## 4 Alyson Tucker

2021 Season/Career-Highs	
At-Bats.....	4, 2x, last at Belmont (3/21/21)
Runs.....	2, 2x, last at SIU Edwardsville (4/10/21)
Hits.....	3, at Belmont (3/20/21)
Doubles.....	1, 4x, last vs. Eastern Kentucky (4/18/21)
Triples.....	-
Home Runs.....	1, 2x, last vs. Eastern Illinois (4/3/21)
RBI.....	2, vs. Austin Peay (3/5/21)
Stolen Bases.....	1, 3x, last vs. Saint Louis (4/14/21)

## 3 Kimmy Wallen

2021 Season-Highs	
At-Bats.....	4, at Tennessee Tech (3/12)
Runs.....	2, at Tennessee Tech (3/12)
Hits.....	2, at Tennessee Tech (3/12)
Doubles.....	1, 2x, last at UT Martin (5/5)
Triples.....	-
Home Runs.....	-
RBI.....	1, 2x, last vs. Murray State (5/1)
Stolen Bases.....	2, at Tennessee Tech (3/12)



Career-Highs	
At-Bats.....	4, 3x, last at Tennessee Tech (3/12/21)
Runs.....	2, 2x, last at Tennessee Tech (3/12/21)
Hits.....	2, 2x, last at Tennessee Tech (3/12/21)
Doubles.....	1, 2x, last at UT Martin (5/5/21)
Triples.....	-
Home Runs.....	-
RBI.....	1, 4x, last vs. Murray State (5/1/21)
Stolen Bases.....	2, 2x, last at Tennessee Tech (3/12/21)

## 24 Kynzie Wrigley

2021 Season/Career-Highs	
At-Bats.....	4, 9x, last vs. Eastern Kentucky (4/17/21)
Runs.....	2, 2x, last at UT Martin (5/5/21)
Hits.....	3, vs. Austin Peay (3/6/21)
Doubles.....	1, 6x, last at UT Martin (5/5/21)
Triples.....	-
Home Runs.....	1, at Saint Louis (3/24/21)
RBI.....	2, at UT Martin (5/5/21)
Stolen Bases.....	1, 4x, last at UT Martin (5/5/21)

## Southeast Missouri's Record

Overall.....	26-14
At Home.....	13-4
On the Road.....	11-9
At Neutral Sites.....	2-1
Against Non-OVC Opponents.....	5-9
Against OVC Opponents.....	21-5
In Home OVC Games.....	11-4
In Away OVC Games.....	10-1
vs. Ranked Teams.....	0-4
In February.....	2-8
In March.....	13-2
In April.....	6-4
In May.....	5-0
On Mondays.....	0-0
On Tuesdays.....	0-1
On Wednesdays.....	5-0
On Thursdays.....	0-0
On Fridays.....	6-1
On Saturdays.....	12-8
On Sundays.....	3-4
In Day Games.....	24-13
In Night Games.....	2-1
In Extra Inning Games.....	1-1
When Redhawks Score First.....	24-2
When Opponents Score First.....	2-12
vs. Left-Handed Starter.....	3-3
vs. Right-Handed Starter.....	23-11
In 1-Run Games.....	3-2
In 2-Run Games.....	5-2
In 5+ Run Games.....	13-4
Shutouts.....	12-2
When Leading After Six Innings.....	17-0
When Trailing After Six Innings.....	0-13
When Tied After Six Innings.....	2-0
When Redhawks Starter Goes 6 or more Innings.....	11-3
When Redhawks Get 10 or more Hits.....	11-3
When Redhawks Outhit Opponents.....	22-4
When Redhawks Get Outhit.....	3-8
When Hits are Tied.....	1-2
When Scoring 0-2 Runs.....	2-9
When Scoring 3-5 Runs.....	7-5
When Scoring 6-9 Runs.....	15-0
When Scoring 10+ Runs.....	2-0
When Opponents Score 0-2 Runs.....	21-0
When Opponents Score 3-5 Runs.....	5-6
When Opponents Score 6-9 Runs.....	0-8
When Opponents Score 10+ Runs.....	0-0
Without Hitting a Home Run.....	7-10
When Hitting 1 Home Run.....	6-2
When Hitting 2+ Home Runs.....	13-2
Committing 0 Errors.....	13-2
Committing 1 Error.....	8-6
Committing 2+ Errors.....	5-6

## Honors & Awards

### OVC Player of the Week

Ashley Ellis, 1B, Mar. 15  
Ashley Ellis, 1B, Mar. 29

### OVC Pitcher of the Week

Rachel Rook, Mar. 22  
Rachel Rook, Mar. 29





## Game-by-Game Starting Lineups

Opponent	P	C	1B	2B	3B	SS	LF	CF	RF	DP
Auburn	Rook	Pena	Ellis	Pauley	Emert	Tucker	J. Anderson	R. Anderson	K. Anderson	Dreiling
Auburn	Holman	K. Davis	Ellis	Pauley	Emert	Tucker	J. Anderson	R. Anderson	K. Anderson	Dreiling
Auburn	Rook	Pena	Ellis	Pauley	Emert	Tucker	J. Anderson	R. Anderson	K. Anderson	Wrigley
Tennessee	Holman	K. Davis	Ellis	Pauley	Emert	Tucker	J. Anderson	R. Anderson	K. Anderson	Wallen
Tennessee	Rook	Pena	Ellis	Pauley	Emert	Tucker	J. Anderson	R. Anderson	K. Anderson	Griffin
North Dakota State	Rook	Pena	Ellis	Rickermann	Emert	Pauley	J. Anderson	R. Anderson	K. Anderson	Dreiling
Arkansas	Holman	K. Davis	Ellis	Rickermann	Emert	Pauley	J. Anderson	R. Anderson	K. Anderson	Griffin
Texas Tech	Holman	K. Davis	Ellis	Rickermann	Emert	Pauley	J. Anderson	R. Anderson	K. Anderson	Dreiling
Arkansas	Rook	Pena	Ellis	Rickermann	Emert	Pauley	J. Anderson	R. Anderson	K. Anderson	Griffin
Texas Tech	Rook	K. Davis	Ellis	K. Anderson	Emert	Rickermann	Marton	R. Anderson	Wallen	Wininger
Austin Peay	Rook	K. Davis	Ellis	Pauley	Emert	Tucker	J. Anderson	R. Anderson	K. Anderson	Dreiling
Austin Peay	Holman	Pena	Ellis	Pauley	Emert	Tucker	J. Anderson	R. Anderson	K. Anderson	Dreiling
Austin Peay	Rook	K. Davis	Ellis	Wrigley	Emert	Tucker	J. Anderson	R. Anderson	K. Anderson	Dreiling
Tennessee Tech	Holman	K. Davis	Ellis	Wrigley	Pauley	Tucker	J. Anderson	R. Anderson	Wallen	K. Anderson
Tennessee Tech	Rook	Pena	Ellis	Wrigley	Emert	Tucker	J. Anderson	R. Anderson	K. Anderson	Dreiling
Tennessee Tech	Rook	K. Davis	Ellis	Wrigley	Pauley	Tucker	J. Anderson	R. Anderson	K. Anderson	Dreiling
Southern Illinois	Holman	Wininger	Ellis	Wrigley	Pauley	Tucker	J. Anderson	R. Anderson	K. Anderson	Dreiling
Belmont	Holman	K. Davis	Ellis	Wrigley	Pauley	Tucker	J. Anderson	R. Anderson	K. Anderson	Dreiling
Belmont	Rook	Pena	Ellis	Wrigley	Emert	Tucker	J. Anderson	R. Anderson	K. Anderson	Dreiling
Belmont	Rook	K. Davis	Ellis	Wrigley	Pauley	Tucker	J. Anderson	R. Anderson	K. Anderson	Dreiling
Saint Louis	Holman	Wininger	Ellis	Wrigley	Emert	Tucker	J. Anderson	R. Anderson	K. Anderson	Dreiling
Morehead State	Rook	K. Davis	Ellis	Wrigley	Pauley	Tucker	J. Anderson	R. Anderson	K. Anderson	Dreiling
Morehead State	Holman	K. Davis	Ellis	Wrigley	Pauley	Tucker	J. Anderson	R. Anderson	K. Anderson	Dreiling
Morehead State	Rook	Pena	Ellis	Wrigley	Emert	Tucker	J. Anderson	R. Anderson	K. Anderson	Dreiling
Southern Illinois	Rook	K. Davis	Ellis	Wrigley	Pauley	Tucker	J. Anderson	R. Anderson	K. Anderson	Dreiling
Eastern Illinois	Rook	K. Davis	Ellis	Wrigley	Pauley	Tucker	J. Anderson	R. Anderson	K. Anderson	Dreiling
Eastern Illinois	Holman	K. Davis	Ellis	Wrigley	Pauley	Tucker	J. Anderson	R. Anderson	K. Anderson	Dreiling
Eastern Illinois	Rook	Pena	Ellis	Wrigley	Pauley	Tucker	J. Anderson	R. Anderson	K. Anderson	Dreiling
SIU Edwardsville	Rook	K. Davis	Ellis	Wrigley	Pauley	Tucker	J. Anderson	R. Anderson	K. Anderson	Dreiling
SIU Edwardsville	Holman	K. Davis	Ellis	Wrigley	Pauley	Tucker	J. Anderson	R. Anderson	K. Anderson	Dreiling
SIU Edwardsville	Rook	Pena	K. Anderson	Wrigley	Pauley	Tucker	J. Anderson	R. Anderson	Wallen	Ellis
Saint Louis	Holman	Pena	Ellis	Wrigley	Pauley	Tucker	J. Anderson	R. Anderson	K. Anderson	Dreiling
Eastern Kentucky	Rook	K. Davis	Ellis	Wrigley	Pauley	Tucker	J. Anderson	R. Anderson	K. Anderson	Dreiling
Eastern Kentucky	Holman	K. Davis	Ellis	Wrigley	Pauley	Tucker	J. Anderson	R. Anderson	K. Anderson	Dreiling
Eastern Kentucky	Rook	K. Davis	Ellis	Wrigley	Pauley	Tucker	J. Anderson	R. Anderson	K. Anderson	Dreiling
Murray State	Rook	Pena	Ellis	Wrigley	Pauley	Tucker	J. Anderson	R. Anderson	K. Anderson	Dreiling
Murray State	Holman	Pena	Ellis	Wrigley	Pauley	Tucker	J. Anderson	R. Anderson	K. Anderson	Dreiling
Murray State	Rook	Pena	Ellis	Wrigley	Pauley	Tucker	J. Anderson	R. Anderson	K. Anderson	Dreiling
UT Martin	Rook	Pena	Ellis	Wrigley	Pauley	Tucker	J. Anderson	R. Anderson	K. Anderson	Dreiling
UT Martin	Holman	K. Davis	Ellis	Wrigley	Pauley	Tucker	J. Anderson	R. Anderson	K. Anderson	Dreiling
Jacksonville State										
Jacksonville State										
Jacksonville State										



## Game-by-Game Hitting

Opponent	AB	R	H	RBI	2B	3B	HR	BB	IBB	SB	CS	HBP	SAC	SF	GDP	K	PQ	A	E	Avg
<b>Southeast Missouri</b>	<b>14</b>	<b>0</b>	<b>0</b>	<b>0</b>	<b>0</b>	<b>0</b>	<b>0</b>	<b>4</b>	<b>0</b>	<b>0</b>	<b>1</b>	<b>0</b>	<b>0</b>	<b>0</b>	<b>0</b>	<b>7</b>	<b>12</b>	<b>5</b>	<b>4</b>	<b>.000</b>
Auburn	18	8	5	8	0	0	2	5	0	2	0	0	0	1	1	4	15	4	0	.278
<b>Southeast Missouri</b>	<b>28</b>	<b>1</b>	<b>10</b>	<b>1</b>	<b>4</b>	<b>0</b>	<b>0</b>	<b>2</b>	<b>0</b>	<b>0</b>	<b>0</b>	<b>0</b>	<b>0</b>	<b>0</b>	<b>0</b>	<b>12</b>	<b>18</b>	<b>8</b>	<b>1</b>	<b>.238</b>
Auburn	26	5	9	5	2	1	0	1	0	2	1	0	0	0	0	6	21	6	0	.318
<b>Southeast Missouri</b>	<b>25</b>	<b>1</b>	<b>2</b>	<b>0</b>	<b>0</b>	<b>0</b>	<b>0</b>	<b>1</b>	<b>0</b>	<b>0</b>	<b>0</b>	<b>1</b>	<b>0</b>	<b>0</b>	<b>0</b>	<b>6</b>	<b>18</b>	<b>1</b>	<b>1</b>	<b>.179</b>
Auburn	24	3	7	3	2	0	0	2	0	3	0	1	1	0	0	7	21	6	3	.309
<b>Southeast Missouri</b>	<b>22</b>	<b>0</b>	<b>3</b>	<b>0</b>	<b>0</b>	<b>0</b>	<b>0</b>	<b>2</b>	<b>0</b>	<b>0</b>	<b>0</b>	<b>2</b>	<b>0</b>	<b>0</b>	<b>0</b>	<b>9</b>	<b>18</b>	<b>7</b>	<b>1</b>	<b>.169</b>
Tennessee	27	7	9	7	1	0	3	1	0	0	0	0	0	1	0	1	21	5	0	.316
<b>Southeast Missouri</b>	<b>28</b>	<b>3</b>	<b>6</b>	<b>2</b>	<b>0</b>	<b>0</b>	<b>1</b>	<b>0</b>	<b>0</b>	<b>1</b>	<b>0</b>	<b>0</b>	<b>0</b>	<b>0</b>	<b>0</b>	<b>4</b>	<b>18</b>	<b>4</b>	<b>1</b>	<b>.179</b>
Tennessee	23	5	6	4	1	0	2	2	0	5	0	1	0	1	0	7	21	8	1	.305
<b>Southeast Missouri</b>	<b>30</b>	<b>6</b>	<b>8</b>	<b>6</b>	<b>1</b>	<b>0</b>	<b>2</b>	<b>2</b>	<b>0</b>	<b>1</b>	<b>0</b>	<b>1</b>	<b>0</b>	<b>0</b>	<b>0</b>	<b>4</b>	<b>21</b>	<b>5</b>	<b>1</b>	<b>.197</b>
North Dakota State	30	2	8	2	1	0	1	0	0	0	0	0	0	0	0	5	21	11	1	.297
<b>Southeast Missouri</b>	<b>27</b>	<b>3</b>	<b>5</b>	<b>3</b>	<b>1</b>	<b>0</b>	<b>0</b>	<b>1</b>	<b>0</b>	<b>0</b>	<b>0</b>	<b>0</b>	<b>0</b>	<b>0</b>	<b>0</b>	<b>7</b>	<b>18</b>	<b>6</b>	<b>1</b>	<b>.195</b>
Arkansas	23	9	6	9	0	0	3	4	0	0	0	1	2	0	0	3	21	8	1	.292
<b>Southeast Missouri</b>	<b>26</b>	<b>5</b>	<b>6</b>	<b>5</b>	<b>1</b>	<b>0</b>	<b>1</b>	<b>5</b>	<b>0</b>	<b>2</b>	<b>2</b>	<b>0</b>	<b>0</b>	<b>2</b>	<b>0</b>	<b>5</b>	<b>24</b>	<b>6</b>	<b>1</b>	<b>.200</b>
Texas Tech	34	3	10	3	0	1	0	2	0	1	0	2	1	0	0	7	24	13	0	.293
<b>Southeast Missouri</b>	<b>26</b>	<b>3</b>	<b>3</b>	<b>3</b>	<b>0</b>	<b>0</b>	<b>2</b>	<b>0</b>	<b>0</b>	<b>0</b>	<b>1</b>	<b>0</b>	<b>0</b>	<b>0</b>	<b>0</b>	<b>7</b>	<b>18</b>	<b>1</b>	<b>0</b>	<b>.190</b>
Arkansas	25	6	8	6	2	0	2	3	0	0	0	1	0	1	0	5	21	13	3	.296
<b>Southeast Missouri</b>	<b>21</b>	<b>1</b>	<b>4</b>	<b>1</b>	<b>1</b>	<b>0</b>	<b>0</b>	<b>2</b>	<b>0</b>	<b>0</b>	<b>2</b>	<b>3</b>	<b>2</b>	<b>0</b>	<b>0</b>	<b>6</b>	<b>21</b>	<b>10</b>	<b>2</b>	<b>.190</b>
Texas Tech	32	7	11	5	1	0	1	2	0	4	0	3	1	0	0	2	21	7	0	.302
<b>Southeast Missouri</b>	<b>21</b>	<b>6</b>	<b>5</b>	<b>5</b>	<b>0</b>	<b>0</b>	<b>2</b>	<b>4</b>	<b>0</b>	<b>1</b>	<b>1</b>	<b>3</b>	<b>0</b>	<b>0</b>	<b>1</b>	<b>3</b>	<b>21</b>	<b>4</b>	<b>0</b>	<b>.194</b>
Austin Peay	29	5	9	5	4	0	2	2	0	0	0	0	0	0	0	6	18	9	2	.302
<b>Southeast Missouri</b>	<b>29</b>	<b>3</b>	<b>9</b>	<b>3</b>	<b>1</b>	<b>0</b>	<b>2</b>	<b>3</b>	<b>0</b>	<b>0</b>	<b>0</b>	<b>1</b>	<b>0</b>	<b>0</b>	<b>1</b>	<b>1</b>	<b>21</b>	<b>10</b>	<b>3</b>	<b>.205</b>
Austin Peay	30	4	7	3	1	0	1	5	1	0	0	1	0	0	0	4	21	7	1	.296
<b>Southeast Missouri</b>	<b>27</b>	<b>8</b>	<b>13</b>	<b>8</b>	<b>1</b>	<b>0</b>	<b>0</b>	<b>5</b>	<b>0</b>	<b>1</b>	<b>0</b>	<b>1</b>	<b>1</b>	<b>1</b>	<b>0</b>	<b>1</b>	<b>18</b>	<b>1</b>	<b>0</b>	<b>.228</b>
Austin Peay	19	0	1	0	0	0	0	2	0	0	0	0	0	0	0	6	16	8	1	.282
<b>Southeast Missouri</b>	<b>32</b>	<b>7</b>	<b>10</b>	<b>7</b>	<b>2</b>	<b>1</b>	<b>1</b>	<b>4</b>	<b>0</b>	<b>7</b>	<b>0</b>	<b>0</b>	<b>0</b>	<b>0</b>	<b>0</b>	<b>1</b>	<b>21</b>	<b>11</b>	<b>1</b>	<b>.236</b>
Tennessee Tech	23	0	2	0	0	0	0	2	0	0	0	0	0	0	0	2	21	7	2	.270
<b>Southeast Missouri</b>	<b>27</b>	<b>4</b>	<b>6</b>	<b>4</b>	<b>1</b>	<b>0</b>	<b>2</b>	<b>1</b>	<b>0</b>	<b>3</b>	<b>1</b>	<b>1</b>	<b>0</b>	<b>0</b>	<b>0</b>	<b>5</b>	<b>21</b>	<b>11</b>	<b>2</b>	<b>.235</b>
Tennessee Tech	23	1	1	0	0	0	0	2	0	1	0	0	0	0	0	3	21	10	1	.256
<b>Southeast Missouri</b>	<b>28</b>	<b>8</b>	<b>8</b>	<b>7</b>	<b>4</b>	<b>0</b>	<b>2</b>	<b>3</b>	<b>0</b>	<b>1</b>	<b>0</b>	<b>1</b>	<b>0</b>	<b>0</b>	<b>0</b>	<b>4</b>	<b>21</b>	<b>6</b>	<b>0</b>	<b>.238</b>
Tennessee Tech	28	4	7	4	0	0	2	1	0	0	0	0	0	0	0	5	21	10	1	.256
<b>Southeast Missouri</b>	<b>28</b>	<b>2</b>	<b>8</b>	<b>2</b>	<b>1</b>	<b>0</b>	<b>1</b>	<b>1</b>	<b>0</b>	<b>1</b>	<b>0</b>	<b>1</b>	<b>1</b>	<b>0</b>	<b>0</b>	<b>7</b>	<b>18</b>	<b>4</b>	<b>1</b>	<b>.241</b>
Southern Illinois	24	6	5	5	0	0	1	5	0	1	0	3	0	0	0	9	21	9	0	.253
<b>Southeast Missouri</b>	<b>32</b>	<b>8</b>	<b>11</b>	<b>7</b>	<b>5</b>	<b>0</b>	<b>0</b>	<b>1</b>	<b>0</b>	<b>1</b>	<b>0</b>	<b>1</b>	<b>1</b>	<b>0</b>	<b>0</b>	<b>5</b>	<b>21</b>	<b>9</b>	<b>0</b>	<b>.248</b>
Belmont	24	2	4	2	1	0	1	3	0	0	0	1	1	0	0	6	21	10	1	.249
<b>Southeast Missouri</b>	<b>27</b>	<b>6</b>	<b>10</b>	<b>6</b>	<b>3</b>	<b>0</b>	<b>2</b>	<b>4</b>	<b>0</b>	<b>4</b>	<b>1</b>	<b>0</b>	<b>1</b>	<b>1</b>	<b>0</b>	<b>4</b>	<b>21</b>	<b>4</b>	<b>0</b>	<b>.255</b>
Belmont	23	0	2	0	1	0	0	0	0	0	0	0	0	0	0	13	21	8	0	.241
<b>Southeast Missouri</b>	<b>31</b>	<b>8</b>	<b>14</b>	<b>8</b>	<b>3</b>	<b>1</b>	<b>0</b>	<b>6</b>	<b>0</b>	<b>2</b>	<b>2</b>	<b>0</b>	<b>0</b>	<b>1</b>	<b>0</b>	<b>4</b>	<b>21</b>	<b>4</b>	<b>0</b>	<b>.267</b>
Belmont	26	4	7	3	1	0	0	3	0	1	0	2	0	1	0	8	21	6	0	.243
<b>Southeast Missouri</b>	<b>28</b>	<b>6</b>	<b>8</b>	<b>4</b>	<b>2</b>	<b>0</b>	<b>2</b>	<b>5</b>	<b>0</b>	<b>2</b>	<b>1</b>	<b>0</b>	<b>0</b>	<b>0</b>	<b>0</b>	<b>3</b>	<b>21</b>	<b>3</b>	<b>0</b>	<b>.268</b>
Saint Louis	25	1	5	1	1	0	0	0	0	1	0	1	0	0	0	8	21	12	2	.241
<b>Southeast Missouri</b>	<b>23</b>	<b>8</b>	<b>10</b>	<b>8</b>	<b>2</b>	<b>1</b>	<b>3</b>	<b>6</b>	<b>0</b>	<b>1</b>	<b>0</b>	<b>0</b>	<b>0</b>	<b>0</b>	<b>0</b>	<b>3</b>	<b>15</b>	<b>3</b>	<b>1</b>	<b>.274</b>
Morehead State	17	0	1	0	0	0	0	0	0	0	0	0	0	0	0	7	12	5	1	.235
<b>Southeast Missouri</b>	<b>24</b>	<b>10</b>	<b>12</b>	<b>10</b>	<b>2</b>	<b>0</b>	<b>3</b>	<b>3</b>	<b>0</b>	<b>0</b>	<b>0</b>	<b>0</b>	<b>0</b>	<b>0</b>	<b>0</b>	<b>0</b>	<b>15</b>	<b>8</b>	<b>0</b>	<b>.283</b>
Morehead State	16	0	1	0	0	0	0	0	0	0	0	0	0	0	0	4	12	6	1	.230
<b>Southeast Missouri</b>	<b>26</b>	<b>9</b>	<b>10</b>	<b>8</b>	<b>2</b>	<b>0</b>	<b>3</b>	<b>4</b>	<b>0</b>	<b>1</b>	<b>0</b>	<b>0</b>	<b>1</b>	<b>0</b>	<b>0</b>	<b>5</b>	<b>18</b>	<b>4</b>	<b>2</b>	<b>.287</b>
Morehead State	21	1	3	0	1	0	0	1	0	2	1	0	1	0	0	5	16	4	1	.227
<b>Southeast Missouri</b>	<b>26</b>	<b>5</b>	<b>9</b>	<b>3</b>	<b>0</b>	<b>0</b>	<b>0</b>	<b>5</b>	<b>0</b>	<b>0</b>	<b>1</b>	<b>0</b>	<b>0</b>	<b>0</b>	<b>1</b>	<b>6</b>	<b>21</b>	<b>4</b>	<b>2</b>	<b>.290</b>
Southern Illinois	25	0	2	0	0	0	0	2	0	1	0	2	0	0	0	9	18	8	4	.221
<b>Southeast Missouri</b>	<b>25</b>	<b>7</b>	<b>7</b>	<b>7</b>	<b>1</b>	<b>0</b>	<b>2</b>	<b>0</b>	<b>0</b>	<b>0</b>	<b>0</b>	<b>0</b>	<b>0</b>	<b>0</b>	<b>0</b>	<b>5</b>	<b>21</b>	<b>6</b>	<b>1</b>	<b>.289</b>
Eastern Illinois	25	0	4	0	1	0	0	0	0	1	1	0	0	0	0	7	18	6	1	.219
<b>Southeast Missouri</b>	<b>23</b>	<b>3</b>	<b>6</b>	<b>3</b>	<b>0</b>	<b>0</b>	<b>1</b>	<b>0</b>	<b>0</b>	<b>3</b>	<b>0</b>	<b>1</b>	<b>1</b>	<b>0</b>	<b>0</b>	<b>5</b>	<b>21</b>	<b>6</b>	<b>1</b>	<b>.288</b>
Eastern Illinois	23	0	2	0	0	0	0	2	0	0	0	0	1	0	0	6	18	8	0	.214
<b>Southeast Missouri</b>	<b>30</b>	<b>1</b>	<b>10</b>	<b>1</b>	<b>1</b>	<b>0</b>	<b>0</b>	<b>1</b>	<b>0</b>	<b>3</b>	<b>2</b>	<b>2</b>	<b>0</b>	<b>0</b>	<b>0</b>	<b>4</b>	<b>21</b>	<b>6</b>	<b>3</b>	<b>.290</b>
Eastern Illinois	27	5	6	4	2	0	3	1	0	1	1	2	1	0	0	11	21	10	1	.214



## SOUTHEAST MISSOURI SOFTBALL NOTES // JACKSONVILLE STATE

### Game-by-Game Hitting

Opponent	AB	R	H	RBI	2B	3B	HR	BB	IBB	SB	CS	HBP	SAC	SF	GDP	K	PO	A	E	Avg
<b>Southeast Missouri</b>	<b>29</b>	<b>11</b>	<b>15</b>	<b>9</b>	<b>0</b>	<b>2</b>	<b>3</b>	<b>4</b>	<b>0</b>	<b>1</b>	<b>2</b>	<b>0</b>	<b>0</b>	<b>0</b>	<b>0</b>	<b>2</b>	<b>15</b>	<b>1</b>	<b>2</b>	<b>.299</b>
SIU Edwardsville	18	2	3	2	1	0	0	1	0	2	0	0	0	1	0	3	15	8	3	.213
<b>Southeast Missouri</b>	<b>32</b>	<b>4</b>	<b>12</b>	<b>4</b>	<b>1</b>	<b>0</b>	<b>0</b>	<b>7</b>	<b>0</b>	<b>1</b>	<b>1</b>	<b>1</b>	<b>0</b>	<b>1</b>	<b>1</b>	<b>4</b>	<b>21</b>	<b>8</b>	<b>2</b>	<b>.302</b>
SIU Edwardsville	27	2	6	2	1	0	0	4	0	2	0	1	0	0	0	7	21	7	2	.214
<b>Southeast Missouri</b>	<b>37</b>	<b>5</b>	<b>10</b>	<b>5</b>	<b>2</b>	<b>0</b>	<b>0</b>	<b>2</b>	<b>0</b>	<b>1</b>	<b>0</b>	<b>0</b>	<b>1</b>	<b>0</b>	<b>0</b>	<b>5</b>	<b>23</b>	<b>5</b>	<b>3</b>	<b>.300</b>
SIU Edwardsville	29	6	10	5	4	0	0	3	1	2	1	0	2	3	0	7	24	8	6	.219
<b>Southeast Missouri</b>	<b>22</b>	<b>2</b>	<b>3</b>	<b>1</b>	<b>1</b>	<b>0</b>	<b>0</b>	<b>2</b>	<b>0</b>	<b>1</b>	<b>0</b>	<b>0</b>	<b>0</b>	<b>0</b>	<b>0</b>	<b>4</b>	<b>21</b>	<b>6</b>	<b>1</b>	<b>.296</b>
Saint Louis	25	0	4	0	1	0	0	1	0	0	0	0	0	0	1	6	18	8	3	.217
<b>Southeast Missouri</b>	<b>23</b>	<b>8</b>	<b>11</b>	<b>6</b>	<b>0</b>	<b>0</b>	<b>1</b>	<b>1</b>	<b>0</b>	<b>5</b>	<b>1</b>	<b>0</b>	<b>0</b>	<b>0</b>	<b>0</b>	<b>1</b>	<b>15</b>	<b>2</b>	<b>0</b>	<b>.301</b>
Eastern Kentucky	18	0	3	0	0	0	0	0	0	0	0	0	0	0	0	7	12	7	2	.216
<b>Southeast Missouri</b>	<b>30</b>	<b>2</b>	<b>8</b>	<b>2</b>	<b>2</b>	<b>0</b>	<b>0</b>	<b>1</b>	<b>0</b>	<b>0</b>	<b>0</b>	<b>0</b>	<b>0</b>	<b>0</b>	<b>0</b>	<b>6</b>	<b>21</b>	<b>7</b>	<b>2</b>	<b>.300</b>
Eastern Kentucky	32	6	11	6	2	0	1	2	0	1	0	0	0	0	0	3	21	4	2	.221
<b>Southeast Missouri</b>	<b>25</b>	<b>1</b>	<b>5</b>	<b>1</b>	<b>1</b>	<b>0</b>	<b>0</b>	<b>5</b>	<b>0</b>	<b>1</b>	<b>0</b>	<b>0</b>	<b>1</b>	<b>0</b>	<b>1</b>	<b>4</b>	<b>21</b>	<b>5</b>	<b>0</b>	<b>.297</b>
Eastern Kentucky	28	4	8	4	1	0	1	1	0	1	0	1	0	0	1	8	21	9	2	.223
<b>Southeast Missouri</b>	<b>23</b>	<b>1</b>	<b>3</b>	<b>1</b>	<b>0</b>	<b>0</b>	<b>0</b>	<b>1</b>	<b>0</b>	<b>0</b>	<b>0</b>	<b>0</b>	<b>0</b>	<b>0</b>	<b>0</b>	<b>8</b>	<b>21</b>	<b>3</b>	<b>0</b>	<b>.293</b>
Murray State	21	0	1	0	0	0	0	1	0	0	0	0	1	0	0	9	20	5	1	.218
<b>Southeast Missouri</b>	<b>27</b>	<b>7</b>	<b>9</b>	<b>6</b>	<b>0</b>	<b>0</b>	<b>2</b>	<b>2</b>	<b>0</b>	<b>0</b>	<b>0</b>	<b>0</b>	<b>1</b>	<b>1</b>	<b>0</b>	<b>3</b>	<b>21</b>	<b>8</b>	<b>0</b>	<b>.294</b>
Murray State	27	5	8	5	3	0	0	1	0	2	0	0	1	1	0	4	18	8	3	.221
<b>Southeast Missouri</b>	<b>23</b>	<b>3</b>	<b>7</b>	<b>3</b>	<b>3</b>	<b>0</b>	<b>2</b>	<b>4</b>	<b>0</b>	<b>1</b>	<b>0</b>	<b>0</b>	<b>2</b>	<b>0</b>	<b>0</b>	<b>8</b>	<b>21</b>	<b>4</b>	<b>0</b>	<b>.295</b>
Murray State	27	2	6	2	2	0	0	0	0	1	0	0	0	0	0	9	18	5	0	.221
<b>Southeast Missouri</b>	<b>27</b>	<b>3</b>	<b>5</b>	<b>3</b>	<b>0</b>	<b>1</b>	<b>1</b>	<b>1</b>	<b>0</b>	<b>3</b>	<b>0</b>	<b>0</b>	<b>0</b>	<b>0</b>	<b>0</b>	<b>6</b>	<b>21</b>	<b>1</b>	<b>0</b>	<b>.292</b>
UT Martin	25	1	4	1	0	0	1	1	0	1	0	0	0	0	0	8	21	3	1	.219
<b>Southeast Missouri</b>	<b>24</b>	<b>8</b>	<b>7</b>	<b>7</b>	<b>2</b>	<b>0</b>	<b>1</b>	<b>4</b>	<b>0</b>	<b>1</b>	<b>1</b>	<b>1</b>	<b>0</b>	<b>0</b>	<b>0</b>	<b>4</b>	<b>18</b>	<b>6</b>	<b>1</b>	<b>.292</b>
UT Martin	22	0	4	0	0	0	0	1	0	0	0	0	0	0	0	7	18	7	0	.218
<b>Southeast Missouri</b>																				
Jacksonville State																				
<b>Southeast Missouri</b>																				
Jacksonville State																				
<b>Southeast Missouri</b>																				
Jacksonville State																				



## Game-by-Game Pitching

Opponent	IP	H	R	ER	BB	SO	2B	3B	HR	WP	BK	HBP	DP	IBB	Score	W-L	SV	ERA
<b>Southeast Missouri</b>	<b>4.0</b>	<b>5</b>	<b>8</b>	<b>7</b>	<b>5</b>	<b>4</b>	<b>0</b>	<b>0</b>	<b>2</b>	<b>1</b>	<b>0</b>	<b>0</b>	<b>1</b>	<b>0</b>	<b>0-8</b>	<b>0-1</b>	<b>0</b>	<b>15.75</b>
Auburn	5.0	0	0	0	4	7	0	0	0	0	0	0	0	0	8-0	1-0	0	0.00
<b>Southeast Missouri</b>	<b>6.0</b>	<b>9</b>	<b>5</b>	<b>5</b>	<b>1</b>	<b>6</b>	<b>2</b>	<b>1</b>	<b>0</b>	<b>0</b>	<b>0</b>	<b>0</b>	<b>1</b>	<b>0</b>	<b>1-5</b>	<b>0-2</b>	<b>0</b>	<b>10.80</b>
Auburn	7.0	10	1	1	2	12	4	0	0	0	0	0	0	0	5-1	2-0	0	0.75
<b>Southeast Missouri</b>	<b>6.0</b>	<b>7</b>	<b>3</b>	<b>3</b>	<b>2</b>	<b>7</b>	<b>2</b>	<b>0</b>	<b>0</b>	<b>0</b>	<b>0</b>	<b>1</b>	<b>0</b>	<b>0</b>	<b>1-3</b>	<b>0-3</b>	<b>0</b>	<b>8.44</b>
Auburn	7.0	2	1	0	1	6	0	0	0	0	0	1	0	0	3-1	3-0	0	0.47
<b>Southeast Missouri</b>	<b>6.0</b>	<b>9</b>	<b>7</b>	<b>5</b>	<b>1</b>	<b>1</b>	<b>1</b>	<b>0</b>	<b>3</b>	<b>0</b>	<b>0</b>	<b>0</b>	<b>0</b>	<b>0</b>	<b>0-7</b>	<b>0-4</b>	<b>0</b>	<b>6.36</b>
Tennessee	7.0	3	0	0	2	9	0	0	0	0	0	2	1	0	7-0	4-0	0	0.27
<b>Southeast Missouri</b>	<b>6.0</b>	<b>6</b>	<b>5</b>	<b>5</b>	<b>2</b>	<b>7</b>	<b>1</b>	<b>0</b>	<b>2</b>	<b>2</b>	<b>0</b>	<b>1</b>	<b>0</b>	<b>0</b>	<b>3-5</b>	<b>0-5</b>	<b>0</b>	<b>6.25</b>
Tennessee	7.0	6	3	1	0	4	0	0	1	1	0	0	0	0	5-3	5-0	0	0.42
<b>Southeast Missouri</b>	<b>7.0</b>	<b>8</b>	<b>2</b>	<b>2</b>	<b>0</b>	<b>5</b>	<b>1</b>	<b>0</b>	<b>1</b>	<b>0</b>	<b>0</b>	<b>0</b>	<b>0</b>	<b>0</b>	<b>6-2</b>	<b>1-5</b>	<b>0</b>	<b>5.40</b>
North Dakota State	7.0	8	6	6	2	4	1	0	2	0	0	1	0	0	2-6	5-1	0	1.40
<b>Southeast Missouri</b>	<b>6.0</b>	<b>6</b>	<b>9</b>	<b>8</b>	<b>4</b>	<b>3</b>	<b>0</b>	<b>0</b>	<b>3</b>	<b>0</b>	<b>0</b>	<b>1</b>	<b>0</b>	<b>0</b>	<b>3-9</b>	<b>1-6</b>	<b>0</b>	<b>5.98</b>
Arkansas	7.0	5	3	3	1	7	1	0	0	2	0	0	0	0	9-3	6-1	0	1.64
<b>Southeast Missouri</b>	<b>8.0</b>	<b>10</b>	<b>3</b>	<b>2</b>	<b>2</b>	<b>7</b>	<b>0</b>	<b>1</b>	<b>0</b>	<b>0</b>	<b>0</b>	<b>2</b>	<b>0</b>	<b>0</b>	<b>5-3</b>	<b>2-6</b>	<b>0</b>	<b>5.29</b>
Texas Tech	8.0	6	5	5	5	5	1	0	1	0	0	0	0	0	3-5	6-2	0	2.04
<b>Southeast Missouri</b>	<b>6.0</b>	<b>8</b>	<b>6</b>	<b>6</b>	<b>3</b>	<b>5</b>	<b>2</b>	<b>0</b>	<b>2</b>	<b>1</b>	<b>0</b>	<b>1</b>	<b>0</b>	<b>0</b>	<b>3-6</b>	<b>2-7</b>	<b>0</b>	<b>5.47</b>
Arkansas	7.0	3	3	2	0	7	0	0	2	0	0	0	0	0	6-3	7-2	0	2.03
<b>Southeast Missouri</b>	<b>7.0</b>	<b>11</b>	<b>7</b>	<b>6</b>	<b>2</b>	<b>2</b>	<b>1</b>	<b>0</b>	<b>1</b>	<b>0</b>	<b>0</b>	<b>3</b>	<b>1</b>	<b>0</b>	<b>1-7</b>	<b>2-8</b>	<b>0</b>	<b>5.53</b>
Texas Tech	7.0	4	1	1	2	6	1	0	0	0	0	3	0	0	7-1	8-2	0	1.93
<b>Southeast Missouri</b>	<b>7.0</b>	<b>9</b>	<b>5</b>	<b>4</b>	<b>2</b>	<b>6</b>	<b>4</b>	<b>0</b>	<b>2</b>	<b>1</b>	<b>0</b>	<b>0</b>	<b>0</b>	<b>0</b>	<b>6-5</b>	<b>3-8</b>	<b>0</b>	<b>5.38</b>
Austin Peay	6.0	5	6	5	4	3	0	0	2	0	0	3	1	0	5-6	8-3	0	2.24
<b>Southeast Missouri</b>	<b>7.0</b>	<b>7</b>	<b>4</b>	<b>2</b>	<b>5</b>	<b>4</b>	<b>1</b>	<b>0</b>	<b>1</b>	<b>0</b>	<b>0</b>	<b>1</b>	<b>0</b>	<b>1</b>	<b>3-4</b>	<b>3-9</b>	<b>0</b>	<b>5.07</b>
Austin Peay	7.0	9	3	3	3	1	1	0	2	0	0	1	1	0	4-3	9-3	1	2.30
<b>Southeast Missouri</b>	<b>6.0</b>	<b>1</b>	<b>0</b>	<b>0</b>	<b>2</b>	<b>6</b>	<b>0</b>	<b>0</b>	<b>0</b>	<b>0</b>	<b>0</b>	<b>0</b>	<b>0</b>	<b>0</b>	<b>8-0</b>	<b>4-9</b>	<b>0</b>	<b>4.70</b>
Austin Peay	5.1	13	8	8	5	1	1	0	0	0	0	1	0	0	0-8	9-4	1	2.81
<b>Southeast Missouri</b>	<b>7.0</b>	<b>2</b>	<b>0</b>	<b>0</b>	<b>2</b>	<b>2</b>	<b>0</b>	<b>0</b>	<b>0</b>	<b>0</b>	<b>0</b>	<b>0</b>	<b>0</b>	<b>0</b>	<b>7-0</b>	<b>5-9</b>	<b>0</b>	<b>4.33</b>
Tennessee Tech	7.0	10	7	7	4	1	2	1	1	0	0	0	0	0	0-7	9-5	1	3.12
<b>Southeast Missouri</b>	<b>7.0</b>	<b>1</b>	<b>1</b>	<b>0</b>	<b>2</b>	<b>3</b>	<b>0</b>	<b>0</b>	<b>0</b>	<b>0</b>	<b>0</b>	<b>0</b>	<b>0</b>	<b>0</b>	<b>4-1</b>	<b>6-9</b>	<b>1</b>	<b>4.01</b>
Tennessee Tech	7.0	6	4	4	1	5	1	0	2	0	0	1	0	0	1-4	9-6	1	3.18
<b>Southeast Missouri</b>	<b>7.0</b>	<b>7</b>	<b>4</b>	<b>4</b>	<b>1</b>	<b>5</b>	<b>0</b>	<b>0</b>	<b>2</b>	<b>0</b>	<b>0</b>	<b>0</b>	<b>0</b>	<b>0</b>	<b>8-4</b>	<b>7-9</b>	<b>1</b>	<b>4.01</b>
Tennessee Tech	7.0	8	8	7	3	4	4	0	2	0	0	1	1	0	4-8	9-7	1	3.42
<b>Southeast Missouri</b>	<b>6.0</b>	<b>5</b>	<b>6</b>	<b>6</b>	<b>5</b>	<b>9</b>	<b>0</b>	<b>0</b>	<b>1</b>	<b>2</b>	<b>0</b>	<b>3</b>	<b>0</b>	<b>0</b>	<b>2-6</b>	<b>7-10</b>	<b>1</b>	<b>4.17</b>
Southern Illinois	7.0	8	2	2	1	7	1	0	1	0	0	1	0	0	6-2	10-7	1	3.34
<b>Southeast Missouri</b>	<b>7.0</b>	<b>4</b>	<b>2</b>	<b>2</b>	<b>3</b>	<b>6</b>	<b>1</b>	<b>0</b>	<b>1</b>	<b>0</b>	<b>0</b>	<b>1</b>	<b>0</b>	<b>0</b>	<b>8-2</b>	<b>8-10</b>	<b>2</b>	<b>4.04</b>
Belmont	7.0	11	8	7	1	5	5	0	0	1	0	1	1	0	2-8	10-8	1	3.55
<b>Southeast Missouri</b>	<b>7.0</b>	<b>2</b>	<b>0</b>	<b>0</b>	<b>0</b>	<b>13</b>	<b>1</b>	<b>0</b>	<b>0</b>	<b>0</b>	<b>0</b>	<b>0</b>	<b>0</b>	<b>0</b>	<b>6-0</b>	<b>9-10</b>	<b>2</b>	<b>3.81</b>
Belmont	7.0	10	6	6	4	4	3	0	2	0	0	0	0	0	0-6	10-9	1	3.68
<b>Southeast Missouri</b>	<b>7.0</b>	<b>7</b>	<b>4</b>	<b>4</b>	<b>3</b>	<b>8</b>	<b>1</b>	<b>0</b>	<b>0</b>	<b>0</b>	<b>0</b>	<b>2</b>	<b>1</b>	<b>0</b>	<b>8-4</b>	<b>10-10</b>	<b>3</b>	<b>3.82</b>
Belmont	7.0	14	8	8	6	4	3	1	0	1	0	0	1	0	4-8	10-10	1	3.90
<b>Southeast Missouri</b>	<b>7.0</b>	<b>5</b>	<b>1</b>	<b>1</b>	<b>0</b>	<b>8</b>	<b>1</b>	<b>0</b>	<b>0</b>	<b>1</b>	<b>0</b>	<b>1</b>	<b>0</b>	<b>0</b>	<b>6-1</b>	<b>11-10</b>	<b>4</b>	<b>3.68</b>
Saint Louis	7.0	8	6	2	5	3	2	0	2	0	0	0	0	0	1-6	10-11	1	3.81
<b>Southeast Missouri</b>	<b>5.0</b>	<b>1</b>	<b>0</b>	<b>0</b>	<b>0</b>	<b>7</b>	<b>0</b>	<b>0</b>	<b>0</b>	<b>0</b>	<b>0</b>	<b>0</b>	<b>0</b>	<b>0</b>	<b>8-0</b>	<b>12-10</b>	<b>4</b>	<b>3.55</b>
Morehead State	4.0	10	8	8	6	3	2	1	3	0	0	0	0	0	0-8	10-12	1	4.09
<b>Southeast Missouri</b>	<b>5.0</b>	<b>1</b>	<b>0</b>	<b>0</b>	<b>0</b>	<b>4</b>	<b>0</b>	<b>0</b>	<b>0</b>	<b>0</b>	<b>0</b>	<b>0</b>	<b>0</b>	<b>0</b>	<b>10-0</b>	<b>13-10</b>	<b>4</b>	<b>3.43</b>
Morehead State	4.0	12	10	10	3	0	2	0	3	0	0	0	0	0	0-10	10-13	1	4.44
<b>Southeast Missouri</b>	<b>6.0</b>	<b>3</b>	<b>1</b>	<b>1</b>	<b>1</b>	<b>5</b>	<b>1</b>	<b>0</b>	<b>0</b>	<b>0</b>	<b>0</b>	<b>0</b>	<b>0</b>	<b>0</b>	<b>9-1</b>	<b>14-10</b>	<b>4</b>	<b>3.34</b>
Morehead State	5.1	10	9	8	4	5	2	0	3	0	0	0	0	0	1-9	10-14	1	4.65
<b>Southeast Missouri</b>	<b>7.0</b>	<b>2</b>	<b>0</b>	<b>0</b>	<b>2</b>	<b>9</b>	<b>0</b>	<b>0</b>	<b>0</b>	<b>0</b>	<b>0</b>	<b>2</b>	<b>0</b>	<b>0</b>	<b>5-0</b>	<b>15-10</b>	<b>4</b>	<b>3.19</b>
Southern Illinois	6.0	9	5	2	5	6	0	0	0	0	0	0	1	0	0-5	10-15	1	4.56
<b>Southeast Missouri</b>	<b>7.0</b>	<b>4</b>	<b>0</b>	<b>0</b>	<b>0</b>	<b>7</b>	<b>1</b>	<b>0</b>	<b>0</b>	<b>0</b>	<b>0</b>	<b>0</b>	<b>0</b>	<b>0</b>	<b>7-0</b>	<b>16-10</b>	<b>4</b>	<b>3.06</b>
Eastern Illinois	6.0	7	7	6	0	5	1	0	2	0	0	0	0	0	0-7	10-16	1	4.65
<b>Southeast Missouri</b>	<b>7.0</b>	<b>2</b>	<b>0</b>	<b>0</b>	<b>2</b>	<b>6</b>	<b>0</b>	<b>0</b>	<b>0</b>	<b>1</b>	<b>0</b>	<b>0</b>	<b>0</b>	<b>0</b>	<b>3-0</b>	<b>17-10</b>	<b>4</b>	<b>2.94</b>
Eastern Illinois	6.0	6	3	3	0	5	0	0	1	0	0	1	0	0	0-3	10-17	1	4.61
<b>Southeast Missouri</b>	<b>7.0</b>	<b>6</b>	<b>5</b>	<b>4</b>	<b>1</b>	<b>11</b>	<b>2</b>	<b>0</b>	<b>3</b>	<b>1</b>	<b>0</b>	<b>2</b>	<b>0</b>	<b>0</b>	<b>1-5</b>	<b>17-11</b>	<b>4</b>	<b>2.98</b>
Eastern Illinois	7.0	10	1	1	1	4	1	0	0	1	0	2	0	0	5-1	11-17	2	4.47





## Game-by-Game Pitching

Opponent	IP	H	R	ER	BB	SO	2B	3B	HR	WP	BK	HBP	DP	IBB	Score	W-L	SV	ERA
<b>Southeast Missouri</b>	<b>5.0</b>	<b>3</b>	<b>2</b>	<b>2</b>	<b>1</b>	<b>3</b>	<b>1</b>	<b>0</b>	<b>0</b>	<b>0</b>	<b>0</b>	<b>0</b>	<b>0</b>	<b>0</b>	<b>11-2</b>	<b>18-11</b>	<b>4</b>	<b>2.97</b>
SIU Edwardsville	5.0	15	11	11	4	2	0	2	3	1	0	0	0	0	2-11	11-18	2	4.76
<b>Southeast Missouri</b>	<b>7.0</b>	<b>6</b>	<b>2</b>	<b>0</b>	<b>4</b>	<b>7</b>	<b>1</b>	<b>0</b>	<b>0</b>	<b>0</b>	<b>0</b>	<b>1</b>	<b>1</b>	<b>0</b>	<b>4-2</b>	<b>19-11</b>	<b>5</b>	<b>2.87</b>
SIU Edwardsville	7.0	12	4	3	7	4	1	0	0	0	0	1	1	0	2-4	11-19	2	4.70
<b>Southeast Missouri</b>	<b>7.2</b>	<b>10</b>	<b>6</b>	<b>3</b>	<b>3</b>	<b>7</b>	<b>4</b>	<b>0</b>	<b>0</b>	<b>0</b>	<b>0</b>	<b>0</b>	<b>0</b>	<b>1</b>	<b>5-6</b>	<b>19-12</b>	<b>5</b>	<b>2.86</b>
SIU Edwardsville	8.0	10	5	1	2	5	2	0	0	0	0	0	0	0	6-5	12-19	2	4.55
<b>Southeast Missouri</b>	<b>7.0</b>	<b>4</b>	<b>0</b>	<b>0</b>	<b>1</b>	<b>6</b>	<b>1</b>	<b>0</b>	<b>0</b>	<b>1</b>	<b>0</b>	<b>0</b>	<b>1</b>	<b>0</b>	<b>2-0</b>	<b>20-12</b>	<b>5</b>	<b>2.76</b>
Saint Louis	6.0	3	2	1	2	4	1	0	0	0	0	0	0	0	0-2	12-20	2	4.45
<b>Southeast Missouri</b>	<b>5.0</b>	<b>3</b>	<b>0</b>	<b>0</b>	<b>0</b>	<b>7</b>	<b>0</b>	<b>0</b>	<b>0</b>	<b>0</b>	<b>0</b>	<b>0</b>	<b>0</b>	<b>0</b>	<b>8-0</b>	<b>21-12</b>	<b>5</b>	<b>2.70</b>
Eastern Kentucky	4.0	11	8	5	1	1	0	0	1	0	0	0	0	0	0-8	12-21	2	4.53
<b>Southeast Missouri</b>	<b>7.0</b>	<b>11</b>	<b>6</b>	<b>5</b>	<b>2</b>	<b>3</b>	<b>2</b>	<b>0</b>	<b>1</b>	<b>0</b>	<b>0</b>	<b>0</b>	<b>1</b>	<b>0</b>	<b>2-6</b>	<b>21-13</b>	<b>5</b>	<b>2.77</b>
Eastern Kentucky	7.0	8	2	2	1	6	2	0	0	0	0	0	0	0	6-2	13-21	2	4.45
<b>Southeast Missouri</b>	<b>7.0</b>	<b>8</b>	<b>4</b>	<b>4</b>	<b>1</b>	<b>8</b>	<b>1</b>	<b>0</b>	<b>1</b>	<b>0</b>	<b>0</b>	<b>1</b>	<b>1</b>	<b>0</b>	<b>1-4</b>	<b>21-14</b>	<b>5</b>	<b>2.81</b>
Eastern Kentucky	7.0	5	1	1	5	4	1	0	0	0	0	0	2	0	4-1	14-21	2	4.34
<b>Southeast Missouri</b>	<b>7.0</b>	<b>1</b>	<b>0</b>	<b>0</b>	<b>1</b>	<b>9</b>	<b>0</b>	<b>0</b>	<b>0</b>	<b>0</b>	<b>0</b>	<b>0</b>	<b>0</b>	<b>0</b>	<b>1-0</b>	<b>22-14</b>	<b>5</b>	<b>2.73</b>
Murray State	6.2	3	1	1	1	8	0	0	0	0	0	0	1	0	0-1	14-22	2	4.25
<b>Southeast Missouri</b>	<b>7.0</b>	<b>8</b>	<b>5</b>	<b>5</b>	<b>1</b>	<b>4</b>	<b>3</b>	<b>0</b>	<b>0</b>	<b>0</b>	<b>0</b>	<b>0</b>	<b>0</b>	<b>0</b>	<b>7-5</b>	<b>23-14</b>	<b>6</b>	<b>2.79</b>
Murray State	6.0	9	7	6	2	3	0	0	2	1	0	0	0	0	5-7	14-23	2	4.32
<b>Southeast Missouri</b>	<b>7.0</b>	<b>6</b>	<b>2</b>	<b>2</b>	<b>0</b>	<b>9</b>	<b>2</b>	<b>0</b>	<b>0</b>	<b>0</b>	<b>0</b>	<b>0</b>	<b>0</b>	<b>0</b>	<b>3-2</b>	<b>24-14</b>	<b>6</b>	<b>2.77</b>
Murray State	6.0	7	3	3	4	8	3	0	2	0	0	0	0	0	2-3	14-24	2	4.30
<b>Southeast Missouri</b>	<b>7.0</b>	<b>4</b>	<b>1</b>	<b>1</b>	<b>1</b>	<b>8</b>	<b>0</b>	<b>0</b>	<b>1</b>	<b>1</b>	<b>0</b>	<b>0</b>	<b>0</b>	<b>0</b>	<b>3-1</b>	<b>25-14</b>	<b>6</b>	<b>2.72</b>
UT Martin	7.0	5	3	2	1	6	0	1	1	0	0	0	0	0	1-3	14-25	2	4.23
<b>Southeast Missouri</b>	<b>6.0</b>	<b>4</b>	<b>0</b>	<b>0</b>	<b>1</b>	<b>7</b>	<b>0</b>	<b>0</b>	<b>0</b>	<b>0</b>	<b>0</b>	<b>0</b>	<b>1</b>	<b>0</b>	<b>8-0</b>	<b>26-14</b>	<b>6</b>	<b>2.66</b>
UT Martin	6.0	7	8	8	4	4	2	0	1	1	0	1	0	0	0-8	14-26	2	4.35
<b>Southeast Missouri</b>																		
Jacksonville State																		
<b>Southeast Missouri</b>																		
Jacksonville State																		
<b>Southeast Missouri</b>																		
Jacksonville State																		



## 2021 OVC Statistics

Record: 21-5 Home: 11-4 Away: 10-1 OVC: 21-5

Player	avg	gp-gs	ab	r	h	2b	3b	hr	rbi	tb	slg%	bb	hp	so	gdp	ob%	sf	sh	sb-att	po	a	e	fld%
26 ELLIS, Ashley	.395	26-26	76	16	30	2	0	15	37	77	1.013	6	0	19	0	.434	1	0	1-1	137	0	2	.986
24 WRIGLEY, Kynzie	.380	26-24	71	15	27	6	0	0	9	33	.465	6	0	8	0	.418	2	0	4-4	32	21	4	.930
2 ANDERSON, Rachel	.372	26-26	78	21	29	4	2	4	25	49	.628	14	5	8	0	.495	0	3	7-10	42	0	1	.977
1 ANDERSON, Jillian	.365	26-26	74	17	27	10	1	0	12	39	.527	17	1	8	0	.489	0	0	8-13	29	0	0	1.000
12 DREILING, Katie	.364	25-24	66	11	24	4	0	3	14	37	.561	8	0	11	1	.432	0	0	1-1	0	0	0	.000
3 WALLEN, Kimmy	.360	23-2	25	8	9	2	0	0	2	11	.440	4	0	2	0	.448	0	1	4-6	5	0	1	.833
4 TUCKER, Alyson	.344	26-26	61	12	21	4	0	2	7	31	.508	8	3	11	0	.444	0	2	2-2	25	38	6	.913
15 PAULEY, Austine	.311	23-22	61	17	19	2	2	2	5	31	.508	3	0	8	0	.344	0	0	4-4	20	36	2	.966
14 ANDERSON, Kaylee	.293	26-26	75	18	22	3	0	6	15	43	.573	5	4	7	0	.365	1	0	3-3	32	0	1	.970
7 DAVIS, Karsyn	.268	19-16	41	2	11	2	0	1	8	16	.390	0	0	5	3	.268	0	0	0-0	92	2	1	.989
-----																							
17 ROBINSON, Kelby	1.000	17-0	2	6	2	0	0	0	0	2	1.000	0	0	0	0	1.000	0	1	7-8	1	0	0	1.000
16 RICKERMANN, Abigail	.300	19-0	20	4	6	0	0	0	0	6	.300	1	0	0	0	.333	0	1	0-1	7	2	0	1.000
20 WININGER, Leah	.250	5-0	4	0	1	0	0	0	2	1	.250	1	0	1	0	.400	0	0	0-0	0	0	0	.000
27 GRIFFIN, Anna	.250	4-0	4	0	1	0	0	0	0	1	.250	0	0	2	0	.250	0	0	0-0	0	0	0	.000
11 MARTON, Danina	.143	15-0	7	2	1	0	1	0	0	3	.429	0	0	4	0	.143	0	0	1-1	3	0	0	1.000
10 EMERT, Ashley	.111	8-6	18	0	2	0	0	0	1	2	.111	0	0	2	0	.111	0	0	0-0	9	12	2	.913
21 PENA, Chelsy	.048	13-10	21	0	1	0	0	0	2	1	.048	3	0	4	0	.160	1	2	0-0	78	4	1	.988
8 ROLLET, Abby	.000	2-0	1	0	0	0	0	0	0	0	.000	1	0	1	0	.500	0	0	0-0	0	0	0	.000
Totals	.330	26	705	149	233	39	6	33	139	383	.543	77	13	101	4	.404	5	10	42-54	515	143	24	.965
Opponents	.193	26	628	54	121	26	0	12	48	183	.291	39	8	165	1	.247	6	8	18-22	487	185	36	.949

LOB - Team (176), Opp (120). DPs turned - Team (5), Opp (9). CI - Team (0), Opp (2). IBB - Team (0), Opp (2).

## (OVC games only Sorted by Earned run avg)

Player	era	w-l	app	gs	cg	sho	sv	ip	h	r	er	bb	so	2b	3b	hr	b/avg	wp	hp	bk	sfa	sha
9 ROOK, Rachel	1.43	13-3	19	17	10	6/0	2	97.2	59	25	20	16	118	16	0	8	.170	2	2	0	3	5
19 HOLMAN, Paytience	2.13	6-2	11	9	4	4/0	0	49.1	40	20	15	14	32	5	0	4	.214	1	3	0	1	3
-----																						
12 DREILING, Katie	0.00	0-0	1	0	0	0/0	0	1.1	2	0	0	2	0	1	0	0	.333	0	0	0	0	0
6 DAVIS, Marisa	2.40	2-0	12	0	0	0/0	3	23.1	20	9	8	7	15	4	0	0	.227	1	3	0	2	0
Totals	1.75	21-5	26	26	14	10/0	5	171.2	121	54	43	39	165	26	0	12	.193	4	8	0	6	8
Opponents	5.78	5-21	26	26	7	0/0	2	162.1	233	149	134	77	101	39	6	33	.330	6	13	0	5	10

PB - Team (2), PENA 1, K. DAVIS 1, Opp (3). SBA/ATT - ROOK (11-15), PENA (10-13), K. DAVIS (8-9), M. DAVIS (6-6), HOLMAN (1-1).