



## 2021 SOUTHEAST MISSOURI BASEBALL

Game  
47



### Schedule

#### February (2-5)

19	at South Alabama	W, 4-2
20	at South Alabama	L, 5-6
21	at South Alabama <sup>ESPN+</sup>	W, 8-6 (10)
25	at #2 Arkansas <sup>SEC Network+</sup>	L, 5-6 (10)
26	at #2 Arkansas <sup>SEC Network+</sup>	L, 3-7
27	at #2 Arkansas <sup>SEC Network+</sup>	L, 3-9
28	at #2 Arkansas <sup>SEC Network+</sup>	L, 4-11 (5)

#### March (9-7, 5-4 OVC)

5	Illinois State	W, 4-3 (10)
6	Illinois State (DH)	W, 5-1; L, 1-13
7	Illinois State	W, 8-1
12	at SIU Edwardsville* <sup>ESPN+</sup>	L, 3-6
13	at SIU Edwardsville (DH)* <sup>ESPN+</sup>	W, 6-3 (10); W, 6-4
16	at Saint Louis <sup>ESPN+</sup>	W, 8-6
19	Austin Peay*	W, 6-3
20	Austin Peay (DH)* <sup>ESPN+</sup>	W, 6-5 (11); L, 11-12 (12)
23	#22 Southern Illinois	L, 4-21
26	at Eastern Illinois* <sup>ESPN+</sup>	W, 3-2
27	at Eastern Illinois (DH)* <sup>ESPN+</sup>	L, 2-9; L, 4-8
30	Missouri State	L, 8-9 (10)

#### April (9-3, 7-3 OVC)

2	Jacksonville State*	W, 6-5
3	Jacksonville State (DH)* <sup>ESPN+</sup>	L, 4-8; W, 8-3
9	at Murray State*	W, 8-3
10	at Murray State (DH)*	W, 12-8; L, 6-11
13	at UT Martin <sup>ESPN+</sup>	W, 8-1
16	Tennessee Tech* <sup>ESPN+</sup>	W, 7-3
17	Tennessee Tech (DH)* <sup>ESPN+</sup>	L, 1-9; W, 7-2
23	at Missouri State	Canceled
24	at Missouri State (DH)	Canceled
25	at Missouri State	Canceled
28	at Austin Peay	W, 16-3 (7)
30	at Belmont* <sup>ESPN+</sup>	W, 12-0

#### May (7-4, 5-3 OVC)

1	at Belmont (DH)*	L, 1-4; W, 5-0
7	Eastern Kentucky* <sup>ESPN+</sup>	W, 6-2
8	Eastern Kentucky (DH)* <sup>ESPN+</sup>	L, 0-8; W, 7-6
13	at Lipscomb <sup>ESPN+</sup>	W, 3-2
14	at Lipscomb <sup>ESPN+</sup>	L, 0-3
15	at Lipscomb <sup>ESPN+</sup>	W, 8-4
20	UT Martin*	W, 6-2
21	UT Martin (DH)*	W, 3-2; L, 2-9
27	vs. #4 Austin Peay # <sup>ESPN+</sup>	2 p.m.

### #4 Austin Peay (22-31) vs. #1 Southeast Missouri (27-19)

#### Follow the Redhawks

**Radio**.....Real Rock 99.3 FM  
(Erik Sean)  
**Video**.....ESPN+  
**Live Stats**.....OVCSports.com  
**Twitter**.....@SEMObaseball

**OVC Tournament**.....May 27, 2021  
**First Pitch**.....2 p.m., CT  
**Location**.....Jackson, Tenn.  
**Facility**.....The Ballpark at Jackson (6,000)  
**Series**.....SEMO leads, 59-42  
**Last Meeting**.....SEMO 16, APSU 3 (7)  
(Apr. 28, 2021 | Clarksville, Tenn.)

**Head Coaches**.....Andy Sawyers (202-142 overall; 115-115 at SEMO; 65-55 OVC).  
Travis Janssen (58-63 overall; 58-63 at APSU).

#### Strategic Communications

Jeff Honza, Assistant Director of Athletics  
**Office Phone**.....(573) 651-2933  
**Mobile**.....(618) 528-1145  
**Email**.....redhawk1@me.com

#### Southeast Missouri Probable Starting Pitchers

	#	Name	LHP	Ht.	Wt.	Cl.	Hometown (Previous School)
Game 1	25	Dylan Dodd	LHP	6-3	210	Sr.	Danville, Ill. (Kankakee CC)
Game 2	22	Bryce Grossius	RHP	6-1	210	So.	St. Louis, Mo. (St. Mary's H.S.)
Game 3	-	TBA	-	-	-	-	-

#### OVC Tournament Time

Top-seeded Southeast Missouri (27-19) faces fourth-seeded Austin Peay (22-31) in the first game of the 2021 Ohio Valley Conference Baseball Tournament Thursday. First pitch is set for 2 p.m., CT at The Ballpark in Jackson, Tennessee.

#### Follow the Redhawks

Fans can listen to all of Southeast Missouri's games at the Ohio Valley Conference Tournament at Real Rock 99.3 FM. Erik Sean will call the action. Video is available at ESPN+. Live stats can be accessed at OVCSports.com. Twitter updates provided @SEMObaseball.

#### The Ballpark at Jackson

The 2021 OVC Baseball Championship will be held May 27-29 at The Ballpark at Jackson in Jackson, Tennessee. It marks the return to the venue that previously hosted the OVC Championship from 2010-16. The Ballpark at Jackson opened in 1998 and has a seating capacity of 6,000. The venue hosted the 1999 and 2011 Southern League All-Star Games. In 2017 and 2018, The Ballpark at Jackson won back-to-back Sports Field of the Year honors from the Tennessee Turfgrass Association. The back-to-back victories marked the first time that any facility in the Volunteer State won the award in consecutive seasons. Jackson is located in the heart of West Tennessee halfway between Memphis and Nashville conveniently on Interstate 40.

The event has been held at four neutral site locations after moving from the campus of the regular season champions in 2001. The event has been held in Paducah, Kentucky (2001-09), Jackson, Tennessee (2010-16), Oxford, Alabama (2017-18) and Marion, Illinois (2019) before returning to Jackson.

#### Ticket and Parking Information

Tickets will be \$10 per adult per day and \$5 per day for children (12 and under) and college students with valid ID and can be only purchased in-person at The Ballpark at Jackson. Parking is \$5 per vehicle.

#### Tournament Field

No. 1 Southeast Missouri (27-19), No. 2 Murray State (30-23), No. 3 Morehead State (24-21) and No. 4 Austin Peay (22-31) make up this year's four-team Ohio Valley Conference



**Southeast Missouri or SEMO** is the preferred reference for Southeast Missouri State University athletic teams. Southeastern Missouri State is not an acceptable reference.



Tournament field. This year marks SEMO's fifth appearance as the tournament's top seed.

## Series History

Thursday marks the 102nd meeting between Southeast Missouri and Austin Peay. SEMO went 3-1 against APSU this year, although one of those matchups did not count toward the conference standings. The Redhawks last faced the Governors in postseason play during the 2016 Ohio Valley Conference Tournament (Jackson, Tenn.). SEMO eliminated APSU with a 10-4 victory that year.

## OVC Champions

The Redhawks clinched the 2021 Ohio Valley Conference regular season title with their series win over UT Martin (May 20-21). Southeast Missouri claimed its fifth regular season championship in program history. The Redhawks won OVC regular season crowns in 2002, 2014, 2015, 2016 and 2021.

## OVC Tournament History

Southeast Missouri makes its 26th Ohio Valley Conference Tournament appearance in 2021. SEMO saw its streak of 24-straight OVC Tournament appearances come to an end in 2019, but bounced back to win this year's OVC regular season title after being picked to finish fifth in the league's preseason poll. The Redhawks are 42-46 all-time in OVC Tournament play and have won the league's postseason event three times (1998, 2002, 2016). SEMO last made the OVC Tournament in 2018.

## Against the Field

The Redhawks are a combined 15-14 against the rest of this year's Ohio Valley Conference Tournament field. Southeast Missouri is 9-4 vs. Austin Peay, 2-5 vs. Murray State and 4-5 vs. Morehead State in postseason play. Morehead State is the only team headed to this year's conference tournament that the Redhawks didn't play during the regular season.

## As the No. 1 Seed

Southeast Missouri won the Ohio Valley Conference Tournament twice as the No. 1 seed. Prior to this year, the Redhawks were the top seed in the 2002, 2014, 2015 and 2016 tournaments. Overall, SEMO has a record of 12-6 as the No. 1 seed in the OVC Tournament.

## Wilber Wins OVC Regular Season Batting Title

Redhawk shortstop Tyler Wilber won the second Ohio Valley Conference regular season batting title of his career. Wilber finished the regular season hitting .400 ahead of Morehead State's Jackson Feltner (.397). He ranks 20th in the nation in batting average. Wilber also finished first in the OVC with a .383 batting average in 2019.

## Sawyers Named OVC Coach of the Year, Dodd Tabbed Pitcher of the Year to Headline All-OVC Honors

Andy Sawyers was named Ohio Valley Conference Coach of the Year and left-hander Dylan Dodd was voted Pitcher of the Year to highlight Southeast Missouri's 2021 All-Conference baseball honors. Shortstop Tyler Wilber (Second-Team) and right-handed pitchers Kyle Miller (All-Freshman) and Collin Wilma (All-Freshman) also earned All-OVC laurels. Sawyers claimed his first OVC title as a head coach when the Redhawks won their final series of regular season over UT Martin (May 20-21). SEMO did not qualify for the OVC Tournament in 2019 and was ranked fifth in the league's preseason poll before Sawyers guided the Redhawks to their first OVC regular-season crown since 2016. The title also marked SEMO's fifth in program history. SEMO, the top seed in this week's four-team OVC Tournament, is in pursuit of its fourth OVC Tournament title. The Redhawks won eight of their nine series in conference play and posted 11 series victories in 2021, the most in a season with Sawyers at the helm. SEMO won 15 of its last 21 games and has not lost back-to-back contests since late March. Sawyers' club enters the postseason ranked tied for first in the OVC in fielding percentage (.973), first in saves (13), first in sacrifice bunts (29), second in wins (27), second in earned run average (5.06) and third in opposing batting average (.271). Sawyers becomes the third head coach to win the coveted OVC Coach of the Year award in SEMO baseball history joining Mark Hogan (2002) and Steve Bieser (2014, 2016). A native of Danville, Illinois, Dodd is the eighth SEMO player to secure OVC Pitcher of the Year honors. Joey Lucchesi, presently with the New York Mets, was the last Redhawk to win the award in 2016. Dodd, who also secured First-Team All-OVC accolades, threw seven

## 2021 OVC Standings (Final Regular-Season)

School	Conference				Overall			
	W	L	T	Pct.	W	L	T	Pct.
<b>Southeast Missouri</b>	<b>17</b>	<b>10</b>	<b>0</b>	<b>.630</b>	<b>27</b>	<b>19</b>	<b>0</b>	<b>.587</b>
Murray State	18	12	0	.600	30	23	0	.566
Morehead State	13	11	0	.542	24	21	0	.533
Jacksonville State	16	14	0	.533	26	27	0	.491
Austin Peay	16	14	0	.533	22	31	0	.415
Tennessee Tech	15	15	0	.500	22	25	0	.468
Eastern Illinois	14	16	0	.467	25	23	0	.521
Belmont	14	16	0	.467	22	30	0	.423
SIUE	13	17	0	.433	23	27	0	.460
Eastern Kentucky	13	17	0	.433	21	32	0	.396
UT Martin	10	17	0	.370	19	29	0	.396

## OVC Tournament

### Thursday, May 27

Game 1 - #1 Southeast Missouri vs. #4 Austin Peay, 2 p.m., CT ESPN+  
Game 2 - #2 Murray State vs. #3 Morehead, State, 6 p.m., CT ESPN+

### Friday, May 28

Game 3 - Winner Game 1 vs. Winner Game 2, 11 a.m., CT ESPN+  
Game 4 - Loser Game 1 vs. Loser Game 2, 3 p.m., CT ESPN+  
Game 5 - Winner Game 4 vs. Loser Game 3, 7 p.m., CT ESPN+

### Saturday, May 29

Game 6 - Winner Game 3 vs. Winner Game 5, 12 p.m., CT ESPN+  
Game 7 - Winner Game 6 vs. Loser Game 4, 4 p.m., CT (If Necessary) ESPN+





shutout innings in three of his last four starts. He leads the league in ERA (2.36), innings pitched (84), strikeouts (102) and wins (8), and ranks second in opposing batting average (.208). Dodd has struck out eight or more in 12 of his 13 starts, including a season-high 10 at both Arkansas (Feb. 25) and SIU Edwardsville (Mar. 12). Nationally, he ranks 18th in strikeout-to-walk ratio, 26th in wins and 28th in strikeouts. At 8-1, Dodd won in each of his last five starts. His only loss of the season came at SIU Edwardsville (Mar. 12). Additionally, Dodd recently had a streak of 28-consecutive scoreless innings end against UT Martin (May 20). Wilber, who hails from Los Alamitos, California, earned All-OVC honors for the second time in his career. A semifinalist for the Brooks Wallace Award, Wilber won the league's regular-season batting title for the second time. He is hitting .400 through 46 starts at shortstop and leads the Redhawks in hits (72), doubles (11), RBI (45), slugging percentage (.583) and on-base percentage (.462). Wilber tops the OVC in hits and rates third in on-base percentage. He is among the nation's top 25 in batting average (20th) and hits per game (21st, 1.6). In addition, he rates tied for first in the OVC with 21 multiple-hit games and held a 15-game hitting streak --second-longest in the OVC this season -- from Mar. 30 to May 7. Miller is 3-2 with a 3.92 ERA in 17 appearances and four starts as a freshman. A native of Eureka, Missouri, he ranks second on the team and seventh in the OVC with five saves and has the most strikeouts (39) and innings (39) among SEMO relief pitchers. Miller recorded a season-best seven strikeouts in his longest outing of the season, which lasted 6.1 innings (start at SIU Edwardsville, Mar. 13). He also added a six-out save with four strikeouts in his first NCAA Division I appearance at South Alabama (Feb. 19). Despite being limited to seven appearances and four starts due to injury, Wilma still managed to land a spot on the league's All-Freshman Team. He went 2-0 with 21 strikeouts and eight walks in 27.2 innings of work. Wilma matched a career-high six strikeouts in 4.2 innings at Murray State (Apr. 10) and had four strikeouts over 2.1 innings in a combined shutout at Belmont (May 1). Eastern Illinois shortstop Trey Sweeney (Player of the Year) and Morehead State first baseman (Freshman of the Year) rounded out this year's OVC specialty award-winners.

## Sawyers Wins First OVC Title

Southeast Missouri's Andy Sawyers won his first Ohio Valley Conference title as a head coach in 2021. Sawyers, who is in his fifth year at the helm, also picked up his 200th career win (8-4, at Lipscomb, May 15) as a collegiate head coach and 100th win (6-5, vs. Jacksonville State, Apr. 2) as SEMO's head coach this season. He is 115-115 all-time as the Redhawks skipper and 202-142 between head coaching stints at Hutchinson Community College (87-27) and SEMO (115-115). Sawyers is the third head coach in program history to win a OVC regular season title joining Mark Hogan (2002) and Steve Bieser (2014, 2015, 2016).

## Series Wins

Southeast Missouri recorded 11 series wins this season, eight of which came in Ohio Valley Conference play. The Redhawks beat South Alabama (2-1), Illinois State (3-1), Lipscomb (2-1), SIU Edwardsville (2-1), Austin Peay (2-1), Jacksonville State (2-1), Murray State (2-1), Tennessee Tech (2-1), Belmont (2-1), Eastern Kentucky (2-1) and UT Martin (2-1) for those victories. The 11 series wins are the most in a season under Head Coach Andy Sawyers.

## Redhawk Momentum

The Redhawks are in pursuit of their fourth Ohio Valley Conference Tournament crown. Southeast Missouri won eight of its nine series in league play this year (its series with Morehead State was canceled due to COVID protocols). The Redhawks won 15 of their last 21 games and have not lost back-to-back contests since late March.

## OVC Tournament Experience

Two Southeast Missouri players on this year's roster have been to the Ohio Valley Conference Tournament before. Danny Wright and Connor Basler each played in the 2017 and 2018 OVC Tournaments. Both the 2017 and 2018 OVC Tournaments were played in Oxford, Alabama.

## Grossius Notches Career-High

Bryce Grossius registered a career-high seven strikeouts in 5.2 innings in his recent victory over UT Martin (May 21). Grossius (4-2)

allowed just one run and no walks en route to picking up his fourth win of the season.

## Dodd is Rolling

Dylan Dodd threw seven shutout innings in three of his last four starts. Dodd leads the Ohio Valley Conference in earned run average (2.36), innings pitched (84), strikeouts (102) and wins (8), and ranks second in opposing batting average (.208). He has struck out seven or more in 12 of his 13 starts, including a season-high 10 at Arkansas (Feb. 25) and SIU Edwardsville (Mar. 12). Nationally, Dodd ranks 18th in strikeout-to-walk ratio (7.29), 26th in wins and 28th in strikeouts. He will make his first career OVC Tournament start against Austin Peay Thursday.

## Over 100 Strikeouts

Dylan Dodd went over 100 strikeouts in a season for the first time in his career. Dodd has 102 strikeouts as the only pitcher in the Ohio Valley Conference with over 100 Ks this year. He is the first Southeast Missouri pitcher to get over 100 strikeouts in a season since Joey Lucchesi finished with a SEMO single-season record 149 in 2016.

## Wilber Among Semifinalists for Brooks Wallace Award

Southeast Missouri's Tyler Wilber is among 30 semifinalists for the 2021 Brooks Wallace Award. The award, sponsored by Mizuno, honors the nation's top shortstop and will be presented this summer by the College Baseball Foundation. It is named for former Texas Tech shortstop Brooks Wallace, a slick-fielding shortstop who played for the Red Raiders to from 1977 to 1980. Wallace died of leukemia at the age of 27. Wilber is one of three OVC players among this year's Brooks Wallace Award semifinalists. Tennessee Tech's Ed Johnson and Eastern Illinois' Trey Sweeney are the others. For more information on the Wallace Award or the Night of Champions event, visit [www.collegebaseballhall.org](http://www.collegebaseballhall.org).

## Baseball Gives SEMO Fourth OVC Title This Spring

The Redhawk baseball team gave Southeast Missouri Athletics its fourth Ohio Valley Conference title this spring. SEMO's softball, women's tennis and women's outdoor track and field programs also hoisted



championship trophies in 2020-21. Since the start of the 2019 calendar year, the Redhawks have won 10 conference championships, most in the OVC.

### What a Year!

While competing in the middle of a COVID-19 pandemic Southeast Missouri's baseball team helped lead the Redhawks to their highest Ohio Valley Conference regular season winning percentage in school history. Combined, SEMO's teams went 93-42-1 (.688) in conference regular season play. That mark included a 17-10 record from baseball. The winning percentage surpassed the previous record of .673 during the 1998-99 campaign. Additionally, SEMO is the only OVC school that has qualified for every conference championship event in 2020-21.

### Morehead State Series Canceled

Southeast Missouri was originally supposed to play a three-game series at Morehead State on May 14-15, but those games were canceled due to COVID-19 protocols in the Eagles program. As a result, Morehead State did not have the requisite number of student-athletes available to compete in the series. The series will not be rescheduled and the games will be considered no contest in the Ohio Valley Conference standings.

### Redhawks Down Lipscomb

After Southeast Missouri's series at Morehead State was canceled, the Redhawks scheduled a three-game set at Lipscomb (May 13-15). SEMO won two of three against the ASUN Conference member Bisons. The Redhawks won game one by a score of 3-2 and game three, 8-4, to clinch their series victory. SEMO

finished with a 10-9 record in non-conference action this season.

### Mason Homers

Jevon Mason hit the first home run of his career at Lipscomb on May 15. Mason hit a two-run home run in the top of the ninth inning against the Bisons. He went 2-for-4 with two runs scored, two RBI, a walk, one home run and a double in that game. Mason became the eighth Redhawk to hit a home run this season.

### Ralls Makes First Weekend Start

Right-hander Hunter Ralls made his first career weekend start on the mound against Lipscomb (May 15). Ralls allowed one run and two hits, while striking out three in four innings. He improved to 3-1 this season in his third start, the longest outing of his career.

### Dodd Wins OVC Pitcher of the Week Honor for Second Time

Senior left-hander Dylan Dodd was named Ohio Valley Conference Pitcher of the Week on May 3. A native of Danville, Illinois, Dodd allowed just two hits and struck out eight in a combined 12-0 shutout of Belmont (Apr. 30). He gave up just one walk to the first hitter he faced of the game and improved to 5-1 this season. Dodd retired 20 of 22 hitters, allowing only a single in the fourth inning and a double in the seventh. He has recorded eight or more strikeouts in nine of his 10 starts this season. The OVC Pitcher of the Week honor marks Dodd's second of the season and fourth of his career. Morehead State catcher Jack Gardner (Player of the Week) rounded out the week's honorees.

### Grossius Logs First Weekend Start

Bryce Grossius made his first career weekend start in game two of Southeast Missouri's series against Eastern Kentucky (May 7). Grossius threw six scoreless innings with six shutouts, allowed five hits and no walks in his strong outing. It was the longest outing of Grossius' career. Grossius made six starts this season, including three during the midweek.

### Redhawks Beat Colonels

Southeast Missouri overcame a five-run deficit to pull off a 7-6 come from behind series clinching win over Eastern Kentucky (May 8). The Redhawks trailed, 5-0, before scoring the next seven runs of the game to take the lead. Andrew Keck's double in the seventh inning scored Connor Basler for what ended up being the decisive run of the game.

### Wilber's Career Long Hitting Streak Ends at 15 Games

Tyler Wilber's career long hitting streak ended at 15 games against Eastern Kentucky (May 7). Wilber collected multiple hits 10 times during that stretch. It was the longest hitting streak of any Redhawk since Trevor Ezell hit safely in 18-straight games during the 2016 season.

### First Shutout

Southeast Missouri recorded its first shutout of the season with a 12-0 win at Belmont (Apr. 30). Dylan Dodd allowed just two hits and struck out eight in seven innings to key the win. He retired 20 of the 22 hitters he faced and no-hit the Bruins for five innings. SEMO blanked an Ohio Valley Conference opponent on the road for the first time in six years. Interestingly enough, Belmont was also on the losing end of that contest by an identical score of 12-0 on May 14, 2015. The Redhawks ended up shutting out the Bruins twice in their series win.

### Dodd Reaches 200 Career Strikeouts

Dylan Dodd reached 200 career strikeouts against Eastern Kentucky (May 7). Dodd threw seven shutout innings with eight strikeouts on his way to that milestone. He has 215 strikeouts in 186.2 innings over 31 career starts on the mound. Dodd struck out eight or more in 11 of his 13 starts this year. He ranks tied for third among the school's all-time career strikeout leaders and is fifth in strikeouts per nine innings (10.4).

### That Was Close

Tyler Wilber narrowly missed hitting for the cycle when he went 3-for-4 against Eastern Kentucky (May 8). Wilber fell a triple shy of the cycle. He hit a three-run home run in the bottom of the third inning, singled and doubled to complete his seventh three-hit game of the season.

### Leeper Triples Again

Peyton Leeper hit his team-high fourth triple of the season against Eastern Kentucky (May 8). Leeper ranks second in the Ohio Valley Conference in that category.

### Overpowering Performance

Following an 11-day layoff, Southeast Missouri erupted for a season-high 16 runs and 19 hits in its 16-3 victory over Austin Peay (Apr. 28). The win is currently SEMO's largest of the season. Five players finished with multiple runs and multiple hits in the Redhawks dominating effort. SEMO also scored seven of its runs with two outs against the Governors.





## First Multi-Home Run Game

Andrew Keck posted the first multi-home run game of his career when he homered twice against Austin Peay (Apr. 28). Keck led off the third inning with a solo home run to left center and then homered again when he launched a two-run shot to left in the fifth. He finished at 3-for-5 with two runs scored and three RBI. Keck is tied for second on the team with five home runs this year.

## Wilber and Andrews Lead the Way

Tyler Wilber and Lincoln Andrews each had a career-high four hits in Southeast Missouri's win over Austin Peay (Apr. 28). Wilber went 4-for-5 with two runs scored, a home run and a game-high five RBI. He hit safely in each of his first four at-bats of the contest. It was the sixth four-hit game of Wilber's career. Andrews was a perfect 4-for-4 with a double and two runs scored in the first four-hit game of his career.

## NCAA Top-25 Rankings

Tyler Wilber ranks 20th in the nation in batting average (.400) and 21st in hits per game (1.6). Peyton Leeper rates 15th in sacrifice bunts (9) and 20th in sacrifice bunts per game (.021). Dylan Dodd is also 18th in strikeout-to-walk ratio (7.29).

## OVC Top-Three

Southeast Missouri is tied for first in the Ohio Valley Conference in fielding percentage (.973), ranks second in earned run average (5.06), first in sacrifice bunts (29), third in opposing batting average (.271), second in wins (27) and first in saves (13). Individually, Tyler Wilber leads the league in batting average (.400) and hits (72), and ranks third in on-base percentage (.462). Peyton Leeper is second in triples (4) and first in sacrifice bunts (9), Wade Stauss is second in hit by pitch (13) and Dylan Dodd ranks first in ERA (2.36), strikeouts (102), innings pitched (84) and wins (8), and second in opposing batting average (.208).

## Career Stolen Bases Record in Sight

Connor Basler is third on the team with eight stolen bases this season. Basler ranks tied for second all-time among Southeast Missouri's all-time career stolen base leaders with 50. He needs three more to break the school's all-time career record. Denver Stuckey

(2000-03) currently holds the record with 52 stolen bases.

## Missouri State Series Canceled

Southeast Missouri's final non-conference series at Missouri State (Apr. 23-25) was canceled due to positive COVID-19 test results within MSU's Tier 1 personnel, which consists of student-athletes, coaches, managers and staff. Subsequent testing confirmed the positive test results that canceled the Bears' Apr. 20 game with Missouri and contact tracing revealed that Missouri State did not have the minimum number of medically cleared student-athletes to play the four-game series with SEMO scheduled at Hammons Field.

## First to 10 OVC Wins

With its 7-3 victory over Tennessee Tech on Apr. 16, Southeast Missouri became the first to 10 Ohio Valley Conference wins this season. The Redhawks are second in the OVC with a 15-9 record. SEMO's 15 conference wins are second-most in the league. The Redhawks nine OVC losses are also fewest among conference foes.

## Wright Gets Career-High in Hits

Danny Wright notched a career-high four hits when he went 4-for-5 with two runs scored, a double and one RBI vs. Tennessee Tech (Apr. 17). Wright previously had three hits a total of 25 times in his career before establishing his new career mark.

## Top Threats

Tyler Wilber and Jevon Mason lead Southeast Missouri in batting average hitting .400 and .356, respectively. Mason leads the team in doubles (11) and runs (31), and ranks second in slugging percentage (.459) and on-base percentage (.453), while Wilber tops the team in hits (72), doubles (11), RBI (45), slugging percentage (.583) and on-base percentage (.462).

## Wilber Logs 100th Career Start

Tyler Wilber made his 100th career start in game two of Southeast Missouri's doubleheader at Murray State (Apr. 9). Wilber, who has 118 starts as a Redhawk, is the third active player with over 100 starts joining Connor Basler (219) and Danny Wright (206).

## Wilber Nabs First OVC Player of the Week Honor

Shortstop Tyler Wilber claimed his first Ohio Valley Conference Player of the Week honor on Mar. 5. Wilber hit .611 with two runs scored, a pair of doubles, nine RBI and a stolen base last week. He hit safely in 11 of his 18 at-bats, boasted a .722 slugging percentage and registered a .619 on-base percentage in four starts. Wilber had three or more hits in three games, including a season-best four against Jacksonville State (Apr. 3). He knocked in the go-ahead run on a two-RBI single in the sixth inning leading Southeast Missouri to its 6-5 come-from-behind series opening win vs. the Gamecocks (Apr. 2). UT Martin's Sam Folks (Pitcher of the Week) rounded out the week's honorees.

## 200th Career Start

Second baseman Connor Basler made his 200th career start at Murray State (Apr. 9). Basler has played and started more games than any Redhawk on this year's roster. He currently leads the team with 224 games and 219 starts since joining the program in 2017.

## Wilber Named to Brooks Wallace Award Watch List

Southeast Missouri shortstop Tyler Wilber was named to the 2021 Brooks Wallace Award watch list on Apr. 13. A group of 100 of the most talented athletes in Division I college baseball headline the 2021 Brooks Wallace Award watch list, announced by the College Baseball Foundation. The watch list features some of the most recognizable names in college baseball who either have paced perennial powers or led some relative newcomers to new heights. The award, sponsored by Mizuno, honors the nation's top shortstop and will be presented this summer by the College Baseball Foundation. It is named for former Texas Tech shortstop Brooks Wallace, who played for the Red Raiders from 1977 to 1980. Wallace died of leukemia at the age of 27. The award rewards outstanding defensive play as much as it does production at the plate, which opens the watch list to all kinds of players at the position. Wilber is one of five Ohio Valley Conference players on the list joining Trey Sweeney (Eastern Illinois), Casey Harford (UT Martin), Ed Johnson (Tennessee Tech) and Cole Frederick (Jacksonville State).



### Wilma Wins 2021 Starting Debut

Left-hander Collin Wilma, who started three of his four appearances in Southeast Missouri's shortened 2020 campaign (due to COVID-19), beat Jacksonville State (Apr. 3) in his first start this season. Wilma struck out three and allowed two runs on six hits in 5.1 innings during SEMO's series clinching 8-3 victory. He made three relief appearances prior to that start.

### OVC Tournament Site Selected

The Ohio Valley Conference announced on Apr. 6 that its 2021 Baseball Championship will be held at The Ballpark at Jackson from May 27-29. The OVC Baseball Championship was previously held at The Ballpark at Jackson from 2010-2016. This year's championship will feature the top four teams in the OVC standings competing in a double-elimination format with the winner getting the OVC's automatic bid to the NCAA Tournament. Jackson is located in the heart of West Tennessee halfway between Memphis and Nashville conveniently on Interstate 40.

### Over .400

Tyler Wilber is the only Ohio Valley Conference player hitting .400 this season. Wilber boasts a league-best .400 batting average. Morehead State's Jackson Feltner (.397) and Eastern Illinois' Trey Sweeney (.382) round out the top three hitters in the league.

### 21 and Counting

Tyler Wilber leads Southeast Missouri and is second in the Ohio Valley Conference with 21 multiple-hit games this season. Wilber collected multiple hits a total of 57 times during his SEMO career.

### Over 150 Starts

Two Redhawks have made over 150 starts in their careers. Second baseman Connor Basler tallied a team-high 219 career starts and mainstay center fielder Danny Wright has accumulated 206. Both Basler and Wright are fifth-year seniors after joining Southeast Missouri's baseball program in 2017.

### Extra, Extra

The Redhawks concluded their series against Austin Peay by splitting a pair of extra inning games at Capaha Field on Mar. 20. Southeast Missouri trailed, 5-1, in the bottom of the ninth

inning when it scored four runs on four hits to send game one to extra innings. Connor Basler delivered a two-RBI single with two outs to tie the game. With runners on first and second and one out in the bottom of the 11th, Jevon Mason delivered a walk off single to left and Peyton Leeper scored the winning run. In game two, the Redhawks battled back from an 11-5 deficit by scoring three runs in the eighth and ninth innings. Basler again came up big, this time with a two-out three-RBI double to tie the game. APSU, however, scored one run in the top of the 12th to edge the Redhawks. SEMO has played seven extra-inning games and is 4-3 in those contests this year.

### First Career Home Run for Basler

Fifth-year senior Connor Basler hit the first home run of his career against Missouri State (Mar. 30). Basler, who has played in a total of 201 games as a Redhawk, hit a two-run shot to left field to help lift Southeast Missouri to a 3-0 lead in the bottom of the second inning. Basler has two home runs in his career, both of which came this season.

### Walk Off Wins

Southeast Missouri earned its second walk off win of the season when it rallied to beat Austin Peay, 6-5, in 11 innings on Mar. 20. Jevon Mason became the second Redhawk to walk off with a game-winning hit when he drove in Peyton Leeper on a one-out single to left. Leeper, a freshman, hit a sinking line drive base hit in the bottom of the 10th inning to give SEMO its other walk off win, a 4-3 victory over Illinois State on Mar. 5. The walk off hits are career firsts for Mason and Leeper.

### Basler is Clutch

Nine-hole hitter Connor Basler sent both games of Southeast Missouri's doubleheader against Austin Peay (Mar. 20) to extra innings. Basler had a two-out, two-RBI single to cap a four-run ninth inning during game one and then ripped a two-out, three-RBI double in the bottom of the ninth inning of game two.

### Back-to-Back Saves for Williams

Austin Williams picked up back-to-back saves in three of his relief appearances last week. Williams entered the game at Saint Louis (Mar. 16) in the eighth inning and recorded the final six outs to secure his first career save. Three days later, he finished with a career-high four

strikeouts in two scoreless innings to preserve a 6-3 series-opening win over Austin Peay (Mar. 19).

### OVC Home-Openers

With its 6-3 win over Austin Peay on Mar. 19, Southeast Missouri improved to 4-0 in Ohio Valley Conference home-openers under Head Coach Andy Sawyers. SEMO beat UT Martin in both 2017 and 2019, and Morehead State in 2018 in such contests prior to this year. The Redhawks ended up winning their OVC home-opening series in 2017, 2018 and 2021. SEMO did not have a home series in conference play during its 2020 campaign that was shortened due to COVID-19.

### March 12

When Southeast Missouri dropped its series-opener to SIU Edwardsville on Mar. 12, that game marked exactly one year from the time a global COVID-19 pandemic brought college athletics to an abrupt halt. On Mar. 12, 2020, the NCAA canceled its men's and women's basketball tournaments and conferences across the country changed plans for games in the months ahead. That decision affected championships in all winter and spring sports, including baseball. Southeast Missouri dropped a 6-4 midweek contest at longtime rival Southern Illinois in its final game of the shortened 2020 campaign a day before the decision to cancel play was made.

### OVC Schedule

Each of Southeast Missouri's three-game series in Ohio Valley Conference play will be contested over two days with a single game on Friday and a doubleheader Saturday with the exception of the Redhawks home series vs. UT Martin (May 20-21) That series will be played on Thursday and Friday. SEMO hosts UT Martin, Austin Peay (Mar. 19-20), Jacksonville State (Apr. 2-3), Tennessee Tech (Apr. 16-17) and Eastern Kentucky (May 7-8), and visits SIUE (Mar. 12-13), Eastern Illinois (Mar. 26-27), Murray State (Apr. 9-10), Belmont (Apr. 30-May 1) and Morehead State (May 14-15) in league action this year.



## 50th OVC Win

Andy Sawyers picked up his 50th Ohio Valley Conference win when Southeast Missouri beat SIU Edwardsville, 6-4, on Mar. 13. Sawyers is now 65-55 in OVC games as the Redhawks head coach.

## Nice Work Keck

Andrew Keck hit .417 with four runs scored, five hits, a double, one RBI and a perfect 4-of-4 stolen bases in the Redhawks series win over SIU Edwardsville (Mar. 12-13). Keck hit safely in all three games against the Cougars and recorded to hits and two stolen bases in each of the final two matchups of the series. He walked and scored as part of a three-run 10th inning that sent SEMO to a 6-3 victory in game two. Keck then singled and came around to score during a four-run first inning that keyed the Redhawks 6-4 victory in the series finale.

## Redhawks Beat Illinois State

The Redhawks posted their second series win of the season and first at home when they won three of four games against Illinois State (Mar. 5-7) in Cape Girardeau last weekend. Southeast Missouri, which also claimed its first series victory against Missouri Valley Conference member ISU in program history, snapped a 12-game losing streak in its series against the Redbirds.

## Complete Game for Niznik

Left-hander Noah Niznik tossed a complete game victory to give Southeast Missouri a 5-1 victory over Illinois State (Mar. 6). Niznik recorded his first win of the season after striking out four and walking nine in seven innings. He allowed only one earned run, as well. It marked the third complete game and matched the longest outing of Niznik's career.

## First Win for Miller

Freshman right-hander Kyle Miller picked up the win in his first career start when he defeated Illinois State (Mar. 7). Miller worked six innings, striking out three and walking one. He also gave up six hits and allowed just one run. Miller is 3-2 with five saves in 17 appearances and four starts this year.

## Yard Work

Catcher Wade Stauss launched a three-run home run in back-to-back days during Southeast Missouri's series vs. Illinois State (Mar. 5-7). Stauss hit the first of those two

bombs in the bottom of the third inning of game two. He then homered again in that same inning to grab SEMO the lead during the series finale. Stauss leads the Redhawks with 11 home runs. The Redhawks have 31 home runs as a team.

## Ralls Nails Down First Save

Sophomore right-hander Hunter Ralls pitched effectively for three innings to claim his first career save against Illinois State (Mar. 7). Ralls recorded five strikeouts and allowed two hits in three scoreless innings. He did not allow a walk, as well. It was the fourth relief appearance of Ralls' career.

## Two 10-Strikeout Performances

Dylan Dodd was magnificent on the mound during his second start of the season. Dodd wound up getting a no-decision against #2 Arkansas (Feb. 25). He finished with 10 strikeouts, walked two and allowed just two runs on three hits. Dodd struck out two in each of the first three innings and sat the Razorbacks down in order in the second. He also no-hit Arkansas through 2.2 innings. In a no-decision against SIU Edwardsville (Mar. 12), Dodd recorded 10 strikeouts in five innings of work. He finished with 10 strikeouts in two of his last three starts. Dodd has struck out 10 or more in a game a total of four times in his career.

## Career Hit 200

Danny Wright registered the 200th hit of his career with a two-RBI single that gave Southeast Missouri a 5-2 lead in the eighth inning of game one at #2 Arkansas (Feb. 25). Wright finished with three RBI in that contest.

## Season-Opening Series Win

The Redhawks opened their 2021 campaign with a 2-1 series win on the road at Sun Belt Conference member South Alabama (Feb. 19-21). Southeast Missouri beat the Jaguars, 4-2, on Feb. 19 and, 8-6, in 10 innings on Feb. 21 to claim its second season-opening series win under Head Coach Andy Sawyers. With its win on Feb. 19, SEMO also improved to 12-18 all-time in season-opening games during its NCAA Division I era (since 1992) and 3-2 in such games under Sawyers.

## Double-Digit Hits

Southeast Missouri registered 10 or more hits a total of 20 times this season. SEMO collected a season-best 19 hits against Austin Peay (Apr. 28). The Redhawks are 14-6 in games where they put up double-digit hits.

## Stauss Brothers

Brothers Wade and Tyler Stauss were in Southeast Missouri's lineup together for the first time in the series finale at South Alabama (Feb. 21). Wade started at catcher and his younger brother, Ty, was in left field for that contest. They have been in the starting lineup together a total of 15 times this year.

## Eight With Home Runs

Eight different Southeast Missouri players have homered this season. Wade Stauss leads the way with 11 home runs, while Tyler Wilber and Andrew Keck follow with six and five, respectively. Danny Wright has three home runs, Lincoln Andrews and Connor Basler have two apiece and Austin Blazevec and Jevon Mason each have one.

## Redhawks Sweep OVC Honors

Southeast Missouri seniors Austin Blazevec and Dylan Dodd swept the Ohio Valley Conference Player and Pitcher of the Week honors on Feb. 22. A first baseman from Plainfield, Illinois, Blazevec won this year's first OVC Player of the Week accolade, while Dodd, a left-hander from Danville, Illinois, claimed the first OVC Pitcher of the Week award in 2021. Blazevec and Dodd gave SEMO its first sweep of the league's accolades during the opening week of a season in eight years. Jason Blum (Player) and Zack Smith (Pitcher) was the last duo to complete that sweep on Feb. 18, 2013. Blazevec hit .455 with five runs scored, a double, walk and one RBI to lead SEMO to a series victory at South Alabama (Feb. 19-21). He finished the series with multiple hits in back-to-back games. In Sunday's finale, Blazevec rallied the Redhawks in the ninth inning where they scored three runs to get a 6-5 lead. He started the inning with a single and SEMO sent eight hitters to the plate during its big inning. Then, after USA tied things up in the bottom of the ninth, Blazevec ripped a double down the right field line to score Danny Wright for the go-ahead run all the way from first base. Meanwhile, Dodd struck out eight and allowed only one walk in six innings to lead SEMO to a season-open-



ing 4-2 win over USA on Feb. 19. He moved to 2-1 in his career on opening day. Dodd got stronger as the game went along en route to nailing down his first win of 2021. He retired 12 of the last 13 hitters he faced before giving way to Bryce Grossius in the seventh. Dodd pitched back-to-back 1-2-3 innings in the fifth and sixth frames. The OVC Pitcher of the Week honor marks the third of Dodd's career and the OVC Player of the Week laurel is the second of Blazevic's time in a SEMO uniform.

### Season 63

The 2021 campaign is Southeast Missouri's 63rd year of college baseball. The Redhawks are in their 30th season as an NCAA Division I program. SEMO is 1,389-1,135-10 all-time and 855-748-1 at the NCAA Division I level since the inception of its baseball program. The Redhawks have a 428-294-1 record in Ohio Valley Conference play. SEMO won five OVC regular-season titles (2002, 2014, 2015, 2016, 2021), three OVC Tournament crowns (1998, 2002, 2016) and made three NCAA Tournament appearances (1998, 2002, 2016) in program history.

### Wilber and Dodd Earn Preseason All-OVC Honors

Junior shortstop Tyler Wilber and senior left-handed pitcher Dylan Dodd was named to this year's Preseason All-Ohio Valley Conference Team. Statistics were based on the 2019 campaign when determining the 16 players selected to the 2021 Preseason All-OVC squad. A native of Danville, Illinois, Dodd led SEMO with 77 strikeouts in 76 innings through 14 starts that year. He finished with four wins on the mound, second-most on the team. Dodd tied for eighth in the OVC in strikeouts. Wilber, who hails from Los Alamitos, California, led the league in batting average (.383) and on-base percentage (.480), while ranking third in doubles (19) and fifth in hits (80) in 55 starts during the 2019 season. He also scored 43 runs, had a team-high three triples and led the Redhawks with 40 RBI. For his efforts, Wilber garnered First-Team All-OVC accolades.

### Wilber Ranked 17th Among D1Baseball's Top 100 Shortstops

D1Baseball rated Southeast Missouri junior Tyler Wilber 17th among its Top 100 shortstops in the nation. A native of Los

Alamitos, California, Wilber was rated among D1Baseball's Top 40 junior hitters in 2020. He ranked second on the team with a .406 batting average in 17 starts during a shortened season due to COVID-19. Wilber led the Redhawks in runs (26), doubles (9), walks (11) and on-base percentage (.494). Wilber was atop the Ohio Valley Conference in runs scored and ranked second in doubles, total bases (48) and total plate appearances (85) when play was suspended. Nationally, he ranked second in runs scored, fourth in runs per game (1.53) and ninth in total bases. UCLA's Matt McLain was tabbed as the No. 1 shortstop on this year's list.

### 2021 Roster

After all the uncertainties and challenges brought on by the COVID-19 pandemic, the NCAA Division I Council decided to allow schools to provide spring sport student-athletes an additional season of competition and an extension on their period of eligibility. Since everyone from 2020 redshirted, Southeast Missouri brings back over 60 percent of its roster. That said, the Redhawks 2021 squad consists of 38 players, including 19 returnees, six position starters and three starting pitchers.

### Sawyers in Fifth Year

Andy Sawyers is in his fifth year as Southeast Missouri's head coach. Sawyers, who has been coaching college baseball for more than two decades, is 202-145 in his career as a head coach. That includes a 115-115 record and 65-55 Ohio Valley Conference mark as SEMO's skipper. He has led the Redhawks to one OVC regular-season title (2021) and three OVC Tournaments (2017, 2018, 2021). SEMO's 29 victories in 2017 are currently the most in a season with Sawyers at the helm.

### Pro Prospects Return

Shortstop Tyler Wilber, a First-Team All-Ohio Valley Conference selection in 2019, chose to remain at Southeast Missouri after turning down free agent offers from a couple of different professional teams last summer. Left-handed pitcher Dylan Dodd also decided to return after getting offers to play professionally.

### Career Rankings

Tyler Wilber presently ranks third all-time among Southeast Missouri's career leaders with a .393 batting average. Wilber has the highest career batting average of any player during SEMO's NCAA Division I era (since 1992). Danny Wright is third in hit by pitch (35) and Connor Basler rates fourth in hit by pitch (30) and tied for second in stolen bases (50). Dylan Dodd ranks third all-time in strikeouts (215) and strikeouts/9 innings (10.4).

### Redhawks in the Major Leagues

A total of 10 Southeast Missouri players have gone on to play Major League Baseball. Presently, left-handed pitcher Joey Lucchesi, is the only former Redhawk on an active roster. Lucchesi, after spending three seasons with the San Diego Padres is in spring training with the New York Mets. He was traded to the Mets on Jan. 19. SEMO has had a total of 30 players drafted since 1966. Lucchesi is the highest draft pick out of the Redhawks baseball program when he went in the fourth round in 2018. Left-handed pitcher Galen McSpadden and first baseman Matt Tellor are SEMO's other two Top-10 draft picks. McSpadden was a sixth-round selection by the Padres and Tellor was a 10th-round pick by the Atlanta Braves in 2014.







## SOUTHEAST MISSOURI BASEBALL NOTES // OVC TOURNAMENT

### OVC Tournament Appearances

#### 1992 (at Middle Tennessee)\*

Southeast Missouri 3, Austin Peay 1  
Middle Tennessee 4, Eastern Kentucky 1  
Austin Peay 13, Eastern Kentucky 10  
Middle Tennessee 14, Southeast Missouri 2  
Austin Peay 6, Southeast Missouri 4  
Middle Tennessee 10, Austin Peay 9

#### 1995 (at Middle Tennessee)

Southeast Missouri 7, Eastern Kentucky 4  
Middle Tennessee 15, Morehead State 6  
Morehead State 4, Eastern Kentucky 2  
Southeast Missouri 14, Middle Tenn. 4  
Middle Tennessee 8, Morehead State 4  
Middle Tennessee 6, Southeast Missouri 5  
Middle Tennessee 6, Southeast Missouri 4

#### 1996 (at Austin Peay)

##### First Round (at Austin Peay)

Southeast Missouri 9, Morehead State 1  
Austin Peay 16, Tennessee-Martin 1  
Morehead State 6, Tennessee-Martin 4  
Austin Peay 8, Southeast Missouri 3  
Morehead State 4, Southeast Missouri 0  
First Round (at Middle Tennessee)  
Tennessee Tech 15, Eastern Kentucky 5  
Murray State 13, Middle Tennessee 9  
Eastern Kentucky 5, Middle Tennessee 4  
Tennessee Tech 8, Murray State 6  
Eastern Kentucky 5, Murray State 1

##### Championship Round (at Austin Peay)

Morehead State 4, Eastern Kentucky 2  
Austin Peay 8, Tennessee Tech 3  
Morehead State 2, Tennessee Tech 1  
Morehead State 2, Austin Peay 1  
Austin Peay 4, Morehead State 3

#### 1997 (at Middle Tennessee)

Southeast Missouri 6, Eastern Illinois 5  
Austin Peay 4, Eastern Kentucky 1  
Southeast Missouri 4, Middle Tennessee 0  
Tennessee Tech 5, Austin Peay 4  
Austin Peay 9, Middle Tennessee 6  
Southeast Missouri 9, Tennessee Tech 5  
Tennessee Tech 4, Austin Peay 2  
Tennessee Tech 10, Southeast Missouri 8  
Tennessee Tech 8, Southeast Missouri 4

#### 1998 (at Southeast Missouri)\*

Eastern Kentucky 7, Murray State 5  
Morehead State 8, Tennessee Tech 3  
Eastern Kentucky 15, Eastern Illinois 3  
Southeast Missouri 10, Morehead State 9  
Eastern Illinois 10, Morehead State 8 S  
outheast Missouri 12, Eastern Ky. 8  
Eastern Illinois 26, Eastern Kentucky 10  
Southeast Missouri 15, Eastern Illinois 11

#### 1999 (at Southeast Missouri)

Middle Tennessee 12, Austin Peay 9  
Eastern Kentucky 8, Murray State 5  
Eastern Illinois 8, Middle Tennessee 7  
Eastern Kentucky 13, Southeast Missouri 6  
Middle Tennessee 6, Southeast Missouri 4  
Eastern Illinois 9, Eastern Kentucky 4  
Middle Tennessee 4, Eastern Kentucky 3  
Eastern Illinois 4, Middle Tennessee 3

#### 2000 (at Southeast Missouri)

#4 Austin Peay 8, #5 Murray State 7  
#3 Middle Tennessee 4, #6 Eastern Illinois 3  
#1 Eastern Kentucky 5, #4 Austin Peay 2  
#3 Middle Tenn. 3, #2 Southeast Missouri 2  
Southeast Missouri 13, Austin Peay 0  
Middle Tennessee 6, Eastern Kentucky 4  
Southeast Missouri 15, Eastern Kentucky 5  
Middle Tennessee 11, Southeast Missouri 4

#### 2001 (at Paducah, Ky.)

#6 Eastern Kentucky 14, #1 Eastern Illinois 8  
#5 Austin Peay 9, #2 Southeast Missouri 4  
#3 Tennessee Tech 8, #4 Murray State 3  
Eastern Illinois 2, Southeast Missouri 1  
Eastern Kentucky 13, Murray State 3  
Tennessee Tech 10, Austin Peay 5  
Austin Peay 10, Eastern Illinois 6  
Tennessee Tech 16, Eastern Kentucky 7  
Austin Peay 8, Eastern Kentucky 1  
Austin Peay 3, Tennessee Tech 2  
Tennessee Tech 9, Austin Peay 2

#### 2002 (at Paducah, Ky.)\*

#5 Tennessee Tech 8, #2 Eastern Illinois 0  
#1 Southeast Missouri 9, #6 Morehead State 6  
#3 Austin Peay 8, #4 Murray State 6  
Eastern Illinois 21, Morehead State 1  
Murray State 4, Southeast Missouri 3 (10 inn.)  
Tennessee Tech 3, Austin Peay 2  
Southeast Missouri 7, Austin Peay 5  
Eastern Illinois 6, Murray State 5  
Southeast Missouri 9, Tennessee Tech 2

Tennessee Tech 11, Eastern Illinois 10  
Southeast Missouri 13, Tennessee Tech 1

#### 2003 (at Paducah, Ky.)

#6 Eastern Illinois 12, #1 Austin Peay 11  
#5 Eastern Kentucky 12, #2 Southeast Missouri 6  
#4 Murray State 8, #3 Tennessee Tech 3  
Southeast Missouri 4, Austin Peay 0  
Eastern Illinois 9, Tennessee Tech 2  
Eastern Kentucky 13, Murray State 6  
Murray State 4, Southeast Missouri 3  
Eastern Kentucky 8, Eastern Illinois 7  
Murray State 6, Eastern Illinois 4 (13 inn.)  
Murray State 11, Eastern Kentucky 5  
Murray State 19, Eastern Kentucky 4

#### 2004 (at Paducah, Ky.)

#2 Eastern Illinois 18, #5 Southeast Missouri 9  
#3 Jacksonville State 15, #4 Eastern Kentucky 0  
#6 Samford 15, #1 Austin Peay 3  
Southeast Missouri 6, Austin Peay 1  
Eastern Kentucky 15, Samford 9  
Jacksonville State 5, Eastern Illinois 3  
Samford 6, Eastern Illinois 1  
Southeast Missouri 9, Eastern Kentucky 7  
Jacksonville State 13, Samford 5  
Southeast Missouri 7, Jacksonville State 6 (11)  
Jacksonville State 5, Southeast Missouri 1

#### 2005 (at Paducah, Ky.)

#4 Murray State 4, #5 Southeast Missouri 3  
#6 Eastern Kentucky 6, #3 Morehead State 4  
Morehead State 6, Southeast Missouri 1  
#2 Austin Peay 6, Murray State 5  
#1 Jacksonville State 8, Eastern Kentucky 2  
Eastern Kentucky 8, Morehead State 6  
Eastern Kentucky 7, Murray State 2  
Austin Peay 4, Jacksonville State 1  
Jacksonville State 11, Eastern Kentucky 6  
Jacksonville State 8, Austin Peay 7  
Austin Peay 5, Jacksonville State 0

#### 2006 (at Paducah, Ky.)

#4 Eastern Kentucky 6, #5 Austin Peay 3  
#6 Southeast Missouri 7, #3 Eastern Illinois 6  
Austin Peay 10, Eastern Illinois 2  
#2 Jacksonville State 19, Eastern Kentucky 7  
#1 Samford 11, Southeast Missouri 5  
Southeast Missouri 10, Austin Peay 9  
Eastern Kentucky 14, Southeast Missouri 10  
Jacksonville State 17, Samford 6  
Samford 24, Eastern Kentucky 6  
Jacksonville State 8, Samford 7



## 2007 (at Paducah, Ky.)

#4 Samford 8, #5 Eastern Kentucky 3  
#3 Southeast Missouri 10, #6 Murray State 7  
Eastern Kentucky 5, Murray State 2  
#2 Jacksonville State 15, Southeast Missouri 2  
#1 Austin Peay 5, Samford 1  
Samford 9, Eastern Kentucky 4  
Samford 5, Southeast Missouri 1  
Austin Peay 2, Jacksonville State 1  
Jacksonville State 10, Samford 8  
Austin Peay 3, Jacksonville State 2

## 2008 (at Paducah, Ky.)

#4 Eastern Illinois 4, #5 Tennessee Tech 1  
#6 Southeast Missouri 5, #3 Austin Peay 2  
Tennessee Tech 5, Austin Peay 4  
Eastern Illinois 8, #2 Samford 4  
#1 Jacksonville State 7, Southeast Missouri 6  
Tennessee Tech 9, Samford 1  
Southeast Missouri 8, Tennessee Tech 4  
Eastern Illinois 10, Jacksonville State 6  
Southeast Missouri 6, Jacksonville State 4  
Eastern Illinois 7, Southeast Missouri 4

## 2009 (at Paducah, Ky.)

#5 Tennessee Tech 9, #4 Southeast Missouri 5  
#6 Jacksonville State 9, #3 Morehead State 0  
Morehead State 7, Southeast Missouri 5 (11)  
Tennessee Tech 7, #2 Murray State 2  
Jacksonville State 11, #1 Eastern Illinois 5  
Murray State 8, Morehead State 5  
Murray State 5, Eastern Illinois 4  
Tennessee Tech 13, Jacksonville State 12 (10)  
Jacksonville State 9, Murray State 3  
Tennessee Tech 4, Jacksonville State 3 (10)

## 2010 (at Jackson, Tenn.)

#5 Eastern Illinois 10, #4 Southeast Missouri 5 (10)  
#6 Eastern Kentucky 4, #3 Murray State 3  
Murray State 13, Southeast Missouri 9 (10)  
#2 Jacksonville State 7, Eastern Illinois 5  
#1 Tennessee Tech 7, Eastern Kentucky 4  
Murray State 10, Eastern Kentucky 2  
Murray State 14, Eastern Illinois 4  
Jacksonville State 9, Tennessee Tech 7  
Tennessee Tech 15, Murray State 6  
Jacksonville State 10, Tennessee Tech 8

## 2011 (at Jackson, Tenn.)

#4 Tennessee Tech 6, #5 Eastern Kentucky 5  
#3 Jacksonville State 9, #6 UT Martin 8  
UT Martin 6, Eastern Kentucky 2  
Jacksonville State 8, #2 Southeast Missouri 2  
#1 Austin Peay 2, Tennessee Tech 1

Southeast Missouri 12, UT Martin 7  
Southeast Missouri 6, Tennessee Tech 1  
Austin Peay 4, Jacksonville State 1  
Jacksonville State 15, Southeast Missouri 12  
Austin Peay 7, Jacksonville State 3

## 2012 (at Jackson, Tenn.)

#4 Eastern Illinois 2, #5 Morehead State 1  
#6 Southeast Missouri 4, #3 Jacksonville State 1  
Jacksonville State 12, Morehead State 5  
Eastern Illinois 11, #2 Eastern Kentucky 2  
Southeast Missouri 4, #1 Austin Peay 3  
Jacksonville State 9, Eastern Kentucky 4  
Austin Peay 7, Jacksonville State 6 (11)  
Eastern Illinois 7, Southeast Missouri 6  
Austin Peay 10, Southeast Missouri 6  
Austin Peay 7, Eastern Illinois 0  
Austin Peay 3, Eastern Illinois 0

## 2013 (at Jackson, Tenn.)

#5 Eastern Kentucky 11, #4 Jacksonville State 2  
#6 Southeast Missouri 9, #3 Belmont 6  
Belmont 6, Jacksonville State 3  
#2 Austin Peay 13, Eastern Kentucky 3  
#1 Tennessee Tech 5, Southeast Missouri 1  
Southeast Missouri 2, Belmont 1  
Eastern Kentucky 12, Southeast Missouri 9  
Austin Peay 6, Tennessee Tech 2  
Eastern Kentucky 6, Tennessee Tech 4  
Austin Peay 6, Eastern Kentucky 3

## 2014 (at Jackson, Tenn.)

#5 Morehead State 11, #4 SIUE 6  
#6 Eastern Illinois 2, #3 Jacksonville State 1  
Jacksonville State 7, SIUE 5  
#2 Tennessee Tech 14, Morehead State 2  
#1 Southeast Missouri 8, Eastern Illinois 6  
Jacksonville State 13, Eastern Illinois 2  
Jacksonville State 7, Morehead State 1  
Tennessee Tech 9, Southeast Missouri 2  
Jacksonville State 6, Southeast Missouri 2  
Jacksonville State 10, Tennessee Tech 7  
Jacksonville State 4, Tennessee Tech 2

## 2015 (at Jackson, Tenn.)

#4 Tennessee Tech 5, #5 Jacksonville State 3  
#6 Belmont 9, #3 SIUE 7 (11)  
Jacksonville State 8, SIUE 5  
#2 Morehead State 4, Tennessee Tech 3 (10)  
Belmont 7, #1 Southeast Missouri 2  
Southeast Missouri 12, Jacksonville State 4  
Southeast Missouri 14, Tennessee Tech 3  
Morehead State 8, Belmont 4  
Southeast Missouri 9, Belmont 4  
Morehead State 16, Southeast Missouri 3

## 2016 (at Jackson, Tenn.)\*

#4 Morehead State 3, #5 Tennessee Tech 2 (12)  
#3 Austin Peay 12, #6 Belmont 7  
Belmont 9, Tennessee Tech 8  
#2 Jacksonville State 12, Austin Peay 10  
#1 Southeast Missouri 3, Morehead State 0  
Belmont 8, Morehead State 0  
Austin Peay 7, Belmont 4 (13)  
Jacksonville State 11, Southeast Missouri 7  
Southeast Missouri 10, Austin Peay 4  
Southeast Missouri 10, Jacksonville State 7  
Southeast Missouri 14, Jacksonville State 8

## 2017 (at Oxford, Ala.)

#7 Austin Peay 6, #8 UT Martin 2  
#5 Southeast Missouri 13, #4 Jacksonville State 10  
#6 Murray State 9, #3 Belmont 3  
#2 Morehead State 9, Austin Peay 4  
Austin Peay 8, Jacksonville State 7  
#1 Tennessee Tech 14, Southeast Missouri 9  
Morehead State 12, Murray State 6  
Belmont 6, Austin Peay 1  
Murray State 8, Southeast Missouri 5  
Tennessee Tech 8, Morehead State 6  
Belmont 5, Murray State 4  
Belmont 11, Morehead State 6  
Tennessee Tech 16, Belmont 4

## 2018 (at Oxford, Ala.)

#7 Murray State 15, #8 Eastern Illinois 5  
#4 Jacksonville State 8, #5 Austin Peay 2  
#3 Morehead State 12, #6 Eastern Kentucky 7  
#2 Southeast Missouri 5, Murray State 2  
Eastern Kentucky 13, Murray State 6  
#1 Tennessee Tech 5, Jacksonville State 2  
Morehead State 18, Southeast Missouri 9  
Eastern Kentucky 5, Austin Peay 1  
Tennessee Tech 10, Morehead State 5  
Jacksonville State 11, Southeast Missouri 0  
Eastern Kentucky 11, Jacksonville State 8 (14)  
Morehead State 5, Eastern Kentucky 2  
Morehead State 11, #18 Tennessee Tech 6  
Morehead State 4, #18 Tennessee Tech 3

\* OVC Tournament Champion

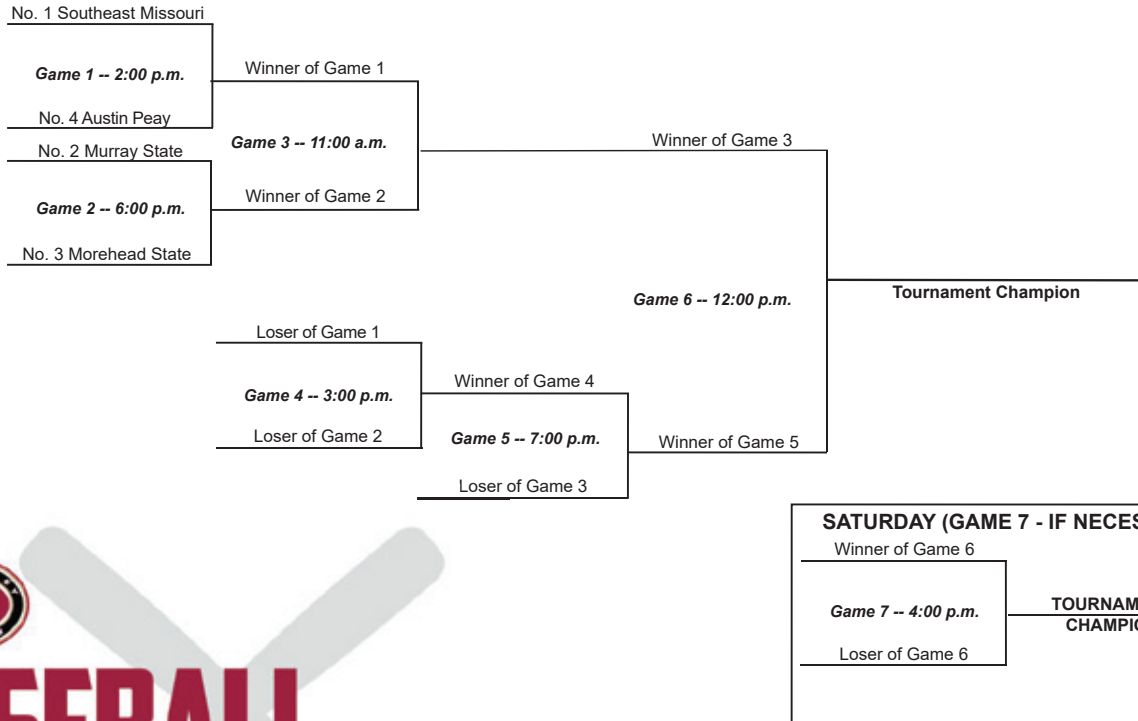


## SOUTHEAST MISSOURI BASEBALL NOTES // OVC TOURNAMENT

**THURSDAY**  
Games 1 & 2

**FRIDAY**  
Games 3, 4 & 5

**SATURDAY**  
Games 6 & 7



**BASEBALL 2021**  
**CHAMPIONSHIP**

**2021 OVC Baseball Championship**  
**May 27-29 • Jackson, Tennessee**



# SOUTHEAST MISSOURI BASEBALL NOTES // OVC TOURNAMENT



## OVC Tournament Record vs.

Austin Peay	9-4
Belmont	3-1
Eastern Illinois	4-5
Eastern Kentucky	4-4
Jacksonville State	7-8
Middle Tennessee	2-6
Murray State	2-5
Morehead State	4-5
Samford	0-2
Tennessee Tech	6-6
UT Martin	1-0

2008	3-2	2nd
2009	0-2	-
2010	0-2	-
2011	2-2	-
2012	2-2	-
2013	2-2	-
2014	1-2	-
2015	3-2	2nd
2016	4-1	1st
2017	1-2	-
2018	1-2	-
Total	42-46	

## OVC Regular-Season Titles

	<u>Head Coach</u>
2002	Mark Hogan
2014	Steve Bieser
2015	Steve Bieser
2016	Steve Bieser
2021	Andy Sawyers

## OVC Tournament Titles

	<u>Head Coach</u>
1998	Mark Hogan
2002	Mark Hogan
2016	Steve Bieser

## OVC Tournament Records

1992	1-2	-
1995	2-2	2nd
1996	1-2	-
1997	3-2	2nd
1998	3-0	1st
1999	0-2	-
2000	2-2	2nd
2001	0-2	-
2002	4-1	1st
2003	1-2	-
2004	3-2	2nd
2005	0-2	-
2006	2-2	-
2007	1-2	-

## OVC Tournament Records by Seed

	<u>Year (s)</u>
#1	12-6
#2	5-8
#3	1-2
#4	0-4
#5	4-6
#6	9-8

*Seedings began in 2000*

## Career Statistics at OVC Tournament

	<u>Avg.</u>	<u>GP-GS</u>	<u>AB</u>	<u>R</u>	<u>H</u>	<u>2B</u>	<u>3B</u>	<u>HR</u>	<u>RBI</u>	<u>TB</u>	<u>SLG%</u>	<u>BB</u>	<u>HBP</u>	<u>SO</u>	<u>GDP</u>	<u>OB%</u>	<u>SF</u>	<u>SH</u>	<u>SB-ATT</u>	<u>PO</u>	<u>A</u>	<u>E</u>	<u>FLD%</u>
Danny Wright	.273	6-6	22	5	6	0	0	2	7	12	.545	3	2	2	0	.407	0	0	1-1	11	9	0	1.000
Connor Basler	.267	4-4	15	1	4	2	0	0	1	6	.400	0	1	5	0	.294	1	0	0-0	5	12	4	.809



# SOUTHEAST MISSOURI BASEBALL NOTES // OVC TOURNAMENT

No.	Name	Pos.	Ht.	Wt.	Cl.	B/T	Hometown (High School/College)
00	Jeb Callaghan	LHP	6-1	222	Jr.	L/L	Yakima, Wash. (Naches Valley/George Washington)
1	Jevon Mason	OF	5-11	202	So.	R/R	West Des Moines, Iowa (West Des Moines Valley/Iowa Western CC)
2	Connor Basler	INF	6-1	183	Sr.	R/R	Ste. Genevieve, Mo. (Valle Catholic)
4	Braxton Zivic	OF	5-9	183	So.	R/R	Magnolia, Del. (Atlantic Shores Christian/Rend Lake College)
5	Noah Jacobsen	OF	6-1	200	Fr.	R/R	Potosi, Mo. (Potosi)
7	Kyle Miller	RHP	6-2	210	Fr.	R/R	Eureka, Mo. (Eureka)
8	Ty Stauss	UT	5-10	190	Fr.	L/R	Wildwood, Mo. (Lafayette)
9	Tyler Wilber	INF	6-3	225	Jr.	R/R	Los Alamitos, Calif. (Los Alamitos/Long Beach City College)
10	Lincoln Andrews	INF	6-4	228	Fr.	L/R	Canon City, Colo. (Canon City)
11	Rance Pittman	RHP	6-1	196	Jr.	R/R	West Linn, Ore. (West Linn/Lower Columbia College)
12	Andrew Keck	C	6-3	220	So.	R/R	St. Louis, Mo. (St. John Vianney)
13	Wade Stauss	C	6-2	225	R-So.	L/R	Wildwood, Mo. (Lafayette)
14	Danny Sperling	INF	6-1	188	So.	L/R	Wauconda, Ill. (Wauconda/McHenry County College)
15	Joseph Karall	RHP	6-2	218	So.	R/R	St. Albert, Alberta, Canada (Bellerose Composite/Cloud County CC)
16	Peyton Leeper	UT	5-11	200	Fr.	S/R	Mokane, Mo. (South Callaway)
17	Jon Sawyers	LHP	6-0	183	Fr.	L/L	Chesapeake, Va. (Atlantic Shores Christian/Rend Lake College)
18	Noah Niznik	LHP	5-11	196	So.	L/L	St. Louis, Mo. (St. John Vianney)
19	Danny Wright	OF	5-11	180	Sr.	S/R	Dardenne Prairie, Mo. (Fort Zumwalt West)
20	Ryan Vogt	RHP	6-4	220	So.	R/R	Ava, Ill. (Trico/McKendree University)
21	Josh Hoffmann	LHP	5-10	200	So.	L/L	Ballwin, Mo. (Parkway South/Southeastern CC (IA)
22	Austin Blazevec	INF	6-2	203	Sr.	L/R	Plainfield, Ill. (Plainfield Central/Kaskaskia College)
23	Brett Graber	OF	6-0	190	So.	R/R	Sacramento, Calif. (Capital Christian School/Cosumnes River College)
24	Fischer Rausch	RHP	6-5	237	Fr.	R/R	St. Louis, Mo. (Valley Park)
25	Dylan Dodd	LHP	6-3	210	Sr.	L/L	Danville, Ill. (Bismarck-Henning/Kankakee CC)
26	Collin Wilma	RHP	6-4	190	Fr.	R/R	Tinley Park, Ill. (Tinley Park)
27	Austin Williams	RHP	6-3	210	Jr.	R/R	Judsonia, Ark. (White County Central/Three Rivers CC)
28	Anthony Klein	RHP	6-1	225	Fr.	R/R	St. Louis, Mo. (Parkway Central)
30	Adonis Forte	OF	5-11	182	Fr.	L/L	Omaha, Neb. (Omaha Central)
31	Blake Cisneros	LHP	6-1	208	So.	L/L	Fenton, Mo. (Rockwood Summit)
32	Connery O'Donnell	RHP	6-3	212	So.	R/R	Milliken, Colo. (Roosevelt/Garden City CC)
33	Bryce Grossius	RHP	6-1	210	So.	R/R	St. Louis, Mo. (St. Mary's)
34	Brandon McCabe	RHP	6-0	215	So.	R/R	Boynton, Fla. (Trinity Christian Adademy/Rend Lake College)
35	Ryan Malzahn	OF	6-4	203	Fr.	R/R	O'Fallon, Mo. (Living Word Christian)
36	Joey Kossina	LHP	6-2	203	Fr.	L/L	Belleville, Ill. (Belleville West)
37	Hunter Ralls	RHP	6-3	190	So.	R/R	Anna, Ill. (Jonesboro)
38	Hayden Malenfant	RHP	6-2	197	Jr.	R/R	Whitby, Ontario (Sinclair Secondary/Southeastern CC (IA)
44	Matt Perego	RHP	6-7	252	So.	R/R	Ballwin, Mo. (Parkway West/John A. Logan College)
55	Noah Stone	RHP	6-8	283	So.	R/R	St. Louis, Mo. (Lutheran South/Three Rivers CC)

## Coaches & Staff

- 3 Andy Sawyers, Head Coach (Fifth Year)
- 35 Matthew Kinney, Assistant Coach (Fourth Year)
- 6 Michael Cavazos, Volunteer Assistant (Second Year)
- Trevor Ezell, Director of Offensive Player Development (First Year)
- Drew Millwood, Director of Analytics (First Year)
- Brian Robbett, Strength & Conditioning
- Mike Patke, Athletic Trainer
- Connor Rooney, Manager
- Connor Martin, Manager
- Ben Kouba, Manager
- Evan Gray, Manager

## Pronunciations

- Connor Basler BOZ-ler
- Austin Blazevec blaze-uh-vick
- Jeb Callaghan callahan (g is silent)
- Blake Cisneros sis-narrows
- Adonis Forte for-TAY
- Bryce Grossius grocius (like grocery)
- Joseph Karall carroll
- Joey Kossina CUSS-ee-nuh
- Jevon Mason JUH-von
- Noah Niznik nez-nick
- Matt Perego purr-ay-go
- Ty Stauss stauss (sounds like house)
- Wade Stauss stauss (sounds like house)
- Ryan Vogt vogue

# SOUTHEAST MISSOURI BASEBALL NOTES // OVC TOURNAMENT




No.	Name	Pos.	Ht.	Wt.	Cl.	B/T	Hometown (High School/College)
10	Lincoln Andrews	INF	6-4	228	Fr.	L/R	Canon City, Colo. (Canon City)
2	Connor Basler	INF	6-1	183	Sr.	R/R	Ste. Genevieve, Mo. (Valle Catholic)
22	Austin Blazevec	INF	6-2	203	Sr.	L/R	Plainfield, Ill. (Plainfield Central/Kaskaskia College)
00	Jeb Callaghan	LHP	6-1	222	Jr.	L/L	Yakima, Wash. (Naches Valley/George Washington)
31	Blake Cisneros	LHP	6-1	208	So.	L/L	Fenton, Mo. (Rockwood Summit)
25	Dylan Dodd	LHP	6-3	210	Sr.	L/L	Danville, Ill. (Bismarck-Henning/Kankakee CC)
30	Adonis Forte	OF	5-11	182	Fr.	L/L	Omaha, Neb. (Omaha Central)
23	Brett Graber	OF	6-0	190	So.	R/R	Sacramento, Calif. (Capital Christian School/Cosumnes River College)
33	Bryce Grossius	RHP	6-1	210	So.	R/R	St. Louis, Mo. (St. Mary's)
21	Josh Hoffmann	LHP	5-10	200	So.	L/L	Ballwin, Mo. (Parkway South/Southeastern CC (IA)
5	Noah Jacobsen	OF	6-1	200	Fr.	R/R	Potosi, Mo. (Potosi)
15	Joseph Karall	RHP	6-2	218	So.	R/R	St. Albert, Alberta, Canada (Bellerose Composite/Cloud County CC)
12	Andrew Keck	C	6-3	220	So.	R/R	St. Louis, Mo. (St. John Vianney)
28	Anthony Klein	RHP	6-1	225	Fr.	R/R	St. Louis, Mo. (Parkway Central)
36	Joey Kossina	LHP	6-2	203	Fr.	L/L	Belleville, Ill. (Belleville West)
16	Peyton Leeper	UT	5-11	200	Fr.	S/R	Mokane, Mo. (South Callaway)
38	Hayden Malenfant	RHP	6-2	197	Jr.	R/R	Whitby, Ontario (Sinclair Secondary/Southeastern CC (IA)
35	Ryan Malzahn	OF	6-4	203	Fr.	R/R	O'Fallon, Mo. (Living Word Christian)
1	Jevon Mason	OF	5-11	202	So.	R/R	West Des Moines, Iowa (West Des Moines Valley/Iowa Western CC)
34	Brandon McCabe	RHP	6-0	215	So.	R/R	Boynton, Fla. (Trinity Christian Adademy/Rend Lake College)
7	Kyle Miller	RHP	6-2	210	Fr.	R/R	Eureka, Mo. (Eureka)
18	Noah Niznik	LHP	5-11	196	So.	L/L	St. Louis, Mo. (St. John Vianney)
32	Connery O'Donnell	RHP	6-3	212	So.	R/R	Milliken, Colo. (Roosevelt/Garden City CC)
44	Matt Perego	RHP	6-7	252	So.	R/R	Ballwin, Mo. (Parkway West/John A. Logan College)
11	Rance Pittman	RHP	6-1	196	Jr.	R/R	West Linn, Ore. (West Linn/Lower Columbia College)
37	Hunter Ralls	RHP	6-3	190	So.	R/R	Anna, Ill. (Jonesboro)
24	Fischer Rausch	RHP	6-5	237	Fr.	R/R	St. Louis, Mo. (Valley Park)
17	Jon Sawyers	LHP	6-0	183	Fr.	L/L	Chesapeake, Va. (Atlantic Shores Christian/Rend Lake College)
14	Danny Sperling	INF	6-1	188	So.	L/R	Wauconda, Ill. (Wauconda/McHenry County College)
8	Ty Stauss	UT	5-10	190	Fr.	L/R	Wildwood, Mo. (Lafayette)
13	Wade Stauss	C	6-2	225	R-So.	L/R	Wildwood, Mo. (Lafayette)
55	Noah Stone	RHP	6-8	283	So.	R/R	St. Louis, Mo. (Lutheran South/Three Rivers CC)
20	Ryan Vogt	RHP	6-4	220	So.	R/R	Ava, Ill. (Trico/McKendree University)
9	Tyler Wilber	INF	6-3	225	Jr.	R/R	Los Alamitos, Calif. (Los Alamitos/Long Beach City College)
27	Austin Williams	RHP	6-3	210	Jr.	R/R	Judsonia, Ark. (White County Central/Three Rivers CC)
26	Collin Wilma	RHP	6-4	190	Fr.	R/R	Tinley Park, Ill. (Tinley Park)
19	Danny Wright	OF	5-11	180	Sr.	S/R	Dardenne Prairie, Mo. (Fort Zumwalt West)
4	Braxton Zivic	OF	5-9	183	So.	R/R	Magnolia, Del. (Atlantic Shores Christian/Rend Lake College)

## Roster Breakdown

Total Squad Members	38
Seniors	4
Juniors	5
Sophomores	17
Freshmen	12
Newcomers	19
Position Starters Returning/Lost	6/3
Starting Pitchers Returning/Lost	3/1



## SOUTHEAST MISSOURI BASEBALL NOTES // OVC TOURNAMENT



**Jeb Callaghan**

LHP / 6-1 / 222 / Jr. / L/L  
Yakima, Wash.



**Jevon Mason**

OF / 5-11 / 202 / So. / R/R  
West Des Moines, Iowa



**Connor Basler**

INF / 6-1 / 183 / Sr. / R/R  
Ste. Genevieve, Mo.



**Braxton Zivic**

OF / 5-9 / 183 / So. / R/R  
Magnolia, Del.



**Noah Jacobsen**

OF / 6-1 / 200 / Fr. / R/R  
Potosi, Mo.




**Kyle Miller**

RHP / 6-2 / 210 / Fr. / R/R  
Eureka, Mo.




**Ty Stauss**

UT / 5-10 / 190 / Fr. / L/R  
Wildwood, Mo.




**Tyler Wilber**

INF / 6-3 / 225 / Jr. / R/R  
Los Alamitos, Calif.




**Lincoln Andrews**

INF / 6-4 / 228 / Fr. / L/R  
Canon City, Colo.



**Rance Pittman**

RHP / 6-1 / 196 / Jr. / R/R  
West Linn, Ore.




**Andrew Keck**

C / 6-3 / 220 / So. / R/R  
St. Louis, Mo.




**Wade Stauss**

C / 6-2 / 225 / R-So. / L/R  
Wildwood, Mo.




**Danny Sperling**

INF / 6-1 / 188 / So. / L/R  
Wauconda, Ill.




**Joseph Karall**

RHP / 6-2 / 218 / So. / R/R  
St. Albert, Alberta, Canada




**Peyton Leeper**

UT / 5-11 / 200 / Fr. / S/R  
Mokane, Mo.



**Jon Sawyers**

LHP / 6-0 / 183 / Fr. / L/L  
Magnolia, Del.




**Noah Niznik**

LHP / 5-11 / 196 / So. / L/L  
St. Louis, Mo.



**Danny Wright**

OF / 5-11 / 180 / Sr. / S/R  
Dardenne Prairie, Mo.




**Ryan Vogt**

RHP / 6-4 / 220 / So. / R/R  
Ava, Ill.




**Josh Hoffmann**

LHP / 5-10 / 200 / So. / L/L  
Ballwin, Mo.




**Austin Blazevec**

INF / 6-2 / 203 / Sr. / L/R  
Plainfield, Ill.




**Brett Graber**

OF / 6-0 / 190 / So. / R/R  
Sacramento, Calif.



**Fischer Rausch**

RHP / 6-5 / 237 / Fr. / R/R  
St. Louis, Mo.



**Dylan Dodd**


LHP / 6-3 / 210 / Sr. / L/L  
Danville, Ill.



**Collin Wilma**

RHP / 6-4 / 190 / Fr. / R/R  
Tinley Park, Ill.





27

**Austin Williams**

RHP / 6-3 / 210 / Jr. / R/R  
Judsonia, Ark.



28

**Anthony Klein**


RHP / 6-1 / 225 / Fr. / R/R  
St. Louis, Mo.



30

**Adonis Forte**

OF / 5-11 / 182 / Fr. / L/L  
Omaha, Neb.



31

**Blake Cisneros**

LHP / 6-1 / 208 / So. / L/L  
Fenton, Mo.



32

**Connery O'Donnell**


RHP / 6-3 / 212 / So. / R/R  
Milliken, Colo.



33

**Bryce Grossius**


RHP / 6-1 / 210 / So. / R/R  
St. Louis, Mo.



34

**Brandon McCabe**


RHP / 6-0 / 215 / So. / R/R  
Boynton, Fla.



35

**Ryan Malzahn**


OF / 6-4 / 203 / Fr. / R/R  
O'Fallon, Mo.



36

**Joey Kossina**


LHP / 6-2 / 203 / Fr. / L/L  
Belleville, Ill.



37

**Hunter Ralls**

RHP / 6-3 / 190 / So. / R/R  
Anna, Ill.



38

**Hayden Malenfant**


RHP / 6-2 / 197 / Jr. / R/R  
Whitby, Ontario



44

**Matt Perego**

RHP / 6-7 / 252 / So. / R/R  
Ballwin, Mo.



55

**Noah Stone**

RHP / 6-8 / 283 / So. / R/R  
St. Louis, Mo.



3

**Andy Sawyers**


Head Coach  
Fifth Year



35

**Matthew Kinney**


Assistant Coach  
Fourth Year



6


**Michael Cavazos**

Volunteer Assistant  
Second Year



**Trevor Ezell**

Director of Offensive Player  
Development / First Year



**Drew Millwood**

Director of Analytics  
First Year




**Connor Rooney**  
Manager



**Connor Martin**  
Manager




**Ben Kouba**  
Manager



**Evan Gray**  
Manager



**Mike Patke**  
Athletic Trainer



**Brian Robbett**  
Strength & Conditioning



# ANDY SAWYERS

HEAD COACH

FIFTH YEAR // NEBRASKA, 1998

**A**ndy Sawyers enters his fifth year as Southeast Missouri's head coach in 2021.

SEMO had an overall record of 9-8 and a 2-1 mark in Ohio Valley Conference play when its 2020 season was abruptly cut short due to a global COVID-19 pandemic. The Redhawks heated up to win seven of nine contests prior to the end of competition.

The Redhawks led the OVC in batting average (.314), hits (188), triples (9), plate appearances (707), at-bats (598), hit by pitch (26), stolen bases (36), fewest walks allowed (54) and fielding percentage (.976), and rated second in slugging percentage (.503), on-base percentage (.404), runs (129), RBI (121) and home runs (21) at the time their 2020 campaign came to a close. SEMO also ranked among the top 10 teams in the nation in hits

(6th) and triples (8th).

Individually, Justin Dirden led the conference in slugging percentage (.900), RBI (26), home runs (9), hits (29), total bases (63) and stolen bases (9) before signing as an undrafted free agent with the Houston Astros.

Shortstop Tyler Wilber topped the OVC in runs (26) and center fielder Danny Wright tied a league-high with 29 hits when play was suspended.

Pitching wise, left-handers Dylan Dodd (2-1, 36 Ks) and Noah Niznik (3-0, 15 Ks) were a combined 5-1 with 51 strikeouts and two complete game shutouts through four starts in 2020.

Nineteen returnees are back for Sawyers to mentor again this spring as the Redhawks return over 60 percent of last year's roster.

None of those players lost any

eligibility after the COVID-19 pandemic influenced the NCAA Division I Council's decision to allow schools to provide spring-sport student-athletes an additional season of competition and an extension on their period of eligibility.

Before they took the field last spring, the Redhawks ushered in a state-of-the-art hitting facility adjacent to Capaha Field. The 4,000-square foot facility can fit up to four batting cages and is equipped with portable pitching mounds. It also had HitTrax Rapsodo technology which is used to enhance overall player performance through real-time stats and performance metrics.

In Sawyers' last full season of competition, SEMO went 23-32 during an injury-riddled 2019 campaign. The Redhawks played without five of their position starters for much of the season.

Despite the misfortune with injuries, SEMO had a pair of All-OVC performers in Wilber and Niznik.

A First-Team selection, Wilber led the OVC with a .383 batting average and was the Redhawks leader in hits (80) doubles (19), triples (3), RBI (40), slugging percentage (.531) and on-base percentage (.480).

Niznik, who landed a spot on the All-Newcomer Team, started 13 games as a freshman. He led the team with a 3.63 ERA, ranked second in innings (62) and third in both strikeouts (49) and wins (3).

The year before that, Sawyers guided the 2018 squad to the program's 13th consecutive OVC Tournament berth as the Redhawks finished 27-30 overall and second in the conference with a 20-10 record.

That team produced three First-Team All-OVC performers,





including Carlos Vega, Trevor Ezell and Dirden.

Sawyers was hired as the sixth head coach in program history on July 29, 2016.

In his first year as an NCAA Division I head coach in 2017, Sawyers led the Redhawks to a winning season (29-26 overall, 16-14 OVC). He also picked up his first career OVC Tournament win along the way.

First-Team pick Dan Holst, Second-Team selections Brian Lees, Chris Osborne, Justin Murphy and Clay Chandler, and All-Newcomer Team member Danny Wright formed a group of six All-OVC players in Sawyers' debut season as a Division I head coach.

In all, Sawyers has two decades worth of collegiate coaching experience.

Prior to arriving in Cape Girardeau, he worked two seasons as the Associate Head Coach/Offensive Coordinator at Big 12 Conference member Kansas State. There, Sawyers oversaw the hitters and catchers, while helping coordinate recruiting efforts.

Sawyers has coached in two College World Series, two NCAA Super Regionals and eight NCAA Tournaments during his coaching tenure. He has mentored 39 Major League Baseball draft picks, including two first-round selections and eight top-10 round picks.

The Wildcats ranked fourth in the Big 12 offensively with a .284 team batting average in 2016. K-State's offense registered a .400 slugging percentage and .372 on-base percentage, scored 335 runs, had 550 hits, belted 100 doubles, notched 17 triples, and finished with 30 home runs

and 300 RBI.

Sawyers coached freshman Josh Rolette who garnered Louisville Slugger Freshman All-American honors in 2016. He also helped mentor Jake Scudder who was named Big 12 Newcomer of the Year. The Wildcats had three student-athletes on the All-Big 12 Teams that season.

The 2015 and 2016 campaigns were Sawyers' second stint at K-State.

He previously served as an assistant coach for the Wildcats in 2009 and 2010. Sawyers helped lead K-State to an 80-30-1 record and the first two NCAA Regional appearances in school history over that span.

The 2009 season was a year of power for the Wildcats under Sawyers. The team hit 22 triples and 58 home runs, most in both categories since 1997. The offense shined when it came to stolen bases as the 149 steals were second-most in the nation and just two shy of breaking the Big 12 record. Overall, the team finished among Big 12 leaders in on-base percentage (2nd, .399), runs scored (2nd, 458), hits (2nd, 675), RBI (2nd, 420), doubles (3rd, 123), and fewest strikeouts (4th, 393).

Six Wildcats claimed All-Big 12 honors in 2009, including outfielder Nick Martini, who also garnered Louisville Slugger Freshman All America honors, and Justin Bloxom and Carter Jurica, who finished fourth and eighth, respectively, in the Big 12 in batting average.

The 2010 squad matched the success of 2009 by also reaching the NCAA postseason, and the offense topped the previous season totals in

batting average (.323 in 2010; .317 in 2009), runs per game (7.6 vs. 7.4) and OBP (.426 vs. .399).

Before K-State, Sawyers spent four seasons as Associate Head Coach at Texas A&M (2011-14). Those four seasons at Texas A&M represented the end of Sawyers' five-year stint with the Aggies after he spent 2008 as a volunteer assistant coach.

In each of those five seasons, Sawyers helped Texas A&M reach an NCAA Regional while also winning a pair of Big 12 championships. In addition, he coached standouts Tyler Naquin - 2011 Big 12 Player of the Year, All-American and a first round pick by the Cleveland Indians in 2012 - and Krey Bratson, a 2011 Freshman All-American.

Before his appointment at Texas A&M in 2008, Sawyers worked with current Aggie head coach Rob Childress as an assistant coach and recruiting coordinator at Nebraska from 2003-07.

While in Lincoln, he helped the Huskers earn four trips

to the NCAA Tournament, including an appearance at the 2005 College World Series. Sawyers, who lettered two years at Nebraska, worked with 12 Huskers who were selected in the MLB Draft, including Alex Gordon, a two-time Big 12 Player of the Year. In 2005, Gordon won five National Player of the Year awards before being taken as the second overall pick by the Kansas City Royals.

Sawyers took on all hitting coach responsibilities at Nebraska beginning with the 2006 season when the team hit .310 - its best mark in four years - and ranked in the top three of the Big 12 in home runs, stolen bases, on-base percentage and slugging percentage.

Sawyers served as the academic coordinator and worked with the catchers during his time at Nebraska, as well. He also had a hand in the Huskers recruiting their then-highest-rated class in school history, as the 2004 recruiting class was ranked 16th nationally by





## SOUTHEAST MISSOURI BASEBALL NOTES // OVC TOURNAMENT

Collegiate Baseball.

After working as the volunteer assistant at Nebraska in 2000, Sawyers worked the 2001 and 2002 seasons as head coach at Hutchinson Community College, compiling an 87-30 record and two postseason berths. In 2001, the Dragons went 40-16 and won the Jayhawk West Sub-Regional, while the 2002 squad set a school record with 47 wins and was ranked as high

as seventh by the NJCAA.

Sawyers' coaching career began at Northwestern (La.) State in 1999 as a volunteer assistant coach, helping the Demons finish second in the Southland Conference.

He first played collegiately at Point Loma (Calif.) Nazarene College in 1994. Following a year off, he played at Mendocino (Calif.) Junior College in 1996 before finishing up his playing

career at Nebraska.

A native of Willits, California, Sawyers received his bachelor (1998) and master's (2000) degrees from Nebraska. He is married to the former Dena Lindeblad and the couple have two sons, Andrew James (A.J.) and Alex.



### Sawyers' Year-by-Year Records

Year	School	Assignment	Record	Conf./Finish	Postseason
1999	Northwestern State	Volunteer Assistant	38-21	18-9/2nd	
2000	Nebraska	Volunteer Assistant	51-17	21-9/2nd	NCAA Super Regional
2001	Hutchinson CC	Head Coach	40-16	-	Sub-Regional
2002	Hutchinson CC	Head Coach	47-11	-	Sub-Regional
2003	Nebraska	Assistant Coach	47-18	20-7/1st	NCAA Regional
2004	Nebraska	Assistant Coach	36-23	11-16/8th	-
2005	Nebraska	Assistant Coach	57-15	19-8/1st	NCAA College World Series
2006	Nebraska	Assistant Coach	42-17	17-10/3rd	NCAA Regional
2007	Nebraska	Assistant Coach	32-27	14-13/4th	NCAA Regional
2008	Texas A&M	Volunteer Assistant	46-19	19-8/1st	NCAA Super Regional
2009	Kansas State	Assistant Coach	43-18-1	14-11-1/4th	NCAA Regional
2010	Kansas State	Assistant Coach	37-22	14-12/3rd	NCAA Regional
2011	Texas A&M	Assoc. Head Coach	47-22	19-8/t1st	NCAA College World Series
2012	Texas A&M	Assoc. Head Coach	43-18	16-8/2nd	NCAA Regional
2013	Texas A&M	Assoc. Head Coach	34-29	13-16/6th	NCAA Regional
2014	Texas A&M	Assoc. Head Coach	36-26	14-16/5th	NCAA Regional
2015	Kansas State	Assoc. Head Coach	27-30	10-14/6th	-
2016	Kansas State	Assoc. Head Coach	26-31	8-16/8th	-
2017	Southeast Missouri	Head Coach	29-26	16-14/5th	OVC Tournament
2018	Southeast Missouri	Head Coach	27-30	20-10/2nd	OVC Tournament
2019	Southeast Missouri	Head Coach	23-32	10-20/10th	-
2020*	Southeast Missouri	Head Coach	9-8	2-1	-
2021	Southeast Missouri	Head Coach	27-19	17-10	-

**Overall Record as a Head Coach:** 202-142 (6 years)

Record at Southeast Missouri, 115-115, 65-55 Ohio Valley Conference (5th year)

Record at Hutchinson CC, 87-27 (2 years)

Record as a college associate head coach, 213-156

Record as a college assistant coach, 294-140-1

Record as a volunteer assistant coach, 135-57

### ■ The Sawyers File

#### Experience:

21st Year (Fifth at SEMO)

#### Hometown:

Willits, Calif.

#### Birthdate:

May 24, 1975

#### Alma Mater:

Nebraska, 1998

#### Education:

B.A. History (Nebraska)  
M.S. Education (Nebraska)

#### Date Hired:

July 29, 2016

#### Family:

Wife - Dena  
Children - A.J., Alex

#### Playing Experience:

Point Loma Nazarene, 1994  
Mendocino College, 1996  
Nebraska, 1997-98

#### Coaching Experience:

Northwestern State, Volunteer Asst., 1999  
Nebraska, Volunteer Asst., 2000  
Hutchinson CC, Head Coach, 2001-02  
Nebraska, Assistant Coach, 2003-07  
Texas A&M, Volunteer Asst., 2008  
Kansas State, Assistant Coach, 2009-10  
Texas A&M, Assoc. Head Coach, 2011-14  
Kansas State, Assoc. Head Coach, 2015-16  
Southeast Missouri, Head Coach, 2017-pr.





## 2021 Statistics

Record: 27-19 Home: 13-8 Away: 14-11 OVC: 17-10

Player	avg	gp-gs	ab	r	h	2b	3b	hr	rbi	tb	slg%	bb	hp	so	gdp	ob%	sf	sh	sb-att	po	a	e	fld%
9 WILBER, Tyler	.400	46-46	180	29	72	11	2	6	45	105	.583	19	5	25	8	.462	4	2	4-5	54	130	8	.958
1 MASON, Jevon	.356	37-34	135	31	48	11	0	1	17	62	.459	21	4	32	2	.453	1	1	4-8	49	0	4	.925
12 KECK, Andrew	.309	46-46	181	31	56	8	1	5	22	81	.448	21	1	28	4	.382	1	0	16-18	163	16	2	.989
10 ANDREWS, Lincoln	.279	39-35	129	13	36	7	0	2	19	49	.380	4	1	31	1	.304	1	2	0-0	100	1	0	1.000
22 BLAZEVIC, Austin	.234	39-38	145	18	34	5	1	1	15	44	.303	9	3	19	4	.291	1	2	0-0	283	13	1	.997
2 BASLER, Connor	.229	46-46	144	24	33	5	0	2	26	44	.306	17	5	38	1	.327	2	7	8-11	69	109	10	.947
13 STAUSS, Wade	.224	41-40	147	26	33	5	0	11	31	71	.483	15	13	60	0	.341	4	0	0-0	291	25	1	.997
16 LEEPER, Peyton	.214	42-42	140	29	30	8	4	0	13	46	.329	23	8	34	1	.355	1	9	4-7	27	82	10	.916
19 WRIGHT, Danny	.199	45-42	161	26	32	1	1	3	28	44	.273	18	5	44	1	.294	3	2	11-14	94	3	2	.980
8 STAUSS, Ty	.178	30-21	73	8	13	3	0	0	5	16	.219	14	1	22	1	.315	1	2	3-3	28	1	1	.967
23 GRABER, Brett	.368	17-3	19	6	7	2	0	0	0	9	.474	2	0	8	0	.429	0	1	0-1	10	0	0	1.000
14 SPERLING, Danny	.250	19-12	44	6	11	1	0	0	5	12	.273	7	2	5	2	.377	0	0	1-1	14	9	0	1.000
4 ZIVIC, Braxton	.143	9-5	14	4	2	0	0	0	1	2	.143	5	0	7	0	.368	0	1	3-3	7	0	0	1.000
5 JACOBSEN, Noah	.067	13-4	15	1	1	0	0	0	1	1	.067	0	1	8	0	.125	0	0	0-1	4	1	1	.833
Totals	.267	46	1527	252	408	67	9	31	228	586	.384	175	49	361	25	.357	19	29	54-72	1207	447	46	.973
Opponents	.270	46	1574	251	425	96	7	40	227	655	.416	156	36	394	20	.346	19	21	39-52	1203	479	49	.972

LOB - Team (345), Opp (349). DPs turned - Team (26), Opp (35). IBB - Team (3), KECK, A. 1, STAUSS, W. 1, WILBER, T. 1, Opp (1). Picked off - GRABER, B. 2, BASLER, C. 1, WILBER, T. 1, LEEPER, P. 1, MASON, J. 1, STAUSS, T. 1, KECK, A. 1.

## (All games Sorted by Earned run avg)

Player	era	w-l	app	gs	cg	sho	sv	ip	h	r	er	bb	so	2b	3b	hr	b/avg	wp	hp	bk	sfa	sha
25 DODD, Dylan	2.36	8-1	13	13	0	0/1	0	84.0	66	27	22	14	102	17	1	7	.208	7	5	1	1	2
33 GROSSIUS, Bryce	5.59	4-2	16	6	0	0/0	0	46.2	55	31	29	12	54	11	0	5	.302	9	2	2	4	4
18 NIZNIK, Noah	7.69	2-6	13	11	1	0/0	0	55.0	74	52	47	28	33	15	2	7	.330	5	5	0	3	5
17 SAWYERS, Jon	0.00	0-0	1	0	0	0/0	0	1.0	2	0	0	1	1	0	0	0	.400	0	0	0	0	0
21 HOFFMANN, Josh	0.00	0-0	1	0	0	0/0	0	0.1	2	0	0	0	0	1	0	0	.667	0	0	0	0	0
24 RAUSCH, Fischer	2.70	0-0	11	0	0	0/1	0	13.1	9	4	4	6	21	3	1	0	.176	7	3	1	0	0
26 WILMA, Collin	2.93	2-0	7	4	0	0/1	0	27.2	22	10	9	8	21	3	0	3	.220	3	5	0	1	0
7 MILLER, Kyle	3.92	3-2	17	4	0	0/1	5	39.0	44	20	17	13	39	16	2	2	.288	5	3	0	5	1
37 RALLS, Hunter	4.72	3-1	17	4	0	0/0	1	34.1	38	21	18	17	29	7	0	3	.270	4	4	0	0	1
44 PEREGO, Matt	4.76	0-0	11	0	0	0/0	0	11.1	13	6	6	7	9	2	0	1	.289	5	1	1	1	0
27 WILLIAMS, Austin	4.84	1-3	19	1	0	0/1	6	35.1	39	20	19	11	37	6	1	5	.269	7	1	0	0	1
32 O'DONNELL, Connery	6.00	0-0	3	0	0	0/0	0	3.0	2	3	2	5	2	1	0	0	.222	1	0	0	1	1
34 MCCABE, Brandon	6.35	0-0	5	0	0	0/0	0	5.2	5	5	4	3	5	1	0	1	.250	2	3	1	1	1
31 CISNEROS, Blake	7.02	3-2	19	0	0	0/0	1	16.2	10	13	13	11	18	2	0	1	.185	3	1	0	1	5
38 MALENFANT, Hayden	7.43	1-0	11	0	0	0/0	0	13.1	15	14	11	7	12	3	0	3	.288	1	1	0	1	0
36 KOSSINA, Joey	7.71	0-1	5	1	0	0/0	0	7.0	11	6	6	2	7	3	0	0	.355	2	0	0	0	0
20 VOGT, Ryan	12.86	0-1	6	2	0	0/0	0	7.0	11	10	10	6	3	4	0	1	.367	4	0	0	0	0
15 KARALL, Joseph	48.60	0-0	4	0	0	0/0	0	1.2	7	9	9	5	1	1	0	1	.583	2	2	0	0	0
Totals	5.06	27-19	46	46	1	2/2	13	402.1	425	251	226	156	394	96	7	40	.270	67	36	6	19	21
Opponents	4.85	19-27	46	46	1	2/2	7	401.0	408	252	216	175	361	67	9	31	.267	42	49	1	19	29

PB - Team (12), STAUSS, W. 9, KECK, A. 3, Opp (6). Pickoffs - Team (6), GROSSIUS, B. 2, WILMA, C. 1, RALLS, H. 1, DODD, D. 1, NIZNIK, N. 1, Opp (8). SBA/ATT - STAUSS, W. (25-31), KECK, A. (14-20), DODD, D. (7-8), NIZNIK, N. (5-7), GROSSIUS, B. (5-7), WILMA, C. (3-6), MALENFANT, H. (2-5), WILLIAMS, A. (4-4), MILLER, K. (2-4), PEREGO, M. (3-3), VOGT, R. (3-3), O'DONNELL, C. (2-2), KOSSINA, J. (1-1), MCCABE, B. (1-1), RALLS, H. (1-1).



## 2021 OVC Statistics

Record: 17-10 Home: 10-5 Away: 7-5 OVC: 17-10

Player	avg	gp-gs	ab	r	h	2b	3b	hr	rbi	tb	slg%	bb	hp	so	gdp	ob%	sf	sh	sb-att	po	a	e	fld%
1 MASON, Jevon	.379	25-23	95	19	36	7	0	0	10	43	.453	13	2	22	2	.459	1	1	2-3	35	0	4	.897
9 WILBER, Tyler	.374	27-27	107	19	40	9	1	4	25	63	.589	11	1	12	5	.426	3	1	1-2	33	81	5	.958
12 KECK, Andrew	.337	27-27	104	21	35	6	1	1	13	46	.442	14	1	14	2	.417	1	0	11-12	92	8	0	1.000
13 STAUSS, Wade	.255	26-26	94	17	24	4	0	7	21	49	.521	7	9	36	0	.354	3	0	0-0	191	14	1	.995
10 ANDREWS, Lincoln	.250	20-17	64	6	16	3	0	1	8	22	.344	2	1	15	1	.279	1	2	0-0	82	0	0	1.000
22 BLAZEVIC, Austin	.241	22-21	83	7	20	3	0	0	12	23	.277	4	1	9	3	.281	1	0	0-0	140	4	1	.993
2 BASLER, Connor	.202	27-27	84	16	17	3	0	1	14	23	.274	12	4	23	1	.324	2	2	3-5	51	67	8	.937
16 LEEPER, Peyton	.200	26-26	90	14	18	6	1	0	8	26	.289	8	6	23	1	.305	1	7	2-5	19	60	6	.929
19 WRIGHT, Danny	.182	27-26	99	15	18	1	0	3	18	28	.283	11	3	29	1	.278	2	2	3-5	59	2	2	.968
-----																							
23 GRABER, Brett	.625	9-2	8	4	5	2	0	0	0	7	.875	2	0	2	0	.700	0	1	0-1	4	0	0	1.000
14 SPERLING, Danny	.207	12-9	29	2	6	1	0	0	2	7	.241	4	1	4	1	.324	0	0	0-0	7	1	0	1.000
8 STAUSS, Ty	.125	15-8	32	3	4	1	0	0	1	5	.156	7	0	9	0	.282	0	1	1-1	9	1	1	.909
5 JACOBSEN, Noah	.125	7-2	8	1	1	0	0	0	0	1	.125	0	1	4	0	.222	0	0	0-1	3	1	1	.800
4 ZIVIC, Braxton	.000	4-2	4	3	0	0	0	0	1	0	.000	4	0	3	0	.500	0	1	2-2	1	0	0	1.000
Totals	.266	27	901	147	240	46	3	17	133	343	.381	99	30	205	17	.353	15	18	25-37	732	272	33	.968
Opponents	.262	27	945	137	248	58	5	20	126	376	.398	88	20	233	13	.335	11	10	19-29	718	280	30	.971

LOB - Team (198), Opp (205). DPs turned - Team (17), Opp (22). IBB - Team (2), WILBER, T. 1, KECK, A. 1. Picked off - KECK, A. 1, GRABER, B. 1, MASON, J. 1.

## (OVC games only Sorted by Earned run avg)

Player	era	w-l	app	gs	cg	sho	sv	ip	h	r	er	bb	so	2b	3b	hr	b/avg	wp	hp	bks	sfa	sha
25 DODD, Dylan	2.64	6-1	9	9	0	0/1	0	58.0	48	21	17	10	68	12	1	4	.217	7	3	0	1	1
18 NIZNIK, Noah	9.96	1-5	9	8	0	0/0	0	34.1	54	41	38	22	19	13	1	4	.380	2	3	0	3	5
-----																						
44 PEREGO, Matt	0.00	0-0	7	0	0	0/0	0	7.1	6	0	0	4	7	0	0	0	.231	3	0	1	1	0
36 KOSSINA, Joey	0.00	0-0	1	0	0	0/0	0	1.1	1	0	0	0	2	1	0	0	.200	1	0	0	0	0
33 GROSSIUS, Bryce	1.89	1-1	6	2	0	0/0	0	19.0	17	5	4	2	25	3	0	1	.243	3	0	0	1	1
26 WILMA, Collin	2.70	2-0	6	4	0	0/1	0	26.2	21	9	8	7	20	3	0	3	.216	3	5	0	0	0
27 WILLIAMS, Austin	3.28	1-1	12	0	0	0/1	4	24.2	24	9	9	9	25	5	1	2	.242	6	1	0	0	0
24 RAUSCH, Fischer	3.68	0-0	6	0	0	0/1	0	7.1	6	3	3	2	10	2	1	0	.214	1	1	1	0	0
7 MILLER, Kyle	4.05	2-1	11	3	0	0/1	4	26.2	28	15	12	9	28	12	1	1	.269	3	2	0	3	1
37 RALLS, Hunter	4.86	2-0	7	1	0	0/0	0	16.2	20	9	9	9	13	3	0	1	.294	4	1	0	0	1
38 MALENFANT, Hayden	7.56	1-0	7	0	0	0/0	0	8.1	12	9	7	3	4	2	0	2	.353	1	1	0	1	0
20 VOGT, Ryan	9.00	0-0	2	0	0	0/0	0	2.0	2	2	2	1	0	1	0	0	.250	0	0	0	0	0
34 MCCABE, Brandon	9.82	0-0	4	0	0	0/0	0	3.2	3	5	4	3	3	0	0	1	.250	2	3	1	1	1
31 CISNEROS, Blake	10.12	1-1	11	0	0	0/0	1	8.0	6	9	9	7	9	1	0	1	.194	1	0	0	0	0
Totals	4.50	17-10	27	27	0	2/2	9	244.0	248	137	122	88	233	58	5	20	.262	37	20	3	11	10
Opponents	4.47	10-17	27	27	0	1/1	5	239.1	240	147	119	99	205	46	3	17	.266	22	30	0	15	18

PB - Team (8), STAUSS, W. 6, KECK, A. 2, Opp (4). Pickoffs - Team (5), GROSSIUS. B. 1, WILMA, C. 1, RALLS, H. 1, NIZNIK, N. 1, DODD, D. 1, Opp (3). SBA/ATT - STAUSS, W. (13-17), KECK, A. (6-11), WILMA, C. (3-6), NIZNIK, N. (4-5), DODD, D. (3-4), MILLER, K. (2-4), WILLIAMS, A. (3-3), MALENFANT, H. (0-2), GROSSIUS. B. (1-2), RALLS, H. (1-1), PEREGO, M. (1-1), MCCABE, B. (1-1).


**2021 Results**

Date	Opponent	Score	Inns	Overall	OVC	Pitcher of record	Attend	Time
02-19-21	at South Alabama	w 4-2	9	1-0-0	0-0-0	DODD, D. (W 1-0)	665	2:55
02-20-21	at South Alabama	L 5-6	9	1-1-0	0-0-0	CISNEROS, B. (L 0-1)	751	3:35
02-21-21	at South Alabama	w 8-6	(10)	2-1-0	0-0-0	CISNEROS, B. (W 1-0)	785	3:40
02-25-21	at #2 Arkansas	L 5-6	(10)	2-2-0	0-0-0	MILLER, K. (L 0-1)	4218	3:22
02-26-21	at #2 Arkansas	L 3-7	9	2-3-0	0-0-0	NIZNIK, N. (L 0-1)	4218	2:41
02-27-21	at #2 Arkansas	L 3-9	9	2-4-0	0-0-0	VOGT, R. (L 0-1)	4218	3:15
02-28-21	at #2 Arkansas	L 4-11	5	2-5-0	0-0-0	WILLIAMS, A. (L 0-1)	4218	2:57
03-05-21	ILLINOIS STATE	w 4-3	(10)	3-5-0	0-0-0	CISNEROS, B. (W 2-1)	225	3:28
03-06-21	ILLINOIS STATE-1	w 5-1	7	4-5-0	0-0-0	NIZNIK, N. (W 1-1)	467	1:55
03-06-21	ILLINOIS STATE-2	L 1-13	7	4-6-0	0-0-0	KOSSINA, J. (L 0-1)	622	2:10
03-07-21	ILLINOIS STATE	w 8-1	9	5-6-0	0-0-0	MILLER, K. (W 1-1)	244	2:13
*03-12-21	at SIUE	L 2-6	9	5-7-0	0-1-0	DODD, D. (L 1-1)	50	2:26
*03-13-21	at SIUE-1	w 6-3	(10)	6-7-0	1-1-0	RALLS, H. (W 1-0)	-	3:21
*03-13-21	at SIUE-2	w 6-4	9	7-7-0	2-1-0	MILLER, K. (W 2-1)	50	2:24
03-16-21	at Saint Louis	w 8-6	9	8-7-0	2-1-0	GROSSIUS, B. (W 1-0)	85	3:31
*03-19-21	AUSTIN PEAY	w 6-3	9	9-7-0	3-1-0	DODD, D. (W 2-1)	205	2:38
*03-20-21	AUSTIN PEAY-1	w 6-5	(11)	10-7-0	4-1-0	CISNEROS, B. (W 3-1)	435	3:25
*03-20-21	AUSTIN PEAY-2	L 11-12	(12)	10-8-0	4-2-0	WILLIAMS, A. (L 0-2)	425	4:35
03-24-21	#22 SOUTHERN ILLINOIS	L 4-21	9	10-9-0	4-2-0	RALLS, H. (L 1-1)	247	4:02
*03-26-21	at Eastern Illinois	w 3-2	9	11-9-0	5-2-0	DODD, D. (W 3-1)	85	2:36
*03-27-21	at Eastern Illinois-1	L 2-9	9	11-10-0	5-3-0	MILLER, K. (L 2-2)	103	3:00
*03-27-21	at Eastern Illinois-2	L 4-8	9	11-11-0	5-4-0	NIZNIK, N. (L 1-2)	107	2:40
03-30-21	MISSOURI STATE	L 8-9	(10)	11-12-0	5-4-0	WILLIAMS, A. (L 0-3)	115	3:35
*04-02-21	JACKSONVILLE STATE	w 6-5	9	12-12-0	6-4-0	MALENFANT, H (W 1-0)	205	3:26
*04-03-21	JACKSONVILLE STATE-1	L 4-8	9	12-13-0	6-5-0	NIZNIK, N. (L 1-3)	-	3:00
*04-03-21	JACKSONVILLE STATE-2	w 8-3	9	13-13-0	7-5-0	WILMA, C. (W 1-0)	542	3:15
*04-09-21	at Murray State-1	w 8-3	9	14-13-0	8-5-0	MILLER, K. (W 3-2)	346	3:00
*04-09-21	at Murray State-2	w 12-8	9	15-13-0	9-5-0	NIZNIK, N. (W 2-3)	214	3:00
*04-10-21	at Murray State	L 6-11	9	15-14-0	9-6-0	GROSSIUS, B. (L 1-1)	208	3:15
04-13-21	at UT Martin	w 8-1	9	16-14-0	9-6-0	GROSSIUS, B. (W 2-1)	197	3:11
*04-16-21	TENNESSEE TECH	w 7-3	9	17-14-0	10-6-0	DODD, D. (W 4-1)	203	2:51
*04-17-21	TENNESSEE TECH-1	L 1-9	9	17-15-0	10-7-0	NIZNIK, N. (L 3-3)	227	3:50
*04-17-21	TENNESSEE TECH-2	w 7-2	9	18-15-0	11-7-0	WILMA, C. (W 2-0)	364	2:45
04-28-21	at Austin Peay	w 16-3	7	19-15-0	11-7-0	GROSSIUS, B. (W 3-1)	117	2:13
*04-30-21	at Belmont	w 12-0	9	20-15-0	12-7-0	DODD, D. (W 5-1)	79	2:44
*05-01-21	at Belmont-1	L 1-4	9	20-16-0	12-8-0	NIZNIK, N. (L 2-5)	56	2:53
*05-01-21	at Belmont-2	w 5-0	9	21-16-0	13-8-0	WILLIAMS, A. (W 1-3)	74	2:45
*05-07-21	EASTERN KENTUCKY-1	w 6-2	9	22-16-0	14-8-0	DODD, D. (W 6-1)	196	2:27
*05-07-21	EASTERN KENTUCKY-2	L 0-8	9	22-17-0	14-9-0	CISNEROS, B. (L 3-2)	239	2:38
*05-08-21	EASTERN KENTUCKY	w 7-6	9	23-17-0	15-9-0	RALLS, H. (W 2-1)	282	2:35
05-13-21	at Lipscomb	w 3-2	9	24-17-0	15-9-0	DODD, D. (W 7-1)	207	2:29
05-14-21	at Lipscomb	L 0-3	9	24-18-0	15-9-0	GROSSIUS, B. (L 3-2)	157	2:22
05-15-21	at Lipscomb	w 8-4	9	25-18-0	15-9-0	RALLS, H. (W 3-1)	197	3:04
*05-20-21	UT MARTIN	w 6-2	9	26-18-0	16-9-0	DODD, D. (W 8-1)	284	2:34
*05-21-21	UT MARTIN-1	w 3-2	9	27-18-0	17-9-0	GROSSIUS, B. (W 4-2)	632	2:53
*05-21-21	UT MARTIN-2	L 2-9	9	27-19-0	17-10-0	NIZNIK, N. (L 2-6)	640	2:39

( ) extra inning game



## 2021 Season/Career Statistics

Record: 27-19 Home: 13-8 Away: 14-11 OVC: 17-10

Player	SEASON													CAREER													
	Avg	G-GS	AB	R	H	2B	3B	HR	RBI	BB	Hbp	SO	Sb-Att	Avg	G-GS	AB	R	H	2B	3B	HR	RBI	BB	Hbp	SO	Sb-Att	
9 WILBER, Tyler	.400	46-46	180	29	72	11	2	6	45	19	5	25	4-5	.393	118-118	458	98	180	39	6	11	97	67	12	57	8-13	
1 MASON, Jevon	.356	37-34	135	31	48	11	0	1	17	21	4	32	4-8	.356	37-34	135	31	48	11	0	1	17	21	4	32	4-8	
12 KECK, Andrew	.309	46-46	181	31	56	8	1	5	22	21	1	28	16-18	.304	110-107	404	64	123	22	2	9	66	44	3	79	33-39	
10 ANDREWS, Lincoln	.279	39-35	129	13	36	7	0	2	19	4	1	31	0-0	.247	50-42	158	16	39	7	1	2	19	6	2	43	0-0	
22 BLAZEVIC, Austin	.234	39-38	145	18	34	5	1	1	15	9	3	19	0-0	.258	90-88	337	48	87	13	2	4	52	24	9	47	6-9	
2 BASLER, Connor	.229	46-46	144	24	33	5	0	2	26	17	5	38	8-11	.242	224-219	753	144	182	31	3	2	87	94	30	163	50-63	
13 STAUSS, Wade	.224	41-40	147	26	33	5	0	11	31	15	13	60	0-0	.222	117-108	378	65	84	18	1	22	75	58	26	151	2-5	
16 LEEPER, Peyton	.214	42-42	140	29	30	8	4	0	13	23	8	34	4-7	.192	54-50	167	32	32	8	4	0	13	28	9	45	4-8	
19 WRIGHT, Danny	.199	45-42	161	26	32	1	1	3	28	18	5	44	11-14	.285	215-206	807	148	230	30	7	13	133	97	35	178	45-58	
8 STAUSS, Ty	.178	30-21	73	8	13	3	0	0	5	14	1	22	3-3	.178	30-21	73	8	13	3	0	0	5	14	1	22	3-3	
23 GRABER, Brett	.368	17-3	19	6	7	2	0	0	0	2	0	8	0-1	.368	17-3	19	6	7	2	0	0	0	2	0	8	0-1	
14 SPERLING, Danny	.250	19-12	44	6	11	1	0	0	5	7	2	5	1-1	.250	19-12	44	6	11	1	0	0	5	7	2	5	1-1	
4 ZIVIC, Braxton	.143	9-5	14	4	2	0	0	0	1	5	0	7	3-3	.143	9-5	14	4	2	0	0	0	1	5	0	7	3-3	
5 JACOBSEN, Noah	.067	13-4	15	1	1	0	0	0	1	0	1	8	0-1	.067	13-4	15	1	1	0	0	0	1	0	1	8	0-1	
Totals	.267	46-46	1527	252	408	67	9	31	228	175	49	361	54-72														
Opponents	.270	46-46	1574	251	425	96	7	40	227	156	36	394	39-52														

(All games Sorted by Earned run avg)

	(All games Sorted by Earned run avg)														CAREER													
Player	ERA	W-L	App	GS	CG	Sho	Sv	IP	H	R	ER	BB	SO	ERA	W-L	App	GS	CG	Sho	Sv	IP	H	R	ER	BB	SO		
25 DODD, Dylan	2.36	8-1	13	13	0	0	0	84.0	66	27	22	14	102	3.71	14-7	31	31	1	1	0	186.2	169	84	77	43	215		
33 GROSSIUS, Bryce	5.59	4-2	16	6	0	0	0	46.2	55	31	29	12	54	5.59	4-2	16	6	0	0	0	46.2	55	31	29	12	54		
18 NIZNIK, Noah	7.69	2-6	13	11	1	0	0	55.0	74	52	47	28	33	5.21	8-10	30	28	3	1	0	140.0	154	90	81	51	97		
<hr/>																												
17 SAWYERS, Jon	0.00	0-0	1	0	0	0	0	1.0	2	0	0	1	1	0.00	0-0	1	0	0	0	0	1.0	2	0	0	1	1		
21 HOFFMANN, Josh	0.00	0-0	1	0	0	0	0	0.1	2	0	0	0	0	0.00	0-0	1	0	0	0	0	0.1	2	0	0	0	0		
24 RAUSCH, Fischer	2.70	0-0	11	0	0	0	0	13.1	9	4	4	6	21	2.70	0-0	11	0	0	0	0	13.1	9	4	4	6	21		
26 WILMA, Collin	2.93	2-0	7	4	0	0	0	27.2	22	10	9	8	21	4.70	3-0	11	7	0	0	0	46.0	45	25	24	13	40		
7 MILLER, Kyle	3.92	3-2	17	4	0	0	5	39.0	44	20	17	13	39	3.92	3-2	17	4	0	0	5	39.0	44	20	17	13	39		
37 RALLS, Hunter	4.72	3-1	17	4	0	0	1	34.1	38	21	18	17	29	4.72	3-1	17	4	0	0	1	34.1	38	21	18	17	29		
44 PEREGO, Matt	4.76	0-0	11	0	0	0	0	11.1	13	6	6	7	9	4.76	0-0	11	0	0	0	0	11.1	13	6	6	7	9		
27 WILLIAMS, Austin	4.84	1-3	19	1	0	0	6	35.1	39	20	19	11	37	4.84	1-3	19	1	0	0	6	35.1	39	20	19	11	37		
32 O'DONNELL, Connery	6.00	0-0	3	0	0	0	0	3.0	2	3	2	5	2	6.00	0-0	3	0	0	0	0	3.0	2	3	2	5	2		
34 MCCABE, Brandon	6.35	0-0	5	0	0	0	0	5.2	5	5	4	3	5	6.35	0-0	5	0	0	0	0	5.2	5	5	4	3	5		
31 CISNEROS, Blake	7.02	3-2	19	0	0	0	1	16.2	10	13	13	11	18	6.38	4-6	47	2	0	0	1	55.0	58	44	39	28	49		
38 MALENFANT, Hayden	7.43	1-0	11	0	0	0	0	13.1	15	14	11	7	12	6.55	1-1	16	0	0	0	0	22.0	24	19	16	9	16		
36 KOSSINA, Joey	7.71	0-1	5	1	0	0	0	7.0	11	6	6	2	7	7.71	0-1	5	1	0	0	0	7.0	11	6	6	2	7		
20 VOGT, Ryan	12.86	0-1	6	2	0	0	0	7.0	11	10	10	6	3	12.86	0-1	6	2	0	0	0	7.0	11	10	10	6	3		
15 KARALL, Joseph	48.60	0-0	4	0	0	0	0	1.2	7	9	9	5	1	48.60	0-0	4	0	0	0	0	1.2	7	9	9	5	1		
Totals	5.06	27-19	46	46	1	2	13	402.1	425	251	226	156	394															
Opponents	4.85	19-27	46	46	1	2	7	401.0	408	252	216	175	361															



**Multiple-Hit Games**

Player	2	3	4	5+	Total
Tyler Wilber	12	7	2	-	21
Jevon Mason	9	6	-	-	15
Andrew Keck	10	4	-	-	14
Lincoln Andrews	7	1	1	-	9
Wade Stauss	8	-	-	-	8
Austin Blazevec	6	2	-	-	8
Peyton Leeper	6	-	-	-	6
Danny Wright	4	1	1	-	6
Connor Basler	5	1	-	-	6
Danny Sperling	3	-	-	-	3
Ty Stauss	2	-	-	-	2
Brett Graber	1	-	-	-	1

**Multiple-RBI Games**

Player	2	3	4	5+	Total
Tyler Wilber	5	5	1	1	12
Wade Stauss	4	4	1	-	9
Connor Basler	5	1	-	-	6
Danny Wright	4	2	-	-	6
Andrew Keck	4	1	-	-	5
Lincoln Andrews	3	-	-	-	3
Jevon Mason	2	1	-	-	3
Austin Blazevec	-	2	-	-	2
Ty Stauss	1	-	-	-	1

**Inning-by-Inning Summary**

Inning	SEMO	Opp.
First	20	38
Second	33	25
Third	41	28
Fourth	27	35
Fifth	28	21
Sixth	24	25
Seventh	17	33
Eighth	28	14
Ninth	18	27
Extra Innings	9	5
Total	252	251

**Inning-by-Inning Summary (OVC Games)**

Inning	SEMO	Opp.
First	20	21
Second	15	9
Third	20	16
Fourth	19	15
Fifth	13	12
Sixth	16	17
Seventh	10	27
Eighth	19	7
Ninth	11	12
Extra Innings	4	1
Total	147	137

**Current Hitting Streaks**

Player	Games	Started
Lincoln Andrews	6	5/13
Jevon Mason	4	5/15

**Current Reached Base Streaks**

Player	Games	Started
Lincoln Andrews	8	5/7
Danny Sperling	5	5/14

**Career Multiple-Hit Games**

Player	2	3	4	5+	Total
Danny Wright	35	25	1	-	61
Tyler Wilber	36	15	6	-	57
Connor Basler	31	4	3	-	38
Andrew Keck	28	6	2	-	36
Austin Blazevec	21	3	-	-	24
Wade Stauss	17	1	1	-	19
Jevon Mason	9	6	-	-	15
Lincoln Andrews	7	1	1	-	9
Peyton Leeper	6	-	-	-	6
Danny Sperling	3	-	-	-	3
Ty Stauss	2	-	-	-	2
Brett Graber	1	-	-	-	1

**Career Multiple-RBI Games**

Player	2	3	4	5+	Total
Danny Wright	17	6	2	3	28
Wade Stauss	16	5	1	1	23
Tyler Wilber	11	7	1	3	22
Andrew Keck	15	5	-	-	20
Connor Basler	9	4	3	-	16
Austin Blazevec	3	7	1	-	11
Lincoln Andrews	3	-	-	-	3
Jevon Mason	2	1	-	-	3
Ty Stauss	1	-	-	-	1

**00 Jeb Callaghan**

2021 Season/Career-Highs

Innings Pitched.....	-
Fewest Hits.....	-
Most Hits.....	-
Fewest Runs.....	-
Most Runs.....	-
Fewest Walks.....	-
Strikeouts.....	-

**1 Jevon Mason**

2021 Season/Career-Highs

At-Bats.....	6, at UT Martin (4/13/21)
Runs.....	3, 2x, last at Belmont (4/30/21)
Hits.....	3, 6x, last at Belmont (4/30/21)
Doubles.....	2, vs. Jacksonville State (4/3/21)
Triples.....	-
Home Runs.....	1, at Lipscomb (5/15/21)
RBI.....	3, at Austin Peay (4/28/21)
Stolen Bases.....	2, at Arkansas (2/28/21)

**2 Connor Basler**

2021 Season-Highs

At-Bats.....	5, 3x, last at UT Martin (4/13)
Runs.....	3, at Austin Peay (4/28)
Hits.....	3, at Lipscomb (5/15)
Doubles.....	1, 5x, last at Murray State (4/10)
Triples.....	-
Home Runs.....	1, 2x, last vs. UT Martin (5/20)
RBI.....	3, vs. Austin Peay (3/20)
Stolen Bases.....	2, at South Alabama (2/21)

Career-Highs

At-Bats.....	6, 2x, last vs. Eastern Kentucky (5/10/19)
Runs.....	3, 4x, last at Austin Peay (4/28/21)
Hits.....	4, 3x, last vs. Tennessee Tech (4/19/19)
Doubles.....	2, 2x, last at Austin Peay (3/31/18)
Triples.....	1, 3x, last at Belmont (5/3/19)
Home Runs.....	1, 2x, last vs. UT Martin (5/20/21)
RBI.....	4, vs. Murray State (4/21/18)
Stolen Bases.....	2, 9x, last at South Alabama (2/21)

**4 Braxton Zivic**

2021 Season/Career-Highs

At-Bats.....	3, at Arkansas (2/25/21)
Runs.....	1, 4x, last vs. Austin Peay (3/20/21)
Hits.....	1, 2x, last at Arkansas (2/27/21)
Doubles.....	-
Triples.....	-
Home Runs.....	-
RBI.....	1, vs. Austin Peay (3/20/21)
Stolen Bases.....	2, vs. Austin Peay (3/19/21)

**5 Noah Jacobsen**

2021 Season/Career-Highs

At-Bats.....	4, at South Alabama (2/19/21)
Runs.....	1, at Murray State (4/9/21)
Hits.....	1, at Belmont (4/30/21)
Doubles.....	-
Triples.....	-
Home Runs.....	-
RBI.....	1, at South Alabama (2/19/21)
Stolen Bases.....	-

**7 Kyle Miller**

2021 Season/Career-Highs

Innings Pitched.....	6.1, at SIU Edwardsville (3/13/21)
Fewest Hits.....	0, 3x, last vs. UT Martin (5/21/21)
Most Hits.....	9, vs. Austin Peay (3/20/21)
Fewest Runs.....	0, 8x, last vs. UT Martin (5/21/21)
Most Runs.....	5, vs. Austin Peay (3/20/21)
Fewest Walks.....	0, 10x, last vs. UT Martin (5/21/21)
Strikeouts.....	7, at SIU Edwardsville (3/13/21)

**8 Ty Stauss**

2021 Season/Career-Highs

At-Bats.....	5, at SIU Edwardsville (3/13/21)
Runs.....	2, 2x, last at UT Martin (4/13/21)
Hits.....	2, 2x, last vs. Illinois State (3/7/21)
Doubles.....	1, 3x, last at UT Martin (4/13/21)
Triples.....	-
Home Runs.....	-
RBI.....	2, at Arkansas (2/28/21)
Stolen Bases.....	1, 3x, last vs. Austin Peay (3/19/21)

**9 Tyler Wilber**

2021 Season-Highs

At-Bats.....	6, vs. Austin Peay (3/20)
Runs.....	2, 8x, last vs. Eastern Kentucky (5/8)
Hits.....	4, 2x, last at Austin Peay (4/28)
Doubles.....	2, at Murray State (4/9)
Triples.....	1, vs. Tennessee Tech (4/17)
Home Runs.....	1, 6x, last vs. Eastern Kentucky (5/8)
RBI.....	5, at Austin Peay (4/28)
Stolen Bases.....	1, 4x, last at Austin Peay (4/28)

Career-Highs

At-Bats.....	6, 4x, last vs. Austin Peay (3/20/21)
Runs.....	3, 5x, last at UT Martin (3/7/20)
Hits.....	4, 6x, last at Austin Peay (4/28/21)
Doubles.....	2, 4x, last at Murray State (4/9/21)
Triples.....	1, 5x, last vs. Tennessee Tech (4/17/21)
Home Runs.....	1, 11x, last vs. Eastern Kentucky (5/8/21)
RBI.....	6, at UT Martin (3/6/20)
Stolen Bases.....	1, 8x, last at Austin Peay (4/28/21)

**10 Lincoln Andrews**

2021 Season-Highs

At-Bats.....	5, 5x, last at Lipscomb (5/15)
Runs.....	2, 2x, last at Austin Peay (4/28)
Hits.....	4, at Austin Peay (4/28)
Doubles.....	1, 7x, last vs. UT Martin (5/21)
Triples.....	-
Home Runs.....	1, vs. Illinois State (3/6)
RBI.....	2, 3x, last vs. UT Martin (5/20)
Stolen Bases.....	-

Career-Highs

At-Bats.....	5, 6x, last at Lipscomb (5/15/21)
Runs.....	2, 2x, last at Austin Peay (4/28/21)
Hits.....	4, at Austin Peay (4/28/21)
Doubles.....	1, 7x, last vs. UT Martin (5/21/21)
Triples.....	1, at UT Martin (3/7/20)
Home Runs.....	1, vs. Illinois State (3/6/21)
RBI.....	2, 3x, last vs. UT Martin (5/20/21)
Stolen Bases.....	-



# SOUTHEAST MISSOURI BASEBALL NOTES // OVC TOURNAMENT

## 11 Rance Pittman

2021 Season-Highs

Innings Pitched.....	-
Fewest Hits.....	-
Most Hits.....	-
Fewest Runs.....	-
Most Runs.....	-
Fewest Walks.....	-
Strikeouts.....	-

Career-Highs

Innings Pitched.....	2.0, at Southern Illinois (3/11/20)
Fewest Hits.....	0, vs. Ohio (2/29/20)
Most Hits.....	4, at Arkansas State (3/3/20)
Fewest Runs.....	0, 4x, last at Southern Illinois (3/11/20)
Most Runs.....	1, 2x, last at Arkansas State (3/3/20)
Fewest Walks.....	0, 5x, last at Southern Illinois (3/11/20)
Strikeouts.....	2, at Arkansas State (3/3/20)

## 12 Andrew Keck

2021 Season-Highs

At-Bats.....	6, vs. Austin Peay (3/20)
Runs.....	3, vs. UT Martin (5/20)
Hits.....	3, 4x, last vs. UT Martin (5/20)
Doubles.....	2, vs. Eastern Kentucky (5/8)
Triples.....	1, vs. Tennessee Tech (4/17)
Home Runs.....	2, at Austin Peay (4/28)
RBI.....	3, at Austin Peay (4/28)
Stolen Bases.....	2, 3x, last at SIU Edwardsville (3/13)

Career-Highs

At-Bats.....	6, 2x, last vs. Austin Peay (3/20/21)
Runs.....	3, vs. UT Martin (5/20/21)
Hits.....	4, 2x, last vs. Northern Illinois (2/22/20)
Doubles.....	2, 2x, last vs. Eastern Kentucky (5/8/21)
Triples.....	1, 2x, last vs. Tennessee Tech (4/17/21)
Home Runs.....	2, at Austin Peay (4/28/21)
RBI.....	3, 5x, last at Austin Peay (4/28/21)
Stolen Bases.....	2, 6x, last at SIU Edwardsville (3/13/21)

## 13 Wade Stauss

2021 Season-Highs

At-Bats.....	7, vs. Austin Peay (3/20)
Runs.....	3, at Austin Peay (4/28)
Hits.....	2, 8x, last at Belmont (5/1)
Doubles.....	1, 5x, last at Austin Peay (4/28)
Triples.....	-
Home Runs.....	1, 11x, last vs. UT Martin (5/20)
RBI.....	4, vs. Illinois State (3/7)
Stolen Bases.....	-

Career-Highs

At-Bats.....	7, vs. Austin Peay (3/20/21)
Runs.....	3, 2x, last at Austin Peay (4/28/21)
Hits.....	4, at UT Martin (3/17/18)
Doubles.....	2, at UT Martin (3/6/20)
Triples.....	1, vs. Western Illinois (2/23/19)
Home Runs.....	1, 22x, last vs. UT Martin (5/20/21)
RBI.....	5, vs. South Dakota State (3/2/18)
Stolen Bases.....	1, 2x, last vs. Eastern Illinois (4/8/18)

## 14 Danny Sperling

2021 Season/Career-Highs

At-Bats.....	4, 2x, last vs. UT Martin (5/20/21)
Runs.....	2, at Lipscomb (5/15/21)
Hits.....	2, 3x, last vs. UT Martin (5/20/21)
Doubles.....	1, at Belmont (5/1/21)
Triples.....	-
Home Runs.....	-
RBI.....	1, 5x, last vs. UT Martin (5/20/21)
Stolen Bases.....	1, at UT Martin (4/13/21)

## 15 Joseph Karall

2021 Season/Career-Highs

Innings Pitched.....	1.0, at Arkansas (2/27/21)
Fewest Hits.....	0, at Arkansas (2/26/21)
Most Hits.....	3, vs. Southern Illinois (3/24/21)
Fewest Runs.....	0, 2x, last at Arkansas (2/27/21)
Most Runs.....	7, vs. Southern Illinois (3/24/21)
Fewest Walks.....	0, 2x, last at Arkansas (2/27/21)
Strikeouts.....	1, at Arkansas (2/27/21)

## 16 Peyton Leeper

2021 Season-Highs

At-Bats.....	5, 5x, last at Murray State (4/9)
Runs.....	2, 6x, last vs. Jacksonville State (4/3)
Hits.....	2, 6x, last at Belmont (5/1)
Doubles.....	1, 8x, last at Belmont (5/1)
Triples.....	1, 4x, last vs. Eastern Kentucky (5/8)
Home Runs.....	-
RBI.....	1, 13x, last vs. Eastern Kentucky (5/8)
Stolen Bases.....	1, 4x, last at Belmont (5/1)

Career-Highs

At-Bats.....	5, 5x, last at Murray State (4/9/21)
Runs.....	3, at UT Martin (3/7/20)
Hits.....	2, 6x, last at Belmont (5/1/21)
Doubles.....	1, 8x, last at Belmont (5/1/21)
Triples.....	1, 4x, last vs. Eastern Kentucky (5/8/21)
Home Runs.....	-
RBI.....	1, 13x, last vs. Eastern Kentucky (5/8/21)
Stolen Bases.....	1, 4x, last at Belmont (5/1/21)

## 17 Jon Sawyers

2021 Season/Career-Highs

Innings Pitched.....	1.0, vs. Southern Illinois (3/24/21)
Fewest Hits.....	2, vs. Southern Illinois (3/24/21)
Most Hits.....	2, vs. Southern Illinois (3/24/21)
Fewest Runs.....	0, vs. Southern Illinois (3/24/21)
Most Runs.....	-
Fewest Walks.....	1, vs. Southern Illinois (3/24/21)
Strikeouts.....	1, vs. Southern Illinois (3/24/21)

## 18 Noah Niznik

2021 Season-Highs

Innings Pitched.....	7.0, 2x, last vs. Austin Peay (3/20)
Fewest Hits.....	3, 2x, last at Lipscomb (5/15)
Most Hits.....	8, 3x, last at Murray State (4/9)
Fewest Runs.....	1, vs. Illinois State (3/6)
Most Runs.....	7, 2x, last vs. Jacksonville State (4/3)
Fewest Walks.....	0, 2x, last vs. Illinois State (3/6)
Strikeouts.....	6, 2x, last at Murray State (4/9)

Career-Highs

Innings Pitched.....	7.0, 4x, last vs. Austin Peay (3/20/21)
Fewest Hits.....	2, vs. Purdue Fort Wayne (3/2/19)
Most Hits.....	8, 4x, last at Murray State (4/9/21)
Fewest Runs.....	0, 4x, last vs. Ohio (2/29/20)
Most Runs.....	7, 3x, last vs. Jacksonville State (4/3/21)
Fewest Walks.....	0, 6x, last vs. Illinois State (3/6/21)
Strikeouts.....	7, 2x, last vs. UT Martin (3/10/19)

## 19 Danny Wright

2021 Season-Highs

At-Bats.....	6, vs. Austin Peay (3/20)
Runs.....	3, vs. Illinois State (3/7)
Hits.....	4, vs. Tennessee Tech (4/17)
Doubles.....	1, vs. Tennessee Tech (4/17)
Triples.....	1, vs. Missouri State (3/30)
Home Runs.....	1, 3x, last vs. UT Martin (5/21)
RBI.....	3, 2x, last at Murray State (4/9)
Stolen Bases.....	1, 11x, last at Lipscomb (5/15)

Career-Highs

At-Bats.....	7, vs. Northern Illinois (2/22/20)
Runs.....	3, 3x, last vs. Illinois State (3/7/21)
Hits.....	4, vs. Tennessee Tech (4/17/21)
Doubles.....	2, 2x, last vs. Northern Illinois (2/23/20)
Triples.....	1, 7x, last vs. Missouri State (3/30/21)
Home Runs.....	1, 13x, last vs. UT Martin (5/21/21)
RBI.....	5, 2x, last at UT Martin (3/7/20)
Stolen Bases.....	2, 2x, last vs. Ohio (2/29/20)

## 20 Ryan Vogt

2021 Season/Career-Highs

Innings Pitched.....	3.0, at South Alabama (2/21/21)
Fewest Hits.....	0, vs. Tennessee Tech (4/17/21)
Most Hits.....	3, 2x, last at Saint Louis (3/16/21)
Fewest Runs.....	0, vs. Tennessee Tech (4/17/21)
Most Runs.....	3, at Arkansas (2/27/21)
Fewest Walks.....	0, 2x, last vs. Tennessee Tech (4/17/21)
Strikeouts.....	2, at South Alabama (2/21/21)

## 21 Josh Hoffmann

2021 Season/Career-Highs

Innings Pitched.....	0.1, vs. Missouri State (3/30/21)
Fewest Hits.....	2, vs. Missouri State (3/30/21)
Most Hits.....	2, vs. Missouri State (3/30/21)
Fewest Runs.....	0, vs. Missouri State (3/30/21)
Most Runs.....	-
Fewest Walks.....	0, vs. Missouri State (3/30/21)
Strikeouts.....	-

## 22 Austin Blazeovic

2021 Season-Highs

At-Bats.....	7, vs. Austin Peay (3/20)
Runs.....	2, 3x, last at Murray State (4/9)
Hits.....	3, 2x, last vs. Jacksonville State (4/3)
Doubles.....	1, 5x, last at Lipscomb (5/13)
Triples.....	1, at Arkansas (2/25)
Home Runs.....	1, at Arkansas (2/28)
RBI.....	3, 2x, last at SIU Edwardsville (3/13)
Stolen Bases.....	-

Career-Highs

At-Bats.....	7, vs. Austin Peay (3/20/21)
Runs.....	4, vs. Purdue Fort Wayne (3/2/19)
Hits.....	3, 3x, last vs. Jacksonville State (4/3/21)
Doubles.....	1, 13x, last at Lipscomb (5/13/21)
Triples.....	1, 2x, last at Arkansas (2/25/21)
Home Runs.....	1, 4x, last at Arkansas (2/28/21)
RBI.....	4, vs. Western Michigan (2/17/19)
Stolen Bases.....	1, 6x, last at UT Martin (3/7/20)

## 23 Brett Graber

2021 Season/Career-Highs

At-Bats.....	4, at Saint Louis (3/16/21)
Runs.....	1, 6x, last vs. Tennessee Tech (4/17/21)
Hits.....	2, at Eastern Illinois (3/27/21)
Doubles.....	1, 2x, last at Murray State (4/9/21)
Triples.....	-
Home Runs.....	-
RBI.....	-
Stolen Bases.....	-

## 24 Fischer Rausch

2021 Season/Career-Highs

Innings Pitched.....	2.0, 3x, last at Belmont (4/30/21)
Fewest Hits.....	0, 3x, last at Lipscomb (5/15/21)
Most Hits.....	2, at Eastern Illinois (3/27/21)
Fewest Runs.....	0, 8x, last vs. UT Martin (5/21/21)
Most Runs.....	2, at Eastern Illinois (3/27/21)
Fewest Walks.....	0, 7x, last vs. UT Martin (5/21/21)
Strikeouts.....	5, vs. Illinois State (3/6/21)



## 25 Dylan Dodd

2021 Season-Highs	
Innings Pitched.....	7.2, at Eastern Illinois (3/26)
Fewest Hits.....	2, at Belmont (4/30)
Most Hits.....	9, vs. Jacksonville State (4/22)
Fewest Runs.....	0, 3x, last at Lipscomb (5/13)
Most Runs.....	5, vs. Jacksonville State (4/2)
Fewest Walks.....	0, 3x, last vs. UT Martin (5/20)
Strikeouts.....	10, 2x, last at SIU Edwardsville (3/12)

Career-Highs	
Innings Pitched.....	9.0, vs. Ohio (2/28/20)
Fewest Hits.....	2, vs. Purdue Fort Wayne (3/1/19)
Most Hits.....	9, vs. Jacksonville State (4/2/21)
Fewest Runs.....	0, 5x, last at Lipscomb (5/13/21)
Most Runs.....	8, at Murray State (4/12/19)
Fewest Walks.....	0, 7x, last vs. UT Martin (5/20/21)
Strikeouts.....	15, vs. Ohio (2/28/20)

## 26 Collin Wilma

2021 Season-Highs	
Innings Pitched.....	6.2, vs. Tennessee Tech (4/17)
Fewest Hits.....	1, 3x, last at Belmont (5/1)
Most Hits.....	6, 2x, last at Murray State (4/10)
Fewest Runs.....	0, 2x, last at Belmont (5/1)
Most Runs.....	5, at Murray State (4/10)
Fewest Walks.....	0, 2x, last at Eastern Illinois (3/27)
Strikeouts.....	6, at Murray State (4/10)

Career-Highs	
Innings Pitched.....	7.1, vs. Ohio (2/29/20)
Fewest Hits.....	1, 3x, last at Belmont (5/1/21)
Most Hits.....	9, at UT Martin (3/8/20)
Fewest Runs.....	0, 2x, last at Belmont (5/1/21)
Most Runs.....	7, at UT Martin (3/8/20)
Fewest Walks.....	0, 3x, last at Eastern Illinois (3/27/21)
Strikeouts.....	6, 2x, last at Murray State (4/10/21)

## 27 Austin Williams

2021 Season/Career-Highs	
Innings Pitched.....	3.2, 2x, last at Belmont (5/1/21)
Fewest Hits.....	0, at Saint Louis (3/16/21)
Most Hits.....	5, at Murray State (4/9/21)
Fewest Runs.....	0, 8x, last vs. UT Martin (5/21/21)
Most Runs.....	3, 4x, last at Murray State (4/9/21)
Fewest Walks.....	0, 12x, last at Lipscomb (5/13/21)
Strikeouts.....	4, 3x, last vs. Eastern Kentucky (5/8/21)

## 28 Anthony Klein

2021 Season/Career-Highs	
Innings Pitched.....	-
Fewest Hits.....	-
Most Hits.....	-
Fewest Runs.....	-
Most Runs.....	-
Fewest Walks.....	-
Strikeouts.....	-

## 30 Adonis Forte

2021 Season-Highs	
At-Bats.....	-
Runs.....	-
Hits.....	-
Doubles.....	-
Triples.....	-
Home Runs.....	-
RBI.....	-
Stolen Bases.....	-

## 31 Blake Cisneros

2021 Season-Highs	
Innings Pitched.....	2.2, at South Alabama (2/21)
Fewest Hits.....	0, 11x, last at Lipscomb (5/14)
Most Hits.....	2, 2x, last vs. Missouri State (3/30)
Fewest Runs.....	0, 10x, last at Lipscomb (5/14)
Most Runs.....	3, at Murray State (4/10)
Fewest Walks.....	0, 9x, last vs. UT Martin (5/21)
Strikeouts.....	3, at South Alabama (2/21)

Career-Highs	
Innings Pitched.....	3.0, 2x, last vs. Austin Peay (3/24/19)
Fewest Hits.....	0, 18x, last at Lipscomb (5/14/21)
Most Hits.....	6, vs. Purdue Fort Wayne (3/1/19)
Fewest Runs.....	0, 20x, last at Lipscomb (5/14/21)
Most Runs.....	3, 5x, last at Murray State (4/10/21)
Fewest Walks.....	0, 27x, last vs. UT Martin (5/21/21)
Strikeouts.....	5, vs. McKendree (4/23/19)

## 32 Connery O'Donnell

2021 Season/Career-Highs	
Innings Pitched.....	1.1, 2x, last at Arkansas (2/28/21)
Fewest Hits.....	0, 2x, last vs. Southern Illinois (3/24/21)
Most Hits.....	2, at Arkansas (2/28/21)
Fewest Runs.....	0, vs. Southern Illinois (3/24/21)
Most Runs.....	2, at Arkansas (2/28/21)
Fewest Walks.....	1, 2x, last vs. Southern Illinois (3/24/21)
Strikeouts.....	1, 2x, last vs. Southern Illinois (3/24/21)

## 33 Bryce Grossius

2021 Season-Highs	
Innings Pitched.....	6.0, vs. Eastern Kentucky (5/7)
Fewest Hits.....	1, 3x, last at Belmont (5/1)
Most Hits.....	8, vs. Illinois State (3/6/21)
Fewest Runs.....	0, 2x, last vs. Eastern Kentucky (5/7)
Most Runs.....	7, vs. Illinois State (3/6/21)
Fewest Walks.....	0, 6x, last vs. UT Martin (5/21)
Strikeouts.....	7, vs. UT Martin (5/21)

Career-Highs	
Innings Pitched.....	6.0, vs. Eastern Kentucky (5/7/21)
Fewest Hits.....	0, 10x, last at Arkansas State (3/3/20)
Most Hits.....	8, vs. Illinois State (3/6/21)
Fewest Runs.....	0, 13x, last vs. Eastern Kentucky (5/7/21)
Most Runs.....	7, vs. Illinois State (3/6/21)
Fewest Walks.....	0, 15x, last vs. UT Martin (5/21/21)
Strikeouts.....	7, vs. UT Martin (5/21/21)

## 34 Brandon McCabe

2021 Season/Career-Highs	
Innings Pitched.....	2.0, 2x, last at Lipscomb (5/14/21)
Fewest Hits.....	0, vs. Tennessee Tech (4/17/21)
Most Hits.....	2, at Lipscomb (5/14/21)
Fewest Runs.....	0, 3x, last at Lipscomb (5/14/21)
Most Runs.....	3, vs. UT Martin (5/21/21)
Fewest Walks.....	0, 2x, last vs. UT Martin (5/21/21)
Strikeouts.....	2, at Lipscomb (5/14/21)

## 35 Ryan Malzahn

2021 Season-Highs	
At-Bats.....	-
Runs.....	-
Hits.....	-
Doubles.....	-
Triples.....	-
Home Runs.....	-
RBI.....	-
Stolen Bases.....	-

## 36 Joey Kossina

2021 Season/Career-Highs	
Innings Pitched.....	3.0, at Arkansas (2/27/21)
Fewest Hits.....	1, 2x, last at Eastern Illinois (3/27/21)
Most Hits.....	5, vs. Illinois State (3/6/21)
Fewest Runs.....	0, 3x, last at Eastern Illinois (3/27/21)
Most Runs.....	4, vs. Illinois State (3/6/21)
Fewest Walks.....	0, 3x, last at Eastern Illinois (3/27/21)
Strikeouts.....	3, at Arkansas (2/27/21)

## 37 Hunter Ralls

2021 Season/Career-Highs	
Innings Pitched.....	5.0, vs. UT Martin (5/21/21)
Fewest Hits.....	0, 2x, last at Saint Louis (3/16/21)
Most Hits.....	6, at Arkansas (2/28/21)
Fewest Runs.....	0, 7x, last vs. UT Martin (5/21/21)
Most Runs.....	6, at Arkansas (2/28/21)
Fewest Walks.....	0, 5x, last vs. Missouri State (3/30/21)
Strikeouts.....	5, vs. Illinois State (3/7/21)

## 38 Hayden Malenfant

2021 Season-Highs	
Innings Pitched.....	2.1, at Eastern Illinois (3/27)
Fewest Hits.....	0, 4x, last at UT Martin (4/13)
Most Hits.....	4, vs. Eastern Kentucky (5/7)
Fewest Runs.....	0, 7x, last at Belmont (5/1)
Most Runs.....	5, vs. Southern Illinois (3/24)
Fewest Walks.....	0, 6x, last vs. UT Martin (5/21)
Strikeouts.....	3, 2x, last at Austin Peay (4/28)

Career-Highs	
Innings Pitched.....	2.1, 2x, last at Eastern Illinois (3/27/21)
Fewest Hits.....	0, 6x, last at UT Martin (4/13/21)
Most Hits.....	4, 2x, last vs. Eastern Kentucky (5/8/21)
Fewest Runs.....	0, 9x, last at Belmont (5/1/21)
Most Runs.....	5, vs. Southern Illinois (3/24/21)
Fewest Walks.....	0, 9x, last vs. UT Martin (5/21/21)
Strikeouts.....	3, 2x, last at Austin Peay (4/28/21)

## 44 Matt Peregó

2021 Season/Career-Highs	
Innings Pitched.....	1.2, 2x, last vs. UT Martin (5/21/21)
Fewest Hits.....	0, 4x, last at Murray State (4/10/21)
Most Hits.....	4, at Arkansas (2/27/21)
Fewest Runs.....	0, 8x, last vs. UT Martin (5/21/21)
Most Runs.....	3, vs. Missouri State (3/30/21)
Fewest Walks.....	0, 8x, last vs. UT Martin (5/21/21)
Strikeouts.....	2, 2x, last vs. Missouri State (3/30/21)

## 55 Noah Stone

2021 Season/Career-Highs	
Innings Pitched.....	-
Fewest Hits.....	-
Most Hits.....	-
Fewest Runs.....	-
Most Runs.....	-
Fewest Walks.....	-
Strikeouts.....	-



## Game-by-Game Starting Lineups

Opponent	P	C	1B	2B	3B	SS	LF	CF	RF	DH
South Alabama	Dodd	W. Stauss	Blazevic	Basler	Leeper	Wilber	Keck	Wright	Jacobsen	Andrews
South Alabama	Niznik	W. Stauss	Blazevic	Basler	Leeper	Wilber	Keck	Wright	Jacobsen	Andrews
South Alabama	Vogt	W. Stauss	Blazevic	Basler	Leeper	Wilber	T. Stauss	Wright	Keck	Andrews
Arkansas	Dodd	Keck	Blazevic	Basler	Leeper	Wilber	T. Stauss	Wright	Zivic	Andrews
Arkansas	Niznik	Keck	Blazevic	Basler	Leeper	Wilber	T. Stauss	Wright	Zivic	Andrews
Arkansas	Vogt	Keck	Blazevic	Basler	Leeper	Wilber	T. Stauss	Wright	Mason	Andrews
Arkansas	Williams	Keck	Blazevic	Basler	Leeper	Wilber	T. Stauss	Wright	Mason	Andrews
Illinois State	Dodd	W. Stauss	Blazevic	Basler	Leeper	Wilber	T. Stauss	Mason	Keck	Andrews
Illinois State	Niznik	W. Stauss	Blazevic	Basler	Leeper	Wilber	T. Stauss	Mason	Keck	Andrews
Illinois State	Kossina	Keck	Blazevic	Basler	Leeper	Wilber	T. Stauss	Graber	Zivic	Andrews
Illinois State	Miller	W. Stauss	Blazevic	Basler	Leeper	Wilber	T. Stauss	Wright	Keck	Andrews
SIU Edwardsville	Dodd	W. Stauss	Blazevic	Basler	Leeper	Wilber	T. Stauss	Wright	Keck	Mason
SIU Edwardsville	Niznik	W. Stauss	Blazevic	Basler	Leeper	Wilber	T. Stauss	Wright	Keck	Andrews
SIU Edwardsville	Miller	Keck	Blazevic	Basler	Leeper	Wilber	T. Stauss	Wright	Jacobsen	W. Stauss
Saint Louis	Ralls	W. Stauss	Blazevic	Basler	Leeper	Wilber	T. Stauss	Wright	Keck	Andrews
Austin Peay	Dodd	W. Stauss	Blazevic	Basler	Leeper	Wilber	T. Stauss	Wright	Keck	Zivic
Austin Peay	Niznik	W. Stauss	Blazevic	Basler	Leeper	Wilber	T. Stauss	Wright	Keck	Sperling
Austin Peay	Miller	Keck	Blazevic	Basler	Leeper	Wilber	Zivic	Wright	Mason	W. Stauss
Southern Illinois	Ralls	W. Stauss	Blazevic	Basler	Leeper	Wilber	T. Stauss	Wright	Mason	Keck
Eastern Illinois	Dodd	W. Stauss	Blazevic	Basler	Leeper	Wilber	Mason	Wright	Keck	Sperling
Eastern Illinois	Miller	W. Stauss	Blazevic	Basler	Leeper	Wilber	Mason	Wright	Keck	Andrews
Eastern Illinois	Niznik	Keck	Blazevic	Basler	Leeper	Wilber	Graber	Wright	Mason	W. Stauss
Missouri State	Grossius	W. Stauss	Blazevic	Basler	Leeper	Wilber	Mason	Wright	Keck	Andrews
Jacksonville State	Dodd	W. Stauss	Blazevic	Basler	Leeper	Wilber	Mason	Wright	Keck	Andrews
Jacksonville State	Niznik	Keck	Blazevic	Basler	Leeper	Wilber	Mason	Wright	Jacobsen	W. Stauss
Jacksonville State	Wilma	W. Stauss	Blazevic	Basler	Leeper	Wilber	T. Stauss	Mason	Keck	Sperling
Murray State	Dodd	W. Stauss	Blazevic	Basler	Leeper	Wilber	Mason	Wright	Keck	Graber
Murray State	Niznik	W. Stauss	Andrews	Basler	Leeper	Wilber	Mason	Wright	Keck	Blazevic
Murray State	Wilma	W. Stauss	Andrews	Basler	Leeper	Wilber	Mason	Wright	Keck	Blazevic
UT Martin	Grossius	Keck	Andrews	Sperling	Basler	Wilber	T. Stauss	Wright	Mason	W. Stauss
Tennessee Tech	Dodd	W. Stauss	Andrews	Basler	Leeper	Wilber	Mason	Wright	Keck	Blazevic
Tennessee Tech	Niznik	W. Stauss	Andrews	Basler	Leeper	Wilber	Mason	Wright	Keck	Blazevic
Tennessee Tech	Wilma	W. Stauss	Andrews	Basler	Leeper	Wilber	Mason	Wright	Keck	Wilma
Austin Peay	Grossius	W. Stauss	Blazevic	Basler	Leeper	Wilber	Mason	Wright	Keck	Andrews
Belmont	Dodd	W. Stauss	Blazevic	Basler	Leeper	Wilber	Mason	Wright	Keck	Andrews
Belmont	Niznik	W. Stauss	Blazevic	Basler	Leeper	Wilber	Mason	Wright	Keck	Andrews
Belmont	Wilma	W. Stauss	Andrews	Basler	Leeper	Wilber	Mason	Wright	Keck	Sperling
Eastern Kentucky	Dodd	W. Stauss	Blazevic	Basler	Leeper	Wilber	Mason	Wright	Keck	Andrews
Eastern Kentucky	Grossius	W. Stauss	Andrews	Basler	Leeper	Wilber	Mason	Wright	Keck	Sperling
Eastern Kentucky	Niznik	W. Stauss	Andrews	Basler	Leeper	Wilber	Mason	Wright	Keck	Sperling
Lipscomb	Dodd	W. Stauss	Blazevic	Basler	Leeper	Wilber	Mason	Wright	Keck	Andrews
Lipscomb	Grossius	Keck	Andrews	Sperling	Basler	Wilber	T. Stauss	Wright	Mason	W. Stauss
Lipscomb	Ralls	W. Stauss	Blazevic	Sperling	Basler	Wilber	Mason	Wright	Keck	Andrews
UT Martin	Dodd	W. Stauss	Andrews	Basler	Leeper	Wilber	Mason	Wright	Keck	Sperling
UT Martin	Grossius	W. Stauss	Andrews	Basler	Leeper	Wilber	Mason	Wright	Keck	Sperling
UT Martin	Ralls	Keck	Blazevic	Sperling	Basler	Wilber	T. Stauss	Wright	Mason	Andrews

# SOUTHEAST MISSOURI BASEBALL NOTES // OVC TOURNAMENT



## Game-by-Game Hitting

Opponent	AB	R	H	RBI	2B	3B	HR	BB	IBB	SB	CS	HBP	SAC	SF	GDP	K	PQ	A	E	Avg
Southeast Missouri	31	4	7	4	1	0	0	3	0	1	1	2	3	0	1	10	27	10	0	.226
South Alabama	31	2	5	2	2	0	1	2	0	1	0	0	0	1	0	13	27	10	3	.161
Southeast Missouri	36	5	10	2	1	1	0	2	0	1	0	1	1	0	1	13	24	12	2	.254
South Alabama	27	6	6	4	1	0	0	9	0	1	1	1	3	0	0	5	27	9	2	.190
Southeast Missouri	39	8	11	7	1	0	2	5	0	5	0	0	1	2	0	13	30	14	0	.264
South Alabama	30	6	8	6	1	0	1	6	0	1	0	1	4	1	1	7	30	9	2	.216
Southeast Missouri	37	5	9	4	0	1	0	3	0	2	1	1	0	0	0	10	28	7	0	.259
Arkansas	37	6	9	6	1	0	2	4	0	0	0	3	0	1	0	13	30	15	0	.224
Southeast Missouri	31	3	5	3	0	0	0	6	0	2	0	0	0	0	0	8	24	6	0	.241
Arkansas	32	7	8	7	0	1	4	0	0	1	0	3	0	0	0	7	27	12	9	.229
Southeast Missouri	33	3	6	3	0	0	1	5	0	1	0	0	0	0	0	13	24	6	1	.232
Arkansas	39	9	15	7	4	0	1	6	0	4	0	0	0	0	0	9	27	9	1	.260
Southeast Missouri	19	4	4	4	0	0	1	5	0	5	0	0	0	0	0	6	12	5	2	.230
Arkansas	25	11	12	9	6	0	3	4	0	2	0	0	0	0	0	3	15	8	0	.285
Southeast Missouri	36	4	11	4	3	0	0	5	0	1	0	3	2	0	0	10	30	14	1	.240
Illinois State	39	3	11	3	2	0	0	2	1	2	0	0	1	0	1	12	29	8	1	.285
Southeast Missouri	23	5	6	5	0	1	2	3	0	0	1	0	0	1	0	5	21	10	1	.242
Illinois State	29	1	8	1	2	0	0	0	0	0	0	0	0	0	1	4	18	6	1	.284
Southeast Missouri	24	1	4	1	0	1	0	0	0	0	0	0	0	0	1	7	21	8	2	.236
Illinois State	38	13	16	12	3	0	2	3	0	1	0	0	0	0	1	9	21	8	0	.300
Southeast Missouri	31	8	11	8	1	0	1	3	0	0	0	0	1	0	0	4	27	8	0	.244
Illinois State	34	1	8	1	1	0	1	1	0	0	0	0	0	0	0	8	24	12	1	.294
Southeast Missouri	27	2	5	2	0	0	0	4	0	1	0	0	1	2	1	10	24	6	1	.243
SIU Edwardsville	34	6	9	6	5	1	0	3	0	0	0	1	0	0	0	14	27	13	0	.291
Southeast Missouri	35	6	7	5	0	0	0	6	0	3	0	1	1	1	0	7	30	9	0	.239
SIU Edwardsville	40	3	13	3	1	0	0	5	0	1	0	0	0	1	1	13	30	13	0	.294
Southeast Missouri	32	6	8	6	2	0	1	1	0	3	2	1	0	1	0	8	27	5	1	.240
SIU Edwardsville	37	4	11	4	3	0	0	0	0	0	0	1	0	1	0	10	27	10	0	.294
Southeast Missouri	34	8	7	7	1	0	1	6	0	2	0	3	1	0	1	5	27	8	0	.237
Saint Louis	31	6	7	5	2	0	0	6	0	2	1	2	0	2	0	8	27	14	2	.290
Southeast Missouri	28	6	5	5	1	0	0	8	0	3	0	0	0	0	1	6	27	11	4	.234
Austin Peay	33	3	4	2	0	0	0	3	0	1	0	0	0	0	0	12	24	8	1	.280
Southeast Missouri	39	6	10	6	1	0	1	3	0	1	0	1	0	1	1	6	33	12	0	.236
Austin Peay	39	5	8	5	2	0	2	6	0	1	0	0	0	0	1	6	31	13	0	.275
Southeast Missouri	48	11	12	7	2	0	1	8	0	0	3	2	1	0	0	8	36	17	2	.237
Austin Peay	51	12	19	11	6	2	1	2	0	5	4	2	1	0	1	13	36	14	7	.283
Southeast Missouri	36	4	8	3	0	0	0	10	0	0	0	0	0	0	0	8	27	10	1	.236
Southern Illinois	44	21	17	19	4	0	3	13	0	2	0	2	0	0	1	8	27	12	1	.290
Southeast Missouri	35	3	9	3	3	0	1	2	0	2	0	1	0	0	0	5	27	11	1	.237
Eastern Illinois	33	2	8	2	0	0	0	1	0	1	0	0	1	0	0	10	27	15	1	.287
Southeast Missouri	35	2	11	2	0	0	0	0	0	1	0	1	1	0	0	11	24	11	3	.241
Eastern Illinois	31	9	8	8	3	0	0	8	0	0	0	0	0	2	0	4	27	11	2	.286
Southeast Missouri	35	4	11	3	3	0	0	1	0	0	0	0	1	0	0	7	24	14	2	.244
Eastern Illinois	34	8	11	8	2	0	1	2	0	1	1	1	1	0	0	2	27	14	1	.288
Southeast Missouri	41	8	13	8	2	1	1	7	1	2	1	2	0	0	1	9	30	10	0	.248
Missouri State	38	9	11	8	2	0	2	2	0	0	0	1	1	1	0	10	30	13	1	.288
Southeast Missouri	34	6	9	6	2	0	0	5	0	1	0	0	1	0	0	11	27	9	0	.249
Jacksonville State	37	5	11	5	2	0	1	1	0	0	0	0	0	1	0	10	24	4	2	.288
Southeast Missouri	35	4	12	4	3	0	1	2	0	0	1	3	0	1	3	8	27	13	1	.253
Jacksonville State	34	8	10	7	2	0	3	4	0	0	0	3	2	0	1	6	27	14	2	.288
Southeast Missouri	31	8	9	7	3	0	1	7	0	2	0	2	1	2	0	7	27	13	0	.254
Jacksonville State	33	3	8	2	2	0	0	5	0	0	0	2	0	0	2	6	24	4	1	.287
Southeast Missouri	38	8	13	7	5	0	0	4	0	1	1	1	2	0	0	6	27	7	0	.258
Murray State	32	3	7	3	4	0	1	1	0	1	0	1	0	1	0	10	27	13	2	.285
Southeast Missouri	38	12	12	10	1	0	3	3	0	0	1	2	1	1	0	7	27	2	0	.260
Murray State	41	8	14	7	5	1	2	2	0	4	0	1	0	0	0	11	27	7	3	.287





## SOUTHEAST MISSOURI BASEBALL NOTES // OVC TOURNAMENT

### Game-by-Game Hitting

Opponent	AB	R	H	RBI	2B	3B	HR	BB	IBB	SB	CS	HBP	SAC	SF	GDP	K	PO	A	E	Avg
<b>Southeast Missouri</b>	<b>36</b>	<b>6</b>	<b>9</b>	<b>6</b>	<b>3</b>	<b>0</b>	<b>2</b>	<b>2</b>	<b>0</b>	<b>0</b>	<b>0</b>	<b>1</b>	<b>0</b>	<b>0</b>	<b>0</b>	<b>10</b>	<b>24</b>	<b>6</b>	<b>4</b>	<b>.260</b>
Murray State	36	11	11	9	1	0	3	8	0	0	0	0	0	1	0	11	27	7	1	.288
<b>Southeast Missouri</b>	<b>39</b>	<b>8</b>	<b>12</b>	<b>8</b>	<b>4</b>	<b>1</b>	<b>1</b>	<b>6</b>	<b>0</b>	<b>3</b>	<b>0</b>	<b>2</b>	<b>0</b>	<b>0</b>	<b>0</b>	<b>12</b>	<b>27</b>	<b>6</b>	<b>0</b>	<b>.262</b>
UT Martin	34	1	7	1	1	0	0	3	0	0	1	1	0	0	0	12	27	7	1	.285
<b>Southeast Missouri</b>	<b>31</b>	<b>7</b>	<b>8</b>	<b>7</b>	<b>4</b>	<b>0</b>	<b>0</b>	<b>6</b>	<b>0</b>	<b>1</b>	<b>0</b>	<b>2</b>	<b>0</b>	<b>1</b>	<b>0</b>	<b>8</b>	<b>27</b>	<b>10</b>	<b>2</b>	<b>.262</b>
Tennessee Tech	35	3	8	3	4	0	1	2	0	0	1	1	0	0	0	11	24	5	0	.283
<b>Southeast Missouri</b>	<b>30</b>	<b>1</b>	<b>6</b>	<b>1</b>	<b>2</b>	<b>0</b>	<b>0</b>	<b>2</b>	<b>0</b>	<b>0</b>	<b>0</b>	<b>1</b>	<b>0</b>	<b>1</b>	<b>2</b>	<b>2</b>	<b>27</b>	<b>13</b>	<b>2</b>	<b>.260</b>
Tennessee Tech	35	9	11	9	2	0	0	7	0	1	1	0	2	0	1	7	27	14	0	.284
<b>Southeast Missouri</b>	<b>30</b>	<b>7</b>	<b>11</b>	<b>7</b>	<b>1</b>	<b>2</b>	<b>0</b>	<b>4</b>	<b>1</b>	<b>3</b>	<b>0</b>	<b>1</b>	<b>2</b>	<b>3</b>	<b>0</b>	<b>7</b>	<b>27</b>	<b>10</b>	<b>1</b>	<b>.263</b>
Tennessee Tech	32	2	5	2	0	0	1	2	0	1	1	0	0	0	0	3	24	9	1	.281
<b>Southeast Missouri</b>	<b>34</b>	<b>16</b>	<b>19</b>	<b>15</b>	<b>3</b>	<b>0</b>	<b>3</b>	<b>2</b>	<b>0</b>	<b>1</b>	<b>0</b>	<b>2</b>	<b>1</b>	<b>1</b>	<b>1</b>	<b>1</b>	<b>18</b>	<b>7</b>	<b>1</b>	<b>.272</b>
Austin Peay	25	3	6	2	2	0	0	1	0	2	0	0	0	0	0	9	18	8	3	.280
<b>Southeast Missouri</b>	<b>35</b>	<b>12</b>	<b>13</b>	<b>10</b>	<b>1</b>	<b>0</b>	<b>0</b>	<b>5</b>	<b>0</b>	<b>0</b>	<b>3</b>	<b>3</b>	<b>1</b>	<b>0</b>	<b>1</b>	<b>5</b>	<b>27</b>	<b>13</b>	<b>0</b>	<b>.275</b>
Belmont	28	0	3	0	1	0	0	1	0	0	0	0	0	0	2	12	27	15	2	.276
<b>Southeast Missouri</b>	<b>30</b>	<b>1</b>	<b>3</b>	<b>1</b>	<b>0</b>	<b>0</b>	<b>0</b>	<b>4</b>	<b>0</b>	<b>0</b>	<b>0</b>	<b>2</b>	<b>0</b>	<b>0</b>	<b>0</b>	<b>7</b>	<b>24</b>	<b>14</b>	<b>0</b>	<b>.270</b>
Belmont	27	4	9	4	1	0	0	5	0	1	1	1	0	2	2	7	27	6	0	.277
<b>Southeast Missouri</b>	<b>34</b>	<b>5</b>	<b>11</b>	<b>5</b>	<b>2</b>	<b>0</b>	<b>0</b>	<b>3</b>	<b>0</b>	<b>1</b>	<b>0</b>	<b>1</b>	<b>1</b>	<b>0</b>	<b>4</b>	<b>6</b>	<b>27</b>	<b>6</b>	<b>0</b>	<b>.272</b>
Belmont	32	0	6	0	1	0	0	3	0	0	0	2	0	0	1	10	27	12	0	.275
<b>Southeast Missouri</b>	<b>29</b>	<b>6</b>	<b>6</b>	<b>5</b>	<b>0</b>	<b>0</b>	<b>1</b>	<b>3</b>	<b>1</b>	<b>0</b>	<b>0</b>	<b>0</b>	<b>1</b>	<b>0</b>	<b>0</b>	<b>7</b>	<b>27</b>	<b>6</b>	<b>1</b>	<b>.270</b>
Eastern Kentucky	34	2	6	2	2	0	0	4	0	0	0	0	0	0	0	10	24	9	1	.272
<b>Southeast Missouri</b>	<b>29</b>	<b>0</b>	<b>4</b>	<b>0</b>	<b>1</b>	<b>0</b>	<b>0</b>	<b>6</b>	<b>0</b>	<b>0</b>	<b>0</b>	<b>0</b>	<b>0</b>	<b>0</b>	<b>2</b>	<b>7</b>	<b>27</b>	<b>11</b>	<b>1</b>	<b>.267</b>
Eastern Kentucky	39	8	13	8	3	0	1	4	0	0	0	0	0	0	0	8	27	11	1	.274
<b>Southeast Missouri</b>	<b>29</b>	<b>7</b>	<b>11</b>	<b>7</b>	<b>4</b>	<b>1</b>	<b>1</b>	<b>3</b>	<b>0</b>	<b>0</b>	<b>1</b>	<b>2</b>	<b>3</b>	<b>0</b>	<b>1</b>	<b>6</b>	<b>27</b>	<b>7</b>	<b>3</b>	<b>.270</b>
Eastern Kentucky	35	6	9	5	1	1	0	3	0	1	0	0	0	1	0	6	24	14	0	.273
<b>Southeast Missouri</b>	<b>35</b>	<b>3</b>	<b>7</b>	<b>3</b>	<b>3</b>	<b>0</b>	<b>0</b>	<b>1</b>	<b>0</b>	<b>1</b>	<b>0</b>	<b>0</b>	<b>0</b>	<b>0</b>	<b>0</b>	<b>7</b>	<b>27</b>	<b>11</b>	<b>1</b>	<b>.268</b>
Lipscomb	35	2	9	2	2	0	0	0	0	1	0	1	1	0	1	9	27	12	0	.273
<b>Southeast Missouri</b>	<b>29</b>	<b>0</b>	<b>3</b>	<b>0</b>	<b>0</b>	<b>0</b>	<b>0</b>	<b>3</b>	<b>0</b>	<b>1</b>	<b>0</b>	<b>1</b>	<b>0</b>	<b>0</b>	<b>1</b>	<b>8</b>	<b>24</b>	<b>12</b>	<b>0</b>	<b>.265</b>
Lipscomb	28	3	7	2	2	0	0	0	0	0	0	1	1	1	1	7	27	12	0	.273
<b>Southeast Missouri</b>	<b>38</b>	<b>8</b>	<b>15</b>	<b>7</b>	<b>1</b>	<b>0</b>	<b>1</b>	<b>1</b>	<b>0</b>	<b>1</b>	<b>2</b>	<b>2</b>	<b>1</b>	<b>0</b>	<b>1</b>	<b>7</b>	<b>27</b>	<b>11</b>	<b>1</b>	<b>.268</b>
Lipscomb	33	4	7	4	0	1	0	6	0	0	0	0	0	1	0	8	27	15	0	.271
<b>Southeast Missouri</b>	<b>36</b>	<b>6</b>	<b>12</b>	<b>6</b>	<b>0</b>	<b>0</b>	<b>3</b>	<b>0</b>	<b>0</b>	<b>1</b>	<b>0</b>	<b>1</b>	<b>0</b>	<b>0</b>	<b>1</b>	<b>10</b>	<b>27</b>	<b>13</b>	<b>3</b>	<b>.270</b>
UT Martin	35	2	6	2	0	0	1	1	0	0	0	1	0	0	0	9	24	7	2	.269
<b>Southeast Missouri</b>	<b>32</b>	<b>3</b>	<b>8</b>	<b>3</b>	<b>2</b>	<b>0</b>	<b>1</b>	<b>5</b>	<b>0</b>	<b>1</b>	<b>0</b>	<b>0</b>	<b>0</b>	<b>0</b>	<b>0</b>	<b>14</b>	<b>27</b>	<b>13</b>	<b>0</b>	<b>.269</b>
UT Martin	34	2	9	2	1	0	1	1	0	0	1	0	1	0	1	9	24	8	0	.269
<b>Southeast Missouri</b>	<b>30</b>	<b>2</b>	<b>5</b>	<b>2</b>	<b>0</b>	<b>0</b>	<b>0</b>	<b>2</b>	<b>0</b>	<b>0</b>	<b>0</b>	<b>1</b>	<b>0</b>	<b>1</b>	<b>0</b>	<b>9</b>	<b>27</b>	<b>10</b>	<b>1</b>	<b>.267</b>
UT Martin	34	9	11	7	4	0	1	4	0	0	0	3	2	1	0	3	27	10	0	.270



## Game-by-Game Pitching

Opponent	IP	H	R	ER	BB	SO	2B	3B	HR	WP	BK	HBP	DP	IBB	Score	W-L	SV	ERA
<b>Southeast Missouri</b>	<b>9.0</b>	<b>5</b>	<b>2</b>	<b>2</b>	<b>2</b>	<b>13</b>	<b>2</b>	<b>0</b>	<b>1</b>	<b>2</b>	<b>0</b>	<b>0</b>	<b>0</b>	<b>0</b>	<b>4-2</b>	<b>1-0</b>	<b>1</b>	<b>2.00</b>
South Alabama	9.0	7	4	4	3	10	1	0	0	2	0	2	2	0	2-4	0-1	0	4.00
<b>Southeast Missouri</b>	<b>8.0</b>	<b>6</b>	<b>6</b>	<b>4</b>	<b>9</b>	<b>5</b>	<b>1</b>	<b>0</b>	<b>0</b>	<b>4</b>	<b>0</b>	<b>1</b>	<b>0</b>	<b>0</b>	<b>5-6</b>	<b>1-1</b>	<b>1</b>	<b>3.18</b>
South Alabama	9.0	10	5	3	2	13	1	1	0	1	0	1	1	0	6-5	1-1	1	3.50
<b>Southeast Missouri</b>	<b>10.0</b>	<b>8</b>	<b>6</b>	<b>6</b>	<b>6</b>	<b>7</b>	<b>1</b>	<b>0</b>	<b>1</b>	<b>4</b>	<b>0</b>	<b>1</b>	<b>2</b>	<b>0</b>	<b>8-6</b>	<b>2-1</b>	<b>1</b>	<b>4.00</b>
South Alabama	10.0	11	8	8	5	13	1	0	2	2	0	0	0	0	6-8	1-2	1	4.82
<b>Southeast Missouri</b>	<b>9.1</b>	<b>9</b>	<b>6</b>	<b>6</b>	<b>4</b>	<b>13</b>	<b>1</b>	<b>0</b>	<b>2</b>	<b>0</b>	<b>0</b>	<b>3</b>	<b>0</b>	<b>0</b>	<b>5-6</b>	<b>2-2</b>	<b>1</b>	<b>4.46</b>
Arkansas	10.0	9	5	5	3	10	0	1	0	0	1	1	1	0	6-5	2-2	1	4.74
<b>Southeast Missouri</b>	<b>8.0</b>	<b>8</b>	<b>7</b>	<b>7</b>	<b>0</b>	<b>7</b>	<b>0</b>	<b>1</b>	<b>4</b>	<b>0</b>	<b>0</b>	<b>3</b>	<b>0</b>	<b>0</b>	<b>3-7</b>	<b>2-3</b>	<b>1</b>	<b>5.08</b>
Arkansas	9.0	5	3	2	6	8	0	0	0	2	0	0	1	0	7-3	3-2	1	4.21
<b>Southeast Missouri</b>	<b>8.0</b>	<b>15</b>	<b>9</b>	<b>9</b>	<b>6</b>	<b>9</b>	<b>4</b>	<b>0</b>	<b>1</b>	<b>6</b>	<b>0</b>	<b>0</b>	<b>0</b>	<b>0</b>	<b>3-9</b>	<b>2-4</b>	<b>1</b>	<b>5.85</b>
Arkansas	9.0	6	3	3	5	13	0	0	1	1	0	0	1	0	9-3	4-2	1	4.02
<b>Southeast Missouri</b>	<b>4.0</b>	<b>12</b>	<b>11</b>	<b>9</b>	<b>4</b>	<b>3</b>	<b>6</b>	<b>0</b>	<b>3</b>	<b>0</b>	<b>0</b>	<b>0</b>	<b>1</b>	<b>0</b>	<b>4-11</b>	<b>2-5</b>	<b>1</b>	<b>6.87</b>
Arkansas	5.0	4	4	4	5	6	0	0	1	1	0	0	1	0	11-4	5-2	1	4.28
<b>Southeast Missouri</b>	<b>10.0</b>	<b>11</b>	<b>3</b>	<b>2</b>	<b>2</b>	<b>12</b>	<b>2</b>	<b>0</b>	<b>0</b>	<b>0</b>	<b>0</b>	<b>0</b>	<b>1</b>	<b>1</b>	<b>4-3</b>	<b>3-5</b>	<b>1</b>	<b>6.11</b>
Illinois State	9.2	11	4	4	5	10	3	0	0	2	0	3	0	0	3-4	5-3	1	4.20
<b>Southeast Missouri</b>	<b>7.0</b>	<b>8</b>	<b>1</b>	<b>1</b>	<b>0</b>	<b>4</b>	<b>2</b>	<b>0</b>	<b>0</b>	<b>0</b>	<b>0</b>	<b>0</b>	<b>1</b>	<b>0</b>	<b>5-1</b>	<b>4-5</b>	<b>1</b>	<b>5.65</b>
Illinois State	6.0	6	5	5	3	5	0	1	2	0	0	0	0	0	1-5	5-4	1	4.46
<b>Southeast Missouri</b>	<b>7.0</b>	<b>16</b>	<b>13</b>	<b>12</b>	<b>3</b>	<b>9</b>	<b>3</b>	<b>0</b>	<b>2</b>	<b>2</b>	<b>1</b>	<b>0</b>	<b>1</b>	<b>0</b>	<b>1-13</b>	<b>4-6</b>	<b>1</b>	<b>6.50</b>
Illinois State	7.0	4	1	1	0	7	0	1	0	0	0	0	1	0	13-1	6-4	1	4.20
<b>Southeast Missouri</b>	<b>9.0</b>	<b>8</b>	<b>1</b>	<b>1</b>	<b>1</b>	<b>8</b>	<b>1</b>	<b>0</b>	<b>1</b>	<b>0</b>	<b>0</b>	<b>0</b>	<b>0</b>	<b>0</b>	<b>8-1</b>	<b>5-6</b>	<b>2</b>	<b>5.94</b>
Illinois State	8.0	11	8	7	3	4	1	0	1	0	0	0	0	0	1-8	6-5	1	4.52
<b>Southeast Missouri</b>	<b>8.0</b>	<b>9</b>	<b>6</b>	<b>5</b>	<b>3</b>	<b>14</b>	<b>5</b>	<b>1</b>	<b>0</b>	<b>1</b>	<b>0</b>	<b>1</b>	<b>0</b>	<b>0</b>	<b>2-6</b>	<b>5-7</b>	<b>2</b>	<b>5.92</b>
SIU Edwardsville	9.0	5	2	2	4	10	0	0	0	1	0	0	1	0	6-2	7-5	2	4.29
<b>Southeast Missouri</b>	<b>10.0</b>	<b>13</b>	<b>3</b>	<b>3</b>	<b>5</b>	<b>13</b>	<b>1</b>	<b>0</b>	<b>0</b>	<b>1</b>	<b>0</b>	<b>0</b>	<b>1</b>	<b>0</b>	<b>6-3</b>	<b>6-7</b>	<b>2</b>	<b>5.62</b>
SIU Edwardsville	10.0	7	6	6	6	7	0	0	0	1	0	1	0	0	3-6	7-6	2	4.39
<b>Southeast Missouri</b>	<b>9.0</b>	<b>11</b>	<b>4</b>	<b>3</b>	<b>0</b>	<b>10</b>	<b>3</b>	<b>0</b>	<b>0</b>	<b>1</b>	<b>0</b>	<b>1</b>	<b>0</b>	<b>0</b>	<b>6-4</b>	<b>7-7</b>	<b>3</b>	<b>5.42</b>
SIU Edwardsville	9.0	8	6	6	1	8	2	0	1	0	0	1	0	0	4-6	7-7	2	4.51
<b>Southeast Missouri</b>	<b>9.0</b>	<b>7</b>	<b>6</b>	<b>6</b>	<b>6</b>	<b>8</b>	<b>2</b>	<b>0</b>	<b>0</b>	<b>3</b>	<b>0</b>	<b>2</b>	<b>0</b>	<b>0</b>	<b>8-6</b>	<b>8-7</b>	<b>4</b>	<b>5.46</b>
Saint Louis	9.0	7	8	7	6	5	1	0	1	1	0	3	1	0	6-8	7-8	2	4.69
<b>Southeast Missouri</b>	<b>9.0</b>	<b>4</b>	<b>3</b>	<b>0</b>	<b>3</b>	<b>12</b>	<b>0</b>	<b>0</b>	<b>0</b>	<b>4</b>	<b>0</b>	<b>0</b>	<b>1</b>	<b>0</b>	<b>6-3</b>	<b>9-7</b>	<b>5</b>	<b>5.09</b>
Austin Peay	8.0	5	6	5	8	6	1	0	0	1	0	0	1	0	3-6	7-9	2	4.74
<b>Southeast Missouri</b>	<b>11.0</b>	<b>8</b>	<b>5</b>	<b>5</b>	<b>6</b>	<b>6</b>	<b>2</b>	<b>0</b>	<b>2</b>	<b>2</b>	<b>0</b>	<b>0</b>	<b>1</b>	<b>0</b>	<b>6-5</b>	<b>10-7</b>	<b>5</b>	<b>5.02</b>
Austin Peay	10.1	10	6	6	3	6	1	0	1	1	0	1	1	0	5-6	7-10	2	4.78
<b>Southeast Missouri</b>	<b>12.0</b>	<b>19</b>	<b>12</b>	<b>11</b>	<b>2</b>	<b>13</b>	<b>6</b>	<b>2</b>	<b>1</b>	<b>1</b>	<b>0</b>	<b>2</b>	<b>1</b>	<b>0</b>	<b>11-12</b>	<b>10-8</b>	<b>5</b>	<b>5.26</b>
Austin Peay	12.0	12	11	4	8	8	2	0	1	2	0	2	0	0	12-11	8-10	2	4.64
<b>Southeast Missouri</b>	<b>9.0</b>	<b>17</b>	<b>21</b>	<b>20</b>	<b>13</b>	<b>8</b>	<b>4</b>	<b>0</b>	<b>3</b>	<b>4</b>	<b>0</b>	<b>2</b>	<b>1</b>	<b>0</b>	<b>4-21</b>	<b>10-9</b>	<b>5</b>	<b>6.06</b>
Southern Illinois	9.0	8	4	3	10	8	0	0	0	3	0	0	0	0	21-4	9-10	2	4.55
<b>Southeast Missouri</b>	<b>9.0</b>	<b>8</b>	<b>2</b>	<b>2</b>	<b>1</b>	<b>10</b>	<b>0</b>	<b>0</b>	<b>0</b>	<b>0</b>	<b>0</b>	<b>0</b>	<b>2</b>	<b>0</b>	<b>3-2</b>	<b>11-9</b>	<b>6</b>	<b>5.85</b>
Eastern Illinois	9.0	9	3	2	2	5	3	0	1	1	0	1	1	0	2-3	9-11	2	4.42
<b>Southeast Missouri</b>	<b>8.0</b>	<b>8</b>	<b>9</b>	<b>7</b>	<b>8</b>	<b>4</b>	<b>3</b>	<b>0</b>	<b>0</b>	<b>3</b>	<b>1</b>	<b>0</b>	<b>1</b>	<b>0</b>	<b>2-9</b>	<b>11-10</b>	<b>6</b>	<b>5.94</b>
Eastern Illinois	9.0	11	2	2	0	11	0	0	0	0	0	1	2	0	9-2	10-11	2	4.31
<b>Southeast Missouri</b>	<b>8.0</b>	<b>11</b>	<b>8</b>	<b>7</b>	<b>2</b>	<b>2</b>	<b>2</b>	<b>0</b>	<b>1</b>	<b>2</b>	<b>0</b>	<b>1</b>	<b>0</b>	<b>0</b>	<b>4-8</b>	<b>11-11</b>	<b>6</b>	<b>6.02</b>
Eastern Illinois	9.0	11	4	1	1	7	3	0	0	1	0	0	1	0	8-4	11-11	3	4.15
<b>Southeast Missouri</b>	<b>10.0</b>	<b>11</b>	<b>9</b>	<b>8</b>	<b>2</b>	<b>10</b>	<b>2</b>	<b>0</b>	<b>2</b>	<b>1</b>	<b>0</b>	<b>1</b>	<b>0</b>	<b>0</b>	<b>8-9</b>	<b>11-12</b>	<b>6</b>	<b>6.08</b>
Missouri State	10.0	13	8	7	7	9	2	1	1	0	0	2	1	1	9-8	12-11	3	4.26
<b>Southeast Missouri</b>	<b>9.0</b>	<b>11</b>	<b>5</b>	<b>5</b>	<b>1</b>	<b>10</b>	<b>2</b>	<b>0</b>	<b>1</b>	<b>2</b>	<b>0</b>	<b>0</b>	<b>0</b>	<b>0</b>	<b>6-5</b>	<b>12-12</b>	<b>7</b>	<b>6.03</b>
Jacksonville State	8.0	9	6	4	5	11	2	0	0	3	0	0	0	0	5-6	12-12	3	4.27
<b>Southeast Missouri</b>	<b>9.0</b>	<b>10</b>	<b>8</b>	<b>7</b>	<b>4</b>	<b>6</b>	<b>2</b>	<b>0</b>	<b>3</b>	<b>0</b>	<b>0</b>	<b>3</b>	<b>1</b>	<b>0</b>	<b>4-8</b>	<b>12-13</b>	<b>7</b>	<b>6.07</b>
Jacksonville State	9.0	12	4	4	2	8	3	0	1	0	0	3	3	0	8-4	13-12	4	4.26
<b>Southeast Missouri</b>	<b>9.0</b>	<b>8</b>	<b>3</b>	<b>3</b>	<b>5</b>	<b>6</b>	<b>2</b>	<b>0</b>	<b>0</b>	<b>1</b>	<b>0</b>	<b>2</b>	<b>2</b>	<b>0</b>	<b>8-3</b>	<b>13-13</b>	<b>7</b>	<b>5.95</b>
Jacksonville State	8.0	9	8	5	7	7	3	0	1	2	0	2	0	0	3-8	13-13	4	4.30
<b>Southeast Missouri</b>	<b>9.0</b>	<b>7</b>	<b>3</b>	<b>3</b>	<b>1</b>	<b>10</b>	<b>4</b>	<b>0</b>	<b>1</b>	<b>1</b>	<b>0</b>	<b>1</b>	<b>0</b>	<b>0</b>	<b>8-3</b>	<b>14-13</b>	<b>7</b>	<b>5.84</b>
Murray State	9.0	13	8	7	4	6	5	0	0	1	0	1	0	0	3-8	13-14	4	4.41
<b>Southeast Missouri</b>	<b>9.0</b>	<b>14</b>	<b>8</b>	<b>8</b>	<b>2</b>	<b>11</b>	<b>5</b>	<b>1</b>	<b>2</b>	<b>1</b>	<b>0</b>	<b>1</b>	<b>0</b>	<b>0</b>	<b>12-8</b>	<b>15-13</b>	<b>7</b>	<b>5.92</b>
Murray State	9.0	12	12	11	3	7	1	0	3	1	0	2	0	0	8-12	13-15	4	4.65



## SOUTHEAST MISSOURI BASEBALL NOTES // OVC TOURNAMENT

### Game-by-Game Pitching

Opponent	IP	H	R	ER	BB	SO	2B	3B	HR	WP	BK	HBP	DP	IBB	Score	W-L	SV	ERA
<b>Southeast Missouri</b>	<b>8.0</b>	<b>11</b>	<b>11</b>	<b>8</b>	<b>8</b>	<b>11</b>	<b>1</b>	<b>0</b>	<b>3</b>	<b>3</b>	<b>0</b>	<b>0</b>	<b>0</b>	<b>0</b>	<b>6-11</b>	<b>15-14</b>	<b>7</b>	<b>6.02</b>
Murray State	9.0	9	6	2	2	10	3	0	2	1	0	1	0	0	11-6	14-15	5	4.55
<b>Southeast Missouri</b>	<b>9.0</b>	<b>7</b>	<b>1</b>	<b>1</b>	<b>3</b>	<b>12</b>	<b>1</b>	<b>0</b>	<b>0</b>	<b>2</b>	<b>0</b>	<b>1</b>	<b>0</b>	<b>0</b>	<b>8-1</b>	<b>16-14</b>	<b>7</b>	<b>5.84</b>
UT Martin	9.0	12	8	8	6	12	4	1	1	1	0	2	0	0	1-8	14-16	5	4.67
<b>Southeast Missouri</b>	<b>9.0</b>	<b>8</b>	<b>3</b>	<b>3</b>	<b>2</b>	<b>11</b>	<b>4</b>	<b>0</b>	<b>1</b>	<b>2</b>	<b>0</b>	<b>1</b>	<b>0</b>	<b>0</b>	<b>7-3</b>	<b>17-14</b>	<b>7</b>	<b>5.75</b>
Tennessee Tech	8.0	8	7	7	6	8	4	0	0	0	0	2	0	0	3-7	14-17	5	4.76
<b>Southeast Missouri</b>	<b>9.0</b>	<b>11</b>	<b>9</b>	<b>9</b>	<b>7</b>	<b>7</b>	<b>2</b>	<b>0</b>	<b>0</b>	<b>1</b>	<b>0</b>	<b>0</b>	<b>1</b>	<b>0</b>	<b>1-9</b>	<b>17-15</b>	<b>7</b>	<b>5.85</b>
Tennessee Tech	9.0	6	1	1	2	2	2	0	0	0	0	1	2	0	9-1	15-17	5	4.64
<b>Southeast Missouri</b>	<b>9.0</b>	<b>5</b>	<b>2</b>	<b>2</b>	<b>2</b>	<b>3</b>	<b>0</b>	<b>0</b>	<b>1</b>	<b>1</b>	<b>0</b>	<b>0</b>	<b>0</b>	<b>0</b>	<b>7-2</b>	<b>18-15</b>	<b>7</b>	<b>5.73</b>
Tennessee Tech	8.0	11	7	5	4	7	1	2	0	2	0	1	0	1	2-7	15-18	5	4.67
<b>Southeast Missouri</b>	<b>6.0</b>	<b>6</b>	<b>3</b>	<b>2</b>	<b>1</b>	<b>9</b>	<b>2</b>	<b>0</b>	<b>0</b>	<b>0</b>	<b>0</b>	<b>0</b>	<b>0</b>	<b>0</b>	<b>16-3</b>	<b>19-15</b>	<b>7</b>	<b>5.68</b>
Austin Peay	6.0	19	16	15	2	1	3	0	3	1	0	2	1	0	3-16	15-19	5	5.03
<b>Southeast Missouri</b>	<b>9.0</b>	<b>3</b>	<b>0</b>	<b>0</b>	<b>1</b>	<b>12</b>	<b>1</b>	<b>0</b>	<b>0</b>	<b>0</b>	<b>0</b>	<b>0</b>	<b>2</b>	<b>0</b>	<b>12-0</b>	<b>20-15</b>	<b>7</b>	<b>5.51</b>
Belmont	9.0	13	12	10	5	5	1	0	0	1	0	3	2	0	0-12	15-20	5	5.18
<b>Southeast Missouri</b>	<b>8.0</b>	<b>9</b>	<b>4</b>	<b>4</b>	<b>5</b>	<b>7</b>	<b>1</b>	<b>0</b>	<b>0</b>	<b>1</b>	<b>0</b>	<b>1</b>	<b>2</b>	<b>0</b>	<b>1-4</b>	<b>20-16</b>	<b>7</b>	<b>5.49</b>
Belmont	9.0	3	1	1	4	7	0	0	0	0	0	2	0	0	4-1	16-20	6	5.06
<b>Southeast Missouri</b>	<b>9.0</b>	<b>6</b>	<b>0</b>	<b>0</b>	<b>3</b>	<b>10</b>	<b>1</b>	<b>0</b>	<b>0</b>	<b>1</b>	<b>0</b>	<b>2</b>	<b>1</b>	<b>0</b>	<b>5-0</b>	<b>21-16</b>	<b>8</b>	<b>5.33</b>
Belmont	9.0	11	5	5	3	6	2	0	0	0	0	1	4	0	0-5	16-21	6	5.06
<b>Southeast Missouri</b>	<b>9.0</b>	<b>6</b>	<b>2</b>	<b>2</b>	<b>4</b>	<b>10</b>	<b>2</b>	<b>0</b>	<b>0</b>	<b>2</b>	<b>0</b>	<b>0</b>	<b>0</b>	<b>0</b>	<b>6-2</b>	<b>22-16</b>	<b>9</b>	<b>5.24</b>
Eastern Kentucky	8.0	6	6	5	3	7	0	0	1	1	0	0	0	1	2-6	16-22	6	5.07
<b>Southeast Missouri</b>	<b>9.0</b>	<b>13</b>	<b>8</b>	<b>7</b>	<b>4</b>	<b>8</b>	<b>3</b>	<b>0</b>	<b>1</b>	<b>1</b>	<b>0</b>	<b>0</b>	<b>0</b>	<b>0</b>	<b>0-8</b>	<b>22-17</b>	<b>9</b>	<b>5.29</b>
Eastern Kentucky	9.0	4	0	0	6	7	1	0	0	0	0	0	2	0	8-0	17-22	6	4.94
<b>Southeast Missouri</b>	<b>9.0</b>	<b>9</b>	<b>6</b>	<b>5</b>	<b>3</b>	<b>6</b>	<b>1</b>	<b>1</b>	<b>0</b>	<b>2</b>	<b>0</b>	<b>0</b>	<b>0</b>	<b>0</b>	<b>7-6</b>	<b>23-17</b>	<b>10</b>	<b>5.28</b>
Eastern Kentucky	8.0	11	7	7	3	6	4	1	1	0	0	2	1	0	6-7	17-23	6	5.00
<b>Southeast Missouri</b>	<b>9.0</b>	<b>9</b>	<b>2</b>	<b>2</b>	<b>0</b>	<b>9</b>	<b>2</b>	<b>0</b>	<b>0</b>	<b>0</b>	<b>1</b>	<b>1</b>	<b>1</b>	<b>0</b>	<b>3-2</b>	<b>24-17</b>	<b>11</b>	<b>5.20</b>
Lipscomb	9.0	7	3	3	1	7	3	0	0	1	0	0	0	0	2-3	17-24	6	4.98
<b>Southeast Missouri</b>	<b>8.0</b>	<b>7</b>	<b>3</b>	<b>3</b>	<b>0</b>	<b>7</b>	<b>2</b>	<b>0</b>	<b>0</b>	<b>1</b>	<b>1</b>	<b>1</b>	<b>1</b>	<b>0</b>	<b>0-3</b>	<b>24-18</b>	<b>11</b>	<b>5.16</b>
Lipscomb	9.0	3	0	0	3	8	0	0	0	2	0	1	1	0	3-0	18-24	7	4.86
<b>Southeast Missouri</b>	<b>9.0</b>	<b>7</b>	<b>4</b>	<b>3</b>	<b>6</b>	<b>8</b>	<b>0</b>	<b>1</b>	<b>0</b>	<b>1</b>	<b>0</b>	<b>0</b>	<b>0</b>	<b>0</b>	<b>8-4</b>	<b>25-18</b>	<b>11</b>	<b>5.11</b>
Lipscomb	9.0	15	8	8	1	7	1	0	1	0	0	2	1	0	4-8	18-25	7	4.93
<b>Southeast Missouri</b>	<b>9.0</b>	<b>6</b>	<b>2</b>	<b>2</b>	<b>1</b>	<b>9</b>	<b>0</b>	<b>0</b>	<b>1</b>	<b>0</b>	<b>0</b>	<b>1</b>	<b>0</b>	<b>0</b>	<b>6-2</b>	<b>26-18</b>	<b>12</b>	<b>5.03</b>
UT Martin	8.0	12	6	5	0	10	0	0	3	1	0	1	1	0	2-6	18-26	7	4.95
<b>Southeast Missouri</b>	<b>9.0</b>	<b>9</b>	<b>2</b>	<b>2</b>	<b>1</b>	<b>9</b>	<b>1</b>	<b>0</b>	<b>1</b>	<b>2</b>	<b>0</b>	<b>0</b>	<b>1</b>	<b>0</b>	<b>3-2</b>	<b>27-18</b>	<b>13</b>	<b>4.97</b>
UT Martin	8.0	8	3	3	5	14	2	0	1	1	0	0	0	0	2-3	18-27	7	4.91
<b>Southeast Missouri</b>	<b>9.0</b>	<b>11</b>	<b>9</b>	<b>9</b>	<b>4</b>	<b>3</b>	<b>4</b>	<b>0</b>	<b>1</b>	<b>1</b>	<b>2</b>	<b>3</b>	<b>0</b>	<b>0</b>	<b>2-9</b>	<b>27-19</b>	<b>13</b>	<b>5.06</b>
UT Martin	9.0	5	2	2	2	9	0	0	0	0	0	1	0	0	9-2	19-27	7	4.85



## Southeast Missouri's Record

Overall.....	27-19
At Home.....	13-8
On the Road.....	14-11
At Neutral Sites.....	0-0
Against Non-OVC Opponents.....	10-9
Against OVC Opponents.....	17-10
In Home OVC Games.....	10-5
In Away OVC Games.....	7-5
vs. Ranked Teams.....	0-5
In February.....	2-5
In March.....	9-7
In April.....	9-3
In May.....	7-4
On Mondays.....	0-0
On Tuesdays.....	2-1
On Wednesdays.....	1-1
On Thursdays.....	2-1
On Fridays.....	11-5
On Saturdays.....	9-10
On Sundays.....	2-1
In Day Games.....	22-16
In Night Games.....	5-3
In Extra Inning Games.....	4-3
When Redhawks Score First.....	14-9
When Opponents Score First.....	13-10
vs. Left-Handed Starter.....	9-8
vs. Right-Handed Starter.....	18-11
In 1-Run Games.....	7-4
In 2-Run Games.....	4-0
In 5+ Run Games.....	8-9
Shutouts.....	2-2
When Leading After Six Innings.....	22-4
When Trailing After Six Innings.....	5-12
When Tied After Six Innings.....	0-2
When Redhawks Starter Goes 6 or more Innings.....	14-2
When Redhawks Get 10 or more Hits.....	14-7
When Redhawks Outhit Opponents.....	16-4
When Redhawks Get Outhit.....	7-13
When Hits are Tied.....	4-2
When Scoring 0-2 Runs.....	0-8
When Scoring 3-5 Runs.....	7-8
When Scoring 6-9 Runs.....	17-2
When Scoring 10+ Runs.....	3-1
When Opponents Score 0-2 Runs.....	12-0
When Opponents Score 3-5 Runs.....	11-2
When Opponents Score 6-9 Runs.....	4-12
When Opponents Score 10+ Runs.....	0-5
Without Hitting a Home Run.....	11-13
When Hitting 1 Home Run.....	11-5
When Hitting 2+ Home Runs.....	5-1
Committing 0 Errors.....	14-5
Committing 1 Error.....	9-6
Committing 2+ Errors.....	4-8

## Honors & Awards

### OVC Coach of the Year

Andy Sawyers

### OVC Pitcher of the Year

Dylan Dodd, LHP

### First-Team All-OVC

Dylan Dodd, LHP

### Second-Team All-OVC

Tyler Wilber, SS

### OVC All-Freshman

Kyle Miller, RHP

Collin Wilma, RHP

### Preseason All-OVC

Dylan Dodd, LHP

Tyler Wilber, SS

### D1Baseball Top-100 Shortstops

Tyler Wilber, #17

### OVC Player of the Week

Austin Blazeovic, 1B, Feb. 22

Tyler Wilber, SS, Apr. 5

### OVC Pitcher of the Week

Dylan Dodd, LHP, Feb. 22

Dylan Dodd, LHP, May 3

### Brooks Wallace Award Semifinalist

Tyler Wilber, SS