



2021 SOUTHEAST MISSOURI BASEBALL

Games
27-29



Schedule

February (2-5)

19	at South Alabama	W, 4-2
20	at South Alabama	L, 5-6
21	at South Alabama ^{ESPN+}	W, 8-6 (10)
25	at #2 Arkansas ^{SEC Network+}	L, 5-6 (10)
26	at #2 Arkansas ^{SEC Network+}	L, 3-7
27	at #2 Arkansas ^{SEC Network+}	L, 3-9
28	at #2 Arkansas ^{SEC Network+}	L, 4-11 (5)

March (9-7, 5-4 OVC)

5	Illinois State	W, 4-3 (10)
6	Illinois State (DH)	W, 5-1; L, 1-13
7	Illinois State	W, 8-1
12	at SIU Edwardsville* ^{ESPN+}	L, 3-6
13	at SIU Edwardsville (DH)* ^{ESPN+}	W, 6-3 (10); W, 6-4
16	at Saint Louis ^{ESPN+}	W, 8-6
19	Austin Peay*	W, 6-3
20	Austin Peay (DH)* ^{ESPN+}	W, 6-5 (11); L, 11-12 (12)
23	#22 Southern Illinois	L, 4-21
26	at Eastern Illinois* ^{ESPN+}	W, 3-2
27	at Eastern Illinois (DH)* ^{ESPN+}	L, 2-9; L, 4-8
30	Missouri State	L, 8-9 (10)

April (2-1, 2-1 OVC)

2	Jacksonville State*	W, 6-5
3	Jacksonville State (DH)* ^{ESPN+}	L, 4-8; W, 8-3
9	at Murray State*	2 p.m.
10	at Murray State (DH)*	1 p.m.
13	at UT Martin	5 p.m.
16	Tennessee Tech* ^{ESPN+}	5 p.m.
17	Tennessee Tech (DH)* ^{ESPN+}	2 p.m.
23	at Missouri State	6:30 p.m.
24	at Missouri State (DH)	1 p.m.
25	at Missouri State	1 p.m.
28	at Austin Peay	3 p.m.
30	at Belmont*	4 p.m.

May (0-0, 0-0 OVC)

1	at Belmont (DH)*	1 p.m.
7	Eastern Kentucky* ^{ESPN+}	5 p.m.
8	Eastern Kentucky (DH)* ^{ESPN+}	2 p.m.
14	at Morehead State*	1 p.m.
15	at Morehead State (DH)*	1 p.m.
20	UT Martin*	5 p.m.
21	UT Martin (DH)*	2 p.m.
27-29	OVC Tournament	Jackson, Tenn.

Southeast Missouri (13-13, 7-5) at Murray State (15-12, 6-3)

Follow the Redhawks

Radio.....ESPN 93.5 FM & 1220 AM
(Erik Sean)
Video.....None
Live Stats.....GoRacers.com
Twitter.....@SEMObaseball

Dates.....April 9-10, 2021
Schedule.....Apr. 9 - 2 p.m., CT
.....Apr. 10 - 1 p.m., CT (DH)
Location.....Murray, Ky.
Facility.....Reagan Field
Series.....SEMO leads, 63-58-1
Last Meeting.....MSU 6, SEMO 5
(Apr. 13, 2019 | Murray, Ky.)

Head Coaches.....Andy Sawyers (188-136 overall; 101-109 at SEMO; 55-50 OVC).
Dan Skirka (49-49 overall, 49-49 at MSU).

Strategic Communications

Jeff Honza, Assistant Director of Athletics
Office Phone.....(573) 651-2933
Mobile.....(618) 528-1145
Email.....redhawk1@me.com

Southeast Missouri Probable Starting Pitcher

	#	Name	LHP	Ht.	Wt.	Cl.	Hometown (Previous School)
Game 1	25	Dylan Dodd	LHP	6-3	210	Sr.	Danville, Ill. (Kankakee CC)
Game 2	18	Noah Niznik	LHP	5-11	196	So.	St. Louis, Mo. (St. John Vianney H.S.)
Game 3	-	TBA	-	-	-	-	-

Murray State Probable Starting Pitcher

	#	Name	LHP	Ht.	Wt.	Cl.	Hometown (Previous School)
Game 1	22	Shane Burns	LHP	6-0	200	So.	Princeton, Ky. (Caldwell County H.S.)
Game 2	44	Jack Wenninger	RHP	6-4	197	Fr.	Cary, Ill. (Cary-Grove H.S.)
Game 3	-	TBA	-	-	-	-	-

Redhawks Head to Murray State

Southeast Missouri (13-13, 7-5) heads to Ohio Valley Conference leader Murray State (14-12, 6-3) for a three-game series this weekend. The Redhawks and Racers play at 2 p.m. Friday with a doubleheader to follow at 1 p.m., CT Saturday.

Follow the Redhawks

Fans can listen to this weekend's series at SEMO ESPN 93.5 FM and 1220 AM. Erik Sean will call the action. Live stats can be accessed at GoRacers.com. Twitter updates provided @SEMObaseball.

Series History

Southeast Missouri and Murray State square off for the 122nd time Friday. SEMO leads the all-time series by a count of 63-58-1. The Redhawks have won five of their last seven games against the Racers. Twenty-four of SEMO's wins in the series against MSU have come in Murray, Kentucky. The Redhawks last series win at Reagan Field was in 2015 (3-0). SEMO scored 37 runs during that series.

Congratulations Coach Sawyers!

Andy Sawyers picked up his 100th career win as Southeast Missouri's head coach when the Redhawks beat Jacksonville State, 6-5, in

comeback fashion on Apr. 2. Sawyers, who is in his fifth year at the helm, is 101-108 overall at SEMO.

Congratulations Coach Sawyers!

Andy Sawyers picked up his 100th career win as Southeast Missouri's head coach when the Redhawks beat Jacksonville State, 6-5, in comeback fashion on Apr. 2. Sawyers, who is in his fifth year at the helm, is 101-108 overall at SEMO.

Series Wins

Southeast Missouri recorded five series wins so far this season, three of which came in Ohio Valley Conference play. The Redhawks beat South Alabama (2-1), Illinois State (3-1),



Southeast Missouri or **SEMO** is the preferred reference for Southeast Missouri State University athletic teams. Southeastern Missouri State is not an acceptable reference.



SIU Edwardsville (2-1), Austin Peay (2-1) and Jacksonville State (2-1) for those victories. SIUE and JSU were both ahead of SEMO in the OVC standings at the time the Redhawks won those series.

Mason's Hitting Streak Reaches 10 Games

Jevon Mason extended his hitting streak to 10 games after getting multiple hits in two of his three starts against Jacksonville State (Apr. 2-3). Mason is the first Redhawk on a hitting streak of 10 or more games this season. He is one of seven Ohio Valley Conference players on active hitting streaks of 10 or more games. John Stallcup (SIUE, 13 games), John Behrends (Belmont, 12 games), Trey Sweeney (EIU, 11 games), Logan Eickhoff (EIU, 11 games), Raul Elguezabal (SIUE, 10 games) and Daniel Harris IV (EKU, 10 games) are the others.

More on Mason's Hitting Streak

Jevon Mason began his current hitting streak against Austin Peay on Mar. 20. A day later, Mason started in right field and has not been out of the starting lineup since. He hit .500 (21-for-42) with 10 runs scored five doubles, eight RBI, a .619 slugging percentage and .560 on-base percentage over his last 10 games. Mason also walked six times and collected multiple hits on seven occasions during that stretch.

Last Double-Digit Game Hitting Streaks

Tyler Wilber and Connor Basler were the last Southeast Missouri players to own hitting streaks of 10 or more games. Wilber hit safely in 14 consecutive games (Mar. 1-22) and Basler held a 10-game hitting streak (Feb. 17-Mar. 8) in 2019.

Wilber Nabs First OVC Player of the Week Honor

Shortstop Tyler Wilber claimed his first Ohio Valley Conference Player of the Week honor on Mar. 5. Wilber hit .611 with two runs scored, a pair of doubles, nine RBI and a stolen base last week. He hit safely in 11 of his 18 at-bats, boasted a .722 slugging percentage and registered a .619 on-base percentage in four starts. Wilber had three or more hits in three games, including a season-best four against Jacksonville State (Apr. 3). He knocked in

the go-ahead run on a two-RBI single in the sixth inning leading Southeast Missouri to its 6-5 come-from-behind series opening win vs. the Gamecocks (Apr. 2). Wilber enters the weekend ranked second in the OVC with 11 multiple-hit games. He also rates fourth in the league in hits (1.5 per game), fifth in batting average (.386) and eighth in on-base percentage (.444). UT Martin's Sam Folks (Pitcher of the Week) rounded out the week's honorees.

Over .400

Jevon Mason leads Southeast Missouri with a .418 batting average. Mason, who has played in 17 games and logged 14 starts, also tops the Redhawks with a .522 on-base percentage. He is one of six players in the Ohio Valley Conference hitting over .400 with a minimum of 13 starts. Logan Eickhoff (EIU, .435, 22 starts), John Behrends (Belmont, .406, 26 starts), Trey Sweeney (EIU, .406, 27 starts), John Stallcup (SIUE, .409, 13 starts) and Alex Carignan (JSU, .404, 13 starts) round out that group.

200th Career Start

Second baseman Connor Basler will make his 200th career start when he takes the field against Murray State Friday. Basler has played and started more games than any Redhawk on this year's roster. He currently leads the team with 204 games and 199 starts since joining the program in 2017.

Wilma Wins 2021 Starting Debut

Left-hander Collin Wilma, who started three of his four appearances in Southeast Missouri's shortened 2020 campaign (due to COVID-19), beat Jacksonville State (Apr. 3) in his first start this season. Wilma struck out three and allowed two runs on six hits in 5.1 innings during SEMO's series clinching 8-3 victory. He made three relief appearances prior to that start.

Miller Time

Freshman right-hander Kyle Miller was outstanding out of the bullpen in two relief appearances last week. Miller struck out seven of the nine hitters he faced for the week. He struck out the side and finished with five strikeouts en route to a six-out save against Jacksonville State (Apr. 2). Miller then came on

2021 OVC Standings (as of Apr. 6)

School	Conference				Overall			
	W	L	T	Pct.	W	L	T	Pct.
Murray State	6	3	0	.667	15	12	0	.556
Morehead State	4	2	0	.667	13	11	0	.542
Southeast Missouri	7	5	0	.583	13	13	0	.500
Jacksonville State	5	4	0	.556	12	14	0	.462
SIUE	6	6	0	.500	13	12	0	.520
Belmont	6	6	0	.500	12	14	0	.462
Austin Peay	6	6	0	.500	9	17	0	.346
UT Martin	3	3	0	.500	10	14	0	.417
Eastern Illinois	5	7	0	.417	14	13	0	.519
Tennessee Tech	5	7	0	.417	10	12	0	.455
Eastern Kentucky	4	8	0	.333	9	18	0	.333

This Weekend's Schedule

Friday, April 9

*Eastern Kentucky at Eastern Illinois, 3 p.m.

***Southeast Missouri at Murray State, 5 p.m.**

*Morehead State at Austin Peay, 5 p.m.

*Belmont at Jacksonville State, 6 p.m.

*UT Martin at SIUE, 6 p.m.

Saturday, April 10

Tennessee Tech at College of Charleston (DH), 10 a.m.

*Eastern Kentucky at Eastern Illinois (DH), 12 p.m.

*Belmont at Jacksonville State (DH), 1 p.m.

*UT Martin at SIUE (DH), 1 p.m.

*Morehead State at Austin Peay (DH), 1 p.m.

***Southeast Missouri at Murray State (DH), 1 p.m.**

Sunday, April 11

Tennessee Tech at College of Charleston, 11 a.m.



in the ninth inning and recorded a big strikeout with two runners on base to polish off Southeast Missouri's series-clinching 8-3 win over the Gamecocks the next day. Miller tossed 2.2 scoreless innings against JSU. He is second on the team with two saves thus far.

Getting on Base

Andrew Keck has reached base in 15 consecutive games. Keck also hit safely in 13 of those contests. His reached base streak is the longest of any Redhawk this season. Peyton Leeper and Jevon Mason have also reached base in 12 and 10 straight games, respectively.

Career Stolen Base Record in Sight

Connor Basler is second on the team with seven stolen bases this season. Basler ranks third all-time among Southeast Missouri's all-time career stolen base leaders with 49. He needs four more to break the school's all-time career record. Denver Stuckey (2000-03) currently holds the record with 52 stolen bases.

Where They Stand

Southeast Missouri (7-5) leads the Ohio Valley Conference with seven league victories this season. The Redhawks are third in the standings behind Murray State (6-3) and Morehead State (4-2). SEMO moved ahead of Jacksonville State (5-4) after winning two of three against the Gamecocks last weekend.

OVC Tournament Site Selected

The Ohio Valley Conference announced on Apr. 6 that its 2021 Baseball Championship will be held at The Ballpark at Jackson from May 27-29. The OVC Baseball Championship was previously held at The Ballpark at Jackson from 2010-2016. This year's championship will feature the top four teams in the OVC standings competing in a double-elimination format with the winner getting the OVC's automatic bid to the NCAA Tournament. Jackson is located in the heart of West Tennessee halfway between Memphis and Nashville conveniently on Interstate 40.

Last OVC Series

Southeast Missouri won two of three games over then Ohio Valley Conference co-leader Jacksonville State (Apr. 2-3). SEMO took game one, 6-5, and game three, 8-3, to hand the

Gamecocks their second Ohio Valley Conference series loss. Tyler Wilber hit .615 with two runs scored, eight hits and six RBI, while Jevon Mason hit .500 with four runs scored, six hits and three RBI against JSU.

Stauss Homers in Back-to-Back Games

Catcher Wade Stauss hit a home run in back-to-back games for the first time this season. Stauss hit a solo home run in game one of Southeast Missouri's doubleheader against Jacksonville State (Apr. 3) and followed that up with a three-run smash in the nightcap. It marked the second time he homered in two-straight games during his career. Stauss leads the Redhawks and is tied for sixth in the Ohio Valley Conference with six home runs this season.

NCAA Top-25 Rankings

Peyton Leeper ranks seventh in the nation in triples (3). Connor Basler ranks 19th in sacrifice bunts (5). Dylan Dodd (7) and Noah Niznik (7) are fifth in games started. Dodd is also 17th nationally in strikeouts (55).

Atop the OVC

Southeast Missouri leads the Ohio Valley Conference in stolen bases (39) and sacrifice bunts (16). Individually, Peyton Leeper is tied for first in triples (3) and Dylan Dodd is first in strikeouts (55) and innings pitched (43.2). Additionally, Austin Blazeovic is first in chances (233), putouts (223) and fielding double plays (17), and Wade Stauss is tied for first in fielding percentage (1.000).

Wilber Fourth in the OVC in Batting Average

Shortstop Tyler Wilber ranks fourth in the Ohio Valley Conference with a .386 batting average. Wilber is also tied for third among league leaders in hits (39), ninth in on-base percentage (.444) and tied for ninth in total bases (52).

11 and Counting

Tyler Wilber leads Southeast Missouri and ranks second in the Ohio Valley Conference with 11 multiple-hit games this season. Wilber ranks close behind Eastern Illinois' Logan Eickhoff (13) in that category. Wilber

collected multiple hits a total of 47 times during his SEMO career.

Over 150 Starts

Two Redhawks have made over 150 starts in their careers. Second baseman Connor Basler tallied a team-high 199 career starts and mainstay center fielder Danny Wright has accumulated 186. Both Basler and Wright are fifth-year seniors after joining Southeast Missouri's baseball program in 2017.

Extra, Extra

The Redhawks concluded their series against Austin Peay by splitting a pair of extra inning games at Capaha Field on Mar. 20. Southeast Missouri trailed, 5-1, in the bottom of the ninth inning when it scored four runs on four hits to send game one to extra innings. Connor Basler delivered a two-RBI single with two outs to tie the game. With runners on first and second and one out in the bottom of the 11th, Jevon Mason delivered a walk off single to left and Peyton Leeper scored the winning run. In game two, the Redhawks battled back from an 11-5 deficit by scoring three runs in the eighth and ninth innings. Basler again came up big, this time with a two-out three-RBI double to tie the game. APSU, however, scored one run in the top of the 12th to edge the Redhawks. SEMO has played seven extra-inning games and is 4-3 in those contests this year.

First Career Home Run for Basler

Fifth-year senior Connor Basler hit the first home run of his career against Missouri State (Mar. 30). Basler, who has played in a total of 201 games as a Redhawk, hit a two-run shot to left field to help lift Southeast Missouri to a 3-0 lead in the bottom of the second inning.

Midweek Games

The Redhawks are 1-2 in midweek games this season with an 8-6 win at Saint Louis (Mar. 16), a 21-4 loss to #22 Southern Illinois (Mar. 24) and a 9-8 setback vs. Missouri State (Mar. 30). Southeast Missouri is 14-25 all-time in midweek action under Head Coach Andy Sawyers.



Walk Off Wins

Southeast Missouri earned its second walk off win of the season when it rallied to beat Austin Peay, 6-5, in 11 innings on Mar. 20. Jevon Mason became the second Redhawk to walk off with a game-winning hit when he drove in Peyton Leeper on a one-out single to left. Leeper, a freshman, hit a sinking line drive base hit in the bottom of the 10th inning to give SEMO its other walk off win, a 4-3 victory over Illinois State on Mar. 5. The walk off hits are career firsts for Mason and Leeper.

Basler is Clutch

Nine-hole hitter Connor Basler sent both games of Southeast Missouri's doubleheader against Austin Peay (Mar. 20) to extra innings. Basler had a two-out, two-RBI single to cap a four-run ninth inning during game one and then ripped a two-out, three-RBI double in the bottom of the ninth inning of game two.

Back-to-Back Saves for Williams

Austin Williams picked up back-to-back saves in three of his relief appearances last week. Williams entered the game at Saint Louis (Mar. 16) in the eighth inning and recorded the final six outs to secure his first career save. Three days later, he finished with a career-high four strikeouts in two scoreless innings to preserve a 6-3 series-opening win over Austin Peay (Mar. 19).

About Murray State

Ohio Valley Conference Murray State enters the weekend with an overall record of 15-12 and 6-3 in league play. MSU's 15 overall victories are most in the OVC. The Racers are also 7-2 at home this year. MSU leads the conference and rates 11th in the nation with 38 home runs. Racer hitters have also walked a league-high 126 times. MSU hit three or more home runs in a game on six occasions this season with a total of 13 in its series win at Eastern Illinois (Mar. 12-13). The Racers finished with a season-high seven round-trippers against the Panthers on Mar. 13. Jordan Cozart is the Racers top offensive threat hitting .337 with 10 home runs, nine doubles, 30 runs scored and 31 RBI. Cozart leads the OVC in runs, home runs and doubles.

OVC Home-Openers

With its 6-3 win over Austin Peay on Mar. 19, Southeast Missouri improved to 4-0 in Ohio Valley Conference home-openers under Head Coach Andy Sawyers. SEMO beat UT Martin in both 2017 and 2019, and Morehead State in 2018 in such contests prior to this year. The Redhawks ended up winning their OVC home-opening series in 2017, 2018 and 2021. SEMO did not have a home series in conference play during its 2020 campaign that was shortened due to COVID-19.

March 12

When Southeast Missouri dropped its series-opener to SIU Edwardsville on Mar. 12, that game marked exactly one year from the time a global COVID-19 pandemic brought college athletics to an abrupt halt. On Mar. 12, 2020, the NCAA canceled its men's and women's basketball tournaments and conferences across the country changed plans for games in the months ahead. That decision affected championships in all winter and spring sports, including baseball. Southeast Missouri dropped a 6-4 midweek contest at longtime rival Southern Illinois in its final game of the shortened 2020 campaign a day before the decision to cancel play was made.

OVC Schedule

Each of Southeast Missouri's three-game series in Ohio Valley Conference play will be contested over two days with a single game on Friday and a doubleheader Saturday with the exception of the Redhawks home series vs. UT Martin (May 20-21) That series will be played on Thursday and Friday. SEMO hosts UT Martin, Austin Peay (Mar. 19-20), Jacksonville State (Apr. 2-3), Tennessee Tech (Apr. 16-17) and Eastern Kentucky (May 7-8), and visits SIUE (Mar. 12-13), Eastern Illinois (Mar. 26-27), Murray State (Apr. 9-10), Belmont (Apr. 30-May 1) and Morehead State (May 14-15) in league action this year.

50th OVC Win

Andy Sawyers picked up his 50th Ohio Valley Conference win when Southeast Missouri beat SIU Edwardsville 6-4 on Mar. 13. Sawyers is now 55-50 in OVC games as the Redhawks head coach.

Dodd Clears 150 Strikeouts

Dylan Dodd surpassed 150 strikeouts in his career against Austin Peay (Mar. 19). Dodd did not allow an earned run and struck out eight in seven innings en route to getting his second win of the season. He has struck out at least eight in all six of his starts with a season-high 10 at Arkansas (Feb. 25) and SIU Edwardsville (Mar. 12). Dodd now has 168 strikeouts in 146.1 innings to date. He leads the Ohio Valley Conference with 55 strikeouts and 43.2 innings pitched through seven starts.

Nice Work Keck

Andrew Keck hit .417 with four runs scored, five hits, a double, one RBI and a perfect 4-of-4 stolen bases in the Redhawks series win over SIU Edwardsville (Mar. 12-13). Keck hit safely in all three games against the Cougars and recorded to hits and two stolen bases in each of the final two matchups of the series. He walked and scored as part of a three-run 10th inning that sent SEMO to a 6-3 victory in game two. Keck then singled and came around to score during a four-run first inning that keyed the Redhawks 6-4 victory in the series finale.

Redhawks Beat Illinois State

The Redhawks posted their second series win of the season and first at home when they won three of four games against Illinois State (Mar. 5-7) in Cape Girardeau last weekend. Southeast Missouri, which also claimed its first series victory against Missouri Valley Conference member ISU in program history, snapped a 12-game losing streak in its series against the Redbirds.

Complete Game for Niznik

Left-hander Noah Niznik tossed a complete game victory to give Southeast Missouri a 5-1 victory over Illinois State (Mar. 6). Niznik recorded his first win of the season after striking out four and walking nin in seven innings. He allowed only one earned run, as well. It marked the third complete game and matched the longest outing of Niznik's career.

First Win for Miller

Freshman right-hander Kyle Miller picked up the win in his first career start when he defeated Illinois State (Mar. 7). Miller worked six innings, striking out three and walking one. He also gave up six hits and allowed just



one run. Miller improved to 1-1 with a save in four appearances and one start this year.

Yard Work

Catcher Wade Stauss launched a three-run home run in back-to-back days during Southeast Missouri's series vs. Illinois State (Mar. 5-7). Stauss hit the first of those two bombs in the bottom of the third inning of game two. He then homered again in that same inning to grab SEMO the lead during the series finale. Stauss leads the Redhawks with six home runs. The Redhawks have 15 home runs as a team.

Ralls Nails Down First Save

Sophomore right-hander Hunter Ralls pitched effectively for three innings to claim his first career save against Illinois State (Mar. 7). Ralls recorded five strikeouts and allowed two hits in three scoreless innings. He did not allow a walk, as well. It was the fourth relief appearance of Ralls' career.

Two 10-Strikeout Performances

Dylan Dodd was magnificent on the mound during his second start of the season. Dodd wound up getting a no-decision against #2 Arkansas (Feb. 25). He finished with 10 strikeouts, walked two and allowed just two runs on three hits. Dodd struck out two in each of the first three innings and sat the Razorbacks down in order in the second. He also no-hit Arkansas through 2.2 innings. In a no-decision against SIU Edwardsville (Mar. 12), Dodd recorded 10 strikeouts in five innings of work. He finished with 10 strikeouts in two of his last three starts. Dodd has struck out 10 or more in a game a total of four times in his career.

Career Hit 200

Danny Wright registered the 200th hit of his career with a two-RBI single that gave Southeast Missouri a 5-2 lead in the eighth inning of game one at #2 Arkansas (Feb. 25). Wright finished with three RBI in that contest.

Season-Opening Series Win

The Redhawks opened their 2021 campaign with a 2-1 series win on the road at Sun Belt Conference member South Alabama (Feb. 19-21). Southeast Missouri beat the Jaguars, 4-2, on Feb. 19 and, 8-6, in 10 innings on Feb. 21 to claim its second season-opening series win

under Head Coach Andy Sawyers. With its win on Feb. 19, SEMO also improved to 12-18 all-time in season-opening games during its NCAA Division I era (since 1992) and 3-2 in such games under Sawyers.

Double-Digit Hits

Southeast Missouri registered 10 or more a total of 10 times this season. SEMO collected a season-best 13 hits against Missouri State (Mar. 30). The Redhawks are 4-6 in games where they put up double-digit hits. SEMO finished with over 10 hits in four of its last six contests.

Stauss Brothers

Brothers Wade and Tyler Stauss were in Southeast Missouri's lineup together for the first time in the series finale at South Alabama (Feb. 21). Wade started at catcher and his younger brother, Ty, was in left field for that contest. They have been in the starting lineup together a total of 12 times this year.

Seven With Home Runs

Seven different Southeast Missouri players have homered this season. Wade Stauss leads the way with six home runs, while Tyler Wilber and Andrew Keck follow with three and two, respectively. Austin Blazeovic, Lincoln Andrews, Connor Basler and Danny Wright also homered.

Redhawks Sweep OVC Honors

Southeast Missouri seniors Austin Blazeovic and Dylan Dodd swept the Ohio Valley Conference Player and Pitcher of the Week honors on Feb. 22. A first baseman from Plainfield, Illinois, Blazeovic won this year's first OVC Player of the Week accolade, while Dodd, a left-hander from Danville, Illinois, claimed the first OVC Pitcher of the Week award in 2021. Blazeovic and Dodd gave SEMO its first sweep of the league's accolades during the opening week of a season in eight years. Jason Blum (Player) and Zack Smith (Pitcher) was the last duo to complete that sweep on Feb. 18, 2013. Blazeovic hit .455 with five runs scored, a double, walk and one RBI to lead SEMO to a series victory at South Alabama (Feb. 19-21). He finished the series with multiple hits in back-to-back games. In Sunday's finale, Blazeovic rallied the Redhawks in the ninth inning where they scored three runs to get a 6-5 lead. He started the inning with a single

and SEMO sent eight hitters to the plate during its big inning. Then, after USA tied things up in the bottom of the ninth, Blazeovic ripped a double down the right field line to score Danny Wright for the go-ahead run all the way from first base. Meanwhile, Dodd struck out eight and allowed only one walk in six innings to lead SEMO to a season-opening 4-2 win over USA on Feb. 19. He moved to 2-1 in his career on opening day. Dodd got stronger as the game went along en route to nailing down his first win of 2021. He retired 12 of the last 13 hitters he faced before giving way to Bryce Grossius in the seventh. Dodd pitched back-to-back 1-2-3 innings in the fifth and sixth frames. The OVC Pitcher of the Week honor marks the third of Dodd's career and the OVC Player of the Week laurel is the second of Blazeovic's time in a SEMO uniform.

Season 63

The 2021 campaign is Southeast Missouri's 63rd year of college baseball. The Redhawks are in their 30th season as an NCAA Division I program. SEMO is 1,377-1,130-10 all-time and 843-743-1 at the NCAA Division I level since the inception of its baseball program. The Redhawks have a 417-289-1 record in Ohio Valley Conference play. SEMO won four OVC regular-season titles (2002, 2014, 2015, 2016), three OVC Tournament crowns (1998, 2002, 2016) and made three NCAA Tournament appearances (1998, 2002, 2016) in program history.

Redhawks Tabbed Fifth in OVC Preseason Poll

The Redhawks accumulated 131 points and one first-place nod in this year's Ohio Valley Conference Predicted Order of Finish voted on by the OVC Head Baseball Coaches and Communication Directors. Belmont is this year's preseason favorite with 188 points and 14 first-place votes, while Jacksonville State (176 pts.), Murray State (136 pts.) and Austin Peay (132 pts.) also rated above the Redhawks. Eastern Kentucky (117 pts.), SIU Edwardsville (78 pts.), Eastern Illinois (73 pts.), Morehead State (57 pts.), Tennessee Tech (66 pts.) and UT Martin (45 pts.) round out the preseason poll.

Wilber and Dodd Earn Preseason



All-OVC Honors

Junior shortstop Tyler Wilber and senior left-handed pitcher Dylan Dodd was named to this year's Preseason All-Ohio Valley Conference Team. Statistics were based on the 2019 campaign when determining the 16 players selected to the 2021 Preseason All-OVC squad. A native of Danville, Illinois, Dodd led SEMO with 77 strikeouts in 76 innings through 14 starts that year. He finished with four wins on the mound, second-most on the team. Dodd tied for eighth in the OVC in strikeouts. Wilber, who hails from Los Alamitos, California, led the league in batting average (.383) and on-base percentage (.480), while ranking third in doubles (19) and fifth in hits (80) in 55 starts during the 2019 season. He also scored 43 runs, had a team-high three triples and led the Redhawks with 40 RBI. For his efforts, Wilber garnered First-Team All-OVC accolades.

Wilber Ranked 17th Among D1Baseball's Top 100 Shortstops

D1Baseball rated Southeast Missouri junior Tyler Wilber 17th among its Top 100 shortstops in the nation. A native of Los Alamitos, California, Wilber was rated among D1Baseball's Top 40 junior hitters in 2020. He ranked second on the team with a .406 batting average in 17 starts during a shortened season due to COVID-19. Wilber led the Redhawks in runs (26), doubles (9), walks (11) and on-base percentage (.494). Wilber was atop the Ohio Valley Conference in runs scored and ranked second in doubles, total bases (48) and total plate appearances (85) when play was suspended. Nationally, he ranked second in runs scored, fourth in runs per game (1.53) and ninth in total bases. UCLA's Matt McLain was tabbed as the No. 1 shortstop on this year's list.

2021 Roster

After all the uncertainties and challenges brought on by the COVID-19 pandemic, the NCAA Division I Council decided to allow schools to provide spring sport student-athletes an additional season of competition and an extension on their period of eligibility. Since everyone from 2020 redshirted, Southeast Missouri brings back over 60 percent of its roster. That said, the Redhawks 2021 squad consists of 38 players, including 19 returnees, six position starters and three starting pitchers.

Sawyers in Fifth Year

Andy Sawyers is in his fifth year as Southeast Missouri's head coach. Sawyers, who has been coaching college baseball for more than two decades, is 188-136 in his career as a head coach. That includes a 101-109 record and 55-50 Ohio Valley Conference mark as SEMO's skipper. He has led the Redhawks to two OVC Tournaments (2017, 2018). SEMO's 29 victories in 2017 are currently the most in a season with Sawyers at the helm.

Pro Prospects Return

Shortstop Tyler Wilber, a First-Team All-Ohio Valley Conference selection in 2019, chose to remain at Southeast Missouri after turning down free agent offers from a couple of different professional teams last summer. Left-handed pitcher Dylan Dodd also decided to return after getting offers to play professionally.

Career Hitters

Southeast Missouri has three players hitting .291 or better for their careers entering this weekend. Tyler Wilber leads the way with a .388 career batting average followed by Danny Wright (.292) and Andrew Keck (.291). Wilber, Keck and Wright have combined for a total of 456 hits, 273 runs, 79 doubles, 12 triples, 25 home runs and 244 RBI in their careers.

Career Rankings

Tyler Wilber presently ranks third all-time among Southeast Missouri's career leaders with a .388 batting average. Danny Wright is third in hit by pitch (32) and Connor Basler rates fourth in hit by pitch (29) and third in stolen bases (49). Dylan Dodd ranks fourth all-time in strikeouts/9 innings (10.6) and sixth in walks allowed/9 innings (2.4).

Redhawks in the Major Leagues

A total of 10 Southeast Missouri players have gone on to play Major League Baseball. Presently, left-handed pitcher Joey Lucchesi, is the only former Redhawk on an active roster. Lucchesi, after spending three seasons with the San Diego Padres is in spring training with the New York Mets. He was traded to the Mets on Jan. 19. SEMO has had a total of 30 players drafted since 1966. Lucchesi is the highest draft pick out of the Redhawks baseball program when he went in the fourth round in

2018. Left-handed pitcher Galen McSpadden and first baseman Matt Tellor are SEMO's other two Top-10 draft picks. McSpadden was a sixth-round selection by the Padres and Tellor was a 10th-round pick by the Atlanta Braves in 2014.

On Deck

Southeast Missouri heads to UT Martin for a midweek matchup on Apr. 13. That game will not count toward the Ohio Valley Conference standings.





SOUTHEAST MISSOURI BASEBALL NOTES // MURRAY STATE

No.	Name	Pos.	Ht.	Wt.	Cl.	B/T	Hometown (High School/College)
00	Jeb Callaghan	LHP	6-1	222	Jr.	L/L	Yakima, Wash. (Naches Valley/George Washington)
1	Jevon Mason	OF	5-11	202	So.	R/R	West Des Moines, Iowa (West Des Moines Valley/Iowa Western CC)
2	Connor Basler	INF	6-1	183	Sr.	R/R	Ste. Genevieve, Mo. (Valle Catholic)
4	Braxton Zivic	OF	5-9	183	So.	R/R	Magnolia, Del. (Atlantic Shores Christian/Rend Lake College)
5	Noah Jacobsen	OF	6-1	200	Fr.	R/R	Potosi, Mo. (Potosi)
7	Kyle Miller	RHP	6-2	210	Fr.	R/R	Eureka, Mo. (Eureka)
8	Ty Stauss	UT	5-10	190	Fr.	L/R	Wildwood, Mo. (Lafayette)
9	Tyler Wilber	INF	6-3	225	Jr.	R/R	Los Alamitos, Calif. (Los Alamitos/Long Beach City College)
10	Lincoln Andrews	INF	6-4	228	Fr.	L/R	Canon City, Colo. (Canon City)
11	Rance Pittman	RHP	6-1	196	Jr.	R/R	West Linn, Ore. (West Linn/Lower Columbia College)
12	Andrew Keck	C	6-3	220	So.	R/R	St. Louis, Mo. (St. John Vianney)
13	Wade Stauss	C	6-2	225	R-So.	L/R	Wildwood, Mo. (Lafayette)
14	Danny Sperling	INF	6-1	188	So.	L/R	Wauconda, Ill. (Wauconda/McHenry County College)
15	Joseph Karall	RHP	6-2	218	So.	R/R	St. Albert, Alberta, Canada (Bellerose Composite/Cloud County CC)
16	Peyton Leeper	UT	5-11	200	Fr.	S/R	Mokane, Mo. (South Callaway)
17	Jon Sawyers	LHP	6-0	183	Fr.	L/L	Chesapeake, Va. (Atlantic Shores Christian/Rend Lake College)
18	Noah Niznik	LHP	5-11	196	So.	L/L	St. Louis, Mo. (St. John Vianney)
19	Danny Wright	OF	5-11	180	Sr.	S/R	Dardenne Prairie, Mo. (Fort Zumwalt West)
20	Ryan Vogt	RHP	6-4	220	So.	R/R	Ava, Ill. (Trico/McKendree University)
21	Josh Hoffmann	LHP	5-10	200	So.	L/L	Ballwin, Mo. (Parkway South/Southeastern CC (IA)
22	Austin Blazevec	INF	6-2	203	Sr.	L/R	Plainfield, Ill. (Plainfield Central/Kaskaskia College)
23	Brett Graber	OF	6-0	190	So.	R/R	Sacramento, Calif. (Capital Christian School/Cosumnes River College)
24	Fischer Rausch	RHP	6-5	237	Fr.	R/R	St. Louis, Mo. (Valley Park)
25	Dylan Dodd	LHP	6-3	210	Sr.	L/L	Danville, Ill. (Bismarck-Henning/Kankakee CC)
26	Collin Wilma	RHP	6-4	190	Fr.	R/R	Tinley Park, Ill. (Tinley Park)
27	Austin Williams	RHP	6-3	210	Jr.	R/R	Judsonia, Ark. (White County Central/Three Rivers CC)
28	Anthony Klein	RHP	6-1	225	Fr.	R/R	St. Louis, Mo. (Parkway Central)
30	Adonis Forte	OF	5-11	182	Fr.	L/L	Omaha, Neb. (Omaha Central)
31	Blake Cisneros	LHP	6-1	208	So.	L/L	Fenton, Mo. (Rockwood Summit)
32	Connery O'Donnell	RHP	6-3	212	So.	R/R	Milliken, Colo. (Roosevelt/Garden City CC)
33	Bryce Grossius	RHP	6-1	210	So.	R/R	St. Louis, Mo. (St. Mary's)
34	Brandon McCabe	RHP	6-0	215	So.	R/R	Boynton, Fla. (Trinity Christian Adademy/Rend Lake College)
35	Ryan Malzahn	OF	6-4	203	Fr.	R/R	O'Fallon, Mo. (Living Word Christian)
36	Joey Kossina	LHP	6-2	203	Fr.	L/L	Belleville, Ill. (Belleville West)
37	Hunter Ralls	RHP	6-3	190	So.	R/R	Anna, Ill. (Jonesboro)
38	Hayden Malenfant	RHP	6-2	197	Jr.	R/R	Whitby, Ontario (Sinclair Secondary/Southeastern CC (IA)
44	Matt Perego	RHP	6-7	252	So.	R/R	Ballwin, Mo. (Parkway West/John A. Logan College)
55	Noah Stone	RHP	6-8	283	So.	R/R	St. Louis, Mo. (Lutheran South/Three Rivers CC)

Coaches & Staff

- 3 Andy Sawyers, Head Coach (Fifth Year)
- 35 Matthew Kinney, Assistant Coach (Fourth Year)
- 6 Michael Cavazos, Volunteer Assistant (Second Year)
- Trevor Ezell, Director of Offensive Player Development (First Year)
- Drew Millwood, Director of Analytics (First Year)
- Brian Robbette, Strength & Conditioning
- Mike Patke, Athletic Trainer
- Connor Rooney, Manager
- Connor Martin, Manager
- Ben Kouba, Manager
- Evan Gray, Manager

Pronunciations


- Connor Basler BOZ-ler
- Austin Blazevec blaze-uh-vick
- Jeb Callaghan callahan (g is silent)
- Blake Cisneros sis-narrows
- Adonis Forte for-TAY
- Bryce Grossius grocius (like grocery)
- Joseph Karall carroll
- Joey Kossina CUSS-ee-nuh
- Jevon Mason JUH-von
- Noah Niznik nez-nick
- Matt Perego purr-ay-go
- Ty Stauss stauss (sounds like house)
- Wade Stauss stauss (sounds like house)
- Ryan Vogt vogue



No.	Name	Pos.	Ht.	Wt.	Cl.	B/T	Hometown (High School/College)
10	Lincoln Andrews	INF	6-4	228	Fr.	L/R	Canon City, Colo. (Canon City)
2	Connor Basler	INF	6-1	183	Sr.	R/R	Ste. Genevieve, Mo. (Valle Catholic)
22	Austin Blazevec	INF	6-2	203	Sr.	L/R	Plainfield, Ill. (Plainfield Central/Kaskaskia College)
00	Jeb Callaghan	LHP	6-1	222	Jr.	L/L	Yakima, Wash. (Naches Valley/George Washington)
31	Blake Cisneros	LHP	6-1	208	So.	L/L	Fenton, Mo. (Rockwood Summit)
25	Dylan Dodd	LHP	6-3	210	Sr.	L/L	Danville, Ill. (Bismarck-Henning/Kankakee CC)
30	Adonis Forte	OF	5-11	182	Fr.	L/L	Omaha, Neb. (Omaha Central)
23	Brett Graber	OF	6-0	190	So.	R/R	Sacramento, Calif. (Capital Christian School/Cosumnes River College)
33	Bryce Grossius	RHP	6-1	210	So.	R/R	St. Louis, Mo. (St. Mary's)
21	Josh Hoffmann	LHP	5-10	200	So.	L/L	Ballwin, Mo. (Parkway South/Southeastern CC (IA)
5	Noah Jacobsen	OF	6-1	200	Fr.	R/R	Potosi, Mo. (Potosi)
15	Joseph Karall	RHP	6-2	218	So.	R/R	St. Albert, Alberta, Canada (Bellerose Composite/Cloud County CC)
12	Andrew Keck	C	6-3	220	So.	R/R	St. Louis, Mo. (St. John Vianney)
28	Anthony Klein	RHP	6-1	225	Fr.	R/R	St. Louis, Mo. (Parkway Central)
36	Joey Kossina	LHP	6-2	203	Fr.	L/L	Belleville, Ill. (Belleville West)
16	Peyton Leeper	UT	5-11	200	Fr.	S/R	Mokane, Mo. (South Callaway)
38	Hayden Malenfant	RHP	6-2	197	Jr.	R/R	Whitby, Ontario (Sinclair Secondary/Southeastern CC (IA)
35	Ryan Malzahn	OF	6-4	203	Fr.	R/R	O'Fallon, Mo. (Living Word Christian)
1	Jevon Mason	OF	5-11	202	So.	R/R	West Des Moines, Iowa (West Des Moines Valley/Iowa Western CC)
34	Brandon McCabe	RHP	6-0	215	So.	R/R	Boynton, Fla. (Trinity Christian Adademy/Rend Lake College)
7	Kyle Miller	RHP	6-2	210	Fr.	R/R	Eureka, Mo. (Eureka)
18	Noah Niznik	LHP	5-11	196	So.	L/L	St. Louis, Mo. (St. John Vianney)
32	Connery O'Donnell	RHP	6-3	212	So.	R/R	Milliken, Colo. (Roosevelt/Garden City CC)
44	Matt Perego	RHP	6-7	252	So.	R/R	Ballwin, Mo. (Parkway West/John A. Logan College)
11	Rance Pittman	RHP	6-1	196	Jr.	R/R	West Linn, Ore. (West Linn/Lower Columbia College)
37	Hunter Ralls	RHP	6-3	190	So.	R/R	Anna, Ill. (Jonesboro)
24	Fischer Rausch	RHP	6-5	237	Fr.	R/R	St. Louis, Mo. (Valley Park)
17	Jon Sawyers	LHP	6-0	183	Fr.	L/L	Chesapeake, Va. (Atlantic Shores Christian/Rend Lake College)
14	Danny Sperling	INF	6-1	188	So.	L/R	Wauconda, Ill. (Wauconda/McHenry County College)
8	Ty Stauss	UT	5-10	190	Fr.	L/R	Wildwood, Mo. (Lafayette)
13	Wade Stauss	C	6-2	225	R-So.	L/R	Wildwood, Mo. (Lafayette)
55	Noah Stone	RHP	6-8	283	So.	R/R	St. Louis, Mo. (Lutheran South/Three Rivers CC)
20	Ryan Vogt	RHP	6-4	220	So.	R/R	Ava, Ill. (Trico/McKendree University)
9	Tyler Wilber	INF	6-3	225	Jr.	R/R	Los Alamitos, Calif. (Los Alamitos/Long Beach City College)
27	Austin Williams	RHP	6-3	210	Jr.	R/R	Judsonia, Ark. (White County Central/Three Rivers CC)
26	Collin Wilma	RHP	6-4	190	Fr.	R/R	Tinley Park, Ill. (Tinley Park)
19	Danny Wright	OF	5-11	180	Sr.	S/R	Dardenne Prairie, Mo. (Fort Zumwalt West)
4	Braxton Zivic	OF	5-9	183	So.	R/R	Magnolia, Del. (Atlantic Shores Christian/Rend Lake College)

Roster Breakdown

Total Squad Members	38
Seniors	4
Juniors	5
Sophomores	17
Freshmen	12
Newcomers	19
Position Starters Returning/Lost	6/3
Starting Pitchers Returning/Lost	3/1



00

Jeb Callaghan

LHP / 6-1 / 222 / Jr. / L/L
Yakima, Wash.



1

Jevon Mason

OF / 5-11 / 202 / So. / R/R
West Des Moines, Iowa



2

Connor Basler

INF / 6-1 / 183 / Sr. / R/R
Ste. Genevieve, Mo.



4

Braxton Zivic

OF / 5-9 / 183 / So. / R/R
Magnolia, Del.



5

Noah Jacobsen

OF / 6-1 / 200 / Fr. / R/R
Potosi, Mo.



7

Kyle Miller


RHP / 6-2 / 210 / Fr. / R/R
Eureka, Mo.



8

Ty Stauss

UT / 5-10 / 190 / Fr. / L/R
Wildwood, Mo.



9

Tyler Wilber


INF / 6-3 / 225 / Jr. / R/R
Los Alamitos, Calif.



10

Lincoln Andrews


INF / 6-4 / 228 / Fr. / L/R
Canon City, Colo.



11

Rance Pittman


RHP / 6-1 / 196 / Jr. / R/R
West Linn, Ore.



12

Andrew Keck


C / 6-3 / 220 / So. / R/R
St. Louis, Mo.



13

Wade Stauss


C / 6-2 / 225 / R-So. / L/R
Wildwood, Mo.



14

Danny Sperling


INF / 6-1 / 188 / So. / L/R
Wauconda, Ill.



15

Joseph Karall


RHP / 6-2 / 218 / So. / R/R
St. Albert, Alberta, Canada



16

Peyton Leeper


UT / 5-11 / 200 / Fr. / S/R
Mokane, Mo.



17

Jon Sawyers

LHP / 6-0 / 183 / Fr. / L/L
Magnolia, Del.



18

Noah Niznik


LHP / 5-11 / 196 / So. / L/R
St. Louis, Mo.



19

Danny Wright

OF / 5-11 / 180 / Sr. / S/R
Dardenne Prairie, Mo.



20

Ryan Vogt


RHP / 6-4 / 220 / So. / R/R
Ava, Ill.



21

Josh Hoffmann


LHP / 5-10 / 200 / So. / L/L
Ballwin, Mo.



22

Austin Blazevec

INF / 6-2 / 203 / Sr. / L/R
Plainfield, Ill.



23

Brett Graber


OF / 6-0 / 190 / So. / R/R
Sacramento, Calif.



24

Fischer Rausch


RHP / 6-5 / 237 / Fr. / R/R
St. Louis, Mo.



25

Dylan Dodd


LHP / 6-3 / 210 / Sr. / L/L
Danville, Ill.



26

Collin Wilma

RHP / 6-4 / 190 / Fr. / R/R
Tinley Park, Ill.



27

Austin Williams
RHP / 6-3 / 210 / Jr. / R/R
Judsonia, Ark.




28

Anthony Klein
RHP / 6-1 / 225 / Fr. / R/R
St. Louis, Mo.




30

Adonis Forte
OF / 5-11 / 182 / Fr. / L/L
Omaha, Neb.



31

Blake Cisneros
LHP / 6-1 / 208 / So. / L/L
Fenton, Mo.




32

Connery O'Donnell
RHP / 6-3 / 212 / So. / R/R
Milliken, Colo.




33

Bryce Grossius
RHP / 6-1 / 210 / So. / R/R
St. Louis, Mo.




34

Brandon McCabe
RHP / 6-0 / 215 / So. / R/R
Boynton, Fla.




35

Ryan Malzahn
OF / 6-4 / 203 / Fr. / R/R
O'Fallon, Mo.



36

Joey Kossina
LHP / 6-2 / 203 / Fr. / L/L
Belleville, Ill.



37

Hunter Ralls
RHP / 6-3 / 190 / So. / R/R
Anna, Ill.




38

Hayden Malenfant
RHP / 6-2 / 197 / Jr. / R/R
Whitby, Ontario




44

Matt Perego
RHP / 6-7 / 252 / So. / R/R
Ballwin, Mo.



55

Noah Stone
RHP / 6-8 / 283 / So. / R/R
St. Louis, Mo.




3

Andy Sawyers
Head Coach
Fifth Year




35

Matthew Kinney
Assistant Coach
Fourth Year




6

Michael Cavazos
Volunteer Assistant
Second Year



Trevor Ezell
Director of Offensive Player
Development / First Year



Drew Millwood
Director of Analytics
First Year




Connor Rooney
Manager



Connor Martin
Manager




Ben Kouba
Manager



Evan Gray
Manager



Mike Patke
Athletic Trainer



Brian Robbett
Strength & Conditioning



ANDY SAWYERS

HEAD COACH

FIFTH YEAR // NEBRASKA, 1998

Andy Sawyers enters his fifth year as Southeast Missouri's head coach in 2021.

SEMO had an overall record of 9-8 and a 2-1 mark in Ohio Valley Conference play when its 2020 season was abruptly cut short due to a global COVID-19 pandemic. The Redhawks heated up to win seven of nine contests prior to the end of competition.

The Redhawks led the OVC in batting average (.314), hits (188), triples (9), plate appearances (707), at-bats (598), hit by pitch (26), stolen bases (36), fewest walks allowed (54) and fielding percentage (.976), and rated second in slugging percentage (.503), on-base percentage (.404), runs (129), RBI (121) and home runs (21) at the time their 2020 campaign came to a close. SEMO also ranked among the top 10 teams in the nation in hits

(6th) and triples (8th).

Individually, Justin Dirden led the conference in slugging percentage (.900), RBI (26), home runs (9), hits (29), total bases (63) and stolen bases (9) before signing as an undrafted free agent with the Houston Astros.

Shortstop Tyler Wilber topped the OVC in runs (26) and center fielder Danny Wright tied a league-high with 29 hits when play was suspended.

Pitching wise, left-handers Dylan Dodd (2-1, 36 Ks) and Noah Niznik (3-0, 15 Ks) were a combined 5-1 with 51 strikeouts and two complete game shutouts through four starts in 2020.

Nineteen returnees are back for Sawyers to mentor again this spring as the Redhawks return over 60 percent of last year's roster.

None of those players lost any

eligibility after the COVID-19 pandemic influenced the NCAA Division I Council's decision to allow schools to provide spring-sport student-athletes an additional season of competition and an extension on their period of eligibility.

Before they took the field last spring, the Redhawks ushered in a state-of-the-art hitting facility adjacent to Capaha Field. The 4,000-square foot facility can fit up to four batting cages and is equipped with portable pitching mounds. It also had HitTrax Rapsodo technology which is used to enhance overall player performance through real-time stats and performance metrics.

In Sawyers' last full season of competition, SEMO went 23-32 during an injury-riddled 2019 campaign. The Redhawks played without five of their position starters for much of the season.

Despite the misfortune with injuries, SEMO had a pair of All-OVC performers in Wilber and Niznik.

A First-Team selection, Wilber led the OVC with a .383 batting average and was the Redhawks leader in hits (80) doubles (19), triples (3), RBI (40), slugging percentage (.531) and on-base percentage (.480).

Niznik, who landed a spot on the All-Newcomer Team, started 13 games as a freshman. He led the team with a 3.63 ERA, ranked second in innings (62) and third in both strikeouts (49) and wins (3).

The year before that, Sawyers guided the 2018 squad to the program's 13th consecutive OVC Tournament berth as the Redhawks finished 27-30 overall and second in the conference with a 20-10 record.

That team produced three First-Team All-OVC performers,



including Carlos Vega, Trevor Ezell and Dirden.

Sawyers was hired as the sixth head coach in program history on July 29, 2016.

In his first year as an NCAA Division I head coach in 2017, Sawyers led the Redhawks to a winning season (29-26 overall, 16-14 OVC). He also picked up his first career OVC Tournament win along the way.

First-Team pick Dan Holst, Second-Team selections Brian Lees, Chris Osborne, Justin Murphy and Clay Chandler, and All-Newcomer Team member Danny Wright formed a group of six All-OVC players in Sawyers' debut season as a Division I head coach.

In all, Sawyers has two decades worth of collegiate coaching experience.

Prior to arriving in Cape Girardeau, he worked two seasons as the Associate Head Coach/Offensive Coordinator at Big 12 Conference member Kansas State. There, Sawyers oversaw the hitters and catchers, while helping coordinate recruiting efforts.

Sawyers has coached in two College World Series, two NCAA Super Regionals and eight NCAA Tournaments during his coaching tenure. He has mentored 39 Major League Baseball draft picks, including two first-round selections and eight top-10 round picks.

The Wildcats ranked fourth in the Big 12 offensively with a .284 team batting average in 2016. K-State's offense registered a .400 slugging percentage and .372 on-base percentage, scored 335 runs, had 550 hits, belted 100 doubles, notched 17 triples, and finished with 30 home runs

and 300 RBI.

Sawyers coached freshman Josh Rolette who garnered Louisville Slugger Freshman All-American honors in 2016. He also helped mentor Jake Scudder who was named Big 12 Newcomer of the Year. The Wildcats had three student-athletes on the All-Big 12 Teams that season.

The 2015 and 2016 campaigns were Sawyers' second stint at K-State.

He previously served as an assistant coach for the Wildcats in 2009 and 2010. Sawyers helped lead K-State to an 80-30-1 record and the first two NCAA Regional appearances in school history over that span.

The 2009 season was a year of power for the Wildcats under Sawyers. The team hit 22 triples and 58 home runs, most in both categories since 1997. The offense shined when it came to stolen bases as the 149 steals were second-most in the nation and just two shy of breaking the Big 12 record. Overall, the team finished among Big 12 leaders in on-base percentage (2nd, .399), runs scored (2nd, 458), hits (2nd, 675), RBI (2nd, 420), doubles (3rd, 123), and fewest strikeouts (4th, 393).

Six Wildcats claimed All-Big 12 honors in 2009, including outfielder Nick Martini, who also garnered Louisville Slugger Freshman All America honors, and Justin Bloxom and Carter Jurica, who finished fourth and eighth, respectively, in the Big 12 in batting average.

The 2010 squad matched the success of 2009 by also reaching the NCAA postseason, and the offense topped the previous season totals in

batting average (.323 in 2010; .317 in 2009), runs per game (7.6 vs. 7.4) and OBP (.426 vs. .399).

Before K-State, Sawyers spent four seasons as Associate Head Coach at Texas A&M (2011-14). Those four seasons at Texas A&M represented the end of Sawyers' five-year stint with the Aggies after he spent 2008 as a volunteer assistant coach.

In each of those five seasons, Sawyers helped Texas A&M reach an NCAA Regional while also winning a pair of Big 12 championships. In addition, he coached standouts Tyler Naquin - 2011 Big 12 Player of the Year, All-American and a first round pick by the Cleveland Indians in 2012 - and Krey Bratson, a 2011 Freshman All-American.

Before his appointment at Texas A&M in 2008, Sawyers worked with current Aggie head coach Rob Childress as an assistant coach and recruiting coordinator at Nebraska from 2003-07.

While in Lincoln, he helped the Huskers earn four trips

to the NCAA Tournament, including an appearance at the 2005 College World Series. Sawyers, who lettered two years at Nebraska, worked with 12 Huskers who were selected in the MLB Draft, including Alex Gordon, a two-time Big 12 Player of the Year. In 2005, Gordon won five National Player of the Year awards before being taken as the second overall pick by the Kansas City Royals.

Sawyers took on all hitting coach responsibilities at Nebraska beginning with the 2006 season when the team hit .310 - its best mark in four years - and ranked in the top three of the Big 12 in home runs, stolen bases, on-base percentage and slugging percentage.

Sawyers served as the academic coordinator and worked with the catchers during his time at Nebraska, as well. He also had a hand in the Huskers recruiting their then-highest-rated class in school history, as the 2004 recruiting class was ranked 16th nationally by





Collegiate Baseball.

After working as the volunteer assistant at Nebraska in 2000, Sawyers worked the 2001 and 2002 seasons as head coach at Hutchinson Community College, compiling an 87-30 record and two postseason berths. In 2001, the Dragons went 40-16 and won the Jayhawk West Sub-Regional, while the 2002 squad set a school record with 47 wins and was ranked as high

as seventh by the NJCAA.

Sawyers' coaching career began at Northwestern (La.) State in 1999 as a volunteer assistant coach, helping the Demons finish second in the Southland Conference.

He first played collegiately at Point Loma (Calif.) Nazarene College in 1994. Following a year off, he played at Mendocino (Calif.) Junior College in 1996 before finishing up his playing

career at Nebraska.

A native of Willits, California, Sawyers received his bachelor (1998) and master's (2000) degrees from Nebraska. He is married to the former Dena Lindeblad and the couple have two sons, Andrew James (A.J.) and Alex.



Sawyers' Year-by-Year Records

Year	School	Assignment	Record	Conf./Finish	Postseason
1999	Northwestern State	Volunteer Assistant	38-21	18-9/2nd	
2000	Nebraska	Volunteer Assistant	51-17	21-9/2nd	NCAA Super Regional
2001	Hutchinson CC	Head Coach	40-16	-	Sub-Regional
2002	Hutchinson CC	Head Coach	47-11	-	Sub-Regional
2003	Nebraska	Assistant Coach	47-18	20-7/1st	NCAA Regional
2004	Nebraska	Assistant Coach	36-23	11-16/8th	-
2005	Nebraska	Assistant Coach	57-15	19-8/1st	NCAA College World Series
2006	Nebraska	Assistant Coach	42-17	17-10/3rd	NCAA Regional
2007	Nebraska	Assistant Coach	32-27	14-13/4th	NCAA Regional
2008	Texas A&M	Volunteer Assistant	46-19	19-8/1st	NCAA Super Regional
2009	Kansas State	Assistant Coach	43-18-1	14-11-1/4th	NCAA Regional
2010	Kansas State	Assistant Coach	37-22	14-12/3rd	NCAA Regional
2011	Texas A&M	Assoc. Head Coach	47-22	19-8/t1st	NCAA College World Series
2012	Texas A&M	Assoc. Head Coach	43-18	16-8/2nd	NCAA Regional
2013	Texas A&M	Assoc. Head Coach	34-29	13-16/6th	NCAA Regional
2014	Texas A&M	Assoc. Head Coach	36-26	14-16/5th	NCAA Regional
2015	Kansas State	Assoc. Head Coach	27-30	10-14/6th	-
2016	Kansas State	Assoc. Head Coach	26-31	8-16/8th	-
2017	Southeast Missouri	Head Coach	29-26	16-14/5th	OVC Tournament
2018	Southeast Missouri	Head Coach	27-30	20-10/2nd	OVC Tournament
2019	Southeast Missouri	Head Coach	23-32	10-20/10th	-
2020*	Southeast Missouri	Head Coach	9-8	2-1	-
2021	Southeast Missouri	Head Coach	13-13	7-5	-

Overall Record as a Head Coach: 188-136 (6 years)

Record at Southeast Missouri, 101-109, 55-50 Ohio Valley Conference (5th year)

Record at Hutchinson CC, 87-27 (2 years)

Record as a college associate head coach, 213-156

Record as a college assistant coach, 294-140-1

Record as a volunteer assistant coach, 135-57

■ The Sawyers File

Experience:

21st Year (Fifth at SEMO)

Hometown:

Willits, Calif.

Birthdate:

May 24, 1975

Alma Mater:

Nebraska, 1998

Education:

B.A. History (Nebraska)

M.S. Education (Nebraska)

Date Hired:

July 29, 2016

Family:

Wife - Dena

Children - A.J., Alex

Playing Experience:

Point Loma Nazarene, 1994

Mendocino College, 1996

Nebraska, 1997-98

Coaching Experience:

Northwestern State, Volunteer Asst., 1999

Nebraska, Volunteer Asst., 2000

Hutchinson CC, Head Coach, 2001-02

Nebraska, Assistant Coach, 2003-07

Texas A&M, Volunteer Asst., 2008

Kansas State, Assistant Coach, 2009-10

Texas A&M, Assoc. Head Coach, 2011-14

Kansas State, Assoc. Head Coach, 2015-16

Southeast Missouri, Head Coach, 2017-pr.



2021 Statistics

Record: 13-13 Home: 7-5 Away: 6-8 OVC: 7-5

Player	avg	gp-gs	ab	r	h	2b	3b	hr	rbi	tb	slg%	bb	hp	so	gdp	ob%	sf	sh	sb-att	po	a	e	fld%
1 MASON, Jevon	.418	17-14	55	12	23	5	0	0	9	28	.509	11	2	15	1	.522	1	0	3-6	20	0	1	.952
9 WILBER, Tyler	.386	26-26	101	16	39	4	0	3	22	52	.515	10	3	15	3	.444	3	2	3-3	33	71	5	.954
12 KECK, Andrew	.272	26-26	103	17	28	4	0	2	9	38	.369	13	0	18	1	.353	0	0	11-12	104	8	2	.982
22 BLAZEVIC, Austin	.267	26-26	105	13	28	3	1	1	11	36	.343	6	1	14	4	.310	1	1	0-0	223	9	2	.991
10 ANDREWS, Lincoln	.255	19-16	55	4	14	2	0	1	9	19	.345	2	0	18	0	.281	0	1	0-0	0	0	0	.000
13 STAUSS, Wade	.235	22-21	81	12	19	2	0	6	17	39	.481	10	5	34	0	.347	2	0	0-0	148	11	0	1.000
2 BASLER, Connor	.207	26-26	82	9	17	4	0	1	15	24	.293	8	4	19	0	.309	0	5	7-8	42	71	4	.966
16 LEEPER, Peyton	.205	26-26	88	21	18	3	3	0	8	27	.307	21	5	23	0	.383	1	3	3-5	17	51	7	.907
19 WRIGHT, Danny	.184	25-22	87	16	16	0	1	1	12	21	.241	10	2	23	1	.277	2	1	6-7	48	2	1	.980
8 STAUSS, Ty	.175	21-17	57	5	10	2	0	0	3	12	.211	12	1	13	1	.324	1	2	3-3	23	0	1	.958
23 GRABER, Brett	.385	9-2	13	4	5	1	0	0	0	6	.462	1	0	6	0	.429	0	0	0-1	7	0	0	1.000
4 ZIVIC, Braxton	.143	9-5	14	4	2	0	0	0	1	2	.143	5	0	7	0	.368	0	1	3-3	7	0	0	1.000
14 SPERLING, Danny	.083	6-3	12	1	1	0	0	0	2	1	.083	1	0	3	0	.154	0	0	0-0	1	2	0	1.000
5 JACOBSEN, Noah	.000	9-4	12	0	0	0	0	0	1	0	.000	0	1	7	0	.077	0	0	0-1	3	0	1	.750
Totals	.254	26	865	134	220	30	5	15	119	305	.353	110	24	215	11	.350	11	16	39-49	685	259	25	.974
Opponents	.287	26	910	169	261	59	4	28	153	412	.453	98	23	222	11	.367	11	14	27-34	690	278	32	.968

LOB - Team (203), Opp (203). DPs turned - Team (17), Opp (20). IBB - Team (1), STAUSS, W. 1, Opp (1). Picked off - GRABER, B. 2, LEEPER, P. 1, STAUSS, T. 1, WILBER, T. 1, KECK, A. 1, BASLER, C. 1.

(All games Sorted by Earned run avg)

Player	era	w-l	app	gs	cg	sho	sv	ip	h	r	er	bb	so	2b	3b	hr	b/avg	wp	hp	bk	sfa	sha
25 DODD, Dylan	3.09	3-1	7	7	0	0/0	0	43.2	40	20	15	10	55	9	1	4	.234	6	3	0	1	1
7 MILLER, Kyle	4.00	2-2	9	4	0	0/0	2	27.0	31	15	12	10	29	11	1	2	.290	3	2	0	3	1
18 NIZNIK, Noah	5.63	1-3	7	7	1	0/0	0	38.1	45	28	24	15	23	8	1	6	.292	2	4	0	1	2
17 SAWYERS, Jon	0.00	0-0	1	0	0	0/0	0	1.0	2	0	0	1	1	0	0	0	.400	0	0	0	0	0
21 HOFFMANN, Josh	0.00	0-0	1	0	0	0/0	0	0.1	2	0	0	0	0	1	0	0	.667	0	0	0	0	0
26 WILMA, Collin	2.57	1-0	4	1	0	0/0	0	14.0	12	4	4	2	9	2	0	1	.240	3	3	0	1	0
24 RAUSCH, Fischer	4.50	0-0	6	0	0	0/0	0	8.0	5	4	4	4	12	2	1	0	.167	5	2	1	0	0
31 CISNEROS, Blake	5.56	3-1	12	0	0	0/0	1	11.1	6	7	7	7	12	2	0	0	.182	3	1	0	1	5
32 O'DONNELL, Connery	6.00	0-0	3	0	0	0/0	0	3.0	2	3	2	5	2	1	0	0	.222	1	0	0	1	1
27 WILLIAMS, Austin	6.75	0-3	11	1	0	0/0	3	17.1	22	14	13	7	19	4	0	3	.306	3	0	0	0	1
44 PEREGO, Matt	7.36	0-0	7	0	0	0/0	0	7.1	10	6	6	4	6	2	0	1	.323	3	1	0	0	0
38 MALENFANT, Hayden	7.36	1-0	5	0	0	0/0	0	7.1	5	8	6	5	4	0	0	1	.185	0	0	0	1	0
36 KOSSINA, Joey	7.71	0-1	5	1	0	0/0	0	7.0	11	6	6	2	7	3	0	0	.355	2	0	0	0	0
37 RALLS, Hunter	7.88	1-1	10	2	0	0/0	1	16.0	23	15	14	6	17	4	0	3	.329	1	4	0	0	1
33 GROSSIUS, Bryce	9.45	1-0	9	1	0	0/0	0	20.0	29	22	21	10	22	6	0	5	.349	6	1	1	2	2
20 VOGT, Ryan	14.40	0-1	4	2	0	0/0	0	5.0	9	8	8	5	3	3	0	1	.409	4	0	0	0	0
15 KARALL, Joseph	48.60	0-0	4	0	0	0/0	0	1.2	7	9	9	5	1	1	0	1	.583	2	2	0	0	0
Totals	5.95	13-13	26	26	1	0/0	7	228.1	261	169	151	98	222	59	4	28	.287	44	23	2	11	14
Opponents	4.30	13-13	26	26	1	0/0	4	230.0	220	134	110	110	215	30	5	15	.254	28	24	1	11	16

PB - Team (8), STAUSS, W. 5, KECK, A. 3, Opp (4). Pickoffs - Team (3), GROSSIUS, B. 1, RALLS, H. 1, NIZNIK, N. 1, Opp (7). SBA/ATT - KECK, A. (14-19), STAUSS, W. (13-15), DODD, D. (5-5), MILLER, K. (2-4), WILMA, C. (2-4), GROSSIUS, B. (3-4), WILLIAMS, A. (3-3), MALENFANT, H. (2-3), PEREGO, M. (3-3), VOGT, R. (3-3), O'DONNELL, C. (2-2), NIZNIK, N. (1-2), KOSSINA, J. (1-1).



2021 OVC Statistics

Record: 7-5 Home: 4-2 Away: 3-3 OVC: 7-5

Player	avg	gp-gs	ab	r	h	2b	3b	hr	rbi	tb	slg%	bb	hp	so	gdp	ob%	sf	sh	sb-att	po	a	e	fld%
9 WILBER, Tyler	.333	12-12	48	9	16	2	0	2	9	24	.500	5	0	5	1	.382	2	1	1-1	15	36	2	.962
22 BLAZEVIC, Austin	.321	12-12	53	3	17	2	0	0	9	19	.358	1	0	6	3	.327	1	0	0-0	107	1	2	.982
12 KECK, Andrew	.306	12-12	49	11	15	3	0	0	3	18	.367	6	0	8	0	.382	0	0	6-6	52	6	0	1.000
13 STAUSS, Wade	.271	12-12	48	7	13	2	0	3	8	24	.500	3	2	18	0	.333	1	0	0-0	73	3	0	1.000
16 LEEPER, Peyton	.163	12-12	43	7	7	1	0	0	3	8	.186	6	4	12	0	.315	1	1	1-3	9	30	4	.907
19 WRIGHT, Danny	.140	12-11	43	7	6	0	0	1	8	9	.209	5	1	12	1	.235	2	1	2-2	23	1	1	.960

23 GRABER, Brett	.750	3-1	4	2	3	1	0	0	0	4	1.000	1	0	1	0	.800	0	0	0-1	3	0	0	1.000
1 MASON, Jevon	.472	10-8	36	7	17	5	0	0	7	22	.611	5	0	9	1	.524	1	0	1-2	12	0	1	.923
10 ANDREWS, Lincoln	.333	5-3	12	1	4	1	0	0	2	5	.417	0	0	3	0	.333	0	1	0-0	0	0	0	.000
2 BASLER, Connor	.184	12-12	38	5	7	2	0	0	6	9	.237	4	4	9	0	.326	0	1	3-4	24	36	3	.952
8 STAUSS, Ty	.130	9-6	23	2	3	1	0	0	0	4	.174	6	0	3	0	.310	0	1	1-1	9	0	1	.900
14 SPERLING, Danny	.000	4-3	8	0	0	0	0	0	0	0	.000	1	0	2	0	.111	0	0	0-0	0	0	0	.000
5 JACOBSEN, Noah	.000	3-2	5	0	0	0	0	0	0	0	.000	0	1	3	0	.167	0	0	0-1	2	0	1	.667
4 ZIVIC, Braxton	.000	4-2	4	3	0	0	0	0	1	0	.000	4	0	3	0	.500	0	1	2-2	1	0	0	1.000
Totals	.261	12	414	64	108	20	0	6	56	146	.353	47	12	94	6	.347	8	7	17-23	333	131	15	.969
Opponents	.275	12	436	68	120	28	3	8	63	178	.408	40	10	106	6	.346	5	5	10-15	331	133	17	.965

LOB - Team (93), Opp (95). DPs turned - Team (10), Opp (10). Picked off - GRABER, B. 1, KECK, A. 1.

(OVC games only Sorted by Earned run avg)

Player	era	w-l	app	gs	cg	sho	sv	ip	h	r	er	bb	so	2b	3b	hr	b/avg	wp	hp	bks	sfa	sha
25 DODD, Dylan	3.65	2-1	4	4	0	0/0	0	24.2	26	14	10	6	29	5	1	1	.260	6	1	0	1	1
7 MILLER, Kyle	5.09	1-1	5	3	0	0/0	1	17.2	21	13	10	6	20	8	1	1	.296	1	2	0	2	1
18 NIZNIK, Noah	7.52	0-2	4	4	0	0/0	0	20.1	28	19	17	11	10	6	0	3	.337	0	2	0	1	2

44 PEREGO, Matt	0.00	0-0	3	0	0	0/0	0	3.1	3	0	0	1	4	0	0	0	.250	1	0	0	0	0
36 KOSSINA, Joey	0.00	0-0	1	0	0	0/0	0	1.1	1	0	0	0	2	1	0	0	.200	1	0	0	0	0
26 WILMA, Collin	2.08	1-0	3	1	0	0/0	0	13.0	11	3	3	1	8	2	0	1	.234	3	3	0	0	0
38 MALENFANT, Hayden	3.60	1-0	3	0	0	0/0	0	5.0	3	3	2	2	2	0	0	0	.176	0	0	0	1	0
27 WILLIAMS, Austin	3.86	0-1	5	0	0	0/0	2	7.0	8	3	3	5	8	3	0	0	.286	2	0	0	0	0
33 GROSSIUS, Bryce	4.91	0-0	2	0	0	0/0	0	3.2	4	2	2	1	6	1	0	1	.267	1	0	0	0	0
31 CISNEROS, Blake	5.06	1-0	6	0	0	0/0	1	5.1	2	3	3	3	6	1	0	0	.111	1	0	0	0	0
24 RAUSCH, Fischer	6.75	0-0	3	0	0	0/0	0	4.0	3	3	3	2	5	1	1	0	.200	1	1	1	0	0
37 RALLS, Hunter	7.94	1-0	3	0	0	0/0	0	5.2	10	5	5	2	6	0	0	1	.400	1	1	0	0	1
Totals	4.70	7-5	12	12	0	0/0	4	111.0	120	68	58	40	106	28	3	8	.275	18	10	1	5	5
Opponents	3.83	5-7	12	12	0	0/0	3	110.1	108	64	47	47	94	20	0	6	.261	13	12	0	8	7

PB - Team (4), KECK, A. 2, STAUSS, W. 2, Opp (3). Pickoffs - Team (2), RALLS, H. 1, NIZNIK, N. 1, Opp (2). SBA/ATT - KECK, A. (6-11), MILLER, K. (2-4), WILMA, C. (2-4), STAUSS, W. (4-4), WILLIAMS, A. (2-2), DODD, D. (2-2), MALENFANT, H (0-1), GROSSIUS. B. (1-1), PEREGO, M. (1-1).



2021 Results

Date	Opponent	Score	Inns	Overall	OVC	Pitcher of record	Attend	Time
02-19-21	at South Alabama	w 4-2	9	1-0-0	0-0-0	DODD, D. (W 1-0)	665	2:55
02-20-21	at South Alabama	L 5-6	9	1-1-0	0-0-0	CISNEROS, B. (L 0-1)	751	3:35
02-21-21	at South Alabama	w 8-6	(10)	2-1-0	0-0-0	CISNEROS, B. (W 1-0)	785	3:40
02-25-21	at #2 Arkansas	L 5-6	(10)	2-2-0	0-0-0	MILLER, K. (L 0-1)	4218	3:22
02-26-21	at #2 Arkansas	L 3-7	9	2-3-0	0-0-0	NIZNIK, N. (L 0-1)	4218	2:41
02-27-21	at #2 Arkansas	L 3-9	9	2-4-0	0-0-0	VOGT, R. (L 0-1)	4218	3:15
02-28-21	at #2 Arkansas	L 4-11	5	2-5-0	0-0-0	WILLIAMS, A. (L 0-1)	4218	2:57
03-05-21	ILLINOIS STATE	w 4-3	(10)	3-5-0	0-0-0	CISNEROS, B. (W 2-1)	225	3:28
03-06-21	ILLINOIS STATE-1	w 5-1	7	4-5-0	0-0-0	NIZNIK, N. (W 1-1)	467	1:55
03-06-21	ILLINOIS STATE-2	L 1-13	7	4-6-0	0-0-0	KOSSINA, J. (L 0-1)	622	2:10
03-07-21	ILLINOIS STATE	w 8-1	9	5-6-0	0-0-0	MILLER, K. (W 1-1)	244	2:13
*03-12-21	at SIUE	L 2-6	9	5-7-0	0-1-0	DODD, D. (L 1-1)	50	2:26
*03-13-21	at SIUE-1	w 6-3	(10)	6-7-0	1-1-0	RALLS, H. (W 1-0)	-	3:21
*03-13-21	at SIUE-2	w 6-4	9	7-7-0	2-1-0	MILLER, K. (W 2-1)	50	2:24
03-16-21	at Saint Louis	w 8-6	9	8-7-0	2-1-0	GROSSIUS, B. (W 1-0)	85	3:31
*03-19-21	AUSTIN PEAY	w 6-3	9	9-7-0	3-1-0	DODD, D. (W 2-1)	205	2:38
*03-20-21	AUSTIN PEAY-1	w 6-5	(11)	10-7-0	4-1-0	CISNEROS, B. (W 3-1)	435	
*03-20-21	AUSTIN PEAY-2	L 11-12	(12)	10-8-0	4-2-0	WILLIAMS, A. (L 0-2)	425	4:35
03-24-21	#22 SOUTHERN ILLINOIS	L 4-21	9	10-9-0	4-2-0	RALLS, H. (L 1-1)	247	4:02
*03-26-21	at Eastern Illinois	w 3-2	9	11-9-0	5-2-0	DODD, D. (W 3-1)	85	2:36
*03-27-21	at Eastern Illinois-1	L 2-9	9	11-10-0	5-3-0	MILLER, K. (L 2-2)	103	3:00
*03-27-21	at Eastern Illinois-2	L 4-8	9	11-11-0	5-4-0	NIZNIK, N. (L 1-2)	107	2:40
03-30-21	MISSOURI STATE	L 8-9	(10)	11-12-0	5-4-0	WILLIAMS, A. (L 0-3)	115	3:35
*04-02-21	JACKSONVILLE STATE	w 6-5	9	12-12-0	6-4-0	MALENFANT, H (W 1-0)	205	3:26
*04-03-21	JACKSONVILLE STATE-1	L 4-8	9	12-13-0	6-5-0	NIZNIK, N. (L 1-3)	-	3:00
*04-03-21	JACKSONVILLE STATE-2	w 8-3	9	13-13-0	7-5-0	WILMA, C. (W 1-0)	542	3:15

() extra inning game



SOUTHEAST MISSOURI BASEBALL NOTES // MURRAY STATE

2021 Season/Career Statistics

Record: 13-13 Home: 7-5 Away: 6-8 OVC: 7-5

Player	SEASON													CAREER													
	Avg	G-GS	AB	R	H	2B	3B	HR	RBI	BB	Hbp	SO	Sb-Att	Avg	G-GS	AB	R	H	2B	3B	HR	RBI	BB	Hbp	SO	Sb-Att	
1 MASON, Jevon	.418	17-14	55	12	23	5	0	0	9	11	2	15	3-6	.418	17-14	55	12	23	5	0	0	9	11	2	15	3-6	
9 WILBER, Tyler	.386	26-26	101	16	39	4	0	3	22	10	3	15	3-3	.388	98-98	379	85	147	32	4	8	74	58	10	47	7-11	
12 KECK, Andrew	.272	26-26	103	17	28	4	0	2	9	13	0	18	11-12	.291	90-87	326	50	95	18	1	6	53	36	2	69	28-33	
22 BLAZEVIC, Austin	.267	26-26	105	13	28	3	1	1	11	6	1	14	0-0	.273	77-76	297	43	81	11	2	4	48	21	7	42	6-9	
10 ANDREWS, Lincoln	.255	19-16	55	4	14	2	0	1	9	2	0	18	0-0	.202	30-23	84	7	17	2	1	1	9	4	1	30	0-0	
13 STAUSS, Wade	.235	22-21	81	12	19	2	0	6	17	10	5	34	0-0	.224	98-89	312	51	70	15	1	17	61	53	18	125	2-5	
2 BASLER, Connor	.207	26-26	82	9	17	4	0	1	15	8	4	19	7-8	.240	204-199	691	129	166	30	3	1	76	85	29	144	49-60	
16 LEEPER, Peyton	.205	26-26	88	21	18	3	3	0	8	21	5	23	3-5	.174	38-34	115	24	20	3	3	0	8	26	6	34	3-6	
19 WRIGHT, Danny	.184	25-22	87	16	16	0	1	1	12	10	2	23	6-7	.292	195-186	733	138	214	29	7	11	117	89	32	157	40-51	
8 STAUSS, Ty	.175	21-17	57	5	10	2	0	0	3	12	1	13	3-3	.175	21-17	57	5	10	2	0	0	3	12	1	13	3-3	
23 GRABER, Brett	.385	9-2	13	4	5	1	0	0	0	1	0	6	0-1	.385	9-2	13	4	5	1	0	0	0	1	0	6	0-1	
4 ZIVIC, Braxton	.143	9-5	14	4	2	0	0	0	1	5	0	7	3-3	.143	9-5	14	4	2	0	0	0	1	5	0	7	3-3	
14 SPERLING, Danny	.083	6-3	12	1	1	0	0	0	2	1	0	3	0-0	.083	6-3	12	1	1	0	0	0	2	1	0	3	0-0	
5 JACOBSEN, Noah	.000	9-4	12	0	0	0	0	0	1	0	1	7	0-1	.000	9-4	12	0	0	0	0	0	1	0	1	7	0-1	
Totals	.254	26-26	865	134	220	30	5	15	119	110	24	215	39-49														
Opponents	.287	26-26	910	169	261	59	4	28	153	98	23	222	27-34														

(All games Sorted by Earned run avg)

	(All games Sorted by Earned run avg)														CAREER													
Player	ERA	W-L	App	GS	CG	Sho	Sv	IP	H	R	ER	BB	SO	ERA	W-L	App	GS	CG	Sho	Sv	IP	H	R	ER	BB	SO		
25 DODD, Dylan	3.09	3-1	7	7	0	0	0	43.2	40	20	15	10	55	4.31	9-7	25	25	1	1	0	146.1	143	77	70	39	168		
7 MILLER, Kyle	4.00	2-2	9	4	0	0	2	27.0	31	15	12	10	29	4.00	2-2	9	4	0	0	2	27.0	31	15	12	10	29		
18 NIZNIK, Noah	5.63	1-3	7	7	1	0	0	38.1	45	28	24	15	23	4.23	7-7	24	24	3	1	0	123.1	125	66	58	38	87		
17 SAWYERS, Jon	0.00	0-0	1	0	0	0	0	1.0	2	0	0	1	1	0.00	0-0	1	0	0	0	0	1.0	2	0	0	1	1		
21 HOFFMANN, Josh	0.00	0-0	1	0	0	0	0	0.1	2	0	0	0	0	0.00	0-0	1	0	0	0	0	0.1	2	0	0	0	0		
26 WILMA, Collin	2.57	1-0	4	1	0	0	0	14.0	12	4	4	2	9	5.29	2-0	8	4	0	0	0	32.1	35	19	19	7	28		
24 RAUSCH, Fischer	4.50	0-0	6	0	0	0	0	8.0	5	4	4	4	12	4.50	0-0	6	0	0	0	0	8.0	5	4	4	4	12		
31 CISNEROS, Blake	5.56	3-1	12	0	0	0	1	11.1	6	7	7	7	12	5.98	4-5	40	2	0	0	1	49.2	54	38	33	24	43		
32 O'DONNELL, Connery	6.00	0-0	3	0	0	0	0	3.0	2	3	2	5	2	6.00	0-0	3	0	0	0	0	3.0	2	3	2	5	2		
27 WILLIAMS, Austin	6.75	0-3	11	1	0	0	3	17.1	22	14	13	7	19	6.75	0-3	11	1	0	0	3	17.1	22	14	13	7	19		
38 MALENFANT, Hayden	7.36	1-0	5	0	0	0	0	7.1	5	8	6	5	4	6.19	1-1	10	0	0	0	0	16.0	14	13	11	7	8		
44 PEREGO, Matt	7.36	0-0	7	0	0	0	0	7.1	10	6	6	4	6	7.36	0-0	7	0	0	0	0	7.1	10	6	6	4	6		
36 KOSSINA, Joey	7.71	0-1	5	1	0	0	0	7.0	11	6	6	2	7	7.71	0-1	5	1	0	0	0	7.0	11	6	6	2	7		
37 RALLS, Hunter	7.88	1-1	10	2	0	0	1	16.0	23	15	14	6	17	7.88	1-1	10	2	0	0	1	16.0	23	15	14	6	17		
33 GROSSIUS, Bryce	9.45	1-0	9	1	0	0	0	20.0	29	22	21	10	22	9.45	1-0	9	1	0	0	0	20.0	29	22	21	10	22		
20 VOGT, Ryan	14.40	0-1	4	2	0	0	0	5.0	9	8	8	5	3	14.40	0-1	4	2	0	0	0	5.0	9	8	8	5	3		
15 KARALL, Joseph	48.60	0-0	4	0	0	0	0	1.2	7	9	9	5	1	48.60	0-0	4	0	0	0	0	1.2	7	9	9	5	1		
Totals	5.95	13-13	26	26	1	0	7	228.1	261	169	151	98	222															
Opponents	4.30	13-13	26	26	1	0	4	230.0	220	134	110	110	215															

**Multiple-Hit Games**

Player	2	3	4	5+	Total
Tyler Wilber	6	4	1	-	11
Austin Blazeovic	6	2	-	-	8
Jevon Mason	3	4	-	-	7
Andrew Keck	4	1	-	-	5
Wade Stauss	4	-	-	-	4
Connor Basler	4	-	-	-	4
Lincoln Andrews	4	-	-	-	4
Peyton Leeper	3	-	-	-	3
Danny Wright	1	1	-	-	2
Ty Stauss	2	-	-	-	2
Brett Graber	1	-	-	-	1

Multiple-RBI Games

Player	2	3	4	5+	Total
Tyler Wilber	2	2	1	-	5
Wade Stauss	2	2	1	-	5
Connor Basler	3	1	-	-	4
Danny Wright	1	1	-	-	2
Austin Blazeovic	-	2	-	-	2
Ty Stauss	1	-	-	-	1
Lincoln Andrews	1	-	-	-	1
Andrew Keck	1	-	-	-	1
Jevon Mason	1	-	-	-	1

Inning-by-Inning Summary

Inning	SEMO	Opp.
First	16	22
Second	12	24
Third	20	17
Fourth	19	24
Fifth	10	19
Sixth	10	18
Seventh	9	18
Eighth	17	4
Ninth	12	18
Extra Innings	9	5
Total	134	169

Inning-by-Inning Summary (OVC Games)

Inning	SEMO	Opp.
First	9	9
Second	8	8
Third	6	6
Fourth	11	6
Fifth	3	11
Sixth	5	10
Seventh	2	12
Eighth	9	0
Ninth	7	5
Extra Innings	4	1
Total	64	68

Current Hitting Streaks

Player	Games	Started
Jevon Mason	10	3/20
Tyler Wilber	4	3/30

Current Reached Base Streaks

Player	Games	Started
Andrew Keck	15	3/12
Peyton Leeper	12	3/16
Jevon Mason	10	3/20

Career Multiple-Hit Games

Player	2	3	4	5+	Total
Danny Wright	32	25	-	-	57
Tyler Wilber	30	12	5	-	47
Connor Basler	30	3	3	-	36
Andrew Keck	22	3	2	-	27
Austin Blazeovic	21	3	-	-	24
Wade Stauss	13	1	1	-	15
Jevon Mason	3	4	-	-	7
Lincoln Andrews	4	-	-	-	4
Peyton Leeper	3	-	-	-	3
Ty Stauss	2	-	-	-	2
Brett Graber	1	-	-	-	1

Career Multiple-RBI Games

Player	2	3	4	5+	Total
Danny Wright	14	5	2	3	24
Wade Stauss	14	3	1	1	19
Andrew Keck	12	4	-	-	16
Tyler Wilber	8	4	1	2	15
Connor Basler	7	4	3	-	14
Austin Blazeovic	3	7	1	-	11
Lincoln Andrews	1	-	-	-	1
Ty Stauss	1	-	-	-	1
Jevon Mason	1	-	-	-	1

00 Jeb Callaghan

2021 Season/Career-Highs

Innings Pitched.....	-
Fewest Hits.....	-
Most Hits.....	-
Fewest Runs.....	-
Most Runs.....	-
Fewest Walks.....	-
Strikeouts.....	-

1 Jevon Mason

2021 Season/Career-Highs

At-Bats.....	5, 5x, last vs. Missouri State (3/30/21)
Runs.....	2, 4x, last vs. Jacksonville State (4/3/21)
Hits.....	3, 4x, last vs. Jacksonville State (4/3/21)
Doubles.....	2, vs. Jacksonville State (4/3/21)
Triples.....	-
Home Runs.....	-
RBI.....	2, vs. Austin Peay (3/20/21)
Stolen Bases.....	2, at Arkansas (2/28/21)

2 Connor Basler

2021 Season-Highs

At-Bats.....	5, 2x, last vs. Missouri State (3/30)
Runs.....	2, vs. Missouri State (3/30)
Hits.....	2, 4x, last vs. Missouri State (3/30)
Doubles.....	1, 4x, last at Eastern Illinois (3/26)
Triples.....	-
Home Runs.....	1, vs. Missouri State (3/30)
RBI.....	3, vs. Austin Peay (3/20)
Stolen Bases.....	2, at South Alabama (2/21)

Career-Highs

At-Bats.....	6, 2x, last vs. Eastern Kentucky (5/10/19)
Runs.....	3, 3x, last vs. Purdue Fort Wayne (3/2/19)
Hits.....	4, 3x, last vs. Tennessee Tech (4/19/19)
Doubles.....	2, 2x, last at Austin Peay (3/31/18)
Triples.....	1, 3x, last at Belmont (5/3/19)
Home Runs.....	1, vs. Missouri State (3/30/21)
RBI.....	4, vs. Murray State (4/21/18)
Stolen Bases.....	2, 9x, last at South Alabama (2/21)

4 Braxton Zivic

2021 Season/Career-Highs

At-Bats.....	3, at Arkansas (2/25/21)
Runs.....	1, 4x, last vs. Austin Peay (3/20/21)
Hits.....	1, 2x, last at Arkansas (2/27/21)
Doubles.....	-
Triples.....	-
Home Runs.....	-
RBI.....	1, vs. Austin Peay (3/20/21)
Stolen Bases.....	2, vs. Austin Peay (3/19/21)

5 Noah Jacobsen

2021 Season/Career-Highs

At-Bats.....	4, at South Alabama (2/19)
Runs.....	-
Hits.....	-
Doubles.....	-
Triples.....	-
Home Runs.....	-
RBI.....	1, at South Alabama (2/19)
Stolen Bases.....	-

7 Kyle Miller

2021 Season/Career-Highs

Innings Pitched.....	6.1, at SIU Edwardsville (3/13/21)
Fewest Hits.....	0, 2x, last vs. Jacksonville State (4/3/21)
Most Hits.....	9, vs. Austin Peay (3/20/21)
Fewest Runs.....	0, 4x, last vs. Jacksonville State (4/3/21)
Most Runs.....	5, vs. Austin Peay (3/20/21)
Fewest Walks.....	0, 4x, last vs. Jacksonville State (4/3/21)
Strikeouts.....	7, at SIU Edwardsville (3/13/21)

8 Ty Stauss

2021 Season/Career-Highs

At-Bats.....	5, at SIU Edwardsville (3/13/21)
Runs.....	2, vs. Illinois State (3/7/21)
Hits.....	2, 2x, last vs. Illinois State (3/7/21)
Doubles.....	1, 2x, last vs. Austin Peay (3/20/21)
Triples.....	-
Home Runs.....	-
RBI.....	2, at Arkansas (2/28/21)
Stolen Bases.....	1, 3x, last vs. Austin Peay (3/19/21)

9 Tyler Wilber

2021 Season-Highs

At-Bats.....	6, vs. Austin Peay (3/20)
Runs.....	2, 3x, last at SIU Edwardsville (3/13)
Hits.....	4, vs. Jacksonville State (4/3)
Doubles.....	1, 4x, last vs. Jacksonville State (4/3)
Triples.....	-
Home Runs.....	1, 2x, last at Saint Louis (3/16)
RBI.....	4, at Saint Louis (3/16)
Stolen Bases.....	1, 3x, last vs. Missouri State (3/30)

Career-Highs

At-Bats.....	6, 4x, last vs. Austin Peay (3/20/21)
Runs.....	3, 5x, last at UT Martin (3/7/20)
Hits.....	4, 5x, last vs. Jacksonville State (4/3/21)
Doubles.....	2, 3x, last vs. Ohio (2/29/20)
Triples.....	1, 4x, last vs. Northern Illinois (2/22/20)
Home Runs.....	1, 7x, last at Saint Louis (3/16/21)
RBI.....	6, at UT Martin (3/6/20)
Stolen Bases.....	1, 7x, last vs. Missouri State (3/30/21)

10 Lincoln Andrews

2021 Season-Highs

At-Bats.....	5, 2x, last at Arkansas (2/25)
Runs.....	1, 4x, last vs. Missouri State (3/30)
Hits.....	2, 4x, last vs. Missouri State (3/30)
Doubles.....	1, 2x, last vs. Jacksonville State (4/3)
Triples.....	-
Home Runs.....	1, vs. Illinois State (3/6)
RBI.....	2, at South Alabama (2/19)
Stolen Bases.....	-

Career-Highs

At-Bats.....	5, 3x, last at Arkansas (2/25/21)
Runs.....	1, 7x, last vs. Missouri State (3/30/21)
Hits.....	2, 4x, last vs. Missouri State (3/30/21)
Doubles.....	1, 2x, last vs. Jacksonville State (4/3/21)
Triples.....	1, at UT Martin (3/7/20)
Home Runs.....	1, vs. Illinois State (3/6/21)
RBI.....	2, at South Alabama (2/19/20)
Stolen Bases.....	-



11 Rance Pittman

2021 Season-Highs

Innings Pitched.....	-
Fewest Hits.....	-
Most Hits.....	-
Fewest Runs.....	-
Most Runs.....	-
Fewest Walks.....	-
Strikeouts.....	-

Career-Highs

Innings Pitched.....	2.0, at Southern Illinois (3/11/20)
Fewest Hits.....	0, vs. Ohio (2/29/20)
Most Hits.....	4, at Arkansas State (3/3/20)
Fewest Runs.....	0, 4x, last at Southern Illinois (3/11/20)
Most Runs.....	1, 2x, last at Arkansas State (3/3/20)
Fewest Walks.....	0, 5x, last at Southern Illinois (3/11/20)
Strikeouts.....	2, at Arkansas State (3/3/20)

12 Andrew Keck

2021 Season-Highs

At-Bats.....	6, vs. Austin Peay (3/20)
Runs.....	2, 4x, last vs. Austin Peay (3/20)
Hits.....	3, at South Alabama (2/21)
Doubles.....	1, 4x, last vs. Jacksonville State (4/3)
Triples.....	-
Home Runs.....	1, 2x, last at Arkansas (2/27)
RBI.....	2, at South Alabama (2/21)
Stolen Bases.....	2, 3x, last at SIU Edwardsville (3/13)

Career-Highs

At-Bats.....	6, 2x, last vs. Austin Peay (3/20/21)
Runs.....	2, 9x, last vs. Austin Peay (3/20/21)
Hits.....	4, 2x, last vs. Northern Illinois (2/22/20)
Doubles.....	2, at Belmont (5/5/19)
Triples.....	1, vs. Eastern Kentucky (5/10/19)
Home Runs.....	1, 6x, last at Arkansas (2/27/21)
RBI.....	3, 4x, last vs. Ohio (2/29/20)
Stolen Bases.....	2, 6x, last at SIU Edwardsville (3/13/21)

13 Wade Stauss

2021 Season-Highs

At-Bats.....	7, vs. Austin Peay (3/20)
Runs.....	2, at Saint Louis (3/16)
Hits.....	2, 4x, last vs. Austin Peay (3/20)
Doubles.....	1, 2x, last at Eastern Illinois (3/26)
Triples.....	-
Home Runs.....	1, 6x, last vs. Jacksonville State (4/3)
RBI.....	4, vs. Illinois State (3/7)
Stolen Bases.....	-

Career-Highs

At-Bats.....	7, vs. Austin Peay (3/20/21)
Runs.....	3, vs. Purdue Fort Wayne (3/2/19)
Hits.....	4, at UT Martin (3/17/18)
Doubles.....	2, at UT Martin (3/6/20)
Triples.....	1, vs. Western Illinois (2/23/19)
Home Runs.....	1, 17x, last vs. Jacksonville State (4/3/21)
RBI.....	5, vs. South Dakota State (3/2/18)
Stolen Bases.....	1, 2x, last vs. Eastern Illinois (4/8/18)

14 Danny Sperling

2021 Season/Career-Highs

At-Bats.....	3, at Eastern Illinois (3/26/21)
Runs.....	1, vs. Missouri State (3/30/21)
Hits.....	1, vs. Southern Illinois (3/24/21)
Doubles.....	-
Triples.....	-
Home Runs.....	-
RBI.....	1, 2x, last vs. Missouri State (3/30/21)
Stolen Bases.....	-

15 Joseph Karall

2021 Season/Career-Highs

Innings Pitched.....	1.0, at Arkansas (2/27/21)
Fewest Hits.....	0, at Arkansas (2/26/21)
Most Hits.....	3, vs. Southern Illinois (3/24/21)
Fewest Runs.....	0, 2x, last at Arkansas (2/27/21)
Most Runs.....	7, vs. Southern Illinois (3/24/21)
Fewest Walks.....	0, 2x, last at Arkansas (2/27/21)
Strikeouts.....	1, at Arkansas (2/27/21)

16 Peyton Leeper

2021 Season-Highs

At-Bats.....	5, 4x, last vs. Jacksonville State (4/2)
Runs.....	2, 6x, last vs. Jacksonville State (4/3)
Hits.....	2, 3x, last vs. Missouri State (3/30)
Doubles.....	1, 3x, last vs. Jacksonville State (4/2)
Triples.....	1, 3x, last vs. Illinois State (3/6)
Home Runs.....	-
RBI.....	1, 8x, last vs. Jacksonville State (4/3)
Stolen Bases.....	1, 3x, last at Eastern Illinois (3/26)

Career-Highs

At-Bats.....	5, 4x, last vs. Jacksonville State (4/2/21)
Runs.....	3, at UT Martin (3/7/20)
Hits.....	2, 3x, last vs. Missouri State (3/30/21)
Doubles.....	1, 3x, last vs. Jacksonville State (4/2/21)
Triples.....	1, 3x, last vs. Illinois State (3/6/21)
Home Runs.....	-
RBI.....	1, 8x, last vs. Jacksonville State (4/3/21)
Stolen Bases.....	1, 3x, last at Eastern Illinois (3/26/21)

17 Jon Sawyers

2021 Season/Career-Highs

Innings Pitched.....	1.0, vs. Southern Illinois (3/24/21)
Fewest Hits.....	2, vs. Southern Illinois (3/24/21)
Most Hits.....	2, vs. Southern Illinois (3/24/21)
Fewest Runs.....	0, vs. Southern Illinois (3/24/21)
Most Runs.....	-
Fewest Walks.....	1, vs. Southern Illinois (3/24/21)
Strikeouts.....	1, vs. Southern Illinois (3/24/21)

18 Noah Niznik

2021 Season-Highs

Innings Pitched.....	7.0, 2x, last vs. Austin Peay (3/20)
Fewest Hits.....	3, at South Alabama (2/20)
Most Hits.....	8, 2x, last at SIU Edwardsville (3/13)
Fewest Runs.....	1, vs. Illinois State (3/6)
Most Runs.....	7, 2x, last vs. Jacksonville State (4/3)
Fewest Walks.....	0, 2x, last vs. Illinois State (3/6)
Strikeouts.....	6, at Arkansas (2/26)

Career-Highs

Innings Pitched.....	7.0, 4x, last vs. Austin Peay (3/20/21)
Fewest Hits.....	2, vs. Purdue Fort Wayne (3/2/19)
Most Hits.....	8, 3x, last at SIU Edwardsville (3/13/21)
Fewest Runs.....	0, 4x, last vs. Ohio (2/29/20)
Most Runs.....	7, 3x, last vs. Jacksonville State (4/3/21)
Fewest Walks.....	0, 6x, last vs. Illinois State (3/6/21)
Strikeouts.....	7, 2x, last vs. UT Martin (3/10/19)

19 Danny Wright

2021 Season-Highs

At-Bats.....	6, vs. Austin Peay (3/20)
Runs.....	3, vs. Illinois State (3/7)
Hits.....	3, vs. Illinois State (3/7)
Doubles.....	-
Triples.....	1, vs. Missouri State (3/30)
Home Runs.....	1, vs. Austin Peay (3/20)
RBI.....	3, at Arkansas (2/25)
Stolen Bases.....	1, 6x, last vs. Missouri State (3/30)

Career-Highs

At-Bats.....	7, vs. Northern Illinois (2/22/20)
Runs.....	3, 3x, last vs. Illinois State (3/7/21)
Hits.....	3, 25x, last vs. Illinois State (3/7/21)
Doubles.....	2, 2x, last vs. Northern Illinois (2/23/20)
Triples.....	1, 7x, last vs. Missouri State (3/30/21)
Home Runs.....	1, 11x, last vs. Austin Peay (3/20/21)
RBI.....	5, 2x, last at UT Martin (3/7/20)
Stolen Bases.....	2, 2x, last vs. Ohio (2/29/20)

20 Ryan Vogt

2021 Season/Career-Highs

Innings Pitched.....	3.0, at South Alabama (2/21/21)
Fewest Hits.....	1, vs. Southern Illinois (3/24/21)
Most Hits.....	3, 2x, last at Saint Louis (3/16/21)
Fewest Runs.....	1, vs. Southern Illinois (3/24/21)
Most Runs.....	3, at Arkansas (2/27/21)
Fewest Walks.....	0, at Saint Louis (3/16/21)
Strikeouts.....	2, at South Alabama (2/21/21)

21 Josh Hoffmann

2021 Season/Career-Highs

Innings Pitched.....	.01, vs. Missouri State (3/30/21)
Fewest Hits.....	2, vs. Missouri State (3/30/21)
Most Hits.....	2, vs. Missouri State (3/30/21)
Fewest Runs.....	0, vs. Missouri State (3/30/21)
Most Runs.....	-
Fewest Walks.....	0, vs. Missouri State (3/30/21)
Strikeouts.....	-

22 Austin Blazeovic

2021 Season-Highs

At-Bats.....	7, vs. Austin Peay (3/20)
Runs.....	2, 2x, last at South Alabama (2/21)
Hits.....	3, 2x, last vs. Jacksonville State (4/3)
Doubles.....	1, 3x, last at Eastern Illinois (3/26)
Triples.....	1, at Arkansas (2/25)
Home Runs.....	1, at Arkansas (2/28)
RBI.....	3, 2x, last at SIU Edwardsville (3/13)
Stolen Bases.....	-

Career-Highs

At-Bats.....	7, vs. Austin Peay (3/20/21)
Runs.....	4, vs. Purdue Fort Wayne (3/2/19)
Hits.....	3, 3x, last vs. Jacksonville State (4/3/21)
Doubles.....	1, 11x, last at Eastern Illinois (3/26/21)
Triples.....	1, 2x, last at Arkansas (2/25/21)
Home Runs.....	1, 4x, last at Arkansas (2/28/21)
RBI.....	4, vs. Western Michigan (2/17/19)
Stolen Bases.....	1, 6x, last at UT Martin (3/7/20)

23 Brett Graber

2021 Season/Career-Highs

At-Bats.....	4, at Saint Louis (3/16/21)
Runs.....	1, 4x, last vs. Jacksonville State (4/2/21)
Hits.....	2, at Eastern Illinois (3/27/21)
Doubles.....	1, at Eastern Illinois (3/27/21)
Triples.....	-
Home Runs.....	-
RBI.....	-
Stolen Bases.....	-

24 Fischer Rausch

2021 Season/Career-Highs

Innings Pitched.....	2.0, 2x, last at SIU Edwardsville (3/12/21)
Fewest Hits.....	0, 2x, last at Saint Louis (3/16/21)
Most Hits.....	2, at Eastern Illinois (3/27/21)
Fewest Runs.....	0, 3x, last at Saint Louis (3/16/21)
Most Runs.....	2, at Eastern Illinois (3/27/21)
Fewest Walks.....	0, 3x, last vs. Austin Peay (3/20/21)
Strikeouts.....	5, vs. Illinois State (3/6/21)

SOUTHEAST MISSOURI BASEBALL NOTES // MURRAY STATE



25 Dylan Dodd

2021 Season-Highs	
Innings Pitched.....	7.2, at Eastern Illinois (3/26)
Fewest Hits.....	3, 3x, last vs. Austin Peay (3/19)
Most Hits.....	9, vs. Jacksonville State (4/22)
Fewest Runs.....	1, at South Alabama (2/19)
Most Runs.....	5, vs. Jacksonville State (4/2)
Fewest Walks.....	1, 5x, last vs. Jacksonville State (4/2)
Strikeouts.....	10, 2x, last at SIU Edwardsville (3/12)

Career-Highs	
Innings Pitched.....	9.0, vs. Ohio (2/28/20)
Fewest Hits.....	2, vs. Purdue Fort Wayne (3/1/19)
Most Hits.....	9, vs. Jacksonville State (4/2/21)
Fewest Runs.....	0, 2x, last vs. Ohio (2/28/20)
Most Runs.....	8, at Murray State (4/12/19)
Fewest Walks.....	0, 4x, last vs. Ohio (2/28/20)
Strikeouts.....	15, vs. Ohio (2/28/20)

26 Collin Wilma

2021 Season-Highs	
Innings Pitched.....	5.1, vs. Jacksonville State (4/3)
Fewest Hits.....	1, 2x, last vs. Austin Peay (3/20)
Most Hits.....	6, vs. Jacksonville State (4/3)
Fewest Runs.....	0, vs. Austin Peay (3/20)
Most Runs.....	2, vs. Jacksonville State (4/3)
Fewest Walks.....	0, 2x, last at Eastern Illinois (3/27)
Strikeouts.....	5, vs. Austin Peay (3/20)

Career-Highs	
Innings Pitched.....	7.1, vs. Ohio (2/29/20)
Fewest Hits.....	1, 2x, last vs. Austin Peay (3/20/21)
Most Hits.....	9, at UT Martin (3/8/20)
Fewest Runs.....	0, vs. Austin Peay (3/20/21)
Most Runs.....	7, at UT Martin (3/8/20)
Fewest Walks.....	0, 3x, last at Eastern Illinois (3/27/21)
Strikeouts.....	6, vs. Northern Illinois (2/22/20)

27 Austin Williams

2021 Season/Career-Highs	
Innings Pitched.....	2.1, 2x, last vs. Jacksonville State (4/3/21)
Fewest Hits.....	0, at Saint Louis (3/16/21)
Most Hits.....	4, at Arkansas (2/28/21)
Fewest Runs.....	0, 5x, last vs. Jacksonville State (4/3/21)
Most Runs.....	3, 3x, last vs. Missouri State (3/30/21)
Fewest Walks.....	0, 8x, last vs. Missouri State (3/30/21)
Strikeouts.....	4, vs. Austin Peay (3/19/21)

28 Anthony Klein

2021 Season/Career-Highs	
Innings Pitched.....	-
Fewest Hits.....	-
Most Hits.....	-
Fewest Runs.....	-
Most Runs.....	-
Fewest Walks.....	-
Strikeouts.....	-

30 Adonis Forte

2021 Season-Highs	
At-Bats.....	-
Runs.....	-
Hits.....	-
Doubles.....	-
Triples.....	-
Home Runs.....	-
RBI.....	-
Stolen Bases.....	-

31 Blake Cisneros

2021 Season-Highs	
Innings Pitched.....	2.2, at South Alabama (2/21)
Fewest Hits.....	0, 7x, last at Eastern Illinois (3/27)
Most Hits.....	2, 2x, last vs. Missouri State (3/30)
Fewest Runs.....	0, 6x, last at Eastern Illinois (3/27)
Most Runs.....	2, vs. Missouri State (3/30)
Fewest Walks.....	0, 5x, last at Eastern Illinois (3/27)
Strikeouts.....	3, at South Alabama (2/21)

Career-Highs	
Innings Pitched.....	3.0, 2x, last vs. Austin Peay (3/24/19)
Fewest Hits.....	0, 14x, last at Eastern Illinois (3/27/21)
Most Hits.....	6, vs. Purdue Fort Wayne (3/1/19)
Fewest Runs.....	0, 16x, last at Eastern Illinois (3/27/21)
Most Runs.....	3, 4x, last vs. Northern Illinois (2/21/20)
Fewest Walks.....	0, 23x, last at Eastern Illinois (3/27/21)
Strikeouts.....	5, vs. McKendree (4/23/19)

32 Connery O'Donnell

2021 Season/Career-Highs	
Innings Pitched.....	1.1, 2x, last at Arkansas (2/28/21)
Fewest Hits.....	0, 2x, last vs. Southern Illinois (3/24/21)
Most Hits.....	2, at Arkansas (2/28/21)
Fewest Runs.....	0, vs. Southern Illinois (3/24/21)
Most Runs.....	2, at Arkansas (2/28/21)
Fewest Walks.....	1, 2x, last vs. Southern Illinois (3/24/21)
Strikeouts.....	1, 2x, last vs. Southern Illinois (3/24/21)

33 Bryce Grossius

2021 Season-Highs	
Innings Pitched.....	4.0, vs. Illinois State (3/6)
Fewest Hits.....	1, at South Alabama (2/19)
Most Hits.....	8, vs. Illinois State (3/6)
Fewest Runs.....	0, at SIU Edwardsville (3/13)
Most Runs.....	7, vs. Illinois State (3/6)
Fewest Walks.....	0, at SIU Edwardsville (3/13)
Strikeouts.....	5, at SIU Edwardsville (3/13)

Career-Highs	
Innings Pitched.....	4.0, 2x, last vs. Illinois State (3/6/21)
Fewest Hits.....	0, 10x, last at Arkansas State (3/3/20)
Most Hits.....	8, vs. Illinois State (3/6/21)
Fewest Runs.....	0, 12x, last at SIU Edwardsville (3/13/21)
Most Runs.....	7, vs. Illinois State (3/6/21)
Fewest Walks.....	0, 10x, last at SIU Edwardsville (3/13/21)
Strikeouts.....	5, at SIU Edwardsville (3/13/21)

34 Brandon McCabe

2021 Season/Career-Highs	
Innings Pitched.....	-
Fewest Hits.....	-
Most Hits.....	-
Fewest Runs.....	-
Most Runs.....	-
Fewest Walks.....	-
Strikeouts.....	-

35 Ryan Malzahn

2021 Season-Highs	
At-Bats.....	-
Runs.....	-
Hits.....	-
Doubles.....	-
Triples.....	-
Home Runs.....	-
RBI.....	-
Stolen Bases.....	-

36 Joey Kossina

2021 Season/Career-Highs	
Innings Pitched.....	3.0, at Arkansas (2/27/21)
Fewest Hits.....	1, 2x, last at Eastern Illinois (3/27/21)
Most Hits.....	5, vs. Illinois State (3/6/21)
Fewest Runs.....	0, 3x, last at Eastern Illinois (3/27/21)
Most Runs.....	4, vs. Illinois State (3/6/21)
Fewest Walks.....	0, 3x, last at Eastern Illinois (3/27/21)
Strikeouts.....	3, at Arkansas (2/27/21)

37 Hunter Ralls

2021 Season/Career-Highs	
Innings Pitched.....	3.2, vs. Jacksonville State (4/3/21)
Fewest Hits.....	0, 2x, last at Saint Louis (3/16/21)
Most Hits.....	6, at Arkansas (2/28/21)
Fewest Runs.....	0, 4x, last vs. Missouri State (3/30/21)
Most Runs.....	6, at Arkansas (2/28/21)
Fewest Walks.....	0, 5x, last vs. Missouri State (3/30/21)
Strikeouts.....	5, vs. Illinois State (3/7/21)

38 Hayden Malenfant

2021 Season-Highs	
Innings Pitched.....	2.1, at Eastern Illinois (3/27)
Fewest Hits.....	0, 2x, last vs. Austin Peay (3/20)
Most Hits.....	2, 2x, last vs. Jacksonville State (4/2)
Fewest Runs.....	0, 3x, last vs. Jacksonville State (4/2)
Most Runs.....	5, vs. Southern Illinois (3/24)
Fewest Walks.....	0, 2x, last vs. Jacksonville State (4/2)
Strikeouts.....	2, vs. Jacksonville State (4/2)

Career-Highs	
Innings Pitched.....	2.1, 2x, last at Eastern Illinois (3/27/21)
Fewest Hits.....	0, 4x, last vs. Austin Peay (3/20/21)
Most Hits.....	4, at UL Monroe (2/14/20)
Fewest Runs.....	0, 5x, last vs. Jacksonville State (4/2/21)
Most Runs.....	5, vs. Southern Illinois (3/24/21)
Fewest Walks.....	0, 5x, last vs. Jacksonville State (4/2/21)
Strikeouts.....	2, 2x, last vs. Jacksonville State (4/2/21)

44 Matt Peregó

2021 Season/Career-Highs	
Innings Pitched.....	1.2, at SIU Edwardsville (3/13/21)
Fewest Hits.....	0, 3x, last vs. Jacksonville State (4/3/21)
Most Hits.....	4, at Arkansas (2/27/21)
Fewest Runs.....	0, 4x, last vs. Jacksonville State (4/3/21)
Most Runs.....	3, vs. Missouri State (3/30/21)
Fewest Walks.....	0, 4x, last vs. Jacksonville State (4/3/21)
Strikeouts.....	2, 2x, last vs. Missouri State (3/30/21)

55 Noah Stone

2021 Season/Career-Highs	
Innings Pitched.....	-
Fewest Hits.....	-
Most Hits.....	-
Fewest Runs.....	-
Most Runs.....	-
Fewest Walks.....	-
Strikeouts.....	-



Game-by-Game Starting Lineups

<u>Opponent</u>	<u>P</u>	<u>C</u>	<u>1B</u>	<u>2B</u>	<u>3B</u>	<u>SS</u>	<u>LF</u>	<u>CF</u>	<u>RF</u>	<u>DH</u>
South Alabama	Dodd	W. Stauss	Blazevic	Basler	Leeper	Wilber	Keck	Wright	Jacobsen	Andrews
South Alabama	Niznik	W. Stauss	Blazevic	Basler	Leeper	Wilber	Keck	Wright	Jacobsen	Andrews
South Alabama	Vogt	W. Stauss	Blazevic	Basler	Leeper	Wilber	T. Stauss	Wright	Keck	Andrews
Arkansas	Dodd	Keck	Blazevic	Basler	Leeper	Wilber	T. Stauss	Wright	Zivic	Andrews
Arkansas	Niznik	Keck	Blazevic	Basler	Leeper	Wilber	T. Stauss	Wright	Zivic	Andrews
Arkansas	Vogt	Keck	Blazevic	Basler	Leeper	Wilber	T. Stauss	Wright	Mason	Andrews
Arkansas	Williams	Keck	Blazevic	Basler	Leeper	Wilber	T. Stauss	Wright	Mason	Andrews
Illinois State	Dodd	W. Stauss	Blazevic	Basler	Leeper	Wilber	T. Stauss	Mason	Keck	Andrews
Illinois State	Niznik	W. Stauss	Blazevic	Basler	Leeper	Wilber	T. Stauss	Mason	Keck	Andrews
Illinois State	Kossina	Keck	Blazevic	Basler	Leeper	Wilber	T. Stauss	Graber	Zivic	Andrews
Illinois State	Miller	W. Stauss	Blazevic	Basler	Leeper	Wilber	T. Stauss	Wright	Keck	Andrews
SIU Edwardsville	Dodd	W. Stauss	Blazevic	Basler	Leeper	Wilber	T. Stauss	Wright	Keck	Mason
SIU Edwardsville	Niznik	W. Stauss	Blazevic	Basler	Leeper	Wilber	T. Stauss	Wright	Keck	Andrews
SIU Edwardsville	Miller	Keck	Blazevic	Basler	Leeper	Wilber	T. Stauss	Wright	Jacobsen	W. Stauss
Saint Louis	Ralls	W. Stauss	Blazevic	Basler	Leeper	Wilber	T. Stauss	Wright	Keck	Andrews
Austin Peay	Dodd	W. Stauss	Blazevic	Basler	Leeper	Wilber	T. Stauss	Wright	Keck	Zivic
Austin Peay	Niznik	W. Stauss	Blazevic	Basler	Leeper	Wilber	T. Stauss	Wright	Keck	Sperling
Austin Peay	Miller	Keck	Blazevic	Basler	Leeper	Wilber	Zivic	Wright	Mason	W. Stauss
Southern Illinois	Ralls	W. Stauss	Blazevic	Basler	Leeper	Wilber	T. Stauss	Wright	Mason	Keck
Eastern Illinois	Dodd	W. Stauss	Blazevic	Basler	Leeper	Wilber	Mason	Wright	Keck	Sperling
Eastern Illinois	Miller	W. Stauss	Blazevic	Basler	Leeper	Wilber	Mason	Wright	Keck	Andrews
Eastern Illinois	Niznik	Keck	Blazevic	Basler	Leeper	Wilber	Graber	Wright	Mason	W. Stauss
Missouri State	Grossius	W. Stauss	Blazevic	Basler	Leeper	Wilber	Mason	Wright	Keck	Andrews
Jacksonville State	Dodd	W. Stauss	Blazevic	Basler	Leeper	Wilber	Mason	Wright	Keck	Andrews
Jacksonville State	Niznik	Keck	Blazevic	Basler	Leeper	Wilber	Mason	Wright	Jacobsen	W. Stauss
Jacksonville State	Wilma	W. Stauss	Blazevic	Basler	Leeper	Wilber	T. Stauss	Mason	Keck	Sperling
Murray State										
Murray State										
Murray State										
UT Martin										
Tennessee Tech										
Tennessee Tech										
Tennessee Tech										
Missouri State										
Missouri State										
Missouri State										
Missouri State										
Austin Peay										
Belmont										
Belmont										
Belmont										
Eastern Kentucky										
Eastern Kentucky										
Eastern Kentucky										
Morehead State										
Morehead State										
Morehead State										
UT Martin										
UT Martin										
UT Martin										

SOUTHEAST MISSOURI BASEBALL NOTES // MURRAY STATE



Game-by-Game Hitting

Opponent	AB	R	H	RBI	2B	3B	HR	BB	IBB	SB	CS	HBP	SAC	SF	GDP	K	PQ	A	E	Avg
Southeast Missouri	31	4	7	4	1	0	0	3	0	1	1	2	3	0	1	10	27	10	0	.226
South Alabama	31	2	5	2	2	0	1	2	0	1	0	0	0	1	0	13	27	10	3	.161
Southeast Missouri	36	5	10	2	1	1	0	2	0	1	0	1	1	0	1	13	24	12	2	.254
South Alabama	27	6	6	4	1	0	0	9	0	1	1	1	3	0	0	5	27	9	2	.190
Southeast Missouri	39	8	11	7	1	0	2	5	0	5	0	0	1	2	0	13	30	14	0	.264
South Alabama	30	6	8	6	1	0	1	6	0	1	0	1	4	1	1	7	30	9	2	.216
Southeast Missouri	37	5	9	4	0	1	0	3	0	2	1	1	0	0	0	10	28	7	0	.259
Arkansas	37	6	9	6	1	0	2	4	0	0	0	3	0	1	0	13	30	15	0	.224
Southeast Missouri	31	3	5	3	0	0	0	6	0	2	0	0	0	0	0	8	24	6	0	.241
Arkansas	32	7	8	7	0	1	4	0	0	1	0	3	0	0	0	7	27	12	9	.229
Southeast Missouri	33	3	6	3	0	0	1	5	0	1	0	0	0	0	0	13	24	6	1	.232
Arkansas	39	9	15	7	4	0	1	6	0	4	0	0	0	0	0	9	27	9	1	.260
Southeast Missouri	19	4	4	4	0	0	1	5	0	5	0	0	0	0	0	6	12	5	2	.230
Arkansas	25	11	12	9	6	0	3	4	0	2	0	0	0	0	0	3	15	8	0	.285
Southeast Missouri	36	4	11	4	3	0	0	5	0	1	0	3	2	0	0	10	30	14	1	.240
Illinois State	39	3	11	3	2	0	0	2	1	2	0	0	1	0	1	12	29	8	1	.285
Southeast Missouri	23	5	6	5	0	1	2	3	0	0	1	0	0	1	0	5	21	10	1	.242
Illinois State	29	1	8	1	2	0	0	0	0	0	0	0	0	0	1	4	18	6	1	.284
Southeast Missouri	24	1	4	1	0	1	0	0	0	0	0	0	0	0	1	7	21	8	2	.236
Illinois State	38	13	16	12	3	0	2	3	0	1	0	0	0	0	1	9	21	8	0	.300
Southeast Missouri	31	8	11	8	1	0	1	3	0	0	0	0	1	0	0	4	27	8	0	.244
Illinois State	34	1	8	1	1	0	1	1	0	0	0	0	0	0	0	8	24	12	1	.294
Southeast Missouri	27	2	5	2	0	0	0	4	0	1	0	0	1	2	1	10	24	6	1	.243
SIU Edwardsville	34	6	9	6	5	1	0	3	0	0	0	1	0	0	0	14	27	13	0	.291
Southeast Missouri	35	6	7	5	0	0	0	6	0	3	0	1	1	1	0	7	30	9	0	.239
SIU Edwardsville	40	3	13	3	1	0	0	5	0	1	0	0	0	1	1	13	30	13	0	.294
Southeast Missouri	32	6	8	6	2	0	1	1	0	3	2	1	0	1	0	8	27	5	1	.240
SIU Edwardsville	37	4	11	4	3	0	0	0	0	0	0	1	0	1	0	10	27	10	0	.294
Southeast Missouri	34	8	7	7	1	0	1	6	0	2	0	3	1	0	1	5	27	8	0	.237
Saint Louis	31	6	7	5	2	0	0	6	0	2	1	2	0	2	0	8	27	14	2	.290
Southeast Missouri	28	6	5	5	1	0	0	8	0	3	0	0	0	0	1	6	27	11	4	.234
Austin Peay	33	3	4	2	0	0	0	3	0	1	0	0	0	0	0	12	24	8	1	.280
Southeast Missouri	39	6	10	6	1	0	1	3	0	1	0	1	0	1	1	6	33	12	0	.236
Austin Peay	39	5	8	5	2	0	2	6	0	1	0	0	0	0	1	6	31	13	0	.275
Southeast Missouri	48	11	12	7	2	0	1	8	0	0	3	2	1	0	0	8	36	17	2	.237
Austin Peay	51	12	19	11	6	2	1	2	0	5	4	2	1	0	1	13	36	14	7	.283
Southeast Missouri	36	4	8	3	0	0	0	10	0	0	0	0	0	0	0	8	27	10	1	.236
Southern Illinois	44	21	17	19	4	0	3	13	0	2	0	2	0	0	1	8	27	12	1	.290
Southeast Missouri	35	3	9	3	3	0	1	2	0	2	0	1	0	0	0	5	27	11	1	.237
Eastern Illinois	33	2	8	2	0	0	0	1	0	1	0	0	1	0	0	10	27	15	1	.287
Southeast Missouri	35	2	11	2	0	0	0	0	0	1	0	1	1	0	0	11	24	11	3	.241
Eastern Illinois	31	9	8	8	3	0	0	8	0	0	0	0	0	2	0	4	27	11	2	.286
Southeast Missouri	35	4	11	3	3	0	0	1	0	0	0	0	1	0	0	7	24	14	2	.244
Eastern Illinois	34	8	11	8	2	0	1	2	0	1	1	1	1	0	0	2	27	14	1	.288
Southeast Missouri	41	8	13	8	2	1	1	7	1	2	1	2	0	0	1	9	30	10	0	.248
Missouri State	38	9	11	8	2	0	2	2	0	0	0	1	1	1	0	10	30	13	1	.288
Southeast Missouri	34	6	9	6	2	0	0	5	0	1	0	0	1	0	0	11	27	9	0	.249
Jacksonville State	37	5	11	5	2	0	1	1	0	0	0	0	0	1	0	10	24	4	2	.288
Southeast Missouri	35	4	12	4	3	0	1	2	0	0	1	3	0	1	3	8	27	13	1	.253
Jacksonville State	34	8	10	7	2	0	3	4	0	0	0	3	2	0	1	6	27	14	2	.288
Southeast Missouri	31	8	9	7	3	0	1	7	0	2	0	2	1	2	0	7	27	13	0	.254
Jacksonville State	33	3	8	2	2	0	0	5	0	0	0	2	0	0	2	6	24	4	1	.287
Southeast Missouri																				
Murray State																				
Southeast Missouri																				
Murray State																				



SOUTHEAST MISSOURI BASEBALL NOTES // MURRAY STATE

Game-by-Game Hitting

Opponent	AB	R	H	RBI	2B	3B	HR	BB	IBB	SB	CS	HBP	SAC	SF	GDP	K	PQ	A	E	Avg
Southeast Missouri Murray State																				
Southeast Missouri UT Martin																				
Southeast Missouri Tennessee Tech																				
Southeast Missouri Tennessee Tech																				
Southeast Missouri Tennessee Tech																				
Southeast Missouri Missouri State																				
Southeast Missouri Missouri State																				
Southeast Missouri Missouri State																				
Southeast Missouri Missouri State																				
Southeast Missouri Austin Peay																				
Southeast Missouri Belmont																				
Southeast Missouri Belmont																				
Southeast Missouri Belmont																				
Southeast Missouri Eastern Kentucky																				
Southeast Missouri Eastern Kentucky																				
Southeast Missouri Eastern Kentucky																				
Southeast Missouri Morehead State																				
Southeast Missouri Morehead State																				
Southeast Missouri Morehead State																				
Southeast Missouri UT Martin																				
Southeast Missouri UT Martin																				
Southeast Missouri UT Martin																				



Game-by-Game Pitching

Opponent	IP	H	R	ER	BB	SO	2B	3B	HR	WP	BK	HBP	DP	IBB	Score	W-L	SV	ERA
Southeast Missouri	9.0	5	2	2	2	13	2	0	1	2	0	0	0	0	4-2	1-0	1	2.00
South Alabama	9.0	7	4	4	3	10	1	0	0	2	0	2	2	0	2-4	0-1	0	4.00
Southeast Missouri	8.0	6	6	4	9	5	1	0	0	4	0	1	0	0	5-6	1-1	1	3.18
South Alabama	9.0	10	5	3	2	13	1	1	0	1	0	1	1	0	6-5	1-1	1	3.50
Southeast Missouri	10.0	8	6	6	6	7	1	0	1	4	0	1	2	0	8-6	2-1	1	4.00
South Alabama	10.0	11	8	8	5	13	1	0	2	2	0	0	0	0	6-8	1-2	1	4.82
Southeast Missouri	9.1	9	6	6	4	13	1	0	2	0	0	3	0	0	5-6	2-2	1	4.46
Arkansas	10.0	9	5	5	3	10	0	1	0	0	1	1	1	0	6-5	2-2	1	4.74
Southeast Missouri	8.0	8	7	7	0	7	0	1	4	0	0	3	0	0	3-7	2-3	1	5.08
Arkansas	9.0	5	3	2	6	8	0	0	0	2	0	0	1	0	7-3	3-2	1	4.21
Southeast Missouri	8.0	15	9	9	6	9	4	0	1	6	0	0	0	0	3-9	2-4	1	5.85
Arkansas	9.0	6	3	3	5	13	0	0	1	1	0	0	1	0	9-3	4-2	1	4.02
Southeast Missouri	4.0	12	11	9	4	3	6	0	3	0	0	0	1	0	4-11	2-5	1	6.87
Arkansas	5.0	4	4	4	5	6	0	0	1	1	0	0	1	0	11-4	5-2	1	4.28
Southeast Missouri	10.0	11	3	2	2	12	2	0	0	0	0	0	1	1	4-3	3-5	1	6.11
Illinois State	9.2	11	4	4	5	10	3	0	0	2	0	3	0	0	3-4	5-3	1	4.20
Southeast Missouri	7.0	8	1	1	0	4	2	0	0	0	0	0	1	0	5-1	4-5	1	5.65
Illinois State	6.0	6	5	5	3	5	0	1	2	0	0	0	0	0	1-5	5-4	1	4.46
Southeast Missouri	7.0	16	13	12	3	9	3	0	2	2	1	0	1	0	1-13	4-6	1	6.50
Illinois State	7.0	4	1	1	0	7	0	1	0	0	0	0	1	0	13-1	6-4	1	4.20
Southeast Missouri	9.0	8	1	1	1	8	1	0	1	0	0	0	0	0	8-1	5-6	2	5.94
Illinois State	8.0	11	8	7	3	4	1	0	1	0	0	0	0	0	1-8	6-5	1	4.52
Southeast Missouri	8.0	9	6	5	3	14	5	1	0	1	0	1	0	0	2-6	5-7	2	5.92
SIU Edwardsville	9.0	5	2	2	4	10	0	0	0	1	0	0	1	0	6-2	7-5	2	4.29
Southeast Missouri	10.0	13	3	3	5	13	1	0	0	1	0	0	1	0	6-3	6-7	2	5.62
SIU Edwardsville	10.0	7	6	6	6	7	0	0	0	1	0	1	0	0	3-6	7-6	2	4.39
Southeast Missouri	9.0	11	4	3	0	10	3	0	0	1	0	1	0	0	6-4	7-7	3	5.42
SIU Edwardsville	9.0	8	6	6	1	8	2	0	1	0	0	1	0	0	4-6	7-7	2	4.51
Southeast Missouri	9.0	7	6	6	6	8	2	0	0	3	0	2	0	0	8-6	8-7	4	5.46
Saint Louis	9.0	7	8	7	6	5	1	0	1	1	0	3	1	0	6-8	7-8	2	4.69
Southeast Missouri	9.0	4	3	0	3	12	0	0	0	4	0	0	1	0	6-3	9-7	5	5.09
Austin Peay	8.0	5	6	5	8	6	1	0	0	1	0	0	1	0	3-6	7-9	2	4.74
Southeast Missouri	11.0	8	5	5	6	6	2	0	2	2	0	0	1	0	6-5	10-7	5	5.02
Austin Peay	10.1	10	6	6	3	6	1	0	1	1	0	1	1	0	5-6	7-10	2	4.78
Southeast Missouri	12.0	19	12	11	2	13	6	2	1	1	0	2	1	0	11-12	10-8	5	5.26
Austin Peay	12.0	12	11	4	8	8	2	0	1	2	0	2	0	0	12-11	8-10	2	4.64
Southeast Missouri	9.0	17	21	20	13	8	4	0	3	4	0	2	1	0	4-21	10-9	5	6.06
Southern Illinois	9.0	8	4	3	10	8	0	0	0	3	0	0	0	0	21-4	9-10	2	4.55
Southeast Missouri	9.0	8	2	2	1	10	0	0	0	0	0	0	2	0	3-2	11-9	6	5.85
Eastern Illinois	9.0	9	3	2	2	5	3	0	1	1	0	1	1	0	2-3	9-11	2	4.42
Southeast Missouri	8.0	8	9	7	8	4	3	0	0	3	1	0	1	0	2-9	11-10	6	5.94
Eastern Illinois	9.0	11	2	2	0	11	0	0	0	0	0	1	2	0	9-2	10-11	2	4.31
Southeast Missouri	8.0	11	8	7	2	2	2	0	1	2	0	1	0	0	4-8	11-11	6	6.02
Eastern Illinois	9.0	11	4	1	1	7	3	0	0	1	0	0	1	0	8-4	11-11	3	4.15
Southeast Missouri	10.0	11	9	8	2	10	2	0	2	1	0	1	0	0	8-9	11-12	6	6.08
Missouri State	10.0	13	8	7	7	9	2	1	1	0	0	2	1	1	9-8	12-11	3	4.26
Southeast Missouri	9.0	11	5	5	1	10	2	0	1	2	0	0	0	0	6-5	12-12	7	6.03
Jacksonville State	8.0	9	6	4	5	11	2	0	0	3	0	0	0	0	5-6	12-12	3	4.27
Southeast Missouri	9.0	10	8	7	4	6	2	0	3	0	0	3	1	0	4-8	12-13	7	6.07
Jacksonville State	9.0	12	4	4	2	8	3	0	1	0	0	3	3	0	8-4	13-12	4	4.26
Southeast Missouri	9.0	8	3	3	5	6	2	0	0	1	0	2	2	0	8-3	13-13	7	5.95
Jacksonville State	8.0	9	8	5	7	7	3	0	1	2	0	2	0	0	3-8	13-13	4	4.30
Southeast Missouri																		
Murray State																		
Southeast Missouri																		
Murray State																		



Game-by-Game Pitching

Opponent	IP	H	R	ER	BB	SO	2B	3B	HR	WP	BK	HBP	DP	IBB	Score	W-L	SV	ERA
Southeast Missouri Murray State																		
Southeast Missouri UT Martin																		
Southeast Missouri Tennessee Tech																		
Southeast Missouri Tennessee Tech																		
Southeast Missouri Tennessee Tech																		
Southeast Missouri Missouri State																		
Southeast Missouri Missouri State																		
Southeast Missouri Missouri State																		
Southeast Missouri Missouri State																		
Southeast Missouri Austin Peay																		
Southeast Missouri Belmont																		
Southeast Missouri Belmont																		
Southeast Missouri Belmont																		
Southeast Missouri Eastern Kentucky																		
Southeast Missouri Eastern Kentucky																		
Southeast Missouri Eastern Kentucky																		
Southeast Missouri Morehead State																		
Southeast Missouri Morehead State																		
Southeast Missouri Morehead State																		
Southeast Missouri UT Martin																		
Southeast Missouri UT Martin																		
Southeast Missouri UT Martin																		



Southeast Missouri's Record

Overall.....	13-13
At Home.....	7-5
On the Road.....	6-8
At Neutral Sites.....	0-0
Against Non-OVC Opponents.....	6-8
Against OVC Opponents.....	7-5
In Home OVC Games.....	4-2
In Away OVC Games.....	3-3
vs. Ranked Teams.....	0-5
In February.....	2-5
In March.....	9-7
In April.....	2-1
In May.....	0-0
On Mondays.....	0-0
On Tuesdays.....	1-1
On Wednesdays.....	0-1
On Thursdays.....	0-1
On Fridays.....	5-2
On Saturdays.....	5-7
On Sundays.....	2-1
In Day Games.....	11-12
In Night Games.....	2-1
In Extra Inning Games.....	4-3
When Redhawks Score First.....	6-8
When Opponents Score First.....	7-5
vs. Left-Handed Starter.....	5-5
vs. Right-Handed Starter.....	8-8
In 1-Run Games.....	4-4
In 2-Run Games.....	4-0
In 5+ Run Games.....	2-5
Shutouts.....	0-0
When Leading After Six Innings.....	8-4
When Trailing After Six Innings.....	5-8
When Tied After Six Innings.....	0-0
When Redhawks Starter Goes 6 or more Innings.....	7-1
When Redhawks Get 10 or more Hits.....	4-6
When Redhawks Outhit Opponents.....	7-4
When Redhawks Get Outhit.....	4-7
When Hits are Tied.....	2-2
When Scoring 0-2 Runs.....	0-3
When Scoring 3-5 Runs.....	4-8
When Scoring 6-9 Runs.....	9-1
When Scoring 10+ Runs.....	0-1
When Opponents Score 0-2 Runs.....	4-0
When Opponents Score 3-5 Runs.....	7-0
When Opponents Score 6-9 Runs.....	2-9
When Opponents Score 10+ Runs.....	0-4
Without Hitting a Home Run.....	5-8
When Hitting 1 Home Run.....	6-5
When Hitting 2+ Home Runs.....	2-0
Committing 0 Errors.....	8-3
Committing 1 Error.....	4-4
Committing 2+ Errors.....	1-6

Honors & Awards

Preseason All-OVC

Dylan Dodd, LHP
Tyler Wilber, SS

D1Baseball Top-100 Shortstops

Tyler Wilber, #17

OVC Player of the Week

Austin Blazeovic, 1B, Feb. 22
Tyler Wilber, SS, Apr. 5

OVC Pitcher of the Week

Dylan Dodd, LHP, Feb. 22