



2021 SOUTHEAST MISSOURI SOFTBALL

Games
36-38



Schedule

February (2-8)

13	at Auburn	SECN+	L, 0-8 (5)
13	at Auburn	SECN+	L, 1-5
14	at Auburn		L, 1-3
20	at #23 Tennessee		L, 0-7
21	at #23 Tennessee		L, 3-5
26	vs. North Dakota State !		W, 6-2
26	at #21 Arkansas !		L, 3-9
27	vs. Texas Tech !		W, 5-3
27	at #21 Arkansas !		L, 3-6
28	vs. Texas Tech !		L, 1-7

March (13-2, 11-1 OVC)

5	Austin Peay*		W, 6-5
6	Austin Peay (DH)*		L, 3-4; W 8-0 (5)
12	at Tennessee Tech (DH)*		W, 7-0; W, 4-1
13	at Tennessee Tech*		W, 8-4
16	at Southern Illinois		L, 2-6
17	Missouri State	ESPN+	Canceled
20	at Belmont (DH)*		W, 8-2; W, 6-0
21	at Belmont*		W, 8-4
24	at Saint Louis		W, 6-1
26	Morehead State* ESPN+		W, 8-0 (5)
27	Morehead State (DH)* ESPN+		W, 10-0 (5); W, 9-1 (5)
31	Southern Illinois		W, 5-0

April (6-4, 5-4 OVC)

2	Eastern Illinois*		W, 7-0
3	Eastern Illinois (DH)*		W, 3-0; L, 1-5
7	at Kansas City (DH)		Canceled
10	at SIU Edwardsville*		W, 11-2 (5)
11	at SIU Edwardsville (DH)* ESPN+		W, 4-2; L, 5-6 (8)
14	Saint Louis	ESPN+	W, 2-0
17	Eastern Kentucky (DH)*		W, 8-0 (5); L, 2-6
18	Eastern Kentucky*		L, 1-4
24	at Tennessee State (DH)*		Canceled
25	at Tennessee State*		Canceled
28	UT Martin (DH)* ESPN+		Postponed

May (0-0, 0-0 OVC)

1	Murray State (DH)* ESPN+		2 p.m.
2	Murray State* ESPN+		1 p.m.
4	at UT Martin (DH)*		3 p.m.
8	at Jacksonville State (DH)*		1 p.m.
9	at Jacksonville State*		1 p.m.
13-15	OVC Tournament (Oxford, Ala.)		TBA

All times Central and Subject to Change;
Home Games in **Bold**; * - Denotes Ohio Valley
Conference Game; ! - Arkansas Tournament
(Fayetteville, Ark.)

Murray State (19-26, 16-12) vs. Southeast Missouri (21-14, 16-5)

Follow the Redhawks

Video.....ESPN+
Live Stats.....GoSoutheast.com
Twitter.....@SEMOsoftball

Dates.....May 1-2, 2021
Schedule.....May 1, 2 p.m., CT (DH)
May 2, 1 p.m. CT
Location.....Cape Girardeau, Mo.
Facility.....Southeast Softball Complex
Series History.....MSU leads, 16-10
Last Meeting.....SEMO 9, MSU 1 (5)
(Apr. 15, 2019 | Cape Girardeau, Mo.)

Head Coaches.....Mark Redburn (384-393 overall; 170-144 at SEMO; 78-60 OVC).
Kara Amundson (228-220 overall; 228-220 at MSU).

Strategic Communications

Jeff Honza, Assistant Director of Athletics
Office Phone.....(573) 651-2933
Mobile.....(618) 528-1145
Email.....redhawk1@me.com

Redhawks Host Murray State

Southeast Missouri (21-14, 16-5) hosts Murray State (19-26, 16-12) in Ohio Valley Conference action this weekend. The Redhawks and Racers play a 2 p.m. doubleheader Saturday, followed by a single game at 1 p.m., CT Sunday.

Follow the Redhawks

All three games of this weekend's series will air live on ESPN+. Live stats will be available at GoSoutheast.com. Twitter updates provided @SEMOsoftball.

Series History

Saturday marks the 27th meeting between Southeast Missouri and Murray State. MSU holds a 16-10 lead in the all-time series. The Redhawks won three of the last four matchups between these teams.

Hot Redhawks

Since the start of March, the Redhawks have gone 19-6. Southeast Missouri swept Tennessee Tech, Belmont and Morehead State, and posted series wins against six of the seven Ohio Valley Conference teams it has faced thus far. The Redhawks won 12-straight conference games before their 5-1 loss to Eastern Illinois (Apr. 3). That OVC winning streak is the longest in the league to date. SEMO's 13-1 OVC start marked its best with Mark Redburn at the helm.

Ellis Close to Home Run Record

Ashley Ellis, who broke Southeast Missouri's single-season home run record with 17 bombs in 2019, is chasing the school's all-time career home run record. Ellis currently ranks second with 47 home runs. She needs two more to surpass Michelle Summers (48, 2005-08) for

the all-time mark. Ellis ranks 18th in the nation in home runs this year.

Anderson Gets Another Record

Rachel Anderson broke her sixth different Southeast Missouri career record this season when she passed Sarah Messex (216, 2016-19) for the all-time mark in games started. Anderson has never missed a start in her 219 career games and established the new record against Eastern Kentucky on Apr. 17. She is the school's all-time career leader in triples (30), batting average (.415), slugging percentage (.704), on-base percentage (.507), hits (265), walks (104), RBI (154), total bases (449) and runs scored (167). Anderson also claimed SEMO's career records in hits, walks, RBI, total bases and runs scored in 2021.

OVC Standings

Southeast Missouri (16-5) is in second place in the Ohio Valley Conference standings behind Eastern Kentucky (21-5). The Redhawks have just one series loss in OVC play and that came against the league-leading Colonels on Apr. 17-18. Murray State (16-12) is fifth in the right behind Jacksonville State (17-11).



Southeast Missouri or SEMO is the preferred reference for Southeast Missouri State University athletic teams. Southeastern Missouri State is not an acceptable reference.



Senior Day

Southeast Missouri will honor its seniors prior to first pitch of Saturday's 2 p.m., CT doubleheader. Student manager Jessica Gilbert, center fielder Rachel Anderson, outfielder Danina Marton, third baseman Austine Pauley and first baseman Ashley Ellis will be recognized during a special presentation.

Tennessee State Series Canceled

The Redhawks series at Tennessee State, scheduled for Apr. 25-26, was canceled. Southeast Missouri and TSU were scheduled to play in Nashville, but the series was not contested due to COVID protocols in the Tigers program. The games will not be made up and go as no contest in the Ohio Valley Conference standings.

20-Game Winners

The Redhawks picked up their 20th win of the season when they beat Saint Louis, 2-0, on Apr. 14. Southeast Missouri (21-14) is one of five teams in the Ohio Valley Conference with 20 or more wins this season along with Eastern Kentucky (31-11), Austin Peay (23-13), UT Martin (24-14) and Eastern Illinois (21-17).

Shut Them Out

Southeast Missouri has been involved in 12 shutouts this season and is 10-2 in those contests. SEMO blanked its opponent in seven of the last 14 games outscoring opponents by a combined 43-0 in those victories.

RPI Update

The Redhawks are ranked 66th in NCAA Division I Softball RPI (through games Apr. 25). Southeast Missouri has the highest RPI of any softball team in the Ohio Valley Conference. Eastern Kentucky (68) and Austin Peay (108) are the next closest OVC schools. The Redhawks have one win over a team ahead of them in the RPI rankings. SEMO beat Southern Illinois (46) on Mar. 31.

Sixth Shutout

Rachel Rook tossed her Ohio Valley Conference leading sixth shutout of the season vs. Eastern Kentucky (Apr. 17). Rook was strong out of the gate retiring the first 11 hitters she faced. She struck out seven, walked none and allowed just three hits in five innings.

Rook currently ranks ninth among Southeast Missouri's all-time career leaders with 11 shutouts.

Rickermann Delivers

Freshman Abigail Rickermann broke a scoreless drought when she delivered a pinch-hit RBI-single in the bottom of the sixth inning to help send Southeast Missouri to a 2-0 victory over Saint Louis (Apr. 14). With a runner on second base, Rickermann came to the plate and singled to center to score Rachel Anderson. She then later scored on an error. Rickermann singled in five of her last seven games. Four of those singles came when she pinch hit.

Wrigley Hitting Streak Ends at 15 Games

Freshman Kynzie Wrigley saw her 15-game hitting streak come to an end against Eastern Kentucky (Apr. 18). Wrigley's hitting streak initially began on Mar. 20. She collected multiple hits five times during that stretch. Wrigley's hitting streak was the longest of any Redhawk this season.

Conference Win Streak Ends at 12 Games

Southeast Missouri's Ohio Valley Conference best 12-game winning streak in league games came to an end when the Redhawks dropped their series finale against Eastern Illinois (Apr. 3). The conference winning streak was SEMO's longest since the Redhawks won 13-straight in 2009.

League Play

Southeast Missouri leads the league in batting average (.348) and ERA (1.78) in Ohio Valley Conference games this season. Ashley Ellis is second with 11 home runs and third in slugging percentage (.952) through 21 conference games. Rachel Rook paves the way with 90 strikeouts (8.3 per game) and five shutouts. Jillian Anderson is tied for second in doubles (9) and Rook tops the conference with a .173 opposing batting average in league games.

All 35 Games

Three players, including Rachel Anderson, Ashley Ellis and Kaylee Anderson have started all 35 games this season. R. Anderson is second on the team in batting average (.382)

2021 OVC Standings (as of Apr. 27)

School	Conference				Overall			
	W	L	T	Pct.	W	L	T	Pct.
Eastern Kentucky	21	5	0	.808	30	11	0	.732
Southeast Missouri	16	5	0	.762	21	14	0	.600
Austin Peay	18	10	0	.643	23	12	0	.657
Jacksonville State	17	11	0	.607	19	21	0	.475
Murray State	16	12	0	.571	19	25	0	.432
UT Martin	13	10	0	.565	24	14	0	.632
Eastern Illinois	12	12	0	.500	21	17	0	.553
SIUE	12	14	0	.462	12	21	0	.364
Tennessee Tech	12	15	0	.444	18	24	0	.429
Belmont	8	17	0	.320	12	22	0	.353
Tennessee State	4	21	0	.160	8	27	0	.229
Morehead State	3	20	0	.130	11	24	0	.314

This Weekend's Schedule

Friday, April 30

Austin Peay at UT Martin*, 4 p.m.

-

Saturday, May 1

Eastern Illinois at Eastern Kentucky* (DH), 12 p.m.

SIUE at Morehead State* (DH), 12 p.m.

Austin Peay at UT Martin* (DH), 1 p.m.

Jacksonville State at Tennessee State* (DH), 1 p.m.

Tennessee Tech at Belmont* (DH), 1 p.m.

Murray State at Southeast Missouri* (DH), 2 p.m.

Sunday, May 2

Eastern Illinois at Eastern Kentucky*, 12 p.m.

SIUE at Morehead State*, 12 p.m.

Jacksonville State at Tennessee State*, 1 p.m.

Murray State at Southeast Missouri*, 1 p.m.

Tennessee Tech at Belmont*, 1 p.m.



and leads the Redhawks in hits (39), runs (24) and on-base percentage (.496). Ellis tops the team with 13 home runs, 35 RBI and a .727 slugging percentage. K. Anderson is second on the team in runs scored (23) and home runs (8).

Over .300

Six of Southeast Missouri's starters are hitting over .300 this season and three of them are freshmen. Katie Dreiling (.393) leads the Redhawks, while fellow rookies Kynzie Wrigley (.360) and Jillian Anderson (.323) are third and fifth, respectively. Senior Rachel Anderson (.382) is second on the team, sophomore Alyson Tucker (.333) is fourth and senior Ashley Ellis (.303) rounds out that group.

Home Run Power

Ashley Ellis homered eight times in her last 14 games. Ellis hit two home runs vs. Morehead State (Mar. 27) and Eastern Illinois (Apr. 2) during that stretch. Thirteen of her 30 hits this season have come on the long ball. Ellis is third in the Ohio Valley Conference with 13 home runs.

Holman Sparkles

Paytience Holman threw a two-hit shutout with six strikeouts to lead Southeast Missouri to a 3-0 win over Eastern Illinois (Apr. 3). Holman no-hit EIU for six innings as the Panthers had their only hits in the third, only one of which left the infield. It was her third shutout and fourth complete game of the season.

First to 100 Strikeouts

Rachel Rook became the first pitcher in the Ohio Valley Conference to get to 100 strikeouts this season. Rook leads the league and ranks 33rd in the nation with 142 strikeouts. She is one of three OVC pitchers with over 100 Ks this year. Murray State's Hannah James (123) and Jacksonville State's Reagan Watkins (104) are the others.

What a Month

The Redhawks finished March with a 13-2 record, their second-best March record under Head Coach Mark Redburn. Redburn's best record in that month came during the 2019 campaign (16-2). In the last four years,

Southeast Missouri went a combined 44-14 in March.

Anderson Breaks Two More Career Records

Rachel Anderson has broken six of Southeast Missouri's all-time career records this season. Anderson, who broke program records in hits (265), walks (104) and RBI (154) earlier in the year, established new career marks in runs scored (167) and total bases (449). She got the total bases record vs. Morehead State (Mar. 26) and the runs record vs. Southern Illinois (Mar. 31). Most recently, Anderson broke the program's all-time career record in games started (219) vs. Eastern Kentucky (Apr. 17).

Putting Up the Runs

Southeast Missouri has scored 127 runs for an average of six per game in 21 Ohio Valley Conference contests this season. The Redhawks 127 runs in league games are second in the OVC behind Austin Peay (139). SEMO is outscoring its opponents by a +81 (127-46) margin. SEMO also hit 27 home runs during that span which rank second in OVC games.

Redhawks Blank Southern Illinois

Rachel Rook pitched a two-hit shutout with nine strikeouts to lead Southeast Missouri to a 5-0 victory over longtime rival Southern Illinois (Mar. 31). SEMO and SIU split a home-and-home series this season. The Redhawks shutout the Salukis for the first time in 20 years. SIU is now 23-6 overall and is 48th on the NCAA Division I softball RPI list.

Ellis and Rook Win OVC Honors

Southeast Missouri won a pair of Ohio Valley Conference honors on Mar. 29. Senior Ashley Ellis was named the league's Player of the Week and junior Rachel Rook won her second-straight OVC Pitcher of the Week award on Mar. 29. A native of Arnold, Missouri, Ellis hit .625 with four runs scored, four home runs and 10 RBI to lead SEMO to four wins last week. She homered in all three games of the Redhawks series sweep of Morehead State (Mar. 26-27). Ellis added two round-trippers and matched a career-high five RBI in game two of that series for her second multi-home run game this season. For the week, Ellis

boasted a 2.125 slugging percentage and .700 on-base percentage with all but one of her hits coming on the long ball. She leads SEMO and ranks third in the Ohio Valley Conference with nine home runs in 2021. Rook, who hails from Republic, Missouri, went 2-0 with a 1.00 ERA, a shutout and one save in three appearances and two starts. Rook, who has won in each of her last seven starts, tossed a one-hit five-inning shutout with seven strikeouts against Morehead State (Mar. 26). A day later, she added her second complete game win of the week when she struck out five in six innings to beat the Eagles on Mar. 27. Rook also came on in relief to pitch three innings with seven strikeouts en route to earning her first save of the season at Saint Louis (Mar. 24). She recorded 19 strikeouts and walked only one for the week. SEMO swept the league's weekly honors for the first time since 2010. Renee Kertz (Player of the Week) and Whitney Dupuis (Pitcher of the Week) were the last to accomplish the feat on Feb. 15 that year. Ellis and Rook have each won two OVC weekly accolades this season.

Rook Clears 300 Strikeouts

Rachel Rook went over 300 against Eastern Illinois (Apr. 2). Rook now has 346 career strikeouts, including 142 this season. She ranks fifth all-time among SEMO's career strikeout leaders.

Rook Gets 10th Win

Rachel Rook picked up her 10th win of the season when she tossed her two-hit shutout vs. Southern Illinois (Mar. 31). Rook, who holds a record of 14-8, leads the Ohio Valley Conference in wins. She has also thrown nine complete games and six shutouts this season. Rook is also 10-3 in Ohio Valley Conference play and ranks 10th in the nation in shutouts and 21st in wins. Her 14 wins in 2021 are the most in a season during Rook's career.

Ellis Passes 200 Career Starts

Ashley Ellis recently joined Rachel Anderson with over 200 career starts in a Redhawk uniform. Ellis has 216 starts to date. She carries a streak of 199 consecutive starts into this weekend's series at Tennessee State. Ellis is tied for second all-time in career starts at Southeast Missouri.



Rook Wins OVC Pitcher of the Week

Junior Rachel Rook was unanimously voted Ohio Valley Conference Pitcher of the Week on Mar. 22. A native of Republic, Missouri, Rook went 2-0 with a complete game shutout and recorded 24 strikeouts in 13 scoreless innings over three appearances and two starts last week. She held opponents to a staggering .049 batting average. Rook recorded a season-high 13 strikeouts and allowed her only two hits in a seven-inning shutout against Belmont (Mar. 20). A day later, she threw four no-hit innings with six strikeouts to lead SEMO to its second-straight series sweep. Rook leads the league with seven wins and ranks second with 67 strikeouts. The OVC Pitcher of the Week honor is the third in her career.

Extra Base Hits

The Redhawks notched a total of 28 extra base hits in four games from Mar. 24-27. Southeast Missouri hit eight doubles, a triple and 11 home runs over that span. It was the most extra base hits SEMO accumulated in a four-game stretch since it had 22 (14 doubles, 1 triple, 7 home runs) between its doubleheaders with Eastern Kentucky and SIU Edwardsville in 2019.

First Midweek Win

Southeast Missouri picked up its first midweek win of the season when it used a five-run fifth inning to propel a 6-1 victory at Saint Louis (Mar. 24). SEMO's win came in Mark Redburn's 300th game as the Redhawks head coach.

First Career Home Run for Wrigley

Freshman Kynzie Wrigley's first career home run gave Southeast Missouri an early lead in its recent win over Saint Louis (Mar. 24). Wrigley led off the third inning with a solo shot to left field. She became the eighth different Redhawk to hit a home run this year.

Ellis Nabs First OVC Player of the Week Honor

Senior first baseman Ashley Ellis was named Ohio Valley Conference Co-Player of the Week on Mar. 15. A native of Arnold, Missouri, Ellis hit .300 with three home runs, three runs scored and seven RBI to lead SEMO to a series sweep of Tennessee Tech (Mar. 12-13). She hit a two-run home run in game one of the series before slugging two more homers with two runs scored and five RBI in game three.

Ellis also boasted a 1.200 slugging percentage and increased her home run total to five this season and 39 in her career. The OVC Player of the Week honor is the first in Ellis' career. Eastern Kentucky's Vianna Barron (Co-Player) and UT Martin's Alexis Groet (Pitcher) rounded out the week's honorees.

Davis Saves the Day

Left-hander Marisa Davis is second in the Ohio Valley Conference and ranks 18th in the nation in saves. Davis has three saves this year. Prior to 2021, she had no saves in 20 relief appearances during her first two seasons as a Redhawk.

Home Run Fun

Southeast Missouri hit a home run in eight of its last 15 contests. The Redhawks had multiple home runs a total of 13 times this year. Nine different players have homered for SEMO this season. The Redhawks rank third in the Ohio Valley Conference with 36 home runs through 35 games. They are one of three OVC teams with over 30 home runs this season. Eastern Illinois (47) and Eastern Kentucky (38) are the others.

Celebrating 200 Starts

Rachel Anderson's 200th career start in center field came on Mar. 13, the day Southeast Missouri completed its sweep of Tennessee Tech. Anderson, who has never missed a start in her career, has a total of 219. She became the sixth player in program history to start over 200 career games. Anderson is the school's all-time career leaders in games started.

Holman Gets First Win

Paytience Holman pitched a two-hit complete game shutout to earn her first win of the season at Tennessee Tech (Mar. 12). Holman struck out two and walked two in seven scoreless innings. It was the fourth complete game of her career and fourth overall by Redhawk pitchers this season.

March 12

Southeast Missouri's 7-0 and 4-1 victories over Tennessee Tech (Mar. 12) was the day exactly one year from the time a global COVID-19 pandemic brought college athletics to an abrupt halt. On Mar. 12, 2020, the NCAA

canceled its men's and women's basketball tournaments and conferences across the country changed plans for games in the months ahead. That decision affected championships in all winter and spring sports, including softball. Southeast Missouri's flight was on its descent to the Tampa International Airport for a tournament hosted by the University of South Florida the day the Redhawks learned their 2020 season was canceled.

OVC Opening Series Win

The Redhawks opened Ohio Valley Conference play with a 2-1 series win over Austin Peay (Mar. 5-6) last weekend in Cape Girardeau. Southeast Missouri won games one (6-5) and three (8-0). With its victory on Mar. 5, the Redhawks improved to 19-10 all-time in OVC openers and opened league play with a win for the eighth time in 11 seasons. SEMO did not play any conference games in 2020 due to COVID-19.

That's Four for Redburn

For the fourth time in his career as Southeast Missouri's head coach, Mark Redburn started Ohio Valley Conference play with a series win. Redburn's teams did just that in 2016 (2-1 vs. Murray State), 2018 (2-0, vs. Tennessee Tech), 2019 (2-0, vs. Tennessee State) and 2021 (2-1, vs. Austin Peay).

Rook Tosses Gem

Rachel Rook pitched a one-hit complete game shutout with six strikeouts in Southeast Missouri's series-clinching 8-0 win over Austin Peay (Mar. 6). Rook put together a masterful performance retiring the first eight hitters she faced. Only three Governors reached base against her. Rook no-hit APSU for 4.2 innings and retired 18 of the 21 hitters she faced. She also retired the Governors in order during four of her six innings.

Tucker Homers for First Career Hit

Shortstop Alyson Tucker's first career hit was the Redhawks decisive home run in their 6-5 game one victory over Austin Peay (Mar. 5). Southeast Missouri trailed, 5-4, when Tucker hit a two-run home run to left field with one out in the bottom of the fifth inning to give the Redhawks the lead. She had a hit in all three games of SEMO's series against the Governors.



Great Feeling

When the Redhawks beat Austin Peay, 6-5, on Mar. 5, they celebrated their first Ohio Valley Conference victory in 672 days. Southeast Missouri did not get a chance to play any OVC games in 2020 when its season was shortened due to COVID-19. Prior to last week-end, Morehead State was SEMO's last conference opponent on May 3, 2019. The Redhawks swept the Eagles to claim a share of the 2019 OVC regular-season title in Cape Girardeau that night.

150th Win

Mark Redburn picked up his 150th career win as Southeast Missouri's head coach when the Redhawks earned their first victory of the season with a 6-2 victory over North Dakota State (Feb. 26). Redburn is 170-144 in his seventh year at SEMO. The Redhawks put together an overall record of 112-57 and 48-17 mark in Ohio Valley Conference play since the 2018 campaign. Redburn, the reigning OVC Coach of the Year, guided SEMO to its first OVC regular-season and tournament titles, and NCAA Tournament in 20 years during the 2019 campaign.

Andersons Go Back-to-Back

Rachel Anderson and Kaylee Anderson became the first to hit back-to-back home runs for Southeast Missouri this season. R. Anderson smacked a two-run home run and K. Anderson followed that up with a solo shot to right center in the top of the fourth inning at #24 Arkansas (Feb. 27). The back-to-back home runs gave SEMO a 3-2 lead at the time.

Team 45

The 2021 campaign is the 45th season of Southeast Missouri softball. SEMO's softball program has an all-time record of 1,141-837-3. The Redhawks are 781-714-2 all-time since moving to the NCAA Division I ranks in 1992.

10 or More Hits

Southeast Missouri pounded out 10 or more hits a total of 14 times this season and is 11-3 in those contests. The Redhawks finished with a season-high 15 hits at SIU Edwardsville (Apr. 10) and have collected double-digit hits in 11 of their last 18 contests.

Career Record Watch

Rachel Anderson, Southeast Missouri's all-time career leader in triples (30), batting average (.415), slugging percentage (.704), on-base percentage (.507), hits (265), walks (104), RBI (154), total bases (449), runs scored (167) and games started (219), is looking to do more damage on the record books this year. Anderson is also second in stolen bases (68), behind Lisa Thornton (82, 1987-90).

OVC Preseason Favorite

Last year, Southeast Missouri was the preseason favorite in the Ohio Valley Conference, but didn't get a chance to play a conference game due to COVID-19. Now, the Redhawks are in that exact same spot going into the 2021 campaign and they are again anxious to defend their OVC regular-season and tournament crowns. SEMO was picked first in the league's 2021 Predicted Order of Finish, tallying 228 points and 13 of the possible 24 first-place votes. The Preseason Poll is selected by OVC Head Coaches and Communications Directors. Eastern Kentucky (224 points), Jacksonville State (211 points), Murray State (167 points) and SIU Edwardsville (151 points) filled out the top five. Austin Peay (143 points), UT Martin (109 points), Tennessee Tech (97 points), Eastern Illinois (92 points), Belmont (88 points), Tennessee State (34 points) and Morehead State (32 points) rounded out the poll.

2021 Redhawks

Southeast Missouri's 2021 roster includes 24 players with three seniors, five juniors, five sophomores and 11 freshmen. All returnees redshirted in 2020 after the COVID-19 pandemic influenced the NCAA Division I Council to allow schools to provide spring-sport athletes an additional season of competition and an extension on their period of eligibility. The Redhawks also bring back five position starters (Rachel Anderson, OF; Austine Pauley, INF; Ashley Ellis, INF; Kaylee Anderson, OF; Ashley Emert, INF) and two starting pitchers (Rachel Rook; Paytience Holman).

Abrupt End to 2020

The Redhawks flight was on its descent to the Tampa International Airport for a tournament hosted by the University of South Florida when Head Coach Mark Redburn's cell phone had just enough service to take a call. The call was from South Florida Head Coach Ken Eriksen who led Redburn know the tournament his team was travelling to play in was cancelled. Soon after that, came the news that the 2020 season was over after the NCAA voted to suspend play due to a global COVID-19 pandemic. SEMO was 12-5 when its season was shut down. The Redhawks won nine in a row and went 9-1 in their first 10 games. SEMO's shortened season lasted only 23 days, but the Redhawks accomplished a lot in a short amount of time. They led the Ohio Valley Conference in slugging percentage (.528), on-base percentage (.411), triples (14), stolen bases (41), fewest hits allowed (84) and fewest earned runs allowed (40). SEMO rated second in the league in batting average (.310), home runs (19), opposing batting average (.204), runs allowed (51), stolen bases per game (2.4) and triples per game (0.8). Nationally, the Redhawks were among the top 25 in triples per game (2nd), stolen bases per game (8th), scoring (16th, 6.7), slugging percentage (21st) and on-base percentage (24th).

Elite .400 Club

Rachel Anderson is currently one of 131 NCAA Division I softball hitters with a career batting average of .400 or better. She is hitting .415 for her college career. Anderson was hitting a team-best .480 and led the Redhawks in runs (19), hits (24), triples (5), slugging percentage (.880), on-base percentage (.541) and stolen bases (9) when play was suspended a year ago.

All-American Anderson

Southeast Missouri's first All-American in its NCAA Division I era, center fielder Rachel Anderson is returns for her fifth year in 2021. Anderson won the coveted 2019 OVC Player of the Year honor to go along with her Third-Team National Fastpitch Coaches Association (NFCA) All-America award. She is also a three-time First-Team All-OVC and NFCA All-Region selection, and claimed First-Team CoSIDA Academic All-America accolades in her phenomenal career.



SOUTHEAST MISSOURI SOFTBALL NOTES // MURRAY STATE

Numerical

No.	Name	Pos.	Ht.	B/T	Cl.	Hometown (High School/College)
1	Jillian Anderson	OF	5-4	L/L	Fr.	Rochester, Ill. (Rochester)
2	Rachel Anderson	OF	5-3	L/R	Sr.	Edwardsville, Ill. (Edwardsville)
3	Kimmy Wallen	OF	5-7	L/R	Fr.	Park Hills, Mo. (Central)
4	Alyson Tucker	INF/P	5-5	R/R	So.	Farmington, Mo. (Farmington)
5	Kileigh Grisham	INF	5-7	R/R	Fr.	Eureka, Mo. (Eureka)
6	Marisa Davis	P	5-4	L/L	So.	Kansas City, Mo. (Lee's Summit North)
7	Karsyn Davis	C	5-11	R/R	Fr.	Harrisburg, Ill. (Harrisburg)
8	Abby Rollet	OF	5-7	L/R	Jr.	Perryville, Mo. (Notre Dame/Jefferson College)
9	Rachel Rook	P	5-11	R/R	Jr.	Republic, Mo. (Republic)
10	Ashley Emert	C/INF	5-10	R/R	Jr.	East Peoria, Ill. (East Peoria/Illinois State)
11	Danina Marton	OF	5-10	R/R	Jr.	Northridge, Calif. (Grover Cleveland)
12	Katie Dreiling	P/INF	5-9	L/R	Fr.	Jonesboro, Ark. (Valley View)
14	Kaylee Anderson	INF/P	5-7	R/R	Jr.	Warrenton, Mo. (Warrenton)
15	Austine Pauley	INF	5-6	R/R	Sr.	St. Charles, Mo. (Francis Howell North/Lindenwood)
16	Abigail Rickermann	INF	5-6	L/R	Fr.	Festus, Mo. (Festus)
17	Kelby Robinson	OF	5-6	L/R	Fr.	Wentzville, Mo. (Holt)
19	Paytience Holman	P	5-8	R/R	Fr.	Mexico, Mo. (Mexico)
21	Chelsy Pena	C	5-6	R/R	So.	Columbia, Ill. (Columbia)
22	Amanda Hansen	P/INF	6-0	R/R	Fr.	Wentzville, Mo. (Holt)
24	Kynzie Wrigley	INF	5-3	L/R	Fr.	Mt. Zion, Ill. (Mt. Zion)
26	Ashley Ellis	INF	5-8	R/R	Sr.	Arnold, Mo. (Fox)
27	Anna Griffin	INF	6-1	R/R	So.	Bentonville, Ark. (Bentonville West)

Numerical

No.	Name	Pos.	Ht.	B/T	Cl.	Hometown (High School/College)
1	Jillian Anderson	OF	5-4	L/L	Fr.	Rochester, Ill. (Rochester)
14	Kaylee Anderson	INF/P	5-7	R/R	Jr.	Warrenton, Mo. (Warrenton)
2	Rachel Anderson	OF	5-3	L/R	Sr.	Edwardsville, Ill. (Edwardsville)
7	Karsyn Davis	C	5-11	R/R	Fr.	Harrisburg, Ill. (Harrisburg)
6	Marisa Davis	P	5-4	L/L	So.	Kansas City, Mo. (Lee's Summit North)
12	Katie Dreiling	P/INF	5-9	L/R	Fr.	Jonesboro, Ark. (Valley View)
26	Ashley Ellis	INF	5-8	R/R	Sr.	Arnold, Mo. (Fox)
10	Ashley Emert	C/INF	5-10	R/R	Jr.	East Peoria, Ill. (East Peoria/Illinois State)
27	Anna Griffin	INF	6-1	R/R	So.	Bentonville, Ark. (Bentonville West)
5	Kileigh Grisham	INF	5-7	R/R	Fr.	Eureka, Mo. (Eureka)
22	Amanda Hansen	P/INF	6-0	R/R	Fr.	Wentzville, Mo. (Holt)
19	Paytience Holman	P	5-8	R/R	Fr.	Mexico, Mo. (Mexico)
11	Danina Marton	OF	5-10	R/R	Jr.	Northridge, Calif. (Grover Cleveland)
15	Austine Pauley	INF	5-6	R/R	Sr.	St. Charles, Mo. (Francis Howell North/Lindenwood)
21	Chelsy Pena	C	5-6	R/R	So.	Columbia, Ill. (Columbia)
17	Kelby Robinson	OF	5-6	L/R	Fr.	Wentzville, Mo. (Holt)
8	Abby Rollet	OF	5-7	L/R	Jr.	Perryville, Mo. (Notre Dame/Jefferson College)
9	Rachel Rook	P	5-11	R/R	Jr.	Republic, Mo. (Republic)
16	Abigail Rickermann	INF	5-6	L/R	Fr.	Festus, Mo. (Festus)
4	Alyson Tucker	INF/P	5-5	R/R	So.	Farmington, Mo. (Farmington)
3	Kimmy Wallen	OF	5-7	L/R	Fr.	Park Hills, Mo. (Central)
24	Kynzie Wrigley	INF	5-3	L/R	Fr.	Mt. Zion, Ill. (Mt. Zion)

Head Coach: Mark Redburn (Seventh Year/Missouri-St. Louis, 1993)

Assistant Coaches: Kristen Jones (Sixth Year/Augusta State, 2012); Matthew Guemmer (Second Year, Missouri, 2013)

Student Manager: Jessica Gilbert

Roster Breakdown

Total Squad Members	22
Seniors	3
Juniors	5
Sophomores	4
Freshmen	10

Pronunciation Guide

Katie Dreiling	Dry-ling
Austine Pauley	Aus-TEEN
Abby Rollet	Roll-AYE

Geographical Breakdown


Arkansas	2
Anna Griffin, Katie Dreiling	
California	1
Danina Martin	
Illinois	6
Jillian Anderson, Rachel Anderson, Karsyn Davis, Ashley Emert, Chelsy Pena, Kynzie Wrigley	
Missouri	13
Kimmy Wallen, Alyson Tucker, Kileigh Grisham, Marisa Davis, Abby Rollet, Rachel Rook, Kaylee Anderson, Austine Pauley, Abigail Rickermann, Kelby Robinson, Paytience Holman, Amanda Hansen, Ashley Ellis	

SOUTHEAST MISSOURI SOFTBALL NOTES // MURRAY STATE



1

Jillian Anderson
OF / 5-4 / Fr. / L/L
Rochester, Ill.



2

Rachel Anderson
OF / 5-3 / Sr. / L/R
Edwardsville, Ill.



3

Kimmy Wallen
OF / 5-7 / Fr. / L/R
Park Hills, Mo.



4

Alyson Tucker
INF/P / 5-5 / So. / R/R
Farmington, Mo.




5

Kileigh Grisham
INF / 5-7 / Fr. / R/R
Eureka, Mo.



6

Marisa Davis
P / 5-4 / So. / L/L
Kansas City, Mo.




7

Karsyn Davis
C / 5-11 / Fr. / R/R
Harrisburg, Ill.



8

Abby Rollet
OF / 5-7 / Jr. / L/R
Perryville, Mo.



9

Rachel Rook
P / 5-11 / Jr. / R/R
Republic, Mo.



10

Ashley Emert
C/INF / 5-10 / Jr. / R/R
East Peoria, Ill.




11

Danina Marton
OF / 5-10 / Jr. / R/R
Northridge, Calif.




12

Katie Dreiling
P/INF / 5-7 / Jr. / R/R
Jonesboro, Ark.



14

Kaylee Anderson
INF/P / 5-7 / Jr. / R/R
Warrenton, Mo.




15

Austine Pauley
INF / 5-6 / Sr. / R/R
St. Charles, Mo.



16

Abigail Rickermann
INF / 5-6 / Fr. / L/R
Festus, Mo.




17

Kelby Robinson
OF / 5-6 / Fr. / L/R
Wentzville, Mo.



19

Paytience Holman
P / 5-8 / Fr. / R/R
Mexico, Mo.




21

Chelsy Pena
C / 5-6 / So. / R/R
Columbia, Ill.




22

Amanda Hansen
P/INF / 6-0 / Fr. / R/R
Wentzville, Mo.



24

Kynzie Wrigley
INF / 5-3 / Fr. / L/R
Mt. Zion, Ill.



26

Ashley Ellis
INF / 5-8 / Sr. / R/R
Arnold, Mo.




27

Anna Griffin
INF / 6-1 / So. / R/R
Bentonville, Ark.



Mark Redburn
Head Coach
Seventh Year



Kristen Jones
Assistant Coach
Sixth Year



Matthew Guemmer
Assistant Coach
Second Year



Jessica Gilbert
Student Manager





HEAD COACH

SEVENTH YEAR // MISSOURI-ST. LOUIS, 1993

Mark Redburn enters his seventh year at Southeast Missouri which is again ready to defend its Ohio Valley Conference regular-season and tournament crowns.

In the last two plus seasons, the Redhawks put together an overall record of 91-43 and 32-12 mark in OVC play. In over five years with Redburn at the helm, SEMO has produced one NFCA All-American, six NFCA All-Region selections, 11 All-OVC picks, one OVC Player of the Year, one OVC Tournament Most Valuable Player and two CoSIDA Academic All-Americans.

SEMO was off to a great start and had all the makings for a big 2020 campaign, but a global COVID-19 pandemic shut its season down only 17 games in.

The Redhawks won nine in

a row and posted a 9-1 record in their first 10 games of the season. SEMO finished with an overall record of 12-5 and did not get a chance to play any OVC games when play was cancelled.

Although the 2020 season lasted just 23 days (Feb. 14-Mar. 8), the Redhawks accomplished a lot in a short amount of time.

SEMO led the Ohio Valley Conference in slugging percentage (.528), on-base percentage (.411), triples (14), stolen bases (41), hits allowed (84) and earned runs allowed (40). The Redhawks also rated second in the league in batting average (.310), home runs (19), opposing batting average (.204), runs allowed (51), stolen bases per game (2.4) and triples per game (0.8).

Nationally, SEMO was among the top 25 in triples per game

(2nd), stolen bases per game (8th, 2.4), scoring (16th, 6.7), slugging percentage (21st) and on-base percentage (24th).

Individually, Rachel Anderson led the OVC in batting average (.480), slugging percentage (.880), on-base percentage (.541) and triples (5) following a season that culminated with her winning the league's coveted Player of the Year honor. Anderson, who didn't strike out all year, capped her 2020 campaign as only the sixth player in program history to claim First-Team CoSIDA Academic All-America accolades.

Pitcher Rachel Rook was atop the OVC in earned run average (0.70) and opposing batting average (.119), while Ashley Ellis ended the year as the league's leader in home runs (8).

Redburn guided SEMO to

its first OVC regular-season and tournament championship, and NCAA Regional appearance in 20 years the year before that in 2019..

What a year 2019 was for SEMO which set an all-time program record with 46 wins, the only 40-win season in the school's entire NCAA Division I era. The Redhawks went 46-18 overall and 17-5 in the OVC before going 1-2 at the NCAA Regional in Oxford, Mississippi.

SEMO had so much to celebrate over the course of its magical 2019 campaign.

Redburn and his staff were honored as the National Fastpitch Coaches Association (NFCA) Mideast Region Coaching Staff of the Year. For Redburn himself, he was voted OVC Coach of the Year for the first time in his career.

Four players earned All-OVC



honors, three claimed NFCA All-Region accolades and one garnered NFCA All-America distinction. Outfielder Rachel Anderson became SEMO's first All-American in 28 years and the program's first All-American in the NCAA Division I tenure. TEAM 43 was also recognized by the NFCA for achieving the fourth highest grade point average among all NCAA Division I schools. SEMO recorded a team GPA of 3.678 with 17 players securing NFCA All-America Scholar-Athlete honors.

Redburn certainly has the Redhawks trending in the right direction as his teams averaged nearly 40 wins (39.5) in the last two seasons alone. SEMO put together a 79-38 (.678) record and went 32-12 (.727) in conference play over that span.

Statistically, SEMO's 2019 team broke a total of 17 single-season records in slugging percentage (.510), on-base percentage (.382), game played (64), runs (363), hits (501), home runs (74), RBI (318), total bases (850), walks (180), stolen bases (89), stolen base attempts (117), wins (46), saves (11), batters struck out (331), batters struck out looking (90), innings pitched (414) and putouts (1242).

In 18 years as an NCAA Division I head coach, Division I assistant coach and National Junior College Athletic Association (NJCAA) head coach, Redburn has made 13 postseason appearances which include one NCAA Women's College World Series, two NCAA Super-Regionals, four NCAA Regionals and two NJCAA

National Tournaments.

In 2018, the Redhawks finished at 33-20 overall and fourth in the OVC with a 15-7 mark. SEMO locked down its first winning campaign in seven years.

The Redhawks heated up to win 11 of their final 14 regular-season games and advanced to the eight-team OVC Tournament.

SEMO's 2018 club finished with a 74 RPI among the nation's 296 NCAA Division I softball teams, quite a jump from its 173 ranking in 2017. The Redhawks collected eight doubleheader sweeps along the way.

Defensively, SEMO improved tremendously. After ranking eighth in the OVC in fielding percentage a year ago, the Redhawks were the league's second-best fielding team in 2018. SEMO had 43 errors and committed 16 less than it did in 2017. The Redhawks went error free in 25 games equating to 47 percent of their entire season.

The year before that, SEMO finished the 2017 campaign among the school's top single-season leaders in slugging percentage (6th, .427), on-base percentage (5th, .356), triples (4th, 21), home runs (9th, 31), total bases (9th, 567), stolen bases (2nd, 65), stolen base attempts (1st, 88), opponent batting average (7th, .282), strikeouts/7 innings (7th, 4.17), strikeouts (10th, 194), strikeouts looking (3rd, 61) fewest doubles allowed (8th, 49), fielding percentage (8th, .960), fewest errors (7th, 59) and fewest stolen bases against (3rd, 38).

Redburn picked up his 200th

career victory when SEMO beat Austin Peay, 7-4, on Apr. 30, 2016. His 2016 club ranked among the school's top-10 teams in doubles (6th, 69), stolen bases (3rd, 58), walks (8th, 138), home runs (6th, 35) and slugging percentage (6th, .412).

In his first season, Redburn led the Redhawks to an overall record of 19-27 and 12-12 in OVC play during 2015. His 19 victories came after SEMO won no more than 15 games in each of the previous two seasons. Redburn's first club at Southeast also had 12 OVC wins, a +9 increase from the 2014 campaign. In addition, the Redhawks made the OVC Tournament, snapping a streak of three years where they missed the event.

Not only did Redburn earn his 100th career NCAA Division I win in his inaugural season with the Redhawks, but he coached three All-OVC selections and one NFCA All-Region honoree.

Statistically, SEMO finished among the top-five OVC teams in batting average (3rd), slugging percentage (5th), on-base percentage (5th) and hits (5th). The 2015 Redhawks also broke two single-season records with Kayla Fortner establishing new marks



■ The Redburn File

Experience:

19th Year (Seventh at SEMO)

Hometown:

St. Charles, Mo.

Birthdate:

April 19, 1967

Alma Mater:

Missouri-St. Louis, 1993

Education:

B.S. Special Education (Missouri-St. Louis)
Master's Higher Education in Athletics/
Activities Administration (William Woods)

Date Hired:

June 26, 2014

Family:

Wife - Tracy
Children - Joe, Jack

Coaching Experience:

St. Charles CC, Head Coach, 2002-04
Jefferson College, Head Coach 2005-06
Missouri, Assistant Coach, 2007-09
Evansville, Head Coach, 2010-14
Southeast Missouri, Head Coach, 2015-pr.



SOUTHEAST MISSOURI SOFTBALL NOTES // MURRAY STATE

in home runs and single-game mark and set a single-game school record with six home runs, as well.

Academically, the Redhawks accumulated a 3.35 grade point average during the 2014-15 academic year as a total of nine players earned NFCA All-America Scholar-Athlete status for achieving a 3.5 or higher GPA.

Redburn coached a total of four first-team All-OVC selections, three second-team All-OVC picks, one OVC Freshman of the Year, three NFCA All-Region honorees and three OVC All-Newcomer selections in his first four years as SEMO's head coach.

The fourth head coach in Redhawk softball history, Redburn won 90 games in five years as head coach at the University of Evansville before accepting the job at Southeast on June 26, 2014.

In 2014, Redburn coached a UE team with five starters that were underclassmen, including four freshmen and one sophomore. The Purple Aces achieved their highest batting average since 2007. Additionally, UE had a freshman lead the team in stolen bases and home runs.

Despite a season that allowed 53 games, the 2013 team had its best season in Redburn's five years at UE. Entering the Missouri Valley Conference Tournament as the No. 7 seed, the Purple Aces beat the No. 6, No. 3 and No. 2 seeds to make their first MVC Championship appearance since

2003. UE finished second with three players garnering All-Tournament team honors.

The 2013 campaign resulted in the most overall wins in a season since 2008 and the best regular-season and conference tournament finish since Redburn's arrival. UE continued its aggressive baserunning with 89 stolen bases, ranking second in the MVC. The pitching staff also rated fourth in the conference.

Redburn's 2012 club saw improvement as well, winning more games than it had the previous season. The Purple Aces stole 79 bases and had two all-conference and one National Fastpitch Coaches Association All-Region selection that year. In 2011, Redburn exposed a young and inexperienced team to some of the top programs in the nation as UE played one of its most difficult schedules. Tennessee, Georgia Tech, Missouri, Ohio State, Texas Tech, South Alabama and Chattanooga were among the stiff competition.

Redburn quickly started to transform the UE program during his first year in 2010. The Purple Aces secured a berth in the MVC Tournament after winning 10 conference games. UE led the MVC with 31 doubles and hit 36 home runs, while producing two all-conference picks.

Academically, Redburn's teams consistently enjoyed success. In fact, each of his last four UE teams accumulated a 3.1 or higher grade point average. He had several student-athletes

obtain over a 3.5 GPA and earn academic recognition along the way.

Prior to UE, Redburn spent three years as an assistant coach at the University of Missouri working primarily with the pitchers and catchers, and serving as recruiting coordinator.

He was part of a coaching staff that compiled an overall record of 137-53. The Tigers registered a school record for victories (50), won the Big 12 Conference Tournament, won their Regional and defeated host UCLA in the Super Regional to advance to the College World Series in 2009. Overall, Redburn coached four all-conference pitchers, including USA National Team Pitcher Chelsea Thomas at Missouri.

Redburn began his collegiate coaching career as head coach at St. Charles (Mo.) Community College from 2001-04. He led the 2003 team to its first Region 16 championship and

a seventh-place finish at the National Junior College Athletic Association Division I National Tournament. His 2004 squad set a school record with 33 victories.

Following his stay at St. Charles CC, Redburn spent two seasons as head coach of the new softball program at Jefferson College. In the program's first year of competition, 2006, he led Jefferson to a 49-16 record, Region 16 championship and ninth-place finish at the NJCAA Division I National Tournament. Redburn was honored as the Midwest Community College Athletic Conference Coach of the Year following that season.

A native of St. Charles, Missouri, Redburn graduated from the University of Missouri-St. Louis in 1993 and received his master's degree in Athletics/Activities Administration from William Woods University.

He and his wife, Tracy, have two sons, Joe and Jack.





Redburn's Year-by-Year Records

Year	School	Assignment	Record	Conference Finish	Postseason
2002	St. Charles CC	Head Coach	16-21	3rd	Region XVI Runner-Up
2003	St. Charles CC	Head Coach	26-21	2nd	Region XVI Champions 7th NJCAA National Tournament
2004	St. Charles CC	Head Coach	33-16	1st	3rd in Region XVI
2005	Jefferson College	Head Coach	-	Program Preparation Year	-
2006	Jefferson College	Head Coach	49-16	1st Region 16	-
2007	Missouri	Assistant Coach	40-23, 13-4	3rd Big 12	-
2008	Missouri	Assistant Coach	47-17, 11-6	3rd Big 12	-
2009	Missouri	Assistant Coach	50-12, 12-6	2nd Big 12	1st Big 12 Tournament NCAA Midwest Regional Champions NCAA Super Regional Champions 8th in College World Series
2010	Evansville	Head Coach	18-34, 10-16	7th MVC	-
2011	Evansville	Head Coach	12-42, 6-21	9th MVC	-
2012	Evansville	Head Coach	18-37, 8-19	8th MVC	-
2013	Evansville	Head Coach	23-30, 11-12	7th MVC	2nd MVC Tournament
2014	Evansville	Head Coach	19-32, 7-19	10th MVC	-
2015	Southeast Missouri	Head Coach	19-27, 12-12	7th OVC	8th OVC Tournament
2016	Southeast Missouri	Head Coach	16-33, 10-17	10th OVC	-
2017	Southeast Missouri	Head Coach	23-27, 8-14	9th OVC	-
2018	Southeast Missouri	Head Coach	33-20, 15-7	4th OVC	7th OVC Tournament
2019	Southeast Missouri	Head Coach	46-18, 17-5	1st OVC	1st OVC Tournament 3rd NCAA Regional
2020*	Southeast Missouri	Head Coach	12-5	-	-
2021	Southeast Missouri	Head Coach	21-14	16-5 OVC	-

* Season ended due to a global COVID-19 pandemic

Overall Record as a Collegiate Coach: 522-445 (19 years)

Overall Record as a Head Coach: 384-393 (16 years)

Record at Southeast Missouri, 170-144, 78-60 Ohio Valley Conference (7 years)

Record at Evansville, 90-175, 42-87 Missouri Valley Conference (5 years)

Record at Jefferson College, 49-16 (1 year)

Record at St. Charles CC: 75-58 (3 years)

Record as Assistant Coach at Missouri: 137-52 (3 years)

Redburn by the Numbers

- 66 OVC Commissioner's Honor Roll Selections
- 26 NFCA All-America Scholar-Athletes
- 20+ Academic All-Americans
- 11 NJCAA All-Region 16 Players
- 15 OVC Medal of Honor Recipients
- 6 First-Team All-OVC Selections
- 6 All-MVC Players
- 6 MVC Scholar-Athletes
- 6 OVC Players of the Week
- 5 All-Americans
- 5 NFCA All-Region Selections
- 4 OVC Pitchers of the Week
- 4 MCCAC All-Conference Players
- 3 OVC All-Newcomer Selections
- 3 MVC Players of the Week
- 2 Second-Team All-OVC Selections
- 1 OVC Player of the Year
- 1 OVC Freshman of the Year

Coaching Honors

- 2019 OVC Coach of the Year
- 2019 NFCA Midwest Region Coaching Staff of the Year
- 2009 Midwest Coaching Staff of the Year
- 2006 Region 16 and MCCAC Coach of the Year
- 2003 Region 16 Coach of the Year



2021 Statistics

Record: 21-14 Home: 10-4 Away: 9-9 Neutral: 2-1 OVC: 16-5

Player	avg	gp-gs	ab	r	h	2b	3b	hr	rbi	tb	slg%	bb	hp	so	gdp	ob%	sf	sh	sb-att	po	a	e	fld%
12 DREILING, Katie	.393	31-27	84	11	33	7	0	3	15	49	.583	6	0	12	1	.433	0	0	2-2	0	1	0	1.000
2 ANDERSON, Rachel	.382	35-35	102	24	39	6	1	4	24	59	.578	18	5	14	0	.496	0	5	9-14	57	0	1	.983
24 WRIGLEY, Kynzie	.360	28-24	75	14	27	4	0	1	7	34	.453	5	0	8	0	.390	2	0	3-3	29	23	5	.912
4 TUCKER, Alyson	.333	30-30	69	13	23	4	0	2	7	33	.478	10	3	11	0	.439	0	1	3-3	28	44	10	.878
1 ANDERSON, Jillian	.323	34-34	96	17	31	10	1	0	14	43	.448	19	2	17	0	.444	0	0	8-14	50	0	0	1.000
26 ELLIS, Ashley	.303	35-35	99	16	30	3	0	13	35	72	.727	10	1	24	0	.366	2	0	1-1	179	1	2	.989
14 ANDERSON, Kaylee	.291	35-35	103	23	30	4	0	8	21	58	.563	5	6	12	0	.360	0	0	3-3	50	4	1	.982
3 WALLEN, Kimmy	.286	25-4	28	7	8	1	0	0	1	9	.321	4	0	4	0	.375	0	1	4-6	7	0	1	.875
7 DAVIS, Karsyn	.273	27-21	55	3	15	3	0	1	9	21	.382	2	0	8	3	.298	0	0	0-0	112	4	2	.983
15 PAULEY, Austine	.253	31-29	75	18	19	2	2	3	7	34	.453	6	0	13	1	.305	1	0	3-4	27	47	6	.925
16 RICKERMANN, Abigail	.212	25-5	33	8	7	0	0	0	1	7	.212	3	0	6	0	.278	0	2	1-2	10	9	1	.950
10 EMERT, Ashley	.152	20-17	46	2	7	1	0	1	4	11	.239	2	1	13	0	.204	0	0	0-0	23	26	4	.925
21 PENA, Chelsy	.063	19-12	32	1	2	1	0	0	2	3	.094	4	1	4	0	.184	1	1	0-0	98	3	3	.971

17 ROBINSON, Kelby	1.000	17-0	1	6	1	0	0	0	0	1	1.000	0	0	0	0	1.000	0	0	7-9	1	0	0	1.000
20 WININGER, Leah	.167	13-3	12	0	2	0	0	0	2	2	.167	1	0	3	0	.231	0	0	0-0	3	0	0	1.000
27 GRIFFIN, Anna	.154	9-3	13	0	2	0	0	0	1	2	.154	1	0	6	0	.214	0	0	0-0	0	0	0	.000
11 MARTON, Danina	.143	17-1	7	2	1	0	1	0	0	3	.429	0	1	3	0	.250	0	0	1-3	3	0	0	1.000
8 ROLLET, Abby	.000	3-0	2	0	0	0	0	0	0	0	.000	1	0	1	0	.333	0	0	0-0	0	0	0	.000
9 ROOK, Rachel	.000	1-1	0	0	0	0	0	0	0	0	.000	0	0	0	0	.000	0	0	0-0	3	6	3	.750
Totals	.297	35	932	165	277	46	5	36	150	441	.473	97	20	159	5	.373	6	10	45-64	680	191	39	.957
Opponents	.223	35	867	108	193	33	2	26	98	308	.355	65	23	207	3	.291	9	11	34-39	677	275	49	.951

LOB - Team (225), Opp (187). DPs turned - Team (8), Opp (10). CI - Team (0), Opp (2). IBB - Team (0), Opp (2).

(All games Sorted by Earned run avg)

Player	era	w-l	app	gs	cg	sho	sv	ip	h	r	er	bb	so	2b	3b	hr	b/avg	wp	hp	bks	sfa	sha
9 ROOK, Rachel	2.39	14-8	26	21	9	6/1	2	117.0	85	46	40	25	142	21	0	13	.197	6	10	0	6	6
19 HOLMAN, Paytience	3.24	6-6	19	14	4	3/1	0	71.1	70	41	33	26	41	8	1	11	.246	3	7	0	1	2

6 DAVIS, Marisa	2.57	1-0	18	0	0	0/1	3	32.2	32	13	12	7	22	3	1	0	.254	2	4	0	2	1
12 DREILING, Katie	7.41	0-0	4	0	0	0/0	0	5.2	6	8	6	7	2	1	0	2	.250	0	2	0	0	2
Totals	2.81	21-14	35	35	13	10/1	5	226.2	193	108	91	65	207	33	2	26	.223	11	23	0	9	11
Opponents	4.34	14-21	35	35	11	2/1	2	225.2	277	165	140	97	159	46	5	36	.297	7	20	0	6	10

PB - Team (3), PENA 2, K. DAVIS 1, Opp (4). SBA/ATT - ROOK (21-25), PENA (20-23), K. DAVIS (13-15), M. DAVIS (6-6), HOLMAN (5-6), DREILING (2-2), WININGER (1-1).



2021 Results

Date	Opponent	Score	Inns	Overall	OVC	Pitcher of record	Attend	Time
02-13-21	at Auburn-1	L 0-8	5	0-1-0	0-0-0	ROOK (L 0-1)	-	1:40
02-13-21	at Auburn-2	L 1-5	7	0-2-0	0-0-0	HOLMAN (L 0-1)	370	2:08
02-14-21	at Auburn	L 1-3	7	0-3-0	0-0-0	ROOK (L 0-2)	370	1:54
02-20-21	at Tennessee	L 0-7	7	0-4-0	0-0-0	HOLMAN (L 0-2)	203	1:43
02-20-21	at Tennessee	L 3-5	7	0-5-0	0-0-0	ROOK (L 0-3)	232	1:57
! 02-26-21	vs North Dakota State	w 6-2	7	1-5-0	0-0-0	ROOK (W 1-3)	0	
! 02-26-21	at #24 Arkansas	L 3-9	7	1-6-0	0-0-0	HOLMAN (L 0-3)	570	2:01
! 02-27-21	vs Texas Tech	w 5-3	(8)	2-6-0	0-0-0	ROOK (W 2-3)	489	2:01
! 02-27-21	at #24 Arkansas	L 3-6	7	2-7-0	0-0-0	ROOK (L 2-4)	574	1:34
! 02-28-21	vs Texas Tech	L 1-7	7	2-8-0	0-0-0	ROOK (L 2-5)	427	2:09
* 03-05-21	AUSTIN PEAY	w 6-5	7	3-8-0	1-0-0	M. DAVIS (W 1-0)	162	2:08
* 03-06-21	AUSTIN PEAY-1	L 3-4	7	3-9-0	1-1-0	HOLMAN (L 0-4)	333	2:13
* 03-06-21	AUSTIN PEAY-2	w 8-0	6	4-9-0	2-1-0	ROOK (W 3-5)	345	2:07
* 03-12-21	at Tennessee Tech-1	w 7-0	7	5-9-0	3-1-0	HOLMAN (W 1-4)	125	4:48
* 03-12-21	at Tennessee Tech-2	w 4-1	7	6-9-0	4-1-0	ROOK (W 4-5)	125	1:57
* 03-13-21	at Tennessee Tech	w 8-4	7	7-9-0	5-1-0	ROOK (W 5-5)	135	2:15
03-16-21	at Southern Illinois	L 2-6	7	7-10-0	5-1-0	HOLMAN (L 1-5)	35	2hr
* 03-20-21	at Belmont Bruins-1	w 8-2	7	8-10-0	6-1-0	HOLMAN (W 2-5)	50	2:00
* 03-20-21	at Belmont Bruins-2	w 6-0	7	9-10-0	7-1-0	ROOK (W 6-5)	50	1:50
* 03-21-21	at Belmont Bruins	w 8-4	7	10-10-0	8-1-0	ROOK (W 7-5)	50	2:18
03-24-21	at Saint Louis	w 6-1	7	11-10-0	8-1-0	HOLMAN (W 3-5)	0	2:07
* 03-26-21	MOREHEAD STATE	w 8-0	5	12-10-0	9-1-0	ROOK (W 8-5)	168	1;20
* 03-27-21	MOREHEAD STATE-1	w 10-0	5	13-10-0	10-1-0	HOLMAN (W 4-5)	287	1:22
* 03-27-21	MOREHEAD STATE-2	w 9-1	6	14-10-0	11-1-0	ROOK (W 9-5)	247	1:32
03-31-21	SOUTHERN ILLINOIS	w 5-0	7	15-10-0	11-1-0	ROOK (W 10-5)	132	2:02
* 04-02-21	EASTERN ILLINOIS	w 7-0	7	16-10-0	12-1-0	ROOK (W 11-5)	221	1:41
* 04-03-21	EASTERN ILLINOIS-1	w 3-0	7	17-10-0	13-1-0	HOLMAN (W 5-5)	165	1:48
* 04-03-21	EASTERN ILLINOIS-2	L 1-5	7	17-11-0	13-2-0	ROOK (L 11-6)	150	2:13
* 04-10-21	at SIUE	w 11-2	5	18-11-0	14-2-0	ROOK (W 12-6)	125	1:42
* 04-11-21	at SIUE-1	w 4-2	7	19-11-0	15-2-0	HOLMAN (W 6-5)	-	2:29
* 04-11-21	at SIUE-2	L 5-6	(8)	19-12-0	15-3-0	ROOK (L 12-7)	125	2:41
04-14-21	SAINT LOUIS	w 2-0	7	20-12-0	15-3-0	ROOK (W 13-7)	184	1:34
* 04-17-21	EASTERN KENTUCKY-1	w 8-0	5	21-12-0	16-3-0	ROOK (W 14-7)	263	1:28
* 04-17-21	EASTERN KENTUCKY-2	L 2-6	7	21-13-0	16-4-0	HOLMAN (L 6-6)	256	2:11
* 04-18-21	EASTERN KENTUCKY	L 1-4	7	21-14-0	16-5-0	ROOK (L 14-8)	237	1:57

* = Conference game

! = Razorback Invitational (Fayetteville, Ark.)

() extra inning game



2021 Season/Career Statistics

Record: 21-14 Home: 10-4 Away: 9-9 Neutral: 2-1 OVC: 16-5

Player	SEASON													CAREER													
	Avg	G-GS	AB	R	H	2B	3B	HR	RBI	BB	Hbp	SO	Sb-Att	Avg	G-GS	AB	R	H	2B	3B	HR	RBI	BB	Hbp	SO	Sb-Att	
12 DREILING, Katie	.393	31-27	84	11	33	7	0	3	15	6	0	12	2-2	.393	31-27	84	11	33	7	0	3	15	6	0	12	2-2	
2 ANDERSON, Rachel	.382	35-35	102	24	39	6	1	4	24	18	5	14	9-14	.415	219-219	638	167	265	40	30	28	154	104	18	72	68-94	
24 WRIGLEY, Kynzie	.360	28-24	75	14	27	4	0	1	7	5	0	8	3-3	.360	28-24	75	14	27	4	0	1	7	5	0	8	3-3	
4 TUCKER, Alyson	.333	30-30	69	13	23	4	0	2	7	10	3	11	3-3	.333	30-30	69	13	23	4	0	2	7	10	3	11	3-3	
1 ANDERSON, Jillian	.323	34-34	96	17	31	10	1	0	14	19	2	17	8-14	.323	34-34	96	17	31	10	1	0	14	19	2	17	8-14	
26 ELLIS, Ashley	.303	35-35	99	16	30	3	0	13	35	10	1	24	1-1	.281	216-216	601	85	169	27	4	47	157	69	6	143	6-7	
14 ANDERSON, Kaylee	.291	35-35	103	23	30	4	0	8	21	5	6	12	3-3	.271	118-89	277	61	75	13	2	12	49	10	13	41	15-16	
3 WALLEN, Kimmy	.286	25-4	28	7	8	1	0	0	1	4	0	4	4-6	.245	39-10	53	10	13	1	0	0	3	6	0	6	7-9	
7 DAVIS, Karsyn	.273	27-21	55	3	15	3	0	1	9	2	0	8	0-0	.259	32-22	58	3	15	3	0	1	9	3	0	8	0-0	
15 PAULEY, Austine	.253	31-29	75	18	19	2	2	3	7	6	0	13	3-4	.260	48-46	123	30	32	6	3	5	16	14	1	22	9-11	
16 RICKERMANN, Abigail	.212	25-5	33	8	7	0	0	0	1	3	0	6	1-2	.212	25-5	33	8	7	0	0	0	1	3	0	6	1-2	
10 EMERT, Ashley	.152	20-17	46	2	7	1	0	1	4	2	1	13	0-0	.160	57-30	81	11	13	2	1	2	9	9	2	26	5-5	
21 PENA, Chelsy	.063	19-12	32	1	2	1	0	0	2	4	1	4	0-0	.172	78-32	116	13	20	5	0	0	15	10	1	12	3-5	
<hr/>																											
17 ROBINSON, Kelby	1.000	17-0	1	6	1	0	0	0	0	0	0	0	7-9	1.000	17-0	1	6	1	0	0	0	0	0	0	0	7-9	
20 WININGER, Leah	.167	13-3	12	0	2	0	0	0	2	1	0	3	0-0	.133	36-4	30	5	4	1	0	0	3	2	0	6	1-2	
27 GRIFFIN, Anna	.154	9-3	13	0	2	0	0	0	1	1	0	6	0-0	.203	47-16	64	7	13	2	1	2	8	14	0	22	1-1	
11 MARTON, Danina	.143	17-1	7	2	1	0	1	0	0	0	1	3	1-3	.281	55-2	32	10	9	1	1	0	3	2	1	7	4-7	
8 ROLLET, Abby	.000	3-0	2	0	0	0	0	0	0	1	0	1	0-0	.000	3-0	2	0	0	0	0	0	0	1	0	1	0-0	
9 ROOK, Rachel	.000	1-1	0	0	0	0	0	0	0	0	0	0	0-0	.000	6-5	0	0	0	0	0	0	0	0	0	0	0-0	
Totals	.297	35-35	932	165	277	46	5	36	150	97	20	159	45-64														
Opponents	.223	35-35	867	108	193	33	2	26	98	65	23	207	34-39														

(All games Sorted by Earned run avg)

Player	SEASON														CAREER													
	ERA	W-L	App	GS	CG	Sho	Sv	IP	H	R	ER	BB	SO	ERA	W-L	App	GS	CG	Sho	Sv	IP	H	R	ER	BB	SO		
9 ROOK, Rachel	2.39	14-8	26	21	9	6	2	117.0	85	46	40	25	142	2.31	34-19	96	44	16	11	8	294.1	207	111	97	88	346		
19 HOLMAN, Paytience	3.24	6-6	19	14	4	3	0	71.1	70	41	33	26	41	3.00	8-9	27	19	6	4	0	105.0	101	58	45	39	75		
6 DAVIS, Marisa	2.57	1-0	18	0	0	0	3	32.2	32	13	12	7	22	3.36	3-1	40	2	0	0	3	68.2	70	37	33	23	48		
12 DREILING, Katie	7.41	0-0	4	0	0	0	0	5.2	6	8	6	7	2	7.41	0-0	4	0	0	0	0	5.2	6	8	6	7	2		
Totals	2.81	21-14	35	35	13	10	5	226.2	193	108	91	65	207															
Opponents	4.34	14-21	35	35	11	2	2	225.2	277	165	140	97	159															

**Multiple-Hit Games**

Player	2	3	4	5+	Total
Rachel Anderson	11	1	1	-	13
Katie Dreiling	8	3	-	-	11
Ashley Ellis	8	1	-	-	9
Kaylee Anderson	8	-	-	-	8
Jillian Anderson	6	1	-	-	7
Kynzie Wrigley	6	1	-	-	7
Alyson Tucker	3	1	-	-	4
Karsyn Davis	3	-	-	-	3
Austine Pauley	3	-	-	-	3
Ashley Emert	2	-	-	-	2
Kimmy Wallen	1	-	-	-	1

Multiple-RBI Games

Player	2	3	4	5+	Total
Ashley Ellis	4	3	1	2	10
Kaylee Anderson	4	2	-	-	6
Rachel Anderson	2	2	1	1	6
Jillian Anderson	1	2	-	-	3
Katie Dreiling	-	2	-	-	2
Ashley Emert	-	1	-	-	1
Alyson Tucker	1	-	-	-	1
Leaha Winingier	1	-	-	-	1
Karsyn Davis	-	-	1	-	1

Inning-by-Inning Summary

Inning	SEMO	Opp.
First	35	21
Second	13	12
Third	31	17
Fourth	15	14
Fifth	31	8
Sixth	30	26
Seventh	8	9
Extra	2	1
Total	165	108

Inning-by-Inning Summary (OVC Games)

Inning	SEMO	Opp.
First	29	8
Second	13	1
Third	28	9
Fourth	8	5
Fifth	22	6
Sixth	19	11
Seventh	8	5
Extra	0	1
Total	127	46

Current Hitting Streaks

Player	Games	Started
Rachel Anderson	4	4/14
Alyson Tucker	3	4/17

Current Reached Base Streaks

Player	Games	Started
Alyson Tucker	9	4/3

Career Multiple-Hit Games

Player	2	3	4	5+	Total
Rachel Anderson	65	17	2	-	84
Ashley Ellis	39	7	1	1	48
Kaylee Anderson	15	2	-	-	17
Katie Dreiling	8	3	-	-	11
Jillian Anderson	6	1	-	-	7
Kynzie Wrigley	6	1	-	-	7
Austine Pauley	5	-	1	-	6
Alyson Tucker	3	1	-	-	4
Chelsy Pena	4	-	-	-	4
Karsyn Davis	3	-	-	-	3
Ashley Emert	3	-	-	-	3
Kimmy Wallen	2	-	-	-	2
Danina Marton	1	-	-	-	1

Career Multiple-RBI Games

Player	2	3	4	5+	Total
Rachel Anderson	19	13	5	1	38
Ashley Ellis	17	12	6	2	37
Kaylee Anderson	11	3	1	-	15
Chelsy Pena	3	-	-	-	3
Jillian Anderson	1	2	-	-	3
Austine Pauley	2	-	-	-	2
Ashley Emert	1	1	-	-	2
Katie Dreiling	-	2	-	-	2
Alyson Tucker	1	-	-	-	1
Leaha Winingier	1	-	-	-	1

1 Jillian Anderson**2021 Season/Career-Highs**

At-Bats.....	4, 7x, last at SIU Edwardsville (4/11/21)
Runs.....	3, at Belmont (3/21/21)
Hits.....	3, vs. Austin Peay (3/6/21)
Doubles.....	2, at Tennessee Tech (3/13/21)
Triples.....	1, at Belmont (3/21/21)
Home Runs.....	-
RBI.....	3, 2x, last at SIU Edwardsville (4/11/21)
Stolen Bases.....	1, 8x, last vs. Eastern Illinois (4/3/21)

14 Kaylee Anderson**2021 Season-Highs**

At-Bats.....	5, 2x, last at SIU Edwardsville (4/11)
Runs.....	2, 4x, last vs. Morehead State (3/27)
Hits.....	2, 8x, last at SIU Edwardsville (4/11)
Doubles.....	1, 4x, last at SIU Edwardsville (4/11)
Triples.....	-
Home Runs.....	2, at Tennessee Tech (3/12)
RBI.....	3, 2x, last at SIU Edwardsville (4/10)
Stolen Bases.....	2, at Belmont (3/20)

Hitting Career-Highs

At-Bats.....	5, 3x, last at SIU Edwardsville (4/11/21)
Runs.....	3, vs. Kansas City (3/1/20)
Hits.....	3, 2x, last vs. Kansas City (3/1/20)
Doubles.....	2, vs. Saint Louis (4/17/19)
Triples.....	1, 2x, last vs. South Carolina State (2/23/20)
Home Runs.....	2, 2x, last at Tennessee Tech (3/12/21)
RBI.....	4, at Tennessee State (3/23/19)
Stolen Bases.....	3, vs. Mississippi Valley State (3/6/20)

Pitching Career-Highs

Innings Pitched.....	4.0, 5x, last at Troy (2/15/20)
Fewest Hits.....	0, 3x, last vs. Jacksonville State (5/11/19)
Most Hits.....	8, 2x, last vs. Purdue Fort Wayne (2/14/20)
Fewest Runs.....	0, 14x, last vs. Bryant (3/7/20)
Most Runs.....	9, vs. Purdue Fort Wayne (2/14/20)
Fewest Walks.....	0, 16x, last vs. Bryant (3/7/20)
Strikeouts.....	5, at Tennessee Tech (4/26/19)

2 Rachel Anderson**2021 Season-Highs**

At-Bats.....	4, 7x, last vs. Eastern Kentucky (4/18)
Runs.....	3, 2x, last vs. Eastern Kentucky (4/17)
Hits.....	4, vs. Morehead State (3/26)
Doubles.....	2, at Belmont (3/21)
Triples.....	1, vs. Morehead State (3/26)
Home Runs.....	1, 4x, last at SIU Edwardsville (4/10)
RBI.....	5, vs. Morehead State (3/27)
Stolen Bases.....	1, 9x, last vs. Eastern Kentucky (4/18)

Career-Highs

At-Bats.....	5, 4x, last vs. Purdue Fort Wayne (2/14/20)
Runs.....	3, 12x, last vs. Eastern Kentucky (4/17/21)
Hits.....	4, 2x, last vs. Morehead State (3/26/21)
Doubles.....	2, 2x, last at Belmont (3/21/21)
Triples.....	2, 2x, last at Alcorn State (2/25/17)
Home Runs.....	1, 28x, last at SIU Edwardsville (4/10/21)
RBI.....	5, vs. Morehead State (3/27/21)
Stolen Bases.....	4, vs. Kansas City (2/29/20)

7 Karsyn Davis**2021 Season-Highs**

At-Bats.....	4, at Belmont (3/20)
Runs.....	1, 3x, last vs. Eastern Illinois (4/2)
Hits.....	2, 3x, last vs. Morehead State (3/27)
Doubles.....	2, at Belmont (3/20)
Triples.....	-
Home Runs.....	1, vs. Morehead State (3/27)
RBI.....	4, at Belmont (3/20)
Stolen Bases.....	-

Career-Highs

At-Bats.....	4, at Belmont (3/20/21)
Runs.....	1, 3x, last vs. Eastern Illinois (4/2/21)
Hits.....	2, 3x, last vs. Morehead State (3/27/21)
Doubles.....	2, at Belmont (3/20/21)
Triples.....	-
Home Runs.....	1, vs. Morehead State (3/27/21)
RBI.....	4, at Belmont (3/20/21)
Stolen Bases.....	-

6 Marisa Davis**2021 Season-Highs**

Innings Pitched.....	4.0, at Tennessee Tech (3/12)
Fewest Hits.....	0, 5x, last vs. Eastern Illinois (4/3)
Most Hits.....	7, at Belmont (3/21)
Fewest Runs.....	0, 12x, last vs. Eastern Kentucky (4/18)
Most Runs.....	4, at Belmont (3/21)
Fewest Walks.....	0, 13x, last vs. Eastern Kentucky (4/18)
Strikeouts.....	3, 2x, last at SIU Edwardsville (4/11)

Career-Highs

Innings Pitched.....	4.0, 2x, last at Tennessee Tech (3/12/21)
Fewest Hits.....	0, 7x, last vs. Eastern Illinois (4/3/21)
Most Hits.....	7, at Belmont (3/21/21)
Fewest Runs.....	0, 23x, last vs. Eastern Kentucky (4/18/21)
Most Runs.....	4, 3x, last at Belmont (3/21/21)
Fewest Walks.....	0, 24x, last vs. Eastern Kentucky (4/18/21)
Strikeouts.....	3, 5x, last at SIU Edwardsville (4/11/21)

12 Katie Dreiling**2021 Hitting Season/Career-Highs**

At-Bats.....	4, 7x, last vs. Eastern Illinois (4/3/21)
Runs.....	2, 3x, last vs. Morehead State (3/27/21)
Hits.....	3, 3x, last vs. Southern Illinois (3/31/21)
Doubles.....	1, 7x, last vs. Morehead State (3/27/21)
Triples.....	-
Home Runs.....	2, at Belmont (3/20/21)
RBI.....	3, 2x, last vs. Morehead State (3/27/21)
Stolen Bases.....	1, 2x, last at Saint Louis (3/24/21)

2021 Pitching Season/Career-Highs

Innings Pitched.....	2.0, at Auburn (2/13/21)
Fewest Hits.....	1, 2x, last vs. Texas Tech (2/28/21)
Most Hits.....	2, 2x, last vs. Austin Peay (3/6/21)
Fewest Runs.....	0, 2x, last vs. Austin Peay (3/6/21)
Most Runs.....	4, 2x, last at Arkansas (2/26/21)
Fewest Walks.....	1, 2x, last vs. Texas Tech (2/28/21)
Strikeouts.....	2, at Auburn (2/13/21)

26 Ashley Ellis**2021 Season-Highs**

At-Bats.....	4, 7x, last vs. Eastern Kentucky (4/18)
Runs.....	2, 2x, last vs. Morehead State (3/27)
Hits.....	3, at SIU Edwardsville (4/11)
Doubles.....	1, 3x, last at SIU Edwardsville (4/11)
Triples.....	-
Home Runs.....	2, 3x, last vs. Eastern Illinois (4/2)
RBI.....	5, 2x, last vs. Morehead State (3/27)
Stolen Bases.....	1, vs. Eastern Illinois (4/3)

Career-Highs

At-Bats.....	6, vs. Purdue Fort Wayne (2/14/20)
Runs.....	3, 2x, last vs. Purdue Fort Wayne (2/14/20)
Hits.....	3, 6x, last at SIU Edwardsville (4/11/21)
Doubles.....	3, vs. Morehead State (5/3/19)
Triples.....	1, 4x, last at Northern Iowa (2/9/19)
Home Runs.....	2, 7x, last vs. Eastern Illinois (4/2/21)
RBI.....	5, 3x, last vs. Morehead State (3/27/21)
Stolen Bases.....	1, 6x, last vs. Eastern Illinois (4/3/21)



10 Ashley Emert

2021 Season-Highs	
At-Bats.....	4, vs. Austin Peay (3/6)
Runs.....	1, 2x, last vs. North Dakota State (2/26)
Hits.....	2, 2x, last at Tennessee (2/20)
Doubles.....	1, at Auburn (2/13)
Triples.....	-
Home Runs.....	1, vs. North Dakota State (2/26)
RBI.....	3, vs. North Dakota State (2/26)
Stolen Bases.....	-

Career-Highs	
At-Bats.....	4, vs. Austin Peay (3/6/21)
Runs.....	3, vs. South Carolina State (2/21/20)
Hits.....	2, 3x, last at Tennessee (2/20/21)
Doubles.....	1, 2x, last at Auburn (2/13/21)
Triples.....	1, vs. South Carolina State (2/21/20)
Home Runs.....	2, vs. North Dakota State (2/26/21)
RBI.....	3, vs. North Dakota State (2/26/21)
Stolen Bases.....	2, vs. South Carolina State (2/21/20)

27 Anna Griffin

2021 Season-Highs	
At-Bats.....	3, 2x, last at Arkansas (2/26)
Runs.....	-
Hits.....	1, 2x, last at Belmont (3/20)
Doubles.....	-
Triples.....	-
Home Runs.....	-
RBI.....	1, at Arkansas (2/26)
Stolen Bases.....	-

Career-Highs	
At-Bats.....	4, at Central Arkansas (3/1/19)
Runs.....	1, 7x, last vs. Bryant (3/7/20)
Hits.....	1, 13x, last at Belmont (3/20/21)
Doubles.....	1, 2x, last vs. Kennesaw State (2/14/20)
Triples.....	1, vs. Mississippi Valley State (3/6/20)
Home Runs.....	1, 2x, last at Central Arkansas (3/1/19)
RBI.....	1, 8x, last at Arkansas (2/27/21)
Stolen Bases.....	1, vs. Bryant (3/7/20)

5 Kileigh Grisham

2021 Season/Career-Highs	
At-Bats.....	-
Runs.....	-
Hits.....	-
Doubles.....	-
Triples.....	-
Home Runs.....	-
RBI.....	-
Stolen Bases.....	-

22 Amanda Hansen

2021 Season/Career-Highs	
Innings Pitched.....	-
Fewest Hits.....	-
Most Hits.....	-
Fewest Runs.....	-
Most Runs.....	-
Fewest Walks.....	-
Strikeouts.....	-

19 Paytience Holman

2021 Season	
Innings Pitched.....	7.0, 2x, last vs. Eastern Illinois (4/3/21)
Fewest Hits.....	0, at Auburn (2/14)
Most Hits.....	10, vs. Eastern Kentucky (4/17)
Fewest Runs.....	0, 7x, last vs. Saint Louis (4/14)
Most Runs.....	7, at Tennessee (2/20)
Fewest Walks.....	0, 5x, last vs. Morehead State (3/27)
Strikeouts.....	6, 2x, last vs. Eastern Illinois (4/3)

Career-Highs	
Innings Pitched.....	7.0, 3x, last vs. Eastern Illinois (4/3/21)
Fewest Hits.....	0, at Auburn (2/14/21)
Most Hits.....	10, vs. Eastern Kentucky (4/17/21)
Fewest Runs.....	0, 7x, last vs. Saint Louis (4/14/21)
Most Runs.....	7, at Tennessee (2/20/21)
Fewest Walks.....	0, 6x, last vs. Morehead State (3/27/21)
Strikeouts.....	14, vs. Mississippi Valley State (3/6/20)

11 Danina Marton

2021 Season-Highs	
At-Bats.....	2, vs. Texas Tech (2/28)
Runs.....	1, vs. Eastern Illinois (4/2)
Hits.....	1, at SIU Edwardsville (4/10)
Doubles.....	-
Triples.....	1, at SIU Edwardsville (4/10)
Home Runs.....	-
RBI.....	-
Stolen Bases.....	1, vs. Eastern Illinois (4/3)

Career-Highs	
At-Bats.....	3, 3x, last vs. South Carolina State (2/21/20)
Runs.....	2, at Alabama State (2/21/20)
Hits.....	2, at Alabama State (2/21/20)
Doubles.....	1, vs. UMKC (3/9/19)
Triples.....	1, at SIU Edwardsville (4/10/21)
Home Runs.....	-
RBI.....	1, 3x, last vs. Bryant (3/7/20)
Stolen Bases.....	1, 4x, last vs. Eastern Illinois (4/3/21)

15 Austine Pauley

2021 Season-Highs	
At-Bats.....	4, 4x, at SIU Edwardsville (4/11)
Runs.....	2, 2x, last at SIU Edwardsville (4/11)
Hits.....	2, 3x, last vs. Eastern Kentucky (4/17)
Doubles.....	1, 2x, last vs. Eastern Kentucky (4/17)
Triples.....	1, 2x, last at SIU Edwardsville (4/10)
Home Runs.....	1, 3x, last vs. Morehead State (3/26)
RBI.....	1, 7x, last vs. Eastern Kentucky (4/17)
Stolen Bases.....	1, 3x, last at SIU Edwardsville (4/11)

Career-Highs	
At-Bats.....	5, 2x, last vs. Kansas City (3/1/20)
Runs.....	2, 5x, last at SIU Edwardsville (4/11/21)
Hits.....	4, vs. Purdue Fort Wayne (2/14/20)
Doubles.....	1, 6x, last vs. Eastern Kentucky (4/17/21)
Triples.....	1, 3x, last at SIU Edwardsville (4/10/21)
Home Runs.....	1, 5x, last vs. Morehead State (3/26/21)
RBI.....	2, 3x, last vs. Bryant (3/7/20)
Stolen Bases.....	3, vs. Grambling State (2/22/20)

21 Chelsy Pena

2021 Season-Highs	
At-Bats.....	4, vs. North Dakota State (2/26)
Runs.....	1, vs. North Dakota State (2/26)
Hits.....	1, 2x, last at Belmont (3/21)
Doubles.....	1, vs. North Dakota State (2/26)
Triples.....	-
Home Runs.....	-
RBI.....	1, 2x, last at Belmont (3/21)
Stolen Bases.....	-

Career-Highs	
At-Bats.....	4, 3x, last vs. North Dakota State (2/26/21)
Runs.....	2, vs. UMKC (3/8/19)
Hits.....	2, 3x, last vs. Mississippi Valley State (3/6/20)
Doubles.....	2, vs. Coppin State (3/2/19)
Triples.....	-
Home Runs.....	-
RBI.....	2, 3x, last vs. Murray State (4/15/19)
Stolen Bases.....	2, vs. Louisiana-Monroe (3/1/19)

16 Abigail Rickermann

2021 Season/Career-Highs	
At-Bats.....	4, at Arkansas (2/26/21)
Runs.....	2, vs. Texas Tech (2/27/21)
Hits.....	1, 7x, last vs. Saint Louis (4/14/21)
Doubles.....	-
Triples.....	-
Home Runs.....	-
RBI.....	1, vs. Saint Louis (4/14/21)
Stolen Bases.....	1, vs. Texas Tech (2/27/21)

17 Kelby Robinson

2021 Season/Career-Highs	
At-Bats.....	1, vs. Eastern Kentucky (4/18/21)
Runs.....	1, 6x, last vs. Eastern Kentucky (4/17/21)
Hits.....	1, vs. Eastern Kentucky (4/18/21)
Doubles.....	-
Triples.....	-
Home Runs.....	-
RBI.....	-
Stolen Bases.....	2, 2x, last vs. Eastern Kentucky (4/17/21)

8 Abby Rollet

2021 Season/Career-Highs	
At-Bats.....	1, 2x, last vs. Eastern Kentucky (4/17)
Runs.....	-
Hits.....	-
Doubles.....	-
Triples.....	-
Home Runs.....	-
RBI.....	-
Stolen Bases.....	-

9 Rachel Rook

2021 Season-Highs	
Innings Pitched.....	7.1, at SIU Edwardsville (4/11)
Fewest Hits.....	0, 3x, last at SIU Edwardsville (4/11)
Most Hits.....	9, at SIU Edwardsville (4/11)
Fewest Runs.....	0, 11x, last vs. Eastern Kentucky (4/17)
Most Runs.....	6, at Arkansas (2/27)
Fewest Walks.....	0, 11x, last vs. Eastern Kentucky (4/17)
Strikeouts.....	13, at Belmont (3/20)

Career-Highs	
Innings Pitched.....	7.1, at SIU Edwardsville (4/11/21)
Fewest Hits.....	0, 23x, last at SIU Edwardsville (4/11/21)
Most Hits.....	9, at SIU Edwardsville (4/11/21)
Fewest Runs.....	0, 47x, last vs. Eastern Kentucky (4/17/21)
Most Runs.....	6, at Arkansas (2/27/21)
Fewest Walks.....	0, 42x, last vs. Eastern Kentucky (4/17/21)
Strikeouts.....	15, vs. Bryant (3/6/20)

4 Alyson Tucker

2021 Season/Career-Highs	
At-Bats.....	4, 2x, last at Belmont (3/21/21)
Runs.....	2, 2x, last at SIU Edwardsville (4/10/21)
Hits.....	3, at Belmont (3/20/21)
Doubles.....	1, 4x, last vs. Eastern Kentucky (4/18/21)
Triples.....	-
Home Runs.....	1, 2x, last vs. Eastern Illinois (4/3/21)
RBI.....	2, vs. Austin Peay (3/5/21)
Stolen Bases.....	1, 3x, last vs. Saint Louis (4/14/21)

3 Kimmy Wallen

2021 Season-Highs	
At-Bats.....	4, at Tennessee Tech (3/12)
Runs.....	2, at Tennessee Tech (3/12)
Hits.....	2, at Tennessee Tech (3/12)
Doubles.....	1, at Tennessee Tech (3/13)
Triples.....	-
Home Runs.....	-
RBI.....	1, vs. Eastern Illinois (4/3)
Stolen Bases.....	2, at Tennessee Tech (3/12)

SOUTHEAST MISSOURI SOFTBALL NOTES // MURRAY STATE



Career-Highs	
At-Bats.....	4, 3x, last at Tennessee Tech (3/12/21)
Runs.....	2, 2x, last at Tennessee Tech (3/12/21)
Hits.....	2, 2x, last at Tennessee Tech (3/12/21)
Doubles.....	1, at Tennessee Tech (3/13/21)
Triples.....	-
Home Runs.....	-
RBI.....	1, 3x, last vs. Eastern Illinois (4/3/21)
Stolen Bases.....	2, 2x, last at Tennessee Tech (3/12/21)

24 Kynzie Wrigley

2021 Season/Career-Highs	
At-Bats.....	4, 9x, last vs. Eastern Kentucky (4/17/21)
Runs.....	2, vs. Morehead State (3/27/21)
Hits.....	3, vs. Austin Peay (3/6/21)
Doubles.....	1, 4x, last vs. Morehead State (3/26/21)
Triples.....	-
Home Runs.....	1, at Saint Louis (3/24/21)
RBI.....	1, 7x, last at SIU Edwardsville (4/11/21)
Stolen Bases.....	1, 3x, last at SIU Edwardsville (4/11/21)

Southeast Missouri's Record

Overall.....	21-14
At Home.....	10-4
On the Road.....	9-9
At Neutral Sites.....	2-1
Against Non-OVC Opponents.....	5-9
Against OVC Opponents.....	16-5
In Home OVC Games.....	8-4
In Away OVC Games.....	8-1
vs. Ranked Teams.....	0-4
In February.....	2-8
In March.....	13-2
In April.....	6-4
In May.....	0-0
On Mondays.....	0-0
On Tuesdays.....	0-1
On Wednesdays.....	3-0
On Thursdays.....	0-0
On Fridays.....	6-1
On Saturdays.....	10-8
On Sundays.....	2-4
In Day Games.....	19-13
In Night Games.....	2-1
In Extra Inning Games.....	1-1
When Redhawks Score First.....	20-2
When Opponents Score First.....	1-12
vs. Left-Handed Starter.....	3-3
vs. Right-Handed Starter.....	18-11
In 1-Run Games.....	1-2
In 2-Run Games.....	3-2
In 5+ Run Games.....	12-4
Shutouts.....	10-2
When Leading After Six Innings.....	14-0
When Trailing After Six Innings.....	0-13
When Tied After Six Innings.....	1-0
When Redhawks Starter Goes 6 or more Innings.....	7-3
When Redhawks Get 10 or more Hits.....	11-3
When Redhawks Outhit Opponents.....	17-4
When Redhawks Get Outhit.....	3-8
When Hits are Tied.....	1-2
When Scoring 0-2 Runs.....	1-9
When Scoring 3-5 Runs.....	5-5
When Scoring 6-9 Runs.....	13-0
When Scoring 10+ Runs.....	2-0
When Opponents Score 0-2 Runs.....	17-0
When Opponents Score 3-5 Runs.....	4-6
When Opponents Score 6-9 Runs.....	0-8
When Opponents Score 10+ Runs.....	0-0
Without Hitting a Home Run.....	6-10
When Hitting 1 Home Run.....	4-2
When Hitting 2+ Home Runs.....	11-2
Committing 0 Errors.....	9-2
Committing 1 Error.....	7-6
Committing 2+ Errors.....	5-6

Honors & Awards

OVC Player of the Week

Ashley Ellis, 1B, Mar. 15
Ashley Ellis, 1B, Mar. 29

OVC Pitcher of the Week

Rachel Rook, Mar. 22
Rachel Rook, Mar. 29



Game-by-Game Starting Lineups

Opponent	P	C	1B	2B	3B	SS	LF	CF	RF	DP
Auburn	Rook	Pena	Ellis	Pauley	Emert	Tucker	J. Anderson	R. Anderson	K. Anderson	Dreiling
Auburn	Holman	K. Davis	Ellis	Pauley	Emert	Tucker	J. Anderson	R. Anderson	K. Anderson	Dreiling
Auburn	Rook	Pena	Ellis	Pauley	Emert	Tucker	J. Anderson	R. Anderson	K. Anderson	Wrigley
Tennessee	Holman	K. Davis	Ellis	Pauley	Emert	Tucker	J. Anderson	R. Anderson	K. Anderson	Wallen
Tennessee	Rook	Pena	Ellis	Pauley	Emert	Tucker	J. Anderson	R. Anderson	K. Anderson	Griffin
North Dakota State	Rook	Pena	Ellis	Rickermann	Emert	Pauley	J. Anderson	R. Anderson	K. Anderson	Dreiling
Arkansas	Holman	K. Davis	Ellis	Rickermann	Emert	Pauley	J. Anderson	R. Anderson	K. Anderson	Griffin
Texas Tech	Holman	K. Davis	Ellis	Rickermann	Emert	Pauley	J. Anderson	R. Anderson	K. Anderson	Dreiling
Arkansas	Rook	Pena	Ellis	Rickermann	Emert	Pauley	J. Anderson	R. Anderson	K. Anderson	Griffin
Texas Tech	Rook	K. Davis	Ellis	K. Anderson	Emert	Rickermann	Marton	R. Anderson	Wallen	Wininger
Austin Peay	Rook	K. Davis	Ellis	Pauley	Emert	Tucker	J. Anderson	R. Anderson	K. Anderson	Dreiling
Austin Peay	Holman	Pena	Ellis	Pauley	Emert	Tucker	J. Anderson	R. Anderson	K. Anderson	Dreiling
Austin Peay	Rook	K. Davis	Ellis	Wrigley	Emert	Tucker	J. Anderson	R. Anderson	K. Anderson	Dreiling
Tennessee Tech	Holman	K. Davis	Ellis	Wrigley	Pauley	Tucker	J. Anderson	R. Anderson	Wallen	K. Anderson
Tennessee Tech	Rook	Pena	Ellis	Wrigley	Emert	Tucker	J. Anderson	R. Anderson	K. Anderson	Dreiling
Tennessee Tech	Rook	K. Davis	Ellis	Wrigley	Pauley	Tucker	J. Anderson	R. Anderson	K. Anderson	Dreiling
Southern Illinois	Holman	Wininger	Ellis	Wrigley	Pauley	Tucker	J. Anderson	R. Anderson	K. Anderson	Dreiling
Belmont	Holman	K. Davis	Ellis	Wrigley	Pauley	Tucker	J. Anderson	R. Anderson	K. Anderson	Dreiling
Belmont	Rook	Pena	Ellis	Wrigley	Emert	Tucker	J. Anderson	R. Anderson	K. Anderson	Dreiling
Belmont	Rook	K. Davis	Ellis	Wrigley	Pauley	Tucker	J. Anderson	R. Anderson	K. Anderson	Dreiling
Saint Louis	Holman	Wininger	Ellis	Wrigley	Emert	Tucker	J. Anderson	R. Anderson	K. Anderson	Dreiling
Morehead State	Rook	K. Davis	Ellis	Wrigley	Pauley	Tucker	J. Anderson	R. Anderson	K. Anderson	Dreiling
Morehead State	Holman	K. Davis	Ellis	Wrigley	Pauley	Tucker	J. Anderson	R. Anderson	K. Anderson	Dreiling
Morehead State	Rook	Pena	Ellis	Wrigley	Emert	Tucker	J. Anderson	R. Anderson	K. Anderson	Dreiling
Southern Illinois	Rook	K. Davis	Ellis	Wrigley	Pauley	Tucker	J. Anderson	R. Anderson	K. Anderson	Dreiling
Eastern Illinois	Rook	K. Davis	Ellis	Wrigley	Pauley	Tucker	J. Anderson	R. Anderson	K. Anderson	Dreiling
Eastern Illinois	Holman	K. Davis	Ellis	Wrigley	Pauley	Tucker	J. Anderson	R. Anderson	K. Anderson	Dreiling
Eastern Illinois	Rook	Pena	Ellis	Wrigley	Pauley	Tucker	J. Anderson	R. Anderson	K. Anderson	Dreiling
SIU Edwardsville	Rook	K. Davis	Ellis	Wrigley	Pauley	Tucker	J. Anderson	R. Anderson	K. Anderson	Dreiling
SIU Edwardsville	Holman	K. Davis	Ellis	Wrigley	Pauley	Tucker	J. Anderson	R. Anderson	K. Anderson	Dreiling
SIU Edwardsville	Rook	Pena	K. Anderson	Wrigley	Pauley	Tucker	J. Anderson	R. Anderson	Wallen	Ellis
Saint Louis	Holman	Pena	Ellis	Wrigley	Pauley	Tucker	J. Anderson	R. Anderson	K. Anderson	Dreiling
Eastern Kentucky	Rook	K. Davis	Ellis	Wrigley	Pauley	Tucker	J. Anderson	R. Anderson	K. Anderson	Dreiling
Eastern Kentucky	Holman	K. Davis	Ellis	Wrigley	Pauley	Tucker	J. Anderson	R. Anderson	K. Anderson	Dreiling
Eastern Kentucky	Rook	K. Davis	Ellis	Wrigley	Pauley	Tucker	J. Anderson	R. Anderson	K. Anderson	Dreiling
UT Martin										
UT Martin										
Murray State										
Murray State										
Murray State										
UT Martin										
UT Martin										
Jacksonville State										
Jacksonville State										
Jacksonville State										



Game-by-Game Hitting

Opponent	AB	R	H	RBI	2B	3B	HR	BB	IBB	SB	CS	HBP	SAC	SF	GDP	K	PQ	A	E	Avg
Southeast Missouri	14	0	0	0	0	0	0	4	0	0	1	0	0	0	0	7	12	5	4	.000
Auburn	18	8	5	8	0	0	2	5	0	2	0	0	0	1	1	4	15	4	0	.278
Southeast Missouri	28	1	10	1	4	0	0	2	0	0	0	0	0	0	0	12	18	8	1	.238
Auburn	26	5	9	5	2	1	0	1	0	2	1	0	0	0	0	6	21	6	0	.318
Southeast Missouri	25	1	2	0	0	0	0	1	0	0	0	1	0	0	0	6	18	1	1	.179
Auburn	24	3	7	3	2	0	0	2	0	3	0	1	1	0	0	7	21	6	3	.309
Southeast Missouri	22	0	3	0	0	0	0	2	0	0	0	2	0	0	0	9	18	7	1	.169
Tennessee	27	7	9	7	1	0	3	1	0	0	0	0	0	1	0	1	21	5	0	.316
Southeast Missouri	28	3	6	2	0	0	1	0	0	1	0	0	0	0	0	4	18	4	1	.179
Tennessee	23	5	6	4	1	0	2	2	0	5	0	1	0	1	0	7	21	8	1	.305
Southeast Missouri	30	6	8	6	1	0	2	2	0	1	0	1	0	0	0	4	21	5	1	.197
North Dakota State	30	2	8	2	1	0	1	0	0	0	0	0	0	0	0	5	21	11	1	.297
Southeast Missouri	27	3	5	3	1	0	0	1	0	0	0	0	0	0	0	7	18	6	1	.195
Arkansas	23	9	6	9	0	0	3	4	0	0	0	1	2	0	0	3	21	8	1	.292
Southeast Missouri	26	5	6	5	1	0	1	5	0	2	2	0	0	2	0	5	24	6	1	.200
Texas Tech	34	3	10	3	0	1	0	2	0	1	0	2	1	0	0	7	24	13	0	.293
Southeast Missouri	26	3	3	3	0	0	2	0	0	0	1	0	0	0	0	7	18	1	0	.190
Arkansas	25	6	8	6	2	0	2	3	0	0	0	1	0	1	0	5	21	13	3	.296
Southeast Missouri	21	1	4	1	1	0	0	2	0	0	2	3	2	0	0	6	21	10	2	.190
Texas Tech	32	7	11	5	1	0	1	2	0	4	0	3	1	0	0	2	21	7	0	.302
Southeast Missouri	21	6	5	5	0	0	2	4	0	1	1	3	0	0	1	3	21	4	0	.194
Austin Peay	29	5	9	5	4	0	2	2	0	0	0	0	0	0	0	6	18	9	2	.302
Southeast Missouri	29	3	9	3	1	0	2	3	0	0	0	1	0	0	1	1	21	10	3	.205
Austin Peay	30	4	7	3	1	0	1	5	1	0	0	1	0	0	0	4	21	7	1	.296
Southeast Missouri	27	8	13	8	1	0	0	5	0	1	0	1	1	1	0	1	18	1	0	.228
Austin Peay	19	0	1	0	0	0	0	2	0	0	0	0	0	0	0	6	16	8	1	.282
Southeast Missouri	32	7	10	7	2	1	1	4	0	7	0	0	0	0	0	1	21	11	1	.236
Tennessee Tech	23	0	2	0	0	0	0	2	0	0	0	0	0	0	0	2	21	7	2	.270
Southeast Missouri	27	4	6	4	1	0	2	1	0	3	1	1	0	0	0	5	21	11	2	.235
Tennessee Tech	23	1	1	0	0	0	0	2	0	1	0	0	0	0	0	3	21	10	1	.256
Southeast Missouri	28	8	8	7	4	0	2	3	0	1	0	1	0	0	0	4	21	6	0	.238
Tennessee Tech	28	4	7	4	0	0	2	1	0	0	0	0	0	0	0	5	21	10	1	.256
Southeast Missouri	28	2	8	2	1	0	1	1	0	1	0	1	1	0	0	7	18	4	1	.241
Southern Illinois	24	6	5	5	0	0	1	5	0	1	0	3	0	0	0	9	21	9	0	.253
Southeast Missouri	32	8	11	7	5	0	0	1	0	1	0	1	1	0	0	5	21	9	0	.248
Belmont	24	2	4	2	1	0	1	3	0	0	0	1	1	0	0	6	21	10	1	.249
Southeast Missouri	27	6	10	6	3	0	2	4	0	4	1	0	1	1	0	4	21	4	0	.255
Belmont	23	0	2	0	1	0	0	0	0	0	0	0	0	0	0	13	21	8	0	.241
Southeast Missouri	31	8	14	8	3	1	0	6	0	2	2	0	0	1	0	4	21	4	0	.267
Belmont	26	4	7	3	1	0	0	3	0	1	0	2	0	1	0	8	21	6	0	.243
Southeast Missouri	28	6	8	4	2	0	2	5	0	2	1	0	0	0	0	3	21	3	0	.268
Saint Louis	25	1	5	1	1	0	0	0	0	1	0	1	0	0	0	8	21	12	2	.241
Southeast Missouri	23	8	10	8	2	1	3	6	0	1	0	0	0	0	0	3	15	3	1	.274
Morehead State	17	0	1	0	0	0	0	0	0	0	0	0	0	0	0	7	12	5	1	.235
Southeast Missouri	24	10	12	10	2	0	3	3	0	0	0	0	0	0	0	0	15	8	0	.283
Morehead State	16	0	1	0	0	0	0	0	0	0	0	0	0	0	0	4	12	6	1	.230
Southeast Missouri	26	9	10	8	2	0	3	4	0	1	0	0	1	0	0	5	18	4	2	.287
Morehead State	21	1	3	0	1	0	0	1	0	2	1	0	1	0	0	5	16	4	1	.227
Southeast Missouri	26	5	9	3	0	0	0	5	0	0	1	0	0	0	1	6	21	4	2	.290
Southern Illinois	25	0	2	0	0	0	0	2	0	1	0	2	0	0	0	9	18	8	4	.221
Southeast Missouri	25	7	7	7	1	0	2	0	0	0	0	0	0	0	0	5	21	6	1	.289
Eastern Illinois	25	0	4	0	1	0	0	0	0	1	1	0	0	0	0	7	18	6	1	.219
Southeast Missouri	23	3	6	3	0	0	1	0	0	3	0	1	1	0	0	5	21	6	1	.288
Eastern Illinois	23	0	2	0	0	0	0	2	0	0	0	0	1	0	0	6	18	8	0	.214
Southeast Missouri	30	1	10	1	1	0	0	1	0	3	2	2	0	0	0	4	21	6	3	.290
Eastern Illinois	27	5	6	4	2	0	3	1	0	1	1	2	1	0	0	11	21	10	1	.214



Game-by-Game Hitting

Opponent	AB	R	H	RBI	2B	3B	HR	BB	IBB	SB	CS	HBP	SAC	SF	GDP	K	PO	A	E	Avg
Southeast Missouri	29	11	15	9	0	2	3	4	0	1	2	0	0	0	0	2	15	1	2	.299
SIU Edwardsville	18	2	3	2	1	0	0	1	0	2	0	0	0	1	0	3	15	8	3	.213
Southeast Missouri	32	4	12	4	1	0	0	7	0	1	1	1	0	1	1	4	21	8	2	.302
SIU Edwardsville	27	2	6	2	1	0	0	4	0	2	0	1	0	0	0	7	21	7	2	.214
Southeast Missouri	37	5	10	5	2	0	0	2	0	1	0	0	1	0	0	5	23	5	3	.300
SIU Edwardsville	29	6	10	5	4	0	0	3	1	2	1	0	2	3	0	7	24	8	6	.219
Southeast Missouri	22	2	3	1	1	0	0	2	0	1	0	0	0	0	0	4	21	6	1	.296
Saint Louis	25	0	4	0	1	0	0	1	0	0	0	0	0	0	1	6	18	8	3	.217
Southeast Missouri	23	8	11	6	0	0	1	1	0	5	1	0	0	0	0	1	15	2	0	.301
Eastern Kentucky	18	0	3	0	0	0	0	0	0	0	0	0	0	0	0	7	12	7	2	.216
Southeast Missouri	30	2	8	2	2	0	0	1	0	0	0	0	0	0	0	6	21	7	2	.300
Eastern Kentucky	32	6	11	6	2	0	1	2	0	1	0	0	0	0	0	3	21	4	2	.221
Southeast Missouri	25	1	5	1	1	0	0	5	0	1	0	0	1	0	1	4	21	5	0	.297
Eastern Kentucky	28	4	8	4	1	0	1	1	0	1	0	1	0	0	1	8	21	9	2	.223
Southeast Missouri																				
UT Martin																				
Southeast Missouri																				
UT Martin																				
Southeast Missouri																				
Murray State																				
Southeast Missouri																				
Murray State																				
Southeast Missouri																				
Murray State																				
Southeast Missouri																				
UT Martin																				
Southeast Missouri																				
UT Martin																				
Southeast Missouri																				
Jacksonville State																				
Southeast Missouri																				
Jacksonville State																				
Southeast Missouri																				
Jacksonville State																				



Game-by-Game Pitching

Opponent	IP	H	R	ER	BB	SO	2B	3B	HR	WP	BK	HBP	DP	IBB	Score	W-L	SV	ERA
Southeast Missouri	4.0	5	8	7	5	4	0	0	2	1	0	0	1	0	0-8	0-1	0	15.75
Auburn	5.0	0	0	0	4	7	0	0	0	0	0	0	0	0	8-0	1-0	0	0.00
Southeast Missouri	6.0	9	5	5	1	6	2	1	0	0	0	0	1	0	1-5	0-2	0	10.80
Auburn	7.0	10	1	1	2	12	4	0	0	0	0	0	0	0	5-1	2-0	0	0.75
Southeast Missouri	6.0	7	3	3	2	7	2	0	0	0	0	1	0	0	1-3	0-3	0	8.44
Auburn	7.0	2	1	0	1	6	0	0	0	0	0	1	0	0	3-1	3-0	0	0.47
Southeast Missouri	6.0	9	7	5	1	1	1	0	3	0	0	0	0	0	0-7	0-4	0	6.36
Tennessee	7.0	3	0	0	2	9	0	0	0	0	0	2	1	0	7-0	4-0	0	0.27
Southeast Missouri	6.0	6	5	5	2	7	1	0	2	2	0	1	0	0	3-5	0-5	0	6.25
Tennessee	7.0	6	3	1	0	4	0	0	1	1	0	0	0	0	5-3	5-0	0	0.42
Southeast Missouri	7.0	8	2	2	0	5	1	0	1	0	0	0	0	0	6-2	1-5	0	5.40
North Dakota State	7.0	8	6	6	2	4	1	0	2	0	0	1	0	0	2-6	5-1	0	1.40
Southeast Missouri	6.0	6	9	8	4	3	0	0	3	0	0	1	0	0	3-9	1-6	0	5.98
Arkansas	7.0	5	3	3	1	7	1	0	0	2	0	0	0	0	9-3	6-1	0	1.64
Southeast Missouri	8.0	10	3	2	2	7	0	1	0	0	0	2	0	0	5-3	2-6	0	5.29
Texas Tech	8.0	6	5	5	5	5	1	0	1	0	0	0	0	0	3-5	6-2	0	2.04
Southeast Missouri	6.0	8	6	6	3	5	2	0	2	1	0	1	0	0	3-6	2-7	0	5.47
Arkansas	7.0	3	3	2	0	7	0	0	2	0	0	0	0	0	6-3	7-2	0	2.03
Southeast Missouri	7.0	11	7	6	2	2	1	0	1	0	0	3	1	0	1-7	2-8	0	5.53
Texas Tech	7.0	4	1	1	2	6	1	0	0	0	0	3	0	0	7-1	8-2	0	1.93
Southeast Missouri	7.0	9	5	4	2	6	4	0	2	1	0	0	0	0	6-5	3-8	0	5.38
Austin Peay	6.0	5	6	5	4	3	0	0	2	0	0	3	1	0	5-6	8-3	0	2.24
Southeast Missouri	7.0	7	4	2	5	4	1	0	1	0	0	1	0	1	3-4	3-9	0	5.07
Austin Peay	7.0	9	3	3	3	1	1	0	2	0	0	1	1	0	4-3	9-3	1	2.30
Southeast Missouri	6.0	1	0	0	2	6	0	0	0	0	0	0	0	0	8-0	4-9	0	4.70
Austin Peay	5.1	13	8	8	5	1	1	0	0	0	0	1	0	0	0-8	9-4	1	2.81
Southeast Missouri	7.0	2	0	0	2	2	0	0	0	0	0	0	0	0	7-0	5-9	0	4.33
Tennessee Tech	7.0	10	7	7	4	1	2	1	1	0	0	0	0	0	0-7	9-5	1	3.12
Southeast Missouri	7.0	1	1	0	2	3	0	0	0	0	0	0	0	0	4-1	6-9	1	4.01
Tennessee Tech	7.0	6	4	4	1	5	1	0	2	0	0	1	0	0	1-4	9-6	1	3.18
Southeast Missouri	7.0	7	4	4	1	5	0	0	2	0	0	0	0	0	8-4	7-9	1	4.01
Tennessee Tech	7.0	8	8	7	3	4	4	0	2	0	0	1	1	0	4-8	9-7	1	3.42
Southeast Missouri	6.0	5	6	6	5	9	0	0	1	2	0	3	0	0	2-6	7-10	1	4.17
Southern Illinois	7.0	8	2	2	1	7	1	0	1	0	0	1	0	0	6-2	10-7	1	3.34
Southeast Missouri	7.0	4	2	2	3	6	1	0	1	0	0	1	0	0	8-2	8-10	2	4.04
Belmont	7.0	11	8	7	1	5	5	0	0	1	0	1	1	0	2-8	10-8	1	3.55
Southeast Missouri	7.0	2	0	0	0	13	1	0	0	0	0	0	0	0	6-0	9-10	2	3.81
Belmont	7.0	10	6	6	4	4	3	0	2	0	0	0	0	0	0-6	10-9	1	3.68
Southeast Missouri	7.0	7	4	4	3	8	1	0	0	0	0	2	1	0	8-4	10-10	3	3.82
Belmont	7.0	14	8	8	6	4	3	1	0	1	0	0	1	0	4-8	10-10	1	3.90
Southeast Missouri	7.0	5	1	1	0	8	1	0	0	1	0	1	0	0	6-1	11-10	4	3.68
Saint Louis	7.0	8	6	2	5	3	2	0	2	0	0	0	0	0	1-6	10-11	1	3.81
Southeast Missouri	5.0	1	0	0	0	7	0	0	0	0	0	0	0	0	8-0	12-10	4	3.55
Morehead State	4.0	10	8	8	6	3	2	1	3	0	0	0	0	0	0-8	10-12	1	4.09
Southeast Missouri	5.0	1	0	0	0	4	0	0	0	0	0	0	0	0	10-0	13-10	4	3.43
Morehead State	4.0	12	10	10	3	0	2	0	3	0	0	0	0	0	0-10	10-13	1	4.44
Southeast Missouri	6.0	3	1	1	1	5	1	0	0	0	0	0	0	0	9-1	14-10	4	3.34
Morehead State	5.1	10	9	8	4	5	2	0	3	0	0	0	0	0	1-9	10-14	1	4.65
Southeast Missouri	7.0	2	0	0	2	9	0	0	0	0	0	2	0	0	5-0	15-10	4	3.19
Southern Illinois	6.0	9	5	2	5	6	0	0	0	0	0	0	1	0	0-5	10-15	1	4.56
Southeast Missouri	7.0	4	0	0	0	7	1	0	0	0	0	0	0	0	7-0	16-10	4	3.06
Eastern Illinois	6.0	7	7	6	0	5	1	0	2	0	0	0	0	0	0-7	10-16	1	4.65
Southeast Missouri	7.0	2	0	0	2	6	0	0	0	1	0	0	0	0	3-0	17-10	4	2.94
Eastern Illinois	6.0	6	3	3	0	5	0	0	1	0	0	1	0	0	0-3	10-17	1	4.61
Southeast Missouri	7.0	6	5	4	1	11	2	0	3	1	0	2	0	0	1-5	17-11	4	2.98
Eastern Illinois	7.0	10	1	1	1	4	1	0	0	1	0	2	0	0	5-1	11-17	2	4.47



SOUTHEAST MISSOURI SOFTBALL NOTES // MURRAY STATE

Game-by-Game Pitching

Opponent	IP	H	R	ER	BB	SO	2B	3B	HR	WP	BK	HBP	DP	IBB	Score	W-L	SV	ERA
Southeast Missouri	5.0	3	2	2	1	3	1	0	0	0	0	0	0	0	11-2	18-11	4	2.97
SIU Edwardsville	5.0	15	11	11	4	2	0	2	3	1	0	0	0	0	2-11	11-18	2	4.76
Southeast Missouri	7.0	6	2	0	4	7	1	0	0	0	0	1	1	0	4-2	19-11	5	2.87
SIU Edwardsville	7.0	12	4	3	7	4	1	0	0	0	0	1	1	0	2-4	11-19	2	4.70
Southeast Missouri	7.2	10	6	3	3	7	4	0	0	0	0	0	0	1	5-6	19-12	5	2.86
SIU Edwardsville	8.0	10	5	1	2	5	2	0	0	0	0	0	0	0	6-5	12-19	2	4.55
Southeast Missouri	7.0	4	0	0	1	6	1	0	0	1	0	0	1	0	2-0	20-12	5	2.76
Saint Louis	6.0	3	2	1	2	4	1	0	0	0	0	0	0	0	0-2	12-20	2	4.45
Southeast Missouri	5.0	3	0	0	0	7	0	0	0	0	0	0	0	0	8-0	21-12	5	2.70
Eastern Kentucky	4.0	11	8	5	1	1	0	0	1	0	0	0	0	0	0-8	12-21	2	4.53
Southeast Missouri	7.0	11	6	5	2	3	2	0	1	0	0	0	1	0	2-6	21-13	5	2.77
Eastern Kentucky	7.0	8	2	2	1	6	2	0	0	0	0	0	0	0	6-2	13-21	2	4.45
Southeast Missouri	7.0	8	4	4	1	8	1	0	1	0	0	1	1	0	1-4	21-14	5	2.81
Eastern Kentucky	7.0	5	1	1	5	4	1	0	0	0	0	0	2	0	4-1	14-21	2	4.34
Southeast Missouri																		
UT Martin																		
Southeast Missouri																		
UT Martin																		
Southeast Missouri																		
Murray State																		
Southeast Missouri																		
Murray State																		
Southeast Missouri																		
Murray State																		
Southeast Missouri																		
UT Martin																		
Southeast Missouri																		
UT Martin																		
Southeast Missouri																		
Jacksonville State																		
Southeast Missouri																		
Jacksonville State																		
Southeast Missouri																		
Jacksonville State																		



2021 OVC Statistics

Record: 16-5 Home: 8-4 Away: 8-1 OVC: 16-5

Player	avg	gp-gs	ab	r	h	2b	3b	hr	rbi	tb	slg%	bb	hp	so	gdp	ob%	sf	sh	sb-att	po	a	e	fld%
1 ANDERSON, Jillian	.426	21-21	61	15	26	9	1	0	12	37	.607	13	0	5	0	.527	0	0	7-11	23	0	0	1.000
4 TUCKER, Alyson	.404	21-21	52	12	21	4	0	2	7	31	.596	8	3	7	0	.508	0	1	2-2	21	32	6	.898
2 ANDERSON, Rachel	.397	21-21	63	17	25	4	1	3	21	40	.635	12	5	6	0	.525	0	3	6-9	34	0	1	.971
12 DREILING, Katie	.393	20-19	56	10	22	4	0	3	13	35	.625	6	0	7	1	.452	0	0	1-1	0	0	0	.000
26 ELLIS, Ashley	.387	21-21	62	12	24	2	0	11	28	59	.952	6	0	16	0	.435	1	0	1-1	115	0	1	.991
24 WRIGLEY, Kynzie	.379	21-19	58	11	22	4	0	0	6	26	.448	4	0	6	0	.406	2	0	3-3	24	19	4	.915
14 ANDERSON, Kaylee	.306	21-21	62	16	19	3	0	5	13	37	.597	4	4	6	0	.386	0	0	3-3	24	0	1	.960
15 PAULEY, Austine	.306	18-17	49	15	15	1	2	2	5	26	.531	3	0	3	0	.346	0	0	3-3	16	29	2	.957
7 DAVIS, Karsyn	.282	17-15	39	2	11	2	0	1	8	16	.410	0	0	5	3	.282	0	0	0-0	82	2	1	.988

17 ROBINSON, Kelby	1.000	14-0	1	5	1	0	0	0	0	1	1.000	0	0	0	0	1.000	0	0	6-7	1	0	0	1.000
27 GRIFFIN, Anna	.333	3-0	3	0	1	0	0	0	0	1	.333	0	0	1	0	.333	0	0	0-0	0	0	0	.000
3 WALLEN, Kimmy	.316	18-2	19	7	6	1	0	0	1	7	.368	4	0	2	0	.435	0	1	4-6	5	0	1	.833
16 RICKERMANN, Abigail	.286	14-0	14	3	4	0	0	0	0	4	.286	1	0	0	0	.333	0	1	0-1	7	2	0	1.000
11 MARTON, Danina	.250	12-0	4	2	1	0	1	0	0	3	.750	0	0	2	0	.250	0	0	1-1	0	0	0	.000
20 WININGER, Leah	.250	5-0	4	0	1	0	0	0	2	1	.250	1	0	1	0	.400	0	0	0-0	0	0	0	.000
10 EMERT, Ashley	.111	7-6	18	0	2	0	0	0	1	2	.111	0	0	2	0	.111	0	0	0-0	9	12	2	.913
21 PENA, Chelsy	.067	9-6	15	0	1	0	0	0	2	1	.067	2	0	2	0	.167	1	1	0-0	50	3	1	.981
8 ROLLET, Abby	.000	2-0	1	0	0	0	0	0	0	0	.000	1	0	1	0	.500	0	0	0-0	0	0	0	.000
Totals	.348	21	581	127	202	34	5	27	119	327	.563	65	12	72	4	.421	4	7	37-48	413	121	23	.959
Opponents	.194	21	506	46	98	21	0	11	40	152	.300	35	8	128	1	.255	5	6	14-18	392	157	31	.947

LOB - Team (152), Opp (101). DPs turned - Team (4), Opp (8). CI - Team (0), Opp (2). IBB - Team (0), Opp (2).

(OVC games only Sorted by Earned run avg)

Player	era	w-l	app	gs	cg	sho	sv	ip	h	r	er	bb	so	2b	3b	hr	b/avg	wp	hp	bks	sfa	sha
9 ROOK, Rachel	1.57	10-3	15	14	7	5/0	1	76.0	47	22	17	14	90	14	0	7	.173	1	2	0	3	4
19 HOLMAN, Paytience	1.94	5-2	9	7	3	3/0	0	39.2	30	16	11	13	25	3	0	4	.200	1	3	0	0	2

12 DREILING, Katie	0.00	0-0	1	0	0	0/0	0	1.1	2	0	0	2	0	1	0	0	.333	0	0	0	0	0
6 DAVIS, Marisa	2.37	1-0	11	0	0	0/0	3	20.2	19	8	7	6	13	3	0	0	.241	1	3	0	2	0
Totals	1.78	16-5	21	21	10	8/0	4	137.2	98	46	35	35	128	21	0	11	.194	3	8	0	5	6
Opponents	6.11	5-16	21	21	5	0/0	2	130.2	202	127	114	65	72	34	5	27	.348	4	12	0	4	7

PB - Team (2), PENA 1, K. DAVIS 1, Opp (3). SBA/ATT - ROOK (9-13), PENA (8-11), K. DAVIS (6-7), M. DAVIS (4-4), HOLMAN (1-1).