



## 2021 SOUTHEAST MISSOURI SOFTBALL

Games  
**33-35**



### Schedule

### Eastern Kentucky (25-10, 16-4) vs. Southeast Missouri (20-12, 15-3)

#### Follow the Redhawks

**Video**.....None  
**Live Stats**.....GoSoutheast.com  
**Twitter**.....@SEMOsoftball

**Dates**.....April 17-18, 2021  
**Schedule**.....Apr. 17, 12 p.m., CT (DH)  
Apr. 18, 12 p.m.  
**Location**.....Cape Girardeau, Mo.  
**Facility**.....Southeast Softball Complex  
**Series History**.....SEMO leads, 41-35  
**Last Meeting**.....SEMO 11, EKU 8  
(May 10, 2019 | Oxford, Ala.)

**Head Coaches**.....Mark Redburn (383-391 overall; 169-142 at SEMO; 77-58 OVC).  
Jane Worthington (818-679 overall; 818-679 at EKU).

#### Strategic Communications

Jeff Honza, Assistant Director of Athletics  
**Office Phone**.....(573) 651-2933  
**Mobile**.....(618) 528-1145  
**Email**.....redhawk1@me.com

#### February (2-8)

13	at Auburn <sup>SECN+</sup>	L, 0-8 (5)
13	at Auburn <sup>SECN+</sup>	L, 1-5
14	at Auburn	L, 1-3
20	at #23 Tennessee	L, 0-7
21	at #23 Tennessee	L, 3-5
26	vs. North Dakota State !	W, 6-2
26	at #21 Arkansas !	L, 3-9
27	vs. Texas Tech !	W, 5-3
27	at #21 Arkansas !	L, 3-6
28	vs. Texas Tech !	L, 1-7

#### March (13-2, 11-1 OVC)

5	<b>Austin Peay*</b>	<b>W, 6-5</b>
6	<b>Austin Peay (DH)*</b>	<b>L, 3-4; W 8-0 (5)</b>
12	at Tennessee Tech (DH)*	W, 7-0; W, 4-1
13	at Tennessee Tech*	W, 8-4
16	at Southern Illinois	L, 2-6
17	<b>Missouri State <sup>ESPN+</sup></b>	<b>Canceled</b>
20	at Belmont (DH)*	W, 8-2; W, 6-0
21	at Belmont*	W, 8-4
24	at Saint Louis	W, 6-1
26	<b>Morehead State* <sup>ESPN+</sup></b>	<b>W, 8-0 (5)</b>
27	<b>Morehead State (DH)* <sup>ESPN+</sup></b>	<b>W, 10-0 (5); W, 9-1 (5)</b>
31	<b>Southern Illinois</b>	<b>W, 5-0</b>

#### April (5-2, 4-2 OVC)

2	<b>Eastern Illinois*</b>	<b>W, 7-0</b>
3	<b>Eastern Illinois (DH)*</b>	<b>W, 3-0; L, 1-5</b>
7	at Kansas City (DH)	Canceled
10	at SIU Edwardsville*	W, 11-2 (5)
11	at SIU Edwardsville (DH)* <sup>ESPN+</sup>	W, 4-2; L, 5-6 (8)
14	<b>Saint Louis <sup>ESPN+</sup></b>	<b>W, 2-0</b>
17	<b>Eastern Kentucky (DH)*</b>	<b>12 p.m.</b>
18	<b>Eastern Kentucky*</b>	<b>12 p.m.</b>
24	at Tennessee State (DH)*	1 p.m.
25	at Tennessee State*	1 p.m.
28	<b>UT Martin (DH)* <sup>ESPN+</sup></b>	<b>3 p.m.</b>

#### May (0-0, 0-0 OVC)

1	<b>Murray State (DH)* <sup>ESPN+</sup></b>	<b>2 p.m.</b>
2	<b>Murray State* <sup>ESPN+</sup></b>	<b>1 p.m.</b>
4	at UT Martin (DH)*	3 p.m.
8	at Jacksonville State (DH)*	1 p.m.
9	at Jacksonville State*	1 p.m.
13-15	OVC Tournament (Oxford, Ala.)	TBA

#### OVC Clash

The top two teams in the Ohio Valley Conference go head-to-head when first-place Southeast Missouri (20-12, 15-3) hosts second-place Eastern Kentucky (25-10, 16-4) in a three-game series this weekend. The Redhawks and Colonels play a 12 p.m. doubleheader Saturday followed by a single game at 12 p.m., CT Sunday.

#### Follow the Redhawks

Live stats for all three games of this weekend's series will be available at GoSoutheast.com. Twitter updates provided @SEMOsoftball.

#### Series History

Southeast Missouri and Eastern Kentucky meet for the 77th time when they open their series Saturday. SEMO leads the all-time series by a count of 41-35. The Redhawks won each of the last four meetings between the teams and posted 21 victories in their series against the Colonels in Cape Girardeau.

#### Hot Redhawks

Since the start of March, the Redhawks have won 18 of 22 contests. Southeast Missouri swept Tennessee Tech, Belmont and Morehead State, and posted series wins against every Ohio Valley Conference team it has faced thus far. The Redhawks won 12-straight conference games before their 5-1 loss to Eastern Illinois (Apr. 3). That OVC winning streak is the longest in the league to date. SEMO's 13-1 OVC start marked its best with Mark Redburn at the helm.

#### Ellis Close to Home Run Record

Ashley Ellis, who broke Southeast Missouri's single-season home run record with 17 bombs in 2019, is chasing the school's all-time career home run record. Ellis currently ranks second with 46 home runs. She needs three more to surpass Michelle Summers (48, 2005-08) for the all-time mark. Ellis ranks 19th in the nation in home runs this year.

#### Anderson One Start Away from Career Record

Rachel Anderson will break Southeast Missouri's all-time career record in games started when she takes the field for her 217th game Saturday. Anderson has started every game of her career and will surpass former teammate Sarah Messex (216, 2016-19) for the new mark. She is the school's all-time career leader in triples (30), batting average (.415), slugging percentage (.707), on-base percentage (.506), hits (261), walks (102), RBI (153), total bases (445) and runs scored (164).

#### Honoring the 2020 Seniors

Southeast Missouri did not get the opportunity to formally recognize its seniors when COVID-19 cut its season short in 2020.



**Southeast Missouri** or **SEMO** is the preferred reference for Southeast Missouri State University athletic teams. Southeastern Missouri State is not an acceptable reference.



SEMO will honor the seniors from that team during a special presentation prior to Saturday's doubleheader against Eastern Kentucky. Addison Barnouski, Rachael Donald, Alexis Estes, Claudia Gallo and Madison Harris finished their careers at SEMO a year ago.

## Top of the Standings

First-place Southeast Missouri (15-3) is currently a game ahead of Eastern Kentucky (16-4) in the Ohio Valley Conference standings entering this weekend's series. The Colonels lead the league with 16 conference victories, while the Redhawks and Austin Peay follow close behind with 15 apiece.

## 20-Game Winners

The Redhawks picked up their 20th win of the season when they beat Saint Louis, 2-0, on Apr. 14. Southeast Missouri (20-12) is one of four teams in the Ohio Valley Conference with 20 or more wins this season along with Eastern Kentucky (25-10), Austin Peay (20-9) and UT Martin (20-11).

## Rickermann Delivers

Freshman Abigail Rickermann broke a scoreless drought when she delivered a pinch-hit RBI-single in the bottom of the sixth inning to help send Southeast Missouri to a 2-0 victory over Saint Louis (Apr. 14). With a runner on second base, Rickermann came to the plate and singled to center to score Rachel Anderson. She then later scored on an error. Rickermann singled in each of the last five games she played and four of those came when she pinch hit.

## Shut Them Out

Southeast Missouri has been involved in 11 shutouts this season and is 9-2 in those contests. SEMO blanked its opponent in six of the last 11 games outscoring opponents by a combined 35-0 in those victories.

## RPI Update

The Redhawks are 54th in NCAA Division I Softball RPI. Southeast Missouri presently has the highest RPI of any softball team in the Ohio Valley Conference. Austin Peay (65) and Eastern Kentucky (73) are the next closest OVC schools. The Redhawks have one win over a team ahead of them in the RPI rankings. SEMO beat Southern Illinois (43) on Mar. 31.

## Conference Win Streak Ends at 12 Games

Southeast Missouri's Ohio Valley Conference best 12-game winning streak in league games came to an end when the Redhawks dropped their series finale against Eastern Illinois (Apr. 3). The conference winning streak was SEMO's longest since the Redhawks won 13-straight in 2009.

## League Play

Southeast Missouri leads the league in batting average (.354) and ERA (1.53) in Ohio Valley Conference games this season. Ashley Ellis has an OVC best 10 home runs and 1.039 slugging percentage through 18 conference games. Rachel Rook paves the way with 75 strikeouts (7.9 per game) and four shutouts. Jillian Anderson is first in doubles (8) and Paytience Holman ranks first in opposing batting average (.156) in league games.

## Wrigley Hitting Streak

Freshman Kynzie Wrigley carries a 14-game hitting streak into this weekend's series against Eastern Kentucky. Wrigley's streak began at Belmont on Mar. 20. Her hitting streak is the longest of any Redhawk this season and the longest since Rachel Anderson hit safely in 16-straight games from Apr. 13-May 10, 2018.

## All 32 Games

Three players, including Rachel Anderson, Ashley Ellis and Kaylee Anderson have started all 32 games this season. R. Anderson is third on the team in batting average (.376) and leads the Redhawks in hits (35) and on-base percentage (.491). Ellis tops the team with 12 home runs, 32 RBI and a .750 slugging percentage. K. Anderson leads the team with 23 runs scored.

## Over .300

Five of Southeast Missouri's starters are hitting over .300 this season and three of them are freshmen. Katie Dreiling and Kynzie Wrigley lead the way hitting .390 and .388, respectively. Senior Rachel Anderson (.376) is third, while freshman Jillian Anderson (.318) and sophomore Alyson Tucker (.311) round out that group.

## 2021 OVC Standings (as of Apr. 14)

School	Conference				Overall			
	W	L	T	Pct.	W	L	T	Pct.
<b>Southeast Missouri</b>	<b>15</b>	<b>3</b>	<b>0</b>	<b>.833</b>	<b>20</b>	<b>12</b>	<b>0</b>	<b>.625</b>
Eastern Kentucky	16	4	0	.800	25	10	0	.714
Austin Peay	15	7	0	.682	20	9	0	.690
Eastern Illinois	11	7	0	.611	19	12	0	.613
Jacksonville State	11	9	0	.550	13	18	0	.419
Murray State	12	10	0	.545	15	23	0	.395
UT Martin	9	8	0	.529	20	11	0	.645
Tennessee Tech	9	10	0	.474	15	19	0	.441
SIUE	8	12	0	.400	8	19	0	.296
Belmont	6	13	0	.316	10	17	0	.370
Tennessee State	4	18	0	.182	8	24	0	.250
Morehead State	1	16	0	.059	9	20	0	.310

## This Weekend's Schedule

### Friday, April 16

Morehead State at UT Martin\*, 4 p.m.

### Saturday, April 17

**Eastern Kentucky at Southeast Missouri\* (DH), 12 p.m.**

Tennessee State at Austin Peay\* (DH), 1 p.m.

Belmont at Murray State\* (DH), 1 p.m.

Eastern Illinois at Jacksonville State\* (DH), 1 p.m.

SIUE at Tennessee Tech\* (DH), 1 p.m.

Morehead State at UT Martin\* (DH), 2 p.m.

-

### Sunday, April 18

Eastern Illinois at Jacksonville State\*, 12 p.m.

**Eastern Kentucky at Southeast Missouri\*, 12 p.m.**

Tennessee State at Austin Peay\*, 1 p.m.

Belmont at Murray State\*, 1 p.m.

SIUE at Tennessee Tech\*, 1 p.m.



## Home Run Power

Ashley Ellis homered seven times in her last 11 games. Ellis hit two home runs vs. Morehead State (Mar. 27) and Eastern Illinois (Apr. 2) during that stretch. Twelve of her 27 hits this season have come on the long ball. Ellis is second in the Ohio Valley Conference with 12 home runs.

## Holman Sparkles

Paytience Holman threw a two-hit shutout with six strikeouts to lead Southeast Missouri to a 3-0 win over Eastern Illinois (Apr. 3). Holman no-hit EIU for six innings as the Panthers had their only hits in the third, only one of which left the infield. It was her third shutout and fourth complete game of the season.

## First to 100 Strikeouts

Rachel Rook became the first pitcher in the Ohio Valley Conference to get to 100 strikeouts this season. Rook leads the league and ranks 27th in the nation with 127 strikeouts. She is one of two OVC pitchers with over 100 Ks this year. Murray State's Hannah James (107) is the other.

## What a Month

The Redhawks finished March with a 13-2 record, their second-best March record under Head Coach Mark Redburn. Redburn's best record in that month came during the 2019 campaign (16-2). In the last four years, Southeast Missouri went a combined 44-14 in March.

## Anderson Breaks Two More Career Records

Rachel Anderson has broken five of Southeast Missouri's all-time career records this season. Anderson, who broke program records in hits (261), walks (102) and RBI (153) earlier in the year, recently established new career marks in runs scored (164) and total bases (446). She got the total bases record vs. Morehead State (Mar. 26) and the runs record vs. Southern Illinois (Mar. 31). Anderson surpassed Michelle Summers (423 total bases, 161 runs, 2005-08) for both of those records.

## Putting Up the Runs

Southeast Missouri has scored 116 runs for an average of 6.4 per game in 18 Ohio Valley Conference contests this season. The Redhawks 116 runs in league games top the OVC. SEMO is outscoring its opponents by a +80 (116-36) margin. SEMO also hit 26 home runs during that span which rank first in OVC games.

## Redhawks Blank Southern Illinois

Rachel Rook pitched a two-hit shutout with nine strikeouts to lead Southeast Missouri to a 5-0 victory over longtime rival Southern Illinois (Mar. 31). SEMO and SIU split a home-and-home series this season. The Redhawks shutout the Salukis for the first time in 20 years. SIU is now 23-6 overall and is 48th on the NCAA Division I softball RPI list.

## Ellis and Rook Win OVC Honors

Southeast Missouri won a pair of Ohio Valley Conference honors on Mar. 29. Senior Ashley Ellis was named the league's Player of the Week and junior Rachel Rook won her second-straight OVC Pitcher of the Week award on Mar. 29. A native of Arnold, Missouri, Ellis hit .625 with four runs scored, four home runs and 10 RBI to lead SEMO to four wins last week. She homered in all three games of the Redhawks series sweep of Morehead State (Mar. 26-27). Ellis added two round-trippers and matched a career-high five RBI in game two of that series for her second multi-home run game this season. For the week, Ellis boasted a 2.125 slugging percentage and .700 on-base percentage with all but one of her hits coming on the long ball. She leads SEMO and ranks third in the Ohio Valley Conference with nine home runs in 2021. Rook, who hails from Republic, Missouri, went 2-0 with a 1.00 ERA, a shutout and one save in three appearances and two starts. Rook, who has won in each of her last seven starts, tossed a one-hit five-inning shutout with seven strikeouts against Morehead State (Mar. 26). A day later, she added her second complete game win of the week when she struck out five in six innings to beat the Eagles on Mar. 27. Rook also came on in relief to pitch three innings with seven strikeouts en route to earning her first save of the season at Saint Louis (Mar. 24). She recorded 19 strikeouts and walked only one for the week. SEMO swept the league's weekly honors for

the first time since 2010. Renee Kertz (Player of the Week) and Whitney Dupuis (Pitcher of the Week) were the last to accomplish the feat on Feb. 15 that year. Ellis and Rook have each won two OVC weekly accolades this season.

## Rook Clears 300 Strikeouts

Rachel Rook, who ranks seventh among Southeast Missouri's all-time career strikeout leaders, went over 300 against Eastern Illinois (Apr. 2). Rook now has 331 career strikeouts, including 127 this season. She ranks fifth all-time among SEMO's career strikeout leaders.

## Rook Gets 10th Win

Rachel Rook picked up her 10th win of the season when she tossed her two-hit shutout vs. Southern Illinois (Mar. 31). Rook, who holds a record of 13-7, leads the Ohio Valley Conference in wins. She has also thrown eight complete games and five shutouts this season. Rook is also 9-2 in Ohio Valley Conference play and ranks 13th in the nation in shutouts and 21st in wins.

## Ellis Passes 200 Career Starts

Ashley Ellis recently joined Rachel Anderson with over 200 career starts in a Redhawk uniform. Ellis has 213 starts to date. She carries a streak of 196 consecutive starts into this weekend's series vs. Eastern Kentucky. Ellis is third all-time in career starts at Southeast Missouri.

## Rook Wins OVC Pitcher of the Week

Junior Rachel Rook was unanimously voted Ohio Valley Conference Pitcher of the Week on Mar. 22. A native of Republic, Missouri, Rook went 2-0 with a complete game shutout and recorded 24 strikeouts in 13 scoreless innings over three appearances and two starts last week. She held opponents to a staggering .049 batting average. Rook recorded a season-high 13 strikeouts and allowed her only two hits in a seven-inning shutout against Belmont (Mar. 20). A day later, she threw four no-hit innings with six strikeouts to lead SEMO to its second-straight series sweep. Rook leads the league with seven wins and ranks second with 67 strikeouts. The OVC Pitcher of the Week honor is the third in her career.



## Extra Base Hits

The Redhawks notched a total of 28 extra base hits in four games from Mar. 24-27. Southeast Missouri hit eight doubles, a triple and 11 home runs over that span. It was the most extra base hits SEMO accumulated in a four-game stretch since it had 22 (14 doubles, 1 triple, 7 home runs) between its doubleheaders with Eastern Kentucky and SIU Edwardsville in 2019.

## First Midweek Win

Southeast Missouri picked up its first midweek win of the season when it used a five-run fifth inning to propel a 6-1 victory at Saint Louis (Mar. 24). SEMO's win came in Mark Redburn's 300th game as the Redhawks head coach.

## First Career Home Run for Wrigley

Freshman Kynzie Wrigley's first career home run gave Southeast Missouri an early lead in its recent win over Saint Louis (Mar. 24). Wrigley led off the third inning with a solo shot to left field. She became the eighth different Redhawk to hit a home run this year.

## Ellis Nabs First OVC Player of the Week Honor

Senior first baseman Ashley Ellis was named Ohio Valley Conference Co-Player of the Week on Mar. 15. A native of Arnold, Missouri, Ellis hit .300 with three home runs, three runs scored and seven RBI to lead SEMO to a series sweep of Tennessee Tech (Mar. 12-13). She hit a two-run home run in game one of the series before slugging two more homers with two runs scored and five RBI in game three. Ellis also boasted a 1.200 slugging percentage and increased her home run total to five this season and 39 in her career. The OVC Player of the Week honor is the first in Ellis' career. Eastern Kentucky's Vianna Barron (Co-Player) and UT Martin's Alexis Groet (Pitcher) rounded out the week's honorees.

## Davis Saves the Day

Left-hander Marisa Davis is second in the Ohio Valley Conference and ranks 12th in the nation in saves. Davis has three saves thus far. Prior to this year, she had no saves in 20 relief appearances during her first two seasons as a Redhawk.

## Home Run Fun

Southeast Missouri hit a home run in seven of its last 12 contests. The Redhawks had multiple home runs a total of 13 times this year. Nine different players have homered for SEMO this season. The Redhawks rank second in the Ohio Valley Conference with 35 home runs through 32 games. They are one of three OVC teams with 25 or more home runs this season. Eastern Illinois (40) and Eastern Kentucky (32) are the others.

## Celebrating 200 Starts

Rachel Anderson's 200th career start in center field came on Mar. 13, the day Southeast Missouri completed its sweep of Tennessee Tech. Anderson, who has never missed a start in her career, has a total of 216. She became the sixth player in program history to start over 200 career games. Anderson ranks tied for first among the school's all-time career leaders in games started.

## Holman Gets First Win

Paytience Holman pitched a two-hit complete game shutout to earn her first win of the season at Tennessee Tech (Mar. 12). Holman struck out two and walked two in seven scoreless innings. It was the fourth complete game of her career and fourth overall by Redhawk pitchers this season.

## March 12

Southeast Missouri's 7-0 and 4-1 victories over Tennessee Tech (Mar. 12) was the day exactly one year from the time a global COVID-19 pandemic brought college athletics to an abrupt halt. On Mar. 12, 2020, the NCAA canceled its men's and women's basketball tournaments and conferences across the country changed plans for games in the months ahead. That decision affected championships in all winter and spring sports, including softball. Southeast Missouri's flight was on its descent to the Tampa International Airport for a tournament hosted by the University of South Florida the day the Redhawks learned their 2020 season was canceled.

## OVC Opening Series Win

The Redhawks opened Ohio Valley Conference play with a 2-1 series win over Austin Peay (Mar. 5-6) last weekend in Cape Girardeau. Southeast Missouri won games one (6-5) and three (8-0). With its victory on Mar. 5, the Redhawks improved to 19-10 all-time in OVC openers and opened league play with a win for the eighth time in 11 seasons. SEMO did not play any conference games in 2020 due to COVID-19.

## That's Four for Redburn

For the fourth time in his career as Southeast Missouri's head coach, Mark Redburn started Ohio Valley Conference play with a series win. Redburn's teams did just that in 2016 (2-1 vs. Murray State), 2018 (2-0, vs. Tennessee Tech), 2019 (2-0, vs. Tennessee State) and 2021 (2-1, vs. Austin Peay).

## Rook Tosses Gem

Rachel Rook pitched a one-hit complete game shutout with six strikeouts in Southeast Missouri's series-clinching 8-0 win over Austin Peay (Mar. 6). Rook put together a masterful performance retiring the first eight hitters she faced. Only three Governors reached base against her. Rook no-hit APSU for 4.2 innings and retired 18 of the 21 hitters she faced. She also retired the Governors in order during four of her six innings. It was the ninth complete game and sixth shutout of Rook's career.

## Tucker Homers for First Career Hit

Shortstop Alyson Tucker's first career hit was the Redhawks decisive home run in their 6-5 game one victory over Austin Peay (Mar. 5). Southeast Missouri trailed, 5-4, when Tucker hit a two-run home run to left field with one out in the bottom of the fifth inning to give the Redhawks the lead. She had a hit in all three games of SEMO's series against the Governors.

## Great Feeling

When the Redhawks beat Austin Peay, 6-5, on Mar. 5, they celebrated their first Ohio Valley Conference victory in 672 days. Southeast Missouri did not get a chance to play any OVC games in 2020 when its season was shortened due to COVID-19. Prior to last weekend, Morehead State was SEMO's last conference opponent on May 3, 2019. The Redhawks swept the Eagles to claim a share





of the 2019 OVC regular-season title in Cape Girardeau that night.

## Anderson Breaks Three Career Records

Center fielder Rachel Anderson broke three Southeast Missouri career records at the Razorback Invitational (Feb. 26-28). Anderson established new career marks in hits (241), walks (92) and RBI (133). She surpassed Alex Ramirez (88, 2007-10) in walks, Jenny Oermann (231, 1996-99) in hits and both Renee Kertz (132, 2009-12) and Michelle Summers (132, 2005-08) in RBI.

## 150th Win

Mark Redburn picked up his 150th career win as Southeast Missouri's head coach when the Redhawks earned their first victory of the season with a 6-2 victory over North Dakota State (Feb. 26). Redburn is 169-142 in his seventh year at SEMO. The Redhawks put together an overall record of 111-55 and 47-15 mark in Ohio Valley Conference play since the 2018 campaign. Redburn, the reigning OVC Coach of the Year, guided SEMO to its first OVC regular-season and tournament titles, and NCAA Tournament in 20 years during the 2019 campaign.

## Andersons Go Back-to-Back

Rachel Anderson and Kaylee Anderson became the first to hit back-to-back home runs for Southeast Missouri this season. R. Anderson smacked a two-run home run and K. Anderson followed that up with a solo shot to right center in the top of the fourth inning at #24 Arkansas (Feb. 27). The back-to-back home runs gave SEMO a 3-2 lead at the time.

## Team 45

The 2021 campaign is the 45th season of Southeast Missouri softball. SEMO's softball program has an all-time record of 1,140-835-3. The Redhawks are 780-712-2 all-time since moving to the NCAA Division I ranks in 1992.

## 10 or More Hits

Southeast Missouri pounded out 10 or more hits a total of 13 times this season and is 10-3 in those contests. The Redhawks finished with a season-high 15 hits at SIU Edwardsville (Apr. 10) and have collected double-digit hits in 10 of their last 15 contests.

## Career Record Watch

Rachel Anderson, Southeast Missouri's all-time career leader in triples (30), batting average (.415), slugging percentage (.707), on-base percentage (.506), hits (261), walks (102), RBI (153), total bases (445) and runs scored (164), is looking to do more damage on the record books this year. Anderson is also second in stolen bases (66), behind Lisa Thornton (82, 1987-90) and tied for first in games started (216) with Sarah Messex (216, 2016-19).

## OVC Preseason Favorite

Last year, Southeast Missouri was the preseason favorite in the Ohio Valley Conference, but didn't get a chance to play a conference game due to COVID-19. Now, the Redhawks are in that exact same spot going into the 2021 campaign and they are again anxious to defend their OVC regular-season and tournament crowns. SEMO was picked first in the league's 2021 Predicted Order of Finish, tallying 228 points and 13 of the possible 24 first-place votes. The Preseason Poll is selected by OVC Head Coaches and Communications Directors. Eastern Kentucky (224 points), Jacksonville State (211 points), Murray State (167 points) and SIU Edwardsville (151 points) filled out the top five. Austin Peay (143 points), UT Martin (109 points), Tennessee Tech (97 points), Eastern Illinois (92 points), Belmont (88 points), Tennessee State (34 points) and Morehead State (32 points) rounded out the poll.

## 2021 Redhawks

Southeast Missouri's 2021 roster includes 24 players with three seniors, five juniors, five sophomores and 11 freshmen. All returnees redshirted in 2020 after the COVID-19 pandemic influenced the NCAA Division I Council to allow schools to provide spring-sport athletes an additional season of competition and an extension on their period of eligibility. The Redhawks also bring back

five position starters (Rachel Anderson, OF; Austine Pauley, INF; Ashley Ellis, INF; Kaylee Anderson, OF; Ashley Emert, INF) and two starting pitchers (Rachel Rook; Paytience Holman).

## Abrupt End to 2020

The Redhawks flight was on its descent to the Tampa International Airport for a tournament hosted by the University of South Florida when Head Coach Mark Redburn's cell phone had just enough service to take a call. The call was from South Florida Head Coach Ken Eriksen who led Redburn know the tournament his team was travelling to play in was cancelled. Soon after that, came the news that the 2020 season was over after the NCAA voted to suspend play due to a global COVID-19 pandemic. SEMO was 12-5 when its season was shut down. The Redhawks won nine in a row and went 9-1 in their first 10 games. SEMO's shortened season lasted only 23 days, but the Redhawks accomplished a lot in a short amount of time. They led the Ohio Valley Conference in slugging percentage (.528), on-base percentage (.411), triples (14), stolen bases (41), fewest hits allowed (84) and fewest earned runs allowed (40). SEMO rated second in the league in batting average (.310), home runs (19), opposing batting average (.204), runs allowed (51), stolen bases per game (2.4) and triples per game (0.8). Nationally, the Redhawks were among the top 25 in triples per game (2nd), stolen bases per game (8th), scoring (16th, 6.7), slugging percentage (21st) and on-base percentage (24th).

## Elite .400 Club

Rachel Anderson is currently one of 131 NCAA Division I softball hitters with a career batting average of .400 or better. She is hitting .415 for her college career. Anderson was hitting a team-best .480 and led the Redhawks in runs (19), hits (24), triples (5), slugging percentage (.880), on-base percentage (.541) and stolen bases (9) when play was suspended a year ago.



# SOUTHEAST MISSOURI SOFTBALL NOTES // EASTERN KENTUCKY

## Numerical

No.	Name	Pos.	Ht.	B/T	Cl.	Hometown (High School/College)
1	Jillian Anderson	OF	5-4	L/L	Fr.	Rochester, Ill. (Rochester)
2	Rachel Anderson	OF	5-3	L/R	Sr.	Edwardsville, Ill. (Edwardsville)
3	Kimmy Wallen	OF	5-7	L/R	Fr.	Park Hills, Mo. (Central)
4	Alyson Tucker	INF/P	5-5	R/R	So.	Farmington, Mo. (Farmington)
5	Kileigh Grisham	INF	5-7	R/R	Fr.	Eureka, Mo. (Eureka)
6	Marisa Davis	P	5-4	L/L	So.	Kansas City, Mo. (Lee's Summit North)
7	Karsyn Davis	C	5-11	R/R	Fr.	Harrisburg, Ill. (Harrisburg)
8	Abby Rollet	OF	5-7	L/R	Jr.	Perryville, Mo. (Notre Dame/Jefferson College)
9	Rachel Rook	P	5-11	R/R	Jr.	Republic, Mo. (Republic)
10	Ashley Emert	C/INF	5-10	R/R	Jr.	East Peoria, Ill. (East Peoria/Illinois State)
11	Danina Marton	OF	5-10	R/R	Jr.	Northridge, Calif. (Grover Cleveland)
12	Katie Dreiling	P/INF	5-9	L/R	Fr.	Jonesboro, Ark. (Valley View)
14	Kaylee Anderson	INF/P	5-7	R/R	Jr.	Warrenton, Mo. (Warrenton)
15	Austine Pauley	INF	5-6	R/R	Sr.	St. Charles, Mo. (Francis Howell North/Lindenwood)
16	Abigail Rickermann	INF	5-6	L/R	Fr.	Festus, Mo. (Festus)
17	Kelby Robinson	OF	5-6	L/R	Fr.	Wentzville, Mo. (Holt)
19	Paytience Holman	P	5-8	R/R	Fr.	Mexico, Mo. (Mexico)
21	Chelsy Pena	C	5-6	R/R	So.	Columbia, Ill. (Columbia)
22	Amanda Hansen	P/INF	6-0	R/R	Fr.	Wentzville, Mo. (Holt)
24	Kynzie Wrigley	INF	5-3	L/R	Fr.	Mt. Zion, Ill. (Mt. Zion)
26	Ashley Ellis	INF	5-8	R/R	Sr.	Arnold, Mo. (Fox)
27	Anna Griffin	INF	6-1	R/R	So.	Bentonville, Ark. (Bentonville West)

## Numerical

No.	Name	Pos.	Ht.	B/T	Cl.	Hometown (High School/College)
1	Jillian Anderson	OF	5-4	L/L	Fr.	Rochester, Ill. (Rochester)
14	Kaylee Anderson	INF/P	5-7	R/R	Jr.	Warrenton, Mo. (Warrenton)
2	Rachel Anderson	OF	5-3	L/R	Sr.	Edwardsville, Ill. (Edwardsville)
7	Karsyn Davis	C	5-11	R/R	Fr.	Harrisburg, Ill. (Harrisburg)
6	Marisa Davis	P	5-4	L/L	So.	Kansas City, Mo. (Lee's Summit North)
12	Katie Dreiling	P/INF	5-9	L/R	Fr.	Jonesboro, Ark. (Valley View)
26	Ashley Ellis	INF	5-8	R/R	Sr.	Arnold, Mo. (Fox)
10	Ashley Emert	C/INF	5-10	R/R	Jr.	East Peoria, Ill. (East Peoria/Illinois State)
27	Anna Griffin	INF	6-1	R/R	So.	Bentonville, Ark. (Bentonville West)
5	Kileigh Grisham	INF	5-7	R/R	Fr.	Eureka, Mo. (Eureka)
22	Amanda Hansen	P/INF	6-0	R/R	Fr.	Wentzville, Mo. (Holt)
19	Paytience Holman	P	5-8	R/R	Fr.	Mexico, Mo. (Mexico)
11	Danina Marton	OF	5-10	R/R	Jr.	Northridge, Calif. (Grover Cleveland)
15	Austine Pauley	INF	5-6	R/R	Sr.	St. Charles, Mo. (Francis Howell North/Lindenwood)
21	Chelsy Pena	C	5-6	R/R	So.	Columbia, Ill. (Columbia)
17	Kelby Robinson	OF	5-6	L/R	Fr.	Wentzville, Mo. (Holt)
8	Abby Rollet	OF	5-7	L/R	Jr.	Perryville, Mo. (Notre Dame/Jefferson College)
9	Rachel Rook	P	5-11	R/R	Jr.	Republic, Mo. (Republic)
16	Abigail Rickermann	INF	5-6	L/R	Fr.	Festus, Mo. (Festus)
4	Alyson Tucker	INF/P	5-5	R/R	So.	Farmington, Mo. (Farmington)
3	Kimmy Wallen	OF	5-7	L/R	Fr.	Park Hills, Mo. (Central)
24	Kynzie Wrigley	INF	5-3	L/R	Fr.	Mt. Zion, Ill. (Mt. Zion)

**Head Coach:** Mark Redburn (Seventh Year/Missouri-St. Louis, 1993)

**Assistant Coaches:** Kristen Jones (Sixth Year/Augusta State, 2012); Matthew Guemmer (Second Year, Missouri, 2013)

**Student Manager:** Jessica Gilbert

## Roster Breakdown

Total Squad Members	22
Seniors	3
Juniors	5
Sophomores	4
Freshmen	10

## Pronunciation Guide

Katie Dreiling	Dry-ling
Austine Pauley	Aus-TEEN
Abby Rollet	Roll-AYE


## Geographical Breakdown

Arkansas	2
Anna Griffin, Katie Dreiling	
California	1
Danina Martin	
Illinois	6
Jillian Anderson, Rachel Anderson, Karsyn Davis, Ashley Emert, Chelsy Pena, Kynzie Wrigley	
Missouri	13
Kimmy Wallen, Alyson Tucker, Kileigh Grisham, Marisa Davis, Abby Rollet, Rachel Rook, Kaylee Anderson, Austine Pauley, Abigail Rickermann, Kelby Robinson, Paytience Holman, Amanda Hansen, Ashley Ellis	



1

**Jillian Anderson**  
OF / 5-4 / Fr. / L/L  
Rochester, Ill.



2

**Rachel Anderson**  
OF / 5-3 / Sr. / L/R  
Edwardsville, Ill.



3

**Kimmy Wallen**  
OF / 5-7 / Fr. / L/R  
Park Hills, Mo.



4

**Alyson Tucker**  
INF/P / 5-5 / So. / R/R  
Farmington, Mo.




5

**Kileigh Grisham**  
INF / 5-7 / Fr. / R/R  
Eureka, Mo.



6

**Marisa Davis**  
P / 5-4 / So. / L/L  
Kansas City, Mo.




7

**Karsyn Davis**  
C / 5-11 / Fr. / R/R  
Harrisburg, Ill.



8

**Abby Rollet**  
OF / 5-7 / Jr. / L/R  
Perryville, Mo.



9

**Rachel Rook**  
P / 5-11 / Jr. / R/R  
Republic, Mo.



10

**Ashley Emert**  
C/INF / 5-10 / Jr. / R/R  
East Peoria, Ill.




11

**Danina Marton**  
OF / 5-10 / Jr. / R/R  
Northridge, Calif.




12

**Katie Dreiling**  
P/INF / 5-7 / Jr. / R/R  
Jonesboro, Ark.



14

**Kaylee Anderson**  
INF/P / 5-7 / Jr. / R/R  
Warrenton, Mo.




15

**Austine Pauley**  
INF / 5-6 / Sr. / R/R  
St. Charles, Mo.




16

**Abigail Rickermann**  
INF / 5-6 / Fr. / L/R  
Festus, Mo.




17

**Kelby Robinson**  
OF / 5-6 / Fr. / L/R  
Wentzville, Mo.



19

**Paytience Holman**  
P / 5-8 / Fr. / R/R  
Mexico, Mo.




21

**Chelsy Pena**  
C / 5-6 / So. / R/R  
Columbia, Ill.




22

**Amanda Hansen**  
P/INF / 6-0 / Fr. / R/R  
Wentzville, Mo.



24

**Kynzie Wrigley**  
INF / 5-3 / Fr. / L/R  
Mt. Zion, Ill.



26

**Ashley Ellis**  
INF / 5-8 / Sr. / R/R  
Arnold, Mo.



27

**Anna Griffin**  
INF / 6-1 / So. / R/R  
Bentonville, Ark.



**Mark Redburn**  
Head Coach  
Seventh Year



**Kristen Jones**  
Assistant Coach  
Sixth Year



**Matthew Guemmer**  
Assistant Coach  
Second Year



**Jessica Gilbert**  
Student Manager







HEAD COACH

SEVENTH YEAR // MISSOURI-ST. LOUIS, 1993

**M**ark Redburn enters his seventh year at Southeast Missouri which is again ready to defend its Ohio Valley Conference regular-season and tournament crowns.

In the last two plus seasons, the Redhawks put together an overall record of 91-43 and 32-12 mark in OVC play. In over five years with Redburn at the helm, SEMO has produced one NFCA All-American, six NFCA All-Region selections, 11 All-OVC picks, one OVC Player of the Year, one OVC Tournament Most Valuable Player and two CoSIDA Academic All-Americans.

SEMO was off to a great start and had all the makings for a big 2020 campaign, but a global COVID-19 pandemic shut its season down only 17 games in.

The Redhawks won nine in

a row and posted a 9-1 record in their first 10 games of the season. SEMO finished with an overall record of 12-5 and did not get a chance to play any OVC games when play was cancelled.

Although the 2020 season lasted just 23 days (Feb. 14-Mar. 8), the Redhawks accomplished a lot in a short amount of time.

SEMO led the Ohio Valley Conference in slugging percentage (.528), on-base percentage (.411), triples (14), stolen bases (41), hits allowed (84) and earned runs allowed (40). The Redhawks also rated second in the league in batting average (.310), home runs (19), opposing batting average (.204), runs allowed (51), stolen bases per game (2.4) and triples per game (0.8).

Nationally, SEMO was among the top 25 in triples per game

(2nd), stolen bases per game (8th, 2.4), scoring (16th, 6.7), slugging percentage (21st) and on-base percentage (24th).

Individually, Rachel Anderson led the OVC in batting average (.480), slugging percentage (.880), on-base percentage (.541) and triples (5) following a season that culminated with her winning the league's coveted Player of the Year honor. Anderson, who didn't strike out all year, capped her 2020 campaign as only the sixth player in program history to claim First-Team CoSIDA Academic All-America accolades.

Pitcher Rachel Rook was atop the OVC in earned run average (0.70) and opposing batting average (.119), while Ashley Ellis ended the year as the league's leader in home runs (8).

Redburn guided SEMO to

its first OVC regular-season and tournament championship, and NCAA Regional appearance in 20 years the year before that in 2019..

What a year 2019 was for SEMO which set an all-time program record with 46 wins, the only 40-win season in the school's entire NCAA Division I era. The Redhawks went 46-18 overall and 17-5 in the OVC before going 1-2 at the NCAA Regional in Oxford, Mississippi.

SEMO had so much to celebrate over the course of its magical 2019 campaign.

Redburn and his staff were honored as the National Fastpitch Coaches Association (NFCA) Mideast Region Coaching Staff of the Year. For Redburn himself, he was voted OVC Coach of the Year for the first time in his career.

Four players earned All-OVC





honors, three claimed NFCA All-Region accolades and one garnered NFCA All-America distinction. Outfielder Rachel Anderson became SEMO's first All-American in 28 years and the program's first All-American in the NCAA Division I tenure. TEAM 43 was also recognized by the NFCA for achieving the fourth highest grade point average among all NCAA Division I schools. SEMO recorded a team GPA of 3.678 with 17 players securing NFCA All-America Scholar-Athlete honors.

Redburn certainly has the Redhawks trending in the right direction as his teams averaged nearly 40 wins (39.5) in the last two seasons alone. SEMO put together a 79-38 (.678) record and went 32-12 (.727) in conference play over that span.

Statistically, SEMO's 2019 team broke a total of 17 single-season records in slugging percentage (.510), on-base percentage (.382), game played (64), runs (363), hits (501), home runs (74), RBI (318), total bases (850), walks (180), stolen bases (89), stolen base attempts (117), wins (46), saves (11), batters struck out (331), batters struck out looking (90), innings pitched (414) and putouts (1242).

In 18 years as an NCAA Division I head coach, Division I assistant coach and National Junior College Athletic Association (NJCAA) head coach, Redburn has made 13 postseason appearances which include one NCAA Women's College World Series, two NCAA Super-Regionals, four NCAA Regionals and two NJCAA

National Tournaments.

In 2018, the Redhawks finished at 33-20 overall and fourth in the OVC with a 15-7 mark. SEMO locked down its first winning campaign in seven years.

The Redhawks heated up to win 11 of their final 14 regular-season games and advanced to the eight-team OVC Tournament.

SEMO's 2018 club finished with a 74 RPI among the nation's 296 NCAA Division I softball teams, quite a jump from its 173 ranking in 2017. The Redhawks collected eight doubleheader sweeps along the way.

Defensively, SEMO improved tremendously. After ranking eighth in the OVC in fielding percentage a year ago, the Redhawks were the league's second-best fielding team in 2018. SEMO had 43 errors and committed 16 less than it did in 2017. The Redhawks went error free in 25 games equating to 47 percent of their entire season.

The year before that, SEMO finished the 2017 campaign among the school's top single-season leaders in slugging percentage (6th, .427), on-base percentage (5th, .356), triples (4th, 21), home runs (9th, 31), total bases (9th, 567), stolen bases (2nd, 65), stolen base attempts (1st, 88), opponent batting average (7th, .282), strikeouts/7 innings (7th, 4.17), strikeouts (10th, 194), strikeouts looking (3rd, 61) fewest doubles allowed (8th, 49), fielding percentage (8th, .960), fewest errors (7th, 59) and fewest stolen bases against (3rd, 38).

Redburn picked up his 200th

career victory when SEMO beat Austin Peay, 7-4, on Apr. 30, 2016. His 2016 club ranked among the school's top-10 teams in doubles (6th, 69), stolen bases (3rd, 58), walks (8th, 138), home runs (6th, 35) and slugging percentage (6th, .412).

In his first season, Redburn led the Redhawks to an overall record of 19-27 and 12-12 in OVC play during 2015. His 19 victories came after SEMO won no more than 15 games in each of the previous two seasons. Redburn's first club at Southeast also had 12 OVC wins, a +9 increase from the 2014 campaign. In addition, the Redhawks made the OVC Tournament, snapping a streak of three years where they missed the event.

Not only did Redburn earn his 100th career NCAA Division I win in his inaugural season with the Redhawks, but he coached three All-OVC selections and one NFCA All-Region honoree.

Statistically, SEMO finished among the top-five OVC teams in batting average (3rd), slugging percentage (5th), on-base percentage (5th) and hits (5th). The 2015 Redhawks also broke two single-season records with Kayla Fortner establishing new marks



## ■ The Redburn File

### Experience:

19th Year (Seventh at SEMO)

### Hometown:

St. Charles, Mo.

### Birthdate:

April 19, 1967

### Alma Mater:

Missouri-St. Louis, 1993

### Education:

B.S. Special Education (Missouri-St. Louis)  
Master's Higher Education in Athletics/  
Activities Administration (William Woods)

### Date Hired:

June 26, 2014

### Family:

Wife - Tracy  
Children - Joe, Jack

### Coaching Experience:

St. Charles CC, Head Coach, 2002-04  
Jefferson College, Head Coach 2005-06  
Missouri, Assistant Coach, 2007-09  
Evansville, Head Coach, 2010-14  
Southeast Missouri, Head Coach, 2015-pr.



## SOUTHEAST MISSOURI SOFTBALL NOTES // EASTERN KENTUCKY

in home runs and single-game mark and set a single-game school record with six home runs, as well.

Academically, the Redhawks accumulated a 3.35 grade point average during the 2014-15 academic year as a total of nine players earned NFCA All-America Scholar-Athlete status for achieving a 3.5 or higher GPA.

Redburn coached a total of four first-team All-OVC selections, three second-team All-OVC picks, one OVC Freshman of the Year, three NFCA All-Region honorees and three OVC All-Newcomer selections in his first four years as SEMO's head coach.

The fourth head coach in Redhawk softball history, Redburn won 90 games in five years as head coach at the University of Evansville before accepting the job at Southeast on June 26, 2014.

In 2014, Redburn coached a UE team with five starters that were underclassmen, including four freshmen and one sophomore. The Purple Aces achieved their highest batting average since 2007. Additionally, UE had a freshman lead the team in stolen bases and home runs.

Despite a season that allowed 53 games, the 2013 team had its best season in Redburn's five years at UE. Entering the Missouri Valley Conference Tournament as the No. 7 seed, the Purple Aces beat the No. 6, No. 3 and No. 2 seeds to make their first MVC Championship appearance since

2003. UE finished second with three players garnering All-Tournament team honors.

The 2013 campaign resulted in the most overall wins in a season since 2008 and the best regular-season and conference tournament finish since Redburn's arrival. UE continued its aggressive baserunning with 89 stolen bases, ranking second in the MVC. The pitching staff also rated fourth in the conference.

Redburn's 2012 club saw improvement as well, winning more games than it had the previous season. The Purple Aces stole 79 bases and had two all-conference and one National Fastpitch Coaches Association All-Region selection that year. In 2011, Redburn exposed a young and inexperienced team to some of the top programs in the nation as UE played one of its most difficult schedules. Tennessee, Georgia Tech, Missouri, Ohio State, Texas Tech, South Alabama and Chattanooga were among the stiff competition.

Redburn quickly started to transform the UE program during his first year in 2010. The Purple Aces secured a berth in the MVC Tournament after winning 10 conference games. UE led the MVC with 31 doubles and hit 36 home runs, while producing two all-conference picks.

Academically, Redburn's teams consistently enjoyed success. In fact, each of his last four UE teams accumulated a 3.1 or higher grade point average. He had several student-athletes

obtain over a 3.5 GPA and earn academic recognition along the way.

Prior to UE, Redburn spent three years as an assistant coach at the University of Missouri working primarily with the pitchers and catchers, and serving as recruiting coordinator.

He was part of a coaching staff that compiled an overall record of 137-53. The Tigers registered a school record for victories (50), won the Big 12 Conference Tournament, won their Regional and defeated host UCLA in the Super Regional to advance to the College World Series in 2009. Overall, Redburn coached four all-conference pitchers, including USA National Team Pitcher Chelsea Thomas at Missouri.

Redburn began his collegiate coaching career as head coach at St. Charles (Mo.) Community College from 2001-04. He led the 2003 team to its first Region 16 championship and

a seventh-place finish at the National Junior College Athletic Association Division I National Tournament. His 2004 squad set a school record with 33 victories.

Following his stay at St. Charles CC, Redburn spent two seasons as head coach of the new softball program at Jefferson College. In the program's first year of competition, 2006, he led Jefferson to a 49-16 record, Region 16 championship and ninth-place finish at the NJCAA Division I National Tournament. Redburn was honored as the Midwest Community College Athletic Conference Coach of the Year following that season.

A native of St. Charles, Missouri, Redburn graduated from the University of Missouri-St. Louis in 1993 and received his master's degree in Athletics/Activities Administration from William Woods University.

He and his wife, Tracy, have two sons, Joe and Jack.





## Redburn's Year-by-Year Records

Year	School	Assignment	Record	Conference Finish	Postseason
2002	St. Charles CC	Head Coach	16-21	3rd	Region XVI Runner-Up
2003	St. Charles CC	Head Coach	26-21	2nd	Region XVI Champions 7th NJCAA National Tournament
2004	St. Charles CC	Head Coach	33-16	1st	3rd in Region XVI
2005	Jefferson College	Head Coach	-	Program Preparation Year	-
2006	Jefferson College	Head Coach	49-16	1st Region 16	-
2007	Missouri	Assistant Coach	40-23, 13-4	3rd Big 12	-
2008	Missouri	Assistant Coach	47-17, 11-6	3rd Big 12	-
2009	Missouri	Assistant Coach	50-12, 12-6	2nd Big 12	1st Big 12 Tournament NCAA Midwest Regional Champions NCAA Super Regional Champions 8th in College World Series
2010	Evansville	Head Coach	18-34, 10-16	7th MVC	-
2011	Evansville	Head Coach	12-42, 6-21	9th MVC	-
2012	Evansville	Head Coach	18-37, 8-19	8th MVC	-
2013	Evansville	Head Coach	23-30, 11-12	7th MVC	2nd MVC Tournament
2014	Evansville	Head Coach	19-32, 7-19	10th MVC	-
2015	Southeast Missouri	Head Coach	19-27, 12-12	7th OVC	8th OVC Tournament
2016	Southeast Missouri	Head Coach	16-33, 10-17	10th OVC	-
2017	Southeast Missouri	Head Coach	23-27, 8-14	9th OVC	-
2018	Southeast Missouri	Head Coach	33-20, 15-7	4th OVC	7th OVC Tournament
2019	Southeast Missouri	Head Coach	46-18, 17-5	1st OVC	1st OVC Tournament 3rd NCAA Regional
2020*	Southeast Missouri	Head Coach	12-5	-	-
2021	Southeast Missouri	Head Coach	20-12	15-3 OVC	-

\* Season ended due to a global COVID-19 pandemic

**Overall Record as a Collegiate Coach:** 521-443 (19 years)

**Overall Record as a Head Coach:** 383-391 (16 years)

Record at Southeast Missouri, 169-142, 77-58 Ohio Valley Conference (7 years)

Record at Evansville, 90-175, 42-87 Missouri Valley Conference (5 years)

Record at Jefferson College, 49-16 (1 year)

Record at St. Charles CC: 75-58 (3 years)

Record as Assistant Coach at Missouri: 137-52 (3 years)

## Redburn by the Numbers

- 66 OVC Commissioner's Honor Roll Selections
- 26 NFCA All-America Scholar-Athletes
- 20+ Academic All-Americans
- 11 NJCAA All-Region 16 Players
- 15 OVC Medal of Honor Recipients
- 6 First-Team All-OVC Selections
- 6 All-MVC Players
- 6 MVC Scholar-Athletes
- 6 OVC Players of the Week
- 5 All-Americans
- 5 NFCA All-Region Selections
- 4 OVC Pitchers of the Week
- 4 MCCAC All-Conference Players
- 3 OVC All-Newcomer Selections
- 3 MVC Players of the Week
- 2 Second-Team All-OVC Selections
- 1 OVC Player of the Year
- 1 OVC Freshman of the Year

## Coaching Honors

- 2019 OVC Coach of the Year
- 2019 NFCA Midwest Region Coaching Staff of the Year
- 2009 Midwest Coaching Staff of the Year
- 2006 Region 16 and MCCAC Coach of the Year
- 2003 Region 16 Coach of the Year





## 2021 Statistics

Record: 20-12 Home: 9-2 Away: 9-9 Neutral: 2-1 OVC: 15-3

Player	avg	gp-gs	ab	r	h	2b	3b	hr	rbi	tb	slg%	bb	hp	so	gdp	ob%	sf	sh	sb-att	po	a	e	fld%
12 DREILING, Katie	.390	28-24	77	11	30	7	0	3	14	46	.597	6	0	10	1	.434	0	0	2-2	0	1	0	1.000
24 WRIGLEY, Kynzie	.388	25-21	67	13	26	4	0	1	7	33	.493	5	0	6	0	.419	2	0	3-3	24	22	5	.902
2 ANDERSON, Rachel	.376	32-32	93	21	35	6	1	4	23	55	.591	16	5	14	0	.491	0	5	7-12	50	0	0	1.000
1 ANDERSON, Jillian	.318	31-31	88	17	28	9	1	0	13	39	.443	18	2	17	0	.444	0	0	8-13	46	0	0	1.000
4 TUCKER, Alyson	.311	27-27	61	12	19	3	0	2	6	28	.459	10	3	10	0	.432	0	1	3-3	27	40	9	.882
3 WALLEN, Kimmy	.308	22-4	26	6	8	1	0	0	1	9	.346	3	0	4	0	.379	0	0	3-5	6	0	1	.857
26 ELLIS, Ashley	.307	32-32	88	15	27	3	0	12	32	66	.750	10	1	21	0	.376	2	0	1-1	166	1	2	.988
14 ANDERSON, Kaylee	.299	32-32	97	23	29	4	0	8	21	57	.588	3	6	11	0	.358	0	0	2-2	48	4	1	.981
7 DAVIS, Karsyn	.286	24-18	49	3	14	3	0	1	8	20	.408	2	0	7	2	.314	0	0	0-0	94	4	2	.980
15 PAULEY, Austine	.235	28-26	68	16	16	1	2	3	6	30	.441	5	0	13	1	.284	1	0	3-4	25	41	6	.917
16 RICKERMANN, Abigail	.233	23-5	30	8	7	0	0	0	1	7	.233	3	0	6	0	.303	0	2	1-2	8	8	1	.941
10 EMERT, Ashley	.152	20-17	46	2	7	1	0	1	4	11	.239	2	1	13	0	.204	0	0	0-0	23	26	4	.925
21 PENA, Chelsy	.065	18-12	31	1	2	1	0	0	2	3	.097	4	1	4	0	.189	1	1	0-0	96	3	3	.971
-----																							
20 WININGER, Leah	.167	13-3	12	0	2	0	0	0	2	2	.167	1	0	3	0	.231	0	0	0-0	3	0	0	1.000
27 GRIFFIN, Anna	.154	9-3	13	0	2	0	0	0	1	2	.154	1	0	6	0	.214	0	0	0-0	0	0	0	.000
11 MARTON, Danina	.143	15-1	7	2	1	0	1	0	0	3	.429	0	1	3	0	.250	0	0	1-3	3	0	0	1.000
8 ROLLET, Abby	.000	2-0	1	0	0	0	0	0	0	0	.000	1	0	0	0	.500	0	0	0-0	0	0	0	.000
17 ROBINSON, Kelby	.000	14-0	0	4	0	0	0	0	0	0	.000	0	0	0	0	.000	0	0	5-7	1	0	0	1.000
9 ROOK, Rachel	.000	1-1	0	0	0	0	0	0	0	0	.000	0	0	0	0	.000	0	0	0-0	3	6	3	.750
Totals	.296	32	854	154	253	43	5	35	141	411	.481	90	20	148	4	.374	6	9	39-57	623	177	37	.956
Opponents	.217	32	789	98	171	30	2	24	88	277	.351	62	22	189	2	.289	9	11	32-37	623	255	43	.953

LOB - Team (203), Opp (172). DPs turned - Team (6), Opp (8). CI - Team (0), Opp (1). IBB - Team (0), Opp (2).

### (All games Sorted by Earned run avg)

Player	era	w-l	app	gs	cg	sho	sv	ip	h	r	er	bb	so	2b	3b	hr	b/avg	wp	hp	bks	sfa	sha
9 ROOK, Rachel	2.36	13-7	24	19	8	5/1	2	107.0	77	42	36	24	127	20	0	12	.195	6	10	0	6	6
19 HOLMAN, Paytience	2.91	6-5	18	13	4	3/1	0	67.1	60	35	28	25	39	6	1	10	.228	3	7	0	1	2
-----																						
6 DAVIS, Marisa	3.04	1-0	16	0	0	0/1	3	27.2	28	13	12	6	21	3	1	0	.259	2	3	0	2	1
12 DREILING, Katie	7.41	0-0	4	0	0	0/0	0	5.2	6	8	6	7	2	1	0	2	.250	0	2	0	0	2
Totals	2.76	20-12	32	32	12	9/1	5	207.2	171	98	82	62	189	30	2	24	.217	11	22	0	9	11
Opponents	4.45	12-20	32	32	11	2/1	2	207.2	253	154	132	90	148	43	5	35	.296	7	20	0	6	9

PB - Team (3), PENA 2, K. DAVIS 1, Opp (3). SBA/ATT - ROOK (20-24), PENA (19-22), K. DAVIS (12-14), HOLMAN (5-6), M. DAVIS (5-5), DREILING (2-2), WININGER (1-1).



## 2021 Results

Date	Opponent	Score	Inns	Overall	OVC	Pitcher of record	Attend	Time
02-13-21	at Auburn-1	L 0-8	5	0-1-0	0-0-0	ROOK (L 0-1)	-	1:40
02-13-21	at Auburn-2	L 1-5	7	0-2-0	0-0-0	HOLMAN (L 0-1)	370	2:08
02-14-21	at Auburn	L 1-3	7	0-3-0	0-0-0	ROOK (L 0-2)	370	1:54
02-20-21	at Tennessee	L 0-7	7	0-4-0	0-0-0	HOLMAN (L 0-2)	203	1:43
02-20-21	at Tennessee	L 3-5	7	0-5-0	0-0-0	ROOK (L 0-3)	232	1:57
! 02-26-21	vs North Dakota State	w 6-2	7	1-5-0	0-0-0	ROOK (W 1-3)	0	
! 02-26-21	at #24 Arkansas	L 3-9	7	1-6-0	0-0-0	HOLMAN (L 0-3)	570	2:01
! 02-27-21	vs Texas Tech	w 5-3	(8)	2-6-0	0-0-0	ROOK (W 2-3)	489	2:01
! 02-27-21	at #24 Arkansas	L 3-6	7	2-7-0	0-0-0	ROOK (L 2-4)	574	1:34
! 02-28-21	vs Texas Tech	L 1-7	7	2-8-0	0-0-0	ROOK (L 2-5)	427	2:09
* 03-05-21	AUSTIN PEAY	w 6-5	7	3-8-0	1-0-0	M. DAVIS (W 1-0)	162	2:08
* 03-06-21	AUSTIN PEAY-1	L 3-4	7	3-9-0	1-1-0	HOLMAN (L 0-4)	333	2:13
* 03-06-21	AUSTIN PEAY-2	w 8-0	6	4-9-0	2-1-0	ROOK (W 3-5)	345	2:07
* 03-12-21	at Tennessee Tech-1	w 7-0	7	5-9-0	3-1-0	HOLMAN (W 1-4)	125	4:48
* 03-12-21	at Tennessee Tech-2	w 4-1	7	6-9-0	4-1-0	ROOK (W 4-5)	125	1:57
* 03-13-21	at Tennessee Tech	w 8-4	7	7-9-0	5-1-0	ROOK (W 5-5)	135	2:15
03-16-21	at Southern Illinois	L 2-6	7	7-10-0	5-1-0	HOLMAN (L 1-5)	35	2hr
* 03-20-21	at Belmont Bruins-1	w 8-2	7	8-10-0	6-1-0	HOLMAN (W 2-5)	50	2:00
* 03-20-21	at Belmont Bruins-2	w 6-0	7	9-10-0	7-1-0	ROOK (W 6-5)	50	1:50
* 03-21-21	at Belmont Bruins	w 8-4	7	10-10-0	8-1-0	ROOK (W 7-5)	50	2:18
03-24-21	at Saint Louis	w 6-1	7	11-10-0	8-1-0	HOLMAN (W 3-5)	0	2:07
* 03-26-21	MOREHEAD STATE	w 8-0	5	12-10-0	9-1-0	ROOK (W 8-5)	168	1;20
* 03-27-21	MOREHEAD STATE-1	w 10-0	5	13-10-0	10-1-0	HOLMAN (W 4-5)	287	1:22
* 03-27-21	MOREHEAD STATE-2	w 9-1	6	14-10-0	11-1-0	ROOK (W 9-5)	247	1:32
03-31-21	SOUTHERN ILLINOIS	w 5-0	7	15-10-0	11-1-0	ROOK (W 10-5)	132	2:02
* 04-02-21	EASTERN ILLINOIS	w 7-0	7	16-10-0	12-1-0	ROOK (W 11-5)	221	1:41
* 04-03-21	EASTERN ILLINOIS-1	w 3-0	7	17-10-0	13-1-0	HOLMAN (W 5-5)	165	1:48
* 04-03-21	EASTERN ILLINOIS-2	L 1-5	7	17-11-0	13-2-0	ROOK (L 11-6)	150	2:13
* 04-10-21	at SIUE	w 11-2	5	18-11-0	14-2-0	ROOK (W 12-6)	125	1:42
* 04-11-21	at SIUE-1	w 4-2	7	19-11-0	15-2-0	HOLMAN (W 6-5)	-	2:29
* 04-11-21	at SIUE-2	L 5-6	(8)	19-12-0	15-3-0	ROOK (L 12-7)	125	2:41
04-14-21	SAINT LOUIS	w 2-0	7	20-12-0	15-3-0	ROOK (W 13-7)	184	1:34

\* = Conference game

! = Razorback Invitational (Fayetteville, Ark.)

() extra inning game



# SOUTHEAST MISSOURI SOFTBALL NOTES // EASTERN KENTUCKY

## 2021 Season/Career Statistics

Record: 20-12 Home: 9-2 Away: 9-9 Neutral: 2-1 OVC: 15-3

Player	SEASON													CAREER													
	Avg	G-GS	AB	R	H	2B	3B	HR	RBI	BB	Hbp	SO	Sb-Att	Avg	G-GS	AB	R	H	2B	3B	HR	RBI	BB	Hbp	SO	Sb-Att	
12 DREILING, Katie	.390	28-24	77	11	30	7	0	3	14	6	0	10	2-2	.390	28-24	77	11	30	7	0	3	14	6	0	10	2-2	
24 WRIGLEY, Kynzie	.388	25-21	67	13	26	4	0	1	7	5	0	6	3-3	.388	25-21	67	13	26	4	0	1	7	5	0	6	3-3	
2 ANDERSON, Rachel	.376	32-32	93	21	35	6	1	4	23	16	5	14	7-12	.415	216-216	629	164	261	40	30	28	153	102	18	72	66-92	
1 ANDERSON, Jillian	.318	31-31	88	17	28	9	1	0	13	18	2	17	8-13	.318	31-31	88	17	28	9	1	0	13	18	2	17	8-13	
4 TUCKER, Alyson	.311	27-27	61	12	19	3	0	2	6	10	3	10	3-3	.311	27-27	61	12	19	3	0	2	6	10	3	10	3-3	
3 WALLEN, Kimmy	.308	22-4	26	6	8	1	0	0	1	3	0	4	3-5	.255	36-10	51	9	13	1	0	0	3	5	0	6	6-8	
26 ELLIS, Ashley	.307	32-32	88	15	27	3	0	12	32	10	1	21	1-1	.281	213-213	590	84	166	27	4	46	154	69	6	140	6-7	
14 ANDERSON, Kaylee	.299	32-32	97	23	29	4	0	8	21	3	6	11	2-2	.273	115-86	271	61	74	13	2	12	49	8	13	40	14-15	
7 DAVIS, Karsyn	.286	24-18	49	3	14	3	0	1	8	2	0	7	0-0	.269	29-19	52	3	14	3	0	1	8	3	0	7	0-0	
15 PAULEY, Austine	.235	28-26	68	16	16	1	2	3	6	5	0	13	3-4	.250	45-43	116	28	29	5	3	5	15	13	1	22	9-11	
16 RICKERMANN, Abigail	.233	23-5	30	8	7	0	0	0	1	3	0	6	1-2	.233	23-5	30	8	7	0	0	0	1	3	0	6	1-2	
10 EMERT, Ashley	.152	20-17	46	2	7	1	0	1	4	2	1	13	0-0	.160	57-30	81	11	13	2	1	2	9	9	2	26	5-5	
21 PENA, Chelsy	.065	18-12	31	1	2	1	0	0	2	4	1	4	0-0	.174	77-32	115	13	20	5	0	0	15	10	1	12	3-5	
<hr/>																											
20 WININGER, Leaha	.167	13-3	12	0	2	0	0	0	2	1	0	3	0-0	.133	36-4	30	5	4	1	0	0	3	2	0	6	1-2	
27 GRIFFIN, Anna	.154	9-3	13	0	2	0	0	0	1	1	0	6	0-0	.203	47-16	64	7	13	2	1	2	8	14	0	22	1-1	
11 MARTON, Danina	.143	15-1	7	2	1	0	1	0	0	0	1	3	1-3	.281	53-2	32	10	9	1	1	0	3	2	1	7	4-7	
8 ROLLET, Abby	.000	2-0	1	0	0	0	0	0	0	1	0	0	0-0	.000	2-0	1	0	0	0	0	0	0	1	0	0	0-0	
17 ROBINSON, Kelby	.000	14-0	0	4	0	0	0	0	0	0	0	0	5-7	.000	14-0	0	4	0	0	0	0	0	0	0	0	5-7	
9 ROOK, Rachel	.000	1-1	0	0	0	0	0	0	0	0	0	0	0-0	.000	6-5	0	0	0	0	0	0	0	0	0	0	0-0	
Totals	.296	32-32	854	154	253	43	5	35	141	90	20	148	39-57														
Opponents	.217	32-32	789	98	171	30	2	24	88	62	22	189	32-37														

(All games Sorted by Earned run avg)

Player	SEASON														CAREER													
	ERA	W-L	App	GS	CG	Sho	Sv	IP	H	R	ER	BB	SO	ERA	W-L	App	GS	CG	Sho	Sv	IP	H	R	ER	BB	SO		
9 ROOK, Rachel	2.36	13-7	24	19	8	5	2	107.0	77	42	36	24	127	2.29	33-18	94	42	15	10	8	284.1	199	107	93	87	331		
19 HOLMAN, Paytience	2.91	6-5	18	13	4	3	0	67.1	60	35	28	25	39	2.77	8-8	26	18	6	4	0	101.0	91	52	40	38	73		
<hr/>																												
6 DAVIS, Marisa	3.04	1-0	16	0	0	0	3	27.2	28	13	12	6	21	3.63	3-1	38	2	0	0	3	63.2	66	37	33	22	47		
12 DREILING, Katie	7.41	0-0	4	0	0	0	0	5.2	6	8	6	7	2	7.41	0-0	4	0	0	0	0	5.2	6	8	6	7	2		
Totals	2.76	20-12	32	32	12	9	5	207.2	171	98	82	62	189															
Opponents	4.45	12-20	32	32	11	2	2	207.2	253	154	132	90	148															



**Multiple-Hit Games**

Player	2	3	4	5+	Total
Rachel Anderson	10	1	1	-	12
Katie Dreiling	7	3	-	-	10
Kaylee Anderson	8	-	-	-	8
Ashley Ellis	7	1	-	-	8
Jillian Anderson	6	1	-	-	7
Kynzie Wrigley	6	1	-	-	7
Alyson Tucker	2	1	-	-	3
Karsyn Davis	3	-	-	-	3
Ashley Emert	2	-	-	-	2
Austine Pauley	2	-	-	-	2
Kimmy Wallen	1	-	-	-	1

**Multiple-RBI Games**

Player	2	3	4	5+	Total
Ashley Ellis	4	2	1	2	9
Kaylee Anderson	4	2	-	-	6
Rachel Anderson	2	2	1	1	6
Jillian Anderson	1	2	-	-	3
Katie Dreiling	-	2	-	-	2
Ashley Emert	-	1	-	-	1
Alyson Tucker	1	-	-	-	1
Leaha Winger	1	-	-	-	1
Karsyn Davis	-	-	1	-	1

**Inning-by-Inning Summary**

Inning	SEMO	Opp.
First	33	16
Second	12	12
Third	27	17
Fourth	12	13
Fifth	30	7
Sixth	28	23
Seventh	8	9
Extra	2	1
Total	152	98

**Inning-by-Inning Summary (OVC Games)**

Inning	SEMO	Opp.
First	27	3
Second	12	1
Third	24	9
Fourth	5	4
Fifth	21	5
Sixth	19	8
Seventh	8	5
Extra	0	1
Total	116	36

**Current Hitting Streaks**

Player	Games	Started
Kynzie Wrigley	14	3/20
Abigail Rickermann	5	4/3

**Current Reached Base Streaks**

Player	Games	Started
Kynzie Wrigley	14	3/20
Ashley Ellis	12	3/24

**Career Multiple-Hit Games**

Player	2	3	4	5+	Total
Rachel Anderson	64	17	2	-	83
Ashley Ellis	39	7	1	1	48
Kaylee Anderson	15	2	-	-	17
Katie Dreiling	7	3	-	-	10
Jillian Anderson	6	1	-	-	7
Kynzie Wrigley	6	1	-	-	7
Austine Pauley	4	-	1	-	5
Chelsy Pena	4	-	-	-	4
Karsyn Davis	3	-	-	-	3
Ashley Emert	3	-	-	-	3
Alyson Tucker	2	1	-	-	3
Kimmy Wallen	2	-	-	-	2
Danina Marton	1	-	-	-	1

**Career Multiple-RBI Games**

Player	2	3	4	5+	Total
Rachel Anderson	19	13	5	1	38
Ashley Ellis	17	11	6	2	36
Kaylee Anderson	11	3	1	-	15
Chelsy Pena	3	-	-	-	3
Jillian Anderson	1	2	-	-	3
Austine Pauley	2	-	-	-	2
Ashley Emert	1	1	-	-	2
Katie Dreiling	-	2	-	-	2
Alyson Tucker	1	-	-	-	1
Leaha Winger	1	-	-	-	1

**1 Jillian Anderson****2021 Season/Career-Highs**

At-Bats	4, 7x, last at SIU Edwardsville (4/11/21)
Runs	3, at Belmont (3/21/21)
Hits	3, vs. Austin Peay (3/6/21)
Doubles	2, at Tennessee Tech (3/13/21)
Triples	1, at Belmont (3/21/21)
Home Runs	-
RBI	3, 2x, last at SIU Edwardsville (4/11/21)
Stolen Bases	1, 8x, last vs. Eastern Illinois (4/3/21)

**14 Kaylee Anderson****2021 Season-Highs**

At-Bats	5, 2x, last at SIU Edwardsville (4/11)
Runs	2, 4x, last vs. Morehead State (3/27)
Hits	2, 8x, last at SIU Edwardsville (4/11)
Doubles	1, 4x, last at SIU Edwardsville (4/11)
Triples	-
Home Runs	2, at Tennessee Tech (3/12)
RBI	3, 2x, last at SIU Edwardsville (4/10)
Stolen Bases	2, at Belmont (3/20)

**Hitting Career-Highs**

At-Bats	5, 3x, last at SIU Edwardsville (4/11/21)
Runs	3, vs. Kansas City (3/1/20)
Hits	3, 2x, last vs. Kansas City (3/1/20)
Doubles	2, vs. Saint Louis (4/17/19)
Triples	1, 2x, last vs. South Carolina State (2/23/20)
Home Runs	2, 2x, last at Tennessee Tech (3/12/21)
RBI	4, at Tennessee State (3/23/19)
Stolen Bases	3, vs. Mississippi Valley State (3/6/20)

**Pitching Career-Highs**

Innings Pitched	4.0, 5x, last at Troy (2/15/20)
Fewest Hits	0, 3x, last vs. Jacksonville State (5/11/19)
Most Hits	8, 2x, last vs. Purdue Fort Wayne (2/14/20)
Fewest Runs	0, 14x, last vs. Bryant (3/7/20)
Most Runs	9, vs. Purdue Fort Wayne (2/14/20)
Fewest Walks	0, 16x, last vs. Bryant (3/7/20)
Strikeouts	5, at Tennessee Tech (4/26/19)

**2 Rachel Anderson****2021 Season-Highs**

At-Bats	4, 6x, last at SIU Edwardsville (4/11)
Runs	3, vs. Morehead State (3/26)
Hits	4, vs. Morehead State (3/26)
Doubles	2, at Belmont (3/21)
Triples	1, vs. Morehead State (3/26)
Home Runs	1, 4x, last at SIU Edwardsville (4/10)
RBI	5, vs. Morehead State (3/27)
Stolen Bases	1, 7x, last vs. Eastern Illinois (4/3)

**Career-Highs**

At-Bats	5, 4x, last vs. Purdue Fort Wayne (2/14/20)
Runs	3, 11x, last vs. Morehead State (3/26/21)
Hits	4, 2x, last vs. Morehead State (3/26/21)
Doubles	2, 2x, last at Belmont (3/21/21)
Triples	2, 2x, last at Alcorn State (2/25/17)
Home Runs	1, 28x, last at SIU Edwardsville (4/10/21)
RBI	5, vs. Morehead State (3/27/21)
Stolen Bases	4, vs. Kansas City (2/29/20)

**7 Karsyn Davis****2021 Season-Highs**

At-Bats	4, at Belmont (3/20)
Runs	1, 3x, last vs. Eastern Illinois (4/2)
Hits	2, 3x, last vs. Morehead State (3/27)
Doubles	2, at Belmont (3/20)
Triples	-
Home Runs	1, vs. Morehead State (3/27)
RBI	4, at Belmont (3/20)
Stolen Bases	-

**Career-Highs**

At-Bats	4, at Belmont (3/20/21)
Runs	1, 3x, last vs. Eastern Illinois (4/2/21)
Hits	2, 3x, last vs. Morehead State (3/27/21)
Doubles	2, at Belmont (3/20/21)
Triples	-
Home Runs	1, vs. Morehead State (3/27/21)
RBI	4, at Belmont (3/20/21)
Stolen Bases	-

**6 Marisa Davis****2021 Season-Highs**

Innings Pitched	4.0, at Tennessee Tech (3/12)
Fewest Hits	0, 5x, last vs. Eastern Illinois (4/3)
Most Hits	7, at Belmont (3/21)
Fewest Runs	0, 10x, last vs. Saint Louis (4/14)
Most Runs	4, at Belmont (3/21)
Fewest Walks	0, 12x, last vs. Saint Louis (4/14)
Strikeouts	3, 2x, last at SIU Edwardsville (4/11)

**Career-Highs**

Innings Pitched	4.0, 2x, last at Tennessee Tech (3/12/21)
Fewest Hits	0, 7x, last vs. Eastern Illinois (4/3/21)
Most Hits	7, at Belmont (3/21/21)
Fewest Runs	0, 21x, last vs. Saint Louis (4/14/21)
Most Runs	4, 3x, last at Belmont (3/21/21)
Fewest Walks	0, 23x, last vs. Saint Louis (4/14/21)
Strikeouts	3, 5x, last at SIU Edwardsville (4/11/21)

**12 Katie Dreiling****2021 Hitting Season/Career-Highs**

At-Bats	4, 7x, last vs. Eastern Illinois (4/3/21)
Runs	2, 3x, last vs. Morehead State (3/27/21)
Hits	3, 3x, last vs. Southern Illinois (3/31/21)
Doubles	1, 7x, last vs. Morehead State (3/27/21)
Triples	-
Home Runs	2, at Belmont (3/20/21)
RBI	3, 2x, last vs. Morehead State (3/27/21)
Stolen Bases	1, 2x, last at Saint Louis (3/24/21)

**2021 Pitching Season/Career-Highs**

Innings Pitched	2.0, at Auburn (2/13/21)
Fewest Hits	1, 2x, last vs. Texas Tech (2/28/21)
Most Hits	2, 2x, last vs. Austin Peay (3/6/21)
Fewest Runs	0, 2x, last vs. Austin Peay (3/6/21)
Most Runs	4, 2x, last at Arkansas (2/26/21)
Fewest Walks	1, 2x, last vs. Texas Tech (2/28/21)
Strikeouts	2, at Auburn (2/13/21)

**26 Ashley Ellis****2021 Season-Highs**

At-Bats	4, 5x, last at SIU Edwardsville (4/11)
Runs	2, 2x, last vs. Morehead State (3/27)
Hits	3, at SIU Edwardsville (4/11)
Doubles	1, 3x, last at SIU Edwardsville (4/11)
Triples	-
Home Runs	2, 3x, last vs. Eastern Illinois (4/2)
RBI	5, 2x, last vs. Morehead State (3/27)
Stolen Bases	1, vs. Eastern Illinois (4/3)

**Career-Highs**

At-Bats	6, vs. Purdue Fort Wayne (2/14/20)
Runs	3, 2x, last vs. Purdue Fort Wayne (2/14/20)
Hits	3, 6x, last at SIU Edwardsville (4/11/21)
Doubles	3, vs. Morehead State (5/3/19)
Triples	1, 4x, last at Northern Iowa (2/9/19)
Home Runs	2, 7x, last vs. Eastern Illinois (4/2/21)
RBI	5, 3x, last vs. Morehead State (3/27/21)
Stolen Bases	1, 6x, last vs. Eastern Illinois (4/3/21)



## 10 Ashley Emert

2021 Season-Highs	
At-Bats.....	4, vs. Austin Peay (3/6)
Runs.....	1, 2x, last vs. North Dakota State (2/26)
Hits.....	2, 2x, last at Tennessee (2/20)
Doubles.....	1, at Auburn (2/13)
Triples.....	-
Home Runs.....	1, vs. North Dakota State (2/26)
RBI.....	3, vs. North Dakota State (2/26)
Stolen Bases.....	-

Career-Highs	
At-Bats.....	4, vs. Austin Peay (3/6/21)
Runs.....	3, vs. South Carolina State (2/21/20)
Hits.....	2, 3x, last at Tennessee (2/20/21)
Doubles.....	1, 2x, last at Auburn (2/13/21)
Triples.....	1, vs. South Carolina State (2/21/20)
Home Runs.....	2, vs. North Dakota State (2/26/21)
RBI.....	3, vs. North Dakota State (2/26/21)
Stolen Bases.....	2, vs. South Carolina State (2/21/20)

## 27 Anna Griffin

2021 Season-Highs	
At-Bats.....	3, 2x, last at Arkansas (2/26)
Runs.....	-
Hits.....	1, 2x, last at Belmont (3/20)
Doubles.....	-
Triples.....	-
Home Runs.....	-
RBI.....	1, at Arkansas (2/26)
Stolen Bases.....	-

Career-Highs	
At-Bats.....	4, at Central Arkansas (3/1/19)
Runs.....	1, 7x, last vs. Bryant (3/7/20)
Hits.....	1, 13x, last at Belmont (3/20/21)
Doubles.....	1, 2x, last vs. Kennesaw State (2/14/20)
Triples.....	1, vs. Mississippi Valley State (3/6/20)
Home Runs.....	1, 2x, last at Central Arkansas (3/1/19)
RBI.....	1, 8x, last at Arkansas (2/27/21)
Stolen Bases.....	1, vs. Bryant (3/7/20)

## 5 Kileigh Grisham

2021 Season/Career-Highs	
At-Bats.....	-
Runs.....	-
Hits.....	-
Doubles.....	-
Triples.....	-
Home Runs.....	-
RBI.....	-
Stolen Bases.....	-

## 22 Amanda Hansen

2021 Season/Career-Highs	
Innings Pitched.....	-
Fewest Hits.....	-
Most Hits.....	-
Fewest Runs.....	-
Most Runs.....	-
Fewest Walks.....	-
Strikeouts.....	-

## 19 Paytience Holman

2021 Season	
Innings Pitched.....	7.0, 2x, last vs. Eastern Illinois (4/3/21)
Fewest Hits.....	0, at Auburn (2/14)
Most Hits.....	9, 2x, last at Tennessee (2/20)
Fewest Runs.....	0, 7x, last vs. Saint Louis (4/14)
Most Runs.....	7, at Tennessee (2/20)
Fewest Walks.....	0, 5x, last vs. Morehead State (3/27)
Strikeouts.....	6, 2x, last vs. Eastern Illinois (4/3)

Career-Highs	
Innings Pitched.....	7.0, 3x, last vs. Eastern Illinois (4/3/21)
Fewest Hits.....	0, at Auburn (2/14/21)
Most Hits.....	9, 2x, last at Tennessee (2/20/21)
Fewest Runs.....	0, 7x, last vs. Saint Louis (4/14/21)
Most Runs.....	7, at Tennessee (2/20/21)
Fewest Walks.....	0, 6x, last vs. Morehead State (3/27/21)
Strikeouts.....	14, vs. Mississippi Valley State (3/6/20)

## 11 Danina Marton

2021 Season-Highs	
At-Bats.....	2, vs. Texas Tech (2/28)
Runs.....	1, vs. Eastern Illinois (4/2)
Hits.....	1, at SIU Edwardsville (4/10)
Doubles.....	-
Triples.....	1, at SIU Edwardsville (4/10)
Home Runs.....	-
RBI.....	-
Stolen Bases.....	1, vs. Eastern Illinois (4/3)

Career-Highs	
At-Bats.....	3, 3x, last vs. South Carolina State (2/21/20)
Runs.....	2, at Alabama State (2/21/20)
Hits.....	2, at Alabama State (2/21/20)
Doubles.....	1, vs. UMKC (3/9/19)
Triples.....	1, at SIU Edwardsville (4/10/21)
Home Runs.....	-
RBI.....	1, 3x, last vs. Bryant (3/7/20)
Stolen Bases.....	1, 4x, last vs. Eastern Illinois (4/3/21)

## 15 Austine Pauley

2021 Season-Highs	
At-Bats.....	4, 4x, at SIU Edwardsville (4/11)
Runs.....	2, 2x, last at SIU Edwardsville (4/11)
Hits.....	2, 2x, last at SIU Edwardsville (4/10)
Doubles.....	1, at Auburn (2/13)
Triples.....	1, 2x, last at SIU Edwardsville (4/10)
Home Runs.....	1, 3x, last vs. Morehead State (3/26)
RBI.....	1, 6x, last at SIU Edwardsville (4/11)
Stolen Bases.....	1, 3x, last at SIU Edwardsville (4/11)

Career-Highs	
At-Bats.....	5, 2x, last vs. Kansas City (3/1/20)
Runs.....	2, 5x, last at SIU Edwardsville (4/11/21)
Hits.....	4, vs. Purdue Fort Wayne (2/14/20)
Doubles.....	1, 4x, last vs. Bryant (3/7/20)
Triples.....	1, 3x, last at SIU Edwardsville (4/10/21)
Home Runs.....	1, 5x, last vs. Morehead State (3/26/21)
RBI.....	2, 3x, last vs. Bryant (3/7/20)
Stolen Bases.....	3, vs. Grambling State (2/22/20)

## 21 Chelsy Pena

2021 Season-Highs	
At-Bats.....	4, vs. North Dakota State (2/26)
Runs.....	1, vs. North Dakota State (2/26)
Hits.....	1, 2x, last at Belmont (3/21)
Doubles.....	1, vs. North Dakota State (2/26)
Triples.....	-
Home Runs.....	-
RBI.....	1, 2x, last at Belmont (3/21)
Stolen Bases.....	-

Career-Highs	
At-Bats.....	4, 3x, last vs. North Dakota State (2/26/21)
Runs.....	2, vs. UMKC (3/8/19)
Hits.....	2, 3x, last vs. Mississippi Valley State (3/6/20)
Doubles.....	2, vs. Coppin State (3/2/19)
Triples.....	-
Home Runs.....	-
RBI.....	2, 3x, last vs. Murray State (4/15/19)
Stolen Bases.....	2, vs. Louisiana-Monroe (3/1/19)

## 16 Abigail Rickermann

2021 Season/Career-Highs	
At-Bats.....	4, at Arkansas (2/26/21)
Runs.....	2, vs. Texas Tech (2/27/21)
Hits.....	1, 7x, last vs. Saint Louis (4/14/21)
Doubles.....	-
Triples.....	-
Home Runs.....	-
RBI.....	1, vs. Saint Louis (4/14/21)
Stolen Bases.....	1, vs. Texas Tech (2/27/21)

## 17 Kelby Robinson

2021 Season/Career-Highs	
At-Bats.....	-
Runs.....	1, 4x, last vs. Southern Illinois (3/31/21)
Hits.....	-
Doubles.....	-
Triples.....	-
Home Runs.....	-
RBI.....	-
Stolen Bases.....	2, at Tennessee Tech (3/12)

## 8 Abby Rollet

2021 Season/Career-Highs	
At-Bats.....	1, at Saint Louis (3/24/21)
Runs.....	-
Hits.....	-
Doubles.....	-
Triples.....	-
Home Runs.....	-
RBI.....	-
Stolen Bases.....	-

## 9 Rachel Rook

2021 Season-Highs	
Innings Pitched.....	7.1, at SIU Edwardsville (4/11)
Fewest Hits.....	0, 3x, last at SIU Edwardsville (4/11)
Most Hits.....	9, at SIU Edwardsville (4/11)
Fewest Runs.....	0, 10x, last vs. Saint Louis (4/14)
Most Runs.....	6, at Arkansas (2/27)
Fewest Walks.....	0, 10x, last vs. Saint Louis (4/14)
Strikeouts.....	13, at Belmont (3/20)

Career-Highs	
Innings Pitched.....	7.1, at SIU Edwardsville (4/11/21)
Fewest Hits.....	0, 23x, last at SIU Edwardsville (4/11/21)
Most Hits.....	9, at SIU Edwardsville (4/11/21)
Fewest Runs.....	0, 46x, last vs. Saint Louis (4/14/21)
Most Runs.....	6, at Arkansas (2/27/21)
Fewest Walks.....	0, 41x, last vs. Saint Louis (4/14/21)
Strikeouts.....	15, vs. Bryant (3/6/20)

## 4 Alyson Tucker

2021 Season/Career-Highs	
At-Bats.....	4, 2x, last at Belmont (3/21/21)
Runs.....	2, 2x, last at SIU Edwardsville (4/10/21)
Hits.....	3, at Belmont (3/20/21)
Doubles.....	1, 3x, last vs. Morehead State (3/27/21)
Triples.....	-
Home Runs.....	1, 2x, last vs. Eastern Illinois (4/3/21)
RBI.....	2, vs. Austin Peay (3/5/21)
Stolen Bases.....	1, 3x, last vs. Saint Louis (4/14/21)

## 3 Kimmy Wallen

2021 Season-Highs	
At-Bats.....	4, at Tennessee Tech (3/12)
Runs.....	2, at Tennessee Tech (3/12)
Hits.....	2, at Tennessee Tech (3/12)
Doubles.....	1, at Tennessee Tech (3/13)
Triples.....	-
Home Runs.....	-
RBI.....	1, vs. Eastern Illinois (4/3)
Stolen Bases.....	2, at Tennessee Tech (3/12)



Career-Highs	
At-Bats.....	4, 3x, last at Tennessee Tech (3/12/21)
Runs.....	2, 2x, last at Tennessee Tech (3/12/21)
Hits.....	2, 2x, last at Tennessee Tech (3/12/21)
Doubles.....	1, at Tennessee Tech (3/13/21)
Triples.....	-
Home Runs.....	-
RBI.....	1, 3x, last vs. Eastern Illinois (4/3/21)
Stolen Bases.....	2, 2x, last at Tennessee Tech (3/12/21)

## 24 Kynzie Wrigley

2021 Season/Career-Highs	
At-Bats.....	4, 8x, last at SIU Edwardsville (4/11/21)
Runs.....	2, vs. Morehead State (3/27/21)
Hits.....	3, vs. Austin Peay (3/6/21)
Doubles.....	1, 4x, last vs. Morehead State (3/26/21)
Triples.....	-
Home Runs.....	1, at Saint Louis (3/24/21)
RBI.....	1, 7x, last at SIU Edwardsville (4/11/21)
Stolen Bases.....	1, 3x, last at SIU Edwardsville (4/11/21)

## Southeast Missouri's Record

Overall.....	20-12
At Home.....	9-2
On the Road.....	9-9
At Neutral Sites.....	2-1
Against Non-OVC Opponents.....	5-9
Against OVC Opponents.....	15-3
In Home OVC Games.....	7-2
In Away OVC Games.....	8-1
vs. Ranked Teams.....	0-4
In February.....	2-8
In March.....	13-2
In April.....	5-2
In May.....	0-0
On Mondays.....	0-0
On Tuesdays.....	0-1
On Wednesdays.....	3-0
On Thursdays.....	0-0
On Fridays.....	6-1
On Saturdays.....	9-7
On Sundays.....	2-3
In Day Games.....	18-11
In Night Games.....	2-1
In Extra Inning Games.....	1-1
When Redhawks Score First.....	19-2
When Opponents Score First.....	1-10
vs. Left-Handed Starter.....	3-3
vs. Right-Handed Starter.....	17-9
In 1-Run Games.....	1-2
In 2-Run Games.....	3-2
In 5+ Run Games.....	11-4
Shutouts.....	9-2
When Leading After Six Innings.....	14-0
When Trailing After Six Innings.....	0-11
When Tied After Six Innings.....	1-0
When Redhawks Starter Goes 6 or more Innings.....	7-3
When Redhawks Get 10 or more Hits.....	10-3
When Redhawks Outhit Opponents.....	16-4
When Redhawks Get Outhit.....	3-6
When Hits are Tied.....	1-2
When Scoring 0-2 Runs.....	1-7
When Scoring 3-5 Runs.....	5-5
When Scoring 6-9 Runs.....	12-0
When Scoring 10+ Runs.....	2-0
When Opponents Score 0-2 Runs.....	16-0
When Opponents Score 3-5 Runs.....	4-5
When Opponents Score 6-9 Runs.....	0-7
When Opponents Score 10+ Runs.....	0-0
Without Hitting a Home Run.....	6-8
When Hitting 1 Home Run.....	3-2
When Hitting 2+ Home Runs.....	11-2
Committing 0 Errors.....	8-1
Committing 1 Error.....	7-6
Committing 2+ Errors.....	5-5

## Honors & Awards

### OVC Player of the Week

Ashley Ellis, 1B, Mar. 15  
Ashley Ellis, 1B, Mar. 29

### OVC Pitcher of the Week

Rachel Rook, Mar. 22  
Rachel Rook, Mar. 29





## Game-by-Game Starting Lineups

Opponent	P	C	1B	2B	3B	SS	LF	CF	RF	DP
Auburn	Rook	Pena	Ellis	Pauley	Emert	Tucker	J. Anderson	R. Anderson	K. Anderson	Dreiling
Auburn	Holman	K. Davis	Ellis	Pauley	Emert	Tucker	J. Anderson	R. Anderson	K. Anderson	Dreiling
Auburn	Rook	Pena	Ellis	Pauley	Emert	Tucker	J. Anderson	R. Anderson	K. Anderson	Wrigley
Tennessee	Holman	K. Davis	Ellis	Pauley	Emert	Tucker	J. Anderson	R. Anderson	K. Anderson	Wallen
Tennessee	Rook	Pena	Ellis	Pauley	Emert	Tucker	J. Anderson	R. Anderson	K. Anderson	Griffin
North Dakota State	Rook	Pena	Ellis	Rickermann	Emert	Pauley	J. Anderson	R. Anderson	K. Anderson	Dreiling
Arkansas	Holman	K. Davis	Ellis	Rickermann	Emert	Pauley	J. Anderson	R. Anderson	K. Anderson	Griffin
Texas Tech	Holman	K. Davis	Ellis	Rickermann	Emert	Pauley	J. Anderson	R. Anderson	K. Anderson	Dreiling
Arkansas	Rook	Pena	Ellis	Rickermann	Emert	Pauley	J. Anderson	R. Anderson	K. Anderson	Griffin
Texas Tech	Rook	K. Davis	Ellis	K. Anderson	Emert	Rickermann	Marton	R. Anderson	Wallen	Wininger
Austin Peay	Rook	K. Davis	Ellis	Pauley	Emert	Tucker	J. Anderson	R. Anderson	K. Anderson	Dreiling
Austin Peay	Holman	Pena	Ellis	Pauley	Emert	Tucker	J. Anderson	R. Anderson	K. Anderson	Dreiling
Austin Peay	Rook	K. Davis	Ellis	Wrigley	Emert	Tucker	J. Anderson	R. Anderson	K. Anderson	Dreiling
Tennessee Tech	Holman	K. Davis	Ellis	Wrigley	Pauley	Tucker	J. Anderson	R. Anderson	Wallen	K. Anderson
Tennessee Tech	Rook	Pena	Ellis	Wrigley	Emert	Tucker	J. Anderson	R. Anderson	K. Anderson	Dreiling
Tennessee Tech	Rook	K. Davis	Ellis	Wrigley	Pauley	Tucker	J. Anderson	R. Anderson	K. Anderson	Dreiling
Southern Illinois	Holman	Wininger	Ellis	Wrigley	Pauley	Tucker	J. Anderson	R. Anderson	K. Anderson	Dreiling
Belmont	Holman	K. Davis	Ellis	Wrigley	Pauley	Tucker	J. Anderson	R. Anderson	K. Anderson	Dreiling
Belmont	Rook	Pena	Ellis	Wrigley	Emert	Tucker	J. Anderson	R. Anderson	K. Anderson	Dreiling
Belmont	Rook	K. Davis	Ellis	Wrigley	Pauley	Tucker	J. Anderson	R. Anderson	K. Anderson	Dreiling
Saint Louis	Holman	Wininger	Ellis	Wrigley	Emert	Tucker	J. Anderson	R. Anderson	K. Anderson	Dreiling
Morehead State	Rook	K. Davis	Ellis	Wrigley	Pauley	Tucker	J. Anderson	R. Anderson	K. Anderson	Dreiling
Morehead State	Holman	K. Davis	Ellis	Wrigley	Pauley	Tucker	J. Anderson	R. Anderson	K. Anderson	Dreiling
Morehead State	Rook	Pena	Ellis	Wrigley	Emert	Tucker	J. Anderson	R. Anderson	K. Anderson	Dreiling
Southern Illinois	Rook	K. Davis	Ellis	Wrigley	Pauley	Tucker	J. Anderson	R. Anderson	K. Anderson	Dreiling
Eastern Illinois	Rook	K. Davis	Ellis	Wrigley	Pauley	Tucker	J. Anderson	R. Anderson	K. Anderson	Dreiling
Eastern Illinois	Holman	K. Davis	Ellis	Wrigley	Pauley	Tucker	J. Anderson	R. Anderson	K. Anderson	Dreiling
Eastern Illinois	Rook	Pena	Ellis	Wrigley	Pauley	Tucker	J. Anderson	R. Anderson	K. Anderson	Dreiling
SIU Edwardsville	Rook	K. Davis	Ellis	Wrigley	Pauley	Tucker	J. Anderson	R. Anderson	K. Anderson	Dreiling
SIU Edwardsville	Holman	K. Davis	Ellis	Wrigley	Pauley	Tucker	J. Anderson	R. Anderson	K. Anderson	Dreiling
SIU Edwardsville	Rook	Pena	K. Anderson	Wrigley	Pauley	Tucker	J. Anderson	R. Anderson	Wallen	Ellis
Saint Louis	Holman	Pena	Ellis	Wrigley	Pauley	Tucker	J. Anderson	R. Anderson	K. Anderson	Dreiling
Eastern Kentucky										
Eastern Kentucky										
Eastern Kentucky										
Tennessee State										
Tennessee State										
Tennessee State										
UT Martin										
UT Martin										
Murray State										
Murray State										
Murray State										
UT Martin										
UT Martin										
Jacksonville State										
Jacksonville State										
Jacksonville State										



## Game-by-Game Hitting

Opponent	AB	R	H	RBI	2B	3B	HR	BB	IBB	SB	CS	HBP	SAC	SF	GDP	K	PQ	A	E	Avg
<b>Southeast Missouri</b>	<b>14</b>	<b>0</b>	<b>0</b>	<b>0</b>	<b>0</b>	<b>0</b>	<b>0</b>	<b>4</b>	<b>0</b>	<b>0</b>	<b>1</b>	<b>0</b>	<b>0</b>	<b>0</b>	<b>0</b>	<b>7</b>	<b>12</b>	<b>5</b>	<b>4</b>	<b>.000</b>
Auburn	18	8	5	8	0	0	2	5	0	2	0	0	0	1	1	4	15	4	0	.278
<b>Southeast Missouri</b>	<b>28</b>	<b>1</b>	<b>10</b>	<b>1</b>	<b>4</b>	<b>0</b>	<b>0</b>	<b>2</b>	<b>0</b>	<b>0</b>	<b>0</b>	<b>0</b>	<b>0</b>	<b>0</b>	<b>0</b>	<b>12</b>	<b>18</b>	<b>8</b>	<b>1</b>	<b>.238</b>
Auburn	26	5	9	5	2	1	0	1	0	2	1	0	0	0	0	6	21	6	0	.318
<b>Southeast Missouri</b>	<b>25</b>	<b>1</b>	<b>2</b>	<b>0</b>	<b>0</b>	<b>0</b>	<b>0</b>	<b>1</b>	<b>0</b>	<b>0</b>	<b>0</b>	<b>1</b>	<b>0</b>	<b>0</b>	<b>0</b>	<b>6</b>	<b>18</b>	<b>1</b>	<b>1</b>	<b>.179</b>
Auburn	24	3	7	3	2	0	0	2	0	3	0	1	1	0	0	7	21	6	3	.309
<b>Southeast Missouri</b>	<b>22</b>	<b>0</b>	<b>3</b>	<b>0</b>	<b>0</b>	<b>0</b>	<b>0</b>	<b>2</b>	<b>0</b>	<b>0</b>	<b>0</b>	<b>2</b>	<b>0</b>	<b>0</b>	<b>0</b>	<b>9</b>	<b>18</b>	<b>7</b>	<b>1</b>	<b>.169</b>
Tennessee	27	7	9	7	1	0	3	1	0	0	0	0	0	1	0	1	21	5	0	.316
<b>Southeast Missouri</b>	<b>28</b>	<b>3</b>	<b>6</b>	<b>2</b>	<b>0</b>	<b>0</b>	<b>1</b>	<b>0</b>	<b>0</b>	<b>1</b>	<b>0</b>	<b>0</b>	<b>0</b>	<b>0</b>	<b>0</b>	<b>4</b>	<b>18</b>	<b>4</b>	<b>1</b>	<b>.179</b>
Tennessee	23	5	6	4	1	0	2	2	0	5	0	1	0	1	0	7	21	8	1	.305
<b>Southeast Missouri</b>	<b>30</b>	<b>6</b>	<b>8</b>	<b>6</b>	<b>1</b>	<b>0</b>	<b>2</b>	<b>2</b>	<b>0</b>	<b>1</b>	<b>0</b>	<b>1</b>	<b>0</b>	<b>0</b>	<b>0</b>	<b>4</b>	<b>21</b>	<b>5</b>	<b>1</b>	<b>.197</b>
North Dakota State	30	2	8	2	1	0	1	0	0	0	0	0	0	0	0	5	21	11	1	.297
<b>Southeast Missouri</b>	<b>27</b>	<b>3</b>	<b>5</b>	<b>3</b>	<b>1</b>	<b>0</b>	<b>0</b>	<b>1</b>	<b>0</b>	<b>0</b>	<b>0</b>	<b>0</b>	<b>0</b>	<b>0</b>	<b>0</b>	<b>7</b>	<b>18</b>	<b>6</b>	<b>1</b>	<b>.195</b>
Arkansas	23	9	6	9	0	0	3	4	0	0	0	1	2	0	0	3	21	8	1	.292
<b>Southeast Missouri</b>	<b>26</b>	<b>5</b>	<b>6</b>	<b>5</b>	<b>1</b>	<b>0</b>	<b>1</b>	<b>5</b>	<b>0</b>	<b>2</b>	<b>2</b>	<b>0</b>	<b>0</b>	<b>2</b>	<b>0</b>	<b>5</b>	<b>24</b>	<b>6</b>	<b>1</b>	<b>.200</b>
Texas Tech	34	3	10	3	0	1	0	2	0	1	0	2	1	0	0	7	24	13	0	.293
<b>Southeast Missouri</b>	<b>26</b>	<b>3</b>	<b>3</b>	<b>3</b>	<b>0</b>	<b>0</b>	<b>2</b>	<b>0</b>	<b>0</b>	<b>0</b>	<b>1</b>	<b>0</b>	<b>0</b>	<b>0</b>	<b>0</b>	<b>7</b>	<b>18</b>	<b>1</b>	<b>0</b>	<b>.190</b>
Arkansas	25	6	8	6	2	0	2	3	0	0	0	1	0	1	0	5	21	13	3	.296
<b>Southeast Missouri</b>	<b>21</b>	<b>1</b>	<b>4</b>	<b>1</b>	<b>1</b>	<b>0</b>	<b>0</b>	<b>2</b>	<b>0</b>	<b>0</b>	<b>2</b>	<b>3</b>	<b>2</b>	<b>0</b>	<b>0</b>	<b>6</b>	<b>21</b>	<b>10</b>	<b>2</b>	<b>.190</b>
Texas Tech	32	7	11	5	1	0	1	2	0	4	0	3	1	0	0	2	21	7	0	.302
<b>Southeast Missouri</b>	<b>21</b>	<b>6</b>	<b>5</b>	<b>5</b>	<b>0</b>	<b>0</b>	<b>2</b>	<b>4</b>	<b>0</b>	<b>1</b>	<b>1</b>	<b>3</b>	<b>0</b>	<b>0</b>	<b>1</b>	<b>3</b>	<b>21</b>	<b>4</b>	<b>0</b>	<b>.194</b>
Austin Peay	29	5	9	5	4	0	2	2	0	0	0	0	0	0	0	6	18	9	2	.302
<b>Southeast Missouri</b>	<b>29</b>	<b>3</b>	<b>9</b>	<b>3</b>	<b>1</b>	<b>0</b>	<b>2</b>	<b>3</b>	<b>0</b>	<b>0</b>	<b>0</b>	<b>1</b>	<b>0</b>	<b>0</b>	<b>1</b>	<b>1</b>	<b>21</b>	<b>10</b>	<b>3</b>	<b>.205</b>
Austin Peay	30	4	7	3	1	0	1	5	1	0	0	1	0	0	0	4	21	7	1	.296
<b>Southeast Missouri</b>	<b>27</b>	<b>8</b>	<b>13</b>	<b>8</b>	<b>1</b>	<b>0</b>	<b>0</b>	<b>5</b>	<b>0</b>	<b>1</b>	<b>0</b>	<b>1</b>	<b>1</b>	<b>1</b>	<b>0</b>	<b>1</b>	<b>18</b>	<b>1</b>	<b>0</b>	<b>.228</b>
Austin Peay	19	0	1	0	0	0	0	2	0	0	0	0	0	0	0	6	16	8	1	.282
<b>Southeast Missouri</b>	<b>32</b>	<b>7</b>	<b>10</b>	<b>7</b>	<b>2</b>	<b>1</b>	<b>1</b>	<b>4</b>	<b>0</b>	<b>7</b>	<b>0</b>	<b>0</b>	<b>0</b>	<b>0</b>	<b>0</b>	<b>1</b>	<b>21</b>	<b>11</b>	<b>1</b>	<b>.236</b>
Tennessee Tech	23	0	2	0	0	0	0	2	0	0	0	0	0	0	0	2	21	7	2	.270
<b>Southeast Missouri</b>	<b>27</b>	<b>4</b>	<b>6</b>	<b>4</b>	<b>1</b>	<b>0</b>	<b>2</b>	<b>1</b>	<b>0</b>	<b>3</b>	<b>1</b>	<b>1</b>	<b>0</b>	<b>0</b>	<b>0</b>	<b>5</b>	<b>21</b>	<b>11</b>	<b>2</b>	<b>.235</b>
Tennessee Tech	23	1	1	0	0	0	0	2	0	1	0	0	0	0	0	3	21	10	1	.256
<b>Southeast Missouri</b>	<b>28</b>	<b>8</b>	<b>8</b>	<b>7</b>	<b>4</b>	<b>0</b>	<b>2</b>	<b>3</b>	<b>0</b>	<b>1</b>	<b>0</b>	<b>1</b>	<b>0</b>	<b>0</b>	<b>0</b>	<b>4</b>	<b>21</b>	<b>6</b>	<b>0</b>	<b>.238</b>
Tennessee Tech	28	4	7	4	0	0	2	1	0	0	0	0	0	0	0	5	21	10	1	.256
<b>Southeast Missouri</b>	<b>28</b>	<b>2</b>	<b>8</b>	<b>2</b>	<b>1</b>	<b>0</b>	<b>1</b>	<b>1</b>	<b>0</b>	<b>1</b>	<b>0</b>	<b>1</b>	<b>1</b>	<b>0</b>	<b>0</b>	<b>7</b>	<b>18</b>	<b>4</b>	<b>1</b>	<b>.241</b>
Southern Illinois	24	6	5	5	0	0	1	5	0	1	0	3	0	0	0	9	21	9	0	.253
<b>Southeast Missouri</b>	<b>32</b>	<b>8</b>	<b>11</b>	<b>7</b>	<b>5</b>	<b>0</b>	<b>0</b>	<b>1</b>	<b>0</b>	<b>1</b>	<b>0</b>	<b>1</b>	<b>1</b>	<b>0</b>	<b>0</b>	<b>5</b>	<b>21</b>	<b>9</b>	<b>0</b>	<b>.248</b>
Belmont	24	2	4	2	1	0	1	3	0	0	0	1	1	0	0	6	21	10	1	.249
<b>Southeast Missouri</b>	<b>27</b>	<b>6</b>	<b>10</b>	<b>6</b>	<b>3</b>	<b>0</b>	<b>2</b>	<b>4</b>	<b>0</b>	<b>4</b>	<b>1</b>	<b>0</b>	<b>1</b>	<b>1</b>	<b>0</b>	<b>4</b>	<b>21</b>	<b>4</b>	<b>0</b>	<b>.255</b>
Belmont	23	0	2	0	1	0	0	0	0	0	0	0	0	0	0	13	21	8	0	.241
<b>Southeast Missouri</b>	<b>31</b>	<b>8</b>	<b>14</b>	<b>8</b>	<b>3</b>	<b>1</b>	<b>0</b>	<b>6</b>	<b>0</b>	<b>2</b>	<b>2</b>	<b>0</b>	<b>0</b>	<b>1</b>	<b>0</b>	<b>4</b>	<b>21</b>	<b>4</b>	<b>0</b>	<b>.267</b>
Belmont	26	4	7	3	1	0	0	3	0	1	0	2	0	1	0	8	21	6	0	.243
<b>Southeast Missouri</b>	<b>28</b>	<b>6</b>	<b>8</b>	<b>4</b>	<b>2</b>	<b>0</b>	<b>2</b>	<b>5</b>	<b>0</b>	<b>2</b>	<b>1</b>	<b>0</b>	<b>0</b>	<b>0</b>	<b>0</b>	<b>3</b>	<b>21</b>	<b>3</b>	<b>0</b>	<b>.268</b>
Saint Louis	25	1	5	1	1	0	0	0	0	1	0	1	0	0	0	8	21	12	2	.241
<b>Southeast Missouri</b>	<b>23</b>	<b>8</b>	<b>10</b>	<b>8</b>	<b>2</b>	<b>1</b>	<b>3</b>	<b>6</b>	<b>0</b>	<b>1</b>	<b>0</b>	<b>0</b>	<b>0</b>	<b>0</b>	<b>0</b>	<b>3</b>	<b>15</b>	<b>3</b>	<b>1</b>	<b>.274</b>
Morehead State	17	0	1	0	0	0	0	0	0	0	0	0	0	0	0	7	12	5	1	.235
<b>Southeast Missouri</b>	<b>24</b>	<b>10</b>	<b>12</b>	<b>10</b>	<b>2</b>	<b>0</b>	<b>3</b>	<b>3</b>	<b>0</b>	<b>0</b>	<b>0</b>	<b>0</b>	<b>0</b>	<b>0</b>	<b>0</b>	<b>0</b>	<b>15</b>	<b>8</b>	<b>0</b>	<b>.283</b>
Morehead State	16	0	1	0	0	0	0	0	0	0	0	0	0	0	0	4	12	6	1	.230
<b>Southeast Missouri</b>	<b>26</b>	<b>9</b>	<b>10</b>	<b>8</b>	<b>2</b>	<b>0</b>	<b>3</b>	<b>4</b>	<b>0</b>	<b>1</b>	<b>0</b>	<b>0</b>	<b>1</b>	<b>0</b>	<b>0</b>	<b>5</b>	<b>18</b>	<b>4</b>	<b>2</b>	<b>.287</b>
Morehead State	21	1	3	0	1	0	0	1	0	2	1	0	1	0	0	5	16	4	1	.227
<b>Southeast Missouri</b>	<b>26</b>	<b>5</b>	<b>9</b>	<b>3</b>	<b>0</b>	<b>0</b>	<b>0</b>	<b>5</b>	<b>0</b>	<b>0</b>	<b>1</b>	<b>0</b>	<b>0</b>	<b>0</b>	<b>1</b>	<b>6</b>	<b>21</b>	<b>4</b>	<b>2</b>	<b>.290</b>
Southern Illinois	25	0	2	0	0	0	0	2	0	1	0	2	0	0	0	9	18	8	4	.221
<b>Southeast Missouri</b>	<b>25</b>	<b>7</b>	<b>7</b>	<b>7</b>	<b>1</b>	<b>0</b>	<b>2</b>	<b>0</b>	<b>0</b>	<b>0</b>	<b>0</b>	<b>0</b>	<b>0</b>	<b>0</b>	<b>0</b>	<b>5</b>	<b>21</b>	<b>6</b>	<b>1</b>	<b>.289</b>
Eastern Illinois	25	0	4	0	1	0	0	0	0	1	1	0	0	0	0	7	18	6	1	.219
<b>Southeast Missouri</b>	<b>23</b>	<b>3</b>	<b>6</b>	<b>3</b>	<b>0</b>	<b>0</b>	<b>1</b>	<b>0</b>	<b>0</b>	<b>3</b>	<b>0</b>	<b>1</b>	<b>1</b>	<b>0</b>	<b>0</b>	<b>5</b>	<b>21</b>	<b>6</b>	<b>1</b>	<b>.288</b>
Eastern Illinois	23	0	2	0	0	0	0	2	0	0	0	0	1	0	0	6	18	8	0	.214
<b>Southeast Missouri</b>	<b>30</b>	<b>1</b>	<b>10</b>	<b>1</b>	<b>1</b>	<b>0</b>	<b>0</b>	<b>1</b>	<b>0</b>	<b>3</b>	<b>2</b>	<b>2</b>	<b>0</b>	<b>0</b>	<b>0</b>	<b>4</b>	<b>21</b>	<b>6</b>	<b>3</b>	<b>.290</b>
Eastern Illinois	27	5	6	4	2	0	3	1	0	1	1	2	1	0	0	11	21	10	1	.214



## Game-by-Game Hitting

Opponent	AB	R	H	RBI	2B	3B	HR	BB	IBB	SB	CS	HBP	SAC	SF	GDP	K	PO	A	E	Avg
<b>Southeast Missouri</b>	<b>29</b>	<b>11</b>	<b>15</b>	<b>9</b>	<b>0</b>	<b>2</b>	<b>3</b>	<b>4</b>	<b>0</b>	<b>1</b>	<b>2</b>	<b>0</b>	<b>0</b>	<b>0</b>	<b>0</b>	<b>2</b>	<b>15</b>	<b>1</b>	<b>2</b>	<b>.299</b>
SIU Edwardsville	18	2	3	2	1	0	0	1	0	2	0	0	0	1	0	3	15	8	3	.213
<b>Southeast Missouri</b>	<b>32</b>	<b>4</b>	<b>12</b>	<b>4</b>	<b>1</b>	<b>0</b>	<b>0</b>	<b>7</b>	<b>0</b>	<b>1</b>	<b>1</b>	<b>1</b>	<b>0</b>	<b>1</b>	<b>1</b>	<b>4</b>	<b>21</b>	<b>8</b>	<b>2</b>	<b>.302</b>
SIU Edwardsville	27	2	6	2	1	0	0	4	0	2	0	1	0	0	0	7	21	7	2	.214
<b>Southeast Missouri</b>	<b>37</b>	<b>5</b>	<b>10</b>	<b>5</b>	<b>2</b>	<b>0</b>	<b>0</b>	<b>2</b>	<b>0</b>	<b>1</b>	<b>0</b>	<b>0</b>	<b>1</b>	<b>0</b>	<b>0</b>	<b>5</b>	<b>23</b>	<b>5</b>	<b>3</b>	<b>.300</b>
SIU Edwardsville	29	6	10	5	4	0	0	3	1	2	1	0	2	3	0	7	24	8	6	.219
<b>Southeast Missouri</b>	<b>22</b>	<b>2</b>	<b>3</b>	<b>1</b>	<b>1</b>	<b>0</b>	<b>0</b>	<b>2</b>	<b>0</b>	<b>1</b>	<b>0</b>	<b>0</b>	<b>0</b>	<b>0</b>	<b>0</b>	<b>4</b>	<b>21</b>	<b>6</b>	<b>1</b>	<b>.296</b>
Saint Louis	25	0	4	0	1	0	0	1	0	0	0	0	0	0	1	6	18	8	3	.217
<b>Southeast Missouri</b>																				
Eastern Kentucky																				
<b>Southeast Missouri</b>																				
Eastern Kentucky																				
<b>Southeast Missouri</b>																				
Eastern Kentucky																				
<b>Southeast Missouri</b>																				
Tennessee State																				
<b>Southeast Missouri</b>																				
Tennessee State																				
<b>Southeast Missouri</b>																				
Tennessee State																				
<b>Southeast Missouri</b>																				
UT Martin																				
<b>Southeast Missouri</b>																				
UT Martin																				
<b>Southeast Missouri</b>																				
Murray State																				
<b>Southeast Missouri</b>																				
Murray State																				
<b>Southeast Missouri</b>																				
Murray State																				
<b>Southeast Missouri</b>																				
UT Martin																				
<b>Southeast Missouri</b>																				
UT Martin																				
<b>Southeast Missouri</b>																				
Jacksonville State																				
<b>Southeast Missouri</b>																				
Jacksonville State																				
<b>Southeast Missouri</b>																				
Jacksonville State																				





## Game-by-Game Pitching

Opponent	IP	H	R	ER	BB	SO	2B	3B	HR	WP	BK	HBP	DP	IBB	Score	W-L	SV	ERA
<b>Southeast Missouri</b>	<b>4.0</b>	<b>5</b>	<b>8</b>	<b>7</b>	<b>5</b>	<b>4</b>	<b>0</b>	<b>0</b>	<b>2</b>	<b>1</b>	<b>0</b>	<b>0</b>	<b>1</b>	<b>0</b>	<b>0-8</b>	<b>0-1</b>	<b>0</b>	<b>15.75</b>
Auburn	5.0	0	0	0	4	7	0	0	0	0	0	0	0	0	8-0	1-0	0	0.00
<b>Southeast Missouri</b>	<b>6.0</b>	<b>9</b>	<b>5</b>	<b>5</b>	<b>1</b>	<b>6</b>	<b>2</b>	<b>1</b>	<b>0</b>	<b>0</b>	<b>0</b>	<b>0</b>	<b>1</b>	<b>0</b>	<b>1-5</b>	<b>0-2</b>	<b>0</b>	<b>10.80</b>
Auburn	7.0	10	1	1	2	12	4	0	0	0	0	0	0	0	5-1	2-0	0	0.75
<b>Southeast Missouri</b>	<b>6.0</b>	<b>7</b>	<b>3</b>	<b>3</b>	<b>2</b>	<b>7</b>	<b>2</b>	<b>0</b>	<b>0</b>	<b>0</b>	<b>0</b>	<b>1</b>	<b>0</b>	<b>0</b>	<b>1-3</b>	<b>0-3</b>	<b>0</b>	<b>8.44</b>
Auburn	7.0	2	1	0	1	6	0	0	0	0	0	1	0	0	3-1	3-0	0	0.47
<b>Southeast Missouri</b>	<b>6.0</b>	<b>9</b>	<b>7</b>	<b>5</b>	<b>1</b>	<b>1</b>	<b>1</b>	<b>0</b>	<b>3</b>	<b>0</b>	<b>0</b>	<b>0</b>	<b>0</b>	<b>0</b>	<b>0-7</b>	<b>0-4</b>	<b>0</b>	<b>6.36</b>
Tennessee	7.0	3	0	0	2	9	0	0	0	0	0	2	1	0	7-0	4-0	0	0.27
<b>Southeast Missouri</b>	<b>6.0</b>	<b>6</b>	<b>5</b>	<b>5</b>	<b>2</b>	<b>7</b>	<b>1</b>	<b>0</b>	<b>2</b>	<b>2</b>	<b>0</b>	<b>1</b>	<b>0</b>	<b>0</b>	<b>3-5</b>	<b>0-5</b>	<b>0</b>	<b>6.25</b>
Tennessee	7.0	6	3	1	0	4	0	0	1	1	0	0	0	0	5-3	5-0	0	0.42
<b>Southeast Missouri</b>	<b>7.0</b>	<b>8</b>	<b>2</b>	<b>2</b>	<b>0</b>	<b>5</b>	<b>1</b>	<b>0</b>	<b>1</b>	<b>0</b>	<b>0</b>	<b>0</b>	<b>0</b>	<b>0</b>	<b>6-2</b>	<b>1-5</b>	<b>0</b>	<b>5.40</b>
North Dakota State	7.0	8	6	6	2	4	1	0	2	0	0	1	0	0	2-6	5-1	0	1.40
<b>Southeast Missouri</b>	<b>6.0</b>	<b>6</b>	<b>9</b>	<b>8</b>	<b>4</b>	<b>3</b>	<b>0</b>	<b>0</b>	<b>3</b>	<b>0</b>	<b>0</b>	<b>1</b>	<b>0</b>	<b>0</b>	<b>3-9</b>	<b>1-6</b>	<b>0</b>	<b>5.98</b>
Arkansas	7.0	5	3	3	1	7	1	0	0	2	0	0	0	0	9-3	6-1	0	1.64
<b>Southeast Missouri</b>	<b>8.0</b>	<b>10</b>	<b>3</b>	<b>2</b>	<b>2</b>	<b>7</b>	<b>0</b>	<b>1</b>	<b>0</b>	<b>0</b>	<b>0</b>	<b>2</b>	<b>0</b>	<b>0</b>	<b>5-3</b>	<b>2-6</b>	<b>0</b>	<b>5.29</b>
Texas Tech	8.0	6	5	5	5	5	1	0	1	0	0	0	0	0	3-5	6-2	0	2.04
<b>Southeast Missouri</b>	<b>6.0</b>	<b>8</b>	<b>6</b>	<b>6</b>	<b>3</b>	<b>5</b>	<b>2</b>	<b>0</b>	<b>2</b>	<b>1</b>	<b>0</b>	<b>1</b>	<b>0</b>	<b>0</b>	<b>3-6</b>	<b>2-7</b>	<b>0</b>	<b>5.47</b>
Arkansas	7.0	3	3	2	0	7	0	0	2	0	0	0	0	0	6-3	7-2	0	2.03
<b>Southeast Missouri</b>	<b>7.0</b>	<b>11</b>	<b>7</b>	<b>6</b>	<b>2</b>	<b>2</b>	<b>1</b>	<b>0</b>	<b>1</b>	<b>0</b>	<b>0</b>	<b>3</b>	<b>1</b>	<b>0</b>	<b>1-7</b>	<b>2-8</b>	<b>0</b>	<b>5.53</b>
Texas Tech	7.0	4	1	1	2	6	1	0	0	0	0	3	0	0	7-1	8-2	0	1.93
<b>Southeast Missouri</b>	<b>7.0</b>	<b>9</b>	<b>5</b>	<b>4</b>	<b>2</b>	<b>6</b>	<b>4</b>	<b>0</b>	<b>2</b>	<b>1</b>	<b>0</b>	<b>0</b>	<b>0</b>	<b>0</b>	<b>6-5</b>	<b>3-8</b>	<b>0</b>	<b>5.38</b>
Austin Peay	6.0	5	6	5	4	3	0	0	2	0	0	3	1	0	5-6	8-3	0	2.24
<b>Southeast Missouri</b>	<b>7.0</b>	<b>7</b>	<b>4</b>	<b>2</b>	<b>5</b>	<b>4</b>	<b>1</b>	<b>0</b>	<b>1</b>	<b>0</b>	<b>0</b>	<b>1</b>	<b>0</b>	<b>1</b>	<b>3-4</b>	<b>3-9</b>	<b>0</b>	<b>5.07</b>
Austin Peay	7.0	9	3	3	3	1	1	0	2	0	0	1	1	0	4-3	9-3	1	2.30
<b>Southeast Missouri</b>	<b>6.0</b>	<b>1</b>	<b>0</b>	<b>0</b>	<b>2</b>	<b>6</b>	<b>0</b>	<b>0</b>	<b>0</b>	<b>0</b>	<b>0</b>	<b>0</b>	<b>0</b>	<b>0</b>	<b>8-0</b>	<b>4-9</b>	<b>0</b>	<b>4.70</b>
Austin Peay	5.1	13	8	8	5	1	1	0	0	0	0	1	0	0	0-8	9-4	1	2.81
<b>Southeast Missouri</b>	<b>7.0</b>	<b>2</b>	<b>0</b>	<b>0</b>	<b>2</b>	<b>2</b>	<b>0</b>	<b>0</b>	<b>0</b>	<b>0</b>	<b>0</b>	<b>0</b>	<b>0</b>	<b>0</b>	<b>7-0</b>	<b>5-9</b>	<b>0</b>	<b>4.33</b>
Tennessee Tech	7.0	10	7	7	4	1	2	1	1	0	0	0	0	0	0-7	9-5	1	3.12
<b>Southeast Missouri</b>	<b>7.0</b>	<b>1</b>	<b>1</b>	<b>0</b>	<b>2</b>	<b>3</b>	<b>0</b>	<b>0</b>	<b>0</b>	<b>0</b>	<b>0</b>	<b>0</b>	<b>0</b>	<b>0</b>	<b>4-1</b>	<b>6-9</b>	<b>1</b>	<b>4.01</b>
Tennessee Tech	7.0	6	4	4	1	5	1	0	2	0	0	1	0	0	1-4	9-6	1	3.18
<b>Southeast Missouri</b>	<b>7.0</b>	<b>7</b>	<b>4</b>	<b>4</b>	<b>1</b>	<b>5</b>	<b>0</b>	<b>0</b>	<b>2</b>	<b>0</b>	<b>0</b>	<b>0</b>	<b>0</b>	<b>0</b>	<b>8-4</b>	<b>7-9</b>	<b>1</b>	<b>4.01</b>
Tennessee Tech	7.0	8	8	7	3	4	4	0	2	0	0	1	1	0	4-8	9-7	1	3.42
<b>Southeast Missouri</b>	<b>6.0</b>	<b>5</b>	<b>6</b>	<b>6</b>	<b>5</b>	<b>9</b>	<b>0</b>	<b>0</b>	<b>1</b>	<b>2</b>	<b>0</b>	<b>3</b>	<b>0</b>	<b>0</b>	<b>2-6</b>	<b>7-10</b>	<b>1</b>	<b>4.17</b>
Southern Illinois	7.0	8	2	2	1	7	1	0	1	0	0	1	0	0	6-2	10-7	1	3.34
<b>Southeast Missouri</b>	<b>7.0</b>	<b>4</b>	<b>2</b>	<b>2</b>	<b>3</b>	<b>6</b>	<b>1</b>	<b>0</b>	<b>1</b>	<b>0</b>	<b>0</b>	<b>1</b>	<b>0</b>	<b>0</b>	<b>8-2</b>	<b>8-10</b>	<b>2</b>	<b>4.04</b>
Belmont	7.0	11	8	7	1	5	5	0	0	1	0	1	1	0	2-8	10-8	1	3.55
<b>Southeast Missouri</b>	<b>7.0</b>	<b>2</b>	<b>0</b>	<b>0</b>	<b>0</b>	<b>13</b>	<b>1</b>	<b>0</b>	<b>0</b>	<b>0</b>	<b>0</b>	<b>0</b>	<b>0</b>	<b>0</b>	<b>6-0</b>	<b>9-10</b>	<b>2</b>	<b>3.81</b>
Belmont	7.0	10	6	6	4	4	3	0	2	0	0	0	0	0	0-6	10-9	1	3.68
<b>Southeast Missouri</b>	<b>7.0</b>	<b>7</b>	<b>4</b>	<b>4</b>	<b>3</b>	<b>8</b>	<b>1</b>	<b>0</b>	<b>0</b>	<b>0</b>	<b>0</b>	<b>2</b>	<b>1</b>	<b>0</b>	<b>8-4</b>	<b>10-10</b>	<b>3</b>	<b>3.82</b>
Belmont	7.0	14	8	8	6	4	3	1	0	1	0	0	1	0	4-8	10-10	1	3.90
<b>Southeast Missouri</b>	<b>7.0</b>	<b>5</b>	<b>1</b>	<b>1</b>	<b>0</b>	<b>8</b>	<b>1</b>	<b>0</b>	<b>0</b>	<b>1</b>	<b>0</b>	<b>1</b>	<b>0</b>	<b>0</b>	<b>6-1</b>	<b>11-10</b>	<b>4</b>	<b>3.68</b>
Saint Louis	7.0	8	6	2	5	3	2	0	2	0	0	0	0	0	1-6	10-11	1	3.81
<b>Southeast Missouri</b>	<b>5.0</b>	<b>1</b>	<b>0</b>	<b>0</b>	<b>0</b>	<b>7</b>	<b>0</b>	<b>0</b>	<b>0</b>	<b>0</b>	<b>0</b>	<b>0</b>	<b>0</b>	<b>0</b>	<b>8-0</b>	<b>12-10</b>	<b>4</b>	<b>3.55</b>
Morehead State	4.0	10	8	8	6	3	2	1	3	0	0	0	0	0	0-8	10-12	1	4.09
<b>Southeast Missouri</b>	<b>5.0</b>	<b>1</b>	<b>0</b>	<b>0</b>	<b>0</b>	<b>4</b>	<b>0</b>	<b>0</b>	<b>0</b>	<b>0</b>	<b>0</b>	<b>0</b>	<b>0</b>	<b>0</b>	<b>10-0</b>	<b>13-10</b>	<b>4</b>	<b>3.43</b>
Morehead State	4.0	12	10	10	3	0	2	0	3	0	0	0	0	0	0-10	10-13	1	4.44
<b>Southeast Missouri</b>	<b>6.0</b>	<b>3</b>	<b>1</b>	<b>1</b>	<b>1</b>	<b>5</b>	<b>1</b>	<b>0</b>	<b>0</b>	<b>0</b>	<b>0</b>	<b>0</b>	<b>0</b>	<b>0</b>	<b>9-1</b>	<b>14-10</b>	<b>4</b>	<b>3.34</b>
Morehead State	5.1	10	9	8	4	5	2	0	3	0	0	0	0	0	1-9	10-14	1	4.65
<b>Southeast Missouri</b>	<b>7.0</b>	<b>2</b>	<b>0</b>	<b>0</b>	<b>2</b>	<b>9</b>	<b>0</b>	<b>0</b>	<b>0</b>	<b>0</b>	<b>0</b>	<b>2</b>	<b>0</b>	<b>0</b>	<b>5-0</b>	<b>15-10</b>	<b>4</b>	<b>3.19</b>
Southern Illinois	6.0	9	5	2	5	6	0	0	0	0	0	0	1	0	0-5	10-15	1	4.56
<b>Southeast Missouri</b>	<b>7.0</b>	<b>4</b>	<b>0</b>	<b>0</b>	<b>0</b>	<b>7</b>	<b>1</b>	<b>0</b>	<b>0</b>	<b>0</b>	<b>0</b>	<b>0</b>	<b>0</b>	<b>0</b>	<b>7-0</b>	<b>16-10</b>	<b>4</b>	<b>3.06</b>
Eastern Illinois	6.0	7	7	6	0	5	1	0	2	0	0	0	0	0	0-7	10-16	1	4.65
<b>Southeast Missouri</b>	<b>7.0</b>	<b>2</b>	<b>0</b>	<b>0</b>	<b>2</b>	<b>6</b>	<b>0</b>	<b>0</b>	<b>0</b>	<b>1</b>	<b>0</b>	<b>0</b>	<b>0</b>	<b>0</b>	<b>3-0</b>	<b>17-10</b>	<b>4</b>	<b>2.94</b>
Eastern Illinois	6.0	6	3	3	0	5	0	0	1	0	0	1	0	0	0-3	10-17	1	4.61
<b>Southeast Missouri</b>	<b>7.0</b>	<b>6</b>	<b>5</b>	<b>4</b>	<b>1</b>	<b>11</b>	<b>2</b>	<b>0</b>	<b>3</b>	<b>1</b>	<b>0</b>	<b>2</b>	<b>0</b>	<b>0</b>	<b>1-5</b>	<b>17-11</b>	<b>4</b>	<b>2.98</b>
Eastern Illinois	7.0	10	1	1	1	4	1	0	0	1	0	2	0	0	5-1	11-17	2	4.47



## SOUTHEAST MISSOURI SOFTBALL NOTES // EASTERN KENTUCKY

### Game-by-Game Pitching

Opponent	IP	H	R	ER	BB	SO	2B	3B	HR	WP	BK	HBP	DP	IBB	Score	W-L	SV	ERA
<b>Southeast Missouri</b>	<b>5.0</b>	<b>3</b>	<b>2</b>	<b>2</b>	<b>1</b>	<b>3</b>	<b>1</b>	<b>0</b>	<b>0</b>	<b>0</b>	<b>0</b>	<b>0</b>	<b>0</b>	<b>0</b>	<b>11-2</b>	<b>18-11</b>	<b>4</b>	<b>2.97</b>
SIU Edwardsville	5.0	15	11	11	4	2	0	2	3	1	0	0	0	0	2-11	11-18	2	4.76
<b>Southeast Missouri</b>	<b>7.0</b>	<b>6</b>	<b>2</b>	<b>0</b>	<b>4</b>	<b>7</b>	<b>1</b>	<b>0</b>	<b>0</b>	<b>0</b>	<b>0</b>	<b>1</b>	<b>1</b>	<b>0</b>	<b>4-2</b>	<b>19-11</b>	<b>5</b>	<b>2.87</b>
SIU Edwardsville	7.0	12	4	3	7	4	1	0	0	0	0	1	1	0	2-4	11-19	2	4.70
<b>Southeast Missouri</b>	<b>7.2</b>	<b>10</b>	<b>6</b>	<b>3</b>	<b>3</b>	<b>7</b>	<b>4</b>	<b>0</b>	<b>0</b>	<b>0</b>	<b>0</b>	<b>0</b>	<b>0</b>	<b>1</b>	<b>5-6</b>	<b>19-12</b>	<b>5</b>	<b>2.86</b>
SIU Edwardsville	8.0	10	5	1	2	5	2	0	0	0	0	0	0	0	6-5	12-19	2	4.55
<b>Southeast Missouri</b>	<b>7.0</b>	<b>4</b>	<b>0</b>	<b>0</b>	<b>1</b>	<b>6</b>	<b>1</b>	<b>0</b>	<b>0</b>	<b>1</b>	<b>0</b>	<b>0</b>	<b>1</b>	<b>0</b>	<b>2-0</b>	<b>20-12</b>	<b>5</b>	<b>2.76</b>
Saint Louis	6.0	3	2	1	2	4	1	0	0	0	0	0	0	0	0-2	12-20	2	4.45
<b>Southeast Missouri</b>																		
Eastern Kentucky																		
<b>Southeast Missouri</b>																		
Eastern Kentucky																		
<b>Southeast Missouri</b>																		
Eastern Kentucky																		
<b>Southeast Missouri</b>																		
Tennessee State																		
<b>Southeast Missouri</b>																		
Tennessee State																		
<b>Southeast Missouri</b>																		
Tennessee State																		
<b>Southeast Missouri</b>																		
UT Martin																		
<b>Southeast Missouri</b>																		
UT Martin																		
<b>Southeast Missouri</b>																		
Murray State																		
<b>Southeast Missouri</b>																		
Murray State																		
<b>Southeast Missouri</b>																		
Murray State																		
<b>Southeast Missouri</b>																		
UT Martin																		
<b>Southeast Missouri</b>																		
UT Martin																		
<b>Southeast Missouri</b>																		
Jacksonville State																		
<b>Southeast Missouri</b>																		
Jacksonville State																		
<b>Southeast Missouri</b>																		
Jacksonville State																		



## 2021 OVC Statistics

Record: 15-3 Home: 7-2 Away: 8-1 OVC: 15-3

Player	avg	gp-gs	ab	r	h	2b	3b	hr	rbi	tb	slg%	bb	hp	so	gdp	ob%	sf	sh	sb-att	po	a	e	fld%
1 ANDERSON, Jillian	.434	18-18	53	15	23	8	1	0	11	33	.623	12	0	5	0	.538	0	0	7-10	19	0	0	1.000
24 WRIGLEY, Kynzie	.420	18-16	50	10	21	4	0	0	6	25	.500	4	0	4	0	.446	2	0	3-3	19	18	4	.902
26 ELLIS, Ashley	.412	18-18	51	11	21	2	0	10	25	53	1.039	6	0	13	0	.466	1	0	1-1	102	0	1	.990
2 ANDERSON, Rachel	.389	18-18	54	14	21	4	1	3	20	36	.667	10	5	6	0	.522	0	3	4-7	27	0	0	1.000
12 DREILING, Katie	.388	17-16	49	10	19	4	0	3	12	32	.653	6	0	5	1	.455	0	0	1-1	0	0	0	.000
4 TUCKER, Alyson	.386	18-18	44	11	17	3	0	2	6	26	.591	8	3	6	0	.509	0	1	2-2	20	28	5	.906
14 ANDERSON, Kaylee	.321	18-18	56	16	18	3	0	5	13	36	.643	2	4	5	0	.387	0	0	2-2	22	0	1	.957
7 DAVIS, Karsyn	.303	14-12	33	2	10	2	0	1	7	15	.455	0	0	4	2	.303	0	0	0-0	64	2	1	.985
15 PAULEY, Austine	.286	15-14	42	13	12	0	2	2	4	22	.524	2	0	3	0	.318	0	0	3-3	14	23	2	.949
-----																							
16 RICKERMANN, Abigail	.364	12-0	11	3	4	0	0	0	0	4	.364	1	0	0	0	.417	0	1	0-1	5	1	0	1.000
3 WALLEN, Kimmy	.353	15-2	17	6	6	1	0	0	1	7	.412	3	0	2	0	.450	0	0	3-5	4	0	1	.800
27 GRIFFIN, Anna	.333	3-0	3	0	1	0	0	0	0	1	.333	0	0	1	0	.333	0	0	0-0	0	0	0	.000
20 WININGER, Leah	.250	5-0	4	0	1	0	0	0	2	1	.250	1	0	1	0	.400	0	0	0-0	0	0	0	.000
11 MARTON, Danina	.250	10-0	4	2	1	0	1	0	0	3	.750	0	0	2	0	.250	0	0	1-1	0	0	0	.000
10 EMERT, Ashley	.111	7-6	18	0	2	0	0	0	1	2	.111	0	0	2	0	.111	0	0	0-0	9	12	2	.913
21 PENA, Chelsy	.071	8-6	14	0	1	0	0	0	2	1	.071	2	0	2	0	.176	1	1	0-0	48	3	1	.981
8 ROLLET, Abby	.000	1-0	0	0	0	0	0	0	0	0	.000	1	0	0	0	1.000	0	0	0-0	0	0	0	.000
17 ROBINSON, Kelby	.000	11-0	0	3	0	0	0	0	0	0	.000	0	0	0	0	.000	0	0	4-5	1	0	0	1.000
Totals	.354	18	503	116	178	31	5	26	110	297	.590	58	12	61	3	.430	4	6	31-41	356	107	21	.957
Opponents	.178	18	428	36	76	18	0	9	30	121	.283	32	7	110	0	.244	5	6	12-16	338	137	25	.950

LOB - Team (130), Opp (86). DPs turned - Team (2), Opp (6). CI - Team (0), Opp (1). IBB - Team (0), Opp (2).

## (OVC games only Sorted by Earned run avg)

Player	era	w-l	app	gs	cg	sho	sv	ip	h	r	er	bb	so	2b	3b	hr	b/avg	wp	hp	bk	sfa	sha
19 HOLMAN, Paytience	1.18	5-1	8	6	3	3/0	0	35.2	20	10	6	12	23	1	0	3	.156	1	3	0	0	2
9 ROOK, Rachel	1.38	9-2	13	12	6	4/0	1	66.0	39	18	13	13	75	13	0	6	.167	1	2	0	3	4
-----																						
12 DREILING, Katie	0.00	0-0	1	0	0	0/0	0	1.1	2	0	0	2	0	1	0	0	.333	0	0	0	0	0
6 DAVIS, Marisa	3.13	1-0	9	0	0	0/0	3	15.2	15	8	7	5	12	3	0	0	.246	1	2	0	2	0
Totals	1.53	15-3	18	18	9	7/0	4	118.2	76	36	26	32	110	18	0	9	.178	3	7	0	5	6
Opponents	6.59	3-15	18	18	5	0/0	2	112.2	178	116	106	58	61	31	5	26	.354	4	12	0	4	6

PB - Team (2), PENA 1, K. DAVIS 1, Opp (2). SBA/ATT - ROOK (8-12), PENA (7-10), K. DAVIS (5-6), M. DAVIS (3-3), HOLMAN (1-1).