



## 2021 SOUTHEAST MISSOURI BASEBALL

Games  
**24-26**



### Schedule

#### February (2-5)

19	at South Alabama	W, 4-2
20	at South Alabama	L, 5-6
21	at South Alabama <sup>ESPN+</sup>	W, 8-6 (10)
25	at #2 Arkansas <sup>SEC Network+</sup>	L, 5-6 (10)
26	at #2 Arkansas <sup>SEC Network+</sup>	L, 3-7
27	at #2 Arkansas <sup>SEC Network+</sup>	L, 3-9
28	at #2 Arkansas <sup>SEC Network+</sup>	L, 4-11 (5)

#### March (9-7, 5-4 OVC)

5	Illinois State	W, 4-3 (10)
6	Illinois State (DH)	W, 5-1; L, 1-13
7	Illinois State	W, 8-1
12	at SIU Edwardsville* <sup>ESPN+</sup>	L, 3-6
13	at SIU Edwardsville (DH)* <sup>ESPN+</sup>	W, 6-3 (10); W, 6-4
16	at Saint Louis <sup>ESPN+</sup>	W, 8-6
19	Austin Peay*	W, 6-3
20	Austin Peay (DH)* <sup>ESPN+</sup>	W, 6-5 (11); L, 11-12 (12)
23	#22 Southern Illinois	L, 4-21
26	at Eastern Illinois* <sup>ESPN+</sup>	W, 3-2
27	at Eastern Illinois (DH)* <sup>ESPN+</sup>	L, 2-9; L, 4-8
30	Missouri State	L, 8-9 (10)

#### April (0-0, 0-0 OVC)

2	Jacksonville State*	5 p.m.
3	Jacksonville State (DH)* <sup>ESPN+</sup>	1 p.m.
9	at Murray State*	5 p.m.
10	at Murray State (DH)*	2 p.m.
13	at UT Martin	5 p.m.
16	Tennessee Tech* <sup>ESPN+</sup>	5 p.m.
17	Tennessee Tech (DH)* <sup>ESPN+</sup>	2 p.m.
23	at Missouri State	6:30 p.m.
24	at Missouri State (DH)	1 p.m.
25	at Missouri State	1 p.m.
28	at Austin Peay	3 p.m.
30	at Belmont*	4 p.m.

#### May (0-0, 0-0 OVC)

1	at Belmont (DH)*	1 p.m.
7	Eastern Kentucky* <sup>ESPN+</sup>	5 p.m.
8	Eastern Kentucky (DH)* <sup>ESPN+</sup>	2 p.m.
14	at Morehead State*	1 p.m.
15	at Morehead State (DH)*	1 p.m.
20	UT Martin*	5 p.m.
21	UT Martin (DH)*	2 p.m.
27-29	OVC Tournament	TBA

## Jacksonville State (11-12, 4-2) vs. Southeast Missouri (11-12, 5-4)

#### Follow the Redhawks

**Radio**.....ESPN 93.5 FM & 1220 AM  
(Erik Sean, Friday; Clint Allen, Saturday)  
**Video**.....ESPN+  
**Live Stats**.....GoSoutheast.com  
**Twitter**.....@SEMObaseball

**Dates**.....April 2-3, 2021  
**Schedule**.....Apr. 2 - 5 p.m., CT  
.....Apr. 3 - 1 p.m., CT (DH)  
**Location**.....Cape Girardeau, Mo.  
**Facility**.....Capaha Field (2,000)  
**Series**.....JSU leads, 27-25  
**Last Meeting**.....JSU 8, SEMO 7  
(Apr. 7, 2019 | Cape Girardeau, Mo.)

**Head Coaches**.....Andy Sawyers (186-135 overall; 99-108 at SEMO; 53-49 OVC).  
Jim Case (597-487 overall; 597-487 at JSU).

#### Strategic Communications

Jeff Honza, Assistant Director of Athletics  
**Office Phone**.....(573) 651-2933  
**Mobile**.....(618) 528-1145  
**Email**.....redhawk1@me.com

#### Southeast Missouri Probable Starting Pitcher

	#	Name	Ht.	Wt.	Cl.	Hometown (Previous School)
Game 1	25	Dylan Dodd	LHP	6-3	Sr.	Danville, Ill. (Kankakee CC)
Game 2	18	Noah Niznik	LHP	5-11	So.	St. Louis, Mo. (St. John Vianney H.S.)
Game 3	-	TBA	-	-	-	-

#### Jacksonville State Probable Starting Pitcher

	#	Name	Ht.	Wt.	Cl.	Hometown (Previous School)
Game 1	32	Christian Edwards	RHP	6-3	Jr.	Hartselle, Ala. (Hartselle H.S.)
Game 2	29	Dylan Hathcock	LHP	6-3	Jr.	Tallassee, Ala. (Tallassee H.S.)
Game 3	11	Colin Casey	RHP	6-0	Jr.	Jacksonville, Ala. (Jacksonville H.S.)

#### Redhawks Host Jacksonville State

Southeast Missouri (11-12, 5-4) hosts Ohio Valley Conference co-leader Jacksonville State (11-12, 4-2) in a three-game series this weekend. The Redhawks and Gamecocks play a single game at 5 p.m. Friday and a 1 p.m., CT doubleheader Saturday.

#### Follow the Redhawks

Fans can listen to this weekend's series at SEMO ESPN 93.5 FM and 1220 AM. Erik Sean will call the action Friday and Clint Allen will handle play-by-play Saturday. Live stats can be accessed at GoSoutheast.com. Twitter updates provided @SEMObaseball.

#### Series History

Friday marks the 53rd meeting between Southeast Missouri and Jacksonville State. JSU holds a slight 27-25 advantage in the all-time series. The Gamecocks have come away with series wins the last two times these teams have met in 2018 (2-1) and 2019 (2-1).

#### Closing in on 100

Andy Sawyers is just one win away from reaching 100 victories as Southeast Missouri's head coach. Sawyers, in his fifth year at the helm, is 99-108 overall at SEMO.

#### March is Over

The Redhawks wrapped up its second month of the season with a close 9-8 extra inning loss to Missouri State (Mar. 30). Southeast Missouri, which has dropped four of its last five contests, finished with a 9-7 record, three series wins and three extra inning victories in March.

#### Redhawks Come Up Short in One-Run Loss to Missouri State

Missouri State rallied to score five runs in the final two frames to edge Southeast Missouri, 9-8, in 10 innings on a rainy day at Capaha Field Tuesday. MSU trailed, 6-4, when it scored twice in the top of the ninth to send the game to extra innings. With a tiebreaker rule in



**Southeast Missouri** or **SEMO** is the preferred reference for Southeast Missouri State University athletic teams. Southeastern Missouri State is not an acceptable reference.



effect, Ben Whetstone was placed on second base and quickly scored the go-ahead run on a single. On the next play, Jaden Rolffs hit a two-run home run to give the Bears a three-run lead. SEMO battled back in the bottom of the 10th inning when Jevon Mason singled home Danny Sperling. Danny Wright later scored on a two-out base hit by Tyler Wilber to narrow to get the Redhawks within a run, but MSU hung on for the victory.

## Where They Stand

Southeast Missouri is tied for third in the Ohio Valley Conference standings entering this Easter weekend. The Redhawks and SIUE Edwardsville share that spot with identical 5-4 league records. Murray State (4-2) and Jacksonville State (4-2) are at the top of the standings. Morehead State (2-1) is also ahead of SEMO.

## Last OVC Series

The Redhawks dropped two of three at Eastern Illinois (Mar. 26-27) in their first Ohio Valley Conference series loss of the season. Southeast Missouri opened the weekend with a 3-2 victory over the Panthers. Tyler Wilber smacked a home run with two outs in the top of the eighth inning to tie the game and Austin Blazevec scored the winning run on a double moments later to secure the win. EIU, however, regrouped to win both games of a doubleheader, 9-2, 8-4, to take the series.

## Getting on Base

Andrew Keck has reached base safely in 12 consecutive games. Keck also hit safely in 10 of those contests. His reached base streak is the second-longest of any Redhawk this season behind Peyton Leeper's 13-game stretch (Feb. 19-Mar. 13).

## Mason Runs Hitting Streak to Seven Games

Jevon Mason hit safely in each of his last seven games. Mason delivered the game-winning walk off single in the bottom of the 11th inning in Southeast Missouri's 6-5 win over Austin Peay (Mar. 20). He then followed that up with a season-high three hits against the Governors and another single vs. Southern Illinois (Mar. 24). Mason hit .467 with seven hits, a run scored, double and one RBI to lead the Redhawks in their series at Eastern Illinois

(Mar. 26-27). Most recently, he had three hits, two runs scored and one RBI vs. Missouri State (Mar. 30). Mason is hitting .395 in 14 games and 11 starts this year.

## First Career Home Run for Basler

Fifth-year senior Connor Basler hit the first home run of his career against Missouri State (Mar. 30). Basler, who has played in a total of 201 games as a Redhawk, hit a two-run shot to left field to help lift Southeast Missouri to a 3-0 lead in the bottom of the second inning. It was Basler's third multiple-hit game of the season.

## Career Stolen Base Record in Reach

Connor Basler is tied for second on the team with six stolen bases this season. Basler ranks tied for third all-time among Southeast Missouri's all-time career stolen base leaders with 48. He needs five more to break the school's all-time career record. Denver Stuckey (2000-03) currently holds the record with 52 stolen bases.

## NCAA Top-25 Rankings

As a team, Southeast Missouri ranks 21st in the nation in stolen bases (36) and 25th in sacrifice bunts (14). Individually, Peyton Leeper is third nationally in triples (3) and 21st in walks (20). Connor Basler ranks eighth in sacrifice bunts (5) and both Dylan Dodd (6) and Alex Niznik (6) are third in games started.

## Atop the OVC

Southeast Missouri leads the Ohio Valley Conference in stolen bases (36) and sacrifice bunts (14). Individually, Peyton Leeper is first in both triples (3) and walks (20), Connor Basler is tied for first in sacrifice bunts (4), Andrew Keck leads the league in stolen bases (10) and Dylan Dodd is first in strikeouts (52) and innings pitched (38.2).

## Wilber Seventh in the OVC in Batting Average

Shortstop Tyler Wilber ranks seventh in the Ohio Valley Conference with a .352 batting average. Wilber is also third among league leaders in hits (31) and second in assists (59). He hit safely in nine of his last 11 games.

## 2021 OVC Standings (as of Mar. 30)

School	Conference				Overall			
	W	L	T	Pct.	W	L	T	Pct.
Murray State	4	2	0	.667	12	11	0	.622
Jacksonville State	4	2	0	.667	11	12	0	.478
Morehead State	2	1	0	.667	10	10	0	.500
SIUE	5	4	0	.556	11	10	0	.524
<b>Southeast Missouri</b>	<b>5</b>	<b>4</b>	<b>0</b>	<b>.556</b>	<b>11</b>	<b>12</b>	<b>0</b>	<b>.478</b>
UT Martin	3	3	0	.500	9	11	0	.450
Eastern Illinois	4	5	0	.444	13	11	0	.542
Tennessee Tech	4	5	0	.444	9	10	0	.474
Belmont	4	5	0	.444	8	12	0	.400
Austin Peay	4	5	0	.444	7	15	0	.318
Eastern Kentucky	3	6	0	.333	8	15	0	.348

## This Weekend's Schedule

### Friday, April 2

\*SIUE at Morehead State, 11 a.m.  
 \*Murray State at Tennessee Tech (DH), 1 p.m.  
 \*Eastern Illinois at Belmont, 4 p.m.  
 \*Austin Peay at Eastern Kentucky, 5 p.m. (ESPN+)  
**\*Jacksonville State at Southeast Missouri, 5 p.m.**  
 UT Martin at Nicholls, 6:30 p.m.

### Saturday, April 3

\*SIUE at Morehead State (DH), 11 a.m. (ESPN+)  
 \*Austin Peay at Eastern Kentucky (DH), 11 a.m. (ESPN+)  
 UT Martin at Nicholls, 12 p.m.  
 \*Eastern Illinois at Belmont (DH), 1 p.m.  
**\*Jacksonville State at Southeast Missouri (DH), 1 p.m. (ESPN+)**



## Over 150 Starts

Two Redhawks have made over 150 starts in their careers. Second baseman Connor Basler tallied a team-high 196 career starts and mainstay center fielder Danny Wright has accumulated 184. Both Basler and Wright are fifth-year seniors after joining Southeast Missouri's baseball program in 2017.

## Extra, Extra

The Redhawks concluded their series against Austin Peay by splitting a pair of extra inning games at Capaha Field on Mar. 20. Southeast Missouri trailed, 5-1, in the bottom of the ninth inning when it scored four runs on four hits to send game one to extra innings. Connor Basler delivered a two-RBI single with two outs to tie the game. With runners on first and second and one out in the bottom of the 11th, Jevon Mason delivered a walk off single to left and Peyton Leeper scored the winning run. In game two, the Redhawks battled back from an 11-5 deficit by scoring three runs in the eighth and ninth innings. Basler again came up big, this time with a two-out three-RBI double to tie the game. APSU, however, scored one run in the top of the 12th to edge the Redhawks. SEMO has played seven extra-inning games and is 4-3 in those contests this year.

## Series Wins

Southeast Missouri recorded four series wins so far this season. The Redhawks beat South Alabama (2-1), Illinois State (3-1), SIU Edwardsville (2-1) and Austin Peay (2-1) for those victories. If SEMO comes away with a series win at Eastern Illinois this weekend, it would mark the first time the Redhawks won three-straight conference series since 2018. SEMO claimed a total of seven series wins against league foes that year.

## Midweek Games

The Redhawks are 1-2 in midweek games this season with an 8-6 win at Saint Louis (Mar. 16), a 21-4 loss to #22 Southern Illinois (Mar. 24) and a 9-8 setback vs. Missouri State (Mar. 30). Southeast Missouri is 14-25 all-time in midweek action under Head Coach Andy Sawyers.

## Walk Off Wins

Southeast Missouri earned its second walk off win of the season when it rallied to beat Austin Peay, 6-5, in 11 innings on Mar. 20. Jevon Mason became the second Redhawk to walk off with a game-winning hit when he drove in Peyton Leeper on a one-out single to left. Leeper, a freshman, hit a sinking line drive base hit in the bottom of the 10th inning to give SEMO its other walk off win, a 4-3 victory over Illinois State on Mar. 5. The walk off hits are career firsts for Mason and Leeper.

## Basler is Clutch

Nine-hole hitter Connor Basler sent both games of Southeast Missouri's doubleheader against Austin Peay (Mar. 20) to extra innings. Basler had a two-out, two-RBI single to cap a four-run ninth inning during game one and then ripped a two-out, three-RBI double in the bottom of the ninth inning of game two. He had at least one RBI in six of his last nine starts.

## Back-to-Back Saves for Williams

Austin Williams picked up back-to-back saves in three of his relief appearances last week. Williams entered the game at Saint Louis (Mar. 16) in the eighth inning and recorded the final six outs to secure his first career save. Three days later, he finished with a career-high four strikeouts in two scoreless innings to preserve a 6-3 series-opening win over Austin Peay (Mar. 19).

## About Jacksonville State

Jacksonville State, picked to finish second in this year's Ohio Valley Conference Preseason Poll, comes to Cape Girardeau currently in first-place tie with Murray State at the top of the conference standings. JSU swept Tennessee Tech (Mar. 26-27) and dropped a 5-4 midweek contest vs. Samford Tuesday. Colin Casey, Jackson Tavel and Corley Woods shared this week's OVC Pitcher of the Week accolade after the trio combined for a nine inning no-hitter on Mar. 27. As a team, JSU leads the OVC in ERA (4.66) and fielding percentage (.979), and ranks second in batting average (.280). Jaylen Williams (.370) and Nash Adams (.370) are fourth and fifth in the league in hitting, respectively.

## OVC Home-Openers

With its 6-3 win over Austin Peay on Mar. 19, Southeast Missouri improved to 4-0 in Ohio Valley Conference home-openers under Head Coach Andy Sawyers. SEMO beat UT Martin in both 2017 and 2019, and Morehead State in 2018 in such contests prior to this year. The Redhawks ended up winning their OVC home-opening series in 2017, 2018 and 2021. SEMO did not have a home series in conference play during its 2020 campaign that was shortened due to COVID-19.

## March 12

When Southeast Missouri dropped its series-opener to SIU Edwardsville on Mar. 12, that game marked exactly one year from the time a global COVID-19 pandemic brought college athletics to an abrupt halt. On Mar. 12, 2020, the NCAA canceled its men's and women's basketball tournaments and conferences across the country changed plans for games in the months ahead. That decision affected championships in all winter and spring sports, including baseball. Southeast Missouri dropped a 6-4 midweek contest at longtime rival Southern Illinois in its final game of the shortened 2020 campaign a day before the decision to cancel play was made.

## OVC Schedule

Each of Southeast Missouri's three-game series in Ohio Valley Conference play will be contested over two days with a single game on Friday and a doubleheader Saturday with the exception of the Redhawks home series vs. UT Martin (May 20-21) That series will be played on Thursday and Friday. SEMO hosts UT Martin, Austin Peay (Mar. 19-20), Jacksonville State (Apr. 2-3), Tennessee Tech (Apr. 16-17) and Eastern Kentucky (May 7-8), and visits SIUE (Mar. 12-13), Eastern Illinois (Mar. 26-27), Murray State (Apr. 9-10), Belmont (Apr. 30-May 1) and Morehead State (May 14-15) in league action this year.

## 50th OVC Win

Andy Sawyers picked up his 50th Ohio Valley Conference win when Southeast Missouri beat SIU Edwardsville 6-4 on Mar. 13. Sawyers is now 53-49 in OVC games as the Redhawks head coach.



## Dodd Clears 150 Strikeouts

Dylan Dodd surpassed 150 strikeouts in his career against Austin Peay (Mar. 19). Dodd did not allow an earned run and struck out eight in seven innings en route to getting his second win of the season. He has struck out at least eight in all six of his starts with a season-high 10 at Arkansas (Feb. 25) and SIU Edwardsville (Mar. 12). Dodd now has 165 strikeouts in 141.2 innings to date. He leads the Ohio Valley Conference with 52 strikeouts and 38.2 innings pitched through five starts. Dodd also ranks eighth in the nation in strikeouts and tied for third in games started.

## Nice Work Keck

Andrew Keck hit .417 with four runs scored, five hits, a double, one RBI and a perfect 4-of-4 stolen bases in the Redhawks series win over SIU Edwardsville (Mar. 12-13). Keck hit safely in all three games against the Cougars and recorded to hits and two stolen bases in each of the final two matchups of the series. He walked and scored as part of a three-run 10th inning that sent SEMO to a 6-3 victory in game two. Keck then singled and came around to score during a four-run first inning that keyed the Redhawks 6-4 victory in the series finale.

## Redhawks Beat Illinois State

The Redhawks posted their second series win of the season and first at home when they won three of four games against Illinois State (Mar. 5-7) in Cape Girardeau last weekend. Southeast Missouri, which also claimed its first series victory against Missouri Valley Conference member ISU in program history, snapped a 12-game losing streak in its series against the Redbirds.

## Big Weekend for Wilber

Shortstop Tyler Wilber hit a team-best .615 to lead Southeast Missouri in its series victory over Illinois State (Mar. 5-7). Wilber went 8-for-13 at the plate with two runs scored, a double and four RBI. He hit safely and had a RBI in all four games of the series. Wilber also collected multiple hits in three of his four starts against the Redbirds.

## Complete Game for Niznik

Left-hander Noah Niznik tossed a complete game victory to give Southeast Missouri a 5-1 victory over Illinois State (Mar. 6). Niznik recorded his first win of the season after striking out four and walking nine in seven innings. He allowed only one earned run, as well. It marked the third complete game and matched the longest outing of Niznik's career.

## First Win for Miller

Freshman right-hander Kyle Miller picked up the win in his first career start when he defeated Illinois State (Mar. 7). Miller worked six innings, striking out three and walking one. He also gave up six hits and allowed just one run. Miller improved to 1-1 with a save in four appearances and one start this year.

## Yard Work

Catcher Wade Stauss launched a three-run home run in back-to-back days during Southeast Missouri's series vs. Illinois State (Mar. 5-7). Stauss hit the first of those two bombs in the bottom of the third inning of game two. He then homered again in that same inning to grab SEMO the lead during the series finale. Stauss leads the Redhawks with four home runs. The Redhawks have 13 home runs as a team.

## Ralls Nails Down First Save

Sophomore right-hander Hunter Ralls pitched effectively for three innings to claim his first career save against Illinois State (Mar. 7). Ralls recorded five strikeouts and allowed two hits in three scoreless innings. He did not allow a walk, as well. It was the fourth relief appearance of Ralls' career.

## Two 10-Strikeout Performances

Dylan Dodd was magnificent on the mound during his second start of the season. Dodd wound up getting a no-decision against #2 Arkansas (Feb. 25). He finished with 10 strikeouts, walked two and allowed just two runs on three hits. Dodd struck out two in each of the first three innings and sat the Razorbacks down in order in the second. He also no-hit Arkansas through 2.2 innings. In a no-decision against SIU Edwardsville (Mar. 12), Dodd recorded 10 strikeouts in five innings of work. He finished with 10 strikeouts in two of his last three starts. Dodd has struck out 10

or more in a game a total of four times in his career.

## Career Hit 200

Danny Wright registered the 200th hit of his career with a two-RBI single that gave Southeast Missouri a 5-2 lead in the eighth inning of game one at #2 Arkansas (Feb. 25). Wright finished with three RBI in that contest.

## Division I Debuts

Twelve players have made their NCAA Division I baseball debuts at Southeast Missouri so far this season. At South Alabama (Feb. 19-21), freshmen Noah Jacobsen made his first career starts in right field, freshman Ty Stauss made his first start in left field and right-hander Ryan Vogt recorded his first start on the mound. Four others, including freshmen Kyle Miller and sophomores Connery O'Donnell, Austin Williams and Hunter Ralls made their first relief appearances as Redhawks. At #2 Arkansas, Jevon Mason and Braxton Zivic each logged their first starts in the outfield, while Joey Kossina, Joseph Karall and Matt Perego pitched for the first time out of SEMO's bullpen.

## Season-Opening Series Win

The Redhawks opened their 2021 campaign with a 2-1 series win on the road at Sun Belt Conference member South Alabama (Feb. 19-21). Southeast Missouri beat the Jaguars, 4-2, on Feb. 19 and, 8-6, in 10 innings on Feb. 21 to claim its second season-opening series win under Head Coach Andy Sawyers. With its win on Feb. 19, SEMO also improved to 12-18 all-time in season-opening games during its NCAA Division I era (since 1992) and 3-2 in such games under Sawyers.

## Miller Shines

Freshman right-hander Kyle Miller recorded a six-out save in his first Southeast Missouri appearance at South Alabama (Feb. 19). Miller entered the game in the eighth inning and struck out four, walked none and gave up two hits in 2.1 innings of work.

## Double-Digit Hits

Southeast Missouri registered 10 or more a total of nine times this season. SEMO most recently collected a season-best 13 hits against Missouri State (Mar. 30). The Redhawks are 4-5 in games where they put up



double-digit hits. SEMO finished with over 10 hits in each of its last three games.

## **Stauss Brothers**

Brothers Wade and Tyler Stauss were in Southeast Missouri's lineup together for the first time in the series finale at South Alabama (Feb. 21). Wade started at catcher and his younger brother, Ty, was in left field for that contest. They have been in the starting lineup together a total of 11 times this year.

## **First Home Runs**

Wade Stauss and Andrew Keck became the first to hit a home run for Southeast Missouri in 2021. Stauss homered to right center in the first inning and Keck homered to left center in the third inning of the series finale at South Alabama (Feb. 21).

## **Redhawks Sweep OVC Honors**

Southeast Missouri seniors Austin Blazevec and Dylan Dodd swept the Ohio Valley Conference Player and Pitcher of the Week honors on Feb. 22. A first baseman from Plainfield, Illinois, Blazevec won this year's first OVC Player of the Week accolade, while Dodd, a left-hander from Danville, Illinois, claimed the first OVC Pitcher of the Week award in 2021. Blazevec and Dodd gave SEMO its first sweep of the league's accolades during the opening week of a season in eight years. Jason Blum (Player) and Zack Smith (Pitcher) was the last duo to complete that sweep on Feb. 18, 2013. Blazevec hit .455 with five runs scored, a double, walk and one RBI to lead SEMO to a series victory at South Alabama (Feb. 19-21). He finished the series with multiple hits in back-to-back games. In Sunday's finale, Blazevec rallied the Redhawks in the ninth inning where they scored three runs to get a 6-5 lead. He started the inning with a single and SEMO sent eight hitters to the plate during its big inning. Then, after USA tied things up in the bottom of the ninth, Blazevec ripped a double down the right field line to score Danny Wright for the go-ahead run all the way from first base. Meanwhile, Dodd struck out eight and allowed only one walk in six innings to lead SEMO to a season-opening 4-2 win over USA on Feb. 19. He moved to 2-1 in his career on opening day. Dodd got stronger as the game went along en route to nailing down his first win of 2021. He retired 12 of the last 13 hitters he faced before giving

way to Bryce Grossius in the seventh. Dodd pitched back-to-back 1-2-3 innings in the fifth and sixth frames. The OVC Pitcher of the Week honor marks the third of Dodd's career and the OVC Player of the Week laurel is the second of Blazevec's time in a SEMO uniform.

## **Season 63**

The 2021 campaign is Southeast Missouri's 63rd year of college baseball. The Redhawks are in their 30th season as an NCAA Division I program. SEMO is 1,375-1,129-10 all-time and 841-742-1 at the NCAA Division I level since the inception of its baseball program. The Redhawks have a 415-288-1 record in Ohio Valley Conference play. SEMO won four OVC regular-season titles (2002, 2014, 2015, 2016), three OVC Tournament crowns (1998, 2002, 2016) and made three NCAA Tournament appearances (1998, 2002, 2016) in program history.

## **Redhawks Tabbed Fifth in OVC Preseason Poll**

The Redhawks accumulated 131 points and one first-place nod in this year's Ohio Valley Conference Predicted Order of Finish voted on by the OVC Head Baseball Coaches and Communication Directors. Belmont is this year's preseason favorite with 188 points and 14 first-place votes, while Jacksonville State (176 pts.), Murray State (136 pts.) and Austin Peay (132 pts.) also rated above the Redhawks. Eastern Kentucky (117 pts.), SIU Edwardsville (78 pts.), Eastern Illinois (73 pts.), Morehead State (57 pts.), Tennessee Tech (66 pts.) and UT Martin (45 pts.) round out the preseason poll.

## **Wilber and Dodd Earn Preseason All-OVC Honors**

Junior shortstop Tyler Wilber and senior left-handed pitcher Dylan Dodd was named to this year's Preseason All-Ohio Valley Conference Team. Statistics were based on the 2019 campaign when determining the 16 players selected to the 2021 Preseason All-OVC squad. A native of Danville, Illinois, Dodd led SEMO with 77 strikeouts in 76 innings through 14 starts that year. He finished with four wins on the mound, second-most on the team. Dodd tied for eighth in the OVC in strikeouts. Wilber, who hails from Los Alamitos, California, led the league in batting average (.383) and on-base percentage (.480), while

ranking third in doubles (19) and fifth in hits (80) in 55 starts during the 2019 season. He also scored 43 runs, had a team-high three triples and led the Redhawks with 40 RBI. For his efforts, Wilber garnered First-Team All-OVC accolades.

## **Wilber Ranked 17th Among D1Baseball's Top 100 Shortstops**

D1Baseball rated Southeast Missouri junior Tyler Wilber 17th among its Top 100 shortstops in the nation. A native of Los Alamitos, California, Wilber was rated among D1Baseball's Top 40 junior hitters in 2020. He ranked second on the team with a .406 batting average in 17 starts during a shortened season due to COVID-19. Wilber led the Redhawks in runs (26), doubles (9), walks (11) and on-base percentage (.494). Wilber was atop the Ohio Valley Conference in runs scored and ranked second in doubles, total bases (48) and total plate appearances (85) when play was suspended. Nationally, he ranked second in runs scored, fourth in runs per game (1.53) and ninth in total bases. UCLA's Matt McLain was tabbed as the No. 1 shortstop on this year's list.

## **2021 Roster**

After all the uncertainties and challenges brought on by the COVID-19 pandemic, the NCAA Division I Council decided to allow schools to provide spring sport student-athletes an additional season of competition and an extension on their period of eligibility. Since everyone from 2020 redshirted, Southeast Missouri brings back over 60 percent of its roster. That said, the Redhawks 2021 squad consists of 38 players, including 19 returnees, six position starters and three starting pitchers.

## **Sawyers in Fifth Year**

Andy Sawyers is in his fifth year as Southeast Missouri's head coach. Sawyers, who has been coaching college baseball for more than two decades, is 186-135 in his career as a head coach. That includes a 99-108 record and 53-49 Ohio Valley Conference mark as SEMO's skipper. He has led the Redhawks to two OVC Tournaments (2017, 2018). SEMO's 29 victories in 2017 are currently the most in a season with Sawyers at the helm.



# SOUTHEAST MISSOURI BASEBALL NOTES // JACKSONVILLE STATE

No.	Name	Pos.	Ht.	Wt.	Cl.	B/T	Hometown (High School/College)
00	Jeb Callaghan	LHP	6-1	222	Jr.	L/L	Yakima, Wash. (Naches Valley/George Washington)
1	Jevon Mason	OF	5-11	202	So.	R/R	West Des Moines, Iowa (West Des Moines Valley/Iowa Western CC)
2	Connor Basler	INF	6-1	183	Sr.	R/R	Ste. Genevieve, Mo. (Valle Catholic)
4	Braxton Zivic	OF	5-9	183	So.	R/R	Magnolia, Del. (Atlantic Shores Christian/Rend Lake College)
5	Noah Jacobsen	OF	6-1	200	Fr.	R/R	Potosi, Mo. (Potosi)
7	Kyle Miller	RHP	6-2	210	Fr.	R/R	Eureka, Mo. (Eureka)
8	Ty Stauss	UT	5-10	190	Fr.	L/R	Wildwood, Mo. (Lafayette)
9	Tyler Wilber	INF	6-3	225	Jr.	R/R	Los Alamitos, Calif. (Los Alamitos/Long Beach City College)
10	Lincoln Andrews	INF	6-4	228	Fr.	L/R	Canon City, Colo. (Canon City)
11	Rance Pittman	RHP	6-1	196	Jr.	R/R	West Linn, Ore. (West Linn/Lower Columbia College)
12	Andrew Keck	C	6-3	220	So.	R/R	St. Louis, Mo. (St. John Vianney)
13	Wade Stauss	C	6-2	225	R-So.	L/R	Wildwood, Mo. (Lafayette)
14	Danny Sperling	INF	6-1	188	So.	L/R	Wauconda, Ill. (Wauconda/McHenry County College)
15	Joseph Karall	RHP	6-2	218	So.	R/R	St. Albert, Alberta, Canada (Bellerose Composite/Cloud County CC)
16	Peyton Leeper	UT	5-11	200	Fr.	S/R	Mokane, Mo. (South Callaway)
17	Jon Sawyers	LHP	6-0	183	Fr.	L/L	Chesapeake, Va. (Atlantic Shores Christian/Rend Lake College)
18	Noah Niznik	LHP	5-11	196	So.	L/L	St. Louis, Mo. (St. John Vianney)
19	Danny Wright	OF	5-11	180	Sr.	S/R	Dardenne Prairie, Mo. (Fort Zumwalt West)
20	Ryan Vogt	RHP	6-4	220	So.	R/R	Ava, Ill. (Trico/McKendree University)
21	Josh Hoffmann	LHP	5-10	200	So.	L/L	Ballwin, Mo. (Parkway South/Southeastern CC (IA)
22	Austin Blazevec	INF	6-2	203	Sr.	L/R	Plainfield, Ill. (Plainfield Central/Kaskaskia College)
23	Brett Graber	OF	6-0	190	So.	R/R	Sacramento, Calif. (Capital Christian School/Cosumnes River College)
24	Fischer Rausch	RHP	6-5	237	Fr.	R/R	St. Louis, Mo. (Valley Park)
25	Dylan Dodd	LHP	6-3	210	Sr.	L/L	Danville, Ill. (Bismarck-Henning/Kankakee CC)
26	Collin Wilma	RHP	6-4	190	Fr.	R/R	Tinley Park, Ill. (Tinley Park)
27	Austin Williams	RHP	6-3	210	Jr.	R/R	Judsonia, Ark. (White County Central/Three Rivers CC)
28	Anthony Klein	RHP	6-1	225	Fr.	R/R	St. Louis, Mo. (Parkway Central)
30	Adonis Forte	OF	5-11	182	Fr.	L/L	Omaha, Neb. (Omaha Central)
31	Blake Cisneros	LHP	6-1	208	So.	L/L	Fenton, Mo. (Rockwood Summit)
32	Connery O'Donnell	RHP	6-3	212	So.	R/R	Milliken, Colo. (Roosevelt/Garden City CC)
33	Bryce Grossius	RHP	6-1	210	So.	R/R	St. Louis, Mo. (St. Mary's)
34	Brandon McCabe	RHP	6-0	215	So.	R/R	Boynton, Fla. (Trinity Christian Adademy/Rend Lake College)
35	Ryan Malzahn	OF	6-4	203	Fr.	R/R	O'Fallon, Mo. (Living Word Christian)
36	Joey Kossina	LHP	6-2	203	Fr.	L/L	Belleville, Ill. (Belleville West)
37	Hunter Ralls	RHP	6-3	190	So.	R/R	Anna, Ill. (Jonesboro)
38	Hayden Malenfant	RHP	6-2	197	Jr.	R/R	Whitby, Ontario (Sinclair Secondary/Southeastern CC (IA)
44	Matt Perego	RHP	6-7	252	So.	R/R	Ballwin, Mo. (Parkway West/John A. Logan College)
55	Noah Stone	RHP	6-8	283	So.	R/R	St. Louis, Mo. (Lutheran South/Three Rivers CC)

## Coaches & Staff

- 3 Andy Sawyers, Head Coach (Fifth Year)
- 35 Matthew Kinney, Assistant Coach (Fourth Year)
- 6 Michael Cavazos, Volunteer Assistant (Second Year)
- Trevor Ezell, Director of Offensive Player Development (First Year)
- Drew Millwood, Director of Analytics (First Year)
- Brian Robbette, Strength & Conditioning
- Mike Patke, Athletic Trainer
- Connor Rooney, Manager
- Connor Martin, Manager
- Ben Kouba, Manager
- Evan Gray, Manager

## Pronunciations

- |                 |                            |
|-----------------|----------------------------|
| Connor Basler   | BOZ-ler                    |
| Austin Blazevec | blaze-uh-vick              |
| Jeb Callaghan   | callahan (g is silent)     |
| Blake Cisneros  | sis-narrows                |
| Adonis Forte    | for-TAY                    |
| Bryce Grossius  | grocius (like grocery)     |
| Joseph Karall   | carroll                    |
| Joey Kossina    | CUSS-ee-nuh                |
| Jevon Mason     | JUH-von                    |
| Noah Niznik     | nez-nick                   |
| Matt Perego     | purr-ay-go                 |
| Ty Stauss       | stauss (sounds like house) |
| Wade Stauss     | stauss (sounds like house) |
| Ryan Vogt       | vogue                      |




No.	Name	Pos.	Ht.	Wt.	Cl.	B/T	Hometown (High School/College)
10	Lincoln Andrews	INF	6-4	228	Fr.	L/R	Canon City, Colo. (Canon City)
2	Connor Basler	INF	6-1	183	Sr.	R/R	Ste. Genevieve, Mo. (Valle Catholic)
22	Austin Blazevec	INF	6-2	203	Sr.	L/R	Plainfield, Ill. (Plainfield Central/Kaskaskia College)
00	Jeb Callaghan	LHP	6-1	222	Jr.	L/L	Yakima, Wash. (Naches Valley/George Washington)
31	Blake Cisneros	LHP	6-1	208	So.	L/L	Fenton, Mo. (Rockwood Summit)
25	Dylan Dodd	LHP	6-3	210	Sr.	L/L	Danville, Ill. (Bismarck-Henning/Kankakee CC)
30	Adonis Forte	OF	5-11	182	Fr.	L/L	Omaha, Neb. (Omaha Central)
23	Brett Graber	OF	6-0	190	So.	R/R	Sacramento, Calif. (Capital Christian School/Cosumnes River College)
33	Bryce Grossius	RHP	6-1	210	So.	R/R	St. Louis, Mo. (St. Mary's)
21	Josh Hoffmann	LHP	5-10	200	So.	L/L	Ballwin, Mo. (Parkway South/Southeastern CC (IA)
5	Noah Jacobsen	OF	6-1	200	Fr.	R/R	Potosi, Mo. (Potosi)
15	Joseph Karall	RHP	6-2	218	So.	R/R	St. Albert, Alberta, Canada (Bellerose Composite/Cloud County CC)
12	Andrew Keck	C	6-3	220	So.	R/R	St. Louis, Mo. (St. John Vianney)
28	Anthony Klein	RHP	6-1	225	Fr.	R/R	St. Louis, Mo. (Parkway Central)
36	Joey Kossina	LHP	6-2	203	Fr.	L/L	Belleville, Ill. (Belleville West)
16	Peyton Leeper	UT	5-11	200	Fr.	S/R	Mokane, Mo. (South Callaway)
38	Hayden Malenfant	RHP	6-2	197	Jr.	R/R	Whitby, Ontario (Sinclair Secondary/Southeastern CC (IA)
35	Ryan Malzahn	OF	6-4	203	Fr.	R/R	O'Fallon, Mo. (Living Word Christian)
1	Jevon Mason	OF	5-11	202	So.	R/R	West Des Moines, Iowa (West Des Moines Valley/Iowa Western CC)
34	Brandon McCabe	RHP	6-0	215	So.	R/R	Boynton, Fla. (Trinity Christian Adademy/Rend Lake College)
7	Kyle Miller	RHP	6-2	210	Fr.	R/R	Eureka, Mo. (Eureka)
18	Noah Niznik	LHP	5-11	196	So.	L/L	St. Louis, Mo. (St. John Vianney)
32	Connery O'Donnell	RHP	6-3	212	So.	R/R	Milliken, Colo. (Roosevelt/Garden City CC)
44	Matt Perego	RHP	6-7	252	So.	R/R	Ballwin, Mo. (Parkway West/John A. Logan College)
11	Rance Pittman	RHP	6-1	196	Jr.	R/R	West Linn, Ore. (West Linn/Lower Columbia College)
37	Hunter Ralls	RHP	6-3	190	So.	R/R	Anna, Ill. (Jonesboro)
24	Fischer Rausch	RHP	6-5	237	Fr.	R/R	St. Louis, Mo. (Valley Park)
17	Jon Sawyers	LHP	6-0	183	Fr.	L/L	Chesapeake, Va. (Atlantic Shores Christian/Rend Lake College)
14	Danny Sperling	INF	6-1	188	So.	L/R	Wauconda, Ill. (Wauconda/McHenry County College)
8	Ty Stauss	UT	5-10	190	Fr.	L/R	Wildwood, Mo. (Lafayette)
13	Wade Stauss	C	6-2	225	R-So.	L/R	Wildwood, Mo. (Lafayette)
55	Noah Stone	RHP	6-8	283	So.	R/R	St. Louis, Mo. (Lutheran South/Three Rivers CC)
20	Ryan Vogt	RHP	6-4	220	So.	R/R	Ava, Ill. (Trico/McKendree University)
9	Tyler Wilber	INF	6-3	225	Jr.	R/R	Los Alamitos, Calif. (Los Alamitos/Long Beach City College)
27	Austin Williams	RHP	6-3	210	Jr.	R/R	Judsonia, Ark. (White County Central/Three Rivers CC)
26	Collin Wilma	RHP	6-4	190	Fr.	R/R	Tinley Park, Ill. (Tinley Park)
19	Danny Wright	OF	5-11	180	Sr.	S/R	Dardenne Prairie, Mo. (Fort Zumwalt West)
4	Braxton Zivic	OF	5-9	183	So.	R/R	Magnolia, Del. (Atlantic Shores Christian/Rend Lake College)

## Roster Breakdown

Total Squad Members	38
Seniors	4
Juniors	5
Sophomores	17
Freshmen	12
Newcomers	19
Position Starters Returning/Lost	6/3
Starting Pitchers Returning/Lost	3/1



## SOUTHEAST MISSOURI BASEBALL NOTES // JACKSONVILLE STATE



00

**Jeb Callaghan**

LHP / 6-1 / 222 / Jr. / L/L  
Yakima, Wash.



1

**Jevon Mason**


OF / 5-11 / 202 / So. / R/R  
West Des Moines, Iowa



2

**Connor Basler**


INF / 6-1 / 183 / Sr. / R/R  
Ste. Genevieve, Mo.



4

**Braxton Zivic**

OF / 5-9 / 183 / So. / R/R  
Magnolia, Del.



5

**Noah Jacobsen**

OF / 6-1 / 200 / Fr. / R/R  
Potosi, Mo.



7

**Kyle Miller**


RHP / 6-2 / 210 / Fr. / R/R  
Eureka, Mo.



8

**Ty Stauss**


UT / 5-10 / 190 / Fr. / L/R  
Wildwood, Mo.



9

**Tyler Wilber**

INF / 6-3 / 225 / Jr. / R/R  
Los Alamitos, Calif.



10

**Lincoln Andrews**


INF / 6-4 / 228 / Fr. / L/R  
Canon City, Colo.



11

**Rance Pittman**


RHP / 6-1 / 196 / Jr. / R/R  
West Linn, Ore.



12

**Andrew Keck**


C / 6-3 / 220 / So. / R/R  
St. Louis, Mo.



13

**Wade Stauss**


C / 6-2 / 225 / R-So. / L/R  
Wildwood, Mo.



14

**Danny Sperling**

INF / 6-1 / 188 / So. / L/R  
Wauconda, Ill.



15

**Joseph Karall**


RHP / 6-2 / 218 / So. / R/R  
St. Albert, Alberta, Canada



16

**Peyton Leeper**


UT / 5-11 / 200 / Fr. / S/R  
Mokane, Mo.



17

**Jon Sawyers**

LHP / 6-0 / 183 / Fr. / L/L  
Magnolia, Del.



18

**Noah Niznik**


LHP / 5-11 / 196 / So. / L/R  
St. Louis, Mo.



19

**Danny Wright**


OF / 5-11 / 180 / Sr. / S/R  
Dardenne Prairie, Mo.



20

**Ryan Vogt**


RHP / 6-4 / 220 / So. / R/R  
Ava, Ill.



21

**Josh Hoffmann**


LHP / 5-10 / 200 / So. / L/L  
Ballwin, Mo.



22

**Austin Blazevec**

INF / 6-2 / 203 / Sr. / L/R  
Plainfield, Ill.



23

**Brett Graber**


OF / 6-0 / 190 / So. / R/R  
Sacramento, Calif.



24

**Fischer Rausch**


RHP / 6-5 / 237 / Fr. / R/R  
St. Louis, Mo.



25

**Dylan Dodd**


LHP / 6-3 / 210 / Sr. / L/L  
Danville, Ill.



26

**Collin Wilma**

RHP / 6-4 / 190 / Fr. / R/R  
Tinley Park, Ill.



27

**Austin Williams**  
RHP / 6-3 / 210 / Jr. / R/R  
Judsonia, Ark.




28

**Anthony Klein**  
RHP / 6-1 / 225 / Fr. / R/R  
St. Louis, Mo.




30

**Adonis Forte**  
OF / 5-11 / 182 / Fr. / L/L  
Omaha, Neb.



31

**Blake Cisneros**  
LHP / 6-1 / 208 / So. / L/L  
Fenton, Mo.




32

**Connery O'Donnell**  
RHP / 6-3 / 212 / So. / R/R  
Milliken, Colo.




33

**Bryce Grossius**  
RHP / 6-1 / 210 / So. / R/R  
St. Louis, Mo.




34

**Brandon McCabe**  
RHP / 6-0 / 215 / So. / R/R  
Boynton, Fla.




35

**Ryan Malzahn**  
OF / 6-4 / 203 / Fr. / R/R  
O'Fallon, Mo.



36

**Joey Kossina**  
LHP / 6-2 / 203 / Fr. / L/L  
Belleville, Ill.



37

**Hunter Ralls**  
RHP / 6-3 / 190 / So. / R/R  
Anna, Ill.



38

**Hayden Malenfant**  
RHP / 6-2 / 197 / Jr. / R/R  
Whitby, Ontario



44

**Matt Perego**  
RHP / 6-7 / 252 / So. / R/R  
Ballwin, Mo.



55

**Noah Stone**  
RHP / 6-8 / 283 / So. / R/R  
St. Louis, Mo.




3

**Andy Sawyers**  
Head Coach  
Fifth Year



35

**Matthew Kinney**  
Assistant Coach  
Fourth Year




6

**Michael Cavazos**  
Volunteer Assistant  
Second Year



**Trevor Ezell**  
Director of Offensive Player  
Development / First Year



**Drew Millwood**  
Director of Analytics  
First Year




**Connor Rooney**  
Manager



**Connor Martin**  
Manager




**Ben Kouba**  
Manager



**Evan Gray**  
Manager



**Mike Patke**  
Athletic Trainer



**Brian Robbett**  
Strength & Conditioning



# ANDY SAWYERS

HEAD COACH

FIFTH YEAR // NEBRASKA, 1998

**A**ndy Sawyers enters his fifth year as Southeast Missouri's head coach in 2021.

SEMO had an overall record of 9-8 and a 2-1 mark in Ohio Valley Conference play when its 2020 season was abruptly cut short due to a global COVID-19 pandemic. The Redhawks heated up to win seven of nine contests prior to the end of competition.

The Redhawks led the OVC in batting average (.314), hits (188), triples (9), plate appearances (707), at-bats (598), hit by pitch (26), stolen bases (36), fewest walks allowed (54) and fielding percentage (.976), and rated second in slugging percentage (.503), on-base percentage (.404), runs (129), RBI (121) and home runs (21) at the time their 2020 campaign came to a close. SEMO also ranked among the top 10 teams in the nation in hits

(6th) and triples (8th).

Individually, Justin Dirden led the conference in slugging percentage (.900), RBI (26), home runs (9), hits (29), total bases (63) and stolen bases (9) before signing as an undrafted free agent with the Houston Astros.

Shortstop Tyler Wilber topped the OVC in runs (26) and center fielder Danny Wright tied a league-high with 29 hits when play was suspended.

Pitching wise, left-handers Dylan Dodd (2-1, 36 Ks) and Noah Niznik (3-0, 15 Ks) were a combined 5-1 with 51 strikeouts and two complete game shutouts through four starts in 2020.

Nineteen returnees are back for Sawyers to mentor again this spring as the Redhawks return over 60 percent of last year's roster.

None of those players lost any

eligibility after the COVID-19 pandemic influenced the NCAA Division I Council's decision to allow schools to provide spring-sport student-athletes an additional season of competition and an extension on their period of eligibility.

Before they took the field last spring, the Redhawks ushered in a state-of-the-art hitting facility adjacent to Capaha Field. The 4,000-square foot facility can fit up to four batting cages and is equipped with portable pitching mounds. It also had HitTrax Rapsodo technology which is used to enhance overall player performance through real-time stats and performance metrics.

In Sawyers' last full season of competition, SEMO went 23-32 during an injury-riddled 2019 campaign. The Redhawks played without five of their position starters for much of the season.

Despite the misfortune with injuries, SEMO had a pair of All-OVC performers in Wilber and Niznik.

A First-Team selection, Wilber led the OVC with a .383 batting average and was the Redhawks leader in hits (80) doubles (19), triples (3), RBI (40), slugging percentage (.531) and on-base percentage (.480).

Niznik, who landed a spot on the All-Newcomer Team, started 13 games as a freshman. He led the team with a 3.63 ERA, ranked second in innings (62) and third in both strikeouts (49) and wins (3).

The year before that, Sawyers guided the 2018 squad to the program's 13th consecutive OVC Tournament berth as the Redhawks finished 27-30 overall and second in the conference with a 20-10 record.

That team produced three First-Team All-OVC performers,



including Carlos Vega, Trevor Ezell and Dirden.

Sawyers was hired as the sixth head coach in program history on July 29, 2016.

In his first year as an NCAA Division I head coach in 2017, Sawyers led the Redhawks to a winning season (29-26 overall, 16-14 OVC). He also picked up his first career OVC Tournament win along the way.

First-Team pick Dan Holst, Second-Team selections Brian Lees, Chris Osborne, Justin Murphy and Clay Chandler, and All-Newcomer Team member Danny Wright formed a group of six All-OVC players in Sawyers' debut season as a Division I head coach.

In all, Sawyers has two decades worth of collegiate coaching experience.

Prior to arriving in Cape Girardeau, he worked two seasons as the Associate Head Coach/Offensive Coordinator at Big 12 Conference member Kansas State. There, Sawyers oversaw the hitters and catchers, while helping coordinate recruiting efforts.

Sawyers has coached in two College World Series, two NCAA Super Regionals and eight NCAA Tournaments during his coaching tenure. He has mentored 39 Major League Baseball draft picks, including two first-round selections and eight top-10 round picks.

The Wildcats ranked fourth in the Big 12 offensively with a .284 team batting average in 2016. K-State's offense registered a .400 slugging percentage and .372 on-base percentage, scored 335 runs, had 550 hits, belted 100 doubles, notched 17 triples, and finished with 30 home runs

and 300 RBI.

Sawyers coached freshman Josh Rolette who garnered Louisville Slugger Freshman All-American honors in 2016. He also helped mentor Jake Scudder who was named Big 12 Newcomer of the Year. The Wildcats had three student-athletes on the All-Big 12 Teams that season.

The 2015 and 2016 campaigns were Sawyers' second stint at K-State.

He previously served as an assistant coach for the Wildcats in 2009 and 2010. Sawyers helped lead K-State to an 80-30-1 record and the first two NCAA Regional appearances in school history over that span.

The 2009 season was a year of power for the Wildcats under Sawyers. The team hit 22 triples and 58 home runs, most in both categories since 1997. The offense shined when it came to stolen bases as the 149 steals were second-most in the nation and just two shy of breaking the Big 12 record. Overall, the team finished among Big 12 leaders in on-base percentage (2nd, .399), runs scored (2nd, 458), hits (2nd, 675), RBI (2nd, 420), doubles (3rd, 123), and fewest strikeouts (4th, 393).

Six Wildcats claimed All-Big 12 honors in 2009, including outfielder Nick Martini, who also garnered Louisville Slugger Freshman All America honors, and Justin Bloxom and Carter Jurica, who finished fourth and eighth, respectively, in the Big 12 in batting average.

The 2010 squad matched the success of 2009 by also reaching the NCAA postseason, and the offense topped the previous season totals in

batting average (.323 in 2010; .317 in 2009), runs per game (7.6 vs. 7.4) and OBP (.426 vs. .399).

Before K-State, Sawyers spent four seasons as Associate Head Coach at Texas A&M (2011-14). Those four seasons at Texas A&M represented the end of Sawyers' five-year stint with the Aggies after he spent 2008 as a volunteer assistant coach.

In each of those five seasons, Sawyers helped Texas A&M reach an NCAA Regional while also winning a pair of Big 12 championships. In addition, he coached standouts Tyler Naquin - 2011 Big 12 Player of the Year, All-American and a first round pick by the Cleveland Indians in 2012 - and Krey Bratson, a 2011 Freshman All-American.

Before his appointment at Texas A&M in 2008, Sawyers worked with current Aggie head coach Rob Childress as an assistant coach and recruiting coordinator at Nebraska from 2003-07.

While in Lincoln, he helped the Huskers earn four trips

to the NCAA Tournament, including an appearance at the 2005 College World Series. Sawyers, who lettered two years at Nebraska, worked with 12 Huskers who were selected in the MLB Draft, including Alex Gordon, a two-time Big 12 Player of the Year. In 2005, Gordon won five National Player of the Year awards before being taken as the second overall pick by the Kansas City Royals.

Sawyers took on all hitting coach responsibilities at Nebraska beginning with the 2006 season when the team hit .310 - its best mark in four years - and ranked in the top three of the Big 12 in home runs, stolen bases, on-base percentage and slugging percentage.

Sawyers served as the academic coordinator and worked with the catchers during his time at Nebraska, as well. He also had a hand in the Huskers recruiting their then-highest-rated class in school history, as the 2004 recruiting class was ranked 16th nationally by





## SOUTHEAST MISSOURI BASEBALL NOTES // JACKSONVILLE STATE

Collegiate Baseball.

After working as the volunteer assistant at Nebraska in 2000, Sawyers worked the 2001 and 2002 seasons as head coach at Hutchinson Community College, compiling an 87-30 record and two postseason berths. In 2001, the Dragons went 40-16 and won the Jayhawk West Sub-Regional, while the 2002 squad set a school record with 47 wins and was ranked as high

as seventh by the NJCAA.

Sawyers' coaching career began at Northwestern (La.) State in 1999 as a volunteer assistant coach, helping the Demons finish second in the Southland Conference.

He first played collegiately at Point Loma (Calif.) Nazarene College in 1994. Following a year off, he played at Mendocino (Calif.) Junior College in 1996 before finishing up his playing

career at Nebraska.

A native of Willits, California, Sawyers received his bachelor (1998) and master's (2000) degrees from Nebraska. He is married to the former Dena Lindeblad and the couple have two sons, Andrew James (A.J.) and Alex.



### Sawyers' Year-by-Year Records

Year	School	Assignment	Record	Conf./Finish	Postseason
1999	Northwestern State	Volunteer Assistant	38-21	18-9/2nd	
2000	Nebraska	Volunteer Assistant	51-17	21-9/2nd	NCAA Super Regional
2001	Hutchinson CC	Head Coach	40-16	-	Sub-Regional
2002	Hutchinson CC	Head Coach	47-11	-	Sub-Regional
2003	Nebraska	Assistant Coach	47-18	20-7/1st	NCAA Regional
2004	Nebraska	Assistant Coach	36-23	11-16/8th	-
2005	Nebraska	Assistant Coach	57-15	19-8/1st	NCAA College World Series
2006	Nebraska	Assistant Coach	42-17	17-10/3rd	NCAA Regional
2007	Nebraska	Assistant Coach	32-27	14-13/4th	NCAA Regional
2008	Texas A&M	Volunteer Assistant	46-19	19-8/1st	NCAA Super Regional
2009	Kansas State	Assistant Coach	43-18-1	14-11-1/4th	NCAA Regional
2010	Kansas State	Assistant Coach	37-22	14-12/3rd	NCAA Regional
2011	Texas A&M	Assoc. Head Coach	47-22	19-8/t1st	NCAA College World Series
2012	Texas A&M	Assoc. Head Coach	43-18	16-8/2nd	NCAA Regional
2013	Texas A&M	Assoc. Head Coach	34-29	13-16/6th	NCAA Regional
2014	Texas A&M	Assoc. Head Coach	36-26	14-16/5th	NCAA Regional
2015	Kansas State	Assoc. Head Coach	27-30	10-14/6th	-
2016	Kansas State	Assoc. Head Coach	26-31	8-16/8th	-
2017	Southeast Missouri	Head Coach	29-26	16-14/5th	OVC Tournament
2018	Southeast Missouri	Head Coach	27-30	20-10/2nd	OVC Tournament
2019	Southeast Missouri	Head Coach	23-32	10-20/10th	-
2020*	Southeast Missouri	Head Coach	9-8	2-1	-
2021	Southeast Missouri	Head Coach	11-12	5-4	-

\* - Season ended due to COVID-19 pandemic

### Overall Record as a Head Coach: 186-135 (6 years)

Record at Southeast Missouri, 99-108, 53-49 Ohio Valley Conference (5th year)

Record at Hutchinson CC, 87-27 (2 years)

Record as a college associate head coach, 213-156

Record as a college assistant coach, 294-140-1

Record as a volunteer assistant coach, 135-57

### ■ The Sawyers File

#### Experience:

21st Year (Fifth at SEMO)

#### Hometown:

Willits, Calif.

#### Birthdate:

May 24, 1975

#### Alma Mater:

Nebraska, 1998

#### Education:

B.A. History (Nebraska)  
M.S. Education (Nebraska)

#### Date Hired:

July 29, 2016

#### Family:

Wife - Dena  
Children - A.J., Alex

#### Playing Experience:

Point Loma Nazarene, 1994  
Mendocino College, 1996  
Nebraska, 1997-98

#### Coaching Experience:

Northwestern State, Volunteer Asst., 1999  
Nebraska, Volunteer Asst., 2000  
Hutchinson CC, Head Coach, 2001-02  
Nebraska, Assistant Coach, 2003-07  
Texas A&M, Volunteer Asst., 2008  
Kansas State, Assistant Coach, 2009-10  
Texas A&M, Assoc. Head Coach, 2011-14  
Kansas State, Assoc. Head Coach, 2015-16  
Southeast Missouri, Head Coach, 2017-pr.



## 2021 Statistics

Record: 11-12 Home: 5-4 Away: 6-8 OVC: 5-4

Player	avg	gp-gs	ab	r	h	2b	3b	hr	rbi	tb	slg%	bb	hp	so	gdp	ob%	sf	sh	sb-att	po	a	e	fld%
9 WILBER, Tyler	.352	23-23	88	14	31	3	0	3	16	43	.489	9	3	15	3	.422	2	2	3-3	31	59	5	.947
12 KECK, Andrew	.267	23-23	90	16	24	3	0	2	9	33	.367	12	0	14	1	.353	0	0	10-11	95	8	2	.981
22 BLAZEVIC, Austin	.261	23-23	92	12	24	3	1	1	11	32	.348	5	1	13	3	.303	1	1	0-0	192	8	2	.990
10 ANDREWS, Lincoln	.255	17-15	51	4	13	1	0	1	8	17	.333	2	0	17	0	.283	0	0	0-0	0	0	0	.000
13 STAUSS, Wade	.222	19-18	72	9	16	2	0	4	12	30	.417	8	4	29	0	.329	1	0	0-0	131	11	0	1.000
16 LEEPER, Peyton	.221	23-23	77	18	17	2	3	0	6	25	.325	20	4	19	0	.406	0	2	3-4	13	40	7	.883
2 BASLER, Connor	.205	23-23	73	7	15	4	0	1	15	22	.301	8	1	17	0	.293	0	5	6-7	34	62	4	.960
19 WRIGHT, Danny	.190	22-20	79	15	15	0	1	1	12	20	.253	8	2	20	0	.275	2	1	6-7	44	2	1	.979
8 STAUSS, Ty	.189	18-16	53	5	10	2	0	0	3	12	.226	9	1	13	1	.313	1	2	3-3	21	0	1	.955
-----																							
1 MASON, Jevon	.395	14-11	43	8	17	1	0	0	6	18	.419	8	2	11	0	.500	1	0	2-5	17	0	1	.944
23 GRABER, Brett	.385	8-2	13	3	5	1	0	0	0	6	.462	1	0	6	0	.429	0	0	0-1	7	0	0	1.000
4 ZIVIC, Braxton	.143	9-5	14	4	2	0	0	0	1	2	.143	5	0	7	0	.368	0	1	3-3	7	0	0	1.000
14 SPERLING, Danny	.100	5-2	10	1	1	0	0	0	2	1	.100	1	0	2	0	.182	0	0	0-0	1	2	0	1.000
5 JACOBSEN, Noah	.000	8-3	10	0	0	0	0	0	1	0	.000	0	1	6	0	.091	0	0	0-1	3	0	0	1.000
Totals	.248	23	765	116	190	22	5	13	102	261	.341	96	19	189	8	.343	8	14	36-45	604	224	24	.972
Opponents	.288	23	806	153	232	53	4	24	139	365	.453	88	18	200	8	.367	10	12	27-34	615	256	27	.970

LOB - Team (172), Opp (178). DPs turned - Team (14), Opp (17). IBB - Team (1), STAUSS, W. 1, Opp (1). Picked off - GRABER, B. 2, WILBER, T. 1, STAUSS, T. 1, KECK, A. 1, LEEPER, P. 1, BASLER, C. 1.

## (All games Sorted by Earned run avg)

Player	era	w-l	app	gs	cg	sho	sv	ip	h	r	er	bb	so	2b	3b	hr	b/avg	wp	hp	bk	sfa	sha
25 DODD, Dylan	2.33	3-1	6	6	0	0/0	0	38.2	31	15	10	9	52	7	1	3	.209	4	3	0	0	1
7 MILLER, Kyle	4.44	2-2	7	4	0	0/0	1	24.1	31	15	12	10	22	11	1	2	.313	3	1	0	3	1
18 NIZNIK, Noah	4.81	1-2	6	6	1	0/0	0	33.2	38	21	18	12	20	6	1	4	.281	2	2	0	1	1
-----																						
17 SAWYERS, Jon	0.00	0-0	1	0	0	0/0	0	1.0	2	0	0	1	1	0	0	0	.400	0	0	0	0	0
21 HOFFMANN, Josh	0.00	0-0	1	0	0	0/0	0	0.1	2	0	0	0	0	1	0	0	.667	0	0	0	0	0
26 WILMA, Collin	2.08	0-0	3	0	0	0/0	0	8.2	6	2	2	1	6	1	0	1	.207	3	2	0	1	0
24 RAUSCH, Fischer	4.50	0-0	6	0	0	0/0	0	8.0	5	4	4	4	12	2	1	0	.167	5	2	1	0	0
31 CISNEROS, Blake	5.06	3-1	11	0	0	0/0	1	10.2	5	6	6	6	11	1	0	0	.167	3	1	0	1	5
32 O'DONNELL, Connery	6.00	0-0	3	0	0	0/0	0	3.0	2	3	2	5	2	1	0	0	.222	1	0	0	1	1
36 KOSSINA, Joey	7.71	0-1	5	1	0	0/0	0	7.0	11	6	6	2	7	3	0	0	.355	2	0	0	0	0
27 WILLIAMS, Austin	7.80	0-3	10	1	0	0/0	3	15.0	21	14	13	4	19	4	0	3	.323	2	0	0	0	1
44 PEREGO, Matt	8.10	0-0	6	0	0	0/0	0	6.2	10	6	6	4	5	2	0	1	.345	3	1	0	0	0
33 GROSSIUS, Bryce	9.45	1-0	9	1	0	0/0	0	20.0	29	22	21	10	22	6	0	5	.349	6	1	1	2	2
37 RALLS, Hunter	9.49	1-1	9	2	0	0/0	1	12.1	20	14	13	5	15	4	0	2	.351	1	3	0	0	0
38 MALENFANT, Hayden	10.12	0-0	4	0	0	0/0	0	5.1	3	8	6	5	2	0	0	1	.158	0	0	0	1	0
20 VOGT, Ryan	14.40	0-1	4	2	0	0/0	0	5.0	9	8	8	5	3	3	0	1	.409	4	0	0	0	0
15 KARALL, Joseph	48.60	0-0	4	0	0	0/0	0	1.2	7	9	9	5	1	1	0	1	.583	2	2	0	0	0
Totals	6.08	11-12	23	23	1	0/0	6	201.1	232	153	136	88	200	53	4	24	.288	41	18	2	10	12
Opponents	4.26	12-11	23	23	1	0/0	3	205.0	190	116	97	96	189	22	5	13	.248	23	19	1	8	14

PB - Team (6), STAUSS, W. 4, KECK, A. 2, Opp (3). Pickoffs - Team (3), GROSSIUS, B. 1, RALLS, H. 1, NIZNIK, N. 1, Opp (7). SBA/ATT - KECK, A. (14-19), STAUSS, W. (13-15), DODD, D. (5-5), MILLER, K. (2-4), WILMA, C. (2-4), GROSSIUS, B. (3-4), WILLIAMS, A. (3-3), MALENFANT, H. (2-3), PEREGO, M. (3-3), VOGT, R. (3-3), O'DONNELL, C. (2-2), NIZNIK, N. (1-2), KOSSINA, J. (1-1).


**2021 OVC Statistics**

Record: 5-4 Home: 2-1 Away: 3-3 OVC: 5-4

Player	avg	gp-gs	ab	r	h	2b	3b	hr	rbi	tb	slg%	bb	hp	so	gdp	ob%	sf	sh	sb-att	po	a	e	fld%
22 BLAZEVIC, Austin	.325	9-9	40	2	13	2	0	0	9	15	.375	0	0	5	2	.317	1	0	0-0	76	0	2	.974
12 KECK, Andrew	.306	9-9	36	10	11	2	0	0	3	13	.361	5	0	4	0	.390	0	0	5-5	43	6	0	1.000
13 STAUSS, Wade	.256	9-9	39	4	10	2	0	1	3	15	.385	1	1	13	0	.293	0	0	0-0	56	3	0	1.000
9 WILBER, Tyler	.229	9-9	35	7	8	1	0	2	3	15	.429	4	0	5	1	.300	1	1	1-1	13	24	2	.949
16 LEEPER, Peyton	.188	9-9	32	4	6	0	0	0	1	6	.188	5	3	8	0	.350	0	0	1-2	5	19	4	.857
19 WRIGHT, Danny	.143	9-9	35	6	5	0	0	1	8	8	.229	3	1	9	0	.220	2	1	2-2	19	1	1	.952
-----																							
23 GRABER, Brett	.750	2-1	4	1	3	1	0	0	0	4	1.000	1	0	1	0	.800	0	0	0-1	3	0	0	1.000
1 MASON, Jevon	.458	7-5	24	3	11	1	0	0	4	12	.500	2	0	5	0	.481	1	0	0-1	9	0	1	.900
10 ANDREWS, Lincoln	.375	3-2	8	1	3	0	0	0	1	3	.375	0	0	2	0	.375	0	0	0-0	0	0	0	.000
2 BASLER, Connor	.172	9-9	29	3	5	2	0	0	6	7	.241	4	1	7	0	.294	0	1	2-3	16	27	3	.935
8 STAUSS, Ty	.158	6-5	19	2	3	1	0	0	0	4	.211	3	0	3	0	.273	0	1	1-1	7	0	1	.875
14 SPERLING, Danny	.000	3-2	6	0	0	0	0	0	0	0	.000	1	0	1	0	.143	0	0	0-0	0	0	0	.000
4 ZIVIC, Braxton	.000	4-2	4	3	0	0	0	0	1	0	.000	4	0	3	0	.500	0	1	2-2	1	0	0	1.000
5 JACOBSEN, Noah	.000	2-1	3	0	0	0	0	0	0	0	.000	0	1	2	0	.250	0	0	0-1	2	0	0	1.000
Totals	.248	9	314	46	78	12	0	4	39	102	.325	33	7	68	3	.329	5	5	14-19	252	96	14	.961
Opponents	.274	9	332	52	91	22	3	4	49	131	.395	30	5	84	3	.340	4	3	10-15	256	111	12	.968

LOB - Team (62), Opp (70). DPs turned - Team (7), Opp (7). Picked off - GRABER, B. 1, KECK, A. 1.

**(OVC games only Sorted by Earned run avg)**

Player	era	w-l	app	gs	cg	sho	sv	ip	h	r	er	bb	so	2b	3b	hr	b/avg	wp	hp	bks	sfa	sha
25 DODD, Dylan	2.29	2-1	3	3	0	0/0	0	19.2	17	9	5	5	26	3	1	0	.221	4	1	0	0	1
7 MILLER, Kyle	6.00	1-1	3	3	0	0/0	0	15.0	21	13	10	6	13	8	1	1	.333	1	1	0	2	1
18 NIZNIK, Noah	6.32	0-1	3	3	0	0/0	0	15.2	21	12	11	8	7	4	0	1	.328	0	0	0	1	1
-----																						
44 PEREGO, Matt	0.00	0-0	2	0	0	0/0	0	2.2	3	0	0	1	3	0	0	0	.300	1	0	0	0	0
36 KOSSINA, Joey	0.00	0-0	1	0	0	0/0	0	1.1	1	0	0	0	2	1	0	0	.200	1	0	0	0	0
26 WILMA, Collin	1.17	0-0	2	0	0	0/0	0	7.2	5	1	1	0	5	1	0	1	.192	3	2	0	0	0
31 CISNEROS, Blake	3.86	1-0	5	0	0	0/0	1	4.2	1	2	2	2	5	0	0	0	.067	1	0	0	0	0
33 GROSSIUS, Bryce	4.91	0-0	2	0	0	0/0	0	3.2	4	2	2	1	6	1	0	1	.267	1	0	0	0	0
27 WILLIAMS, Austin	5.79	0-1	4	0	0	0/0	2	4.2	7	3	3	2	8	3	0	0	.333	1	0	0	0	0
38 MALENFANT, Hayden	6.00	0-0	2	0	0	0/0	0	3.0	1	3	2	2	0	0	0	0	.111	0	0	0	1	0
24 RAUSCH, Fischer	6.75	0-0	3	0	0	0/0	0	4.0	3	3	3	2	5	1	1	0	.200	1	1	1	0	0
37 RALLS, Hunter	18.00	1-0	2	0	0	0/0	0	2.0	7	4	4	1	4	0	0	0	.583	1	0	0	0	0
Totals	4.61	5-4	9	9	0	0/0	3	84.0	91	52	43	30	84	22	3	4	.274	15	5	1	4	3
Opponents	3.59	4-5	9	9	0	0/0	2	85.1	78	46	34	33	68	12	0	4	.248	8	7	0	5	5

PB - Team (2), KECK, A. 1, STAUSS, W. 1, Opp (2). Pickoffs - Team (2), RALLS, H. 1, NIZNIK, N. 1, Opp (2). SBA/ATT - KECK, A. (6-11), MILLER, K. (2-4), WILMA, C. (2-4), STAUSS, W. (4-4), WILLIAMS, A. (2-2), DODD, D. (2-2), MALENFANT, H (0-1), GROSSIUS, B. (1-1), PEREGO, M. (1-1).



## 2021 Results

Date	Opponent	Score	Inns	Overall	OVC	Pitcher of record	Attend	Time
02-19-21	at South Alabama	w 4-2	9	1-0-0	0-0-0	DODD, D. (W 1-0)	665	2:55
02-20-21	at South Alabama	L 5-6	9	1-1-0	0-0-0	CISNEROS, B. (L 0-1)	751	3:35
02-21-21	at South Alabama	w 8-6	(10)	2-1-0	0-0-0	CISNEROS, B. (W 1-0)	785	3:40
02-25-21	at #2 Arkansas	L 5-6	(10)	2-2-0	0-0-0	MILLER, K. (L 0-1)	4218	3:22
02-26-21	at #2 Arkansas	L 3-7	9	2-3-0	0-0-0	NIZNIK, N. (L 0-1)	4218	2:41
02-27-21	at #2 Arkansas	L 3-9	9	2-4-0	0-0-0	VOGT, R. (L 0-1)	4218	3:15
02-28-21	at #2 Arkansas	L 4-11	5	2-5-0	0-0-0	WILLIAMS, A. (L 0-1)	4218	2:57
03-05-21	ILLINOIS STATE	w 4-3	(10)	3-5-0	0-0-0	CISNEROS, B. (W 2-1)	225	3:28
03-06-21	ILLINOIS STATE-1	w 5-1	7	4-5-0	0-0-0	NIZNIK, N. (W 1-1)	467	1:55
03-06-21	ILLINOIS STATE-2	L 1-13	7	4-6-0	0-0-0	KOSSINA, J. (L 0-1)	622	2:10
03-07-21	ILLINOIS STATE	w 8-1	9	5-6-0	0-0-0	MILLER, K. (W 1-1)	244	2:13
*03-12-21	at SIUE	L 2-6	9	5-7-0	0-1-0	DODD, D. (L 1-1)	50	2:26
*03-13-21	at SIUE-1	w 6-3	(10)	6-7-0	1-1-0	RALLS, H. (W 1-0)	-	3:21
*03-13-21	at SIUE-2	w 6-4	9	7-7-0	2-1-0	MILLER, K. (W 2-1)	50	2:24
03-16-21	at Saint Louis	w 8-6	9	8-7-0	2-1-0	GROSSIUS, B. (W 1-0)	85	3:31
*03-19-21	AUSTIN PEAY	w 6-3	9	9-7-0	3-1-0	DODD, D. (W 2-1)	205	2:38
*03-20-21	AUSTIN PEAY-1	w 6-5	(11)	10-7-0	4-1-0	CISNEROS, B. (W 3-1)	435	
*03-20-21	AUSTIN PEAY-2	L 11-12	(12)	10-8-0	4-2-0	WILLIAMS, A. (L 0-2)	425	4:35
03-24-21	#22 SOUTHERN ILLINOIS	L 4-21	9	10-9-0	4-2-0	RALLS, H. (L 1-1)	247	4:02
*03-26-21	at Eastern Illinois	w 3-2	9	11-9-0	5-2-0	DODD, D. (W 3-1)	85	2:36
*03-27-21	at Eastern Illinois-1	L 2-9	9	11-10-0	5-3-0	MILLER, K. (L 2-2)	103	3:00
*03-27-21	at Eastern Illinois-2	L 4-8	9	11-11-0	5-4-0	NIZNIK, N. (L 1-2)	107	2:40
03-30-21	MISSOURI STATE	L 8-9	(10)	11-12-0	5-4-0	WILLIAMS, A. (L 0-3)	115	3:35

() extra inning game



# SOUTHEAST MISSOURI BASEBALL NOTES // JACKSONVILLE STATE

## 2021 Season/Career Statistics

Record: 11-12 Home: 5-4 Away: 6-8 OVC: 5-4

Player	SEASON													CAREER													
	Avg	G-GS	AB	R	H	2B	3B	HR	RBI	BB	Hbp	SO	Sb-Att	Avg	G-GS	AB	R	H	2B	3B	HR	RBI	BB	Hbp	SO	Sb-Att	
9 WILBER, Tyler	.352	23-23	88	14	31	3	0	3	16	9	3	15	3-3	.380	95-95	366	83	139	31	4	8	68	57	10	47	7-11	
12 KECK, Andrew	.267	23-23	90	16	24	3	0	2	9	12	0	14	10-11	.291	87-84	313	49	91	17	1	6	53	35	2	65	27-32	
22 BLAZEVIC, Austin	.261	23-23	92	12	24	3	1	1	11	5	1	13	0-0	.271	74-73	284	42	77	11	2	4	48	20	7	41	6-9	
10 ANDREWS, Lincoln	.255	17-15	51	4	13	1	0	1	8	2	0	17	0-0	.200	28-22	80	7	16	1	1	1	8	4	1	29	0-0	
13 STAUSS, Wade	.222	19-18	72	9	16	2	0	4	12	8	4	29	0-0	.221	95-86	303	48	67	15	1	15	56	51	17	120	2-5	
16 LEEPER, Peyton	.221	23-23	77	18	17	2	3	0	6	20	4	19	3-4	.183	35-31	104	21	19	2	3	0	6	25	5	30	3-5	
2 BASLER, Connor	.205	23-23	73	7	15	4	0	1	15	8	1	17	6-7	.240	201-196	682	127	164	30	3	1	76	85	26	142	48-59	
19 WRIGHT, Danny	.190	22-20	79	15	15	0	1	1	12	8	2	20	6-7	.294	192-184	725	137	213	29	7	11	117	87	32	154	40-51	
8 STAUSS, Ty	.189	18-16	53	5	10	2	0	0	3	9	1	13	3-3	.189	18-16	53	5	10	2	0	0	3	9	1	13	3-3	
<hr/>																											
1 MASON, Jevon	.395	14-11	43	8	17	1	0	0	6	8	2	11	2-5	.395	14-11	43	8	17	1	0	0	6	8	2	11	2-5	
23 GRABER, Brett	.385	8-2	13	3	5	1	0	0	0	1	0	6	0-1	.385	8-2	13	3	5	1	0	0	0	1	0	6	0-1	
4 ZIVIC, Braxton	.143	9-5	14	4	2	0	0	0	1	5	0	7	3-3	.143	9-5	14	4	2	0	0	0	1	5	0	7	3-3	
14 SPERLING, Danny	.100	5-2	10	1	1	0	0	0	2	1	0	2	0-0	.100	5-2	10	1	1	0	0	0	2	1	0	2	0-0	
5 JACOBSEN, Noah	.000	8-3	10	0	0	0	0	0	1	0	1	6	0-1	.000	8-3	10	0	0	0	0	0	1	0	1	6	0-1	
Totals	.248	23-23	765	116	190	22	5	13	102	96	19	189	36-45														
Opponents	.288	23-23	806	153	232	53	4	24	139	88	18	200	27-34														

(All games Sorted by Earned run avg)

(All games Sorted by Earned run avg)																										
Player	SEASON													CAREER												
	ERA	W-L	App	GS	CG	Sho	Sv	IP	H	R	ER	BB	SO	ERA	W-L	App	GS	CG	Sho	Sv	IP	H	R	ER	BB	SO
25 DODD, Dylan	2.33	3-1	6	6	0	0	0	38.2	31	15	10	9	52	4.14	9-7	24	24	1	1	0	141.1	134	72	65	38	165
7 MILLER, Kyle	4.44	2-2	7	4	0	0	1	24.1	31	15	12	10	22	4.44	2-2	7	4	0	0	1	24.1	31	15	12	10	22
18 NIZNIK, Noah	4.81	1-2	6	6	1	0	0	33.2	38	21	18	12	20	3.94	7-6	23	23	3	1	0	118.2	118	59	52	35	84
17 SAWYERS, Jon	0.00	0-0	1	0	0	0	0	1.0	2	0	0	1	1	0.00	0-0	1	0	0	0	0	1.0	2	0	0	1	1
21 HOFFMANN, Josh	0.00	0-0	1	0	0	0	0	0.1	2	0	0	0	0	0.00	0-0	1	0	0	0	0	0.1	2	0	0	0	0
26 WILMA, Collin	2.08	0-0	3	0	0	0	0	8.2	6	2	2	1	6	5.67	1-0	7	3	0	0	0	27.0	29	17	17	6	25
24 RAUSCH, Fischer	4.50	0-0	6	0	0	0	0	8.0	5	4	4	4	12	4.50	0-0	6	0	0	0	0	8.0	5	4	4	4	12
31 CISNEROS, Blake	5.06	3-1	11	0	0	0	1	10.2	5	6	6	6	11	5.88	4-5	39	2	0	0	1	49.0	53	37	32	23	42
32 O'DONNELL, Connery	6.00	0-0	3	0	0	0	0	3.0	2	3	2	5	2	6.00	0-0	3	0	0	0	0	3.0	2	3	2	5	2
36 KOSSINA, Joey	7.71	0-1	5	1	0	0	0	7.0	11	6	6	2	7	7.71	0-1	5	1	0	0	0	7.0	11	6	6	2	7
27 WILLIAMS, Austin	7.80	0-3	10	1	0	0	3	15.0	21	14	13	4	19	7.80	0-3	10	1	0	0	3	15.0	21	14	13	4	19
44 PEREGO, Matt	8.10	0-0	6	0	0	0	0	6.2	10	6	6	4	5	8.10	0-0	6	0	0	0	0	6.2	10	6	6	4	5
33 GROSSIUS, Bryce	9.45	1-0	9	1	0	0	0	20.0	29	22	21	10	22	9.45	1-0	9	1	0	0	0	20.0	29	22	21	10	22
37 RALLS, Hunter	9.49	1-1	9	2	0	0	1	12.1	20	14	13	5	15	9.49	1-1	9	2	0	0	1	12.1	20	14	13	5	15
38 MALENFANT, Hayden	10.12	0-0	4	0	0	0	0	5.1	3	8	6	5	2	7.07	0-1	9	0	0	0	0	14.0	12	13	11	7	6
20 VOGT, Ryan	14.40	0-1	4	2	0	0	0	5.0	9	8	8	5	3	14.40	0-1	4	2	0	0	0	5.0	9	8	8	5	3
15 KARALL, Joseph	48.60	0-0	4	0	0	0	0	1.2	7	9	9	5	1	48.60	0-0	4	0	0	0	0	1.2	7	9	9	5	1
Totals	6.08	11-12	23	23	1	0	6	201.1	232	153	136	88	200													
Opponents	4.26	12-11	23	23	1	0	3	205.0	190	116	97	96	189													

**Multiple-Hit Games**

Player	2	3	4	5+	Total
Tyler Wilber	6	3	-	-	9
Austin Blazevec	6	1	-	-	7
Jevon Mason	2	3	-	-	5
Wade Stauss	4	-	-	-	4
Andrew Keck	3	1	-	-	4
Connor Basler	4	-	-	-	4
Lincoln Andrews	4	-	-	-	4
Peyton Leeper	3	-	-	-	3
Ty Stauss	2	-	-	-	2
Danny Wright	1	1	-	-	2
Brett Graber	1	-	-	-	1

**Multiple-RBI Games**

Player	2	3	4	5+	Total
Connor Basler	2	1	1	-	4
Wade Stauss	2	1	1	-	4
Tyler Wilber	1	1	1	-	3
Austin Blazevec	-	2	-	-	2
Danny Wright	1	1	-	-	2
Ty Stauss	1	-	-	-	1
Lincoln Andrews	1	-	-	-	1
Andrew Keck	1	-	-	-	1
Jevon Mason	1	-	-	-	1

**Inning-by-Inning Summary**

Inning	SEMO	Opp.
First	13	21
Second	9	20
Third	20	16
Fourth	14	24
Fifth	7	11
Sixth	7	18
Seventh	8	18
Eighth	17	4
Ninth	12	16
Extra Innings	9	5
Total	116	153

**Inning-by-Inning Summary (OVC Games)**

Inning	SEMO	Opp.
First	6	8
Second	5	4
Third	6	5
Fourth	6	6
Fifth	0	3
Sixth	2	10
Seventh	1	12
Eighth	9	0
Ninth	7	3
Extra Innings	4	1
Total	46	52

**Current Hitting Streaks**

Player	Games	Started
Jevon Mason	6	3/20

**Current Reached Base Streaks**

Player	Games	Started
Andrew Keck	11	3/12
Peyton Leeper	8	3/16
Austin Blazevec	7	3/19
Jevon Mason	6	3/20

**Career Multiple-Hit Games**

Player	2	3	4	5+	Total
Danny Wright	32	25	-	-	57
Tyler Wilber	30	11	4	-	45
Connor Basler	30	3	3	-	36
Andrew Keck	21	3	2	-	26
Austin Blazevec	21	2	-	-	23
Wade Stauss	13	1	1	-	15
Jevon Mason	2	3	-	-	5
Lincoln Andrews	4	-	-	-	4
Peyton Leeper	3	-	-	-	3
Ty Stauss	2	-	-	-	2
Brett Graber	1	-	-	-	1

**Career Multiple-RBI Games**

Player	2	3	4	5+	Total
Danny Wright	14	5	2	3	24
Wade Stauss	14	2	1	1	18
Andrew Keck	12	4	-	-	16
Connor Basler	7	4	3	-	14
Tyler Wilber	7	3	1	2	13
Austin Blazevec	3	7	1	-	11
Lincoln Andrews	1	-	-	-	1
Ty Stauss	1	-	-	-	1
Jevon Mason	1	-	-	-	1

**00 Jeb Callaghan**

2021 Season/Career-Highs

Innings Pitched.....	-
Fewest Hits.....	-
Most Hits.....	-
Fewest Runs.....	-
Most Runs.....	-
Fewest Walks.....	-
Strikeouts.....	-

**1 Jevon Mason**

2021 Season/Career-Highs

At-Bats.....	5, 5x, last vs. Missouri State (3/30/21)
Runs.....	2, 3x, last vs. Missouri State (3/30/21)
Hits.....	3, 3x, last vs. Missouri State (3/30/21)
Doubles.....	1, at Eastern Illinois (3/27/21)
Triples.....	-
Home Runs.....	-
RBI.....	2, vs. Austin Peay (3/20/21)
Stolen Bases.....	2, at Arkansas (2/28/21)

**2 Connor Basler**

2021 Season-Highs

At-Bats.....	5, 2x, last vs. Missouri State (3/30)
Runs.....	2, vs. Missouri State (3/30)
Hits.....	2, 4x, last vs. Missouri State (3/30)
Doubles.....	1, 4x, last at Eastern Illinois (3/26)
Triples.....	-
Home Runs.....	1, vs. Missouri State (3/30)
RBI.....	3, vs. Austin Peay (3/20)
Stolen Bases.....	2, at South Alabama (2/21)

Career-Highs

At-Bats.....	6, 2x, last vs. Eastern Kentucky (5/10/19)
Runs.....	3, 3x, last vs. Purdue Fort Wayne (3/2/19)
Hits.....	4, 3x, last vs. Tennessee Tech (4/19/19)
Doubles.....	2, 2x, last at Austin Peay (3/31/18)
Triples.....	1, 3x, last at Belmont (5/3/19)
Home Runs.....	1, vs. Missouri State (3/30/21)
RBI.....	4, vs. Murray State (4/21/18)
Stolen Bases.....	2, 9x, last at South Alabama (2/21)

**4 Braxton Zivic**

2021 Season/Career-Highs

At-Bats.....	3, at Arkansas (2/25/21)
Runs.....	1, 4x, last vs. Austin Peay (3/20/21)
Hits.....	1, 2x, last at Arkansas (2/27/21)
Doubles.....	-
Triples.....	-
Home Runs.....	-
RBI.....	1, vs. Austin Peay (3/20/21)
Stolen Bases.....	2, vs. Austin Peay (3/19/21)

**5 Noah Jacobsen**

2021 Season/Career-Highs

At-Bats.....	4, at South Alabama (2/19)
Runs.....	-
Hits.....	-
Doubles.....	-
Triples.....	-
Home Runs.....	-
RBI.....	1, at South Alabama (2/19)
Stolen Bases.....	-

**7 Kyle Miller**

2021 Season/Career-Highs

Innings Pitched.....	6.1, at SIU Edwardsville (3/13/21)
Fewest Hits.....	1, 2x, last at South Alabama (2/20/21)
Most Hits.....	9, vs. Austin Peay (3/20/21)
Fewest Runs.....	0, 2x, last at South Alabama (2/20/21)
Most Runs.....	5, vs. Austin Peay (3/20/21)
Fewest Walks.....	0, 2x, last at SIU Edwardsville (3/13/21)
Strikeouts.....	7, at SIU Edwardsville (3/13/21)

**8 Ty Stauss**

2021 Season/Career-Highs

At-Bats.....	5, at SIU Edwardsville (3/13/21)
Runs.....	2, vs. Illinois State (3/7/21)
Hits.....	2, 2x, last vs. Illinois State (3/7/21)
Doubles.....	1, 2x, last vs. Austin Peay (3/20/21)
Triples.....	-
Home Runs.....	-
RBI.....	2, at Arkansas (2/28/21)
Stolen Bases.....	1, 3x, last vs. Austin Peay (3/19/21)

**9 Tyler Wilber**

2021 Season-Highs

At-Bats.....	6, vs. Austin Peay (3/20)
Runs.....	2, 3x, last at SIU Edwardsville (3/13)
Hits.....	3, 3x, last vs. Missouri State (3/30)
Doubles.....	1, 3x, last vs. Missouri State (3/30)
Triples.....	-
Home Runs.....	1, 2x, last at Saint Louis (3/16)
RBI.....	4, at Saint Louis (3/16)
Stolen Bases.....	1, 3x, last vs. Missouri State (3/30)

Career-Highs

At-Bats.....	6, 4x, last vs. Austin Peay (3/20/21)
Runs.....	3, 5x, last at UT Martin (3/7/20)
Hits.....	4, 4x, last at UT Martin (3/7/20)
Doubles.....	2, 3x, last vs. Ohio (2/29/20)
Triples.....	1, 4x, last vs. Northern Illinois (2/22/20)
Home Runs.....	1, 7x, last at Saint Louis (3/16/21)
RBI.....	6, at UT Martin (3/6/20)
Stolen Bases.....	1, 7x, last vs. Missouri State (3/30/21)

**10 Lincoln Andrews**

2021 Season-Highs

At-Bats.....	5, 2x, last at Arkansas (2/25)
Runs.....	1, 4x, last vs. Missouri State (3/30)
Hits.....	2, 4x, last vs. Missouri State (3/30)
Doubles.....	1, at South Alabama (2/20)
Triples.....	-
Home Runs.....	1, vs. Illinois State (3/6)
RBI.....	2, at South Alabama (2/19)
Stolen Bases.....	-

Career-Highs

At-Bats.....	5, 3x, last at Arkansas (2/25/21)
Runs.....	1, 7x, last vs. Missouri State (3/30/21)
Hits.....	2, 4x, last vs. Missouri State (3/30/21)
Doubles.....	1, at South Alabama (2/20/21)
Triples.....	1, at UT Martin (3/7/20)
Home Runs.....	1, vs. Illinois State (3/6/21)
RBI.....	2, at South Alabama (2/19/20)
Stolen Bases.....	-



## 11 Rance Pittman

2021 Season-Highs

Innings Pitched.....	-
Fewest Hits.....	-
Most Hits.....	-
Fewest Runs.....	-
Most Runs.....	-
Fewest Walks.....	-
Strikeouts.....	-

Career-Highs

Innings Pitched.....	2.0, at Southern Illinois (3/11/20)
Fewest Hits.....	0, vs. Ohio (2/29/20)
Most Hits.....	4, at Arkansas State (3/3/20)
Fewest Runs.....	0, 4x, last at Southern Illinois (3/11/20)
Most Runs.....	1, 2x, last at Arkansas State (3/3/20)
Fewest Walks.....	0, 5x, last at Southern Illinois (3/11/20)
Strikeouts.....	2, at Arkansas State (3/3/20)

## 12 Andrew Keck

2021 Season-Highs

At-Bats.....	6, vs. Austin Peay (3/20)
Runs.....	2, 4x, last vs. Austin Peay (3/20)
Hits.....	3, at South Alabama (2/21)
Doubles.....	1, 3x, last at Eastern Illinois (3/27)
Trips.....	-
Home Runs.....	1, 2x, last at Arkansas (2/27)
RBI.....	2, at South Alabama (2/21)
Stolen Bases.....	2, 3x, last at SIU Edwardsville (3/13)

Career-Highs

At-Bats.....	6, 2x, last vs. Austin Peay (3/20/21)
Runs.....	2, 9x, last vs. Austin Peay (3/20/21)
Hits.....	4, 2x, last vs. Northern Illinois (2/22/20)
Doubles.....	2, at Belmont (5/5/19)
Trips.....	1, vs. Eastern Kentucky (5/10/19)
Home Runs.....	1, 6x, last at Arkansas (2/27/21)
RBI.....	3, 4x, last vs. Ohio (2/29/20)
Stolen Bases.....	2, 6x, last at SIU Edwardsville (3/13/21)

## 13 Wade Stauss

2021 Season-Highs

At-Bats.....	7, vs. Austin Peay (3/20)
Runs.....	2, at Saint Louis (3/16)
Hits.....	2, 4x, last vs. Austin Peay (3/20)
Doubles.....	1, 2x, last at Eastern Illinois (3/26)
Trips.....	-
Home Runs.....	1, 4x, last vs. Austin Peay (3/20)
RBI.....	4, vs. Illinois State (3/7)
Stolen Bases.....	-

Career-Highs

At-Bats.....	7, vs. Austin Peay (3/20/21)
Runs.....	3, vs. Purdue Fort Wayne (3/2/19)
Hits.....	4, at UT Martin (3/17/18)
Doubles.....	2, at UT Martin (3/6/20)
Trips.....	1, vs. Western Illinois (2/23/19)
Home Runs.....	1, 15x, last vs. Austin Peay (3/20/21)
RBI.....	5, vs. South Dakota State (3/2/18)
Stolen Bases.....	1, 2x, last vs. Eastern Illinois (4/8/18)

## 14 Danny Sperling

2021 Season/Career-Highs

At-Bats.....	2, 2x, last vs. Southern Illinois (3/24)
Runs.....	1, vs. Missouri State (3/30)
Hits.....	1, vs. Southern Illinois (3/24)
Doubles.....	-
Trips.....	-
Home Runs.....	-
RBI.....	1, vs. Missouri State (3/30)
Stolen Bases.....	-

## 15 Joseph Karall

2021 Season/Career-Highs

Innings Pitched.....	1.0, at Arkansas (2/27/21)
Fewest Hits.....	0, at Arkansas (2/26/21)
Most Hits.....	3, vs. Southern Illinois (3/24/21)
Fewest Runs.....	0, 2x, last at Arkansas (2/27/21)
Most Runs.....	7, vs. Southern Illinois (3/24/21)
Fewest Walks.....	0, 2x, last at Arkansas (2/27/21)
Strikeouts.....	1, at Arkansas (2/27/21)

## 16 Peyton Leeper

2021 Season-Highs

At-Bats.....	5, 3x, last vs. Missouri State (3/30)
Runs.....	2, 5x, last vs. Austin Peay (3/20)
Hits.....	2, 3x, last vs. Missouri State (3/30)
Doubles.....	1, 2x, last vs. Missouri State (3/30)
Trips.....	1, 3x, last vs. Illinois State (3/6)
Home Runs.....	-
RBI.....	1, 6x, last vs. Southern Illinois (3/24)
Stolen Bases.....	1, 3x, last at Eastern Illinois (3/26)

Career-Highs

At-Bats.....	5, 3x, last vs. Missouri State (3/30/21)
Runs.....	3, at UT Martin (3/7/20)
Hits.....	2, 3x, last vs. Missouri State (3/30/21)
Doubles.....	1, 2x, last vs. Missouri State (3/30/21)
Trips.....	1, 3x, last vs. Illinois State (3/6/21)
Home Runs.....	-
RBI.....	1, 6x, last vs. Southern Illinois (3/24/21)
Stolen Bases.....	1, 3x, last at Eastern Illinois (3/26/21)

## 17 Jon Sawyers

2021 Season/Career-Highs

Innings Pitched.....	1.0, vs. Southern Illinois (3/24/21)
Fewest Hits.....	2, vs. Southern Illinois (3/24/21)
Most Hits.....	2, vs. Southern Illinois (3/24/21)
Fewest Runs.....	0, vs. Southern Illinois (3/24/21)
Most Runs.....	-
Fewest Walks.....	1, vs. Southern Illinois (3/24/21)
Strikeouts.....	1, vs. Southern Illinois (3/24/21)

## 18 Noah Niznik

2021 Season-Highs

Innings Pitched.....	7.0, 2x, last vs. Austin Peay (3/20)
Fewest Hits.....	3, at South Alabama (2/20)
Most Hits.....	8, 2x, last at SIU Edwardsville (3/13)
Fewest Runs.....	1, vs. Illinois State (3/6)
Most Runs.....	7, at Eastern Illinois (3/27)
Fewest Walks.....	0, 2x, last vs. Illinois State (3/6)
Strikeouts.....	6, at Arkansas (2/26)

Career-Highs

Innings Pitched.....	7.0, 4x, last vs. Austin Peay (3/20/21)
Fewest Hits.....	2, vs. Purdue Fort Wayne (3/2/19)
Most Hits.....	8, 3x, last at SIU Edwardsville (3/13/21)
Fewest Runs.....	0, 4x, last vs. Ohio (2/29/20)
Most Runs.....	7, 2x, last at Eastern Illinois (3/27/21)
Fewest Walks.....	0, 6x, last vs. Illinois State (3/6/21)
Strikeouts.....	7, 2x, last vs. UT Martin (3/10/19)

## 19 Danny Wright

2021 Season-Highs

At-Bats.....	6, vs. Austin Peay (3/20)
Runs.....	3, vs. Illinois State (3/7)
Hits.....	3, vs. Illinois State (3/7)
Doubles.....	-
Trips.....	1, vs. Missouri State (3/30)
Home Runs.....	1, vs. Austin Peay (3/20)
RBI.....	3, at Arkansas (2/25)
Stolen Bases.....	1, 6x, last vs. Missouri State (3/30)

Career-Highs

At-Bats.....	7, vs. Northern Illinois (2/22/20)
Runs.....	3, 3x, last vs. Illinois State (3/7/21)
Hits.....	3, 25x, last vs. Illinois State (3/7/21)
Doubles.....	2, 2x, last vs. Northern Illinois (2/23/20)
Trips.....	1, 7x, last vs. Missouri State (3/30/21)
Home Runs.....	1, 11x, last vs. Austin Peay (3/20/21)
RBI.....	5, 2x, last at UT Martin (3/7/20)
Stolen Bases.....	2, 2x, last vs. Ohio (2/29/20)

## 20 Ryan Vogt

2021 Season/Career-Highs

Innings Pitched.....	3.0, at South Alabama (2/21/21)
Fewest Hits.....	1, vs. Southern Illinois (3/24/21)
Most Hits.....	3, 2x, last at Saint Louis (3/16/21)
Fewest Runs.....	1, vs. Southern Illinois (3/24/21)
Most Runs.....	3, at Arkansas (2/27/21)
Fewest Walks.....	0, at Saint Louis (3/16/21)
Strikeouts.....	2, at South Alabama (2/21/21)

## 21 Josh Hoffmann

2021 Season/Career-Highs

Innings Pitched.....	0.1, vs. Missouri State (3/30/21)
Fewest Hits.....	2, vs. Missouri State (3/30/21)
Most Hits.....	2, vs. Missouri State (3/30/21)
Fewest Runs.....	0, vs. Missouri State (3/30/21)
Most Runs.....	-
Fewest Walks.....	0, vs. Missouri State (3/30/21)
Strikeouts.....	-

## 22 Austin Blazeovic

2021 Season-Highs

At-Bats.....	7, vs. Austin Peay (3/20)
Runs.....	2, 2x, last at South Alabama (2/21)
Hits.....	3, vs. Austin Peay (3/20)
Doubles.....	1, 3x, last at Eastern Illinois (3/26)
Trips.....	1, at Arkansas (2/25)
Home Runs.....	1, at Arkansas (2/28)
RBI.....	3, 2x, last at SIU Edwardsville (3/13)
Stolen Bases.....	-

Career-Highs

At-Bats.....	7, vs. Austin Peay (3/20/21)
Runs.....	4, vs. Purdue Fort Wayne (3/2/19)
Hits.....	3, 2x, last vs. Austin Peay (3/20/21)
Doubles.....	1, 11x, last at Eastern Illinois (3/26/21)
Trips.....	1, 2x, last at Arkansas (2/25/21)
Home Runs.....	1, 4x, last at Arkansas (2/28/21)
RBI.....	4, vs. Western Michigan (2/17/19)
Stolen Bases.....	1, 6x, last at UT Martin (3/7/20)

## 23 Brett Graber

2021 Season/Career-Highs

At-Bats.....	4, at Saint Louis (3/16/21)
Runs.....	1, 3x, last vs. Missouri State (3/30/21)
Hits.....	2, at Eastern Illinois (3/27/21)
Doubles.....	1, at Eastern Illinois (3/27/21)
Trips.....	-
Home Runs.....	-
RBI.....	-
Stolen Bases.....	-

## 24 Fischer Rausch

2021 Season/Career-Highs

Innings Pitched.....	2.0, 2x, last at SIU Edwardsville (3/12/21)
Fewest Hits.....	0, 2x, last at Saint Louis (3/16/21)
Most Hits.....	2, at Eastern Illinois (3/27/21)
Fewest Runs.....	0, 3x, last at Saint Louis (3/16/21)
Most Runs.....	2, at Eastern Illinois (3/27/21)
Fewest Walks.....	0, 3x, last vs. Austin Peay (3/20/21)
Strikeouts.....	5, vs. Illinois State (3/6/21)



## 25 Dylan Dodd

2021 Season-Highs	
Innings Pitched.....	7.2, at Eastern Illinois (3/26)
Fewest Hits.....	3, 3x, last vs. Austin Peay (3/19)
Most Hits.....	8, vs. Illinois State (3/5)
Fewest Runs.....	1, at South Alabama (2/19)
Most Runs.....	4, at SIU Edwardsville (3/13)
Fewest Walks.....	1, 4x, last at Eastern Illinois (3/26)
Strikeouts.....	10, 2x, last at SIU Edwardsville (3/12)

Career-Highs	
Innings Pitched.....	9.0, vs. Ohio (2/28/20)
Fewest Hits.....	2, vs. Purdue Fort Wayne (3/1/19)
Most Hits.....	8, 2x, last vs. Illinois State (3/5/21)
Fewest Runs.....	0, 2x, last vs. Ohio (2/28/20)
Most Runs.....	8, at Murray State (4/12/19)
Fewest Walks.....	0, 4x, last vs. Ohio (2/28/20)
Strikeouts.....	15, vs. Ohio (2/28/20)

## 26 Collin Wilma

2021 Season-Highs	
Innings Pitched.....	4.0, vs. Austin Peay (3/20)
Fewest Hits.....	1, 2x, last vs. Austin Peay (3/20)
Most Hits.....	4, at Eastern Illinois (3/27)
Fewest Runs.....	0, vs. Austin Peay (3/20)
Most Runs.....	1, 2x, last at Eastern Illinois (3/27)
Fewest Walks.....	0, 2x, last at Eastern Illinois (3/27)
Strikeouts.....	5, vs. Austin Peay (3/20)

Career-Highs	
Innings Pitched.....	7.1, vs. Ohio (2/29/20)
Fewest Hits.....	1, 2x, last vs. Austin Peay (3/20/21)
Most Hits.....	9, at UT Martin (3/8/20)
Fewest Runs.....	0, vs. Austin Peay (3/20/21)
Most Runs.....	7, at UT Martin (3/8/20)
Fewest Walks.....	0, 3x, last at Eastern Illinois (3/27/21)
Strikeouts.....	6, vs. Northern Illinois (2/22/20)

## 27 Austin Williams

2021 Season/Career-Highs	
Innings Pitched.....	2.1, at Arkansas (2/25/21)
Fewest Hits.....	0, at Saint Louis (3/16/21)
Most Hits.....	4, at Arkansas (2/28/21)
Fewest Runs.....	0, 4x, last at Eastern Illinois (3/26/21)
Most Runs.....	3, 3x, last vs. Missouri State (3/30/21)
Fewest Walks.....	0, 8x, last vs. Missouri State (3/30/21)
Strikeouts.....	4, vs. Austin Peay (3/19/21)

## 28 Anthony Klein

2021 Season/Career-Highs	
Innings Pitched.....	-
Fewest Hits.....	-
Most Hits.....	-
Fewest Runs.....	-
Most Runs.....	-
Fewest Walks.....	-
Strikeouts.....	-

## 30 Adonis Forte

2021 Season-Highs	
At-Bats.....	-
Runs.....	-
Hits.....	-
Doubles.....	-
Triples.....	-
Home Runs.....	-
RBI.....	-
Stolen Bases.....	-

## 31 Blake Cisneros

2021 Season-Highs	
Innings Pitched.....	2.2, at South Alabama (2/21)
Fewest Hits.....	0, 7x, last at Eastern Illinois (3/27)
Most Hits.....	2, 2x, last vs. Missouri State (3/30)
Fewest Runs.....	0, 6x, last at Eastern Illinois (3/27)
Most Runs.....	2, vs. Missouri State (3/30)
Fewest Walks.....	0, 5x, last at Eastern Illinois (3/27)
Strikeouts.....	3, at South Alabama (2/21)

Career-Highs	
Innings Pitched.....	3.0, 2x, last vs. Austin Peay (3/24/19)
Fewest Hits.....	0, 14x, last at Eastern Illinois (3/27/21)
Most Hits.....	6, vs. Purdue Fort Wayne (3/1/19)
Fewest Runs.....	0, 16x, last at Eastern Illinois (3/27/21)
Most Runs.....	3, 4x, last vs. Northern Illinois (2/21/20)
Fewest Walks.....	0, 23x, last at Eastern Illinois (3/27/21)
Strikeouts.....	5, vs. McKendree (4/23/19)

## 32 Connery O'Donnell

2021 Season/Career-Highs	
Innings Pitched.....	1.1, 2x, last at Arkansas (2/28/21)
Fewest Hits.....	0, 2x, last vs. Southern Illinois (3/24/21)
Most Hits.....	2, at Arkansas (2/28/21)
Fewest Runs.....	0, vs. Southern Illinois (3/24/21)
Most Runs.....	2, at Arkansas (2/28/21)
Fewest Walks.....	1, 2x, last vs. Southern Illinois (3/24/21)
Strikeouts.....	1, 2x, last vs. Southern Illinois (3/24/21)

## 33 Bryce Grossius

2021 Season-Highs	
Innings Pitched.....	4.0, vs. Illinois State (3/6)
Fewest Hits.....	1, at South Alabama (2/19)
Most Hits.....	8, vs. Illinois State (3/6)
Fewest Runs.....	0, at SIU Edwardsville (3/13)
Most Runs.....	7, vs. Illinois State (3/6)
Fewest Walks.....	0, at SIU Edwardsville (3/13)
Strikeouts.....	5, at SIU Edwardsville (3/13)

Career-Highs	
Innings Pitched.....	4.0, 2x, last vs. Illinois State (3/6/21)
Fewest Hits.....	0, 10x, last at Arkansas State (3/3/20)
Most Hits.....	8, vs. Illinois State (3/6/21)
Fewest Runs.....	0, 12x, last at SIU Edwardsville (3/13/21)
Most Runs.....	7, vs. Illinois State (3/6/21)
Fewest Walks.....	0, 10x, last at SIU Edwardsville (3/13/21)
Strikeouts.....	5, at SIU Edwardsville (3/13/21)

## 34 Brandon McCabe

2021 Season/Career-Highs	
Innings Pitched.....	-
Fewest Hits.....	-
Most Hits.....	-
Fewest Runs.....	-
Most Runs.....	-
Fewest Walks.....	-
Strikeouts.....	-

## 35 Ryan Malzahn

2021 Season-Highs	
At-Bats.....	-
Runs.....	-
Hits.....	-
Doubles.....	-
Triples.....	-
Home Runs.....	-
RBI.....	-
Stolen Bases.....	-

## 36 Joey Kossina

2021 Season/Career-Highs	
Innings Pitched.....	3.0, at Arkansas (2/27/21)
Fewest Hits.....	1, 2x, last at Eastern Illinois (3/27/21)
Most Hits.....	5, vs. Illinois State (3/6/21)
Fewest Runs.....	0, 3x, last at Eastern Illinois (3/27/21)
Most Runs.....	4, vs. Illinois State (3/6/21)
Fewest Walks.....	0, 3x, last at Eastern Illinois (3/27/21)
Strikeouts.....	3, at Arkansas (2/27/21)

## 37 Hunter Ralls

2021 Season/Career-Highs	
Innings Pitched.....	3.0, 2x, last vs. Missouri State (3/30/21)
Fewest Hits.....	0, 2x, last at Saint Louis (3/16/21)
Most Hits.....	6, at Arkansas (2/28/21)
Fewest Runs.....	0, 4x, last vs. Missouri State (3/30/21)
Most Runs.....	6, at Arkansas (2/28/21)
Fewest Walks.....	0, 5x, last vs. Missouri State (3/30/21)
Strikeouts.....	5, vs. Illinois State (3/7/21)

## 38 Hayden Malenfant

2021 Season-Highs	
Innings Pitched.....	2.1, at Eastern Illinois (3/27)
Fewest Hits.....	0, 2x, last vs. Austin Peay (3/20)
Most Hits.....	2, vs. Southern Illinois (3/24)
Fewest Runs.....	0, 2x, last vs. Austin Peay (3/20)
Most Runs.....	5, vs. Southern Illinois (3/24)
Fewest Walks.....	0, vs. Austin Peay (3/20)
Strikeouts.....	1, 2x, last vs. Southern Illinois (3/24)

Career-Highs	
Innings Pitched.....	2.1, 2x, last at Eastern Illinois (3/27/21)
Fewest Hits.....	0, 4x, last vs. Austin Peay (3/20/21)
Most Hits.....	4, at UL Monroe (2/14/20)
Fewest Runs.....	0, 4x, last vs. Austin Peay (3/20/21)
Most Runs.....	5, vs. Southern Illinois (3/24/21)
Fewest Walks.....	0, 4x, last vs. Austin Peay (3/20/21)
Strikeouts.....	2, at UL Monroe (2/14/20)

## 44 Matt Perego

2021 Season/Career-Highs	
Innings Pitched.....	1.2, at SIU Edwardsville (3/13/21)
Fewest Hits.....	0, 2x, last vs. Austin Peay (3/20/21)
Most Hits.....	4, at Arkansas (2/27/21)
Fewest Runs.....	0, 3x, last vs. Austin Peay (3/20/21)
Most Runs.....	3, vs. Missouri State (3/30/21)
Fewest Walks.....	0, 3x, last vs. Missouri State (3/30/21)
Strikeouts.....	2, 2x, last vs. Missouri State (3/30/21)

## 55 Noah Stone

2021 Season/Career-Highs	
Innings Pitched.....	-
Fewest Hits.....	-
Most Hits.....	-
Fewest Runs.....	-
Most Runs.....	-
Fewest Walks.....	-
Strikeouts.....	-



## Game-by-Game Starting Lineups

Opponent	P	C	1B	2B	3B	SS	LF	CF	RF	DH
South Alabama	Dodd	W. Stauss	Blazevic	Basler	Leeper	Wilber	Keck	Wright	Jacobsen	Andrews
South Alabama	Niznik	W. Stauss	Blazevic	Basler	Leeper	Wilber	Keck	Wright	Jacobsen	Andrews
South Alabama	Vogt	W. Stauss	Blazevic	Basler	Leeper	Wilber	T. Stauss	Wright	Keck	Andrews
Arkansas	Dodd	Keck	Blazevic	Basler	Leeper	Wilber	T. Stauss	Wright	Zivic	Andrews
Arkansas	Niznik	Keck	Blazevic	Basler	Leeper	Wilber	T. Stauss	Wright	Zivic	Andrews
Arkansas	Vogt	Keck	Blazevic	Basler	Leeper	Wilber	T. Stauss	Wright	Mason	Andrews
Arkansas	Williams	Keck	Blazevic	Basler	Leeper	Wilber	T. Stauss	Wright	Mason	Andrews
Illinois State	Dodd	W. Stauss	Blazevic	Basler	Leeper	Wilber	T. Stauss	Mason	Keck	Andrews
Illinois State	Niznik	W. Stauss	Blazevic	Basler	Leeper	Wilber	T. Stauss	Mason	Keck	Andrews
Illinois State	Kossina	Keck	Blazevic	Basler	Leeper	Wilber	T. Stauss	Graber	Zivic	Andrews
Illinois State	Miller	W. Stauss	Blazevic	Basler	Leeper	Wilber	T. Stauss	Wright	Keck	Andrews
SIU Edwardsville	Dodd	W. Stauss	Blazevic	Basler	Leeper	Wilber	T. Stauss	Wright	Keck	Mason
SIU Edwardsville	Niznik	W. Stauss	Blazevic	Basler	Leeper	Wilber	T. Stauss	Wright	Keck	Andrews
SIU Edwardsville	Miller	Keck	Blazevic	Basler	Leeper	Wilber	T. Stauss	Wright	Jacobsen	W. Stauss
Saint Louis	Ralls	W. Stauss	Blazevic	Basler	Leeper	Wilber	T. Stauss	Wright	Keck	Andrews
Austin Peay	Dodd	W. Stauss	Blazevic	Basler	Leeper	Wilber	T. Stauss	Wright	Keck	Zivic
Austin Peay	Niznik	W. Stauss	Blazevic	Basler	Leeper	Wilber	T. Stauss	Wright	Keck	Sperling
Austin Peay	Miller	Keck	Blazevic	Basler	Leeper	Wilber	Zivic	Wright	Mason	W. Stauss
Southern Illinois	Ralls	W. Stauss	Blazevic	Basler	Leeper	Wilber	T. Stauss	Wright	Mason	Keck
Eastern Illinois	Dodd	W. Stauss	Blazevic	Basler	Leeper	Wilber	Mason	Wright	Keck	Sperling
Eastern Illinois	Miller	W. Stauss	Blazevic	Basler	Leeper	Wilber	Mason	Wright	Keck	Andrews
Eastern Illinois	Niznik	Keck	Blazevic	Basler	Leeper	Wilber	Graber	Wright	Mason	W. Stauss
Missouri State	Grossius	W. Stauss	Blazevic	Basler	Leeper	Wilber	Mason	Wright	Keck	Andrews
Jacksonville State										
Jacksonville State										
Jacksonville State										
Murray State										
Murray State										
Murray State										
UT Martin										
Tennessee Tech										
Tennessee Tech										
Tennessee Tech										
Missouri State										
Missouri State										
Missouri State										
Missouri State										
Austin Peay										
Belmont										
Belmont										
Belmont										
Eastern Kentucky										
Eastern Kentucky										
Eastern Kentucky										
Morehead State										
Morehead State										
Morehead State										
UT Martin										
UT Martin										
UT Martin										



## Game-by-Game Hitting

Opponent	AB	R	H	RBI	2B	3B	HR	BB	IBB	SB	CS	HBP	SAC	SE	GDP	K	PQ	A	E	Avg
<b>Southeast Missouri</b>	<b>31</b>	<b>4</b>	<b>7</b>	<b>4</b>	<b>1</b>	<b>0</b>	<b>0</b>	<b>3</b>	<b>0</b>	<b>1</b>	<b>1</b>	<b>2</b>	<b>3</b>	<b>0</b>	<b>1</b>	<b>10</b>	<b>27</b>	<b>10</b>	<b>0</b>	<b>.226</b>
South Alabama	31	2	5	2	2	0	1	2	0	1	0	0	0	1	0	13	27	10	3	.161
<b>Southeast Missouri</b>	<b>36</b>	<b>5</b>	<b>10</b>	<b>2</b>	<b>1</b>	<b>1</b>	<b>0</b>	<b>2</b>	<b>0</b>	<b>1</b>	<b>0</b>	<b>1</b>	<b>1</b>	<b>0</b>	<b>1</b>	<b>13</b>	<b>24</b>	<b>12</b>	<b>2</b>	<b>.254</b>
South Alabama	27	6	6	4	1	0	0	9	0	1	1	1	3	0	0	5	27	9	2	.190
<b>Southeast Missouri</b>	<b>39</b>	<b>8</b>	<b>11</b>	<b>7</b>	<b>1</b>	<b>0</b>	<b>2</b>	<b>5</b>	<b>0</b>	<b>5</b>	<b>0</b>	<b>0</b>	<b>1</b>	<b>2</b>	<b>0</b>	<b>13</b>	<b>30</b>	<b>14</b>	<b>0</b>	<b>.264</b>
South Alabama	30	6	8	6	1	0	1	6	0	1	0	1	4	1	1	7	30	9	2	.216
<b>Southeast Missouri</b>	<b>37</b>	<b>5</b>	<b>9</b>	<b>4</b>	<b>0</b>	<b>1</b>	<b>0</b>	<b>3</b>	<b>0</b>	<b>2</b>	<b>1</b>	<b>1</b>	<b>0</b>	<b>0</b>	<b>0</b>	<b>10</b>	<b>28</b>	<b>7</b>	<b>0</b>	<b>.259</b>
Arkansas	37	6	9	6	1	0	2	4	0	0	0	3	0	1	0	13	30	15	0	.224
<b>Southeast Missouri</b>	<b>31</b>	<b>3</b>	<b>5</b>	<b>3</b>	<b>0</b>	<b>0</b>	<b>0</b>	<b>6</b>	<b>0</b>	<b>2</b>	<b>0</b>	<b>0</b>	<b>0</b>	<b>0</b>	<b>0</b>	<b>8</b>	<b>24</b>	<b>6</b>	<b>0</b>	<b>.241</b>
Arkansas	32	7	8	7	0	1	4	0	0	1	0	3	0	0	0	7	27	12	9	.229
<b>Southeast Missouri</b>	<b>33</b>	<b>3</b>	<b>6</b>	<b>3</b>	<b>0</b>	<b>0</b>	<b>1</b>	<b>5</b>	<b>0</b>	<b>1</b>	<b>0</b>	<b>0</b>	<b>0</b>	<b>0</b>	<b>0</b>	<b>13</b>	<b>24</b>	<b>6</b>	<b>1</b>	<b>.232</b>
Arkansas	39	9	15	7	4	0	1	6	0	4	0	0	0	0	0	9	27	9	1	.260
<b>Southeast Missouri</b>	<b>19</b>	<b>4</b>	<b>4</b>	<b>4</b>	<b>0</b>	<b>0</b>	<b>1</b>	<b>5</b>	<b>0</b>	<b>5</b>	<b>0</b>	<b>0</b>	<b>0</b>	<b>0</b>	<b>0</b>	<b>6</b>	<b>12</b>	<b>5</b>	<b>2</b>	<b>.230</b>
Arkansas	25	11	12	9	6	0	3	4	0	2	0	0	0	0	0	3	15	8	0	.285
<b>Southeast Missouri</b>	<b>36</b>	<b>4</b>	<b>11</b>	<b>4</b>	<b>3</b>	<b>0</b>	<b>0</b>	<b>5</b>	<b>0</b>	<b>1</b>	<b>0</b>	<b>3</b>	<b>2</b>	<b>0</b>	<b>0</b>	<b>10</b>	<b>30</b>	<b>14</b>	<b>1</b>	<b>.240</b>
Illinois State	39	3	11	3	2	0	0	2	1	2	0	0	1	0	1	12	29	8	1	.285
<b>Southeast Missouri</b>	<b>23</b>	<b>5</b>	<b>6</b>	<b>5</b>	<b>0</b>	<b>1</b>	<b>2</b>	<b>3</b>	<b>0</b>	<b>0</b>	<b>1</b>	<b>0</b>	<b>0</b>	<b>1</b>	<b>0</b>	<b>5</b>	<b>21</b>	<b>10</b>	<b>1</b>	<b>.242</b>
Illinois State	29	1	8	1	2	0	0	0	0	0	0	0	0	0	1	4	18	6	1	.284
<b>Southeast Missouri</b>	<b>24</b>	<b>1</b>	<b>4</b>	<b>1</b>	<b>0</b>	<b>1</b>	<b>0</b>	<b>0</b>	<b>0</b>	<b>0</b>	<b>0</b>	<b>0</b>	<b>0</b>	<b>0</b>	<b>1</b>	<b>7</b>	<b>21</b>	<b>8</b>	<b>2</b>	<b>.236</b>
Illinois State	38	13	16	12	3	0	2	3	0	1	0	0	0	0	1	9	21	8	0	.300
<b>Southeast Missouri</b>	<b>31</b>	<b>8</b>	<b>11</b>	<b>8</b>	<b>1</b>	<b>0</b>	<b>1</b>	<b>3</b>	<b>0</b>	<b>0</b>	<b>0</b>	<b>0</b>	<b>1</b>	<b>0</b>	<b>0</b>	<b>4</b>	<b>27</b>	<b>8</b>	<b>0</b>	<b>.244</b>
Illinois State	34	1	8	1	1	0	1	1	0	0	0	0	0	0	0	8	24	12	1	.294
<b>Southeast Missouri</b>	<b>27</b>	<b>2</b>	<b>5</b>	<b>2</b>	<b>0</b>	<b>0</b>	<b>0</b>	<b>4</b>	<b>0</b>	<b>1</b>	<b>0</b>	<b>0</b>	<b>1</b>	<b>2</b>	<b>1</b>	<b>10</b>	<b>24</b>	<b>6</b>	<b>1</b>	<b>.243</b>
SIU Edwardsville	34	6	9	6	5	1	0	3	0	0	0	1	0	0	0	14	27	13	0	.291
<b>Southeast Missouri</b>	<b>35</b>	<b>6</b>	<b>7</b>	<b>5</b>	<b>0</b>	<b>0</b>	<b>0</b>	<b>6</b>	<b>0</b>	<b>3</b>	<b>0</b>	<b>1</b>	<b>1</b>	<b>1</b>	<b>0</b>	<b>7</b>	<b>30</b>	<b>9</b>	<b>0</b>	<b>.239</b>
SIU Edwardsville	40	3	13	3	1	0	0	5	0	1	0	0	0	1	1	13	30	13	0	.294
<b>Southeast Missouri</b>	<b>32</b>	<b>6</b>	<b>8</b>	<b>6</b>	<b>2</b>	<b>0</b>	<b>1</b>	<b>1</b>	<b>0</b>	<b>3</b>	<b>2</b>	<b>1</b>	<b>0</b>	<b>1</b>	<b>0</b>	<b>8</b>	<b>27</b>	<b>5</b>	<b>1</b>	<b>.240</b>
SIU Edwardsville	37	4	11	4	3	0	0	0	0	0	0	1	0	1	0	10	27	10	0	.294
<b>Southeast Missouri</b>	<b>34</b>	<b>8</b>	<b>7</b>	<b>7</b>	<b>1</b>	<b>0</b>	<b>1</b>	<b>6</b>	<b>0</b>	<b>2</b>	<b>0</b>	<b>3</b>	<b>1</b>	<b>0</b>	<b>1</b>	<b>5</b>	<b>27</b>	<b>8</b>	<b>0</b>	<b>.237</b>
Saint Louis	31	6	7	5	2	0	0	6	0	2	1	2	0	2	0	8	27	14	2	.290
<b>Southeast Missouri</b>	<b>28</b>	<b>6</b>	<b>5</b>	<b>5</b>	<b>1</b>	<b>0</b>	<b>0</b>	<b>8</b>	<b>0</b>	<b>3</b>	<b>0</b>	<b>0</b>	<b>0</b>	<b>0</b>	<b>1</b>	<b>6</b>	<b>27</b>	<b>11</b>	<b>4</b>	<b>.234</b>
Austin Peay	33	3	4	2	0	0	0	3	0	1	0	0	0	0	0	12	24	8	1	.280
<b>Southeast Missouri</b>	<b>39</b>	<b>6</b>	<b>10</b>	<b>6</b>	<b>1</b>	<b>0</b>	<b>1</b>	<b>3</b>	<b>0</b>	<b>1</b>	<b>0</b>	<b>1</b>	<b>0</b>	<b>1</b>	<b>1</b>	<b>6</b>	<b>33</b>	<b>12</b>	<b>0</b>	<b>.236</b>
Austin Peay	39	5	8	5	2	0	2	6	0	1	0	0	0	0	1	6	31	13	0	.275
<b>Southeast Missouri</b>	<b>48</b>	<b>11</b>	<b>12</b>	<b>7</b>	<b>2</b>	<b>0</b>	<b>1</b>	<b>8</b>	<b>0</b>	<b>0</b>	<b>3</b>	<b>2</b>	<b>1</b>	<b>0</b>	<b>0</b>	<b>8</b>	<b>36</b>	<b>17</b>	<b>2</b>	<b>.237</b>
Austin Peay	51	12	19	11	6	2	1	2	0	5	4	2	1	0	1	13	36	14	7	.283
<b>Southeast Missouri</b>	<b>36</b>	<b>4</b>	<b>8</b>	<b>3</b>	<b>0</b>	<b>0</b>	<b>0</b>	<b>10</b>	<b>0</b>	<b>0</b>	<b>0</b>	<b>0</b>	<b>0</b>	<b>0</b>	<b>0</b>	<b>8</b>	<b>27</b>	<b>10</b>	<b>1</b>	<b>.236</b>
Southern Illinois	44	21	17	19	4	0	3	13	0	2	0	2	0	0	1	8	27	12	1	.290
<b>Southeast Missouri</b>	<b>35</b>	<b>3</b>	<b>9</b>	<b>3</b>	<b>3</b>	<b>0</b>	<b>1</b>	<b>2</b>	<b>0</b>	<b>2</b>	<b>0</b>	<b>1</b>	<b>0</b>	<b>0</b>	<b>0</b>	<b>5</b>	<b>27</b>	<b>11</b>	<b>1</b>	<b>.237</b>
Eastern Illinois	33	2	8	2	0	0	0	1	0	1	0	0	1	0	0	10	27	15	1	.287
<b>Southeast Missouri</b>	<b>35</b>	<b>2</b>	<b>11</b>	<b>2</b>	<b>0</b>	<b>0</b>	<b>0</b>	<b>0</b>	<b>0</b>	<b>1</b>	<b>0</b>	<b>1</b>	<b>1</b>	<b>0</b>	<b>0</b>	<b>11</b>	<b>24</b>	<b>11</b>	<b>3</b>	<b>.241</b>
Eastern Illinois	31	9	8	8	3	0	0	8	0	0	0	0	0	2	0	4	27	11	2	.286
<b>Southeast Missouri</b>	<b>35</b>	<b>4</b>	<b>11</b>	<b>3</b>	<b>3</b>	<b>0</b>	<b>0</b>	<b>1</b>	<b>0</b>	<b>0</b>	<b>0</b>	<b>0</b>	<b>1</b>	<b>0</b>	<b>0</b>	<b>7</b>	<b>24</b>	<b>14</b>	<b>2</b>	<b>.244</b>
Eastern Illinois	34	8	11	8	2	0	1	2	0	1	1	1	1	0	0	2	27	14	1	.288
<b>Southeast Missouri</b>	<b>41</b>	<b>8</b>	<b>13</b>	<b>8</b>	<b>2</b>	<b>1</b>	<b>1</b>	<b>7</b>	<b>1</b>	<b>2</b>	<b>1</b>	<b>2</b>	<b>0</b>	<b>0</b>	<b>1</b>	<b>9</b>	<b>30</b>	<b>10</b>	<b>0</b>	<b>.248</b>
Missouri State	38	9	11	8	2	0	2	2	0	0	0	1	1	1	0	10	30	13	1	.288
<b>Southeast Missouri</b>																				
Jacksonville State																				
<b>Southeast Missouri</b>																				
Jacksonville State																				
<b>Southeast Missouri</b>																				
Jacksonville State																				
<b>Southeast Missouri</b>																				
Murray State																				
<b>Southeast Missouri</b>																				
Murray State																				



## SOUTHEAST MISSOURI BASEBALL NOTES // JACKSONVILLE STATE

### Game-by-Game Hitting

Opponent	AB	R	H	RBI	2B	3B	HR	BB	IBB	SB	CS	HBP	SAC	SF	GDP	K	PQ	A	E	Avg
----------	----	---	---	-----	----	----	----	----	-----	----	----	-----	-----	----	-----	---	----	---	---	-----

Southeast Missouri																				
Murray State																				

Southeast Missouri																				
UT Martin																				

Southeast Missouri																				
Tennessee Tech																				

Southeast Missouri																				
Tennessee Tech																				

Southeast Missouri																				
Tennessee Tech																				

Southeast Missouri																				
Missouri State																				

Southeast Missouri																				
Missouri State																				

Southeast Missouri																				
Missouri State																				

Southeast Missouri																				
Missouri State																				

Southeast Missouri																				
Austin Peay																				

Southeast Missouri																				
Belmont																				

Southeast Missouri																				
Belmont																				

Southeast Missouri																				
Belmont																				

Southeast Missouri																				
Eastern Kentucky																				

Southeast Missouri																				
Eastern Kentucky																				

Southeast Missouri																				
Eastern Kentucky																				

Southeast Missouri																				
Morehead State																				

Southeast Missouri																				
Morehead State																				

Southeast Missouri																				
Morehead State																				

Southeast Missouri																				
UT Martin																				

Southeast Missouri																				
UT Martin																				

Southeast Missouri																				
UT Martin																				



## Game-by-Game Pitching

Opponent	IP	H	R	ER	BB	SO	2B	3B	HR	WP	BK	HBP	DP	IBB	Score	W-L	SV	ERA
<b>Southeast Missouri</b>	<b>9.0</b>	<b>5</b>	<b>2</b>	<b>2</b>	<b>2</b>	<b>13</b>	<b>2</b>	<b>0</b>	<b>1</b>	<b>2</b>	<b>0</b>	<b>0</b>	<b>0</b>	<b>0</b>	<b>4-2</b>	<b>1-0</b>	<b>1</b>	<b>2.00</b>
South Alabama	9.0	7	4	4	3	10	1	0	0	2	0	2	2	0	2-4	0-1	0	4.00
<b>Southeast Missouri</b>	<b>8.0</b>	<b>6</b>	<b>6</b>	<b>4</b>	<b>9</b>	<b>5</b>	<b>1</b>	<b>0</b>	<b>0</b>	<b>4</b>	<b>0</b>	<b>1</b>	<b>0</b>	<b>0</b>	<b>5-6</b>	<b>1-1</b>	<b>1</b>	<b>3.18</b>
South Alabama	9.0	10	5	3	2	13	1	1	0	1	0	1	1	0	6-5	1-1	1	3.50
<b>Southeast Missouri</b>	<b>10.0</b>	<b>8</b>	<b>6</b>	<b>6</b>	<b>6</b>	<b>7</b>	<b>1</b>	<b>0</b>	<b>1</b>	<b>4</b>	<b>0</b>	<b>1</b>	<b>2</b>	<b>0</b>	<b>8-6</b>	<b>2-1</b>	<b>1</b>	<b>4.00</b>
South Alabama	10.0	11	8	8	5	13	1	0	2	2	0	0	0	0	6-8	1-2	1	4.82
<b>Southeast Missouri</b>	<b>9.1</b>	<b>9</b>	<b>6</b>	<b>6</b>	<b>4</b>	<b>13</b>	<b>1</b>	<b>0</b>	<b>2</b>	<b>0</b>	<b>0</b>	<b>3</b>	<b>0</b>	<b>0</b>	<b>5-6</b>	<b>2-2</b>	<b>1</b>	<b>4.46</b>
Arkansas	10.0	9	5	5	3	10	0	1	0	0	1	1	1	0	6-5	2-2	1	4.74
<b>Southeast Missouri</b>	<b>8.0</b>	<b>8</b>	<b>7</b>	<b>7</b>	<b>0</b>	<b>7</b>	<b>0</b>	<b>1</b>	<b>4</b>	<b>0</b>	<b>0</b>	<b>3</b>	<b>0</b>	<b>0</b>	<b>3-7</b>	<b>2-3</b>	<b>1</b>	<b>5.08</b>
Arkansas	9.0	5	3	2	6	8	0	0	0	2	0	0	1	0	7-3	3-2	1	4.21
<b>Southeast Missouri</b>	<b>8.0</b>	<b>15</b>	<b>9</b>	<b>9</b>	<b>6</b>	<b>9</b>	<b>4</b>	<b>0</b>	<b>1</b>	<b>6</b>	<b>0</b>	<b>0</b>	<b>0</b>	<b>0</b>	<b>3-9</b>	<b>2-4</b>	<b>1</b>	<b>5.85</b>
Arkansas	9.0	6	3	3	5	13	0	0	1	1	0	0	1	0	9-3	4-2	1	4.02
<b>Southeast Missouri</b>	<b>4.0</b>	<b>12</b>	<b>11</b>	<b>9</b>	<b>4</b>	<b>3</b>	<b>6</b>	<b>0</b>	<b>3</b>	<b>0</b>	<b>0</b>	<b>0</b>	<b>1</b>	<b>0</b>	<b>4-11</b>	<b>2-5</b>	<b>1</b>	<b>6.87</b>
Arkansas	5.0	4	4	4	5	6	0	0	1	1	0	0	1	0	11-4	5-2	1	4.28
<b>Southeast Missouri</b>	<b>10.0</b>	<b>11</b>	<b>3</b>	<b>2</b>	<b>2</b>	<b>12</b>	<b>2</b>	<b>0</b>	<b>0</b>	<b>0</b>	<b>0</b>	<b>0</b>	<b>1</b>	<b>1</b>	<b>4-3</b>	<b>3-5</b>	<b>1</b>	<b>6.11</b>
Illinois State	9.2	11	4	4	5	10	3	0	0	2	0	3	0	0	3-4	5-3	1	4.20
<b>Southeast Missouri</b>	<b>7.0</b>	<b>8</b>	<b>1</b>	<b>1</b>	<b>0</b>	<b>4</b>	<b>2</b>	<b>0</b>	<b>0</b>	<b>0</b>	<b>0</b>	<b>0</b>	<b>1</b>	<b>0</b>	<b>5-1</b>	<b>4-5</b>	<b>1</b>	<b>5.65</b>
Illinois State	6.0	6	5	5	3	5	0	1	2	0	0	0	0	0	1-5	5-4	1	4.46
<b>Southeast Missouri</b>	<b>7.0</b>	<b>16</b>	<b>13</b>	<b>12</b>	<b>3</b>	<b>9</b>	<b>3</b>	<b>0</b>	<b>2</b>	<b>2</b>	<b>1</b>	<b>0</b>	<b>1</b>	<b>0</b>	<b>1-13</b>	<b>4-6</b>	<b>1</b>	<b>6.50</b>
Illinois State	7.0	4	1	1	0	7	0	1	0	0	0	0	1	0	13-1	6-4	1	4.20
<b>Southeast Missouri</b>	<b>9.0</b>	<b>8</b>	<b>1</b>	<b>1</b>	<b>1</b>	<b>8</b>	<b>1</b>	<b>0</b>	<b>1</b>	<b>0</b>	<b>0</b>	<b>0</b>	<b>0</b>	<b>0</b>	<b>8-1</b>	<b>5-6</b>	<b>2</b>	<b>5.94</b>
Illinois State	8.0	11	8	7	3	4	1	0	1	0	0	0	0	0	1-8	6-5	1	4.52
<b>Southeast Missouri</b>	<b>8.0</b>	<b>9</b>	<b>6</b>	<b>5</b>	<b>3</b>	<b>14</b>	<b>5</b>	<b>1</b>	<b>0</b>	<b>1</b>	<b>0</b>	<b>1</b>	<b>0</b>	<b>0</b>	<b>2-6</b>	<b>5-7</b>	<b>2</b>	<b>5.92</b>
SIU Edwardsville	9.0	5	2	2	4	10	0	0	0	1	0	0	1	0	6-2	7-5	2	4.29
<b>Southeast Missouri</b>	<b>10.0</b>	<b>13</b>	<b>3</b>	<b>3</b>	<b>5</b>	<b>13</b>	<b>1</b>	<b>0</b>	<b>0</b>	<b>1</b>	<b>0</b>	<b>0</b>	<b>1</b>	<b>0</b>	<b>6-3</b>	<b>6-7</b>	<b>2</b>	<b>5.62</b>
SIU Edwardsville	10.0	7	6	6	6	7	0	0	0	1	0	0	1	0	3-6	7-6	2	4.39
<b>Southeast Missouri</b>	<b>9.0</b>	<b>11</b>	<b>4</b>	<b>3</b>	<b>0</b>	<b>10</b>	<b>3</b>	<b>0</b>	<b>0</b>	<b>1</b>	<b>0</b>	<b>1</b>	<b>0</b>	<b>0</b>	<b>6-4</b>	<b>7-7</b>	<b>3</b>	<b>5.42</b>
SIU Edwardsville	9.0	8	6	6	1	8	2	0	1	0	0	1	0	0	4-6	7-7	2	4.51
<b>Southeast Missouri</b>	<b>9.0</b>	<b>7</b>	<b>6</b>	<b>6</b>	<b>6</b>	<b>8</b>	<b>2</b>	<b>0</b>	<b>0</b>	<b>3</b>	<b>0</b>	<b>2</b>	<b>0</b>	<b>0</b>	<b>8-6</b>	<b>8-7</b>	<b>4</b>	<b>5.46</b>
Saint Louis	9.0	7	8	7	6	5	1	0	1	1	0	3	1	0	6-8	7-8	2	4.69
<b>Southeast Missouri</b>	<b>9.0</b>	<b>4</b>	<b>3</b>	<b>0</b>	<b>3</b>	<b>12</b>	<b>0</b>	<b>0</b>	<b>0</b>	<b>4</b>	<b>0</b>	<b>0</b>	<b>1</b>	<b>0</b>	<b>6-3</b>	<b>9-7</b>	<b>5</b>	<b>5.09</b>
Austin Peay	8.0	5	6	5	8	6	1	0	0	1	0	0	1	0	3-6	7-9	2	4.74
<b>Southeast Missouri</b>	<b>11.0</b>	<b>8</b>	<b>5</b>	<b>5</b>	<b>6</b>	<b>6</b>	<b>2</b>	<b>0</b>	<b>2</b>	<b>2</b>	<b>0</b>	<b>0</b>	<b>1</b>	<b>0</b>	<b>6-5</b>	<b>10-7</b>	<b>5</b>	<b>5.02</b>
Austin Peay	10.1	10	6	6	3	6	1	0	1	1	0	1	1	0	5-6	7-10	2	4.78
<b>Southeast Missouri</b>	<b>12.0</b>	<b>19</b>	<b>12</b>	<b>11</b>	<b>2</b>	<b>13</b>	<b>6</b>	<b>2</b>	<b>1</b>	<b>1</b>	<b>0</b>	<b>2</b>	<b>1</b>	<b>0</b>	<b>11-12</b>	<b>10-8</b>	<b>5</b>	<b>5.26</b>
Austin Peay	12.0	12	11	4	8	8	2	0	1	2	0	2	0	0	12-11	8-10	2	4.64
<b>Southeast Missouri</b>	<b>9.0</b>	<b>17</b>	<b>21</b>	<b>20</b>	<b>13</b>	<b>8</b>	<b>4</b>	<b>0</b>	<b>3</b>	<b>4</b>	<b>0</b>	<b>2</b>	<b>1</b>	<b>0</b>	<b>4-21</b>	<b>10-9</b>	<b>5</b>	<b>6.06</b>
Southern Illinois	9.0	8	4	3	10	8	0	0	0	3	0	0	0	0	21-4	9-10	2	4.55
<b>Southeast Missouri</b>	<b>9.0</b>	<b>8</b>	<b>2</b>	<b>2</b>	<b>1</b>	<b>10</b>	<b>0</b>	<b>0</b>	<b>0</b>	<b>0</b>	<b>0</b>	<b>0</b>	<b>2</b>	<b>0</b>	<b>3-2</b>	<b>11-9</b>	<b>6</b>	<b>5.85</b>
Eastern Illinois	9.0	9	3	2	2	5	3	0	1	1	0	1	1	0	2-3	9-11	2	4.42
<b>Southeast Missouri</b>	<b>8.0</b>	<b>8</b>	<b>9</b>	<b>7</b>	<b>8</b>	<b>4</b>	<b>3</b>	<b>0</b>	<b>0</b>	<b>3</b>	<b>1</b>	<b>0</b>	<b>1</b>	<b>0</b>	<b>2-9</b>	<b>11-10</b>	<b>6</b>	<b>5.94</b>
Eastern Illinois	9.0	11	2	2	0	11	0	0	0	0	0	1	2	0	9-2	10-11	2	4.31
<b>Southeast Missouri</b>	<b>8.0</b>	<b>11</b>	<b>8</b>	<b>7</b>	<b>2</b>	<b>2</b>	<b>2</b>	<b>0</b>	<b>1</b>	<b>2</b>	<b>0</b>	<b>1</b>	<b>0</b>	<b>0</b>	<b>4-8</b>	<b>11-11</b>	<b>6</b>	<b>6.02</b>
Eastern Illinois	9.0	11	4	1	1	7	3	0	0	1	0	0	1	0	8-4	11-11	3	4.15
<b>Southeast Missouri</b>	<b>10.0</b>	<b>11</b>	<b>9</b>	<b>8</b>	<b>2</b>	<b>10</b>	<b>2</b>	<b>0</b>	<b>2</b>	<b>1</b>	<b>0</b>	<b>1</b>	<b>0</b>	<b>0</b>	<b>8-9</b>	<b>11-12</b>	<b>6</b>	<b>6.08</b>
Missouri State	10.0	13	8	7	7	9	2	1	1	0	0	2	1	1	9-8	12-11	3	4.26
<b>Southeast Missouri</b>																		
Jacksonville State																		
<b>Southeast Missouri</b>																		
Jacksonville State																		
<b>Southeast Missouri</b>																		
Jacksonville State																		
<b>Southeast Missouri</b>																		
Murray State																		
<b>Southeast Missouri</b>																		
Murray State																		



### Game-by-Game Pitching

Opponent	IP	H	R	ER	BB	SO	2B	3B	HR	WP	BK	HBP	DP	IBB	Score	W-L	SV	ERA
<b>Southeast Missouri</b> Murray State																		
<b>Southeast Missouri</b> UT Martin																		
<b>Southeast Missouri</b> Tennessee Tech																		
<b>Southeast Missouri</b> Tennessee Tech																		
<b>Southeast Missouri</b> Tennessee Tech																		
<b>Southeast Missouri</b> Missouri State																		
<b>Southeast Missouri</b> Missouri State																		
<b>Southeast Missouri</b> Missouri State																		
<b>Southeast Missouri</b> Missouri State																		
<b>Southeast Missouri</b> Austin Peay																		
<b>Southeast Missouri</b> Belmont																		
<b>Southeast Missouri</b> Belmont																		
<b>Southeast Missouri</b> Belmont																		
<b>Southeast Missouri</b> Eastern Kentucky																		
<b>Southeast Missouri</b> Eastern Kentucky																		
<b>Southeast Missouri</b> Eastern Kentucky																		
<b>Southeast Missouri</b> Morehead State																		
<b>Southeast Missouri</b> Morehead State																		
<b>Southeast Missouri</b> Morehead State																		
<b>Southeast Missouri</b> UT Martin																		
<b>Southeast Missouri</b> UT Martin																		
<b>Southeast Missouri</b> UT Martin																		



## Southeast Missouri's Record

Overall.....	11-12
At Home.....	5-4
On the Road.....	6-8
At Neutral Sites.....	0-0
Against Non-OVC Opponents.....	6-8
Against OVC Opponents.....	5-4
In Home OVC Games.....	2-1
In Away OVC Games.....	3-3
vs. Ranked Teams.....	0-5
In February.....	2-5
In March.....	9-7
In April.....	0-0
In May.....	0-0
On Mondays.....	0-0
On Tuesdays.....	1-1
On Wednesdays.....	0-1
On Thursdays.....	0-1
On Fridays.....	4-2
On Saturdays.....	4-6
On Sundays.....	2-1
In Day Games.....	10-11
In Night Games.....	1-1
In Extra Inning Games.....	4-3
When Redhawks Score First.....	5-7
When Opponents Score First.....	6-5
vs. Left-Handed Starter.....	5-4
vs. Right-Handed Starter.....	6-8
In 1-Run Games.....	3-4
In 2-Run Games.....	4-0
In 5+ Run Games.....	1-5
Shutouts.....	0-0
When Leading After Six Innings.....	6-4
When Trailing After Six Innings.....	5-7
When Tied After Six Innings.....	0-0
When Redhawks Starter Goes 6 or more Innings.....	7-1
When Redhawks Get 10 or more Hits.....	4-5
When Redhawks Outhit Opponents.....	6-3
When Redhawks Get Outhit.....	3-7
When Hits are Tied.....	2-2
When Scoring 0-2 Runs.....	0-3
When Scoring 3-5 Runs.....	4-7
When Scoring 6-9 Runs.....	7-1
When Scoring 10+ Runs.....	0-1
When Opponents Score 0-2 Runs.....	4-0
When Opponents Score 3-5 Runs.....	5-0
When Opponents Score 6-9 Runs.....	2-8
When Opponents Score 10+ Runs.....	0-4
Without Hitting a Home Run.....	4-8
When Hitting 1 Home Run.....	5-4
When Hitting 2+ Home Runs.....	2-0
Committing 0 Errors.....	6-3
Committing 1 Error.....	4-3
Committing 2+ Errors.....	1-6

## Honors & Awards

### Preseason All-OVC

Dylan Dodd, LHP

Tyler Wilber, SS

### D1Baseball Top-100 Shortstops

Tyler Wilber, #17

### OVC Player of the Week

Austin Blazeovic, 1B, Feb. 22

### OVC Pitcher of the Week

Dylan Dodd, LHP, Feb. 22