



## 2021 SOUTHEAST MISSOURI SOFTBALL

Games  
26-28



### Schedule

#### February (2-8)

13	at Auburn	SECN+	L, 0-8 (5)
13	at Auburn	SECN+	L, 1-5
14	at Auburn		L, 1-3
20	at #23 Tennessee		L, 0-7
21	at #23 Tennessee		L, 3-5
26	vs. North Dakota State !		W, 6-2
26	at #21 Arkansas !		L, 3-9
27	vs. Texas Tech !		W, 5-3
27	at #21 Arkansas !		L, 3-6
28	vs. Texas Tech !		L, 1-7

#### March (13-2, 11-1 OVC)

5	Austin Peay*		W, 6-5
6	Austin Peay (DH)*		L, 3-4; W 8-0 (5)
12	at Tennessee Tech (DH)*		W, 7-0; W, 4-1
13	at Tennessee Tech*		W, 8-4
16	at Southern Illinois		L, 2-6
17	Missouri State	ESPN+	Canceled
20	at Belmont (DH)*		W, 8-2; W, 6-0
21	at Belmont*		W, 8-4
24	at Saint Louis		W, 6-1
26	Morehead State* ESPN+		W, 8-0 (5)
27	Morehead State (DH)* ESPN+		W, 10-0 (5); W, 9-1 (5)
31	Southern Illinois		W, 5-0

#### April (0-0, 0-0 OVC)

2	Eastern Illinois*		2 p.m.
3	Eastern Illinois (DH)*		12 p.m.
7	at Kansas City (DH)		TBA
10	at SIU Edwardsville*		4 p.m.
11	at SIU Edwardsville (DH)*		1 p.m.
14	Saint Louis	ESPN+	3 p.m.
17	Eastern Kentucky (DH)*		12 p.m.
18	Eastern Kentucky*		12 p.m.
24	at Tennessee State (DH)*		1 p.m.
25	at Tennessee State*		1 p.m.
28	UT Martin (DH)*	ESPN+	3 p.m.

#### May (0-0, 0-0 OVC)

1	Murray State (DH)*	ESPN+	2 p.m.
2	Murray State*	ESPN+	1 p.m.
4	at UT Martin (DH)*		3 p.m.
8	at Jacksonville State (DH)*		1 p.m.
9	at Jacksonville State*		1 p.m.
13-15	OVC Tournament (Oxford, Ala.)		TBA

All times Central and Subject to Change;  
Home Games in **Bold**; \* - Denotes Ohio Valley  
Conference Game; ! - Arkansas Tournament  
(Fayetteville, Ark.)

### Eastern Illinois (9-4, 4-2) vs. Southeast Missouri (15-10, 11-1)

#### Follow the Redhawks

**Video**.....None  
**Live Stats**.....GoSoutheast.com  
**Twitter**.....@SEMOsoftball

**Dates**.....April 2-3, 2021  
**Schedule**.....Apr. 2, 2 p.m., CT  
Apr. 3, 12 p.m., CT (DH)  
**Location**.....Cape Girardeau, Mo.  
**Facility**.....Southeast Softball Complex  
**Series History**.....SEMO leads, 43-38  
**Last Meeting**.....SEMO 8, EIU 5  
(Apr. 20, 2019 | Cape Girardeau, Mo.)

**Head Coaches**.....Mark Redburn (378-389  
overall; 164-140 at SEMO; 73-56 OVC).  
Tara Archibald (27-18 overall; 27-18 at EIU).

#### Strategic Communications

Jeff Honza, Assistant Director of Athletics  
**Office Phone**.....(573) 651-2933  
**Mobile**.....(618) 528-1145  
**Email**.....redhawk1@me.com

#### Happy Easter

Ohio Valley Conference leader Southeast Missouri (15-10, 11-1) hosts Eastern Illinois (9-4, 4-2) in a three-game series on Easter weekend. The Redhawks and Panthers play a single game at 2 p.m. Friday and a doubleheader at 12 p.m., CT Saturday.

#### Follow the Redhawks

Live stats for all three games of this weekend's series will be available at GoSoutheast.com. Twitter updates provided @SEMOsoftball.

#### Series History

Southeast Missouri and Eastern Illinois meet for the 82nd time when they open their series Friday. The Redhawks hold a 43-38 lead in the all-time series which began in 1983. SEMO swept EIU in a doubleheader by scores of 11-3 (5 innings) and 8-5 the last time these teams met on Apr. 20, 2019 in Cape Girardeau. The Redhawks are 26-14 against the Panthers at the Southeast Softball Complex.

#### Redhawks are Rolling

The Redhawks are currently on a season-best eight-game winning streak and have heated up to win 12 of their last 13 contests. Southeast Missouri swept each of its last three Ohio Valley Conference opponents (Tennessee Tech, Belmont, Morehead State) and has posted series wins against every OVC team it faced thus far (also won series vs. Austin Peay, 2-1). The Redhawks have won 10 in a row against league foes and are presently on the longest winning streak in conference games of any OVC opponent. SEMO's 11-1 OVC start is its best with Mark Redburn at the helm.

#### Conference Win Streak

Southeast Missouri is on a 10-game winning streak in Ohio Valley Conference play for the first time since 2009. SEMO won 13-straight OVC games that year. The Redhawks longest conference winning streak in program history is 21 games (Mar. 23-Apr. 27) in 1996. SEMO won a school record 22 OVC games that year.

#### What a Month

The Redhawks finished March with a 13-2 record, their second-best record in March under Head Coach Mark Redburn. Redburn's best record in March came during the 2019 campaign (16-2). In the last four years, Southeast Missouri went a combined 44-14 in March.

#### Anderson Breaks Two More Career Records

Rachel Anderson has broken five of Southeast Missouri's all-time career records this season. Anderson, who broke program records in hits (256), walks (99) and RBI (147) earlier in the year, recently established new career marks in runs scored (162) and total bases (436). She got the total bases record vs. Morehead State (Mar. 26) and the runs record vs. Southern



**Southeast Missouri** or **SEMO** is the preferred reference for Southeast Missouri State University athletic teams. Southeastern Missouri State is not an acceptable reference.



Illinois (Mar. 31). Anderson surpassed Michelle Summers (423 total bases, 161 runs, 2005-08) for both of those records.

## OVC Leader

Ohio Valley Conference leader Southeast Missouri leads the league in batting average (.361) and earned run average (1.53) through its first 12 league contests. The Redhawks have scored a conference-best 85 runs and are outscoring opponents by a +64 margin (85-21) in OVC play this season.

## 250th Hit

Rachel Anderson, Southeast Missouri's all-time career hits leader, recorded her 250th career hit on a single to left field in the first inning against Morehead State (Mar. 26). Anderson had six hits in three games against the Eagles.

## Redhawks Blank Southern Illinois

Rachel Rook pitched a two-hit shutout with nine strikeouts to lead Southeast Missouri to a 5-0 victory over longtime rival Southern Illinois (Mar. 31). SEMO and SIU split a home-and-home series this season. The Redhawks shutout the Salukis for the first time in 20 years. SIU is now 23-6 overall and is 48th on the NCAA Division I softball RPI list.

## Over .400

Freshman Katie Dreiling and senior Rachel Anderson are hitting over .400 entering this weekend's series against Eastern Illinois. Dreiling leads the Redhawks with a .466 batting average and .741 slugging percentage, and Anderson is hitting .411 with a team-best .517 on-base percentage. Dreiling is second in the Ohio Valley Conference in batting average, as well.

## Redhawks Get Sixth Shutout

Southeast Missouri posted its sixth shutout victory of the season when it beat Southern Illinois, 5-0, on Mar. 31. The Redhawks are 6-2 in shutouts this season. SEMO is also 11-0 in games where holds opponents to 0-2 runs.

## Ellis and Rook Win OVC Honors

Southeast Missouri won a pair of Ohio Valley Conference honors on Mar. 29. Senior Ashley Ellis was named the league's Player of the Week and junior Rachel Rook won her second-straight OVC Pitcher of the Week

award on Mar. 29. A native of Arnold, Missouri, Ellis hit .625 with four runs scored, four home runs and 10 RBI to lead SEMO to four wins last week. She homered in all three games of the Redhawks series sweep of Morehead State (Mar. 26-27). Ellis added two round-trippers and matched a career-high five RBI in game two of that series for her second multi-home run game this season. For the week, Ellis boasted a 2.125 slugging percentage and .700 on-base percentage with all but one of her hits coming on the long ball. She leads SEMO and ranks third in the Ohio Valley Conference with nine home runs in 2021. Rook, who hails from Republic, Missouri, went 2-0 with a 1.00 ERA, a shutout and one save in three appearances and two starts. Rook, who has won in each of her last seven starts, tossed a one-hit five-inning shutout with seven strikeouts against Morehead State (Mar. 26). A day later, she added her second complete game win of the week when she struck out five in six innings to beat the Eagles on Mar. 27. Rook also came on in relief to pitch three innings with seven strikeouts en route to earning her first save of the season at Saint Louis (Mar. 24). She recorded 19 strikeouts and walked only one for the week. SEMO swept the league's weekly honors for the first time since 2010. Renee Kertz (Player of the Week) and Whitney Dupuis (Pitcher of the Week) were the last to accomplish the feat on Feb. 15 that year. Ellis and Rook have each won two OVC weekly accolades this season.

## Rook One Away from 300 Strikeouts

Rachel Rook, who ranks seventh among Southeast Missouri's all-time career strikeout leaders, needs just one more to get 300 in her career. Rook has 299 career strikeouts, including 95 this season.

## That's Impressive

Nine of Ashley Ellis' 16 hits this season are home runs. That equates to 56 percent of her total hit output. Ellis collected multiple home runs in two games this season and has homered in three of her last four contests. She ranks third in the Ohio Valley Conference in home runs.

## 2021 OVC Standings (as of Apr. 1)

School	Conference				Overall			
	W	L	T	Pct.	W	L	T	Pct.
<b>Southeast Missouri</b>	<b>11</b>	<b>1</b>	<b>0</b>	<b>.917</b>	<b>15</b>	<b>10</b>	<b>0</b>	<b>.600</b>
Murray State	11	3	0	.786	14	16	0	.467
Eastern Kentucky	10	4	0	.714	18	9	0	.667
Eastern Illinois	9	4	0	.692	16	8	0	.667
UT Martin	7	5	0	.583	18	7	0	.720
Austin Peay	8	6	0	.571	13	8	0	.619
Tennessee Tech	7	6	0	.538	13	14	0	.481
Jacksonville State	7	7	0	.500	8	16	0	.333
SIUE	5	9	0	.357	5	15	0	.250
Belmont	4	10	0	.286	8	14	0	.364
Tennessee State	2	12	0	.143	6	16	0	.273
Morehead State	0	14	0	.000	6	18	0	.250

## This Weekend's Schedule

### Friday, April 2

Eastern Kentucky at Belmont\* (DH), 1 p.m.  
Austin Peay at Tennessee Tech\* (DH), 2 p.m.  
Murray State at Jacksonville State\* (DH), 1 p.m.  
**Eastern Illinois at Southeast Missouri\*, 3 p.m.**  
Morehead State at Tennessee State\* (DH), 12 p.m.  
UT Martin at SIUE\* (DH), 4 p.m.

### Saturday, April 3

**Eastern Illinois at Southeast Missouri\* (DH), 12 p.m.**  
Austin Peay at Tennessee Tech\*, 1 p.m.  
Eastern Kentucky at Belmont\*, 1 p.m.  
Murray State at Jacksonville State\*, 1 p.m.  
UT Martin at SIUE\* (DH), 1 p.m.



## The Chase is On

Ashley Ellis, who broke Southeast Missouri's single-season home run record with 17 bombs in 2019, is chasing the school's all-time career home run record. Ellis currently ranks second with 43 home runs. She needs six more to surpass Michelle Summers (48, 2005-08) for the all-time mark.

## Getting On Base

Jillian Anderson, Rachel Anderson and Katie Dreiling have each reached base in 15-straight games. Their reached base streaks started vs. Austin Peay on Mar. 5.

## Rook Gets 10th Win

Rachel Rook picked up her 10th win of the season when she tossed her two-hit shutout vs. Southern Illinois (Mar. 31). Rook, who holds a record of 10-5, leads the Ohio Valley Conference in wins. She has also thrown six complete games and four shutouts this season. Rook ranks 13th in the nation in shutouts and 19th in wins.

## Closing in on 100 Strikeouts

Rachel Rook, who has 95 strikeouts in 79.2 innings through 18 appearances and 15 starts in 2021, needs five more strikeouts to get 100 this season. If she reaches that mark, it will mark the first time in Rook's career that she recorded 100 strikeouts in a season.

## Ellis Clears 200 Career Starts

Ashley Ellis recently joined Rachel Anderson with over 200 career starts in a Redhawk uniform. Ellis has 206 starts to date. She carries a streak of 189 consecutive starts into this weekend's series vs. Eastern Illinois. Ellis is sixth all-time in career starts at Southeast Missouri.

## Rook Wins OVC Pitcher of the Week

Junior Rachel Rook was unanimously voted Ohio Valley Conference Pitcher of the Week on Mar. 22. A native of Republic, Missouri, Rook went 2-0 with a complete game shutout and recorded 24 strikeouts in 13 scoreless innings over three appearances and two starts last week. She held opponents to a staggering .049 batting average. Rook recorded a season-high 13 strikeouts and allowed her only two hits in a seven-inning shutout against Belmont (Mar. 20). A day later, she threw four no-hit

innings with six strikeouts to lead SEMO to its second-straight series sweep. Rook leads the league with seven wins and ranks second with 67 strikeouts. The OVC Pitcher of the Week honor is the third in her career.

## Extra Base Hits

The Redhawks notched a total of 28 extra base hits in four games from Mar. 24-27. Southeast Missouri hit eight doubles, a triple and 11 home runs over that span. It was the most extra base hits SEMO accumulated in a four-game stretch since it had 22 (14 doubles, 1 triple, 7 home runs) between its doubleheaders with Eastern Kentucky and SIU Edwardsville in 2019.

## First Midweek Win

Southeast Missouri picked up its first midweek win of the season when it used a five-run fifth inning to propel a 6-1 victory at Saint Louis (Mar. 24). SEMO's win came in Mark Redburn's 300th game as the Redhawks head coach.

## First Career Home Run for Wrigley

Freshman Kynzie Wrigley's first career home run gave Southeast Missouri an early lead in its recent win over Saint Louis (Mar. 24). Wrigley led off the third inning with a solo shot to left field. She became the eighth different Redhawk to hit a home run this year.

## Ellis Nabs First OVC Player of the Week Honor

Senior first baseman Ashley Ellis was named Ohio Valley Conference Co-Player of the Week on Mar. 15. A native of Arnold, Missouri, Ellis hit .300 with three home runs, three runs scored and seven RBI to lead SEMO to a series sweep of Tennessee Tech (Mar. 12-13). She hit a two-run home run in game one of the series before slugging two more homers with two runs scored and five RBI in game three. Ellis also boasted a 1.200 slugging percentage and increased her home run total to five this season and 39 in her career. The OVC Player of the Week honor is the first in Ellis' career. Eastern Kentucky's Vianna Barron (Co-Player) and UT Martin's Alexis Groet (Pitcher) rounded out the week's honorees.

## Davis Saves the Day

Left-hander Marisa Davis is tied for first in the Ohio Valley Conference and ranks sixth in the nation in saves. Davis has three saves thus far.

Prior to this year, she had no saves in 20 relief appearances during her first two seasons as a Redhawk.

## Home Run Fun

Southeast Missouri hit a home run in 11 of its last 15 contests. The Redhawks had multiple home runs a total of 11 times this year. Nine different players have homered for SEMO this season. The Redhawks rank second in the Ohio Valley Conference with 29 home runs through 25 games. They are one of four OVC teams with 20 or more home runs this season. Eastern Illinois (33), Eastern Kentucky (23) and UT Martin (21) are the others.

## Rook Surpasses 250 Career Strikeouts

Pitcher Rachel Rook surpassed 250 career strikeouts during Southeast Missouri's midweek game at Southern Illinois (Mar. 16). Rook struck out five in two scoreless relief innings against the Salukis. She ranks seventh among the school's all-time career strikeout leaders with 299 Ks.

## Celebrating 200 Starts

Rachel Anderson's 200th career start in center field came on Mar. 13, the day Southeast Missouri completed its sweep of Tennessee Tech. Anderson, who has never missed a start in her career, has a total of 209. She became the sixth player in program history to start over 200 career games. Anderson ranks tied for third among the school's all-time career leaders in games started.

## Holman Gets First Win

Paytience Holman pitched a two-hit complete game shutout to earn her first win of the season at Tennessee Tech (Mar. 12). Holman struck out two and walked two in seven scoreless innings. It was the fourth complete game of her career and fourth overall by Redhawk pitchers this season.

## Wrigley Playing Well

Freshman Kynzie Wrigley has made her way into Southeast Missouri's starting lineup each of the last nine games. Wrigley hit safely in seven of those contests with multiple hits on two occasions. She had a season-high three hits vs. Austin Peay (Mar. 6) and added two hits at Southern Illinois (Mar. 16).



## March 12

Southeast Missouri's 7-0 and 4-1 victories over Tennessee Tech (Mar. 12) was the day exactly one year from the time a global COVID-19 pandemic brought college athletics to an abrupt halt. On Mar. 12, 2020, the NCAA canceled its men's and women's basketball tournaments and conferences across the country changed plans for games in the months ahead. That decision affected championships in all winter and spring sports, including softball. Southeast Missouri's flight was on its descent to the Tampa International Airport for a tournament hosted by the University of South Florida the day the Redhawks learned their 2020 season was canceled.

## OVC Opening Series Win

The Redhawks opened Ohio Valley Conference play with a 2-1 series win over Austin Peay (Mar. 5-6) last weekend in Cape Girardeau. Southeast Missouri won games one (6-5) and three (8-0). With its victory on Mar. 5, the Redhawks improved to 19-10 all-time in OVC openers and opened league play with a win for the eighth time in 11 seasons. SEMO did not play any conference games in 2020 due to COVID-19.

## That's Four for Redburn

For the fourth time in his career as Southeast Missouri's head coach, Mark Redburn started Ohio Valley Conference play with a series win. Redburn's teams did just that in 2016 (2-1 vs. Murray State), 2018 (2-0, vs. Tennessee Tech), 2019 (2-0, vs. Tennessee State) and 2021 (2-1, vs. Austin Peay).

## Rook Tosses Gem

Rachel Rook pitched a one-hit complete game shutout with six strikeouts in Southeast Missouri's series-clinching 8-0 win over Austin Peay (Mar. 6). Rook put together a masterful performance retiring the first eight hitters she faced. Only three Governors reached base against her. Rook no-hit APSU for 4.2 innings and retired 18 of the 21 hitters she faced. She also retired the Governors in order during four of her six innings. It was the ninth complete game and sixth shutout of Rook's career.

## Tucker Homers for First Career Hit

Shortstop Alyson Tucker's first career hit was the Redhawks decisive home run in their 6-5 game one victory over Austin Peay (Mar. 5). Southeast Missouri trailed, 5-4, when Tucker hit a two-run home run to left field with one out in the bottom of the fifth inning to give the Redhawks the lead. She had a hit in all three games of SEMO's series against the Governors.

## Great Feeling

When the Redhawks beat Austin Peay, 6-5, on Mar. 5, they celebrated their first Ohio Valley Conference victory in 672 days. Southeast Missouri did not get a chance to play any OVC games in 2020 when its season was shortened due to COVID-19. Prior to last weekend, Morehead State was SEMO's last conference opponent on May 3, 2019. The Redhawks swept the Eagles to claim a share of the 2019 OVC regular-season title in Cape Girardeau that night.

## Anderson Breaks Three Career Records

Center fielder Rachel Anderson broke three Southeast Missouri career records at the Razorback Invitational (Feb. 26-28). Anderson established new career marks in hits (241), walks (92) and RBI (133). She surpassed Alex Ramirez (88, 2007-10) in walks, Jenny Oermann (231, 1996-99) in hits and both Renee Kertz (132, 2009-12) and Michelle Summers (132, 2005-08) in RBI.

## 150th Win

Mark Redburn picked up his 150th career win as Southeast Missouri's head coach when the Redhawks earned their first victory of the season with a 6-2 victory over North Dakota State (Feb. 26). Redburn is 164-140 in his seventh year at SEMO. The Redhawks put together an overall record of 106-53 and 43-13 mark in Ohio Valley Conference play since the 2018 campaign. Redburn, the reigning OVC Coach of the Year, guided SEMO to its first OVC regular-season and tournament titles, and NCAA Tournament in 20 years during the 2019 campaign.

## Andersons Go Back-to-Back

Rachel Anderson and Kaylee Anderson became the first to hit back-to-back home runs for Southeast Missouri this season. R. Anderson smacked a two-run home run and K. Anderson followed that up with a solo shot to right center in the top of the fourth inning at #24 Arkansas (Feb. 27). The back-to-back home runs gave SEMO a 3-2 lead at the time.

## Team 45

The 2021 campaign is the 45th season of Southeast Missouri softball. SEMO's softball program has an all-time record of 1,135-833-3. The Redhawks are 775-710-2 all-time since moving to the NCAA Division I ranks in 1992.

## Strikeout Tracker

In 18 appearances and 15 starts this season, Rachel Rook recorded 95 strikeouts, including a season-high 13 at Belmont (Mar. 20). Rook currently has 299 strikeouts in her Southeast Missouri career.

## 10 or More Hits

Southeast Missouri pounded out 10 or more hits a total of nine times this season and is 8-1 in those contests. The Redhawks finished with a season-high 14 hits at Belmont (Mar. 21) and have collected double-digit hits in six of their last eight contests.

## Career Record Watch

Rachel Anderson, Southeast Missouri's all-time career leader in triples (30), batting average (.420), slugging percentage (.716), on-base percentage (.510), hits (256), walks (99), RBI (147), total bases (436) and runs scored (162), is looking to do more damage on the record books this year. Anderson is also second in stolen bases (65), behind Lisa Thornton (82, 1987-90) and tied for third in games started (209) behind Sarah Messex (216, 2016-19) and Renee Kertz (214, 2009-12).

## OVC Preseason Favorite

Last year, Southeast Missouri was the preseason favorite in the Ohio Valley Conference, but didn't get a chance to play a conference game due to COVID-19. Now, the Redhawks are in that exact same spot going into the 2021 campaign and they are again anxious to defend their OVC regular-season





and tournament crowns. SEMO was picked first in the league's 2021 Predicted Order of Finish, tallying 228 points and 13 of the possible 24 first-place votes. The Preseason Poll is selected by OVC Head Coaches and Communications Directors. Eastern Kentucky (224 points), Jacksonville State (211 points), Murray State (167 points) and SIU Edwardsville (151 points) filled out the top five. Austin Peay (143 points), UT Martin (109 points), Tennessee Tech (97 points), Eastern Illinois (92 points), Belmont (88 points), Tennessee State (34 points) and Morehead State (32 points) rounded out the poll.

## 2021 Redhawks

Southeast Missouri's 2021 roster includes 24 players with three seniors, five juniors, five sophomores and 11 freshmen. All returnees redshirted in 2020 after the COVID-19 pandemic influenced the NCAA Division I Council to allow schools to provide spring-sport athletes an additional season of competition and an extension on their period of eligibility. The Redhawks also bring back five position starters (Rachel Anderson, OF; Austine Pauley, INF; Ashley Ellis, INF; Kaylee Anderson, OF; Ashley Emert, INF) and two starting pitchers (Rachel Rook; Paytience Holman).

## Abrupt End to 2020

The Redhawks flight was on its descent to the Tampa International Airport for a tournament hosted by the University of South Florida when Head Coach Mark Redburn's cell phone had just enough service to take a call. The call was from South Florida Head Coach Ken Eriksen who led Redburn know the tournament his team was travelling to play in was cancelled. Soon after that, came the news that the 2020 season was over after the NCAA voted to suspend play due to a global COVID-19 pandemic. SEMO was 12-5 when its season was shut down. The Redhawks won nine in a row and went 9-1 in their first 10 games. SEMO's shortened season lasted only 23 days, but the Redhawks accomplished a lot in a short amount of time. They led the Ohio Valley Conference in slugging percentage (.528), on-base percentage (.411), triples (14), stolen bases (41), fewest hits allowed (84) and fewest earned runs allowed (40). SEMO rated second in the league in batting average (.310), home

runs (19), opposing batting average (.204), runs allowed (51), stolen bases per game (2.4) and triples per game (0.8). Nationally, the Redhawks were among the top 25 in triples per game (2nd), stolen bases per game (8th), scoring (16th, 6.7), slugging percentage (21st) and on-base percentage (24th).

## All-American Anderson

Southeast Missouri's first All-American in its NCAA Division I era, center fielder Rachel Anderson is returns for her fifth year in 2021. Anderson won the coveted 2019 OVC Player of the Year honor to go along with her Third-Team National Fastpitch Coaches Association (NFCA) All-America award. She is also a three-time First-Team All-OVC and NFCA All-Region selection, and claimed First-Team CoSIDA Academic All-America accolades in her phenomenal career.

## Elite .400 Club

Rachel Anderson is currently one of 131 NCAA Division I softball hitters with a career batting average of .400 or better. She is hitting .418 for her college career. Anderson was hitting a team-best .480 and led the Redhawks in runs (19), hits (24), triples (5), slugging percentage (.880), on-base percentage (.541) and stolen bases (9) when play was suspended a year ago.

## Ellis Bashes

Slugger Ashley Ellis, like Rachel Anderson, is also back for her fifth year. A native of Arnold, Missouri, Ellis averaged 8.5 home runs per year in her first four seasons as Southeast Missouri's first baseman. She homered eight times and ranked fourth on the team with a .347 batting average last season. Ellis led the Ohio Valley Conference in home runs during the 2020 campaign and hit two round-trippers in a game three times in her career.

## 30-Win Seasons

Southeast Missouri registered over 30 wins in each of its last two complete seasons. The Redhawks went 33-20 and finished fourth in the Ohio Valley Conference in 2018. In 2019, SEMO set a program record in wins when it went 46-18 overall and won the OVC regular-season and tournament titles. The Redhawks also made the NCAA Tournament

that year. SEMO has a total of 17 seasons with 30 or more wins in its program history.

## 2021 Schedule

Southeast Missouri has over 50 games scheduled this upcoming 2021 season which is less than two weeks away. Nineteen of those contests will be played at the Southeast Softball Complex. SEMO, the defending Ohio Valley Conference Champion, starts the year with a three-game series at Auburn (Feb. 13-14). The Redhawks two other non-conference weekends include trips to Southeastern Conference member Tennessee (Feb. 20) and the Arkansas Tournament (Feb. 26-28), hosted by SEC affiliate Arkansas. The Redhawks will face North Dakota State (Feb. 26), Arkansas (Feb. 26, Feb. 27) and Texas Tech (Feb. 27, Feb. 28) during their time in Fayetteville. SEMO and Tennessee both made the 2019 NCAA Tournament. The Redhawks season ended at the Oxford, Mississippi Regional and the Lady Vols were eliminated by Florida in the Gainesville Super Regional that year. A home-and-home series with Saint Louis (Mar. 24, away; Apr. 14, home), a single game with Missouri State (Mar. 17) and a doubleheader at Kansas City (Apr. 7) are SEMO's midweek matchups. This year's OVC schedule increases to 34 games. SEMO will play every conference team except its travel partner (UT Martin) in a three-game weekend series. The Redhawks and Skyhawks will play a home-and-home midweek doubleheader to complete the adjusted slate. SEMO hosts Austin Peay in its OVC opener on Mar. 6-7. Morehead State (Mar. 26-27), Eastern Illinois (Apr. 2-3), Eastern Kentucky (Apr. 17-18), UT Martin (Apr. 28) and Murray State (May 1-2) are the rest of the Redhawks home league opponents. The remainder of the Redhawks conference schedule includes trips to Tennessee Tech (Mar. 13-14), Belmont (Mar. 20-21), SIU Edwardsville (Apr. 10-11), Tennessee State (Apr. 24-25), UT Martin (May 4) and Jacksonville State (May 8-9). This year's OVC Tournament will be held at Choccolocco Park in Oxford, Alabama. The top four teams in the conference will contend for the OVC's automatic NCAA Tournament berth



# SOUTHEAST MISSOURI SOFTBALL NOTES // EASTERN ILLINOIS

## Numerical

No.	Name	Pos.	Ht.	B/T	Cl.	Hometown (High School/College)
1	Jillian Anderson	OF	5-4	L/L	Fr.	Rochester, Ill. (Rochester)
2	Rachel Anderson	OF	5-3	L/R	Sr.	Edwardsville, Ill. (Edwardsville)
3	Kimmy Wallen	OF	5-7	L/R	Fr.	Park Hills, Mo. (Central)
4	Alyson Tucker	INF/P	5-5	R/R	So.	Farmington, Mo. (Farmington)
5	Kileigh Grisham	INF	5-7	R/R	Fr.	Eureka, Mo. (Eureka)
6	Marisa Davis	P	5-4	L/L	So.	Kansas City, Mo. (Lee's Summit North)
7	Karsyn Davis	C	5-11	R/R	Fr.	Harrisburg, Ill. (Harrisburg)
8	Abby Rollet	OF	5-7	L/R	Jr.	Perryville, Mo. (Notre Dame/Jefferson College)
9	Rachel Rook	P	5-11	R/R	Jr.	Republic, Mo. (Republic)
10	Ashley Emert	C/INF	5-10	R/R	Jr.	East Peoria, Ill. (East Peoria/Illinois State)
11	Danina Marton	OF	5-10	R/R	Jr.	Northridge, Calif. (Grover Cleveland)
12	Katie Dreiling	P/INF	5-9	L/R	Fr.	Jonesboro, Ark. (Valley View)
14	Kaylee Anderson	INF/P	5-7	R/R	Jr.	Warrenton, Mo. (Warrenton)
15	Austine Pauley	INF	5-6	R/R	Sr.	St. Charles, Mo. (Francis Howell North/Lindenwood)
16	Abigail Rickermann	INF	5-6	L/R	Fr.	Festus, Mo. (Festus)
17	Kelby Robinson	OF	5-6	L/R	Fr.	Wentzville, Mo. (Holt)
19	Paytience Holman	P	5-8	R/R	Fr.	Mexico, Mo. (Mexico)
20	Leaha Wininger	INF	5-7	R/R	So.	Johnston City, Ill. (Johnston City)
21	Chelsy Pena	C	5-6	R/R	So.	Columbia, Ill. (Columbia)
22	Amanda Hansen	P/INF	6-0	R/R	Fr.	Wentzville, Mo. (Holt)
24	Kynzie Wrigley	INF	5-3	L/R	Fr.	Mt. Zion, Ill. (Mt. Zion)
26	Ashley Ellis	INF	5-8	R/R	Sr.	Arnold, Mo. (Fox)
27	Anna Griffin	INF	6-1	R/R	So.	Bentonville, Ark. (Bentonville West)

## Numerical

No.	Name	Pos.	Ht.	B/T	Cl.	Hometown (High School/College)
1	Jillian Anderson	OF	5-4	L/L	Fr.	Rochester, Ill. (Rochester)
14	Kaylee Anderson	INF/P	5-7	R/R	Jr.	Warrenton, Mo. (Warrenton)
2	Rachel Anderson	OF	5-3	L/R	Sr.	Edwardsville, Ill. (Edwardsville)
7	Karsyn Davis	C	5-11	R/R	Fr.	Harrisburg, Ill. (Harrisburg)
6	Marisa Davis	P	5-4	L/L	So.	Kansas City, Mo. (Lee's Summit North)
12	Katie Dreiling	P/INF	5-9	L/R	Fr.	Jonesboro, Ark. (Valley View)
26	Ashley Ellis	INF	5-8	R/R	Sr.	Arnold, Mo. (Fox)
10	Ashley Emert	C/INF	5-10	R/R	Jr.	East Peoria, Ill. (East Peoria/Illinois State)
27	Anna Griffin	INF	6-1	R/R	So.	Bentonville, Ark. (Bentonville West)
5	Kileigh Grisham	INF	5-7	R/R	Fr.	Eureka, Mo. (Eureka)
22	Amanda Hansen	P/INF	6-0	R/R	Fr.	Wentzville, Mo. (Holt)
19	Paytience Holman	P	5-8	R/R	Fr.	Mexico, Mo. (Mexico)
11	Danina Marton	OF	5-10	R/R	Jr.	Northridge, Calif. (Grover Cleveland)
15	Austine Pauley	INF	5-6	R/R	Sr.	St. Charles, Mo. (Francis Howell North/Lindenwood)
21	Chelsy Pena	C	5-6	R/R	So.	Columbia, Ill. (Columbia)
17	Kelby Robinson	OF	5-6	L/R	Fr.	Wentzville, Mo. (Holt)
8	Abby Rollet	OF	5-7	L/R	Jr.	Perryville, Mo. (Notre Dame/Jefferson College)
9	Rachel Rook	P	5-11	R/R	Jr.	Republic, Mo. (Republic)
16	Abigail Rickermann	INF	5-6	L/R	Fr.	Festus, Mo. (Festus)
4	Alyson Tucker	INF/P	5-5	R/R	So.	Farmington, Mo. (Farmington)
3	Kimmy Wallen	OF	5-7	L/R	Fr.	Park Hills, Mo. (Central)
20	Leaha Wininger	INF	5-7	R/R	So.	Johnston City, Ill. (Johnston City)
24	Kynzie Wrigley	INF	5-3	L/R	Fr.	Mt. Zion, Ill. (Mt. Zion)

**Head Coach:** Mark Redburn (Seventh Year/Missouri-St. Louis, 1993)

**Assistant Coaches:** Kristen Jones (Sixth Year/Augusta State, 2012); Matthew Guemmer (Second Year, Missouri, 2013)

**Student Manager:** Jessica Gilbert

## Roster Breakdown

Total Squad Members	23
Seniors	3
Juniors	5
Sophomores	5
Freshmen	10

## Pronunciation Guide


Katie Dreiling	Dry-ling
Austine Pauley	Aus-TEEN
Abby Rollet	Roll-AYE

## Geographical Breakdown

Arkansas	2
Anna Griffin, Katie Dreiling	
California	1
Danina Martin	
Illinois	7
Jillian Anderson, Rachel Anderson, Karsyn Davis, Ashley Emert, Leaha Wininger, Chelsy Pena, Kynzie Wrigley	
Missouri	13
Kimmy Wallen, Alyson Tucker, Kileigh Grisham, Marisa Davis, Abby Rollet, Rachel Rook, Kaylee Anderson, Austine Pauley, Abigail Rickermann, Kelby Robinson, Paytience Holman, Amanda Hansen, Ashley Ellis	



**1**  
**Jillian Anderson**  
OF / 5-4 / Fr. / L/L  
Rochester, Ill.




**2**  
**Rachel Anderson**  
OF / 5-3 / Sr. / L/R  
Edwardsville, Ill.



**3**  
**Kimmy Wallen**  
OF / 5-7 / Fr. / L/R  
Park Hills, Mo.




**4**  
**Alyson Tucker**  
INF/P / 5-5 / So. / R/R  
Farmington, Mo.



**5**  
**Kileigh Grisham**  
INF / 5-7 / Fr. / R/R  
Eureka, Mo.




**6**  
**Marisa Davis**  
P / 5-4 / So. / L/L  
Kansas City, Mo.



**7**  
**Karsyn Davis**  
C / 5-11 / Fr. / R/R  
Harrisburg, Ill.



**8**  
**Abby Rollet**  
OF / 5-7 / Jr. / L/R  
Perryville, Mo.



**9**  
**Rachel Rook**  
P / 5-11 / Jr. / R/R  
Republic, Mo.




**10**  
**Ashley Emert**  
C/INF / 5-10 / Jr. / R/R  
East Peoria, Ill.




**11**  
**Danina Marton**  
OF / 5-10 / Jr. / R/R  
Northridge, Calif.



**12**  
**Katie Dreiling**  
P/INF / 5-7 / Jr. / R/R  
Jonesboro, Ark.




**14**  
**Kaylee Anderson**  
INF/P / 5-7 / Jr. / R/R  
Warrenton, Mo.



**15**  
**Austine Pauley**  
INF / 5-6 / Sr. / R/R  
St. Charles, Mo.



**16**  
**Abigail Rickermann**  
INF / 5-6 / Fr. / L/R  
Festus, Mo.




**17**  
**Kelby Robinson**  
OF / 5-6 / Fr. / L/R  
Wentzville, Mo.



**19**  
**Paytience Holman**  
P / 5-8 / Fr. / R/R  
Mexico, Mo.




**20**  
**Leaha Winger**  
INF / 5-7 / So. / R/R  
Johnston City, Ill.




**21**  
**Chelsy Pena**  
C / 5-6 / So. / R/R  
Columbia, Ill.




**22**  
**Amanda Hansen**  
P/INF / 6-0 / Fr. / R/R  
Wentzville, Mo.



**24**  
**Kynzie Wrigley**  
INF / 5-3 / Fr. / L/R  
Mt. Zion, Ill.



**26**  
**Ashley Ellis**  
INF / 5-8 / Sr. / R/R  
Arnold, Mo.



**27**  
**Anna Griffin**  
INF / 6-1 / So. / R/R  
Bentonville, Ark.



**Mark Redburn**  
Head Coach  
Seventh Year



**Kristen Jones**  
Assistant Coach  
Sixth Year



**Matthew Guemmer**  
Assistant Coach  
Second Year



**Jessica Gilbert**  
Student Manager







HEAD COACH

SEVENTH YEAR // MISSOURI-ST. LOUIS, 1993

**M**ark Redburn enters his seventh year at Southeast Missouri which is again ready to defend its Ohio Valley Conference regular-season and tournament crowns.

In the last two plus seasons, the Redhawks put together an overall record of 91-43 and 32-12 mark in OVC play. In over five years with Redburn at the helm, SEMO has produced one NFCA All-American, six NFCA All-Region selections, 11 All-OVC picks, one OVC Player of the Year, one OVC Tournament Most Valuable Player and two CoSIDA Academic All-Americans.

SEMO was off to a great start and had all the makings for a big 2020 campaign, but a global COVID-19 pandemic shut its season down only 17 games in.

The Redhawks won nine in

a row and posted a 9-1 record in their first 10 games of the season. SEMO finished with an overall record of 12-5 and did not get a chance to play any OVC games when play was cancelled.

Although the 2020 season lasted just 23 days (Feb. 14-Mar. 8), the Redhawks accomplished a lot in a short amount of time.

SEMO led the Ohio Valley Conference in slugging percentage (.528), on-base percentage (.411), triples (14), stolen bases (41), hits allowed (84) and earned runs allowed (40). The Redhawks also rated second in the league in batting average (.310), home runs (19), opposing batting average (.204), runs allowed (51), stolen bases per game (2.4) and triples per game (0.8).

Nationally, SEMO was among the top 25 in triples per game

(2nd), stolen bases per game (8th, 2.4), scoring (16th, 6.7), slugging percentage (21st) and on-base percentage (24th).

Individually, Rachel Anderson led the OVC in batting average (.480), slugging percentage (.880), on-base percentage (.541) and triples (5) following a season that culminated with her winning the league's coveted Player of the Year honor. Anderson, who didn't strike out all year, capped her 2020 campaign as only the sixth player in program history to claim First-Team CoSIDA Academic All-America accolades.

Pitcher Rachel Rook was atop the OVC in earned run average (0.70) and opposing batting average (.119), while Ashley Ellis ended the year as the league's leader in home runs (8).

Redburn guided SEMO to

its first OVC regular-season and tournament championship, and NCAA Regional appearance in 20 years the year before that in 2019..

What a year 2019 was for SEMO which set an all-time program record with 46 wins, the only 40-win season in the school's entire NCAA Division I era. The Redhawks went 46-18 overall and 17-5 in the OVC before going 1-2 at the NCAA Regional in Oxford, Mississippi.

SEMO had so much to celebrate over the course of its magical 2019 campaign.

Redburn and his staff were honored as the National Fastpitch Coaches Association (NFCA) Mideast Region Coaching Staff of the Year. For Redburn himself, he was voted OVC Coach of the Year for the first time in his career.

Four players earned All-OVC





honors, three claimed NFCA All-Region accolades and one garnered NFCA All-America distinction. Outfielder Rachel Anderson became SEMO's first All-American in 28 years and the program's first All-American in the NCAA Division I tenure. TEAM 43 was also recognized by the NFCA for achieving the fourth highest grade point average among all NCAA Division I schools. SEMO recorded a team GPA of 3.678 with 17 players securing NFCA All-America Scholar-Athlete honors.

Redburn certainly has the Redhawks trending in the right direction as his teams averaged nearly 40 wins (39.5) in the last two seasons alone. SEMO put together a 79-38 (.678) record and went 32-12 (.727) in conference play over that span.

Statistically, SEMO's 2019 team broke a total of 17 single-season records in slugging percentage (.510), on-base percentage (.382), game played (64), runs (363), hits (501), home runs (74), RBI (318), total bases (850), walks (180), stolen bases (89), stolen base attempts (117), wins (46), saves (11), batters struck out (331), batters struck out looking (90), innings pitched (414) and putouts (1242).

In 18 years as an NCAA Division I head coach, Division I assistant coach and National Junior College Athletic Association (NJCAA) head coach, Redburn has made 13 postseason appearances which include one NCAA Women's College World Series, two NCAA Super-Regionals, four NCAA Regionals and two NJCAA

National Tournaments.

In 2018, the Redhawks finished at 33-20 overall and fourth in the OVC with a 15-7 mark. SEMO locked down its first winning campaign in seven years.

The Redhawks heated up to win 11 of their final 14 regular-season games and advanced to the eight-team OVC Tournament.

SEMO's 2018 club finished with a 74 RPI among the nation's 296 NCAA Division I softball teams, quite a jump from its 173 ranking in 2017. The Redhawks collected eight doubleheader sweeps along the way.

Defensively, SEMO improved tremendously. After ranking eighth in the OVC in fielding percentage a year ago, the Redhawks were the league's second-best fielding team in 2018. SEMO had 43 errors and committed 16 less than it did in 2017. The Redhawks went error free in 25 games equating to 47 percent of their entire season.

The year before that, SEMO finished the 2017 campaign among the school's top single-season leaders in slugging percentage (6th, .427), on-base percentage (5th, .356), triples (4th, 21), home runs (9th, 31), total bases (9th, 567), stolen bases (2nd, 65), stolen base attempts (1st, 88), opponent batting average (7th, .282), strikeouts/7 innings (7th, 4.17), strikeouts (10th, 194), strikeouts looking (3rd, 61) fewest doubles allowed (8th, 49), fielding percentage (8th, .960), fewest errors (7th, 59) and fewest stolen bases against (3rd, 38).

Redburn picked up his 200th

career victory when SEMO beat Austin Peay, 7-4, on Apr. 30, 2016. His 2016 club ranked among the school's top-10 teams in doubles (6th, 69), stolen bases (3rd, 58), walks (8th, 138), home runs (6th, 35) and slugging percentage (6th, .412).

In his first season, Redburn led the Redhawks to an overall record of 19-27 and 12-12 in OVC play during 2015. His 19 victories came after SEMO won no more than 15 games in each of the previous two seasons. Redburn's first club at Southeast also had 12 OVC wins, a +9 increase from the 2014 campaign. In addition, the Redhawks made the OVC Tournament, snapping a streak of three years where they missed the event.

Not only did Redburn earn his 100th career NCAA Division I win in his inaugural season with the Redhawks, but he coached three All-OVC selections and one NFCA All-Region honoree.

Statistically, SEMO finished among the top-five OVC teams in batting average (3rd), slugging percentage (5th), on-base percentage (5th) and hits (5th). The 2015 Redhawks also broke two single-season records with Kayla Fortner establishing new marks



## ■ The Redburn File

### Experience:

19th Year (Seventh at SEMO)

### Hometown:

St. Charles, Mo.

### Birthdate:

April 19, 1967

### Alma Mater:

Missouri-St. Louis, 1993

### Education:

B.S. Special Education (Missouri-St. Louis)  
Master's Higher Education in Athletics/  
Activities Administration (William Woods)

### Date Hired:

June 26, 2014

### Family:

Wife - Tracy  
Children - Joe, Jack

### Coaching Experience:

St. Charles CC, Head Coach, 2002-04  
Jefferson College, Head Coach 2005-06  
Missouri, Assistant Coach, 2007-09  
Evansville, Head Coach, 2010-14  
Southeast Missouri, Head Coach, 2015-pr.



## SOUTHEAST MISSOURI SOFTBALL NOTES // EASTERN ILLINOIS

in home runs and single-game mark and set a single-game school record with six home runs, as well.

Academically, the Redhawks accumulated a 3.35 grade point average during the 2014-15 academic year as a total of nine players earned NFCA All-America Scholar-Athlete status for achieving a 3.5 or higher GPA.

Redburn coached a total of four first-team All-OVC selections, three second-team All-OVC picks, one OVC Freshman of the Year, three NFCA All-Region honorees and three OVC All-Newcomer selections in his first four years as SEMO's head coach.

The fourth head coach in Redhawk softball history, Redburn won 90 games in five years as head coach at the University of Evansville before accepting the job at Southeast on June 26, 2014.

In 2014, Redburn coached a UE team with five starters that were underclassmen, including four freshmen and one sophomore. The Purple Aces achieved their highest batting average since 2007. Additionally, UE had a freshman lead the team in stolen bases and home runs.

Despite a season that allowed 53 games, the 2013 team had its best season in Redburn's five years at UE. Entering the Missouri Valley Conference Tournament as the No. 7 seed, the Purple Aces beat the No. 6, No. 3 and No. 2 seeds to make their first MVC Championship appearance since

2003. UE finished second with three players garnering All-Tournament team honors.

The 2013 campaign resulted in the most overall wins in a season since 2008 and the best regular-season and conference tournament finish since Redburn's arrival. UE continued its aggressive baserunning with 89 stolen bases, ranking second in the MVC. The pitching staff also rated fourth in the conference.

Redburn's 2012 club saw improvement as well, winning more games than it had the previous season. The Purple Aces stole 79 bases and had two all-conference and one National Fastpitch Coaches Association All-Region selection that year. In 2011, Redburn exposed a young and inexperienced team to some of the top programs in the nation as UE played one of its most difficult schedules. Tennessee, Georgia Tech, Missouri, Ohio State, Texas Tech, South Alabama and Chattanooga were among the stiff competition.

Redburn quickly started to transform the UE program during his first year in 2010. The Purple Aces secured a berth in the MVC Tournament after winning 10 conference games. UE led the MVC with 31 doubles and hit 36 home runs, while producing two all-conference picks.

Academically, Redburn's teams consistently enjoyed success. In fact, each of his last four UE teams accumulated a 3.1 or higher grade point average. He had several student-athletes

obtain over a 3.5 GPA and earn academic recognition along the way.

Prior to UE, Redburn spent three years as an assistant coach at the University of Missouri working primarily with the pitchers and catchers, and serving as recruiting coordinator.

He was part of a coaching staff that compiled an overall record of 137-53. The Tigers registered a school record for victories (50), won the Big 12 Conference Tournament, won their Regional and defeated host UCLA in the Super Regional to advance to the College World Series in 2009. Overall, Redburn coached four all-conference pitchers, including USA National Team Pitcher Chelsea Thomas at Missouri.

Redburn began his collegiate coaching career as head coach at St. Charles (Mo.) Community College from 2001-04. He led the 2003 team to its first Region 16 championship and

a seventh-place finish at the National Junior College Athletic Association Division I National Tournament. His 2004 squad set a school record with 33 victories.

Following his stay at St. Charles CC, Redburn spent two seasons as head coach of the new softball program at Jefferson College. In the program's first year of competition, 2006, he led Jefferson to a 49-16 record, Region 16 championship and ninth-place finish at the NJCAA Division I National Tournament. Redburn was honored as the Midwest Community College Athletic Conference Coach of the Year following that season.

A native of St. Charles, Missouri, Redburn graduated from the University of Missouri-St. Louis in 1993 and received his master's degree in Athletics/Activities Administration from William Woods University.

He and his wife, Tracy, have two sons, Joe and Jack.





## Redburn's Year-by-Year Records

Year	School	Assignment	Record	Conference Finish	Postseason
2002	St. Charles CC	Head Coach	16-21	3rd	Region XVI Runner-Up
2003	St. Charles CC	Head Coach	26-21	2nd	Region XVI Champions 7th NJCAA National Tournament
2004	St. Charles CC	Head Coach	33-16	1st	3rd in Region XVI
2005	Jefferson College	Head Coach	-	Program Preparation Year	-
2006	Jefferson College	Head Coach	49-16	1st Region 16	-
2007	Missouri	Assistant Coach	40-23, 13-4	3rd Big 12	-
2008	Missouri	Assistant Coach	47-17, 11-6	3rd Big 12	-
2009	Missouri	Assistant Coach	50-12, 12-6	2nd Big 12	1st Big 12 Tournament NCAA Midwest Regional Champions NCAA Super Regional Champions 8th in College World Series
2010	Evansville	Head Coach	18-34, 10-16	7th MVC	-
2011	Evansville	Head Coach	12-42, 6-21	9th MVC	-
2012	Evansville	Head Coach	18-37, 8-19	8th MVC	-
2013	Evansville	Head Coach	23-30, 11-12	7th MVC	2nd MVC Tournament
2014	Evansville	Head Coach	19-32, 7-19	10th MVC	-
2015	Southeast Missouri	Head Coach	19-27, 12-12	7th OVC	8th OVC Tournament
2016	Southeast Missouri	Head Coach	16-33, 10-17	10th OVC	-
2017	Southeast Missouri	Head Coach	23-27, 8-14	9th OVC	-
2018	Southeast Missouri	Head Coach	33-20, 15-7	4th OVC	7th OVC Tournament
2019	Southeast Missouri	Head Coach	46-18, 17-5	1st OVC	1st OVC Tournament 3rd NCAA Regional
2020*	Southeast Missouri	Head Coach	12-5	-	-
2021	Southeast Missouri	Head Coach	15-10	11-1 OVC	-

\* Season ended due to a global COVID-19 pandemic

**Overall Record as a Collegiate Coach:** 516-441 (19 years)

**Overall Record as a Head Coach:** 378-389 (16 years)

Record at Southeast Missouri, 164-140, 73-56 Ohio Valley Conference (7 years)

Record at Evansville, 90-175, 42-87 Missouri Valley Conference (5 years)

Record at Jefferson College, 49-16 (1 year)

Record at St. Charles CC: 75-58 (3 years)

Record as Assistant Coach at Missouri: 137-52 (3 years)

### Redburn by the Numbers

- 66 OVC Commissioner's Honor Roll Selections
- 26 NFCA All-America Scholar-Athletes
- 20+ Academic All-Americans
- 11 NJCAA All-Region 16 Players
- 15 OVC Medal of Honor Recipients
- 6 First-Team All-OVC Selections
- 6 All-MVC Players
- 6 MVC Scholar-Athletes
- 6 OVC Players of the Week
- 5 All-Americans
- 5 NFCA All-Region Selections
- 4 OVC Pitchers of the Week
- 4 MCCAC All-Conference Players
- 3 OVC All-Newcomer Selections
- 3 MVC Players of the Week
- 2 Second-Team All-OVC Selections
- 1 OVC Player of the Year
- 1 OVC Freshman of the Year

### Coaching Honors

- 2019 OVC Coach of the Year
- 2019 NFCA Midwest Region Coaching Staff of the Year
- 2009 Midwest Coaching Staff of the Year
- 2006 Region 16 and MCCAC Coach of the Year
- 2003 Region 16 Coach of the Year




**2021 Statistics**

Record: 15-10 Home: 6-1 Away: 7-8 Neutral: 2-1 OVC: 11-1

Player	avg	gp-gs	ab	r	h	2b	3b	hr	rbi	tb	slg%	bb	hp	so	gdp	ob%	sf	sh	sb-att	po	a	e	fld%
12 DREILING, Katie	.466	21-18	58	10	27	7	0	3	13	43	.741	5	0	7	1	.508	0	0	2-2	0	1	0	1.000
2 ANDERSON, Rachel	.411	25-25	73	19	30	5	1	3	17	46	.630	13	3	9	0	.517	0	3	6-8	37	0	0	1.000
24 WRIGLEY, Kynzie	.372	18-14	43	11	16	4	0	1	5	23	.535	4	0	6	0	.417	1	0	2-2	13	16	1	.967
14 ANDERSON, Kaylee	.333	25-25	75	20	25	3	0	7	18	49	.653	2	4	9	0	.383	0	0	2-2	39	4	0	1.000
1 ANDERSON, Jillian	.313	24-24	67	14	21	7	1	0	7	30	.448	15	2	15	0	.452	0	0	7-12	42	0	0	1.000
7 DAVIS, Karsyn	.306	18-14	36	2	11	3	0	1	7	17	.472	2	0	3	1	.342	0	0	0-0	71	3	1	.987
4 TUCKER, Alyson	.267	20-20	45	8	12	3	0	1	4	18	.400	7	3	7	0	.400	0	1	1-1	16	31	6	.887
26 ELLIS, Ashley	.246	25-25	65	11	16	1	0	9	26	44	.677	8	1	15	0	.329	2	0	0-0	127	1	1	.992
15 PAULEY, Austine	.229	21-19	48	10	11	1	1	3	5	23	.479	4	0	11	1	.283	1	0	2-3	19	28	5	.904
10 EMERT, Ashley	.152	20-17	46	2	7	1	0	1	4	11	.239	2	1	13	0	.204	0	0	0-0	23	26	4	.925
16 RICKERMANN, Abigail	.080	18-5	25	5	2	0	0	0	0	2	.080	3	0	6	0	.179	0	2	1-1	8	8	1	.941
21 PENA, Chelsy	.080	15-9	25	1	2	1	0	0	2	3	.120	4	1	4	0	.226	1	1	0-0	72	1	3	.961
-----																							
3 WALLEN, Kimmy	.300	17-3	20	3	6	1	0	0	0	7	.350	2	0	3	0	.364	0	0	2-3	4	0	1	.800
20 WININGER, Leah	.167	13-3	12	0	2	0	0	0	2	2	.167	1	0	3	0	.231	0	0	0-0	3	0	0	1.000
27 GRIFFIN, Anna	.154	9-3	13	0	2	0	0	0	1	2	.154	1	0	6	0	.214	0	0	0-0	0	0	0	.000
11 MARTON, Danina	.000	9-1	4	1	0	0	0	0	0	0	.000	0	1	2	0	.200	0	0	0-2	3	0	0	1.000
8 ROLLET, Abby	.000	2-0	1	0	0	0	0	0	0	0	.000	1	0	0	0	.500	0	0	0-0	0	0	0	.000
17 ROBINSON, Kelby	.000	11-0	0	4	0	0	0	0	0	0	.000	0	0	0	0	.000	0	0	4-6	1	0	0	1.000
9 ROOK, Rachel	.000	1-1	0	0	0	0	0	0	0	0	.000	0	0	0	0	.000	0	0	0-0	2	4	1	.857
Totals	.290	25	656	121	190	37	3	29	111	320	.488	74	16	119	3	.373	5	7	29-42	480	139	24	.963
Opponents	.221	25	615	83	136	20	2	21	75	223	.363	50	19	142	1	.298	5	7	24-26	488	200	27	.962

LOB - Team (149), Opp (133). DP's turned - Team (4), Opp (7). IBB - Team (0), Opp (1).

**(All games Sorted by Earned run avg)**

Player	era	w-l	app	gs	cg	sho	sv	ip	h	r	er	bb	so	2b	3b	hr	b/avg	wp	hp	bks	sfa	sha
9 ROOK, Rachel	2.64	10-5	18	15	6	4/0	1	79.2	55	33	30	20	95	13	0	10	.187	6	9	0	3	3
19 HOLMAN, Paytience	3.66	4-5	14	10	3	2/0	0	51.2	51	32	27	18	29	4	1	9	.246	2	6	0	1	1
-----																						
6 DAVIS, Marisa	3.04	1-0	12	0	0	0/0	3	23.0	24	10	10	5	16	2	1	0	.267	0	2	0	1	1
12 DREILING, Katie	7.41	0-0	4	0	0	0/0	0	5.2	6	8	6	7	2	1	0	2	.250	0	2	0	0	2
Totals	3.19	15-10	25	25	9	6/0	4	160.0	136	83	73	50	142	20	2	21	.221	8	19	0	5	7
Opponents	4.56	10-15	25	25	9	2/1	1	162.2	190	121	106	74	119	37	3	29	.290	5	16	0	5	7

PB - Team (2), PENA 1, K. DAVIS 1, Opp (2). SBA/ATT - PENA (16-17), ROOK (15-16), K. DAVIS (7-8), HOLMAN (4-5), M. DAVIS (3-3), DREILING (2-2), WININGER (1-1).



## 2021 Results

Date	Opponent	Score	Inns	Overall	OVC	Pitcher of record	Attend	Time
02-13-21	at Auburn-1	L 0-8	5	0-1-0	0-0-0	ROOK (L 0-1)	-	1:40
02-13-21	at Auburn-2	L 1-5	7	0-2-0	0-0-0	HOLMAN (L 0-1)	370	2:08
02-14-21	at Auburn	L 1-3	7	0-3-0	0-0-0	ROOK (L 0-2)	370	1:54
02-20-21	at Tennessee	L 0-7	7	0-4-0	0-0-0	HOLMAN (L 0-2)	203	1:43
02-20-21	at Tennessee	L 3-5	7	0-5-0	0-0-0	ROOK (L 0-3)	232	1:57
! 02-26-21	vs North Dakota State	w 6-2	7	1-5-0	0-0-0	ROOK (W 1-3)	0	
! 02-26-21	at #24 Arkansas	L 3-9	7	1-6-0	0-0-0	HOLMAN (L 0-3)	570	2:01
! 02-27-21	vs Texas Tech	w 5-3	(8)	2-6-0	0-0-0	ROOK (W 2-3)	489	2:01
! 02-27-21	at #24 Arkansas	L 3-6	7	2-7-0	0-0-0	ROOK (L 2-4)	574	1:34
! 02-28-21	vs Texas Tech	L 1-7	7	2-8-0	0-0-0	ROOK (L 2-5)	427	2:09
* 03-05-21	AUSTIN PEAY	w 6-5	7	3-8-0	1-0-0	M. DAVIS (W 1-0)	162	2:08
* 03-06-21	AUSTIN PEAY-1	L 3-4	7	3-9-0	1-1-0	HOLMAN (L 0-4)	333	2:13
* 03-06-21	AUSTIN PEAY-2	w 8-0	6	4-9-0	2-1-0	ROOK (W 3-5)	345	2:07
* 03-12-21	at Tennessee Tech-1	w 7-0	7	5-9-0	3-1-0	HOLMAN (W 1-4)	125	4:48
* 03-12-21	at Tennessee Tech-2	w 4-1	7	6-9-0	4-1-0	ROOK (W 4-5)	125	1:57
* 03-13-21	at Tennessee Tech	w 8-4	7	7-9-0	5-1-0	ROOK (W 5-5)	135	2:15
03-16-21	at Southern Illinois	L 2-6	7	7-10-0	5-1-0	HOLMAN (L 1-5)	35	2hr
* 03-20-21	at Belmont Bruins-1	w 8-2	7	8-10-0	6-1-0	HOLMAN (W 2-5)	50	2:00
* 03-20-21	at Belmont Bruins-2	w 6-0	7	9-10-0	7-1-0	ROOK (W 6-5)	50	1:50
* 03-21-21	at Belmont Bruins	w 8-4	7	10-10-0	8-1-0	ROOK (W 7-5)	50	2:18
03-24-21	at Saint Louis	w 6-1	7	11-10-0	8-1-0	HOLMAN (W 3-5)	0	2:07
* 03-26-21	MOREHEAD STATE	w 8-0	5	12-10-0	9-1-0	ROOK (W 8-5)	168	1;20
* 03-27-21	MOREHEAD STATE-1	w 10-0	5	13-10-0	10-1-0	HOLMAN (W 4-5)	287	1:22
* 03-27-21	MOREHEAD STATE-2	w 9-1	6	14-10-0	11-1-0	ROOK (W 9-5)	247	1:32
03-31-21	SOUTHERN ILLINOIS	w 5-0	7	15-10-0	11-1-0	ROOK (W 10-5)	132	2:02

\* = Conference game

! = Razorback Invitational (Fayetteville, Ark.)

() extra inning game



## 2021 Season/Career Statistics

Record: 15-10 Home: 6-1 Away: 7-8 Neutral: 2-1 OVC: 11-1

Player	SEASON													CAREER													
	Avg	G-GS	AB	R	H	2B	3B	HR	RBI	BB	Hbp	SO	Sb-Att	Avg	G-GS	AB	R	H	2B	3B	HR	RBI	BB	Hbp	SO	Sb-Att	
12 DREILING, Katie	.466	21-18	58	10	27	7	0	3	13	5	0	7	2-2	.466	21-18	58	10	27	7	0	3	13	5	0	7	2-2	
2 ANDERSON, Rachel	.411	25-25	73	19	30	5	1	3	17	13	3	9	6-8	.420	209-209	609	162	256	39	30	27	147	99	16	67	65-88	
24 WRIGLEY, Kynzie	.372	18-14	43	11	16	4	0	1	5	4	0	6	2-2	.372	18-14	43	11	16	4	0	1	5	4	0	6	2-2	
14 ANDERSON, Kaylee	.333	25-25	75	20	25	3	0	7	18	2	4	9	2-2	.281	108-79	249	58	70	12	2	11	46	7	11	38	14-15	
1 ANDERSON, Jillian	.313	24-24	67	14	21	7	1	0	7	15	2	15	7-12	.313	24-24	67	14	21	7	1	0	7	15	2	15	7-12	
7 DAVIS, Karsyn	.306	18-14	36	2	11	3	0	1	7	2	0	3	0-0	.282	23-15	39	2	11	3	0	1	7	3	0	3	0-0	
4 TUCKER, Alyson	.267	20-20	45	8	12	3	0	1	4	7	3	7	1-1	.267	20-20	45	8	12	3	0	1	4	7	3	7	1-1	
26 ELLIS, Ashley	.246	25-25	65	11	16	1	0	9	26	8	1	15	0-0	.273	206-206	567	80	155	25	4	43	148	67	6	134	5-6	
15 PAULEY, Austine	.229	21-19	48	10	11	1	1	3	5	4	0	11	2-3	.250	38-36	96	22	24	5	2	5	14	12	1	20	8-10	
10 EMERT, Ashley	.152	20-17	46	2	7	1	0	1	4	2	1	13	0-0	.160	57-30	81	11	13	2	1	2	9	9	2	26	5-5	
16 RICKERMANN, Abigail	.080	18-5	25	5	2	0	0	0	0	3	0	6	1-1	.080	18-5	25	5	2	0	0	0	0	3	0	6	1-1	
21 PENA, Chelsy	.080	15-9	25	1	2	1	0	0	2	4	1	4	0-0	.183	74-29	109	13	20	5	0	0	15	10	1	12	3-5	
3 WALLEN, Kimmy	.300	17-3	20	3	6	1	0	0	0	2	0	3	2-3	.244	31-9	45	6	11	1	0	0	2	4	0	5	5-6	
20 WININGER, Leah	.167	13-3	12	0	2	0	0	0	2	1	0	3	0-0	.133	36-4	30	5	4	1	0	0	3	2	0	6	1-2	
27 GRIFFIN, Anna	.154	9-3	13	0	2	0	0	0	1	1	0	6	0-0	.203	47-16	64	7	13	2	1	2	8	14	0	22	1-1	
11 MARTON, Danina	.000	9-1	4	1	0	0	0	0	0	0	1	2	0-2	.276	47-2	29	9	8	1	0	0	3	2	1	6	3-6	
8 ROLLET, Abby	.000	2-0	1	0	0	0	0	0	0	1	0	0	0-0	.000	2-0	1	0	0	0	0	0	0	1	0	0	0-0	
17 ROBINSON, Kelby	.000	11-0	0	4	0	0	0	0	0	0	0	0	4-6	.000	11-0	0	4	0	0	0	0	0	0	0	0	4-6	
9 ROOK, Rachel	.000	1-1	0	0	0	0	0	0	0	0	0	0	0-0	.000	6-5	0	0	0	0	0	0	0	0	0	0	0-0	
Totals	.290	25-25	656	121	190	37	3	29	111	74	16	119	29-42														
Opponents	.221	25-25	615	83	136	20	2	21	75	50	19	142	24-26														

(All games Sorted by Earned run avg)

Player	SEASON														CAREER													
	ERA	W-L	App	GS	CG	Sho	Sv	IP	H	R	ER	BB	SO	ERA	W-L	App	GS	CG	Sho	Sv	IP	H	R	ER	BB	SO		
9 ROOK, Rachel	2.64	10-5	18	15	6	4	1	79.2	55	33	30	20	95	2.37	30-16	88	38	13	9	7	257.0	177	98	87	83	299		
19 HOLMAN, Paytience	3.66	4-5	14	10	3	2	0	51.2	51	32	27	18	29	3.20	6-8	22	15	5	3	0	85.1	82	49	39	31	63		
6 DAVIS, Marisa	3.04	1-0	12	0	0	0	3	23.0	24	10	10	5	16	3.68	3-1	34	2	0	0	3	59.0	62	34	31	21	42		
12 DREILING, Katie	7.41	0-0	4	0	0	0	0	5.2	6	8	6	7	2	7.41	0-0	4	0	0	0	0	5.2	6	8	6	7	2		
Totals	3.19	15-10	25	25	9	6	4	160.0	136	83	73	50	142															
Opponents	4.56	10-15	25	25	9	2	1	162.2	190	121	106	74	119															



**Multiple-Hit Games**

Player	2	3	4	5+	Total
Rachel Anderson	8	1	1	-	10
Katie Dreiling	6	3	-	-	9
Kaylee Anderson	7	-	-	-	7
Jillian Anderson	4	1	-	-	5
Kynzie Wrigley	3	1	-	-	4
Ashley Ellis	4	-	-	-	4
Karsyn Davis	3	-	-	-	3
Ashley Emert	2	-	-	-	2
Kimmy Wallen	1	-	-	-	1
Alyson Tucker	-	1	-	-	1
Austine Pauley	1	-	-	-	1

**Multiple-RBI Games**

Player	2	3	4	5+	Total
Ashley Ellis	4	2	-	2	8
Kaylee Anderson	4	1	-	-	5
Rachel Anderson	2	2	-	1	5
Katie Dreiling	-	2	-	-	2
Ashley Emert	-	1	-	-	1
Alyson Tucker	1	-	-	-	1
Leaha Wining	1	-	-	-	1
Karsyn Davis	-	-	1	-	1
Jillian Anderson	1	-	-	-	1

**Inning-by-Inning Summary**

Inning	SEMO	Opp.
First	27	15
Second	8	12
Third	21	14
Fourth	12	12
Fifth	22	5
Sixth	24	21
Seventh	5	4
Extra	2	0
Total	121	83

**Inning-by-Inning Summary (OVC Games)**

Inning	SEMO	Opp.
First	21	2
Second	8	1
Third	18	6
Fourth	5	3
Fifth	13	3
Sixth	15	6
Seventh	5	0
Extra	0	0
Total	85	21

**Current Hitting Streaks**

Player	Games	Started
Kynzie Wrigley	7	3/20
Austine Pauley	6	3/16

**Current Reached Base Streaks**

Player	Games	Started
Rachel Anderson	15	3/5
Jillian Anderson	15	3/6
Katie Dreiling	15	3/6
Austine Pauley	9	3/6
Alyson Tucker	8	3/20

**Career Multiple-Hit Games**

Player	2	3	4	5+	Total
Rachel Anderson	62	17	2	-	81
Ashley Ellis	36	6	-	1	43
Kaylee Anderson	14	2	-	-	16
Katie Dreiling	6	3	-	-	9
Jillian Anderson	4	1	-	-	5
Kynzie Wrigley	3	1	-	-	4
Chelsy Pena	4	-	-	-	4
Austine Pauley	3	-	1	-	4
Karsyn Davis	3	-	-	-	3
Ashley Emert	3	-	-	-	3
Kimmy Wallen	2	-	-	-	2
Danina Marton	1	-	-	-	1

**Career Multiple-RBI Games**

Player	2	3	4	5+	Total
Rachel Anderson	19	13	4	1	37
Ashley Ellis	17	11	6	2	36
Kaylee Anderson	11	2	1	-	14
Chelsy Pena	3	-	-	-	3
Austine Pauley	2	-	-	-	2
Ashley Emert	1	1	-	-	2
Katie Dreiling	-	2	-	-	2
Alyson Tucker	1	-	-	-	1
Leaha Wining	1	-	-	-	1
Jillian Anderson	1	-	-	-	1

**1 Jillian Anderson****2021 Season/Career-Highs**

At-Bats.....	4, 5x, last vs. Southern Illinois (3/31/21)
Runs.....	3, at Belmont (3/21/21)
Hits.....	3, vs. Austin Peay (3/6/21)
Doubles.....	2, at Tennessee Tech (3/13/21)
Triples.....	1, at Belmont (3/21/21)
Home Runs.....	-
RBI.....	2, at Belmont (3/20/21)
Stolen Bases.....	1, 7x, last vs. Morehead State (3/27/21)

**14 Kaylee Anderson****2021 Season-Highs**

At-Bats.....	4, 7x, last at Belmont (3/21)
Runs.....	2, 4x, last vs. Morehead State (3/27)
Hits.....	2, 7x, last vs. Morehead State (3/27)
Doubles.....	1, 3x, last vs. Morehead State (3/26)
Triples.....	-
Home Runs.....	2, at Tennessee Tech (3/12)
RBI.....	3, at Tennessee Tech (3/12)
Stolen Bases.....	2, at Belmont (3/20)

**Hitting Career-Highs**

At-Bats.....	5, vs. Kansas City (3/1/20)
Runs.....	3, vs. Kansas City (3/1/20)
Hits.....	3, 2x, last vs. Kansas City (3/1/20)
Doubles.....	2, vs. Saint Louis (4/17/19)
Triples.....	1, 2x, last vs. South Carolina State (2/23/20)
Home Runs.....	2, 2x, last at Tennessee Tech (3/12/21)
RBI.....	4, at Tennessee State (3/23/19)
Stolen Bases.....	3, vs. Mississippi Valley State (3/6/20)

**Pitching Career-Highs**

Innings Pitched.....	4.0, 5x, last at Troy (2/15/20)
Fewest Hits.....	0, 3x, last vs. Jacksonville State (5/11/19)
Most Hits.....	8, 2x, last vs. Purdue Fort Wayne (2/14/20)
Fewest Runs.....	0, 14x, last vs. Bryant (3/7/20)
Most Runs.....	9, vs. Purdue Fort Wayne (2/14/20)
Fewest Walks.....	0, 16x, last vs. Bryant (3/7/20)
Strikeouts.....	5, at Tennessee Tech (4/26/19)

**2 Rachel Anderson****2021 Season-Highs**

At-Bats.....	4, 5x, last vs. Morehead State (3/27)
Runs.....	3, vs. Morehead State (3/26)
Hits.....	4, vs. Morehead State (3/26)
Doubles.....	2, at Belmont (3/21)
Triples.....	1, vs. Morehead State (3/26)
Home Runs.....	1, 3x, last vs. Morehead State (3/27)
RBI.....	5, vs. Morehead State (3/27)
Stolen Bases.....	1, 6x, last vs. Morehead State (3/26)

**Career-Highs**

At-Bats.....	5, 4x, last vs. Purdue Fort Wayne (2/14/20)
Runs.....	3, 11x, last vs. Morehead State (3/26/21)
Hits.....	4, 2x, last vs. Morehead State (3/26/21)
Doubles.....	2, 2x, last at Belmont (3/21/21)
Triples.....	2, 2x, last at Alcorn State (2/25/17)
Home Runs.....	1, 27x, last vs. Morehead State (3/27/21)
RBI.....	5, vs. Morehead State (3/27/21)
Stolen Bases.....	4, vs. Kansas City (2/29/20)

**7 Karsyn Davis****2021 Season-Highs**

At-Bats.....	4, at Belmont (3/20)
Runs.....	1, 2x, last vs. Morehead State (3/27)
Hits.....	2, 3x, last vs. Morehead State (3/27)
Doubles.....	2, at Belmont (3/20)
Triples.....	-
Home Runs.....	1, vs. Morehead State (3/27)
RBI.....	4, at Belmont (3/20)
Stolen Bases.....	-

**Career-Highs**

At-Bats.....	4, at Belmont (3/20/21)
Runs.....	1, 2x, last vs. Morehead State (3/27/21)
Hits.....	2, 3x, last vs. Morehead State (3/27/21)
Doubles.....	2, at Belmont (3/20/21)
Triples.....	-
Home Runs.....	1, vs. Morehead State (3/27/21)
RBI.....	4, at Belmont (3/20/21)
Stolen Bases.....	-

**6 Marisa Davis****2021 Season-Highs**

Innings Pitched.....	4.0, at Tennessee Tech (3/12)
Fewest Hits.....	0, 4x, last at Tennessee Tech (3/13)
Most Hits.....	7, at Belmont (3/21)
Fewest Runs.....	0, 8x, last at Tennessee Tech (3/13)
Most Runs.....	4, at Belmont (3/21)
Fewest Walks.....	0, 9x, last at Tennessee Tech (3/13)
Strikeouts.....	3, vs. Texas Tech (2/27)

**Career-Highs**

Innings Pitched.....	4.0, 2x, last at Tennessee Tech (3/12/21)
Fewest Hits.....	0, 6x, last at Tennessee Tech (3/13/21)
Most Hits.....	7, at Belmont (3/21/21)
Fewest Runs.....	0, 19x, last at Tennessee Tech (3/13/21)
Most Runs.....	4, 3x, last at Belmont (3/21/21)
Fewest Walks.....	0, 20x, last at Tennessee Tech (3/13/21)
Strikeouts.....	3, 4x, last vs. Texas Tech (2/27/21)

**12 Katie Dreiling****2021 Hitting Season/Career-Highs**

At-Bats.....	4, 6x, last vs. Southern Illinois (3/31/21)
Runs.....	2, 3x, last vs. Morehead State (3/27/21)
Hits.....	3, 3x, last vs. Southern Illinois (3/31/21)
Doubles.....	1, 7x, last vs. Morehead State (3/27/21)
Triples.....	-
Home Runs.....	2, at Belmont (3/20/21)
RBI.....	3, 2x, last vs. Morehead State (3/27/21)
Stolen Bases.....	1, 2x, last at Saint Louis (3/24/21)

**2021 Pitching Season/Career-Highs**

Innings Pitched.....	2.0, at Auburn (2/13/21)
Fewest Hits.....	1, 2x, last vs. Texas Tech (2/28/21)
Most Hits.....	2, 2x, last vs. Austin Peay (3/6/21)
Fewest Runs.....	0, 2x, last vs. Austin Peay (3/6/21)
Most Runs.....	4, 2x, last at Arkansas (2/26/21)
Fewest Walks.....	1, 2x, last vs. Texas Tech (2/28/21)
Strikeouts.....	2, at Auburn (2/13/21)

**26 Ashley Ellis****2021 Season-Highs**

At-Bats.....	4, 2x, last at Southern Illinois (3/16)
Runs.....	2, 2x, last vs. Morehead State (3/27)
Hits.....	2, 4x, last vs. Morehead State (3/27)
Doubles.....	1, at Auburn (2/13)
Triples.....	-
Home Runs.....	2, 2x, last vs. Morehead State (3/27)
RBI.....	5, 2x, last vs. Morehead State (3/27)
Stolen Bases.....	-

**Career-Highs**

At-Bats.....	6, vs. Purdue Fort Wayne (2/14/20)
Runs.....	3, 2x, last vs. Purdue Fort Wayne (2/14/20)
Hits.....	3, 5x, last vs. Purdue Fort Wayne (2/14/20)
Doubles.....	3, vs. Morehead State (5/3/19)
Triples.....	1, 4x, last at Northern Iowa (2/9/19)
Home Runs.....	2, 6x, last vs. Morehead State (3/27/21)
RBI.....	5, 3x, last vs. Morehead State (3/27/21)
Stolen Bases.....	1, 5x, last vs. Drake (2/23/19)



## 10 Ashley Emert

2021 Season-Highs	
At-Bats.....	4, vs. Austin Peay (3/6)
Runs.....	1, 2x, last vs. North Dakota State (2/26)
Hits.....	2, 2x, last at Tennessee (2/20)
Doubles.....	1, at Auburn (2/13)
Triples.....	-
Home Runs.....	1, vs. North Dakota State (2/26)
RBI.....	3, vs. North Dakota State (2/26)
Stolen Bases.....	-

Career-Highs	
At-Bats.....	4, vs. Austin Peay (3/6/21)
Runs.....	3, vs. South Carolina State (2/21/20)
Hits.....	2, 3x, last at Tennessee (2/20/21)
Doubles.....	1, 2x, last at Auburn (2/13/21)
Triples.....	1, vs. South Carolina State (2/21/20)
Home Runs.....	2, vs. North Dakota State (2/26/21)
RBI.....	3, vs. North Dakota State (2/26/21)
Stolen Bases.....	2, vs. South Carolina State (2/21/20)

## 27 Anna Griffin

2021 Season-Highs	
At-Bats.....	3, 2x, last at Arkansas (2/26)
Runs.....	-
Hits.....	1, 2x, last at Belmont (3/20)
Doubles.....	-
Triples.....	-
Home Runs.....	-
RBI.....	1, at Arkansas (2/26)
Stolen Bases.....	-

Career-Highs	
At-Bats.....	4, at Central Arkansas (3/1/19)
Runs.....	1, 7x, last vs. Bryant (3/7/20)
Hits.....	1, 13x, last at Belmont (3/20/21)
Doubles.....	1, 2x, last vs. Kennesaw State (2/14/20)
Triples.....	1, vs. Mississippi Valley State (3/6/20)
Home Runs.....	1, 2x, last at Central Arkansas (3/1/19)
RBI.....	1, 8x, last at Arkansas (2/27/21)
Stolen Bases.....	1, vs. Bryant (3/7/20)

## 5 Kileigh Grisham

2021 Season/Career-Highs	
At-Bats.....	-
Runs.....	-
Hits.....	-
Doubles.....	-
Triples.....	-
Home Runs.....	-
RBI.....	-
Stolen Bases.....	-

## 22 Amanda Hansen

2021 Season/Career-Highs	
Innings Pitched.....	-
Fewest Hits.....	-
Most Hits.....	-
Fewest Runs.....	-
Most Runs.....	-
Fewest Walks.....	-
Strikeouts.....	-

## 19 Paytience Holman

2021 Season	
Innings Pitched.....	7.0, at Tennessee Tech (3/12)
Fewest Hits.....	0, at Auburn (2/14)
Most Hits.....	9, 2x, last at Tennessee (2/20)
Fewest Runs.....	0, 5x, last vs. Morehead State (3/27)
Most Runs.....	7, at Tennessee (2/20)
Fewest Walks.....	0, 5x, last vs. Morehead State (3/27)
Strikeouts.....	6, at Auburn (2/13)

Career-Highs	
Innings Pitched.....	7.0, 2x, last at Tennessee Tech (3/12/21)
Fewest Hits.....	0, at Auburn (2/14/21)
Most Hits.....	9, 2x, last at Tennessee (2/20/21)
Fewest Runs.....	0, 5x, last vs. Morehead State (3/27/21)
Most Runs.....	7, at Tennessee (2/20/21)
Fewest Walks.....	0, 6x, last vs. Morehead State (3/27/21)
Strikeouts.....	14, vs. Mississippi Valley State (3/6/20)

## 11 Danina Marton

2021 Season-Highs	
At-Bats.....	2, vs. Texas Tech (2/28)
Runs.....	-
Hits.....	-
Doubles.....	-
Triples.....	-
Home Runs.....	-
RBI.....	-
Stolen Bases.....	-

Career-Highs	
At-Bats.....	3, 3x, last vs. South Carolina State (2/21/20)
Runs.....	2, at Alabama State (2/21/20)
Hits.....	2, at Alabama State (2/21/20)
Doubles.....	1, vs. UMKC (3/9/19)
Triples.....	-
Home Runs.....	-
RBI.....	1, 3x, last vs. Bryant (3/7/20)
Stolen Bases.....	1, 3x, last vs. Bryant (3/6/20)

## 15 Austine Pauley

2021 Season-Highs	
At-Bats.....	4, 3x, last at Belmont (3/21)
Runs.....	1, 10x, last vs. Morehead State (3/27)
Hits.....	2, at Belmont (3/21)
Doubles.....	1, at Auburn (2/13)
Triples.....	1, at Tennessee Tech (3/12)
Home Runs.....	1, 3x, last vs. Morehead State (3/26)
RBI.....	1, 5x, last vs. Morehead State (3/26)
Stolen Bases.....	1, 2x, last at Belmont (3/21)

Career-Highs	
At-Bats.....	5, 2x, last vs. Kansas City (3/1/20)
Runs.....	2, 3x, last vs. Mississippi Valley State (3/6/20)
Hits.....	4, vs. Purdue Fort Wayne (2/14/20)
Doubles.....	1, 4x, last vs. Bryant (3/7/20)
Triples.....	1, 2x, last at Tennessee Tech (3/12/21)
Home Runs.....	1, 5x, last vs. Morehead State (3/26/21)
RBI.....	2, 3x, last vs. Bryant (3/7/20)
Stolen Bases.....	3, vs. Grambling State (2/22/20)

## 21 Chelsy Pena

2021 Season-Highs	
At-Bats.....	4, vs. North Dakota State (2/26)
Runs.....	1, vs. North Dakota State (2/26)
Hits.....	1, 2x, last at Belmont (3/21)
Doubles.....	1, vs. North Dakota State (2/26)
Triples.....	-
Home Runs.....	-
RBI.....	1, 2x, last at Belmont (3/21)
Stolen Bases.....	-

Career-Highs	
At-Bats.....	4, 3x, last vs. North Dakota State (2/26/21)
Runs.....	2, vs. UMKC (3/8/19)
Hits.....	2, 3x, last vs. Mississippi Valley State (3/6/20)
Doubles.....	2, vs. Coppin State (3/2/19)
Triples.....	-
Home Runs.....	-
RBI.....	2, 3x, last vs. Murray State (4/15/19)
Stolen Bases.....	2, vs. Louisiana-Monroe (3/1/19)

## 16 Abigail Rickermann

2021 Season-Highs	
At-Bats.....	4, at Arkansas (2/26)
Runs.....	2, vs. Texas Tech (2/27)
Hits.....	1, 2x, last vs. North Dakota State (2/26)
Doubles.....	-
Triples.....	-
Home Runs.....	-
RBI.....	-
Stolen Bases.....	1, vs. Texas Tech (2/27)

## 17 Kelby Robinson

2021 Season-Highs	
At-Bats.....	-
Runs.....	1, 4x, last vs. Southern Illinois (3/31/21)
Hits.....	-
Doubles.....	-
Triples.....	-
Home Runs.....	-
RBI.....	-
Stolen Bases.....	2, at Tennessee Tech (3/12)

## 8 Abby Rollet

2021 Season/Career-Highs	
At-Bats.....	1, at Saint Louis (3/24/21)
Runs.....	-
Hits.....	-
Doubles.....	-
Triples.....	-
Home Runs.....	-
RBI.....	-
Stolen Bases.....	-

## 9 Rachel Rook

2021 Season-Highs	
Innings Pitched.....	7.0, 2x, last vs. Southern Illinois (3/31)
Fewest Hits.....	0, 2x, last at Belmont (3/21)
Most Hits.....	8, at Arkansas (2/27)
Fewest Runs.....	0, 7x, last vs. Southern Illinois (3/31)
Most Runs.....	6, at Arkansas (2/27)
Fewest Walks.....	0, 6x, last vs. Morehead State (3/26)
Strikeouts.....	13, at Belmont (3/20)

Career-Highs	
Innings Pitched.....	7.0, 6x, last vs. Southern Illinois (3/31/21)
Fewest Hits.....	0, 22x, last at Belmont (3/21/21)
Most Hits.....	8, 2x, last at Arkansas (2/27/21)
Fewest Runs.....	0, 43x, last vs. Southern Illinois (3/31/21)
Most Runs.....	6, at Arkansas (2/27/21)
Fewest Walks.....	0, 37x, last vs. Morehead State (3/26/21)
Strikeouts.....	15, vs. Bryant (3/6/20)

## 4 Alyson Tucker

2021 Season/Career-Highs	
At-Bats.....	4, 2x, last at Belmont (3/21/21)
Runs.....	2, vs. Austin Peay (3/6/21)
Hits.....	3, at Belmont (3/20/21)
Doubles.....	1, 3x, last vs. Morehead State (3/27/21)
Triples.....	-
Home Runs.....	1, vs. Austin Peay (3/5/21)
RBI.....	2, vs. Austin Peay (3/5/21)
Stolen Bases.....	1, at Belmont (3/20/21)

## 3 Kimmy Wallen

2021 Season-Highs	
At-Bats.....	4, at Tennessee Tech (3/12)
Runs.....	2, at Tennessee Tech (3/12)
Hits.....	2, at Tennessee Tech (3/12)
Doubles.....	1, at Tennessee Tech (3/13)
Triples.....	-
Home Runs.....	-
RBI.....	-
Stolen Bases.....	2, at Tennessee Tech (3/12)



Career-Highs	
At-Bats.....	4, 3x, last at Tennessee Tech (3/12/21)
Runs.....	2, 2x, last at Tennessee Tech (3/12/21)
Hits.....	2, 2x, last at Tennessee Tech (3/12/21)
Doubles.....	1, at Tennessee Tech (3/13/21)
Triples.....	-
Home Runs.....	-
RBI.....	1, 2x, last vs. Bryant (3/6/20)
Stolen Bases.....	2, 2x, last at Tennessee Tech (3/12/21)

## 20 Leaha Wininger

2021 Season-Highs	
At-Bats.....	2, 2x, last at Saint Louis (3/24)
Runs.....	-
Hits.....	1, 2x, last at Saint Louis (3/24)
Doubles.....	-
Triples.....	-
Home Runs.....	-
RBI.....	2, vs. Austin Peay (3/6)
Stolen Bases.....	-

Career-Highs	
At-Bats.....	3, vs. Coppin State (3/2/19)
Runs.....	1, 5x, last vs. Bryant (3/7/20)
Hits.....	1, 4x, last at Saint Louis (3/24/21)
Doubles.....	1, vs. Bryant (3/7/20)
Triples.....	-
Home Runs.....	-
RBI.....	2, vs. Austin Peay (3/6/21)
Stolen Bases.....	1, vs. Coppin State (3/2/19)

## 24 Kynzie Wrigley

2021 Season/Career-Highs	
At-Bats.....	4, 4x, last vs. Morehead State (3/27/21)
Runs.....	2, vs. Morehead State (3/27/21)
Hits.....	3, vs. Austin Peay (3/6/21)
Doubles.....	1, 4x, last vs. Morehead State (3/26/21)
Triples.....	-
Home Runs.....	1, at Saint Louis (3/24/21)
RBI.....	1, 5x, last vs. Morehead State (3/27/21)
Stolen Bases.....	1, 2x, last at Belmont (3/21/21)

## Southeast Missouri's Record

Overall.....	15-10
At Home.....	6-1
On the Road.....	7-8
At Neutral Sites.....	2-1
Against Non-OVC Opponents.....	4-9
Against OVC Opponents.....	11-1
In Home OVC Games.....	5-1
In Away OVC Games.....	6-0
vs. Ranked Teams.....	0-4
In February.....	2-8
In March.....	13-2
In April.....	0-0
In May.....	0-0
On Mondays.....	0-0
On Tuesdays.....	0-1
On Wednesdays.....	2-0
On Thursdays.....	0-0
On Fridays.....	5-1
On Saturdays.....	7-6
On Sundays.....	1-2
In Day Games.....	13-9
In Night Games.....	2-1
In Extra Inning Games.....	1-0
When Redhawks Score First.....	14-1
When Opponents Score First.....	1-9
vs. Left-Handed Starter.....	3-3
vs. Right-Handed Starter.....	12-7
In 1-Run Games.....	1-1
In 2-Run Games.....	1-2
In 5+ Run Games.....	9-4
Shutouts.....	6-2
When Leading After Six Innings.....	10-0
When Trailing After Six Innings.....	0-9
When Tied After Six Innings.....	1-0
When Redhawks Starter Goes 6 or more Innings.....	5-2
When Redhawks Get 10 or more Hits.....	8-1
When Redhawks Outhit Opponents.....	12-3
When Redhawks Get Outhit.....	2-6
When Hits are Tied.....	1-1
When Scoring 0-2 Runs.....	0-6
When Scoring 3-5 Runs.....	3-4
When Scoring 6-9 Runs.....	11-0
When Scoring 10+ Runs.....	1-0
When Opponents Score 0-2 Runs.....	11-0
When Opponents Score 3-5 Runs.....	4-4
When Opponents Score 6-9 Runs.....	0-6
When Opponents Score 10+ Runs.....	0-0
Without Hitting a Home Run.....	4-6
When Hitting 1 Home Run.....	2-2
When Hitting 2+ Home Runs.....	9-2
Committing 0 Errors.....	8-1
Committing 1 Error.....	4-6
Committing 2+ Errors.....	3-3

## Honors & Awards

### OVC Player of the Week

Ashley Ellis, 1B, Mar. 15  
Ashley Ellis, 1B, Mar. 29

### OVC Pitcher of the Week

Rachel Rook, Mar. 22  
Rachel Rook, Mar. 29





## Game-by-Game Starting Lineups

Opponent	P	C	1B	2B	3B	SS	LF	CF	RF	DP
Auburn	Rook	Pena	Ellis	Pauley	Emert	Tucker	J. Anderson	R. Anderson	K. Anderson	Dreiling
Auburn	Holman	K. Davis	Ellis	Pauley	Emert	Tucker	J. Anderson	R. Anderson	K. Anderson	Dreiling
Auburn	Rook	Pena	Ellis	Pauley	Emert	Tucker	J. Anderson	R. Anderson	K. Anderson	Wrigley
Tennessee	Holman	K. Davis	Ellis	Pauley	Emert	Tucker	J. Anderson	R. Anderson	K. Anderson	Wallen
Tennessee	Rook	Pena	Ellis	Pauley	Emert	Tucker	J. Anderson	R. Anderson	K. Anderson	Griffin
North Dakota State	Rook	Pena	Ellis	Rickermann	Emert	Pauley	J. Anderson	R. Anderson	K. Anderson	Dreiling
Arkansas	Holman	K. Davis	Ellis	Rickermann	Emert	Pauley	J. Anderson	R. Anderson	K. Anderson	Griffin
Texas Tech	Holman	K. Davis	Ellis	Rickermann	Emert	Pauley	J. Anderson	R. Anderson	K. Anderson	Dreiling
Arkansas	Rook	Pena	Ellis	Rickermann	Emert	Pauley	J. Anderson	R. Anderson	K. Anderson	Griffin
Texas Tech	Rook	K. Davis	Ellis	K. Anderson	Emert	Rickermann	Marton	R. Anderson	Wallen	Wininger
Austin Peay	Rook	K. Davis	Ellis	Pauley	Emert	Tucker	J. Anderson	R. Anderson	K. Anderson	Dreiling
Austin Peay	Holman	Pena	Ellis	Pauley	Emert	Tucker	J. Anderson	R. Anderson	K. Anderson	Dreiling
Austin Peay	Rook	K. Davis	Ellis	Wrigley	Emert	Tucker	J. Anderson	R. Anderson	K. Anderson	Dreiling
Tennessee Tech	Holman	K. Davis	Ellis	Wrigley	Pauley	Tucker	J. Anderson	R. Anderson	Wallen	K. Anderson
Tennessee Tech	Rook	Pena	Ellis	Wrigley	Emert	Tucker	J. Anderson	R. Anderson	K. Anderson	Dreiling
Tennessee Tech	Rook	K. Davis	Ellis	Wrigley	Pauley	Tucker	J. Anderson	R. Anderson	K. Anderson	Dreiling
Southern Illinois	Holman	Wininger	Ellis	Wrigley	Pauley	Tucker	J. Anderson	R. Anderson	K. Anderson	Dreiling
Belmont	Holman	K. Davis	Ellis	Wrigley	Pauley	Tucker	J. Anderson	R. Anderson	K. Anderson	Dreiling
Belmont	Rook	Pena	Ellis	Wrigley	Emert	Tucker	J. Anderson	R. Anderson	K. Anderson	Dreiling
Belmont	Rook	K. Davis	Ellis	Wrigley	Pauley	Tucker	J. Anderson	R. Anderson	K. Anderson	Dreiling
Saint Louis	Holman	Wininger	Ellis	Wrigley	Emert	Tucker	J. Anderson	R. Anderson	K. Anderson	Dreiling
Morehead State	Rook	K. Davis	Ellis	Wrigley	Pauley	Tucker	J. Anderson	R. Anderson	K. Anderson	Dreiling
Morehead State	Holman	K. Davis	Ellis	Wrigley	Pauley	Tucker	J. Anderson	R. Anderson	K. Anderson	Dreiling
Morehead State	Rook	Pena	Ellis	Wrigley	Emert	Tucker	J. Anderson	R. Anderson	K. Anderson	Dreiling
Southern Illinois	Rook	K. Davis	Ellis	Wrigley	Pauley	Tucker	J. Anderson	R. Anderson	K. Anderson	Dreiling
Eastern Illinois										
Eastern Illinois										
Kansas City										
Kansas City										
SIU Edwardsville										
SIU Edwardsville										
SIU Edwardsville										
Saint Louis										
Eastern Kentucky										
Eastern Kentucky										
Eastern Kentucky										
Tennessee State										
Tennessee State										
Tennessee State										
UT Martin										
UT Martin										
Murray State										
Murray State										
Murray State										
UT Martin										
UT Martin										
Jacksonville State										
Jacksonville State										
Jacksonville State										



Game-by-Game Hitting

Opponent	AB	R	H	RBI	2B	3B	HR	BB	IBB	SB	CS	HBP	SAC	SE	GDP	K	PQ	A	E	Avg
<b>Southeast Missouri</b>	<b>14</b>	<b>0</b>	<b>0</b>	<b>0</b>	<b>0</b>	<b>0</b>	<b>0</b>	<b>4</b>	<b>0</b>	<b>0</b>	<b>1</b>	<b>0</b>	<b>0</b>	<b>0</b>	<b>0</b>	<b>7</b>	<b>12</b>	<b>5</b>	<b>4</b>	<b>.000</b>
Auburn	18	8	5	8	0	0	2	5	0	2	0	0	0	1	1	4	15	4	0	.278
<b>Southeast Missouri</b>	<b>28</b>	<b>1</b>	<b>10</b>	<b>1</b>	<b>4</b>	<b>0</b>	<b>0</b>	<b>2</b>	<b>0</b>	<b>0</b>	<b>0</b>	<b>0</b>	<b>0</b>	<b>0</b>	<b>0</b>	<b>12</b>	<b>18</b>	<b>8</b>	<b>1</b>	<b>.238</b>
Auburn	26	5	9	5	2	1	0	1	0	2	1	0	0	0	0	6	21	6	0	.318
<b>Southeast Missouri</b>	<b>25</b>	<b>1</b>	<b>2</b>	<b>0</b>	<b>0</b>	<b>0</b>	<b>0</b>	<b>1</b>	<b>0</b>	<b>0</b>	<b>0</b>	<b>1</b>	<b>0</b>	<b>0</b>	<b>0</b>	<b>6</b>	<b>18</b>	<b>1</b>	<b>1</b>	<b>.179</b>
Auburn	24	3	7	3	2	0	0	2	0	3	0	1	1	0	0	7	21	6	3	.309
<b>Southeast Missouri</b>	<b>22</b>	<b>0</b>	<b>3</b>	<b>0</b>	<b>0</b>	<b>0</b>	<b>0</b>	<b>2</b>	<b>0</b>	<b>0</b>	<b>0</b>	<b>2</b>	<b>0</b>	<b>0</b>	<b>0</b>	<b>9</b>	<b>18</b>	<b>7</b>	<b>1</b>	<b>.169</b>
Tennessee	27	7	9	7	1	0	3	1	0	0	0	0	0	1	0	1	21	5	0	.316
<b>Southeast Missouri</b>	<b>28</b>	<b>3</b>	<b>6</b>	<b>2</b>	<b>0</b>	<b>0</b>	<b>1</b>	<b>0</b>	<b>0</b>	<b>1</b>	<b>0</b>	<b>0</b>	<b>0</b>	<b>0</b>	<b>0</b>	<b>4</b>	<b>18</b>	<b>4</b>	<b>1</b>	<b>.179</b>
Tennessee	23	5	6	4	1	0	2	2	0	5	0	1	0	1	0	7	21	8	1	.305
<b>Southeast Missouri</b>	<b>30</b>	<b>6</b>	<b>8</b>	<b>6</b>	<b>1</b>	<b>0</b>	<b>2</b>	<b>2</b>	<b>0</b>	<b>1</b>	<b>0</b>	<b>1</b>	<b>0</b>	<b>0</b>	<b>0</b>	<b>4</b>	<b>21</b>	<b>5</b>	<b>1</b>	<b>.197</b>
North Dakota State	30	2	8	2	1	0	1	0	0	0	0	0	0	0	0	5	21	11	1	.297
<b>Southeast Missouri</b>	<b>27</b>	<b>3</b>	<b>5</b>	<b>3</b>	<b>1</b>	<b>0</b>	<b>0</b>	<b>1</b>	<b>0</b>	<b>0</b>	<b>0</b>	<b>0</b>	<b>0</b>	<b>0</b>	<b>0</b>	<b>7</b>	<b>18</b>	<b>6</b>	<b>1</b>	<b>.195</b>
Arkansas	23	9	6	9	0	0	3	4	0	0	0	1	2	0	0	3	21	8	1	.292
<b>Southeast Missouri</b>	<b>26</b>	<b>5</b>	<b>6</b>	<b>5</b>	<b>1</b>	<b>0</b>	<b>1</b>	<b>5</b>	<b>0</b>	<b>2</b>	<b>2</b>	<b>0</b>	<b>0</b>	<b>2</b>	<b>0</b>	<b>5</b>	<b>24</b>	<b>6</b>	<b>1</b>	<b>.200</b>
Texas Tech	34	3	10	3	0	1	0	2	0	1	0	2	1	0	0	7	24	13	0	.293
<b>Southeast Missouri</b>	<b>26</b>	<b>3</b>	<b>3</b>	<b>3</b>	<b>0</b>	<b>0</b>	<b>2</b>	<b>0</b>	<b>0</b>	<b>0</b>	<b>1</b>	<b>0</b>	<b>0</b>	<b>0</b>	<b>0</b>	<b>7</b>	<b>18</b>	<b>1</b>	<b>0</b>	<b>.190</b>
Arkansas	25	6	8	6	2	0	2	3	0	0	0	1	0	1	0	5	21	13	3	.296
<b>Southeast Missouri</b>	<b>21</b>	<b>1</b>	<b>4</b>	<b>1</b>	<b>1</b>	<b>0</b>	<b>0</b>	<b>2</b>	<b>0</b>	<b>0</b>	<b>2</b>	<b>3</b>	<b>2</b>	<b>0</b>	<b>0</b>	<b>6</b>	<b>21</b>	<b>10</b>	<b>2</b>	<b>.190</b>
Texas Tech	32	7	11	5	1	0	1	2	0	4	0	3	1	0	0	2	21	7	0	.302
<b>Southeast Missouri</b>	<b>21</b>	<b>6</b>	<b>5</b>	<b>5</b>	<b>0</b>	<b>0</b>	<b>2</b>	<b>4</b>	<b>0</b>	<b>1</b>	<b>1</b>	<b>3</b>	<b>0</b>	<b>0</b>	<b>1</b>	<b>3</b>	<b>21</b>	<b>4</b>	<b>0</b>	<b>.194</b>
Austin Peay	29	5	9	5	4	0	2	2	0	0	0	0	0	0	0	6	18	9	2	.302
<b>Southeast Missouri</b>	<b>29</b>	<b>3</b>	<b>9</b>	<b>3</b>	<b>1</b>	<b>0</b>	<b>2</b>	<b>3</b>	<b>0</b>	<b>0</b>	<b>0</b>	<b>1</b>	<b>0</b>	<b>0</b>	<b>1</b>	<b>1</b>	<b>21</b>	<b>10</b>	<b>3</b>	<b>.205</b>
Austin Peay	30	4	7	3	1	0	1	5	1	0	0	1	0	0	0	4	21	7	1	.296
<b>Southeast Missouri</b>	<b>27</b>	<b>8</b>	<b>13</b>	<b>8</b>	<b>1</b>	<b>0</b>	<b>0</b>	<b>5</b>	<b>0</b>	<b>1</b>	<b>0</b>	<b>1</b>	<b>1</b>	<b>1</b>	<b>0</b>	<b>1</b>	<b>18</b>	<b>1</b>	<b>0</b>	<b>.228</b>
Austin Peay	19	0	1	0	0	0	0	2	0	0	0	0	0	0	0	6	16	8	1	.282
<b>Southeast Missouri</b>	<b>32</b>	<b>7</b>	<b>10</b>	<b>7</b>	<b>2</b>	<b>1</b>	<b>1</b>	<b>4</b>	<b>0</b>	<b>7</b>	<b>0</b>	<b>0</b>	<b>0</b>	<b>0</b>	<b>0</b>	<b>1</b>	<b>21</b>	<b>11</b>	<b>1</b>	<b>.236</b>
Tennessee Tech	23	0	2	0	0	0	0	2	0	0	0	0	0	0	0	2	21	7	2	.270
<b>Southeast Missouri</b>	<b>27</b>	<b>4</b>	<b>6</b>	<b>4</b>	<b>1</b>	<b>0</b>	<b>2</b>	<b>1</b>	<b>0</b>	<b>3</b>	<b>1</b>	<b>1</b>	<b>0</b>	<b>0</b>	<b>0</b>	<b>5</b>	<b>21</b>	<b>11</b>	<b>2</b>	<b>.235</b>
Tennessee Tech	23	1	1	0	0	0	0	2	0	1	0	0	0	0	0	3	21	10	1	.256
<b>Southeast Missouri</b>	<b>28</b>	<b>8</b>	<b>8</b>	<b>7</b>	<b>4</b>	<b>0</b>	<b>2</b>	<b>3</b>	<b>0</b>	<b>1</b>	<b>0</b>	<b>1</b>	<b>0</b>	<b>0</b>	<b>0</b>	<b>4</b>	<b>21</b>	<b>6</b>	<b>0</b>	<b>.238</b>
Tennessee Tech	28	4	7	4	0	0	2	1	0	0	0	0	0	0	0	5	21	10	1	.256
<b>Southeast Missouri</b>	<b>28</b>	<b>2</b>	<b>8</b>	<b>2</b>	<b>1</b>	<b>0</b>	<b>1</b>	<b>1</b>	<b>0</b>	<b>1</b>	<b>0</b>	<b>1</b>	<b>1</b>	<b>0</b>	<b>0</b>	<b>7</b>	<b>18</b>	<b>4</b>	<b>1</b>	<b>.241</b>
Southern Illinois	24	6	5	5	0	0	1	5	0	1	0	3	0	0	0	9	21	9	0	.253
<b>Southeast Missouri</b>	<b>32</b>	<b>8</b>	<b>11</b>	<b>7</b>	<b>5</b>	<b>0</b>	<b>0</b>	<b>1</b>	<b>0</b>	<b>1</b>	<b>0</b>	<b>1</b>	<b>1</b>	<b>0</b>	<b>0</b>	<b>5</b>	<b>21</b>	<b>9</b>	<b>0</b>	<b>.248</b>
Belmont	24	2	4	2	1	0	1	3	0	0	0	1	1	0	0	6	21	10	1	.249
<b>Southeast Missouri</b>	<b>27</b>	<b>6</b>	<b>10</b>	<b>6</b>	<b>3</b>	<b>0</b>	<b>2</b>	<b>4</b>	<b>0</b>	<b>4</b>	<b>1</b>	<b>0</b>	<b>1</b>	<b>1</b>	<b>0</b>	<b>4</b>	<b>21</b>	<b>4</b>	<b>0</b>	<b>.255</b>
Belmont	23	0	2	0	1	0	0	0	0	0	0	0	0	0	0	13	21	8	0	.241
<b>Southeast Missouri</b>	<b>31</b>	<b>8</b>	<b>14</b>	<b>8</b>	<b>3</b>	<b>1</b>	<b>0</b>	<b>6</b>	<b>0</b>	<b>2</b>	<b>2</b>	<b>0</b>	<b>0</b>	<b>1</b>	<b>0</b>	<b>4</b>	<b>21</b>	<b>4</b>	<b>0</b>	<b>.267</b>
Belmont	26	4	7	3	1	0	0	3	0	1	0	2	0	1	0	8	21	6	0	.243
<b>Southeast Missouri</b>	<b>28</b>	<b>6</b>	<b>8</b>	<b>4</b>	<b>2</b>	<b>0</b>	<b>2</b>	<b>5</b>	<b>0</b>	<b>2</b>	<b>1</b>	<b>0</b>	<b>0</b>	<b>0</b>	<b>0</b>	<b>3</b>	<b>21</b>	<b>3</b>	<b>0</b>	<b>.268</b>
Saint Louis	25	1	5	1	1	0	0	0	0	1	0	1	0	0	0	8	21	12	2	.241
<b>Southeast Missouri</b>	<b>23</b>	<b>8</b>	<b>10</b>	<b>8</b>	<b>2</b>	<b>1</b>	<b>3</b>	<b>6</b>	<b>0</b>	<b>1</b>	<b>0</b>	<b>0</b>	<b>0</b>	<b>0</b>	<b>0</b>	<b>3</b>	<b>15</b>	<b>3</b>	<b>1</b>	<b>.274</b>
Morehead State	17	0	1	0	0	0	0	0	0	0	0	0	0	0	0	7	12	5	1	.235
<b>Southeast Missouri</b>	<b>24</b>	<b>10</b>	<b>12</b>	<b>10</b>	<b>2</b>	<b>0</b>	<b>3</b>	<b>3</b>	<b>0</b>	<b>0</b>	<b>0</b>	<b>0</b>	<b>0</b>	<b>0</b>	<b>0</b>	<b>0</b>	<b>15</b>	<b>8</b>	<b>0</b>	<b>.283</b>
Morehead State	16	0	1	0	0	0	0	0	0	0	0	0	0	0	0	4	12	6	1	.230
<b>Southeast Missouri</b>	<b>26</b>	<b>9</b>	<b>10</b>	<b>8</b>	<b>2</b>	<b>0</b>	<b>3</b>	<b>4</b>	<b>0</b>	<b>1</b>	<b>0</b>	<b>0</b>	<b>1</b>	<b>0</b>	<b>0</b>	<b>5</b>	<b>18</b>	<b>4</b>	<b>2</b>	<b>.287</b>
Morehead State	21	1	3	0	1	0	0	1	0	2	1	0	1	0	0	5	16	4	1	.227
<b>Southeast Missouri</b>	<b>26</b>	<b>5</b>	<b>9</b>	<b>3</b>	<b>0</b>	<b>0</b>	<b>0</b>	<b>5</b>	<b>0</b>	<b>0</b>	<b>1</b>	<b>0</b>	<b>0</b>	<b>0</b>	<b>1</b>	<b>6</b>	<b>21</b>	<b>4</b>	<b>2</b>	<b>.290</b>
Southern Illinois	25	0	2	0	0	0	0	2	0	1	0	2	0	0	0	9	18	8	4	.221
<b>Southeast Missouri</b>																				
Eastern Illinois																				
<b>Southeast Missouri</b>																				
Eastern Illinois																				
<b>Southeast Missouri</b>																				
Eastern Illinois																				
<b>Southeast Missouri</b>																				
Kansas City																				



## SOUTHEAST MISSOURI SOFTBALL NOTES // EASTERN ILLINOIS

### Game-by-Game Hitting

Opponent	AB	R	H	RBI	2B	3B	HR	BB	IBB	SB	CS	HBP	SAC	SF	GDP	K	PQ	A	E	Avg
<b>Southeast Missouri</b> Kansas City																				
<b>Southeast Missouri</b> SIU Edwardsville																				
<b>Southeast Missouri</b> SIU Edwardsville																				
<b>Southeast Missouri</b> SIU Edwardsville																				
<b>Southeast Missouri</b> Saint Louis																				
<b>Southeast Missouri</b> Eastern Kentucky																				
<b>Southeast Missouri</b> Eastern Kentucky																				
<b>Southeast Missouri</b> Eastern Kentucky																				
<b>Southeast Missouri</b> Tennessee State																				
<b>Southeast Missouri</b> Tennessee State																				
<b>Southeast Missouri</b> Tennessee State																				
<b>Southeast Missouri</b> UT Martin																				
<b>Southeast Missouri</b> UT Martin																				
<b>Southeast Missouri</b> Murray State																				
<b>Southeast Missouri</b> Murray State																				
<b>Southeast Missouri</b> Murray State																				
<b>Southeast Missouri</b> UT Martin																				
<b>Southeast Missouri</b> UT Martin																				
<b>Southeast Missouri</b> Jacksonville State																				
<b>Southeast Missouri</b> Jacksonville State																				
<b>Southeast Missouri</b> Jacksonville State																				



## Game-by-Game Pitching

Opponent	IP	H	R	ER	BB	SO	2B	3B	HR	WP	BK	HBP	DP	IBB	Score	W-L	SV	ERA
<b>Southeast Missouri</b>	<b>4.0</b>	<b>5</b>	<b>8</b>	<b>7</b>	<b>5</b>	<b>4</b>	<b>0</b>	<b>0</b>	<b>2</b>	<b>1</b>	<b>0</b>	<b>0</b>	<b>1</b>	<b>0</b>	<b>0-8</b>	<b>0-1</b>	<b>0</b>	<b>15.75</b>
Auburn	5.0	0	0	0	4	7	0	0	0	0	0	0	0	0	8-0	1-0	0	0.00
<b>Southeast Missouri</b>	<b>6.0</b>	<b>9</b>	<b>5</b>	<b>5</b>	<b>1</b>	<b>6</b>	<b>2</b>	<b>1</b>	<b>0</b>	<b>0</b>	<b>0</b>	<b>0</b>	<b>1</b>	<b>0</b>	<b>1-5</b>	<b>0-2</b>	<b>0</b>	<b>10.80</b>
Auburn	7.0	10	1	1	2	12	4	0	0	0	0	0	0	0	5-1	2-0	0	0.75
<b>Southeast Missouri</b>	<b>6.0</b>	<b>7</b>	<b>3</b>	<b>3</b>	<b>2</b>	<b>7</b>	<b>2</b>	<b>0</b>	<b>0</b>	<b>0</b>	<b>0</b>	<b>1</b>	<b>0</b>	<b>0</b>	<b>1-3</b>	<b>0-3</b>	<b>0</b>	<b>8.44</b>
Auburn	7.0	2	1	0	1	6	0	0	0	0	0	1	0	0	3-1	3-0	0	0.47
<b>Southeast Missouri</b>	<b>6.0</b>	<b>9</b>	<b>7</b>	<b>5</b>	<b>1</b>	<b>1</b>	<b>1</b>	<b>0</b>	<b>3</b>	<b>0</b>	<b>0</b>	<b>0</b>	<b>0</b>	<b>0</b>	<b>0-7</b>	<b>0-4</b>	<b>0</b>	<b>6.36</b>
Tennessee	7.0	3	0	0	2	9	0	0	0	0	0	2	1	0	7-0	4-0	0	0.27
<b>Southeast Missouri</b>	<b>6.0</b>	<b>6</b>	<b>5</b>	<b>5</b>	<b>2</b>	<b>7</b>	<b>1</b>	<b>0</b>	<b>2</b>	<b>2</b>	<b>0</b>	<b>1</b>	<b>0</b>	<b>0</b>	<b>3-5</b>	<b>0-5</b>	<b>0</b>	<b>6.25</b>
Tennessee	7.0	6	3	1	0	4	0	0	1	1	0	0	0	0	5-3	5-0	0	0.42
<b>Southeast Missouri</b>	<b>7.0</b>	<b>8</b>	<b>2</b>	<b>2</b>	<b>0</b>	<b>5</b>	<b>1</b>	<b>0</b>	<b>1</b>	<b>0</b>	<b>0</b>	<b>0</b>	<b>0</b>	<b>0</b>	<b>6-2</b>	<b>1-5</b>	<b>0</b>	<b>5.40</b>
North Dakota State	7.0	8	6	6	2	4	1	0	2	0	0	1	0	0	2-6	5-1	0	1.40
<b>Southeast Missouri</b>	<b>6.0</b>	<b>6</b>	<b>9</b>	<b>8</b>	<b>4</b>	<b>3</b>	<b>0</b>	<b>0</b>	<b>3</b>	<b>0</b>	<b>0</b>	<b>1</b>	<b>0</b>	<b>0</b>	<b>3-9</b>	<b>1-6</b>	<b>0</b>	<b>5.98</b>
Arkansas	7.0	5	3	3	1	7	1	0	0	2	0	0	0	0	9-3	6-1	0	1.64
<b>Southeast Missouri</b>	<b>8.0</b>	<b>10</b>	<b>3</b>	<b>2</b>	<b>2</b>	<b>7</b>	<b>0</b>	<b>1</b>	<b>0</b>	<b>0</b>	<b>0</b>	<b>2</b>	<b>0</b>	<b>0</b>	<b>5-3</b>	<b>2-6</b>	<b>0</b>	<b>5.29</b>
Texas Tech	8.0	6	5	5	5	5	1	0	1	0	0	0	0	0	3-5	6-2	0	2.04
<b>Southeast Missouri</b>	<b>6.0</b>	<b>8</b>	<b>6</b>	<b>6</b>	<b>3</b>	<b>5</b>	<b>2</b>	<b>0</b>	<b>2</b>	<b>1</b>	<b>0</b>	<b>1</b>	<b>0</b>	<b>0</b>	<b>3-6</b>	<b>2-7</b>	<b>0</b>	<b>5.47</b>
Arkansas	7.0	3	3	2	0	7	0	0	2	0	0	0	0	0	6-3	7-2	0	2.03
<b>Southeast Missouri</b>	<b>7.0</b>	<b>11</b>	<b>7</b>	<b>6</b>	<b>2</b>	<b>2</b>	<b>1</b>	<b>0</b>	<b>1</b>	<b>0</b>	<b>0</b>	<b>3</b>	<b>1</b>	<b>0</b>	<b>1-7</b>	<b>2-8</b>	<b>0</b>	<b>5.53</b>
Texas Tech	7.0	4	1	1	2	6	1	0	0	0	0	3	0	0	7-1	8-2	0	1.93
<b>Southeast Missouri</b>	<b>7.0</b>	<b>9</b>	<b>5</b>	<b>4</b>	<b>2</b>	<b>6</b>	<b>4</b>	<b>0</b>	<b>2</b>	<b>1</b>	<b>0</b>	<b>0</b>	<b>0</b>	<b>0</b>	<b>6-5</b>	<b>3-8</b>	<b>0</b>	<b>5.38</b>
Austin Peay	6.0	5	6	5	4	3	0	0	2	0	0	3	1	0	5-6	8-3	0	2.24
<b>Southeast Missouri</b>	<b>7.0</b>	<b>7</b>	<b>4</b>	<b>2</b>	<b>5</b>	<b>4</b>	<b>1</b>	<b>0</b>	<b>1</b>	<b>0</b>	<b>0</b>	<b>1</b>	<b>0</b>	<b>1</b>	<b>3-4</b>	<b>3-9</b>	<b>0</b>	<b>5.07</b>
Austin Peay	7.0	9	3	3	3	1	1	0	2	0	0	1	1	0	4-3	9-3	1	2.30
<b>Southeast Missouri</b>	<b>6.0</b>	<b>1</b>	<b>0</b>	<b>0</b>	<b>2</b>	<b>6</b>	<b>0</b>	<b>0</b>	<b>0</b>	<b>0</b>	<b>0</b>	<b>0</b>	<b>0</b>	<b>0</b>	<b>8-0</b>	<b>4-9</b>	<b>0</b>	<b>4.70</b>
Austin Peay	5.1	13	8	8	5	1	1	0	0	0	0	1	0	0	0-8	9-4	1	2.81
<b>Southeast Missouri</b>	<b>7.0</b>	<b>2</b>	<b>0</b>	<b>0</b>	<b>2</b>	<b>2</b>	<b>0</b>	<b>0</b>	<b>0</b>	<b>0</b>	<b>0</b>	<b>0</b>	<b>0</b>	<b>0</b>	<b>7-0</b>	<b>5-9</b>	<b>0</b>	<b>4.33</b>
Tennessee Tech	7.0	10	7	7	4	1	2	1	1	0	0	0	0	0	0-7	9-5	1	3.12
<b>Southeast Missouri</b>	<b>7.0</b>	<b>1</b>	<b>1</b>	<b>0</b>	<b>2</b>	<b>3</b>	<b>0</b>	<b>0</b>	<b>0</b>	<b>0</b>	<b>0</b>	<b>0</b>	<b>0</b>	<b>0</b>	<b>4-1</b>	<b>6-9</b>	<b>1</b>	<b>4.01</b>
Tennessee Tech	7.0	6	4	4	1	5	1	0	2	0	0	1	0	0	1-4	9-6	1	3.18
<b>Southeast Missouri</b>	<b>7.0</b>	<b>7</b>	<b>4</b>	<b>4</b>	<b>1</b>	<b>5</b>	<b>0</b>	<b>0</b>	<b>2</b>	<b>0</b>	<b>0</b>	<b>0</b>	<b>0</b>	<b>0</b>	<b>8-4</b>	<b>7-9</b>	<b>1</b>	<b>4.01</b>
Tennessee Tech	7.0	8	8	7	3	4	4	0	2	0	0	1	1	0	4-8	9-7	1	3.42
<b>Southeast Missouri</b>	<b>6.0</b>	<b>5</b>	<b>6</b>	<b>6</b>	<b>5</b>	<b>9</b>	<b>0</b>	<b>0</b>	<b>1</b>	<b>2</b>	<b>0</b>	<b>3</b>	<b>0</b>	<b>0</b>	<b>2-6</b>	<b>7-10</b>	<b>1</b>	<b>4.17</b>
Southern Illinois	7.0	8	2	2	1	7	1	0	1	0	0	1	0	0	6-2	10-7	1	3.34
<b>Southeast Missouri</b>	<b>7.0</b>	<b>4</b>	<b>2</b>	<b>2</b>	<b>3</b>	<b>6</b>	<b>1</b>	<b>0</b>	<b>1</b>	<b>0</b>	<b>0</b>	<b>1</b>	<b>0</b>	<b>0</b>	<b>8-2</b>	<b>8-10</b>	<b>2</b>	<b>4.04</b>
Belmont	7.0	11	8	7	1	5	5	0	0	1	0	1	1	0	2-8	10-8	1	3.55
<b>Southeast Missouri</b>	<b>7.0</b>	<b>2</b>	<b>0</b>	<b>0</b>	<b>0</b>	<b>13</b>	<b>1</b>	<b>0</b>	<b>0</b>	<b>0</b>	<b>0</b>	<b>0</b>	<b>0</b>	<b>0</b>	<b>6-0</b>	<b>9-10</b>	<b>2</b>	<b>3.81</b>
Belmont	7.0	10	6	6	4	4	3	0	2	0	0	0	0	0	0-6	10-9	1	3.68
<b>Southeast Missouri</b>	<b>7.0</b>	<b>7</b>	<b>4</b>	<b>4</b>	<b>3</b>	<b>8</b>	<b>1</b>	<b>0</b>	<b>0</b>	<b>0</b>	<b>0</b>	<b>2</b>	<b>1</b>	<b>0</b>	<b>8-4</b>	<b>10-10</b>	<b>3</b>	<b>3.82</b>
Belmont	7.0	14	8	8	6	4	3	1	0	1	0	0	1	0	4-8	10-10	1	3.90
<b>Southeast Missouri</b>	<b>7.0</b>	<b>5</b>	<b>1</b>	<b>1</b>	<b>0</b>	<b>8</b>	<b>1</b>	<b>0</b>	<b>0</b>	<b>1</b>	<b>0</b>	<b>1</b>	<b>0</b>	<b>0</b>	<b>6-1</b>	<b>11-10</b>	<b>4</b>	<b>3.68</b>
Saint Louis	7.0	8	6	2	5	3	2	0	2	0	0	0	0	0	1-6	10-11	1	3.81
<b>Southeast Missouri</b>	<b>5.0</b>	<b>1</b>	<b>0</b>	<b>0</b>	<b>0</b>	<b>7</b>	<b>0</b>	<b>0</b>	<b>0</b>	<b>0</b>	<b>0</b>	<b>0</b>	<b>0</b>	<b>0</b>	<b>8-0</b>	<b>12-10</b>	<b>4</b>	<b>3.55</b>
Morehead State	4.0	10	8	8	6	3	2	1	3	0	0	0	0	0	0-8	10-12	1	4.09
<b>Southeast Missouri</b>	<b>5.0</b>	<b>1</b>	<b>0</b>	<b>0</b>	<b>0</b>	<b>4</b>	<b>0</b>	<b>0</b>	<b>0</b>	<b>0</b>	<b>0</b>	<b>0</b>	<b>0</b>	<b>0</b>	<b>10-0</b>	<b>13-10</b>	<b>4</b>	<b>3.43</b>
Morehead State	4.0	12	10	10	3	0	2	0	3	0	0	0	0	0	0-10	10-13	1	4.44
<b>Southeast Missouri</b>	<b>6.0</b>	<b>3</b>	<b>1</b>	<b>1</b>	<b>1</b>	<b>5</b>	<b>1</b>	<b>0</b>	<b>0</b>	<b>0</b>	<b>0</b>	<b>0</b>	<b>0</b>	<b>0</b>	<b>9-1</b>	<b>14-10</b>	<b>4</b>	<b>3.34</b>
Morehead State	5.1	10	9	8	4	5	2	0	3	0	0	0	0	0	1-9	10-14	1	4.65
<b>Southeast Missouri</b>	<b>7.0</b>	<b>2</b>	<b>0</b>	<b>0</b>	<b>2</b>	<b>9</b>	<b>0</b>	<b>0</b>	<b>0</b>	<b>0</b>	<b>0</b>	<b>2</b>	<b>0</b>	<b>0</b>	<b>5-0</b>	<b>15-10</b>	<b>4</b>	<b>3.19</b>
Southern Illinois	6.0	9	5	2	5	6	0	0	0	0	0	0	1	0	0-5	10-15	1	4.56
<b>Southeast Missouri</b>																		
Eastern Illinois																		
<b>Southeast Missouri</b>																		
Eastern Illinois																		
<b>Southeast Missouri</b>																		
Eastern Illinois																		
<b>Southeast Missouri</b>																		
Kansas City																		





**Game-by-Game Pitching**

Opponent	IP	H	R	ER	BB	SO	2B	3B	HR	WP	BK	HBP	DP	IBB	Score	W-L	SV	ERA
<b>Southeast Missouri</b> Kansas City																		
<b>Southeast Missouri</b> SIU Edwardsville																		
<b>Southeast Missouri</b> SIU Edwardsville																		
<b>Southeast Missouri</b> SIU Edwardsville																		
<b>Southeast Missouri</b> Saint Louis																		
<b>Southeast Missouri</b> Eastern Kentucky																		
<b>Southeast Missouri</b> Eastern Kentucky																		
<b>Southeast Missouri</b> Eastern Kentucky																		
<b>Southeast Missouri</b> Tennessee State																		
<b>Southeast Missouri</b> Tennessee State																		
<b>Southeast Missouri</b> Tennessee State																		
<b>Southeast Missouri</b> UT Martin																		
<b>Southeast Missouri</b> UT Martin																		
<b>Southeast Missouri</b> Murray State																		
<b>Southeast Missouri</b> Murray State																		
<b>Southeast Missouri</b> Murray State																		
<b>Southeast Missouri</b> UT Martin																		
<b>Southeast Missouri</b> UT Martin																		
<b>Southeast Missouri</b> Jacksonville State																		
<b>Southeast Missouri</b> Jacksonville State																		
<b>Southeast Missouri</b> Jacksonville State																		



## 2021 OVC Statistics

Record: 11-1 Home: 5-1 Away: 6-0 OVC: 11-1

Player	avg	gp-gs	ab	r	h	2b	3b	hr	rbi	tb	slg%	bb	hp	so	gdp	ob%	sf	sh	sb-att	po	a	e	fld%
12 DREILING, Katie	.485	11-11	33	9	16	4	0	3	11	29	.879	5	0	3	1	.553	0	0	1-1	0	0	0	.000
2 ANDERSON, Rachel	.459	12-12	37	13	17	4	1	2	14	29	.784	7	3	2	0	.574	0	1	3-3	17	0	0	1.000
1 ANDERSON, Jillian	.457	12-12	35	12	16	6	1	0	5	24	.686	9	0	3	0	.568	0	0	6-9	15	0	0	1.000
24 WRIGLEY, Kynzie	.429	12-10	28	8	12	4	0	0	4	16	.571	3	0	4	0	.469	1	0	2-2	8	13	1	.955
14 ANDERSON, Kaylee	.389	12-12	36	13	14	2	0	4	10	28	.778	1	2	3	0	.436	0	0	2-2	15	0	0	1.000
4 TUCKER, Alyson	.345	12-12	29	7	10	3	0	1	4	16	.552	6	3	3	0	.500	0	1	1-1	11	21	2	.941
26 ELLIS, Ashley	.333	12-12	30	7	10	0	0	7	19	31	1.033	5	0	8	0	.417	1	0	0-0	70	0	0	1.000
-----																							
7 DAVIS, Karsyn	.350	8-8	20	1	7	2	0	1	6	12	.600	0	0	0	1	.350	0	0	0-0	41	1	0	1.000
3 WALLEN, Kimmy	.333	11-1	12	3	4	1	0	0	0	5	.417	2	0	1	0	.429	0	0	2-3	2	0	1	.667
27 GRIFFIN, Anna	.333	3-0	3	0	1	0	0	0	0	1	.333	0	0	1	0	.333	0	0	0-0	0	0	0	.000
15 PAULEY, Austine	.292	9-8	24	7	7	0	1	2	3	15	.625	1	0	2	0	.320	0	0	2-2	9	12	1	.955
20 WININGER, Leah	.250	5-0	4	0	1	0	0	0	2	1	.250	1	0	1	0	.400	0	0	0-0	0	0	0	.000
10 EMERT, Ashley	.111	7-6	18	0	2	0	0	0	1	2	.111	0	0	2	0	.111	0	0	0-0	9	12	2	.913
21 PENA, Chelsy	.100	6-4	10	0	1	0	0	0	2	1	.100	2	0	2	0	.231	1	1	0-0	30	1	1	.969
16 RICKERMANN, Abigail	.000	8-0	7	1	0	0	0	0	0	0	.000	1	0	0	0	.125	0	1	0-0	5	1	0	1.000
11 MARTON, Danina	.000	5-0	1	1	0	0	0	0	0	0	.000	0	0	1	0	.000	0	0	0-0	0	0	0	.000
17 ROBINSON, Kelby	.000	8-0	0	3	0	0	0	0	0	0	.000	0	0	0	0	.000	0	0	3-4	1	0	0	1.000
8 ROLLET, Abby	.000	1-0	0	0	0	0	0	0	0	0	.000	1	0	0	0	1.000	0	0	0-0	0	0	0	.000
Totals	.361	12	327	85	118	26	3	20	81	210	.642	44	8	36	2	.445	3	4	22-27	234	75	9	.972
Opponents	.161	12	279	21	45	9	0	6	17	72	.258	21	4	69	0	.230	1	2	4-5	221	90	12	.963

LOB - Team (80), Opp (52). DPs turned - Team (1), Opp (5). IBB - Team (0), Opp (1).

## (OVC games only Sorted by Earned run avg)

Player	era	w-l	app	gs	cg	sho	sv	ip	h	r	er	bb	so	2b	3b	hr	b/avg	wp	hp	bk	sfa	sha
9 ROOK, Rachel	1.20	7-0	8	8	4	3/0	0	40.2	18	9	7	9	47	6	0	4	.129	1	1	0	0	1
19 HOLMAN, Paytience	1.52	3-1	5	4	2	2/0	0	23.0	13	7	5	6	14	0	0	2	.157	0	2	0	0	1
6 DAVIS, Marisa	2.69	1-0	6	0	0	0/0	3	13.0	12	5	5	4	8	2	0	0	.240	0	1	0	1	0
-----																						
12 DREILING, Katie	0.00	0-0	1	0	0	0/0	0	1.1	2	0	0	2	0	1	0	0	.333	0	0	0	0	0
Totals	1.53	11-1	12	12	6	5/0	3	78.0	45	21	17	21	69	9	0	6	.161	1	4	0	1	2
Opponents	7.70	1-11	12	12	3	0/0	1	73.2	118	85	81	44	36	26	3	20	.361	2	8	0	3	4

PB - Team (1), K. DAVIS 1, Opp (1). SBA/ATT - PENA (4-5), ROOK (3-4), M. DAVIS (1-1).