



#LETSSOAR



SOUTHEAST MISSOURI REDHAWKS
2020-21 SOCCER MEDIA GUIDE





**DO
YOU
HAVE
THE
WILL
TO**

serve all
community
members?



**SOUTHEAST MISSOURI
STATE UNIVERSITY • 1873**



2020-21



CONTENTS

Intro to Redhawk Soccer

Media Information.....	2-3
SEMO Soccer Information.....	4
Redhawk Tradition.....	5
New SEMO Logos.....	6-7
Houck Field.....	8-9
Academic Excellence.....	10
Social Development.....	11
Competitive Success.....	12
Sports Medicine.....	13
2019 OVC Champions.....	14-15
Under Armour.....	16-17
President Dr. Carlos Vargas.....	18-19
Director of Athletics Brady Barke.....	20-21
Athletics Staff.....	22-25
Mission Statement.....	26

Season Preview

Roster.....	28-29
Class Photos.....	30
2020-21 Schedule.....	31
Opponents.....	32-33

Coaches

Head Coach Heather Nelson.....	36-40
Associate Head Coach Paul Nelson.....	41
Assistant Coaches.....	42-43

Profiles

2020-21 Player Profiles.....	46-63
------------------------------	-------

Review

2019 Final Statistics.....	66-67
2019 OVC Team Leaders.....	68-69
OVC Individual.....	70-71
2019 Box Scores.....	72-73
Honors & Awards.....	74

Records & History

Single Season Records.....	76
Career Records.....	77
Team Records.....	78-79
Yearly Records.....	80-81
Postseason.....	82
All-Time Results.....	83-85
Series History.....	80-91
Postseason History.....	92
Coaching History.....	93
All-Time Roster.....	94
Hall of Fame Inductees.....	95
By the Numbers.....	96

OVC

OVC History.....	98-99
OVC Tournament.....	100
OVC Staff.....	101
OVC Opponents.....	102-106
OVC Map.....	107
OVC Soccer History.....	108-125

SEMO

Southeast Missouri State University.....	127-132
--	---------

Credits

The 2020-21 Southeast Missouri Women's Soccer Media Guide was written, edited and designed by Assistant Strategic Communications Director Eric Mueller. Additional assistance by Jeff Honza, Morgan Harding, Sawyer Becherer and Veda Barnett of Moll Printing. Photography by Charlie Balcom, Marc Mahnke, Michael Dann, Southeast Missourian/SEMOBall, and Bill Barrett. Special thanks to opposing school media relations personnel.



REDHAWK SOCCER



MEDIA INFORMATION

Covering the Redhawks



The 2020-21 Southeast Missouri women's soccer media guide is a source of information for the news media covering the Redhawks. News releases, clips, video footage, photographs and other information will also be available to accredited members of the media upon request.

Strategic Communications

The Southeast Missouri Strategic Communications Office is always willing to assist the media with their coverage of Redhawk soccer. All media and credential requests should be made to Assistant Strategic Communications Director Eric Mueller. Should you need any information, feel free to call any time, day or night. Mueller can be reached at (573) 651-2294 (work) or (630) 267-5145 (mobile).

In-Season Interview Policy

All of Southeast Missouri's women's soccer student-athletes and coaches will be available to the media throughout the 2020-21 season. Interviews should be arranged through the Southeast Missouri Strategic Communications Office. Due to the COVID-19 pandemic, interviews with players and coaches will be conducted virtually (via Zoom/Face Time) or by phone after practice during the season. Please let the Strategic Communications Office know at least 24 hours in advance so interview arrangements can be made. There will be no in-person interviews to ensure proper safety measures.

Press Box

Press facilities are in the Houck Field Press Box located on the top of the south side of the stadium. The press box is a two-level facility, so please use caution when walking up and down the stairs. Due to the COVID-19 pandemic, face coverings are required to be worn at all times in the Houck Field Press Box.

Credentials

Credentials are required for entrance to the press box at Houck Field. To request season or single-game credentials, please contact Assistant Strategic Communications Director Eric Mueller in the Southeast Missouri Strategic Communications Office by phone at (573) 651-2294 or email at ejmueller@semo.edu. Credentials can be picked up at the will call window located at the ticket booth on the south side of Houck Field.

Southeast Missouri follows the guidelines set forth by the NCAA governing the issuance of credentials. Press Box credentials will be issued to accredited sports writers of daily and weekly newspapers. Photo credentials will be issued to accredited members of the photo media working for newspapers and television stations.

All credential requests should come from sports editors, directors or anchors. Spouses, dates and minors will not be permitted in the Press Box or the sidelines of Houck Field. Any unauthorized use of credentials will result in revocation of credentials issued by Southeast Missouri State University and credential requests will not be honored for future SEMO athletic events.

Postgame Interviews

The Southeast Missouri Strategic Communications staff will make student-athletes available to the media at the conclusion of each game. Due to the COVID-19 pandemic, postgame press conferences will be held virtually. Please contact Eric Mueller with any interview requests.



**STRATEGIC COMMUNICATIONS**

One University Plaza MS 0200
Cape Girardeau, MO 63701
Phone: (573) 651-2294 | Fax: (573) 651-2810



Jeff Honza
Assistant Director of
Athletics for Strategic
Communications
(573) 651-2933
(618) 528-1145 (cell)
redhawk1@me.com/jhon-
za@semo.edu



Eric Mueller
Assistant Director/
Soccer Contact
(573) 651-2294
(630) 267-5145 (cell)
ejmueller@semo.edu



Charlie Balcom
Coordinator of Digital
Media
(513) 673-3220 (cell)
cbalcom@semo.edu

Photographers

Please observe NCAA regulations and shoot from designated areas assigned at Houck Field. Due to the COVID-19 pandemic, there will be limited areas assigned for working photographers.

Live Stats

StatBroadcast Live is the official live statistics platform of Southeast Missouri women's soccer.

Live stats can be accessed at Statb.us/I/SEMO.

Press Box Services

The Houck Field Press Box is equipped with wireless internet. A member of the Strategic Communications staff will provide login information. Southeast Missouri uses "The Automated Scorebook" for women's soccer computerized statistics. Working media will receive a complete quickie stats at the end of each half. Due to the COVID-19 pandemic, printed flip cards and game notes will no longer be available to the media in the Houck Field Press Box. Instead, those materials will be available online and upon requests. Any cheering or outward expression is strictly prohibited in the Houck Field Press Box at all times.

Redhawks on the Internet

Southeast Missouri's Official Athletics website can found at the following address:

GoSoutheast.com

The website is updated daily and information on all 15 sports is available. Complete schedule, results, coaches and player bios and conference information can be accessed.

SEMO

CONNECT ON: [f](#) [t](#) [i](#) [y](#) [p](#)

SPORTS TICKETS ATHLETIC DEPARTMENT FAN ZONE TRADITIONS REDHAWKS CLUB

FOOTBALL ARCHIVED STORIES COACHING STAFF ROSTER SCHEDULE STATISTICS MORE

SCHEDULE DIGITAL NETWORK

CHOCOLATE MILK BUILDS CHAMPIONS

SEP 12 / TBA
FB
at Ohio Mills
Oxford, Miss.

SEP 19 / 6 PM
FB
at Southern Illinois
Carbondale, Ill.

COMPOSITE CALENDAR

ATHLETES OF THE WEEK

SPRING SEMESTER REPORT CARD
2019-20 Academic Year (12.7 at highest Spring GPA)

WOMEN'S TENNIS	3.88
Gymnastics	3.87
WOMEN'S SOCCER	3.78
WOMEN'S CROSS COUNTRY	3.74
WOMEN'S TRACK & FIELD	3.64
SOFTBALL	3.60
Volleyball	3.44
WOMEN'S BASKETBALL	3.42
Baseball	3.26
MEN'S CROSS COUNTRY	3.22
MEN'S BASKETBALL	3.24
MEN'S TRACK & FIELD	3.21

JUNE 19 / BASEBALL
Athletics Closes 2019-20 Academic Year with Record Spring Semester

DEPARTMENT RECORD 3.53 GPA

Redhawks on ESPN+

The Ohio Valley Conference and ESPN have a media rights agreement, which includes a minimum of 600 conference events on ESPN+, the multi-sport, direct-to-consumer subscription streaming service from The Walt Disney Company Direct-to-Consumer & International segment and ESPN. All of Southeast Missouri's home and OVC games air live on ESPN+. ESPN+ offers fans thousands of additional live events, on-demand content and original programming not available on ESPN's linear TV or digital networks. ESPN+ is an integrated part of the completely redesigned ESPN App. Already the leading sports app, the new ESPN App is the premier all-in-one digital sports platform for fans across mobile and TV-connected devices. ESPN+ is also available through ESPN.com.

SOCIAL MEDIA**Twitter**

@SEMOSoccer
@SEMOredhawks

Facebook

@SEMOredhawks
@SoutheastMissouriSoccer

Instagram

@SEMOredhawks
@SEMOSoccer



FOLLOW THE REDHAWKS AT GOSOUTHEAST.COM





REDHAWK SOCCER

General Information

School	Southeast Missouri State
Location	Cape Girardeau, Mo.
Founded	1873
Enrollment	11,502
Nickname	Redhawks
Colors	Red & Black
Affiliation	NCAA Division I (FCS)
Conference	Ohio Valley
President	Dr. Carlos Vargas
Director of Athletics	Brady Barke

Facility Information

Stadium (Capacity)	Houck Field (10,000)
Year Constructed	1930
Surface	FieldTurf
Press Box Phone	(573) 651-2191

Soccer History

First Year of Soccer	1999
All-Time Record	198-134-54
All-Time OVC Record	105-74-34
OVC Championships (Years)	6 (2001, '02, '07, '11, '14, '19)
NCAA Playoff Appearances (Years)	2 (2006, 2007)

Team Information

2019 Record	11-5-1
Home	7-0-0
Away	4-3-1
OVC Record/Finish	8-1-1/1st
Starters Returning/Lost	5/5
Newcomers	8





Impossible is Nothing.

In September of 2012, Meg Herndon passed away from injuries suffered in a tragic scooter-truck collision near campus.

Meg Herndon was a soccer player under coach Heather Nelson at the time of her accident. Not only did she earn an athletic scholarship after her hard work on the field, Meg Herndon was also excelling in the classroom as well.

Herndon was a nursing major just like her mother was. She was named to the Ohio Valley Conference Commissioner's Honor Roll and awarded Southeast Scholar-Athlete honors each of her three-years.

The Herndon family endowed a scholarship in Meg's named following her tragic accident. The scholarship is for SEMO Women's Soccer Athletes. Each year they hold a fundraiser at a St. Louis Cardinals game.

This motto is still displayed on team gear and in the team's lockerroom.





On July 1, 2020, Southeast Missouri State University unveiled refreshed spirit marks, including a new primary logo, wordmark and variations for its 15 athletic programs.

The redesign features an official brand font to complement the marks, and a focused emphasis on 'SEMO' as the preferred reference for the University in Athletics and less formal communications. These logos are the first update to the University's spirit branding since the Redhawk was introduced in 2005.

The new brand identity, which will allow SEMO's athletic teams to display consistent logos, lettering and numerals, is independent of the existing University marks featuring the depiction of the Academic Hall dome which remain unchanged.

"We are excited to reveal our refreshed series of logos and word-

marks," said Director of Athletics Brady Barke. "Having a strong and recognizable brand is essential as we continue to elevate the profile of the University and Redhawk Athletics, and continue towards our vision of being the premier athletics program in the Ohio Valley Conference. These new marks complement our existing Redhawk logo and help us establish a strong regional and national identity by embracing the SEMO nickname."

SEMO started the process of creating its new brand identity following a 2018 brand refresh study completed by Ologie. A higher education branding and marketing firm based in Columbus, Ohio, Ologie helped launch the University's "Will to Do" brand platform.

As part of the refresh, Ologie closely studied the use of "SEMO" vs. "Southeast". Through extensive surveys and interviews, Ologie concluded that audiences like the personality, uniqueness

and familiarity of "SEMO" when referring to the University and its athletic programs, except in official institutional communications. Their recommendations included embracing the SEMO acronym by establishing parameters for usage and creating the wordmark.

Following the study, the logos were designed by the University Marketing team, in collaboration with the Department of Athletics and campus leadership at no additional cost to the University.

"I want to thank Tonya Wells and her team in the University Marketing office for their hard work on this project," said Barke. "Working collaboratively over a number of months, I think we have developed something everyone associated with Southeast Missouri State can be proud of."

With the addition of an official brand font, sport-specific logos for each of SEMO's 15 Division I sports and sub-brand lock-ups

can be used across the University. It also presents a more consistent branding over all platforms.

Along with the new logos, fans will notice a more frequent use of "SEMO" in reference to the University and its athletic teams on uniforms, apparel and other materials. Official social media usernames for Redhawk Athletics, including Facebook, Twitter and YouTube have all been changed from @GoSoutheast to @SEMORedhawks.

The announcement signifies a local launch of the branding and refreshed spirit logos. Certain digital platforms, including University and athletic websites, and social media will adopt the new logos immediately. Signage and publications on SEMO's campus will use the updated logo over the coming months. Athletic uniforms and apparel will reflect the updates as teams enter the next purchase cycle. Fully rebranding the campus and athletic facilities





is a time-consuming and costly endeavor. Therefore, this process will be completed giving priority to highly visible locations and only as funding is identified.

"It's an exciting time for SEMO Athletics," said Southeast President Dr. Carlos Vargas. "We are entering the new school year as defending OVC champions in five different sports and we finished the COVID-19 shortened season at the top of the OVC Commissioner's Cup standings. We are Southeast Missouri's Division I athletics program and our refocused identity represents our institution's strong connection to serving our region."

What They Are Saying . . .

"I'm really excited about our new wordmark. When you think about Southeast Missouri State, you think about our region and our area, you think, 'SEMO.' SEMO is what makes us different. There is only one SEMO. We are the regional institution. I can't wait to see this new wordmark in the Fall."

Tom Matukewicz Head Football Coach

"Remembering where you come from is an important part of shaping where you are going. Our campus identity as 'SEMO' is intrinsic to who we are. It is ingrained in Southeast Missouri State University's history. Much like SEMO's landmarks – the dome, cardiac hill and the gum tree – 'SEMO' is unique to who we are and inspires an incredible sense of community. In terms of recruiting, the new SEMO logo is huge! We are the only NCAA athletic program in the nation with this acronym and it pinpoints our campus location."

It is truly a unique identifier and the only wordmark that ties our present to our past. It also instills that sense of pride in remembering where we came from."

Heather Nelson Head Women's Soccer Coach

"As a SEMO alumnus, it was exciting to work on this project alongside the team in University Marketing which did an amazing job developing the visual identity. The 'SEMO' nickname is truly unique in the college landscape and these new marks will help strengthen our brand locally and nationally."

Nate Saverino Associate Director of Athletics for External Affairs

"It's a great new look in comparison to the older logo. It shows a great depiction of the SEMO rebranding and how important the community is to helping SEMO become the best in the region."

Omardrick Douglas Football Student-Athlete





REDHAWK SOCCER



HOUCK FIELD

Celebrating 90 Years



Houck Field turned 90 years old in 2020. The facility has served as the home of Southeast Missouri football since 1930 and became home to SEMO Women's Soccer after its inception in 1999.

A Formetco Sports digital video scoreboard with a massive screen size of 33' 6.75" x 52' 6" is the newest addition to Houck Field. The state-of-the-art video board was installed in April, 2020.

Before that, renovations were made to the press box prior to the 2015 season. Renovations included a new sound system, filming station and carpet among other things to enhance the overall interior and exterior look.

Prior to the 2011 season, Houck Field received a huge makeover when a FieldTurf playing surface, Daktronics video scoreboard and new lighting (which meets television standards) were installed. The facility was also re-

painted, giving the longtime home to Redhawk Athletics a flashy look.

Houck Field was built at a cost of \$150,000 and remains a beautiful and picturesque stadium today.

The dedication game pitted SEMO football and Southern Illinois from nearby Carbondale, Illinois, on Oct. 3, 1930. That game attracted a crowd of over 6,000, with SIU claiming a 12-6 victory. The referee of the inaugural game was James T. Blair, who served as the Governor of Missouri from 1957-61.

Houck Field was constructed on the site of an old rock quarry and was purchased in 1925 for \$11,000 at the recommendation of then-college President Joseph A. Serena.

Ten thousand bags of Portland Cement, 23,000 feet of Oregon Fir seat lumber and 150,000 feet of Yellow Pine Form lumber were used in the construction, according

to an ad in the Houck Field dedication program. The original stadium included 5,240 seats on the south side of the field.

The field and stadium were named in honor of Louis Houck, who served 39 years as a Regent for the University and President of the Board for all but three of those years.

Seating on the north side of the stadium was added prior to the 1963 season. The press box was later constructed on the south side in 1979. Approximately 400 chairback seats were added to a center section on the south side of the stadium in 1992.

In 2000, the very first FieldTurf playing field was installed and the exterior of the facility was resurfaced. Improvements were also made to the press box at that time.

More upgrades took place in the fall of 2005. Those included a paved parking area adjacent to

the east end zone and new parking and landscaping areas surrounding the outside of the stadium.

A state-of-the-art dormitory was built on the west end of the facility in recent years. The ground floor of that building houses a locker room and athletic training facility which the football team uses on gamedays.





Largest Crowds at Houck Field

Opponent	Date	Results	Attendance
Illinois-Springfield	Aug. 21, 2016	W, 3-1	1,137
Missouri State	Aug. 21, 2018	L, 0-1	864
Evansville	Sept. 11, 2012	T, 0-0 ^{2OT}	841
Murray State	Nov. 9, 2001	W, 2-0	825
Arkansas State	Sept. 6, 2013	T, 0-0 ^{2OT}	815
UMKC	Aug. 24, 2012	L, 0-1	718
Jacksonville State	Nov. 7, 2014	L, 0-1	602
Eastern Illinois	Sept. 30, 2011	W, 1-0	602
Saint Louis	Aug. 19, 2012	T, 0-0 ^{2OT}	571
UT Martin	Oct. 27, 2016	W, 4-1	568



FOLLOW THE REDHAWKS AT GOSOUTHEAST.COM



// OVC CHAMPIONS • 2001 • 2002 • 2007 • 2011 • 2014 • 2019 //



ACADEMIC EXCELLENCE

Always a Student First



The Holcomb Success Center offers Southeast Missouri student-athletes a place to study and develop as students and campus leaders.

It is located in the Student Recreation Center, just south of Houck Field. The Holcomb Success Center offers a computer lab with 18 work terminals, study areas and rooms for group meetings. The facility houses the Southeast Academic Services staff and main weight room for Redhawk student-athletes.

The beautiful facility has enhanced the outstanding work in the classroom already enjoyed by SEMO student-athletes.

Redhawk student-athletes overcame an enormous amount of adversity and disruption during the COVID-19 pandemic to cap a record 2019-20 academic year.

After recording a 3.39 grade point average in the fall, SEMO accumulated a Department

of Athletics record 3.53 spring semester GPA.

A total of 12 teams achieved a 3.21 or higher GPA during the spring term alone.

Also, five different programs, including gymnastics (3.82), women's soccer (3.78), women's basketball (3.42), men's basketball (3.26) and football (2.94) registered their highest semester GPA ever.

Women's tennis led the spring semester with a 3.88 GPA. Women's cross country (3.76), women's track & field (3.66), softball (3.60), volleyball (3.44), baseball (3.35), men's cross country (3.32) and men's track & field (3.21) completed the team GPAs in the spring term.

SEMO women's soccer has registered a 3.3 or higher GPA during each of the program's 21 years.

Southeast Missouri was named a 2019-20 Team Academic Award winner by the United Soccer

Coaches after posting a 3.70 grade point average during the last academic year.

A total of 13 soccer student-athletes recorded 4.0 GPAs for the Spring 2020 semester, and the team finished with a 3.78 spring term GPA.

There were 15 women's soccer student-athletes honored on the Commissioner's Honor Roll after posting a minimum 3.25 GPA in one season of competition.

Kate Daus, Gabby Gscheidmeier and Abby Tremain each claimed a 4.0 GPA for the academic year, earning the coveted Ohio Valley Conference Academic Medal of Honor.

Tutors are available for all student-athletes as needed. In addition, both attendance and academic progress is monitored through regular checks with faculty.

A special course is required for all first time student-athletes at SEMO. The course, which

offers three credit hours, is part of a comprehensive program developed to address study skills and life skills topics, and thus, enhance retention and academic success for student-athletes.

Entering student-athletes are evaluated for academic preparedness and assigned to appropriate categories. Student-athletes can also receive individualized academic programs which include meeting with a mentor bi-weekly to discuss academic progress.

The Holcomb Success Center staff works to get athletes involved in campus and community projects, as well. This is done to provide a support structure and greater opportunity for academic success. Through the NCAA's CHAMPS/Life Skills Program, the Holcomb Success Center gives student-athletes personal and professional skills in order to facilitate successful and productive futures.





SOCIAL DEVELOPMENT

Always Giving Back & Serving the Community



Student-athletes and coaches at Southeast Missouri are dedicated to giving back to the community that so generously supports them.

Redhawk women's soccer student-athletes have opportunities to participate in a variety of community service activities each year. Community involvement helps provide a support structure and greater opportunity for academic success.

We are proud of the level of commitment shown by our student-athletes and always encourage them to participate in community service projects here at SEMO.

SEMO student-athletes also have the opportunity to participate in the Redhawks BRIDGE Program. The mission of the Redhawks BRIDGE Program is to develop a comprehensive student-athlete development program by Building

Responsible Individuals and Delivering Gainful Experiences. This program provides student-athletes with both leadership and life skills experiences through interactive programming that will prepare them to be successful in life after athletics. The leadership programming will teach student-athletes about Southeast's culture and allow them to learn, develop, and apply leadership skills. The life skills programming provides educational programs designed to assist student-athletes in identifying and applying transferable skills and experiences to prepare them to succeed outside of the athletic arena.



// OVC CHAMPIONS • 2001 • 2002 • 2007 • 2011 • 2014 • 2019 //





Southeast Missouri's Strength and Conditioning program is committed to developing the total student-athlete through their experiences within a competitive training environment.

SEMO's weight room renovations at the Holcomb Success Center were completed in January, 2016.

Indoor turf, weights, equipment and lifting platforms were added as part of the renovation, which cost \$500,000. The facility now has more space and equipment to handle SEMO's larger teams or multiple teams training at the same time. Branding and new lighting were also included in the overall project.

The newly-renovated weight room enhances training with the best equipment available and is able to accommodate larger teams or multiple teams training at the same time.





Southeast Missouri's sports medicine staff strives to provide the best care possible for its student-athletes.

On Aug. 14, 2019, SEMO and SoutheastHEALTH entered a collaborative partnership in which SoutheastHEALTH will serve as comprehensive providers of orthopedic and sports medicine services for the University's NCAA Division I athletics program, its intramural and club sport participants and for the University's performing arts students.

Under the agreement, SoutheastHEALTH orthopedic and sports medicine physicians provide orthopedic, primary medical care, athletic training and physical therapy services, and invest in the University by providing diagnostic equipment and athletic training supplies, as well as scholarships for students.

SoutheastHEALTH orthopedists Dr. Anthony McPherron, Dr. Matthew Baker and Dr. Charity Jacobs, and SoutheastHEALTH sports medicine physician Andrew Lawrence serve as the official team physicians of SEMO.

The sports medicine staff begins treatments and rehabilitation starting as early as 6 a.m., and is available until the last student-athlete is through.

There are currently four sports medicine facilities on campus. The staff treats out of the Rosengarten Athletic Complex, where the primary training room is located. There are two other satellite athletic training rooms, including one at Houck Field House and one at the Show Me Center.





REDHAWK SOCCER



2019 OVC





CHAMPIONS

// OVC CHAMPIONS • 2001 • 2002 • 2007 • 2011 • 2014 • 2019 //



FOLLOW THE REDHAWKS AT GOSOUTHEAST.COM





UNDER

Southeast Missouri and Under Armour, Inc. (NYSE: UA, UAA) announced a partnership agreement. The Baltimore-based global leader in performance footwear, apparel and equipment became the official outfitter of Southeast Missouri Athletics on July 1, 2018.

As part of the multi-year agreement, Under Armour provides on-field and training gear for 15 sports. Additionally, Under Armour outfits members of the athletic department including coaches and staff.

"We are extremely excited about our partnership with Under Armour and BSN SPORTS to outfit our student-athletes and coaches with the highest quality apparel in the market," said Director of Athletics Brady Barke. "Having two of the

industry leaders in athletic apparel associated with us expands the resources available to each of our teams and significantly benefit our student-athletes."

The new official outfitter agreement includes marketing entitlement that complements Under Armour's brand marketing campaigns through print and venue presence at the University.

Southeast Missouri's athletic programs include football, men's basketball, women's basketball, baseball, men's cross country, women's cross country, softball, women's tennis, volleyball, women's soccer, men's outdoor track & field, men's indoor track & field, women's outdoor track & field, women's indoor track & field and women's gymnastics.

The Redhawks compete at

the NCAA Division I level and are part of the NCAA Football Championship Subdivision (formerly I-AA) in football. Southeast first became a member of the Ohio Valley Conference when it moved to NCAA Division I in 1991-92. The Redhawks have won 57 OVC regular-season championships and 20 OVC tournament titles during their first 29 years in the league. Southeast also won seven Women's All-Sports trophies in that span.

Southeast Missouri joined the growing Under Armour roster of NCAA partners that includes the University of California, Los Angeles, University of California, Berkeley, University of Wisconsin, University of Notre Dame, Naval Academy Athletic Association, University of Maryland, Texas

Tech University, Northwestern University, University of Cincinnati, Boston College, University of Utah, University of South Carolina and Auburn University.

About Under Armour

Under Armour, Inc., headquartered in Baltimore, Maryland is a leading innovator, marketer and distributor of branded performance athletic apparel, footwear and accessories. Designed to make all athletes better, the brand's innovative products are sold worldwide to consumers with active lifestyles. The company's Connected Fitness™ platform powers the world's largest digitally connected health and fitness community.





ARMOUR



// OVC CHAMPIONS • 2001 • 2002 • 2007 • 2011 • 2014 • 2019 //

FOLLOW THE REDHAWKS AT GOSOUTHEAST.COM





REDHAWK SOCCER



Dr. Carlos Vargas became the 18th president of Southeast Missouri State University July 1, 2015, after having served as acting president at Kutztown University of Pennsylvania.

Since becoming president, Dr. Vargas has launched initiatives to marshal the resources, leverage opportunities and address a variety of challenges and needs of Southeast Missouri State University. He has set as primary goals for the institution the support for student persistence and retention.

He has encouraged and supported the identification and development of innovative academic programs, including bachelor's degrees in Unmanned Aircraft Systems, Geographic Information Science, and industrial and systems engineering. He has continued to support the globalization of the campus

through expansion of study-abroad experiences, extensive engagement of international students, and encouragement of students on campus and abroad to explore cultural interaction. He has championed the work of the President's Task Force on Diversity Education and continued emphasizing the expectations for enhancement of the teacher-scholar model. Under President Vargas' leadership, regional partnerships and collaborations have been solidified, including several joint initiatives with Three Rivers, Mineral Area and other community colleges.

Prior to assuming the presidency at Southeast, Dr. Vargas served one year as acting president of Kutztown University, where he also served as the provost and vice president for academic and student affairs.

Prior to his tenure at Kutztown, Dr. Vargas was at Central State

University in Wilberforce, Ohio, where he served as provost and vice president for academic affairs. He previously served in several roles at Kent State University (Ohio) for a total of 18 years, including founding director of the program on electron beam technology. He was also Kent's associate dean for research, interim assistant dean for research and interim assistant dean for the School of Technology. He started his tenure at Kent State in 1985 as a professor, and continued to teach until his departure from the university in 2003.

Dr. Vargas began his career in higher education at the National Autonomous University of Mexico (UNAM), from which he received a Bachelor of Science in physics.

He earned his Ph.D. in physics and aerospace science from the University of Michigan and he has Master of Science degrees from Michigan in both physics and

aerospace science. He is married to Pam Vargas, who currently serves as director of Research and Grant Development at Southeast, and they have a son, a daughter, and two granddaughters.






Southeast Missouri State Board of Regents




Edward P. Gargas
President



Phillip M. Britt



James P. Limbaugh




Tina L. Klocke



Lloyd F. Smith



Vivek Malik



Lauren Kohn
Student Representative



FOLLOW THE REDHAWKS AT GOSOUTHEAST.COM



// OVC CHAMPIONS • 2001 • 2002 • 2007 • 2011 • 2014 • 2019 //

**BRADY BARKE**

Director of Athletics



Brady Barke is in his fifth year as Southeast Missouri's Director of Athletics.

Barke served as the Interim Director of Athletics since July, 2015, before being named to the permanent position of Director of Athletics on June 7, 2016.

During the 2019-20 season, the Redhawks were on pace to have one of their best campaigns in the school's athletics history. SEMO won four Ohio Valley Conference titles with women's soccer and football claiming regular-season crowns and women's basketball and volleyball securing OVC Tournament championships. The Redhawks also recorded a school record 44 conference victories between the fall and winter sports.

At the time the 2019-20 season ended due to the COVID-19 pandemic, SEMO was first in the OVC Commissioner's Cup race with 80.75 points.

Academically, SEMO's athletic teams were again strong in the classroom.

Student-athletes overcame an enormous amount of adversity and disruption to close out the 2019-20 academic year with a Department of Athletics record 3.53 spring grade point average.

That mark was the highest GPA of any semester for the Redhawks who had a total of 12 teams achieve a 3.21 or higher GPA in the spring term alone.

Also, five different programs, including gymnastics (3.82), women's soccer (3.78), women's basketball (3.42), men's basketball (3.26) and football (2.94) registered their highest semester GPAs ever.

The upcoming 2020-21 campaign marks SEMO's third year with Under Armour. Barke reached a multi-year agreement with the Baltimore-based global leader in performance footwear, apparel

and equipment that made Under Armour the official outfitter of SEMO Athletics on July 1, 2018.

As part of the multi-year agreement, Under Armour provides on-field and training gear for 15 sports. Additionally, Under Armour outfits members of the athletic department including coaches and staff.

Barke also secured bids to host SEMO's first home football playoff games. Additionally, he helped the University reach a collaborative partnership with SoutheastHEALTH. Under the agreement, SoutheastHEALTH orthopedic and sports medicine physicians provide orthopedic, primary medical care, athletic training and physical therapy services, and invest in the University by providing diagnostic equipment and athletic training supplies, as well as scholarships for students.

Most recently, new state-of-

the-art Formetco digital video scoreboards were installed at both Houck Field and the Southeast Softball Complex under Barke's leadership.

A brand new 4,000-square foot baseball training facility was completed prior to the 2020 season. The \$400,000 indoor facility can fit up to four batting cages. There are portable pitching mounds as well as HitTrax and Rapsodo technology that helps improve overall player performance.

Barke hired Brad Korn as the Redhawks head men's basketball coach on Mar. 24, 2020, while navigating through the unprecedented times during the COVID-19 pandemic. Korn was the third head coach Barke hired during his tenure as Director of Athletics.

During his first year in 2016-17, Barke introduced Andy Sawyers as the Redhawks head baseball coach





and worked tirelessly on two major renovation projects.

Nearly a month after Sawyers was hired, Southeast Missouri State and the City of Cape Girardeau officially broke ground on Capaha Field. New synthetic turf, new fencing and a digital scoreboard in the outfield were added as part of the \$1.8 million project that was completed before SEMO's season-opener.

Gymnastics Coach Ashley Lawson was Barke's other hire. Lawson orchestrated a big turnaround in SEMO women's gymnastics during her first two years as head coach.

On Feb. 3, 2017, SEMO formally dedicated Holcomb Success Center. To honor the long-time service and philanthropy of Dr. John and Judy Holcomb, the University named the facility the Holcomb Success Center located in the Student Recreation Center-South. Indoor turf, weights, equipment and lifting platforms were added as part of the renovation at a cost of \$500,000. The facility now has more space and equipment to handle SEMO's larger teams or multiple teams training at the same time. Barke helped secure the Holcombs gift, the largest single cash gift in SEMO Athletics history. Major improvements were also made to the second floor of the building where athletic academic services are housed. This space provides student-athletes with places to study and features a computer lab with 30 work terminals and rooms for group meetings. Staff members assist student-athletes with life skills development, academic advising and academic progress toward degree requirements and NCAA eligibility.

Additional renovations have been made to the nutrition area

that serves as a fueling station for SEMO student-athletes at the Holcomb Success Center.

Fundraising has steadily increased under Barke's direction.

The 2018-19 campaign marked the fifth consecutive year of growth for the Redhawks Club general fund. It is the highest level of giving to the Redhawks Club general fund since 2003-04.

Barke also worked with donors to establish two new endowed scholarships for student-athletes and raised over \$60,000 to support the SEMO football program and summer school scholarships.

More than \$250,000 in pledges for the Redhawks Club unrestricted booster fund has been raised with Barke as Director of Athletics. Over \$200,000 was raised in Sponsorship & Marketing contracts each of the last two years. The 2019-20 season was the sixth-consecutive year of Sponsorship and Marketing revenues.

Barke has worked hard to enhance Redhawks branding around the community. Redhawk banners, S-E! M-O! billboards, Welcome to Redhawk Country and Your Redhawks yard signs are prominently displayed all over Cape Girardeau.

On July 1, 2020, SEMO unveiled refreshed spirit marks, including a new primary logo, wordmark and variations for its 15 athletic programs. The new brand identity will allow SEMO's athletic teams to display consistent logos, lettering and numerals, and is independent of the existing University marks.

Barke created the Redhawks Trivia Night & Auction, a sold out event that generated over \$40,000 in net revenue its first year. In addition, he launched the Redhawks BRIDGE program which provides student-athletes

with both leadership and life skills experiences through interactive programming that will prepare them to be successful in life after athletics.

Barke served as Interim Associate Director of Athletics for Compliance & Student Support Services before being named the Senior Associate to the President and Secretary to the Southeast Missouri State University Board of Regents in 2013.

He began his tenure at Southeast in 2008 as Assistant Director of Athletics for Compliance & Eligibility. Barke previously served as a governance intern with the NCAA national headquarters in Indianapolis, and as a law clerk with the Southern Illinois University-Carbondale Department of Athletics Compliance Office.

Barke has served as a member of the National Association of Athletics Compliance (NAAC),

chaired the NAAC Education Committee, and was a member of the NAAC Board of Directors. He has facilitated the NCAA Regional Leadership Academy, and served on both the NCAA Sports Wagering Task Force and the Olympic Sports Liaison Committee.

Barke has a juris doctorate degree from Southern Illinois University School of Law, an MBA from Southeast Missouri State University, and a bachelor of science degree in biology from Webster University. While a student at Webster, Barke was a member of both the basketball and golf teams and was inducted into the Webster Athletic Hall of Fame.

He and his wife, Halley, are parents of three children, Mabrie, Jackson, and Kolbe.






REDHAWK SOCCER



Nate Saverino
Associate Director of Athletics
External Affairs




Jeff Honza
Assistant Director of Athletics for
Strategic Communications



Phillip Lady
Assistant Director of Athletics
Marketing & Engagement



Adam Criblez
Faculty Athletics Representative



Kent Phillips
Coordinator of Facilities &
Event Management



TJ Bartels
Ticket Office Manager




Betsy Wilcox
Coordinator of Student-Athlete
Development



Brooke Hengst
Coordinator of Student-Athlete
Development



Jeremiah Streeter
Coordinator of Student-Athlete
Development



Ben Fox
Co-Head Athletic Trainer



Amanda Martin
Co-Head Athletic Trainer



Kristin Jones
Assistant Athletic Trainer



Nathan Harrison
Assistant Athletic Trainer



Mike Patke
Assistant Athletic Trainer



Eric Mueller
Strategic Communications
Assistant Director



Barb Kinsey
Administrative Assistant



Charles Saulberry
Athletics Administration
Graduate Assistant




Tony Brutofsky
Strength & Conditioning



Brian Robbett
Strength & Conditioning






Charlie Balcom
Coordinator of Digital Media



Andy Sawyers
Head Baseball Coach




Matthew Kinney
Assistant Baseball Coach



Michael Cavazos
Volunteer Coach
Baseball



Brad Korn
Head Men's Basketball
Coach



Keith Pickens
Assistant Men's Basketball Coach




Dustin Yoder
Assistant Men's Basketball Coach



Sam McMahon
Assistant Men's Basketball Coach



Aaron Proctor
Director of Men's Basketball
Operations



Rekha Patterson
Head Women's
Basketball Coach



Mike Geary
Associate Head Women's
Basketball Coach



Chanté Crutchfield
Assistant Women's
Basketball Coach



Sakellie Daniels
Assistant Women's
Basketball Coach



Courtney Smith
Director of Women's Basketball
Operations




Ashley Lawson
Head Women's
Gymnastics Coach



Andavea Alexander
Assistant Women's
Gymnastics Coach




Heather Nelson
Head Women's Soccer Coach



Paul Nelson
Associate Head Women's
Soccer Coach



Kindra Lierz
Graduate Assistant
Women's Soccer



Ryan Napoli
Strength & Conditioning

// OVC CHAMPIONS • 2001 • 2002 • 2007 • 2011 • 2014 • 2019 //






REDHAWK SOCCER



Mark Redburn
Head Softball Coach



Kristen Jones
Assistant Softball Coach




Matthew Guemmer
Assistant Softball Coach



Mary Beth Gunn
Head Women's Tennis Coach




Phoebe Boesch
Graduate Assistant
Women's Tennis




Eric Crumpecker
Head Track & Field Coach



Ryan Lane
Cross Country Coach
Assistant Track & Field Coach



Danielle Burbage
Assistant Track & Field Coach




Chris Navarro
Assistant Track & Field Coach



Julie Yankus
Head Women's
Volleyball Coach



Loni Kreun
Assistant Women's
Volleyball Coach



Matt Stolz
Assistant Women's
Volleyball Coach



Leslie Brooks
Graduate Assistant
Compliance



Trevor Ezell
Assistant Baseball Coach




Tom Matukewicz
Head Football Coach




Bryce Saia
Assistant Football Coach



Jeremy McDowell
Assistant Football Coach



Matt Martin
Assistant Football Coach



Tyler French
Assistant Football Coach



Ray Smith
Assistant Football Coach





Justin Drudik
Assistant Football Coach




Jerone Williams
Assistant Football Coach



Jason Onyebugu
Assistant Football Coach




Andre Crenshaw
Assistant Football Coach



Justin Kramer
Assistant Football Coach



Brett Blackman
Football Director of Operations & Equipment



Wyatt Compton
Assistant Football Coach



Luke Berblinger
Assistant Football Coach



Lucas Orchard
Graduate Assistant
Football



Dr. Nicholas Kenney
Band Director



Lindsey Bates
Academic Mentor
Academic Services



Kyle Kasten
Graduate Assistant
Facilities & Event Management



Sawyer Becherer
Graduate Assistant
Marketing & Promotions



Billy Hoskins
Cheerleading Coach



Brie Johnson
Graduate Assistant
Strength & Conditioning



Tatianna Parham
Sundancer Coach



Denisha Gardener
Graduate Assistant
Women's Basketball



Collin Jasper
Graduate Assistant
Men's Basketball

// OVC CHAMPIONS • 2001 • 2002 • 2007 • 2011 • 2014 • 2019 //





Southeast Missouri State University Athletics Mission

Southeast Missouri State University Athletics is committed to enhancing the University's educational mission by supporting student-athletes in their academic, athletic and personal development.

Our Vision

To be the premier athletics department within the Ohio Valley Conference, excelling academically and athletically, while preparing our student-athletes for life after sport.

Our Commitment to Diversity and Cultural Competence

Southeast Missouri State University Athletics strives to create an environment that fosters collaboration and facilitates an open exchange of the unique perspectives that each individual brings. These experiences will enrich the learning environment and better prepare our coaches, staff and student-athletes to make thoughtful contributions in our diverse society. Southeast Missouri State University prohibits all forms of discrimination on the basis of race, color, ethnicity, religion, national origin, sex, sexual orientation, gender identity, age, genetic information, disability, or protected veteran status. The Department of Athletics is dedicated to this guiding principle and is committed to attracting and retaining coaches and staff who reflect the diversity of our student-athlete population.



2020-21



SEASON PREVIEW





PREVIEW

2020-21 TEAM



Bailey Redden

GK • 5-11 • Jr.
Belleville, Ill.
Mass Communication:
Public Relations



Kayla Byrd

GK • 5-6 • R-Jr.
Normal, Ill.
Accounting



Lauren Welker

F/D • 5-3 • Jr.
Jackson, Mo.
Early Childhood
Education



Hannah Compennolle

MF • 5-8 • Sr.
Mount Pleasant, Wis.
Psychology:
Global Studies



Emily Holten

F • 5-5 • Sr.
Collinsville, Ill.
General Management



Emma Brune

MF/F • 5-6 • Fr.
Cape Girardeau, Mo.
Business Administration



Nadiia Ivanchenko

MF • 5-5 • Fr.
Lviv, Ukraine
Management



Abby Tremain

MF • 5-3 • Jr.
Bridgeton, Mo.
Nursing




Kiana Khedoo

F/MF • 5-2 • Fr.
Brampton, Ontario,
Canada
Elementary Education



Taylor Nelson

MF • 5-6 • So.
Jackson, Mo.
Exploratory Major



Kennedy Jones

F • 5-4 • So.
St. Louis, Mo.
Interior Design




Lexie Hacker

D • 5-7 • R-Sr.
St. Peters, Mo.
Healthcare Management



Megan Heisserer

F • 5-4 • So.
Scott City, Mo.
Business Administration



Mariah Johnson

F/D • 5-7 • So.
St. Charles, Mo.
Nursing



Morgan McCourt

F/D • 5-11 • R-So.
Burlington, Wis.
Financial Economics



Maddie Paulson

MF/F • 5-5 • Fr.
Jackson, Wis.
Pre-Physician Assistant



Kate Daus

MF • 5-2 • Jr.
Lindbergh, Mo.
Communication Studies



Laura Galindo Mejia

GK • 5-8 • Fr.
Bogota, Colombia
Nursing




Lexi Grote

F/MF • 5-4 • Sr.
Granite City, Ill.
Exceptional Childhood
Development



Faith Liljegen

MF • 5-5 • Fr.
Collinsville, Ill.
Entrepreneurship



Natalie Jackson

D • 5-4 • So.
O'Fallon, Mo.
Dietetics



Gabby Gscheidmeier

MF • 5-4 • R-Fr.
Germantown, Wis.
Nursing





#	Name	Pos.	Ht.	Class	Hometown / Previous School	Club
0	Bailey Redden	GK	5-11	Jr.	Belleville, Ill. / Belleville West HS	Gateway Rush
1	Kayla Byrd	GK	5-6	R-Jr.	Normal, Ill. / Normal Community HS	St. Louis Scott Gallagher
3	Lauren Welker	F/D	5-3	Jr.	Jackson, Mo. / Jackson HS	St. Louis Scott Gallagher
4	Hannah Compernelle	MF	5-8	Sr.	Mount Pleasant, Wis. / The Prairie School	SC Waukesha
5	Emily Holten	F	5-5	Sr.	Collinsville, Ill. / Ole Miss	St. Louis Scott Gallagher
6	Emma Brune	MF/F	5-6	Fr.	Cape Girardeau, Mo. / Saxony Lutheran HS	SMSC
7	Nadiia Ivanchenko	MF	5-5	Fr.	Lviv, Ukraine / Volodymyr-Volynsky Lycée	Karpaty Lviv
9	Abby Tremain	MF	5-3	Jr.	Bridgeton, Mo. / Incarnate Word Academy	Sporting St. Louis
11	Kiana Khedoo	F/MF	5-2	Fr.	Brampton, Ontario, Canada / St. Thomas Aquinas HS	North Mississauga Soccer Club
12	Taylor Nelson	MF	5-3	So.	Jackson, Mo. / Lindenwood / Jackson HS	St. Louis Scott Gallagher
13	Kennedy Jones	F	5-4	So.	St. Louis, Mo. / Columbia HS	JB Marine
14	Lexie Hacker	D	5-7	R-Sr.	St. Peters, Mo. / Fort Zumwalt South HS	St. Louis Scott Gallagher
16	Megan Heisserer	F	5-4	So.	Scott City, Mo. / Notre Dame HS	SMSC
17	Mariah Johnson	F/D	5-7	So.	St. Charles, Mo. / Francis Howell Central HS	JB Marine
18	Morgan McCourt	F/D	5-11	R-So.	Burlington, Wis. / Burlington HS	SC Waukesha
19	Maddie Paulson	MF/F	5-5	Fr.	Jackson, Wis. / West Bend West HS	North Shore United
20	Kate Daus	MF	5-2	Jr.	Lindbergh, Mo. / Lindberg HS	St. Louis Scott Gallagher
21	Laura Galindo Mejia	GK	5-8	Fr.	Bogota, Colombia / Colegio Cafam	Fortaleza FC
22	Lexi Grote	F/MF	5-4	Sr.	Granite City, Ill. / Granite City HS	St. Louis Scott Gallagher
23	Faith Liljegren	MF	5-5	Fr.	Collinsville, Ill. / Collinsville	Gateway Rush
27	Natalie Jackson	MF	5-4	So.	O'Fallon, Mo. / Francis Howell HS	St. Louis Scott Gallagher
30	Gabby Gscheidmeier	MF	5-4	R-Fr.	Germantown, Wis. / Germantown HS	North Shore United Blue

Head Coach: Heather Nelson (22nd Season | Saskatchewan, 1992)
Associate Head Coach: Paul Nelson (22nd Season)
Graduate Assistant: Kindra Lierz (Second Season | Southeast Missouri, 2019)





PREVIEW

ROSTER BREAKDOWN



Kayla Byrd, Lexie Hacker, Hannah Compennolle,
Lexi Grote, Emily Holten



Lauren Welker, Morgan McCourt, Bailey Redden,
Abby Tremain and Kate Daus



Gabby Gscheidmeier, Natalie Jackson, Megan
Heisserer, Taylor Nelson,
Mariah Johnson and Kennedy Jones



Nadiia Ivanchenko, Laura Galindo Mejia,
Maddie Paulson, Emma Brune,
Faith Liljegen and Kiana Khedoo





Date	Day	Opponent	Location	Time
Mar. 5	Friday	Jacksonville St.*	Houck Field	6 p.m.
Mar. 9	Tuesday	Belmont*	Nashville, Tenn.	6:30 p.m.
Mar. 12	Friday	Austin Peay*	Houck Field	6 p.m.
Mar. 16	Tuesday	Eastern Illinois*	Charleston, Ill.	2 p.m.
Mar. 19	Friday	Tennessee Tech*	Houck Field	6 p.m.
Mar. 23	Tuesday	SIUE*	Houck Field	6 p.m.
Mar. 26	Friday	Eastern Kentucky*	Richmond, Ky.	3 p.m.
Mar. 28	Sunday	Morehead State*	Morehead, Ky.	1 p.m.
April 2	Friday	Murray State*	Houck Field	6 p.m.
April 6	Tuesday	UT Martin*	Martin, Tenn.	7 p.m.

Ohio Valley Conference

April 15-18	Friday-Sunday	OVC Tournament	TBA	TBA
-------------	---------------	----------------	-----	-----

Home games in **BOLD** and played at Houck Field.

*-Denotes Ohio Valley Conference Game.

NOTE: All games are subject to change.

CLASS

Freshmen..... 6

Emma Brune
Maddie Paulson
Faith Liljegren
Nadiia Ivanchenko
Kiana Khedoo
Laura Galindo Mejia

Sophomore..... 6

Gabby Gscheidmeier*
Taylor Nelson
Megan Heisserer
Kennedy Jones
Mariah Johnson
Natalie Jackson

Junior.....5

Lauren Welker
Bailey Redden
Kate Daus
Abby Tremain
Morgan McCourt*

Seniors.....5

Emily Holten
Lexi Grote
Hannah Compennolle
Lexie Hacker*
Kayla Byrd*

*- Denotes Redshirt

PRONUNCIATION GUIDE

Hannah Compennolle..... Com-Per-Knoll
Emma Brune..... Brew-Knee
Abby Tremain..... Tra-Main
Megan Heisserer..... High-Sir
Kate Daus..... Dah-S
Faith Liljegren..... Lil-Jah-Grin
Gabby Gscheidmeier..... Gah-Shy-D-Meier
Kiana Khedoo..... Key-ana K-Due
Laura Galindo Mejia..... MEHE-A





PREVIEW

OPPONENTS



JACKSONVILLE STATE

March 5, 6 p.m.

University Information:

Location: Jacksonville, Ala.
Founded: 1883
Enrollment: 8,567
Colors: Red & White
Nickname: Gamecocks
Conference: Ohio Valley
Facility: JSU Soccer Complex

Team Information:

Head Coach: Neil MacDonald
School Record: 42-80-11 (19-48-3 OVC) (8th)
2019 Record: 4-14 (1-9 OVC)
SEMO vs: SEMO leads, 12-6-3
Last Meeting: W, 2-0

Oct. 25, 2019 | Cape Girardeau, Mo.

Athletics Communication:

SID: Tony Schmidt
Email: aschmidt@jsu.edu
Website: jsugamecocks.com



BELMONT

March 9, 6:30 p.m.

University Information:

Location: Nashville, Tenn.
Founded: 1892
Enrollment: 8,318
Colors: Navy Blue, Red, White
Nickname: Bruins
Conference: Ohio Valley
Facility: E.S. Rose Park

Team Information:

Head Coach: Heather Henson
School Record: 64-76-25 (10th)
2019 Record: 8-9-5 (4-4-2 OVC)
SEMO vs: SEMO leads, 7-2-5
Last Meeting: W, 2-1

Sept. 20, 2019 | Cape Girardeau, Mo.

Athletics Communication:

SID: Grant Cohen
Email: grant.cohen@belmont.edu
Website: belmontbruins.com



AUSTIN PEAY

March 12, 6 p.m.

University Information:

Location: Clarksville, Tenn.
Founded: 1927
Enrollment: 9,835
Colors: Red & White
Nickname: Governors
Conference: Ohio Valley
Facility: Morgan Brothers Soccer Field

Team Information:

Head Coach: Naomi Kolarova
School Record: 12-18-5 (6-11-3 OVC) (3rd)
2019 Record: 4-10-4 (3-5-2 OVC)
SEMO vs: SEMO leads, 12-6-4
Last Meeting: W, 2-1

Sept. 27, 2019 | Clarksville, Tenn.

Athletics Communication:

SID: Casey Crigger
Email: criggerc@apsu.edu
Website: letsgopeay.com



EASTERN ILLINOIS

March 16, 2 p.m.

University Information:

Location: Charleston, Ill.
Founded: 1899
Enrollment: 7,526
Colors: Blue, Gray & White
Nickname: Panthers
Conference: Ohio Valley
Facility: Lakeside Field

Team Information:

Head Coach: Jake Plant
School Record: 10-18-10 (6-8-6 OVC) (3rd)
2019 Record: 4-10-4 (2-5-3 OVC)
SEMO vs: SEMO leads 12-10-4
Last Meeting: W, 1-0
Sept. 21, 2019 | Cape Girardeau, Mo.

Athletics Communication:

SID: Rich Moser
Email: rlmoser@eiu.edu
Website: eiupanthers.com



TENNESSEE TECH

March 19, 6 p.m.

University Information:

Location: Cookeville, Tenn.
Founded: 1915
Enrollment: 10,504
Colors: Purple & Gold
Nickname: Golden Eagles
Conference: Ohio Valley
Facility: Tech Soccer Field

Team Information:

Head Coach: Steve Springthorpe
School Record: 43-50-30 (25-22-13 OVC) (7th)
2019 Record: 6-8-5 (4-3-3 OVC)
SEMO vs: SEMO leads, 15-6-3
Last Meeting: W, 3-2
Oct. 27, 2019 | Cape Girardeau, Mo.

Athletics Communication:

SID: Dylan Vazzano
Email: dvazzano@tnitech.edu
Website: ttusports.com



SIU EDWARDSVILLE

March 23, 6 p.m.

University Information:

Location: Edwardsville, Ill.
Founded: 1957
Enrollment: 14,142
Colors: White & Red
Nickname: Cougars
Conference: Ohio Valley
Facility: Korte Stadium

Team Information:

Head Coach: Derek Burton
School Record: 93-96-30 (13th)
2019 Record: 10-5-5 (5-2-3 OVC)
SEMO vs: SEMO leads, 8-4-2
Last Meeting: L, 1-2
Nov. 8, 2019 | OVC Tournament

Athletics Communication:

SID: Joe Pecoraro
Email: jopecor@siue.edu
Website: siuecougars.com





EASTERN KENTUCKY

March 26, 3 p.m.

University Information:

Location: Richmond, Ky.
Founded: 1906
Enrollment: 16,881
Colors: Maroon & White
Nickname: Colonels
Conference: Ohio Valley
Facility: ECU Soccer Field

Team Information:

Head Coach: Matt Cosinuke
School Record: 4-12-2 (2nd)
2019 Record: 4-12-2 (2-6-2 OVC)
SEMO vs: SEMO lead, 9-3-3
Last Meeting: W, 1-0
Oct. 11, 2019 | Richmond, Ky.

Athletics Communication:

SID: Steve Fohl
Email: steve.fohl@eku.edu
Website: ekusports.com



MOREHEAD STATE

March 28, 1 p.m.

University Information:

Location: Morehead, Ky.
Founded: 1887
Enrollment: 10,200
Colors: Blue & Gold
Nickname: Eagles
Conference: Ohio Valley
Facility: MSU Rec & Wellness Center Intramural Field

Team Information:

Head Coach: Warren Lipka
School Record: 78-100-23 (11th)
2019 Record: 4-12-2 (2-6-2 OVC)
SEMO vs: SEMO leads, 13-6-5
Last Meeting: W, 5-1
Oct. 13, 2019 | Morehead, Ky.

Athletics Communication:

SID: Matteo Vallejo
Email: mnvallejo@moreheadstate.edu
Website: msueagles.com



MURRAY STATE

April 2, 6 p.m.

University Information:

Location: Murray, Ky.
Founded: 1922
Enrollment: 9,466
Colors: Navy Blue & Gold
Nickname: Racers
Conference: Ohio Valley
Facility: Cutchin Field

Team Information:

Head Coach: Matt Lodge
School Record: 24-13-1 (15-5-0 OVC) (3rd)
2019 Record: 11-8 (8-2 OVC)
SEMO vs: SEMO trails, 11-12-1
Last Meeting: L, 0-5
Sept. 29, 2019 | Murray, Ky.

Athletics Communication:

SID: Dan Hasko
Email: dhasko@murraystate.edu
Website: goracers.com



UT MARTIN

April 6, 7 p.m.

University Information:

Location: Martin, Tenn.
Founded: 1900
Enrollment: 6,705
Colors: Navy, Orange & White
Nickname: Skyhawks
Conference: Ohio Valley
Facility: Skyhawk Soccer Field

Team Information:

Head Coach: Phil McNamara
School Record: 98-81-20 (55-33-9 OVC) (11th)
2019 Record: 8-6-5 (6-2-2 OVC)
SEMO vs: SEMO leads, 11-8-6
Last Meeting: T, 2-2^{20T}
Oct. 20, 2019 | Martin, Tenn.

Athletics Communication:

SID: Alex Boggis
Email: daboggis@utm.edu
Website: utmsports.com



**DO
YOU
HAVE
THE
WILL
TO**

**make a
medical
discovery?**



**SOUTHEAST MISSOURI
STATE UNIVERSITY · 1873**

2020-21



COACHES





COACHES

HEATHER NELSON



Heather Nelson is the only head coach that has guided the Southeast Missouri soccer program since its inception in 1999.

In 21 years under her guidance, the Redhawks have posted 16 winning seasons and compiled a 198-134-54 record. Nelson has coached six Ohio Valley Conference regular season champion teams (2001, 2002, 2007, 2011, 2014, and 2019) and back-to-back OVC Tournament championship squads (2006-07) that earned berths in the NCAA Tournament.

Championship Culture

Since the inaugural 1999 season for Southeast Missouri women's soccer, no Ohio Valley Conference school has captured more than the six regular season championships Nelson's program has earned.

SEMO has made the OVC Tournament 18 of the 21 seasons, most in league history.

After the inaugural season in 1999, Nelson guided Southeast to 10 wins the following year, a figure that was matched or surpassed in each of the next seven seasons and 10 times total in the following 19 years.

By year three, she helped guide Southeast to back-to-back OVC regular season championships (2001, 2002), which

saw the Redhawks go undefeated in conference play during each of those years.

In 2001, Southeast stormed onto the scene with a 16-2 overall record and 5-0 mark in league play. The Redhawks posted an .889 winning percentage, which currently stands as the best in school history.

That team, which claimed the program's first-ever OVC title, boasted the nation's lowest goals against average (0.44) and the country's top shutout percentage (0.72). The Redhawks allowed only eight goals and posted 13 shutouts in 18 matches. Southeast also ranked 10th in the nation in points per game (2.67). The Redhawks set conference records for wins in a season and goals allowed, posting shutouts in all OVC contests.

Southeast repeated as the league's regular-season champion in 2002, posting an overall record of 14-4-2 and 6-0 mark in conference play while leading the league in shots, goals allowed, goals against, and shutouts. Following the 2002 season, nine players earned All-OVC honors, including Valerie Henderson and Jenny Hamilton, who were named OVC Player and Defensive Player of the Year, respectively. Despite the dominant records and accolades, an OVC Tournament title eluded the Redhawks in each of those seasons. Eastern Illinois pulled off upsets in the tournament championship match of both campaigns.

The Redhawks finally broke through in postseason play during the 2006 OVC Tournament. After a fourth-place regular season finish, Southeast knocked off top-seeded Samford and blanked Morehead State in the OVC Tournament finals to secure its first NCAA Tournament berth in 2006. The Redhawks drew nationally-ranked Illinois in their first NCAA Tournament game and stifled the Fighting Illini offense for much of the first period before eventually falling by a score of 2-0.

SEMO turned that momentum from the 2006 run into a memorable 2007 season that saw the Redhawks finish 12-2-4 in the regular season with an unbeaten 8-0-1 record in OVC play. Southeast won a second-consecutive OVC Tournament, blanking UT Martin in the semifinals and outlasting Samford in penalty kicks in front of a home crowd at Houck Stadium to earn a return berth to the NCAA Tournament. Southeast drew in-state rival Missouri and made history in the 43rd minute of that clash when Courtney Alexander scored the program's first NCAA Tournament goal. The contest went to penalty kicks, where Missouri prevailed despite a valiant effort from the Redhawks.

Nelson earned her third OVC Coach of the Year honor in 2007, marking the most of any women's soccer coach in league history. Southeast swept the OVC postseason awards with Alexander claiming OVC Player of the Year, Lindsay Pickering earning OVC Defensive Player of the Year and Ashley Runion collecting the program's first OVC Freshman of the Year honor. This is the only time in OVC history that a single squad as swept the postseason





awards.

Nelson's Redhawks won their fourth regular season title in 2011 with a 12-6-1 record and 8-1-0 finish in the OVC. The eight league wins tied the conference record, which was set by Southeast and Samford in 2007. Nelson was named OVC Coach of the Year for a record fourth time. Jessie Crabtree earned OVC Offensive Player of the Year honors in her lone season at Southeast while Erin Shulman claimed OVC Freshman of the Year honors.

The 2012 season was one of adversity for the Southeast soccer program as the team overcame numerous hardships and a tragedy that impacted the entire university and Cape Girardeau community. Nelson was injured in an accident over the summer and spent time away from the sidelines recovering during the first month of the season. In early September, senior defender Meg Herndon was involved in an accident that tragically cut her life short. Equal parts a captain, friend, sister and teammate, Herndon displayed tenacity as a driven defender on the field and was admired by the countless lives she touched in competition and her personal life. Herndon's No. 2 jersey was retired one year later during a celebration of her life prior to the annual alumnae match. During the event, Herndon's mother, Cindi Silvey, presented a check for the newly-formed Meghan Herndon Memorial Scholarship.

"It's amazing knowing that Meg's legacy is going to live on through her scholarship," Nelson said. "Her family has been so wonderful as we've honored her. It reminds me of my relationship

with Meg and how pleasant it was to work with her."

The 2012 Redhawks overcame many obstacles to finish 7-10-4 overall and 5-3-2 in OVC play to place fourth in the conference. Southeast closed the season by going 4-0-1 and qualified for the OVC Tournament for the third consecutive year. The momentum continued during the tournament as the Redhawks defeated Belmont for the program's first postseason victory since 2007. The memorable run ended in a 1-0 loss to UT Martin, the eventual OVC champions. Haley Abbott became the fifth player under Nelson to earn OVC Defensive Player of the Year.

2013 marked the 11th winning season in Nelson's career. Southeast went 8-7-3 overall and 6-2-2 in the OVC to finish third in the conference standings. The Redhawks earned a berth in the OVC Tournament for the fourth year in a row. Ashton Aubuchon was named OVC Defensive Player of the Year, marking the sixth time in Nelson's tenure that a Southeast player received the accolade and second time that Southeast has claimed the award in back-to-back seasons (Jenny Hamilton, 2001-02).

2014 saw the Redhawks claim their fifth OVC regular season championship. The Redhawks finished the season 11-6 overall and 8-2 in league play. Southeast defeated SIUE in the regular season finale to win a share of the OVC title with the Cougars. With that win, Southeast earned the right to host the postseason tournament and earn a bye as the No. 1 seed.



FOLLOW THE REDHAWKS AT GOSOUTHEAST.COM





COACHES



Freshman Kindra Lierz made history as the first player in the OVC to be named OVC Defensive Player of the Year and Freshman of the Year. Lierz was also named First Team All-OVC and All-Newcomer Team. Aside from Lierz, the Redhawks had four others earn postseason honors following the 2014 campaign.

2015 was the Redhawks' third consecutive winning season, a feat that hadn't been done since SEMO had eight straight winning campaigns between 2000 and 2007. Southeast finished the 2015 season going 9-6-7 overall and 3-2-5 in league play. Southeast's seven draws were a program record. Following a pair of road losses to Austin Peay and Murray State, the Redhawks went on to finish the regular season undefeated, going 2-0-4 in the final six matches. Carrying the No. 6 seed into the OVC Tournament, the Redhawks drew No. 3 Jacksonville State in the opening round. The Redhawks played the Gamecocks to a 1-1 draw in a double overtime thriller and it was Southeast who advanced in the to the semifinals following penalty kicks. Southeast took on No. 2 Tennessee Tech and the OVC Defensive Player of the Year in the semis in Murray, Kentucky. The Redhawks took down the Golden Eagles 2-0 to advance to the Championship round for the first time since 2007. The season came to an end following a 1-0 loss to top-seeded Murray State in the Championship match. The Redhawks and Racers played to a scoreless draw in regulation but Murray scored the winning goal with 53 seconds left in the first overtime to capture the OVC title.

The 2016 season was highlighted by a season-opening victory over Southeastern Conference op-

ponent by way of a 1-0 shutout. The win sparked a 6-0-1 start to the campaign. The win over Tennessee was the third over an SEC foe in the history of Nelson's program and the first since 2004. The Redhawks finished with a 9-6-4 record.

The 2017 season finished with an 8-8-4 record and a run in the Ohio Valley Tournament. The Redhawks defeated Austin Peay 2-1 in the first round and tied Belmont in the Quarterfinals, only to advance on a shootout. SEMO then fell to the OVC Champions, Murray State, in the semifinals. The Redhawks notched a 4-3-3 record in OVC play.

In 2018, the Redhawks finished 5-8-5 on the season. SEMO made a historic trip out west as they faced Arizona State and Arizona in Tempe, Arizona at the beginning of the season. SEMO went 0-0-2 in the OVC Tournament, resulting in a shootout in both games. The Redhawks outlasted Belmont in the first round, but fell to Eastern Illinois in the quarterfinals.

Last season, SEMO secured the sixth OVC regular season champion title with 10-plus wins for the first time since 2014 as they finished 11-5-1 on the season. Coach Nelson was named OVC Coach of the Year for the fifth time and Hailey Block earned Freshman of the Year honors. SEMO ended up falling to SIUE in the semifinals of the OVC Tournament.

Developing Standout Student-Athletes

In her 21 seasons at Southeast, Nelson has coached four OVC Players of the Year, seven OVC Defensive Players of the Year and four OVC Freshman of the Year honorees. Additionally, Nelson has coached 96 players who have earned All-OVC accolades since 1999.

Nelson has coached 96 OVC Players of the Week, 35 OVC All-Tournament honorees, and two OVC Tournament





MVPs.

Nelson has coached many remarkable athletes over the last 21 years. Of these, two are currently in the SEMO Hall of Fame. Lindsay Pickering was inducted in 2007 as a dual athlete and Beth Guccione was inducted in 2019 as the first soccer-only athlete.

Pickering was a two-sport athlete at SEMO, excelling as a member of the women's soccer and softball teams. In soccer, Pickering was a two-time OVC Defensive Player of the Year, winning the coveted honor in 2005 and 2007. She earned First-Team All-OVC accolades each of those seasons and was a second-team pick in 2006. A three-year starting goalkeeper, Pickering rated as Southeast's career leader in shutouts (28), wins (34) and minutes played (5,233). Pickering was named Second-Team All-OVC in 2006 and landed a spot on the All-OVC Tournament Team in both 2004 and 2005. She is the first soccer player and 18th multiple sport athlete to be inducted into the Hall of Fame.

Guccione was the 2001 OVC Player of the Year and was a two-time First-Team All-OVC selection in her career. Guccione ranks among the school's top five career leaders in five categories and established three single-season records. She was SEMO's starting goalkeeper when the school first began its women's soccer program in 1999.

The Redhawks also earned regional recognition in 2012 as defender Hayley Abbott earned third-team all-region honors from the National Soccer Coaches Association of America (NSCAA). For the second time in three seasons, a Southeast player received NSCAA recognition as defender Nikki Edwards earned honorable mention all-region honors in 2010.

Nelson mentored Esmie Gonzales who earned All-Newcomer, Second-Team and three First-Team All-OVC honors between 2016 and 2019. Gonzales was named to the OVC All-Tournament team in both 2017 and 2019. She ranks among SEMO's top five career leaders in goals (t2nd, 28), points (t3rd, 68) and field minutes played (5th, 5612). The Fort Worth, Texas native holds the record for shots (223) and is tied for first in game-winning goals (12) and shots on goal (109).

Nelson's teams have also performed extremely well in the classroom, posting a 3.3 grade point average or higher in each of her 20 years leading the program.

For the 2013-14 academic year, the Redhawks posted a 3.72 cumulative grade point average as a team, ranking second nationally out of 323 NCAA Division I soccer programs. The Redhawks posted the third-highest Division I GPA the year prior.

Nelson's student-athletes have earned CoSIDA Academic All-District VII honors on seven occasions. She has also coached 58 OVC Medal of Honor recipients. The Redhawks have earned the National Soccer Coaches Association of America (NSCAA) Team Academic Award in seven-consecutive seasons.

Before Southeast

Prior to building the Redhawks soccer program, Nelson coached at Florida State from 1995-98, helping lay the foundation for the Seminoles in an extremely competitive Atlantic Coast Conference. Nelson's 1996 and 1997 teams finished with the ACC's second-best GPA.

Nelson coached the 1986 age group Missouri Olympic Development Program (ODP) team to the 2003 Midwest Region II Championship and represented Region II at the 2004 ODP National Championship.

A former member of Canada's national team pool, Nelson was a four-year starter at the University of Saskatchewan. After earning her Physical Education degree in 1992, Nelson went on to get her "B" license and coaching diploma at the National Coaching Institute at the University of Victoria in 1993. At the time, Nelson held the distinction of being one of only five Canadian female coaches qualified to coach at the national team level.

Nelson and her husband, Paul, Associate Head Coach at Southeast, have four children, Jordan, Taylor, Justi and Chase. Their daughter Taylor is a sophomore at Southeast and is a part of the SEMO soccer team, while oldest daughter Jordan is a SEMO Soccer alumna.





COACHES

HEATHER NELSON

The Heather Nelson File

Family

- Married to Paul Nelson, Associate Head Coach at SEMO
- Three daughters: Jordan, Taylor, Justi
- One son: Chase
- Family resides in Jackson, Mo.

Education

- Saskatchewan, 1992

Overall Record

- Career: 229-178-59 (.555) - 25 seasons
- at SEMO: 198-134-54 (.583) - 21 seasons
- at Florida State: 31-44-5 (.419) - 4 seasons

Coaching Honors

Ohio Valley Conference Coach of the Year

- 1999, 2001, 2007, 2011, 2019

Milestone Victories

Career

- 50; v. Arkansas State (09/20/01) - W, 1-0
- 100; v. Iowa (09/18/05) - W, 2-1
- 150; at Illinois State (08/29/11) - W, 3-2
- 200; at Milwaukee (08/28/16) - W, 1-0

At SEMO

- 50; at Louisville (10/03/03) - W, 3-1
- 100; v. UT Martin (11/09/07) - OVC Tournament - W, 1-0
- 150; v. Murray State (10/05/04) - W, 2-1



Heather Nelson's Year-by-Year Results

Year	School	Conf.	Overall	Pct.	Conf.	Pct.	Fin.	Postseason	Notes
1995	Florida State	ACC	4-14-1	.237	0-7-0	.000	8th	--	
1996	Florida State	ACC	12-7-1	.625	2-5-0	.286	8th	--	
1997	Florida State	ACC	8-12-0	.400	0-7-0	.000	8th	--	
1998	Florida State	ACC	7-11-3	.405	1-5-1	.214	7th	--	
1999	SEMO	OVC	4-8-1	.346	2-2-1	.500	3rd	OVC Semifinals	OVC Coach of the Year
2000	SEMO	OVC	10-6-1	.618	2-3-0	.400	T-3rd	OVC Quarterfinals	
2001	SEMO	OVC	16-2-0	.889	5-0-0	1.000	1st	OVC Championship	OVC Coach of the Year
2002	SEMO	OVC	14-4-2	.750	6-0-0	1.000	1st	OVC Championship	
2003	SEMO	OVC	10-5-5	.625	4-3-1	.563	5th	OVC Semifinals	
2004	SEMO	OVC	11-6-2	.632	3-3-2	.500	T-5th	OVC Quarterfinals	
2005	SEMO	OVC	13-6-1	.675	5-3-1	.611	T-3rd	OVC Semifinals	
2006	SEMO	OVC	10-8-2	.550	4-3-2	.556	4th	NCAA 1st Round	First OVC Tournament Title
2007	SEMO	OVC	12-2-4	.778	8-0-1	.944	1st	NCAA 1st Round	OVC Coach of the Year
2008	SEMO	OVC	2-9-3	.250	1-5-2	.250	9th	--	
2009	SEMO	OVC	8-7-3	.528	2-3-3	.438	7th	--	
2010	SEMO	OVC	8-9-1	.472	4-3-1	.563	2nd	OVC Semifinals	
2011	SEMO	OVC	12-6-1	.658	8-1-0	.889	1st	OVC Semifinals	OVC Coach of the Year
2012	SEMO	OVC	7-10-4	.429	5-3-2	.550	4th	OVC Semifinals	
2013	SEMO	OVC	8-7-3	.528	6-2-2	.591	3rd	OVC Quarterfinals	
2014	SEMO	OVC	11-6-0	.647	8-2-0	.800	T-1st	OVC Semifinals	
2015	SEMO	OVC	9-6-7	.568	3-2-5	.458	6th	OVC Championship	
2016	SEMO	OVC	9-6-4	.579	3-4-3	.450	7th	--	
2017	SEMO	OVC	8-8-4	.500	4-3-3	.550	5th	OVC Semifinals	
2018	SEMO	OVC	5-8-5	.417	3-4-3	.450	7th	OVC Quarterfinals	
2019	SEMO	OVC	11-5-1	.676	8-1-1	.850	1st	OVC Tournament Semifinals	OVC Coach of the Year
Career Record			229-178-59	.555	105-74-34	.573			
Record at SEMO			198-134-54	.583	94-59-33	.624			
Record at FSU			31-44-5	.419	3-24-1	.125			





The Paul Nelson File **Hometown**

- Burnaby, British Columbia, Canada

NCAA Women's Soccer Coaching Experience

- 1995-98: Florida State; Assistant Coach
- 1999-06: Southeast Missouri; Assistant Coach
- 2006-Pres: Southeast Missouri; Associate Head Coach

Family

- Married to Heather Nelson, Head Coach at SEMO
- Three daughters: Jordan, Taylor, Justi
- One son: Chase
- Family resides in Jackson, Mo.



Paul Nelson enters his 21st season with the Southeast Missouri women's soccer program and his 13th year as the team's associate head coach. Paul and his wife Heather, head coach of the Southeast women's soccer team, has built the Redhawk women's soccer program from the ground up since its inception in 1999.

Nelson has drawn on his extensive playing and coaching experience from every level – juniors to professional – providing plenty of valuable guidance along the way.

Together with his wife, the Nelsons have built a program on the foundation of quality student-athletes. In 20 seasons, the Redhawks have compiled a .583 winning percentage going 198-134-54. Southeast's Ohio Valley Conference record is an even more impressive 94-59-33 (.624).

He helped lead the Redhawks to Ohio Valley Conference regular season championships in 2001, 2002, 2007, 2011, 2014 and 2019. Southeast also registered back-to-back OVC Tournament titles and NCAA Women's Soccer Cup appearances in 2006 and 2007.

Prior to Southeast, Nelson spent four seasons as an assistant coach at Florida State and two years at the Canadian western-based National Training Center. In addition, he was an assistant coach for Canada's Olympic team in 1994.

Nelson first entered the professional ranks in 1977 and enjoyed 13 competitive seasons at that level. He played in the once-heralded North American Soccer League (NASL) during both the indoor and outdoor seasons and competed in the Irish Premier Division. Nelson signed with the NASL's Vancouver Whitecaps at the age of 18, where he had the opportunity to play with and against some of the best players in the world, including Pele, Beckenbauer and Cryuff.

In 2011, Nelson, his teammates and staff from the Whitecaps were inducted into the Soccer Hall of Fame and Museum as the 1979 Whitecaps earned the 2011 Team of Distinction Award. The Whitecaps went 20-10 that season and claimed the NASL's Soccer Bowl with a 2-1 win over the Tampa Bay Rowdies in front of 66,843 fans at Giants Stadium in East Rutherford, New Jersey.

As a staff coach for British Columbia Soccer, Nelson boasted one of the best amateur soccer coaching records in Canada. His coaching successes include gold medals from the 1991 Western Canadian Championships and the 1993 Canada Matches.

In 1999, Nelson served as coach of the American Soccer League's Vancouver 86ers reserve team.

He and his wife, Heather, have four children, Jordan, Taylor, Justi and Chase.





COACHES

KINDRA LIERZ



The Kindra Lierz File **Hometown**

- Springfield, Mo.

Kindra Lierz joined the Southeast Missouri Women's Soccer coaching staff in the Spring of 2019 after playing four years for the Redhawks as the goalkeeper.

She is responsible for the goalkeepers, team academics, and other miscellaneous tasks.

Lierz has coached goalkeeper Bailey Redden who earned OVC Goalkeeper of the week twice in her career. Redden has recorded 10-plus saves in five games and posted eight shutouts.

She was a four-year starter for the Redhawks, starting 72 games in the net. Lierz holds the Southeast Missouri career record for goalkeeper minutes played with 6,860 minutes in goal.

The Springfield, Missouri native, also holds the career record for the Redhawks with 296 saves. Lierz is ranked second in the career records in wins (33) and solo shutouts (27). She is also ranked in the career

records in goals against average (3rd, 0.78), matches started (4th, 68), and in save percentage (5th, .815).

In 2014, Lierz made her NCAA debut with back-to-back shutouts to start her freshman season. She did not allow a goal in over 228 minutes of play. Lierz led the OVC with eight shutouts and is currently ranked fourth in Southeast's single-season record books.

She allowed 12 goals after facing 182 shots, recording a 27th nationally ranked save percentage (.850), also ranking fourth in the single-season record books. Lierz ranked 32nd in goals against average (0.70), also leaving her holding the fourth in the record books. Both her save percentage and goals against average led the OVC.

In 2015, Lierz shattered the SEMO single-season record with 1940 minutes in goal. This led the OVC and ranked 35th in the nation. She led the OVC in eight shutouts, ranking fourth in the Southeast record books.

As a sophomore, Lierz recorded 86 saves and .819 save percentage, ranking third in the conference. She had a career-high 16 saves at UT Martin on October 29.

In 2016, Lierz finished with 1823 minutes in the net, ranking fourth in SEMO single-season records. She allowed just 18 goals for a 0.89 goals against average. Lierz had 71 saves for a .789 save percentage.

As a junior, Lierz had seven solo shutouts and officially broke the all-time goal keeper minutes played record in the season finale (5,298 minutes).

In her final season, Lierz played 1561 minutes, allowing just 18 goals and made 71 saves. She recorded two solo shutouts and had a .789 save percentage.

Lierz earned OVC Defender of the Year and OVC Freshman of the Year titles at the conclusion of the 2014 season, becoming the first in Ohio Valley Conference history to tab both titles in the same season. She was also named First-Team All-OVC and OVC All-Newcomer Team after her freshman year.

In her four years as a Redhawk, Lierz earned seven OVC Weekly honors, recording three as a freshman. In 2015, she earned OVC All-Tournament Team honors after recording 15 saves, a shutout and allowed just two goals in the OVC Tournament.

Lierz graduated in December of 2018 with a degree in Sports Management and is currently pursuing a degree in Higher Education Administration at Southeast.

Prior to becoming a Redhawk, Kindra was a four-time All-State selection and four-time Southwest Region Goalkeeper of the Year after recording 48 shutouts and 0.62 goals against average as a four-year starter at Glendale HS. She competed for St. Louis Scott Gallagher.

Lierz still plays for Fire & Ice out of St. Louis and trains at the Sportsplex in Cape Girardeau. She was a 2017 WPSL Champion and reached the WPSL Final Four in 2018.





The Esmie Gonzales File
Hometown

- Fort Worth, Texas



Esmie Gonzales joins the SEMO Women's Soccer staff as a volunteer coach for the 2020-21 season.

Gonzales spent four years at Southeast Missouri and set multiple records in a Redhawks uniform. She was a three-time All-OVC First Team selection during her four years and also garnered All-OVC Second Team and All-Newcomer Team.

Gonzales finished her career with the Redhawks with 28 goals and 12 assists. She tied the program record in game winning goals (12), and single-handedly holds the record for shots attempted (223) and shots on goal (109).

In her final season with the Redhawks, Gonzales helped lead the Redhawks to the first OVC title since 2014. She had four goals and four assists with 37 shots and a pair of game winning goals.

As a junior, Gonzales started in all 18 games and led the team with 10 goals and 20 points. She recorded a career-high 10 shots at SIUE on October 14.

In 2017, Gonzales led the team with eight goals and 72 shots. She averaged 3.6 shots per game after starting in 20 matches.

As a freshman, Gonzales earned Second-Team All-OVC and All-Newcomer Team after scoring six goals and five assists. She played in all 15 matches, starting in 14 as a rookie.

Prior to SEMO, Gonzales competed four years at South Hills High School. She finished her career with 316 goals, naming her as the nation's top goal scorer for both girl's and boy's soccer. Gonzales topped the previous national record of 286.

Gonzales captured the national and Texas single-season goals record with 109 as a senior. She averaged 3.1 goals and had a total of 66 assists.

Gonzales was named district MVP, First-Team All-District and Super Team each of her four high school seasons.



**DO
YOU
HAVE
THE
WILL
TO**

**make a
medical
discovery?**



**SOUTHEAST MISSOURI
STATE UNIVERSITY · 1873**

2020-21



S-A ROFILES





Bailey Redden

Goalkeeper**Junior • 5'11****Belleville, Ill.****Belleville West HS****2019- Sophomore**

Started in goal in 16 games ... Had a season-high five saves against Arkansas (9/1) and at Murray State (9/29) ... Recorded 10-plus saves in five games ... Posted four shutouts on the season ... Made a career-high 90 saves ... Ranked fourth in the OVC in total saves (90) and in Save Percentage (.795) ... Ranked third in the OVC and 38th in the Nation in Saves Per Game (5.56) ... Named OVC Goalkeeper of the Week on October 8.

2018- Freshman

Appeared in 15 games in the net ... Made 69 saves with an .831 save percentage ... Ranked third in career records for save percentage (.831) ... Allowed just 14 goals all season ... Had four shutouts on the season ... Played 1226 minutes, totaling 110 minutes in four games ... Allowed only three kicks in the shootout against Belmont to advance to the Quarterfinals of the OVC Tournament ... Stopped two kicks in the shootout at the OVC Tournament against Eastern Illinois ... Earned OVC Goalkeeper of the Week on Oct. 16 ... Named to the OVC All-Newcomer

Team.

Prep/Club

Four-year starting goalkeeper who logged 25 shutouts, 238 saves and a .90 goals against average in her high school career ... Recorded 10 of her shutouts to go along with 75 saves during her junior year ... Was named Illinois High School Athletic Association All-State, First-Team All-Conference and First-Team All-Area that season ... Played on the Gateway Rush Club team for Lindsay Kennedy-Eversmeyer, who is the head coach and owner of the current WPSL National Championship team, Fire and Ice.

Personal

Born October 1, 1999 ... Daughter of Mark Redden and Krysta Hahn ... Has two brothers, Connor and Devin ... Has one sister, Delaney ... Studies Mass Communication: Public Relations at SEMO.

**Single-Game Highs**

Saves..... 11;
.....2x; last at Murray State (09/29/19)
Minutes..... 110:00
.....5x; last at UT Martin (10/20/19)

Honors & Awards

2019 OVC Champion
2018 OVC All-Newcomer Team
OVC Goalkeeper of the Week
- 10/16/18
- 10/8/19

Redden's Career Totals

Year	G	Min.	GA	GA Avg.	Saves	Save %	W	L	T	Sho.
2018	15	1291	14	0.98	69	.831	3	3	5	4/2
2019	16	1472	23	1.41	90	.796	10	0	1	3/0
Total	31	2763	37	1.07	159	.811	13	3	6	7/2





1

Kayla Byrd

Goalkeeper

Redshirt Junior • 5'6

Normal, Ill.

Normal Community HS

2019- Redshirt Sophomore

Sidelined due to injury.

2018- Redshirt Freshman

Appeared in one game ... Played one half against Illinois-Springfield (8/24), combining with Bailey Redden to record a shutout ... Made one save against Illinois-Springfield (8/24) ... Recorded the win against Illinois-Springfield (8/24).

2017 - Freshman

Redshirted.

Prep/Club

Started and lettered all four years at Normal Community High School ... Combined for 22 shutouts during her sophomore and junior campaigns, registering a 0.53 goals against average while picking up a 31-7-4 record ... Played forward as a freshman and was the leading varsity scorer ... Was a three-time All-Big 12

Conference selection and earned first team all-sectional honors as a junior ... In the classroom, Byrd was an honor roll student, a conference scholar-athlete, and recipient of an IHSA Scholastic Achievement Award ... Played club for St. Louis Scott Gallagher under Shawn Hewitt and Jamie Swanner and for Illinois Fusion under Don Ideran ... She also played for the Illinois ODP State Select team for two years.

Personal

Born Oct. 21, 1998 ... Daughter of Kevin and Rebecca Byrd ... Majoring in Accounting at SEMO.

Single-Game Highs

Saves.....1
.....vs Illinois-Springfield (08/24/18)
Minutes.....45:00
.....vs Illinois-Springfield (08/24/18)

Honors & Awards

2019 OVC Champion

Byrd's Career Totals

Year	G	Min.	GA	GA Avg.	Saves	Save %	W	L	T	Sho.
2018	1	45	0	0.00	1	1.000	1	0	0	0/1
2019					DNP					
Total	1	45	0	0.00	1	1.000	1	0	0	0/1

FOLLOW THE REDHAWKS AT GOSOUTHEAST.COM





3 Lauren Welker

Forward/Defender
Junior • 5'3
Jackson, Mo.
Jackson HS

**2019- Sophomore**

Played in 16 games, starting in 15 ... Recorded 16 shots with seven on goal ... Had a season-high three shots against Belmont (9/20) and SIUE (11/8) ... Posted three shots and two shots on goal against SIUE (11/8) in the OVC Tournament ... Recorded a season-high 90 minutes at Murray State (9/29) and against SIUE (11/8).

2018- Freshman

Appeared in 11 games, starting in four ... Made three shots on the season ... Had two shots on goal, one at Arizona State (9/2) and one against Oral Roberts (9/9) ... Played 553 minutes, with a season-high 84 minutes against Murray State (9/13) ... Averaged 50 minutes per game as a freshman.

Prep/Club

Four-year starter at Jackson High School ... Scored 32 goals and tallied three assists en route to All-District,

All-Conference, All-State and All-Region accolades as a senior ... Was also named the Class 4 Co-Player of the Year ... Posted 18 goals and 16 assists as a sophomore and 14 goals and 15 assists as a freshman ... Was a First-Team All-State selection and won the Class 4 Co-Player of the Year award as a freshman ... Has been competing in the ECNL Champions League for SLSC Missouri on the national stage since she was 15 years old ... Tied for a team-high seven goals in 2015 ... Was also a member of the United States Youth Soccer Association Region II Team, placing her among the top 100 youth players in the country.

Personal

Born April 18 2000 ... Daughter of Steve and Sherri Welker ... Has three sisters, Logan, Lacie and Lindy ... Studies Early Childhood Education at SEMO.

Single-Game Highs

Goals.....	-
Assists.....	-
Points.....	-
Shots.....	3;
.....2x; last v. SIUE (11/08/19)	
SOG.....	2;
.....3x; last vs SIUE (11/08/19)	

Honors & Awards

2019 OVC Champion

Welker's Career Totals

Year	G	Min.	Goals	Assists	Points	Shots	Shot%	SOG	SOG%	GW	PK-Att.
2018	11	553	0	0	0	3	.000	2	.667	0	0-0
2019	16	915	0	0	0	16	.000	7	.438	0	0-0
Total	27	1468	0	0	0	19	.000	9	.474	0	0-0





4 Hannah Compernelle

Midfielder
Senior • 5'8
Mount Pleasant, Wis.
The Prairie School

2019- Junior

Appeared in 15 games, starting in 11 ... Played in 742 minutes, with a season-high 72 minutes at Austin Peay (9/27) ... Took six shots with a season-high two shots twice ... Had two shots with one on goal against Eastern Illinois (9/21) ... Registered a shot against SIUE in the OVC Tournament.

2018- Sophomore

Appeared in 18 games, recording 11 starts ... Noted 10 shots on the season and three shots on goal ... Had one assist against Oral Roberts (9/9) ... Recorded three shots against Illinois-Springfield (8/24) ... Had two shots on goal against Belmont (10/26) at the OVC Tournament ... Played 911 minutes, with a season-high 87 minutes against Belmont (10/26).

2017 - Freshman

Appeared in 20 games with 14 starts ... Played 1,277 minutes ... Had a season-high 110 minutes at Morehead State ... Registered a goal against SIU Edwardsville (10/15) ... Finished the season with seven shots with three on net.

Prep/Club

Played for her high school team three seasons, during her freshman, junior, and senior years ... Scored 28 goals and had 13 assists as a senior ... Selected all-state honorable men-

tion and all-county first team ... Was named Metro Classic Conference Player of the Year as a junior and senior ... Combined for 53 goals and 15 assists as a freshman and junior ... As a junior, she netted 34 goals while assisting on 11 for 79 total points ... First team all-conference, first team all-county, second team Milwaukee Journal Sentinel all-area, and all-state honorable mention accolades as a junior ... Scored 19 goals with four assists as a freshman en route to second team all-conference and second team all-county awards ... Lead her team to a conference and state championship in 2016 and 2017 ... The team finished second in the league her freshman year ... Was an honor roll student in the classroom while also competing in track & field ... Was a finalist in the 2015 Division III 400m state competition ... Played club for FC Wisconsin Eclipse from 2013-16 for Christian Lavers and then for SC Waukesha for Pat White ... Was also a member of the Wisconsin ODP team, Region II ODP team, and was an ODP National Camp invitee ... Competed at the ECNL North American Cup finals and Italy International Cup Championships.

Personal

Born Jan. 12, 1999 ... Daughter of Jerry Compernelle and Genesia Livingston ... Majoring in Psychology.

Single-Game Highs

Goals.....	1;
.....vs SIUE (10/15/17)	
Assists.....	1;
.....vs Oral Roberts (09/09/18)	
Points.....	2;
.....vs SIUE (10/15/17)	
Shots.....	3;
.....3x; last vs Belmont (10/26/18)	
SOG.....	2;
.....vs Belmont (10/26/18)	

Honors & Awards

2019 OVC Champion

Compernelle's Career Totals

Year	G	Min.	Goals	Assists	Points	Shots	Shot%	SOG	SOG%	GW	PK-Att.
2017	20	1277	1	0	2	7	.143	3	.429	0	0-0
2018	18	911	0	1	1	15	.000	3	.300	0	0-0
2019	15	742	0	0	0	6	.000	1	.167	0	0-0
Total	53	2930	1	1	3	28	.143	7	.250	0	0-0





5 Emily Holten

Forward
Senior • 5'5
Collinsville, Ill.
Ole Miss

**2019- Junior**

Played in all 17 games, starting in each non-conference contest ... Played 821 minutes, notching 80-minute games twice ... Had 11 shots and five shots on goal ... Recorded an assist against SIU Edwardsville (10/3) ... Had two shots at Ole Miss (8/29), Arkansas State (9/15), Austin Peay (9/27), and Morehead State (10/13).

2018- Sophomore

Appeared in 18 games, starting in 12 games ... Had five assists on the season ... Recorded 12 shots, three on goal ... Had a season-high two shots on three occasions ... Had shots on goal against Illinois-Springfield (8/24), at Arizona State (9/2) and at Tennessee Tech (10/5) ... Played 1090 minutes, averaging just over 60 minutes per game.

2017 - Freshman - Ole Miss

Appeared in three games, all 8-0 victories for the SEC team ... Scored one goal and posted a .500 shooting percentage with two total shots ... Played 38 minutes at Ole Miss ... Scored her first goal in her collegiate debut against Alabama State (8/18).

Prep/Club

Two-time all-state performer at Collinsville High School ... Scored 21 goals and 11 assists en route to Illinois All-State accolades as a senior ... Was an All-Midwest and St. Louis First-Team honoree ... Named Belleville News-Democrat Player of the Year and All-Conference as well as Academic All-Southwest Conference ... Scored 24 goals and 16 assists to claim the St. Louis Belleville News-Democrat Metro East Player of the Year honors her junior year ... Scored 14 goals and notched 13 assists as a sophomore ... Netted 12 goals and eight assists as a freshman, earning all-conference accolades her first two seasons at Collinsville HS.

Personal

Born January 13, 1999 ... Daughter of Brett and Sherry Holten ... Has one brother, Jake and a sister, Alex ... Her brother, Jake, plays football at SEMO ... Studying General Management for her Master's in Business Administration ... Majored in Marketing Management at SEMO.

Single-Game Highs

Goals.....-
 Assists.....1;
5; last vs SIUE (10/03/19)
 Points.....1;
5x; last vs SIUE (10/03/19)
 Shots.....2;
7x; last at Morehead St. (10/13/19)
 SOG.....2;
3x; last at Tennessee Tech (10/05/18)

Honors & Awards

2019 OVC Champion

Holten's Career Totals

Year	G	Min.	Goals	Assists	Points	Shots	Shot%	SOG	SOG%	GW	PK-Att.
2018	18	1090	0	5	5	12	.000	3	.250	0	0-0
2019	17	821	0	1	1	11	.000	5	.455	0	0-0
Total	35	1911	0	6	6	23	.000	8	.348	0	0-0





9 Abby Tremain

Midfielder
Junior • 5'3
Bridgeton, Mo.
Incarnate Word Academy

2019- Sophomore

Appeared in 16 games, playing 648 minutes ... Recorded three shots and one on goal ... Had a shot on goal against SIUE (10/3) ... Recorded shots against Murray State (9/29), SIUE (10/3), and UT Martin (10/20) ... Made nine starts as a sophomore.

2018- Freshman

Appeared in eight games as a freshman ... Recorded four shots on the season, with one shot on goal ... Had a season-high two shots against Illinois-Springfield (8/24) ... Tallied a season-high one shot on goal against Illinois-Springfield (8/24) ... Played 168 minutes, with a season-high 52 minutes against Evansville (8/16).

Prep/Club

Attended Incarnate Word Academy, a

perennial high school powerhouse in Missouri ... Incarnate Word is coached by former SEMO assistant coach, SEMO Hall of Famer and record-setting Ohio Valley Conference standout Beth (Guccione) Sims ... Started three years as a midfielder, earning Second-Team All-Conference and All-State laurels as a junior ... Benefited greatly from her club exposure with Sporting St. Louis under the mentorship of longtime soccer coach Roger Uphoff ... Uphoff has also coached former SEMO players and OVC Champions Torey Byrd and Ashton Aubuchon.

Personal

Born April 6, 2000 ... Daughter of Dawn and John Tremain ... Has two brothers, Ben and Brendan ... Has one sister, Allison ... Studies Nursing at Southeast.

Single-Game Highs

Goals.....-
 Assists.....-
 Points.....-
 Shots.....2;
vs Illinois-Springfield (08/24/18)
 SOG1;
2x; last vs SIUE (10/03/19)

Honors & Awards

2019 OVC Champion

Tremain's Career Totals

Year	G	Min.	Goals	Assists	Points	Shots	Shot%	SOG	SOG%	GW	PK-Att.
2018	8	168	0	0	0	4	.000	1	.250	0	0-0
2019	16	648	0	0	0	3	.000	1	.333	0	0-0
Total	24	816	0	0	0	7	.000	2	.286	0	0-0





13 Kennedy Jones

Forward
Sophomore • 5'4
Columbia, Ill.
Columbia HS

2019- Freshman

Appeared in 13 games ... Played a career-high 46 minutes against Southern Illinois (10/5) ... Had two goals for four points in her rookie season ... Scored a goal against Southern Illinois (10/5) and at Morehead State (10/13) ... Had a season-high four shots and two SOG against Southern Illinois (10/5) ... Finished with 11 shots and seven shots on goal for a .636 SOG percentage.

Prep/Club

Played four years at Columbia HS ... Was First-Team All-State both her junior and senior years ... Named Top-5 player in the state both her junior and senior years ... Was an Athlete of the Month in her sophomore and junior seasons ... Named Second-team All-State her freshman year ... Won State ... Played for Rick Kuehn and Tim Stewart at JB

Marine.

Personal

Born February 6, 2001 to Eric Jones & Gayle Smith ... Studying Interior Design at SEMO.

**Single-Game Highs**

Goals.....1;
.....2x; last at Morehead St. (10/13/19)
Assists.....-
Points.....2;
.....2x; last at Morehead St. (10/13/19)
Shots.....4;
.....vs Southern Illinois (10/05/19)
SOG.....2;
.....2x; last at Morehead St. (10/13/19)

Honors & Awards

2019 OVC Champion

Jones' Career Totals

Year	G	Min.	Goals	Assists	Points	Shots	Shot%	SOG	SOG%	GW	PK-Att.
2019	13	308	2	0	4	11	.182	7	.636	0	0-0
Total	13	308	2	0	4	11	.182	7	.636	0	0-0





14 Lexie Hacker

Defender

Redshirt Senior • 5'7
St. Peters, Mo.
Fort Zumwalt South HS

2019- Redshirt-Junior

Played in all 17 games, starting in 11 contests ... Played 1,446 minutes, with a season-high 107 minutes on the pitch against SIUE (10/03) ... Played in 12, 90-plus minute contests ... Helped the Redhawks to three defensive shutouts.

2018- Junior

Appeared in one game before injury.

2017 - Sophomore

Redshirted.

2016 - Freshman

Started in all 19 matches on the back line as a true freshman ... Played 1,656 total minutes ... Helped record seven shutouts ... Lone point came on an assist against Illinois Springfield (8/21) ... Played 90 or more minutes in 16 of the 19 matches ... Was named the first OVC Defensive Player of the Week of the season on Aug. 23 following the shutout of Tennessee (8/19) and after recording an assist against UIS.

Prep/Club

Started and lettered all four years at Fort Zumwalt South High School ... Earned first team all-conference and all-region accolades as a junior as well as all-conference honors as a freshman and a sophomore ... Helped guide her team to three conference championships and district championships in 2013 and 2015 ... An accomplished student, Hacker was a four-time honor roll member, earned all-conference academic honors each year of her career, was the President of the National Honor Society, and ranked in the top six percent of her class ... Also competed in golf and basketball in high school ... Played for Scott McDoniel of St. Louis Scott Gallagher soccer club.

Personal

Born Sept. 6, 1997 ... Daughter of Matt and Kim Hacker ... Studying Healthcare Management at the graduate level ... Majored in Biology: Biomedical Sciences and Biology: Pre-Physician's Assistant at SEMO.

Single-Game Highs

Goals.....	-
Assists.....	1
.....vs Illinois-Springfield (08/21/16)	
Points.....	1
.....vs Illinois-Springfield (08/21/16)	
Shots	-
SOG	-

Honors & Awards

2019 OVC Champion
SAAC President

Hacker's Career Totals

Year	G	Min.	Goals	Assists	Points	Shots	Shot%	SOG	SOG%	GW	PK-Att.
2016	19	1656	0	1	1	0	.000	0	.000	0	0-0
2017					DNP						
2018					DNP						
2019	17	1446	0	0	0	0	.000	0	.000	0	0-0
Total	36	3102	0	1	1	0	.000	0	.000	0	0-0





16 Megan Heisserer

Forward
Sophomore • 5'4
Scott City, Mo.
Notre Dame HS

2019- Freshman

Played in all 17 games, starting in eight ... Tallied four goals, two assists and 10 points ... Posted 30 shots with 17 on goal ... Recorded two game-winning goals ... Had a season-high five shots at Evansville (9/6) and at UT Martin (10/20) ... Played a career-high 63 minutes at UT Martin (10/20) ... Had one shot on goal, and registered the game-winning goal over Tennessee Tech in the regular season finale to clinch the OVC Regular Season Championship.

Prep/Club

Played at Notre Dame for Ryan Schweain all four years ... Finished her career with 156 goals and 66 assists ... As a senior, had 54 goals and 29 assists ... Named Class 2 Missouri State Player of the Year, All-Region Player of the Year and to the All-Central Region Team ... As a junior, had 37 goals and 12 assists ... Named Class 2 Co-Offensive Player

of the Year and All-Region Player of the Year ... As a sophomore, had 32 goals and 15 assists ... Named Class 2 Missouri State Player of the Year and All-Region Player of the Year ... As a freshman, had 33 goals and 10 assists ... Named All-State First Team and All-Region Player of the Year ... Was Class 2 State Champions in 2017 & 2019, finishing second in 2018 ... Was a four-time SEMO Ball Women's Soccer Finalist ... Played for Southeast Missouri Soccer Club.

Personal

Born on September 14, 2000 to Derick and Cheryl Heisserer ... Has two brothers, Cody and Logan, who both played baseball at Mineral Area College ... Majoring in Business Administration at SEMO.

**Single-Game Highs**

Goals.....1;
.....4x; last vs Tennessee Tech (10/27/19)
Assists.....1;
.....2x; at Morehead St. (10/13/19)
Points.....3;
.....vs Southern Miss (08/25/19)
Shots.....5;
.....2x; last at UT Martin (10/20/19)
SOG.....3;
.....3x; last vs Eastern Illinois (09/21/19)

Honors & Awards

2019 OVC Champion

Heisserer's Career Totals

Year	G	Min.	Goals	Assists	Points	Shots	Shot%	SOG	SOG%	GW	PK-Att.
2019	17	718	8	4	2	30	.133	17	.567	2	0-0
Total	17	718	8	4	2	30	.133	17	.567	2	0-0





17 Mariah Johnson

Forward/Defender
Sophomore • 5'7
St. Charles, Mo.
Francis Howell Central HS

2019- Freshman

Appeared in 12 games, totaling 372 minutes of play ... Played a season-high 90 minutes in her lone start at Arkansas State (9/15) ... Recorded two shots and two shots on goal in 2019... Had a shot against Austin Peay (9/27) and UT Martin (10/20) ... Noted one shot on goal against Austin Peay (10/27).

Prep/Club

Played for Eddie Mullholland at Francis Howell Central HS for four years ... As a senior, was named First-Team All-Conference, Defensive Player of the Year, First-Team All-State, Third-Team All-Metro and Class 4 Defensive Player of the Year ... As a junior, was named First-Team All-Conference and Defensive Player of the Year ... As a sophomore, named Second-Team All-Conference and earned the Sportsmanship

Award ... Made All-Academic team all four years ... Was a District Champion in 2016, 2017 and 2019 ... Made the Final Four in 2019 ... Played at J.B. Marine for Rick Kuehn.

Personal

Born May 8, 2001 to Andrea Mannino ... Studying Nursing at SEMO.

Single-Game Highs

Goals.....-
 Assists.....-
 Points.....-
 Shots.....1;
2x; last at UT Martin (10/20/19)
 SOG.....1;
2x; last vs UT Martin (10/20/19)

Honors & Awards

2019 OVC Champion

Johnson's Career Totals

Year	G	Min.	Goals	Assists	Points	Shots	Shot%	SOG	SOG%	GW	PK-Att.
2019	12	372	0	0	0	2	.000	2	1.000	0	0-0
Total	12	372	0	0	0	2	.000	2	1.000	0	0-0





18 Morgan McCourt

Forward/Defender
Redshirt Sophomore • 5'11
Burlington, Wis.
Burlington HS



2019- Redshirt-Sophomore

Appeared in three games before being sidelined due to injury ... Had one goal against Southern Mississippi (8/25) ... Notched a season-high two shots and one SOG against Southern Miss (8/25) ... Made a penalty kick against Southern Miss (8/25).

2018- Freshman

Appeared in 18 games, starting 13 as a freshman ... Had four goals on the season ... Posted a season-high two goals against Illinois-Springfield (8/24) ... Recorded 21 shots on the season and 11 shots on goal ... Had a season-high four shots at Belmont (10/18) ... Registered a season-best three shots on goal at Belmont (10/18) ... Played 1,149 minutes this season, with a season-high 107 minutes against Belmont (10/26) ... Named to the OVC All-Newcomer Team.

Prep/Club

Scored 58 goals and 29 assists in her first three prep seasons at Burlington High School ... Claimed Southern Lakes Conference Player of the Year, First-Team All-Conference and First-Team All-State accolades as a junior ... Started all 51

games of her career and holds the school record for most goals in a game with six ... Helped lead Burlington to its first-ever Sectional Final (2017) and first-ever Regional Championship (2016) in school history ... Enjoyed success with SC Waukesha Blue, one of Wisconsin's top USYS performing teams ... Waukesha Blue is a perennial powerhouse winning the Wisconsin State Championship in 2016, 2017 and 2018 ... Currently, Waukesha is ranked No. 1 in Wisconsin for Gold Level teams ... Played for Pat White, Waukesha's coach, who was a two-time collegiate All-American who went on to capture four championship titles with the Milwaukee Wave during a 10-year professional career.

Personal

Born November 20, 2000 ... Daughter of Dan and Jackie McCourt ... Father, Dan McCourt, played football at the University of Wisconsin ... Sister, Sydney, played soccer at Cleveland State ... Studies Economics: Financial Economics at SEMO.

Single-Game Highs

Goals.....2;
vs Illinois-Springfield (08/24/18)
 Assists.....-
 Points.....4;
vs Illinois-Springfield (08/24/18)
 Shots.....4;
at Belmont (10/18/18)
 SOG.....3;
at Belmont (10/18/18)

Honors & Awards

2019 OVC Champion
 2018 OVC All-Newcomer Team

McCourt's Career Totals

Year	G	Min.	Goals	Assists	Points	Shots	Shot%	SOG	SOG%	GW	PK-Att.
2018	18	1149	4	0	8	21	.190	11	.524	0	0-0
2019	3	98	1	0	2	2	.500	1	.500	0	1-1
Total	21	1247	5	0	10	23	.217	12	.522	0	1-1





20 Kate Daus

Midfielder
Junior • 5'2
Lindbergh, Mo.
Lindbergh HS

2019- Sophomore

Played in all 17 matches totaling 876 minutes on the pitch ... Started seven matches, including the OVC Tournament match against SIU Edwardsville (11/8) ... Took five shots on the season, with one on goal ... Posted shot on goal against SIU Edwardsville in the OVC Tournament Semifinal (11/08).

2018- Freshman

Appeared in 16 games ... Recorded eight shots and three shots on goal on the season ... Had a season-high four shots against Illinois-Springfield (8/24) ... Recorded a season-best two shots on goal against Illinois-Springfield (8/24) ... Played 521 minutes, with a season-high 69 minutes against Oral Roberts (9/9).

Prep/Club

Started four years at Lindbergh High School in St. Louis ... Was a three-time all-conference selection ... Scored 17 goals ... Played for Saint Louis Scott Gallagher in the Elite Clubs National

League with fellow SEMO teammate Lauren Welker ... The club experience has exposed both Daus and Welker to the highest non-collegiate level of soccer for amateur players in the country ... The team is recognized as one of the top performing SLSG MO teams in club history ... With a 13-0-3 Champions League record and No. 7 ranking by TopDrawerSoccer.com, Daus and Welker have thrived in SLSG's forward focused attacking style of play.

Personal

Born May 10, 2000 ... Daughter of Mark and Mindy Daus ... Has one brother, Luke ... Majoring in Communication Studies with a minor in Philosophy and Family Studies at Southeast.

Single-Game Highs

Goals.....	-
Assists.....	-
Points.....	-
Shots	4;
.....vs Illinois-Springfield (08/24/18)	
SOG	2;
.....vs Illinois-Springfield (08/24/18)	

Honors & Awards

2019 OVC Champion

Daus' Career Totals

Year	G	Min.	Goals	Assists	Points	Shots	Shot%	SOG	SOG%	GW	PK-Att.
2018	16	521	0	0	0	8	.000	3	.375	0	0-0
2019	17	876	0	0	0	5	.000	1	.200	0	0-0
Total	33	1397	0	0	0	13	.000	4	.308	0	0-0





22 Lexie Grote

Forward/Midfielder
Senior • 5'4
Granite City, Ill.
Granite City HS

**2019- Junior**

Played all 17 games, with five starts ... Scored one goal against Tennessee Tech (10/27) ... Finished with 14 shots and eight shots on goal ... Had a season-high four shots against Jacksonville State (10/25) ... Posted a season-high two shots on goal twice ... Spent 846 minutes on the pitch with a season-high 80 minutes against Jacksonville State (10/25).

2018- Sophomore

Appeared in 16 games with 15 starts ... Finished the season with two shots and two shots on goal ... Recorded a shot on goal against Eastern Kentucky (9/27) and at Tennessee Tech (10/5) ... Appeared in the shootout against Belmont in the OVC Tournament ... Attempted a shootout kick against Eastern Illinois in the OVC Tournament ... Played 1,308 minutes, totaling 110 minutes in four different games.

2017- Freshman

Played in all 20 games with seven starts ... Had two goals, one against Green Bay (8/27) and one versus Tennessee Tech (9/15) ... Played a total of 999 minutes with a season-high 101 at EKV (9/24) ... Had three assists on the year, all coming in OVC play ... Had a total of 14 shots, eight on goal ... Named to the All-OVC All-Newcomer Team.

Prep/Club

Was a four-year starter and letterwinner at Granite City High School ... Scored 16 goals as a senior en route to all-state honors ... In first three seasons, she scored 24 goals and assisted on 20 ... Named team captain as a junior, a role she will held as a senior as well ... Netted 10 goals and recorded 11 assists as a junior en route to all-state and all-conference honors ... She was also academic all-conference and named most valuable offensive player ... Had eight goals and six assists as a sophomore to earn second team all-conference honors ... In her rookie campaign, she scored six goals while assisting on three for third team all-conference and offensive MVP accolades ... Named to the Belleville News Democrat All-Area First Team ... Helped lead Granite City to regional championships in 2015 and 2016 ... In the classroom, she was a member of the National Honor Society and an honor roll student while also serving on student council ... Also, competed in volleyball as well as track & field ... Played club for St. Louis Scott Gallagher ECNL Illinois under head coach Shawn Hewitt.

Personal

Born Sept. 10, 1998 ... Daughter of Barry and Tracie Grote ... Majoring in Exceptional Childhood Development with a minor in Autism.

Single-Game Highs

Goals.....1;
3x; last vs Tennessee Tech (10/27/19)
 Assists.....1;
3x; last vs Jacksonville St. (10/22/17)
 Points.....2;
3x; last vs Tennessee Tech (10/27/19)
 Shots.....4;
vs Jacksonville St. (10/25/19)
 SOG.....3;
vs Green Bay (08/27/17)

Honors & Awards

2019 OVC Champion
 OVC Commissioner's Honor Roll
 2017-18
 2017 OVC All-Newcomer Team

Grote's Career Totals

Year	G	Min.	Goals	Assists	Points	Shots	Shot%	SOG	SOG%	GW	PK-Att.
2017	20	999	2	3	7	13	.143	8	.571	1	0-0
2018	16	1308	0	0	0	2	.000	2	1.000	0	0-0
2019	17	846	1	0	2	14	.071	8	.571	0	0-0
Total	53	3153	3	3	9	30	.100	18	.600	1	0-0





27 Natalie Jackson

Defender
Sophomore • 5'4
O'Fallon, Mo.
Francis Howell HS

2019- Freshman

Played in 17 games, starting in 14 ... Totaled 1359 minutes on the pitch, including 13 complete games ... Had nine shots and two on goal ... Registered a shot on goal at Evansville (9/6) and Arkansas State (9/15) ... Had a season-high three shots at Evansville (9/6) and against Jacksonville State (10/25).

Prep/Club

Played for Brady Demling at Francis Howell HS all four years ... Was named First-Team All-Conference, Team MVP, and All-Regional & All-State Honorable Mention her senior year ... Named Second-Team All-Conference both her junior and sophomore seasons ... Was All-Academic all four years ... Went to ECNL National Playoffs five years ... Played for St. Louis Scott Gallagher ECNL for Ralph Richards.

Personal

Born on October 11, 2000 to Jimmy and Katie Jackson ... Has four younger siblings, Ben, Rachel, Lindsay and Charlie ... Studying Dietetics at SEMO.

Single-Game Highs

Goals..... -
 Assists..... -
 Points..... -
 Shots3;
2x; last vs Jacksonville St. (10/25/19)
 SOG1;
2x; at Arkansas St. (09/15/19)

Honors & Awards

2019 OVC Champion

Jackson's Career Totals

Year	G	Min.	Goals	Assists	Points	Shots	Shot%	SOG	SOG%	GW	PK-Att.
2019	17	1359	0	0	0	9	.000	2	.222	0	0-0
Total	17	1359	0	0	0	9	.000	2	.222	0	0-0





PLAYERS



30 Gabby Gscheidmeier
Midfielder
 Redshirt Freshman • 5'4"
 Germantown, Wis.
 Germantown HS

2019- Freshman
 Redshirted.

Prep/Club

Played three years for Paul Sikingier at Germantown HS ... As a junior, had four goals and three assists ... Named All-Conference Honorable Mention in the Greater Metro Conference ... As a sophomore, was named Second-Team All-Conference in North Shore Conference ... Named Junior Varsity Captain ... Was a three-time State Champion with North Shore United Soccer Club under Joe Hammes.

Personal

Daughter of Betsy & Josh Gscheidmeier ... Mother, Betsy, played basketball at UW-Milwaukee ... Born July 11, 2001 ... Majoring in Nursing at SEMO.



12 Taylor Nelson
Midfielder
 Sophomore • 5'3"
 Jackson, Mo.
 Jackson HS
 Lindenwood

2019- Freshman- Lindenwood Univ.

Started eight games for the Lions ... Played 124 minutes with a season-high 55 minutes at McKendree (Sept. 29) ... Averaged 15.5 minutes per contest at Lindenwood.

Prep/Club

Played for Jackson High School ... Was a two-time All-Conference and All-District selection.

Personal

Born June 28 ... Daughter of Southeast Missouri Head Coach Heather Nelson and Associate Head Coach Paul Nelson ... Has three siblings, Jordan, Justi and Chase ... Sister, Jordan, played soccer at SEMO from 2015-2019 ... Studying Exploratory Major at SEMO.





6

Emma Brune**Midfielder/Forward***Freshman • 5'6**Cape Girardeau, Mo.**Saxony Lutheran HS***Prep/Club**

Played soccer at Saxony Lutheran under Chris Crawford for three years ... First girls soccer player in MSHSCA history to be named Missouri Player of the Year three times ... Was a three-time Region I Player of the Year and All-Conference, All-District honoree ... Had 49 assists and 95 goals in three years ... As a junior, had 35 goals and 14 assists ... Named to the Girls United Soccer Coaches All-American All-Central Team, All-State as a junior ... As a sophomore, had 33 goals and 15 assists ... Earned Missouri All-State as a sophomore ... Had 20 assists and 27 goals as a freshman ... Played for associate head coach Paul Nelson and the Southeast Missouri Soccer Club ... Also, played basketball where she was a member of the 1,000-point club and finished as the all-time leading scorer at Saxony Lutheran ... Was a two-time Class 3 All-State, four-time All-District, two-time All-Conference honoree in basketball.

Personal

Born September 14, 2001 ... Daughter of Brent and Jenny Brune ... Both parents are SEMO graduates ... Ha two sisters, Maddie and Clara ... Sister, Maddie, played soccer for Troy University ... Emma is the eighth member of her family to play in a SEMO uniform ... Father, Brent played football at SEMO from 1989-1993 ... Grandfather, Greg, played football and baseball at SEMO from 1964-1968 ... Great grandfather, Charlie, played football at SEMO from 1940-41 and is in the Lifetime Booster Hall of Fame at SEMO ... Majoring in Nutrition.



7

Nadiia Ivanchenko**Midfielder***Freshman • 5'5**Lviv, Ukraine**Volodymyr-Volynsky Lycée***Prep/Club**

Played for the boy's team 'Lokomotyv' Lviv for eight years where she was coached by Yurii Navankevych ... Was the top scorer at the Christmas Cup, tallying 15 goals in 6 games in 2012 ... Top midfielder in the Championship in 2013 and best forward at the Championship in 2014 ... Registered 27 goals and 18 assists over two seasons... Awarded best forward and player of the year in 2017 ... Transferred to the women's team FC 'Lviv' in 2018, where she became the youngest player to score in the Championship of Ukraine ... Played for 'Ladomyr' in 2019-2020 ... Posted two goals and five assists over nine games in the opening round of Championship of Ukraine ... Also played for the club team 'Karpaty' Lviv ... Represented Lviv at the WU-14, WU-15, WU-16, WU-17 Championships and tabbed best player at the Championships each year ... Plays for the Ukrainian National Team, earning her first call up at the age of 13 ... Scored against Serbia in 2019 which captured awards for best goal ... Authored the best goal among men's and women's soccer teams in Ukraine in 2019 ... Member of the 2017 Championship team and played in the semifinals for the Cup of Ukraine ... Helped WU-17 national team advance in Euros for the first time ... Graduated from Volodymyr-Volynsky Lycée in 2020 ... Coached by Oleg Bortnik at Volodymyr-Volynsky Lycée.

Personal

Born May 14, 2003... Daughter of Polina Davydochuk and Sergey Ivanchenko ... Brother, Igor Ivanchenko, plays soccer for 'Dynamo' Lviv in Ukraine ... Studying Management at SEMO.

FOLLOW THE REDHAWKS AT GOSOUTHEAST.COM



PLAYERS



11 Kiana Khedoo
Forward/Midfielder
 Freshman • 5'2
 Brampton, Ontario, Canada
 St. Thomas Aquinas HS

Prep/Club

Played for the North Mississauga Soccer Club where she was coached by Judy Tjanetis, Yannis Tjanetis and Simon Stampatori ... Member of the U-20 Guyana National team and has competed in both the U-20 World Cup qualifiers and U-20 CONCACAF Tournament for Guyana ... A top prospect for Guyana's Seniors Women's Team ... Named an Ontario Provincial Prospect ... Secured 2019 League One Ontario MVP honors ... Awarded MVP in her freshman and junior high school seasons ... Named team captain as a junior ... Helped her team capture the 2018 Ontario Cup Championship and win the 2017 regional championship ... Member of three-straight GHSL Championship teams ... Graduated from St. Thomas Aquinas Secondary School in 2020.

Personal

Born December 16, 2002 ... Daughter of Debbie and Derick Khedoo ... Brother, Ryan Khedoo, is a senior on the Kansas City Roos soccer team ... Studying Elementary Education at SEMO.



19 Maddie Paulson
Midfielder/Forward
 Freshman • 5'5
 Jackson, Wis.
 West Bend West HS

Prep/Club

Played club with North Shore United for Sinisa Angelovski ... Attended West Bend West HS ... Named U.S. Army Reserve Athlete for West Bend West as a senior ... Was a three-time Wisconsin State Champion with North Shore United as a sophomore, junior and senior ... Was a two-time Midwest Regional Champion and National Qualifier ... Finished third at Nationals as a junior ... Was a two-time National League Winner with club ... Was the top goal scorer with 21 goals as a freshman ... Also, competed in Track & Field in high school ... Named to the Wisconsin All-State Track team ... Member of the Track and Field Conference and Regional Champions as a junior.

Personal

Born April 29, 2002 to Mark and Lisa Paulson ... Has a twin sister and a younger sister ... Studying Biology: Pre-Physician Assistant with a minor in Spanish at SEMO.





21 **Laura Galindo Mejia**
Goalkeeper
 Freshman • 5'8
 Bogota, Colombia
 Colegio Cafam

Prep/Club

Represented Colombia as a member of the U-17 and U-20 National Teams ... Competed in the 2018 U-17 South American Cup, the 2018 U-17 World Cup Tournament in Uruguay and the 2019 U-19 South American Cup for Colombia ... Competed for the club team Fortaleza FC where she was coached by Diego Toro ... Helped her team capture consecutive Bogota Championships ... Besides soccer, also competed in speed skating ... Graduated from Colegio Cafam in Bogota, Colombia in 2018.

Personal

Born March 3, 2002 ... Daughter of Teresa Mejia Perez and Enrico Galindo Arias ... Full name is Laura Daniela Galindo Mejia ... Majoring in Nursing at SEMO.



23 **Faith Liljegren**
Midfielder
 Freshman • 5'5
 Collinsville, Ill.
 Collinsville HS

Prep/Club

Attended Collinsville High School ... Started all four years at Collinsville ... Had 10 goals and 11 assists in three seasons ... Posted five goals and two assists as a junior ... Earned Second Team All-SWC Conference honors as a junior ... Notched five goals and seven assists as a sophomore ... Earned Third Team All-SWC Conference honors as a sophomore ... Placed third at the IHSA State Tournament as a freshman ... Was a four-time Athlete of the Month ... Also played basketball and set the single season and career records in steals and assists at CHS ... Played for Gateway Rush and Lou Fuze for Clint Tucker, Pat McVey and Cal McKee ... Named the Valedictorian and was an Illinois State Scholar.

Personal

Born May 10, 2002 to Mike and Kelley Liljegren ... Has one brother, Luke, and a sister, Hanna ... Brother, Luke, is a sophomore soccer player at IUPUI ... Sister, Hanna, played soccer at Truman ... Studying Entrepreneurship at SEMO.



**DO
YOU
HAVE
THE
WILL
TO**

**make a
medical
discovery?**



**SOUTHEAST MISSOURI
STATE UNIVERSITY · 1873**

2020-21



REVIEW





REVIEW

2019 STATS

Record	Overall	Home	Away	Neutral
All Games	5-8-5	7-1-0	4-4-1	0-0-0
Conference	3-4-3	5-0-0	3-1-1	0-0-0
Non-Conference	2-4-2	2-1-0	1-3-0	0-0-0

Date	Opponent	W/L	Score	Attendance
Aug. 25	SOUTHERN MISS	W	3-2	523
Aug. 29	@ Ole Miss	L	0-2	723
Sept. 1	v. Arkansas	L	0-5	136
Sept. 6	@ Evansville	W	2-1	253
Sept. 15	@ Arkansas State	L	0-1	173
Sept. 20	BELMONT*	W	2-1	217
Sept. 21	Eastern Illinois*	W	1-0	345
Sept. 27	@ Austin Peay*	W	2-1	--
Sept. 29	@ Murray State*	L	0-5	169
Oct. 3	SIU EDWARDSVILLE*	W ^{20T}	2-1	435
Oct. 5	SOUTHERN ILLINOIS	W	2-0	247
Oct. 11	@ Eastern Kentucky*	W	1-0	350
Oct. 13	@ Morehead State*	W	5-1	302
Oct. 20	@ UT Martin*	T ^{20T}	2-2	273
Oct. 25	JACKSONVILLE STATE*	W	2-0	345
Oct. 27	TENNESSEE TECH*	W	3-2	543
Nov. 8	#4 SIUE#	L	1-2	523

*- Ohio Valley Conference Game

- OVC Tournament (Cape Girardeau, Mo.)

All Home Games **CAPITALIZED**

Goals by Period	1st	2nd	OT	20T	Total
Southeast Missouri	14	13	0	1	28
Opponents	14	12	0	0	26

Shots by Period	1st	2nd	OT	20T	Total
Southeast Missouri	115	125	2	5	247
Opponents	107	114	7	8	236


Saves by Period	1st	2nd	OT	20T	Total
Southeast Missouri	48	41	2	3	94
Opponents	49	50	1	0	100

Corner by Period	1st	2nd	OT	20T	Total
Southeast Missouri	35	46	2	1	84
Opponents	26	48	1	3	78

Fouls by Period	1st	2nd	OT	20T	Total
Southeast Missouri	78	75	1	0	154
Opponents	74	86	3	0	163

Team Statistics

Shot Statistics	SEMO	Opponents
Goals-Shot attempts	28-247	26-236
Goals scored per game	1.65	1.53
Shot pct.	.113	.110
Shots on Goal-Attempts	128-247	120-236
SOG Pct.	.518	.508
Shots/Game	14.5	13.9
Assists	14	13
Corner Kicks	84	78
Penalty Kicks	3-3	3-3
Penalties		
Fouls	154	163
Yellow Cards	6	13
Red Cards	2	1
Attendance		
Total	3178	2379
Dates/Avg Per Date	8/397	9/264



Natalie Jackson





Offensive Statistics

Overall: 11-5-1 • OVC: 8-1-1 • Home: 7-1-0 • Away: 4-4-1

No.	Player	GP-GS	Min	G	A	Pts	Sh	Shot%	SOG	SOG%	YC-RC	GW	PK-Att
7	BLOCK, Hailey	17-12	1016	8	2	18	35	.229	24	.686	0-0	5	2-2
16	HEISSERER, Megan	17-8	718	4	2	10	30	.133	17	.567	0-0	2	0-0
11	GONZALES, Esmie	17-17	1313	4	4	12	37	.108	21	.568	0-0	2	0-0
23	BRIEN, Jen	16-12	789	4	3	11	16	.250	9	.562	1-0	0	0-0
12	TOMSU, Cassidi	17-12	1096	3	0	6	20	.150	9	.450	3-0	2	0-0
13	JONES, Kennedy	13-0	308	2	0	4	11	.182	7	.636	0-0	0	0-0
8	LEVER, Katie	15-5	526	1	0	2	23	.043	8	.348	0-0	0	0-0
18	MCCOURT, Morgan	3-0	98	1	0	2	2	.500	1	.500	0-0	0	1-1
22	GROTE, Lexi	17-5	846	1	0	2	14	.071	8	.571	0-0	0	0-0
21	FRANKE, Lena	8-0	146	0	0	0	1	.000	1	1.000	0-0	0	0-0
27	JACKSON, Natalie	17-14	1359	0	0	0	9	.000	2	.222	1-1	0	0-0
14	HACKER, Lexie	17-17	1497	0	0	0	0	.000	0	.000	0-0	0	0-0
3	WELKER, Lauren	16-15	915	0	0	0	16	.000	7	.438	0-0	0	0-0
0	REDDEN, Bailey	16-16	1427	0	0	0	0	.000	0	.000	0-1	0	0-0
19	NELSON, Jordan	15-15	830	0	1	1	4	.000	2	.500	0-0	0	0-0
5	HOLTEN, Emily	17-5	821	0	1	1	11	.000	5	.455	1-0	0	0-0
4	COMPERNOLLE, Hannah	15-11	742	0	0	0	6	.000	1	.167	0-0	0	0-0
9	TREMAIN, Abby	16-9	648	0	0	0	3	.000	1	.333	0-0	0	0-0
6	JOHNSON, Mariah	12-1	372	0	0	0	2	.000	2	1.000	0-0	0	0-0
17	SENATORE, Siena	15-5	760	0	1	1	2	.000	2	1.000	0-0	0	0-0
20	DAUS, Kate	17-7	876	0	0	0	5	.000	1	.200	0-0	0	0-0
Total		17	-	28	14	70	247	.113	128	.518	6-2	11	3-3
Opponents		17	-	26	13	65	236	.110	120	.508	13-1	5	3-3

Goalkeeper Statistics

No.	Player	GP-GS	Min	GA	GAAvg	Saves	Save%	W	L	T	Shutouts
0	REDDEN, Bailey	16-16	1471:33	23	1.41	90	.796	9	0	1	3
00	ROLLETT, Abby	1-1	90:00	2	2.00	2	.500	0	1	0	0
12	TOMSU, Cassidi	1	5:01	1	17.94	0	.000	0	0	0	0
Total		17	1566:34	26	1.49	92	.780	9	1	1	3





REVIEW

OVC TEAM LEADERS

Team Miscellaneous	GP	Shots	Fouls	Offside	Corners	PK-PKA	YC-RC
Austin Peay	18	201	190	20	59	0-0	3-8
Belmont	22	237	177	30	60	0-0	7-2
Eastern Illinois	18	173	116	40	39	2-2	5-2
Eastern Ky.	18	231	218	25	74	2-2	9-9
Jacksonville St.	18	159	123	10	57	0-0	2-6
Morehead State	18	168	197	35	76	1-1	15-1
Murray St.	19	334	184	25	114	5-3	5-7
SIUE	20	355	232	50	155	2-1	11-6
Southeast Missouri	17	244	154	20	84	3-3	5-3
Tennessee Tech	19	223	187	38	62	2-2	10-3
UT Martin	19	291	185	33	96	3-3	11-0

SHOTS	GP	No.	Avg/G
1. SIUE	20	355	17.75
2. Murray St.	19	334	17.58
3. UT Martin	19	291	15.32
4. Southeast Missouri	17	244	14.35
5. Belmont	22	237	10.77
6. Eastern Ky.	18	231	12.83
7. Tennessee Tech	19	223	11.74
8. Austin Peay	18	201	11.17
9. Eastern Illinois	18	173	9.61
10. Morehead State	18	168	9.33
11. Jacksonville St.	18	159	8.83

GOALS	GP	No.	Avg/G
1. SIUE	20	45	2.25
2. Murray St.	19	44	2.32
3. UT Martin	19	33	1.74
4. Southeast Missouri	17	28	1.65
5. Belmont	22	24	1.09
6. Tennessee Tech	19	23	1.21
7. Jacksonville St.	18	21	1.17
8. Eastern Illinois	18	18	1.00
9. Austin Peay	18	17	0.94
10. Eastern Ky.	18	13	0.72
Morehead State	18	13	0.72

ASSISTS	GP	No.	Avg/G
1. SIUE	20	28	1.40
2. Murray St.	19	27	1.42
3. UT Martin	19	25	1.32
4. Belmont	22	21	0.95
5. Tennessee Tech	19	19	1.00
6. Eastern Illinois	18	13	0.72
Southeast Missouri	17	13	0.76
8. Austin Peay	18	12	0.67
Jacksonville St.	18	12	0.67
10. Eastern Ky.	18	7	0.39
11. Morehead State	18	5	0.28

GOALS ALLOWED	GP	No.	Avg/G
1. Southeast Missouri	17	26	1.53
Eastern Illinois	18	26	1.44
SIUE	20	26	1.30
4. Austin Peay	18	27	1.50
5. Eastern Ky.	18	29	1.61
Murray St.	19	29	1.53
7. UT Martin	19	31	1.63
8. Tennessee Tech	19	32	1.68
9. Belmont	22	33	1.50
10. Morehead State	18	40	2.22
11. Jacksonville St.	18	43	2.39

POINTS	GP	No.	Avg/G
1. SIUE	20	118	5.90
2. Murray St.	19	115	6.05
3. UT Martin	19	91	4.79
4. Belmont	22	69	3.14
Southeast Missouri	17	69	4.06
6. Tennessee Tech	19	65	3.42
7. Jacksonville St.	18	54	3.00
8. Eastern Illinois	18	49	2.72
9. Austin Peay	18	46	2.56
10. Eastern Ky.	18	33	1.83
11. Morehead State	18	31	1.72

GOALS PER GAME	GP	No.	Avg/G
1. Murray St.	19	44	2.32
2. SIUE	20	45	2.25
3. UT Martin	19	33	1.74
4. Southeast Missouri	17	28	1.65
5. Tennessee Tech	19	23	1.21
6. Jacksonville St.	18	21	1.17
7. Belmont	22	24	1.09
8. Eastern Illinois	18	18	1.00
9. Austin Peay	18	17	0.94
10. Eastern Ky.	18	13	0.72
Morehead State	18	13	0.72

ASSISTS PER GAME	GP	No.	Avg/G
1. Murray St.	19	27	1.42
2. SIUE	20	28	1.40
3. UT Martin	19	25	1.32
4. Tennessee Tech	19	19	1.00
5. Belmont	22	21	0.95
6. Southeast Missouri	17	13	0.76
7. Eastern Illinois	18	13	0.72
8. Austin Peay	18	12	0.67
Jacksonville St.	18	12	0.67
10. Eastern Ky.	18	7	0.39
11. Morehead State	18	5	0.28

GOALS AGAINST AVERAGE	GP	GA	Minutes	GA Avg.
1. SIUE	20	26	1921:22	1.22
2. Eastern Illinois	18	26	1715:46	1.36
3. Austin Peay	18	27	1724:45	1.41
4. Belmont	22	33	2095:39	1.42
5. Eastern Ky.	18	29	1796:41	1.45
6. Murray St.	19	29	1754:38	1.49
7. Southeast Missouri	17	26	1566:34	1.49
8. UT Martin	19	31	1810:00	1.54
9. Tennessee Tech	19	32	1817:16	1.58
10. Morehead State	18	40	1682:53	2.14
11. Jacksonville St.	18	43	1652:07	2.34





SAVES	GP	No.	Avg/G
1. Belmont	22	134	6.09
2. Eastern Illinois	18	127	7.06
3. SIUE	20	105	5.25
4. UT Martin	19	104	5.47
5. Jacksonville St.	18	102	5.67
6. Morehead State	18	101	5.61
7. Austin Peay	18	92	5.11
8. Southeast Missouri	17	91	5.35
9. Eastern Ky.	18	90	5.00
10. Tennessee Tech	19	88	4.63
11. Murray St.	19	71	3.74

FOULS	GP	No.	Avg/G
1. SIUE	20	232	11.60
2. Eastern Ky.	18	218	12.11
3. Morehead State	18	197	10.94
4. Austin Peay	18	190	10.56
5. Tennessee Tech	19	187	9.84
6. UT Martin	19	185	9.74
7. Murray St.	19	184	9.68
8. Belmont	22	177	8.05
9. Southeast Missouri	17	154	9.06
10. Jacksonville St.	18	123	6.83
11. Eastern Illinois	18	116	6.44

OFFSIDES	GP	No.	Avg/G
1. SIUE	20	50	2.50
2. Eastern Illinois	18	40	2.22
3. Tennessee Tech	19	38	2.00
4. Morehead State	18	35	1.94
5. UT Martin	19	33	1.74
6. Belmont	22	30	1.36
7. Eastern Ky.	18	25	1.39
Murray St.	19	25	1.32
9. Austin Peay	18	20	1.11
Southeast Missouri	17	20	1.18
11. Jacksonville St.	18	10	0.56

SHUTOUTS	GP	No.	Avg/G
1. SIUE	20	7	0.35
Belmont	22	7	0.32
3. Eastern Ky.	18	5	0.28
UT Martin	19	5	0.26
Murray St.	19	5	0.26
6. Southeast Missouri	17	4	0.24
Eastern Illinois	18	4	0.22
Morehead State	18	4	0.22
9. Austin Peay	18	3	0.17
Tennessee Tech	19	3	0.16
11. Jacksonville St.	18	2	0.11

CORNERS	GP	No.	Avg/G
1. SIUE	20	155	7.75
2. Murray St.	19	114	6.00
3. UT Martin	19	96	5.05
4. Southeast Missouri	17	84	4.94
5. Morehead State	18	76	4.22
6. Eastern Ky.	18	74	4.11
7. Tennessee Tech	19	62	3.26
8. Belmont	22	60	2.73
9. Austin Peay	18	59	3.28
10. Jacksonville St.	18	57	3.17
11. Eastern Illinois	18	39	2.17

YELLOW CARDS	GP	No.	Avg/G
1. Morehead State	18	15	0.83
2. UT Martin	19	11	0.58
SIUE	20	11	0.55
4. Tennessee Tech	19	10	0.53
5. Eastern Ky.	18	9	0.50
6. Belmont	22	7	0.32
7. Murray St.	19	5	0.26
Southeast Missouri	17	5	0.29
Eastern Illinois	18	5	0.28
10. Austin Peay	18	3	0.17
11. Jacksonville St.	18	2	0.11





REVIEW

OVC INDIVIDUAL LEADERS

To be ranked, a player must appear in at least 50.0% of their team's games, goalies at least 33.0% of their team's minutes.

SHOTS

	GP	No.	Avg/G
1. WATFORD, Miyah-MUR	20	86	4.30
2. GARST, Julie-BEL	22	81	3.68
3. LITZSINGER, Mackenzi-SIUE	19	63	3.32
4. ADAMS, Alice-UTM	19	62	3.26
5. CLEMENTS, Niki-BEL	22	47	2.14
6. JOSTES, Becca-SIUE	16	46	2.88
7. LAROSE, Claire-APSU	18	44	2.44
8. JONES, Abby-MUR	18	44	2.44
9. POWELL, Kendall-TTU	18	42	2.33
10. BAGOZZI, Cynthia-JSU	18	38	2.11

POINTS

	GP	G	A	Pts	Avg/G
1. WATFORD, Miyah-MUR	20	15	5	35	1.75
2. LITZSINGER, Mackenzi-SIUE	19	13	3	29	1.53
3. JONES, Abby-MUR	18	6	11	23	1.28
4. HILDRETH, Jill-UTM	16	8	3	19	1.19
5. GARST, Julie-BEL	22	7	4	18	0.82
6. KUBIN, Rebecca-MUR	17	7	3	17	1.00
7. BLOCK, Hailey-SEMO	17	8	1	17	1.00
8. JOSTES, Becca-SIUE	16	4	7	15	0.94
9. POWELL, Kendall-TTU	18	7	1	15	0.83
10. BAGOZZI, Cynthia-JSU	18	7	1	15	0.83

GOALS

	GP	No.	Avg/G
1. WATFORD, Miyah-MUR	20	15	0.75
2. LITZSINGER, Mackenzi-SIUE	19	13	0.68
3. HILDRETH, Jill-UTM	16	8	0.50
4. BLOCK, Hailey-SEMO	17	8	0.47
5. KUBIN, Rebecca-MUR	17	7	0.41
6. POWELL, Kendall-TTU	18	7	0.39
7. BAGOZZI, Cynthia-JSU	18	7	0.39
8. GARST, Julie-BEL	22	7	0.32
9. JONES, Abby-MUR	18	6	0.33
10. ROBERTS, Bella-UTM	19	6	0.32
11. CLEMENTS, Niki-BEL	22	6	0.27

ASSISTS

	GP	No.	Avg/G
1. JONES, Abby-MUR	18	11	0.61
2. JOSTES, Becca-SIUE	16	7	0.44
3. MAROLT, Tina-TTU	19	6	0.32
4. LAROSE, Claire-APSU	18	5	0.28
5. ADAMS, Alice-UTM	19	5	0.26
6. WATFORD, Miyah-MUR	20	5	0.25
7. GONZALES, Esmie-SEMO	17	4	0.24
8. PALLISTER, Alicia-JSU	17	4	0.24
9. BAURMANN, Hendrikje-UTM	19	4	0.21
10. GARST, Julie-BEL	22	4	0.18

GAME-WINNING GOALS

	GP	No.	Avg/G
1. BLOCK, Hailey-SEMO	17	5	0.29
2. CLEMENTS, Niki-BEL	22	4	0.18
3. KUBIN, Rebecca-MUR	17	3	0.18
4. LITZSINGER, Mackenzi-SIUE	19	3	0.16
5. WATFORD, Miyah-MUR	20	3	0.15
6. GARST, Julie-BEL	22	3	0.14

SHOTS PER GAME

	GP	No.	Avg/G
1. WATFORD, Miyah-MUR	20	86	4.30
2. GARST, Julie-BEL	22	81	3.68
3. LITZSINGER, Mackenzi-SIUE	19	63	3.32
4. ADAMS, Alice-UTM	19	62	3.26
5. JOSTES, Becca-SIUE	16	46	2.88
6. LAROSE, Claire-APSU	18	44	2.44
7. JONES, Abby-MUR	18	44	2.44
8. POWELL, Kendall-TTU	18	42	2.33
9. GONZALES, Esmie-SEMO	17	37	2.18
10. CLEMENTS, Niki-BEL	22	47	2.14

POINTS PER GAME

	GP	G	A	Pts	Avg/G
1. WATFORD, Miyah-MUR	20	15	5	35	1.75
2. LITZSINGER, Mackenzi-SIUE	19	13	3	29	1.53
3. JONES, Abby-MUR	18	6	11	23	1.28
4. HILDRETH, Jill-UTM	16	8	3	19	1.19
5. BLOCK, Hailey-SEMO	17	8	1	17	1.00
6. KUBIN, Rebecca-MUR	17	7	3	17	1.00
7. JOSTES, Becca-SIUE	16	4	7	15	0.94
8. POWELL, Kendall-TTU	18	7	1	15	0.83
9. BAGOZZI, Cynthia-JSU	18	7	1	15	0.83
10. GARST, Julie-BEL	22	7	4	18	0.82

GOALS PER GAME

	GP	No.	Avg/G
1. WATFORD, Miyah-MUR	20	15	0.75
2. LITZSINGER, Mackenzi-SIUE	19	13	0.68
3. HILDRETH, Jill-UTM	16	8	0.50
4. BLOCK, Hailey-SEMO	17	8	0.47
5. KUBIN, Rebecca-MUR	17	7	0.41
6. BAGOZZI, Cynthia-JSU	18	7	0.39
7. POWELL, Kendall-TTU	18	7	0.39
8. JONES, Abby-MUR	18	6	0.33
9. SCHNIEDERS, Lily-SIUE	12	4	0.33
10. GARST, Julie-BEL	22	7	0.32

ASSISTS PER GAME

	GP	No.	Avg/G
1. JONES, Abby-MUR	18	11	0.61
2. JOSTES, Becca-SIUE	16	7	0.44
3. MAROLT, Tina-TTU	19	6	0.32
4. LAROSE, Claire-APSU	18	5	0.28
5. ADAMS, Alice-UTM	19	5	0.26
6. WATFORD, Miyah-MUR	20	5	0.25
7. GONZALES, Esmie-SEMO	17	4	0.24
8. PALLISTER, Alicia-JSU	17	4	0.24
9. BAURMANN, Hendrikje-UTM	19	4	0.21
10. HILDRETH, Jill-UTM	16	3	0.19
11. Brien, Jennifer-SEMO	16	3	0.19





GOALS AGAINST AVG	GP	GA	Minutes	GAavg
1. SCHOCH, Jensen-SIUE	16	10	1271:2	0.71
2. CLARK, Billie-EKU	8	11	743:00	1.33
3. TETEAK, Sara-EIU	18	26	1715:4	1.36
4. REDDEN, Bailey-SEMO	16	23	1471:3	1.41
5. HERMAN, Lily-BEL	22	33	2082:5	1.43
6. SKARUPSKY, Jamie-MUR	8	11	689:51	1.44
7. POWELL, Mary Parker-APSU	18	26	1611:1	1.45
8. AGUIRRE, Zoe-EKU	10	16	963:41	1.49
9. MYERS, Erica-UTM	19	31	1810:0	1.54
10. AUSTIN, Isabelle-TTU	19	32	1817:1	1.58

SAVES	GP	No.	Avg/G
1. HERMAN, Lily-BEL	22	131	5.95
2. TETEAK, Sara-EIU	18	127	7.06
3. MYERS, Erica-UTM	19	104	5.47
4. REDDEN, Bailey-SEMO	16	89	5.56
5. AUSTIN, Isabelle-TTU	19	86	4.53
6. POWELL, Mary Parker-APSU	18	84	4.67
7. LANDMAN, Kayla-MOR	14	77	5.50
8. SCHOCH, Jensen-SIUE	16	77	4.81
9. LERCH, Morgan-JSU	12	61	5.08
10. AGUIRRE, Zoe-EKU	10	44	4.40

SHUTOUTS	GP	No.	Avg/G
1. MYERS, Erica-UTM	19	4	0.21
2. TETEAK, Sara-EIU	18	4	0.22
3. LANDMAN, Kayla-MOR	14	3	0.21
4. REDDEN, Bailey-SEMO	16	3	0.19
5. AUSTIN, Isabelle-TTU	19	3	0.16
6. HERMAN, Lily-BEL	22	2	0.09
7. SCHOCH, Jensen-SIUE	16	1	0.06
8. CLARK, Billie-EKU	8	1	0.12
9. AGUIRRE, Zoe-EKU	10	1	0.10
10. ROSELL, Jasmine-MUR	7	1	0.14
11. VILLACRES, Jenna-MUR	5	1	0.20

Team Identification	Team ID
Austin Peay	APSU
Belmont	BEL
Eastern Illinois	EIU
Eastern Ky.	EKU
Jacksonville St.	JSU
Morehead State	MOR
Murray St.	MUR
SIUE	SIUE
Southeast Missouri	SEMO
Tennessee Tech	TTU
UT Martin	UTM

SAVE PERCENTAGE	GP	Saves	GA	Pct.
1. SCHOCH, Jensen-SIUE	16	77	10	.885
2. TETEAK, Sara-EIU	18	127	26	.830
3. HERMAN, Lily-BEL	22	131	33	.799
4. REDDEN, Bailey-SEMO	16	89	23	.795
5. MYERS, Erica-UTM	19	104	31	.770
6. POWELL, Mary Parker-APSU	18	84	26	.764
7. CLARK, Billie-EKU	8	35	11	.761
8. AGUIRRE, Zoe-EKU	10	44	16	.733
9. AUSTIN, Isabelle-TTU	19	86	32	.729
10. LERCH, Morgan-JSU	12	61	24	.718

SAVES PER GAME	GP	No.	Avg/G
1. TETEAK, Sara-EIU	18	127	7.06
2. HERMAN, Lily-BEL	22	131	5.95
3. REDDEN, Bailey-SEMO	16	89	5.56
4. LANDMAN, Kayla-MOR	14	77	5.50
5. MYERS, Erica-UTM	19	104	5.47
6. LERCH, Morgan-JSU	12	61	5.08
7. SCHOCH, Jensen-SIUE	16	77	4.81
8. POWELL, Mary Parker-APSU	18	84	4.67
9. AUSTIN, Isabelle-TTU	19	86	4.53
10. AGUIRRE, Zoe-EKU	10	44	4.40

SHUTOUTS PER GAME	GP	No.	Avg/G
1. TETEAK, Sara-EIU	18	4	0.22
2. LANDMAN, Kayla-MOR	14	3	0.21
3. MYERS, Erica-UTM	19	4	0.21
4. REDDEN, Bailey-SEMO	16	3	0.19
5. AUSTIN, Isabelle-TTU	19	3	0.16
6. CLARK, Billie-EKU	8	1	0.12
7. AGUIRRE, Zoe-EKU	10	1	0.10
8. HERMAN, Lily-BEL	22	2	0.09
9. SCHOCH, Jensen-SIUE	16	1	0.06





REVIEW

2019 BOX SCORES

Match 1

Southern Miss at Southeast Missouri

August 25, 2019 at Cape Girardeau, Mo. | Attendance: 523

	1	2	OT	2OT	Score
Southern Miss	1	1	-	-	2
Southeast Missouri	1	2	-	-	3

Goal	Time	Team	Goal Scorer	Assist
1	37:22	SMU	CAMPOS, Alice	unassisted
2	43:05	SEMO	MCCOURT, Morgan	Penalty Kick
3	63:07	SEMO	HEISSERER, Megan	GONZALES, Esmie
4	73:28	SMU	POHEVITZ, Hailey	Penalty Kick
5	80:31	SEMO	GONZALES, Esmie	Heisserer, Megan

Match 2

Southeast Missouri at Ole Miss

August 29, 2019 at Oxford, Mo. | Attendance: 723

	1	2	OT	2OT	Score
Southeast Missouri	0	0	-	-	0
Ole Miss	1	1	-	-	2

Goal	Time	Team	Goal Scorer	Assist
1	7:59	MISS	FOSTER, Channing	unassisted
2	81:45	MISS	FOSTER, Channing	unassisted

Match 3

Southeast Missouri vs Arkansas

September 1, 2019 at Oxford, Miss. | Attendance: 136

	1	2	OT	2OT	Score
Southeast Missouri	0	0	-	-	0
Arkansas	3	2	-	-	5

Goal	Time	Team	Goal Scorer	Assist
1	7:12	ARK	DOYLE, Stefani	GOINS, Parker
2	16:24	ARK	CANNATA, Tori	unassisted
3	36:11	ARK	PIRKLE, Brooke	CANNATA, Tori
4	48:56	ARK	PODOJIL, Anna	GOINS/MALHAM
5	56:18	ARK	CANNATA, Tori	unassisted

Match 4

Southeast Missouri at Evansville

September 6, 2019 at Evansville, Ind. | Attendance: 253

	1	2	OT	2OT	Score
Southeast Missouri	1	1	-	-	2
Evansville	1	0	-	-	1

Goal	Time	Team	Goal Scorer	Assist
1	2:22	SEMO	HEISSERER, Megan	unassisted
2	20:35	UE	ORMSON, Emily	unassisted
3	74:12	SEMO	TOMSU, Cassidi	BLOCK, Hailey

Match 5

Southeast Missouri at Arkansas State

September 15, 2019 at Jonesboro, Ark. | Attendance: 173

	1	2	OT	2OT	Score
Southeast Missouri	0	0	-	-	0
Arkansas State	0	1	-	-	1

Goal	Time	Team	Goal Scorer	Assist
1	70:59	ASU	O'BOYE, Dana	SODOMA, Sarah

Match 6

Belmont at Southeast Missouri

September 20, 2019 at Cape Girardeau, Mo. | Attendance: 217

	1	2	OT	2OT	Score
Belmont	1	0	-	-	1
Southeast Missouri	2	0	-	-	2

Goal	Time	Team	Goal Scorer	Assist
1	5:26	SEMO	BRIEN, Jen	unassisted
2	7:15	Belmont	VERNON, Rachel	HEWITT, Paige
3	15:08	SEMO	TOMSU, Cassidi	GONZALES, Esmie

Match 7

Eastern Illinois at Southeast Missouri

September 21, 2019 at Cape Girardeau, Mo. | Attendance: 345

	1	2	OT	2OT	Score
Eastern Illinois	0	0	-	-	0
Southeast Missouri	1	0	-	-	1

Goal	Time	Team	Goal Scorer	Assist
1	33:18	SEMO	HEISSERER, Megan	GONZALES, Esmie

Match 8

Southeast Missouri at Austin Peay

September 27, 2019 at Clarksville, Tenn. | Attendance: --

	1	2	OT	2OT	Score
Southeast Missouri	1	1	-	-	2
Austin Peay	0	1	-	-	1

Goal	Time	Team	Goal Scorer	Assist
1	2:58	SEMO	TOMSU, Cassidi	unassisted
2	62:06	APSU	BRADBERRY, Rachel	unassisted
3	67:56	SEMO	GONZALES, Esmie	unassisted

Match 9

Southeast Missouri at Murray State

September 29, 2019 at Murray, Ky. | Attendance: 169

	1	2	OT	2OT	Score
Southeast Missouri	0	0	-	-	0
Murray State	3	2	-	-	5

Goal	Time	Team	Goal Scorer	Assist
1	0:44	MUR	KUBIN, Rebecca	WATFORD, Miyah
2	9:53	MUR	MENDEZ, ARIANNA	WATFORD, Miyah
3	10:47	MUR	KUBIN, Rebecca	unassisted
4	66:25	MUR	WATFORD, Miyah	HEISE, Emma
5	80:53	MUR	TILTON, Elizabeth	unassisted

Match 10

SIU Edwardsville at Southeast Missouri

October 3, 2019 at Cape Girardeau, Mo. | Attendance: 435

	1	2	OT	2OT	Score
SIUE	0	1	0	0	1
Southeast Missouri	0	1	0	1	2

Goal	Time	Team	Goal Scorer	Assist
1	66:46	SEMO	BLOCK, Hailey	HOLTEN, Emily
2	89:48	SIUE	BENNING, Courtney	DUTKO, Emma
3	106:34	SEMO	BLOCK, Hailey	BRIEN, Jennifer



**Match 11****Southern Illinois at Southeast Missouri**

October 5, 2019 at Cape Girardeau, Mo. | Attendance: 247

	1	2	OT	2OT	Score
Southern Illinois	0	0	-	-	0
Southeast Missouri	1	1	-	-	2

Goal	Time	Team	Goal Scorer	Assist
1	18:16	SEMO	BLOCK, Hailey	SENATORE, Siena
2	87:03	SEMO	JONES, Kennedy	GONZALES, Esmie

Match 12**Southeast Missouri at Eastern Kentucky**

October 11, 2019 at Richmond, Ky. | Attendance: 350

	1	2	OT	2OT	Score
Southeast Missouri	1	0	-	-	1
Eastern Kentucky	0	0	-	-	0

Goal	Time	Team	Goal Scorer	Assist
1	26:11	SEMO	BLOCK, Hailey	BRIEN, Jennifer

Match 13**Southeast Missouri at Morehead State**

October 13, 2019 at Morehead, Ky. | Attendance: 302

	1	2	OT	2OT	Score
Southeast Missouri	2	3	-	-	5
Morehead State	1	0	-	-	1

Goal	Time	Team	Goal Scorer	Assist
1	11:35	SEMO	GONZALES, Esmie	unassisted
2	20:56	SEMO	BLOCK, Hailey	BRIEN, Jen
3	27:00	MOR	QUINN, Katie	KIPER, Eva
4	51:50	SEMO	BRIEN, Jen	unassisted
5	72:10	SEMO	JONES, Kennedy	HEISSERER, Megan
6	76:29	SEMO	LEVER, Katie	unassisted

Match 14**Southeast Missouri at UT Martin**

October 20, 2019 at Martin, Tenn. | Attendance: 273

	1	2	OT	2OT	Score
Southeast Missouri	1	1	0	0	2
UT Martin	1	1	0	0	2

Goal	Time	Team	Goal Scorer	Assist
1	23:06	UTM	ROBERTS, Bella	ADAMS, Alice
2	24:43	SEMO	BLOCK, Hailey	penalty kick
3	48:54	UTM	HUNT, Catey	penalty kick
4	66:12	SEMO	GONZALES, Esmie	unassisted

Match 15**Jacksonville State at Southeast Missouri**

October 25, 2019 at Cape Girardeau, Mo. | Attendance: 345

	1	2	OT	2OT	Score
Jacksonville State	0	0	-	-	0
Southeast Missouri	2	0	-	-	2

Goal	Time	Team	Goal Scorer	Assist
1	15:25	SEMO	BLOCK, Hailey	NELSON, Jordan
2	16:58	SEMO	BRIEN, Jen	BLOCK, Hailey

Match 16**Tennessee Tech at Southeast Missouri**

October 27, 2019 at Cape Girardeau, Mo. | Attendance: 543

	1	2	OT	2OT	Score
Tennessee Tech	1	1	-	-	2
Southeast Missouri	1	2	-	-	3

Goal	Time	Team	Goal Scorer	Assist
1	26:55	TTU	POWELL, Kendall	MAROLT, T
2	30:09	SEMO	BRIEN, Jen	unassisted
3	46:54	SEMO	GROTE, Lexi	unassisted
4	79:46	SEMO	HEISSERER, Megan	unassisted
5	84:59	TTU	MAROLT, Tina	penalty kick

Match 17**#4 SIU Edwardsville at Southeast Missouri**

November 8, 2019 at Cape Girardeau, Mo. | Attendance: 523

	1	2	OT	2OT	Score
#4 SIUE	1	1	-	-	2
#1 Southeast Missouri	0	1	-	-	1

Goal	Time	Team	Goal Scorer	Assist
1	41:04	SIUE	LITZINGER, M	unassisted
2	77:56	SIUE	KEEVEN, M	corner kick
3	85:05	SEMO	BLOCK, Hailey	penalty kick

**Megan Heisserer**

**OVC All-Newcomer Team**

Hailey Block, 2019
 Bailey Redden, 2018
 Morgan McCourt, 2018
 Lexie Grote, 2017

All-OVC Second Team

Hailey Block, 2019

Freshman of the Year

Hailey Block, 2019

OVC Coach of the Year

Heather Nelson
 1999, 2001, 2007, 2011, 2019

OVC Medal of Honor

Kate Daus, Gabby Gscheidmeier,
 Abby Rollet, Abby Tremain

2019 OVC Commissioner's Honor Roll

Hailey Block, Hannah Compernelle, Kate Daus, Esmie Gonzales, Lexi Grote, Gabby Gscheidmeier, Lexie Hacker, Megan Heisserer, Emily Holten, Morgan McCourt, Bailey Redden, Abby Rollet, Siena Senatore, Cassidi Tomsu, Abby Tremain

OVC Team Academic Achievement Award

2015-16, 2017-18

Meg Herndon Scholarship

Kate Daus

Preseason Rank

Second
Seven first-place votes

**Esmie Gonzales**

2016 All-OVC Second Team
 2016 OVC All-Newcomer Team
 2017 All-OVC First Team
 2018 All-OVC First Team
 2019 All-OVC First Team

**Bailey Redden**

Junior, Goalkeeper
 2018 OVC All-Newcomer Team
 Goalkeeper of the Week (Oct. 16, 2018)



2020-21



RECORDS





RECORDS

SINGLE SEASON RECORDS



Nichole Thiele



Lisa Schweppe

Points

1. Erika Todd (13g, 7a); 2000	33
2. Nichole Thiele (13g, 5a); 2000	31
3. Marla Gianino (9g, 9a); 2001	27
Ashley Runion (11g, 5a); 2007	27
5. Natasha Minor (12g, 2a); 2016	26

Goals

1. Nichole Thiele; 2000	13
Erika Todd; 2000	13
3. Natasha Minor; 2016	12
4. Ashley Runion; 2007	11
5. Erin Slattery; 2001	10
Esmie Gonzales; 2018	10

Game-Winning Goals

1. Lisa Schweppe; 2005	6
Erika Todd; 2000	6
3. Valerie Henderson; 2002	5
Natasha Minor; 2016	5
Esmie Gonzales; 2017	5
Hailey Block; 2019	5

Assists

1. Marla Gianino; 2001	9
Alaina Lacopo; 2007	9
3. Erika Todd; 2000	7
Marla Gianino; 2003	7
Alaina Lacopo; 2004	7
Alaina Lacopo; 2005	7

Shots Attempted

1. Nichole Thiele; 2000	81
2. Esmie Gonzales; 2017	72
3. Erika Todd; 2000	71
Valerie Henderson; 2002	71
5. Natasha Minor; 2016	66

Shots on Goal*

1. Lisa Schweppe; 2005	38
2. Courtney Alexander; 2006	35
3. Courtney Alexander; 2007	34
4. Jessie Crabtree; 2011	33
Esmie Gonzales; 2017	33

* Shots on Goal data incomplete in 2000 season

Saves

1. Ashton Aubuchon; 2013	101
2. Beth Guccione; 1999	100
3. Renee Kertz; 2012	90
Bailey Redden; 2019	90
5. Amanda Wrzos; 2003	89
Lindsay Pickering; 2006	89

Save Percentage (Min. 50 saves)

1. Lindsay Pickering; 2007	.882
Renee Kertz; 2012	.882
3. Beth Guccione; 2001	.869
4. Kindra Lierz; 2014	.850
5. Amanda Wrzos; 2002	.839

Goals Against Average (Min. 1,000 min.)

1. Beth Guccione; 2001	0.44
2. Lindsay Pickering; 2005	0.58
3. Lindsay Pickering; 2007	0.63
4. Kindra Lierz; 2014	0.70
5. Amanda Wrzos; 2002	0.73

Wins

1. Beth Guccione; 2001	16
2. Amanda Wrzos; 2002	13
Lindsay Pickering; 2005	13
4. Ashton Aubuchon; 2011	12
5. Lindsay Pickering; 2007	11
Kindra Lierz; 2014	11
Bailey Redden; 2019	11

Solo Shutouts

1. Beth Guccione; 2001	13
2. Lindsay Pickering; 2005	11
3. Lindsay Pickering; 2006	9
4. Lindsay Pickering; 2007	8
Ashton Aubuchon; 2011	8
Kindra Lierz; 2014	8
Kindra Lierz; 2015	8

Field Minutes Played (since 2003)

1. Hayley Abbott; 2012	1,985
2. Ali Bauer; 2012	1,948
3. Lauren Kaempfe; 2015	1,861
4. Torey Byrd; 2012	1,845
5. Maddi Karstens; 2016	1,773

Goalkeeper Minutes Played

1. Kindra Lierz; 2015	1,940
2. Amanda Wrzos; 2003	1,902
3. Lindsay Pickering; 2005	1,860
4. Kindra Lierz; 2016	1,823
5. Lindsay Pickering; 2006	1,802

#LETSSOAR



**Points**

1. Erika Todd (27g, 17a); 2000-03	71
2. Natasha Minor (28g, 13a); 2013-16	69
3. Nichole Thiele (29g, 10a); 1999-01	68
4. Esmie Gonzales (27g, 12a); 2016-19	66
5. Ashley Runion (23g, 14a); 2007-10	60

Goals

1. Nichole Thiele; 1999-01	29
2. Natasha Minor; 2013-16	28
Esmie Gonzales; 2016-19	28
3. Erika Todd; 2000-03	27
5. Ashley Runion; 2007-10	23

Game-Winning Goals

1. Erika Todd; 2000-03	12
Esmie Gonzales; 2016-19	12
3. Natasha Minor; 2013-16	10
4. Lisa Schweppe; 2002-05	9
5. Ashley Runion; 2007-10	8
Valerie Henderson; 2000-03	8
Nichole Thiele; 1999-01	8

Assists

1. Alaina Lacopo; 2004-07	28
2. Marla Gianino; 2001-04	23
3. Erika Todd; 2000-03	17
4. Ashley Runion; 2007-10	14
5. Lisa Schweppe; 2002-05	13
Natasha Minor; 2013-16	13

Shots Attempted

1. Esmie Gonzales; 2016-19	223
2. Natasha Minor; 2013-16	187
3. Lisa Schweppe; 2002-05	185
4. Ashley Runion; 2007-10	183
5. Nichole Thiele; 1999-01	177

Shots on Goal*

1. Esmie Gonzales; 2016-19	109
2. Lisa Schweppe; 2002-05	100
3. Natasha Minor; 2013-16	99
4. Ashley Runion; 2007-10	88
5. Nichole Thiele; 1999-01	84

*Shots on Goal data incomplete in 2000 season

Saves

1. Kindra Lierz; 2014-17	296
2. Ashton Aubuchon; 2010-13	254
3. Lindsay Pickering; 2005-07	228
4. Amanda Wrzos; 2002-04	221
5. Bailey Redden; 2018-Pres.	161

Save Percentage (Min. 50 saves)

1. Renee Kertz; 2012	.882
2. Lindsay Pickering; 2005-07	.844
3. Beth Guccione; 1999-01	.828
4. Amanda Wrzos; 2002-04	.826
5. Bailey Redden; 2018-Pres.	.813

Goals Against Average (Min. 1,000 min.)

1. Lindsay Pickering; 2005-07	0.72
2. Renee Kertz; 2012	0.75
3. Kindra Lierz; 2014-17	0.78
4. Kristen Starkey; 2009-10	0.81
5. Amanda Wrzos; 2002-04	0.89

Wins

1. Lindsay Pickering; 2005-07	34
2. Kindra Lierz; 2014-18	33
3. Amanda Wrzos; 2002-04	32
4. Ashton Aubuchon; 2010-13	26
5. Beth Guccione; 1999-01	20

Solo Shutouts

1. Lindsay Pickering; 2005-07	28
2. Kindra Lierz; 2014-17	27
3. Ashton Aubuchon; 2010-13	22
4. Beth Guccione; 1999-01	15
5. Amanda Wrzos; 2002-04	12

Matches Played

1. Lisa Schweppe; 2002-05	79
2. Megan Hejlek; 2002-05	78
Jessi Wuellner; 2003-06	78
Lauren Kaempfe; 2015-18	78
5. Heather Reding; 2001-04	77

Matches Started

1. Heather Reding; 2001-04	76
Hayley Abbott; 2009-12	76
Lauren Kaempfe; 2015-18	76
4. Nikki Edwards; 2008-11	69
5. Jenny Hamilton; 1999-02	68
Kindra Lierz; 2014-17	68

Field Minutes Played (since 2003)

1. Hayley Abbott; 2009-12	6,789
2. Lauren Kaempfe; 2015-18	6,608
3. Nikki Edwards; 2008-11	5,924
4. Ashley Runion; 2007-10	5,704
5. Esmie Gonzales; 2016-19	5,612


Goalkeeper Minutes Played

1. Kindra Lierz; 2014-17	6,860
2. Lindsay Pickering; 2005-07	5,233

3. Ashton Aubuchon; 2010-13	5,201
4. Amanda Wrzos; 2002-04	4,667
5. Beth Guccione; 1999-01	2,885



Nikki Edwards



Kindra Lierz





RECORDS

TEAM RECORDS

Single-Match and Single-Season Records

	Match	Season
Most Goals	12 (v. Arkansas-Pine Bluff; 09/16/06)	48 2001
Fewest Goals	0 (77 times)	9 2008
Most Shots	47 (v. Lipscomb; 10/12/02)	389 2002
Fewest Shots	1 (2 times)	146 1999
Most Assists	14 (v. Arkansas-Pine Bluff; 09/16/06)	33 2001
Most Points	38 (v. Arkansas-Pine Bluee; 09/16/06)	129 2001
Most Corners	14 (v. Arkansas State; 09/20/01)	142 2001
Fewest Corners	0 (13 times)	29 2008
Most Penalty Kicks	1 (19 times)	2 (4 times)
Most Fouls	32 (v. Drake; 09/27/02)	342 2002
Fewest Fouls	0 (v. Arkansas-Pine Bluff; 09/16/06)	92 1999
Most Shutouts	-	13 2001
Consecutive Shutouts	-	6 2001
Goals Against Average	-	0.44 2001
Most Wins	-	16 2001
Most Home Wins	-	10 2001
Most Road Wins	-	6 '02, '11, '14
Most Losses	-	10 2012
Most Home Losses	-	4 '08, '14, '18
Most Road Losses	-	7 1999
Margin of Victory	12 (v. Arkansas-Pine Bluff; 09/16/06)	-
Margin of Defeat	5 (4 times)	-

Opponents

	Match	Season
Most Goals	5 (3 times)	26 '99, '19
Fewest Goals	0 (148 times)	8 '01, '09, '13
Most Shots	42 (UT Martin; 10/29/15)	263 2015
Fewest Shots	0 (6 times)	101 2001
Most Assists	5 (2 times)	19 2015
Most Points	14 (at Arkansas; 09/01/19)	67 1999
Most Corners	23 (v. Memphis; 09/14/06)	94 1999
Fewest Corners	0 (8 times)	43 2001
Most Penalty Kicks	1 (4 times)	3 2019
Most Fouls	22 (2 times)	284 2002
Fewest Fouls	1 (v. Tennessee Tech; 10/18/09)	134 1999
Most Shutouts	-	8 2015
Consecutive Shutouts	-	4 2008
Goals Against Average	-	0.61 2008
Fastest Goal	0:44 Rebecca Kubin (Murray State; 09/29/19)	
Back-to-Back Goal	0:54 Arianna Mendez & Rebecca Kubin Murray State 09/29/19	

Individual Match Records

Goals	3	11 times; last by Angie Mann (09/13/15)
Fastest Goal	0:26	by Jessie Crabtree (10/28/11)
Back-to-Back Goals	0:13	by Torey Byrd (PK) and Natasha Minor v. Missouri-St. Louis (08/29/14)
Games with a Goal	7	by Nichole Thiele (2 times) (11/06/09-09/11/00) (10/23/00-09/20/01)
Assists	4	by Erika Todd (09/02/01)
Points	10	by Casey Kraft (09/10/05)
Shots	12	by Nichole Thiele (10/23/00)
Saves	16	by Kindra Lierz (10/29/15)

Streaks

Longest Winning	9	08/31/01-10/07/01
Home Winning	13	10/17/00-11/11/01
Road Winning	6	10/06/00-10/5/01 09/19/14-10/31/14
Neutral Winning	3	11/06/99-10/27/00
Longest Losing	5	08/27/99-09/26/99
Home Losing	2	(4 times) last from 09/13/18-09/16/18
Road Losing	5	08/27/99-09/26/99
Neutral Losing	1	(2 times) last 08/31/18
Games with a Goal	33	10/06/00-09/27/02



The 2001 Southeast Missouri team holds nine different single-season records. The Redhawks won their first-ever Ohio Valley Conference regular season title that year.

#LETSSOAR



TEAM RECORDS

RECORDS

**Scoring**

Season	GP	G	A	Pts	Shots	Shot%	SOG*	SOG%*	GW	PK-Att
1999	13	14	8	36	146	.096	80	.548	4	1-1
2000	17	45	28	118	322	.140	--	--	11	1-1
2001	18	48	33	129	289	.166	172	.595	16	2-2
2002	20	43	29	115	389	.111	175	.450	14	1-1
2003	20	25	23	73	302	.083	166	.550	10	0-0
2004	19	24	29	77	246	.098	132	.537	11	1-1
2005	20	36	31	103	228	.158	122	.535	12	2-3
2006	20	39	35	113	301	.130	172	.571	10	2-2
2007	18	38	29	105	272	.140	126	.463	12	1-1
2008	14	9	5	23	154	.058	77	.500	2	1-1
2009	18	25	21	71	238	.105	120	.504	8	0-0
2010	18	24	24	72	256	.094	83	.324	8	0-0
2011	19	35	30	100	260	.135	138	.531	12	1-1
2012	21	22	24	68	229	.096	103	.450	7	1-3
2013	18	19	20	58	190	.100	99	.521	8	1-1
2014	17	25	24	74	190	.132	89	.468	11	2-2
2015	22	28	18	74	241	.116	119	.494	9	2-2
2016	19	26	22	74	274	.095	135	.493	9	2-3
2017	20	24	16	64	251	.096	114	.454	8	1-1
2018	18	15	13	43	204	.074	86	.422	5	0-1
2019	17	28	14	70	247	.113	128	.518	11	3-3
Total	386	592	476	1,660	5,229	.243	2,436	.467	198	25-30

*Shots on goal data incomplete for 2000 season

Goalkeeping

Season	GP	Minutes	GA	GAAvg	Saves	Save%	W	L	T	Sho
1999	13	1264:15	26	1.85	112	.812	4	8	1	2
2000	17	1659:30	20	1.08	85	.810	10	6	1	8
2001	18	1623:03	8	0.44	53	.869	16	2	0	13
2002	20	1845:33	15	0.73	97	.866	14	4	2	10
2003	20	1915:06	19	0.89	89	.824	10	5	5	8
2004	19	1790:23	17	0.85	88	.838	11	6	2	7
2005	20	1860:59	12	0.58	57	.826	13	6	1	11
2006	20	1860:22	19	0.92	94	.832	10	8	2	10
2007	18	1711:14	14	0.74	95	.872	12	2	4	9
2008	14	1323:44	17	1.16	58	.773	2	9	3	2
2009	18	1702:20	16	0.85	47	.746	8	7	3	8
2010	18	1673:21	25	1.35	65	.722	8	9	1	6
2011	19	1746:44	16	0.82	75	.824	12	6	1	10
2012	21	1990:43	27	1.22	125	.822	7	10	4	7
2013	18	1710:11	24	1.26	117	.830	8	7	3	6
2014	17	1534:59	12	0.70	71	.855	11	5	0	8
2015	22	2130:58	22	0.93	92	.807	9	6	7	11
2016	19	1823:13	18	0.89	75	.806	9	6	4	7
2017	20	1882:26	19	0.91	82	.812	8	8	4	7
2018	18	1741:19	24	1.24	90	.789	5	8	5	6
2019	17	1566:34	26	1.49	92	.780	11	5	1	3
Total	386	36356:06	396	0.87	1,759	.816	198	134	54	159

School records in **Bold**.

// OVC CHAMPIONS • 2001 • 2002 • 2007 • 2011 • 2014 • 2019 //





RECORDS

YEARLY RECORDS

Points

Year	Player	G-A	Pts	Avg
1999	Nichole Thiele	7-3	17	1.31
2000	Erika Todd	13-7	33	1.94
2001	Marla Gianino	9-9	27	1.50
2002	Erika Todd	8-3	19	0.95
2003	Molli Beard	4-2	10	0.62
2004	Molli Beard	5-1	11	0.65
2005	Lisa Schweppe	9-2	20	1.00
2006	Courtney Alexander	9-3	21	1.05
2007	Ashley Runion	11-5	27	1.50
2008	Casey Kraft	4-0	8	0.80
2009	Bobbi Jo Schlick	6-1	13	0.72
2010	Ashley Runion	7-4	18	1.00
2011	Jessica Crabtree	9-4	22	1.22
2012	Torey Byrd	6-0	12	0.57
2013	Natasha Minor	4-4	12	0.75
2014	Natasha Minor	8-6	22	1.38
2015	Angie Mann	8-1	17	0.77
2016	Natasha Minor	12-2	26	1.37
2017	Esmie Gonzales	8-3	19	0.95
2018	Esmie Gonzales	10-0	20	1.11
2019	Hailey Block	8-2	18	1.10

Goals

Year	Player	G	Avg
1999	Nichole Thiele	7	0.54
2000	Erika Todd	13	0.76
	Nichole Thiele	13	0.72
2001	Erin Slattery	10	0.56
2002	Erika Todd	8	0.40

2003	Molli Beard	4	0.25
	Erin Slattery	4	0.27
	Diana Poovey	4	0.20
2004	Molli Beard	5	0.29
2005	Lisa Schweppe	9	0.45
2006	Courtney Alexander	9	0.45
2007	Ashley Runion	11	0.61
2008	Casey Kraft	4	0.40
2009	Bobbi Jo Schlick	6	0.33
2010	Ashley Runion	7	0.39
2011	Jessie Crabtree	9	0.50
	Erin Shulman	9	0.64
2012	Torey Byrd	6	0.29
2013	Natasha Minor	4	0.25
	Erin Shulman	4	0.24
2014	Natasha Minor	8	0.50
2015	Angie Mann	8	0.36
2016	Natasha Minor	12	0.63
2017	Esmie Gonzales	8	0.40
2018	Esmie Gonzales	10	0.56
2019	Hailey Block	8	0.47

Assists

Year	Player	A	Avg
1999	Nichole Thiele	3	0.23
2000	Erika Todd	7	0.41
2001	Marla Gianino	9	0.50
2002	Valerie Henderson	5	0.25
2003	Marla Gianino	7	0.35
2004	Alaina Lacopo	7	0.58
2005	Alaina Lacopo	7	0.35
2006	Margie Schaeffler	6	0.32

2007	Alaina Lacopo	9	0.50
2008	Megan McGrath	2	0.13
	Ashley Runion	2	0.14
2009	Ali Bauer	3	0.18
	Ashley Runion	3	0.17
	Katie Snelson	3	0.18
2010	Lauren Bozesky	6	0.33
2011	Ali Bauer	4	0.21
	Jacey Boyko	4	0.21
	Jessie Crabtree	4	0.22
2012	Paige Luehmann	4	0.22
2013	Natasha Minor	4	0.25
2014	Natasha Minor	6	0.36
2015	Paige Blankenheim	4	0.18
2016	Esmie Gonzales	5	0.33
2017	Esmie Gonzales	5	0.15
	Lexie Grote	5	0.15
2018	Emily Holten	5	0.28
2019	Esmie Gonzales	4	0.24

Shots

Year	Player	Sh	Avg
1999	Nichole Thiele	49	3.77
2000	Nichole Thiele	81	4.50
2001	Marla Gianino	48	2.67
2002	Valerie Henderson	71	3.55
2003	Marla Gianino	39	1.95
2004	Diana Poovey	39	2.05
2005	Lisa Schweppe	60	3.00
2006	Courtney Alexander	62	2.10
2007	Courtney Alexander	65	3.61
2008	Ashley Runion	34	2.43



The 2019 team won the Ohio Valley Conference regular season title after going 8-1-1 in conference play.

2020-21 SOUTHEAST MISSOURI SOCCER





2009	Ashley Runion	50	2.78
2010	Ashley Runion	44	2.44
2011	Jessie Crabtree	52	2.89
2012	Courtney Luehmann	36	2.12
2013	Natasha Minor	32	2.00
2014	Natasha Minor	44	4.13
2015	Natasha Minor	45	3.00
2016	Natasha Minor	66	3.47
2017	Esmie Gonzales	72	3.60
2018	Esmie Gonzales	63	3.50
2019	Esmie Gonzales	37	2.20

Game-Winning Goals

<u>Year</u>	<u>Player</u>	<u>GWC</u>
1999	Nichole Thiele	1
	Jenny Hamilton	1
	Courtney Britt	1
	Lauren Knight	1
2000	Erika Todd	6
2001	Nichole Thiele	3
	Erika Todd	3
	Erin Slattery	3
2002	Valerie Henderson	5
2003	Diana Poovey	2
	Valerie Henderson	2
2004	Molli Beard	3
2005	Lisa Schweppe	6
2006	Courtney Alexander	2
	Alaina Locapo	2
2007	Ashley Runion	4
2008	Casey Kraft	1
	Nicole Bussman	1
2009	Bobbi Jo Schlick	4
2010	Courtney Luehmann	3
2011	Erin Shulman	4
2012	Torey Byrd	2
2013	Storm French	2
	Erin Shulman	2
2014	Natasha Minor	3
2015	Jennifer Antonacci	3
2016	Natasha Minor	5
2017	Esmie Gonzales	5
2018	Esmie Gonzales	5
2019	Hailey Block	5

Saves

<u>Year</u>	<u>Player</u>	<u>Sv</u>	<u>Avg</u>
1999	Beth Guccione	98	8.17
2000	Tami Hebert	79	4.65
2001	Beth Guccione	53	2.94
2002	Amanda Wrzos	52	2.60
2003	Amanda Wrzos	89	4.45
2004	Amanda Wrzos	77	4.53
2005	Lindsay Pickering	57	2.85
2006	Lindsay Pickering	89	4.45
2007	Lindsay Pickering	82	4.56
2008	Jessica Beckham	57	4.07
2009	Kristen Starkey	42	2.63
2010	Ashton Aubuchon	54	3.38

2011	Ashton Aubuchon	67	3.72
2012	Renee Kertz	90	5.62
2013	Ashton Aubuchon	101	5.61
2014	Kindra Lierz	68	4.00
2015	Kindra Lierz	86	4.09
2016	Kindra Lierz	71	3.74
2017	Kindra Lierz	71	3.55
2018	Bailey Redden	69	4.60
2019	Bailey Redden	90	5.60

Goals Against Average

<u>Year</u>	<u>Player</u>	<u>GA</u>	<u>Avg</u>
1999	Beth Guccione	22	1.69
2000	Tami Hebert	18	1.03
2001	Beth Guccione	8	0.44
2002	Amanda Wrzos	10	0.73
2003	Amanda Wrzos	19	0.90
2004	Amanda Wrzos	17	1.00
2005	Lindsay Pickering	12	0.58
2006	Lindsay Pickering	19	0.95
2007	Lindsay Pickering	11	0.63
2008	Jessica Beckham	16	1.13
2009	Kristen Starkey	13	0.81
2010	Ashton Aubuchon	20	1.23
2011	Ashton Aubuchon	14	0.78
2012	Renee Kertz	12	0.75
2013	Ashton Aubuchon	24	1.33
2014	Kindra Lierz	12	0.70
2015	Kindra Lierz	19	0.88
2016	Kindra Lierz	18	0.89
2017	Kindra Lierz	18	1.04
2018	Bailey Redden	14	0.98
2019	Bailey Redden	23	1.41

Save Percentage

<u>Year</u>	<u>Player</u>	<u>Sv</u>	<u>Sv%</u>
1999	Beth Guccione	98	.817
2000	Tami Hebert	79	.814
2001	Beth Guccione	53	.869
2002	Lauren Fabbro	44	.898
2003	Amanda Wrzos	89	.824
2004	Amanda Wrzos	77	.819
2005	Lindsay Pickering	57	.826
2006	Lindsay Pickering	89	.824
2007	Lindsay Pickering	82	.882
2008	Jessica Beckham	57	.781
2009	Kristen Starkey	42	.764
2010	Ashton Aubuchon	54	.730
2011	Ashton Aubuchon	67	.827
2012	Renee Kertz	90	.882
2013	Ashton Aubuchon	101	.808
2014	Kindra Lierz	68	.850
2015	Kindra Lierz	86	.819
2016	Kindra Lierz	71	.798
2017	Kindra Lierz	71	.798
2018	Bailey Redden	69	.831
2019	Bailey Redden	90	.796



Esmie Gonzales



Lindsay Pickering





RECORDS

POSTSEASON HONORS & AWARDS

Soccer Buzz Magazine All-National Team First-Year Program

1999 Nichole Thiele

Soccer Buzz Magazine All-Central Region Second-Team

2007 Courtney Alexander

Third-Team

2001 Beth Guccione
Jenny Hamilton
2002 Jenny Hamilton
Valerie Henderson

All-Freshman Team

2007 Vanessa Hart

NSCAA All-South Region

Third-Team

2012 Hayley Abbott

Honorable Mention

2010 Nikki Edwards

CoSIDA/ESPN The Magazine Academic All-America

Second-Team

2004 Jen Cross

CoSIDA Academic All-District

2001 Nichole Thiele

2002 Jen Cross

First-Team

2004 Jen Cross*
2007 Courtney Alexander

Second-Team

2003 Jen Cross
2006 Jessie Wuellner
2010 Hayley Abbott
2010 Courtney Luehmann

NSCAA Team Academic Award

2010 3.21 Cumulative GPA
2011 3.45 Cumulative GPA
2012 3.55 Cumulative GPA
2013 3.64 Cumulative GPA
2014 3.72 Cumulative GPA

OVC Coach of the Year

1999 Heather Nelson
2001 Heather Nelson
2007 Heather Nelson
2011 Heather Nelson
2019 Heather Nelson

OVC Player of the Year

2001 Beth Guccione
2002 Valerie Henderson
2007 Courtney Alexander

2011 Jessie Crabtree

OVC Defensive Player of the Year

2001 Jenny Hamilton
2002 Jenny Hamilton
2005 Lindsay Pickering
2007 Lindsay Pickering
2012 Hayley Abbott
2013 Ashton Aubuchon
2014 Kindra Lierz

OVC Freshman of the Year

2007 Ashley Runion
2011 Erin Shulman
2014 Kindra Lierz
2019 Hailey Block

First-Team All-OVC Selection

1999 Stephanie Bleau
Beth Guccione
Jenny Hamilton
Nichole Thiele
2000 Valerie Henderson
Nichole Thiele
Erika Todd
2001 Marla Gianino
Beth Guccione
Jenny Hamilton
Erin Slattery
2002 Jenny Hamilton
Valerie Henderson
Heather Reding
2003 Marla Gianino
2005 Erin Hartmann
Lindsay Pickering
Lisa Schweppe
2007 Courtney Alexander
Lindsay Alexander
Margie Schaeffler
2008 Casey Kraft
2009 Hayley Abbott
2010 Ashley Runion
Hayley Abbott
Courtney Luehmann
2011 Ashton Aubuchon
Lauren Bozesky
Jessie Crabtree
Nikki Edwards
Erin Shulman
2012 Hayley Abbott
2013 Ashton Aubuchon
2014 Kindra Lierz
Natasha Minor
2016 Natasha Minor
2017 Esmie Gonzales
2018 Esmie Gonzales
2019 Esmie Gonzales

Second-Team All-OVC Selection

2000 Stephanie Bleau
Jenny Hamilton
2001 Nichole Thiele
2002 Marla Gianino
Erin Slattery
2003 Heather Reding
2004 Megan Hejlek
Heather Reding
2006 Casey Kraft
Lindsay Pickering
Margie Schaeffler
Jessi Wuellner
2007 Vanessa Hart
Ashley Runion
Kristi Frick
2008 Ashley Runion
2009 Vanessa Hart
2011 Ali Bauer
2012 Natasha Minor
2013 Breana Beine
Christina Rohde
2015 Angie Mann
Lauren Kaempfe
2016 Esmie Gonzales
2019 Hailey Block

Third-Team All-OVC Selections

2002 Laura Hauskins
Erika Todd
Amanda Wrzos
2003 Ashley DeRoy
Jessie Wuellner

Honorable Mention All-OVC Selection

1999 Jen Unrein
2000 Jen Cross
2001 Erika Todd

OVC All-Newcomer Team Selections

2005 Casey Kraft
Lindsay Pickering
2006 Courtney Alexander
2007 Vanessa Hart
Ashley Runion
2008 Mabel Velarde
2009 Hayley Abbott
Bobbi Jo Schlick
2010 Ashton Aubuchon
Lauren Bozesky
2011 Jessie Crabtree
Erin Schulman
2012 Renee Kertz
Paige Luehmann
2013 Breana Beine
Natasha Minor

Christina Rohde
2014 Kindra Lierz
Valeria Jaramillo
2015 Angie Mann
Lauren Kaempfe
2016 Esmie Gonzales
2017 Lexi Grote
2018 Bailey Redden
Morgan McCourt
2019 Hailey Block

OVC All-Tournament Team

1999 Beth Guccione
Nichole Thiele
2001 Katie Huelsing
Diana Poovey
Julie Wunderlich
Jenny Hamilton
Megan Hejlek
Erin Slattery
2003 Laura Hauskins
Marla Gianino
2005 Erin Hartmann
Megan Hejlek
2006 Casey Kraft (MVP)
Lindsay Pickering
Margie Schaeffler
Jessi Wuellner
2007 Ashley Runion (MVP)
Vanessa Hart
Alaina Lacopo
Lindsay Pickering
2010 Nikki Edwards
Ashley Runion
2011 Hayley Abbott
Shona Goodwin
2012 Torey Byrd
Amy Harrington
2014 Kasey Crowden
Paige Luehmann
2015 Jennifer Antonacci
Kaitlin Kuznacic
Kindra Lierz

#LETSSOAR





1999

4-8-1 Overall • 1-3-1 OVC (t-3rd)

H: 2-1-0 A: 1-7-1 N: 1-0-0

Head Coach: Heather Nelson

Aug. 27	Drury	A	L	2-3 ^{OT}
Aug. 29	Missouri St.	A	L	1-5
Sept. 6	Illinois St.	A	L	0-4
Sept. 19	Western Illinois	A	L	1-2 ^{OT}
Sept. 24	Tennessee Tech*	A	L	0-2
Sept. 26	Middle Tennessee*	A	T	1-1 ^{2OT}
Oct. 3	Morehead State*	H	W	2-1
Oct. 10	Tennessee Tech*	H	L	0-1
Oct. 19	UT Martin	H	W	3-1
Oct. 23	Ark.-Little Rock	A	W	1-0 ^{2OT}
Oct. 31	Eastern Illinois*	A	L	0-4
Nov. 5	Morehead St.#	N	W	2-0
Nov. 6	Eastern Illinois#	A	L	1-2 ^{OT}

#-OVC Tournament (Charleston, Ill.)

Leading Scorer: Nichole Thiele

2000

10-6-1 Overall • 2-3-0 OVC (3rd)

H: 4-3-1 A: 4-2-0 N: 2-1-0

Head Coach: Heather Nelson

Aug. 25	Northern Iowa	H	T	1-1 ^{2OT}
Sept. 1	Western Illinois	N	W	4-1
Sept. 3	Youngstown St.	N	W	9-0
Sept. 8	Drury	H	L	1-2
Sept. 11	Arkansas St.	A	W	5-0
Sept. 17	Western Illinois	H	W	3-2 ^{OT}
Sept. 22	Missouri St.	H	L	0-3
Sept. 29	Tennessee Tech*	A	L	0-2
Oct. 3	Murray St.*	A	L	0-2
Oct. 6	Morehead St.*	A	W	2-0
Oct. 8	Georgetown Coll.	A	W	4-0
Oct. 13	Eastern Illinois*	H	L	1-3
Oct. 15	Central Arkansas	A	W	5-0
Oct. 17	UT Martin*	H	W	2-0
Oct. 21	Middle Tennessee	H	W	2-0
Oct. 23	Lipscomb	H	W	4-0
Oct. 27	Morehead St.#	N	L	1-2

#-OVC Tournament (Charleston, Ill.)

Leading Scorer: Erika Todd

2001

16-2-0 Overall • 5-0-0 OVC (1st)

H: 10-1-0 A: 5-1-0 N: 1-0-0

Head Coach: Heather Nelson

Aug. 31	Belmont	H	W	3-0
Sept. 2	Jacksonville St.	H	W	4-0
Sept. 7	Ark.-Little Rock	H	W	3-0
Sept. 9	Central Arkansas	H	W	4-0
Sept. 20	Arkansas St.	H	W	1-0
Sept. 23	Creighton	H	W	1-0
Sept. 28	Tulsa	A	W	3-2
Sept. 30	Oral Roberts	A	W	3-2

Oct. 5	Eastern Illinois*	A	W	1-0
Oct. 7	Western Illinois	A	L	1-2
Oct. 13	Tennessee Tech*	H	W	2-0
Oct. 19	Morehead St.*	H	W	7-0
Oct. 21	Lipscomb	A	W	5-0
Oct. 24	UT Martin*	A	W	2-0
Oct. 25	Creighton(St. Louis)	N	W	2-1 ^{OT}
Nov. 4	Murray St.*	H	W	4-0
Nov. 9	Murray St.#	H	W	2-0
Nov. 11	Eastern Illinois#	H	L	0-1

#-OVC Tournament (Cape Girardeau, Mo.)

Leading Scorer: Marla Gianino

2002

14-4-2 Overall • 6-0-0 OVC (1st)

H: 8-2-1 A: 6-2-1 N: 0-0-0

Head Coach: Heather Nelson

Aug. 30	Indiana St.	H	W	2-0
Sept. 1	Belmont	H	W	8-0
Sept. 6	Arkansas	A	L	1-2
Sept. 8	Missouri St.	A	W	3-0
Sept. 13	Arkansas St.	A	W	2-0
Sept. 15	Indiana	H	L	0-2
Sept. 19	Kentucky	A	W	2-1
Sept. 22	Oral Roberts	H	W	3-0
Sept. 27	Drake	A	T	0-0 ^{2OT}
Sept. 29	Creighton	A	L	1-2
Oct. 3	Eastern Illinois*	H	W	1-0
Oct. 7	Memphis	H	L	1-2
Oct. 11	Tennessee Tech*	A	W	2-1
Oct. 12	Lipscomb	H	W	3-0
Oct. 18	Morehead St.*	A	W	3-1
Oct. 25	Austin Peay*	H	W	2-0
Oct. 27	UT Martin*	H	W	3-0
Oct. 30	Murray St.*	A	W	2-1 ^{OT}
Nov. 8	Tennessee Tech#	H	W	2-1
Nov. 10	Eastern Illinois#	H	T	2-2 ^{OT}

#-OVC Tournament (Cape Girardeau, Mo.)

Leading Scorer: Erika Todd

2003

10-5-5 Overall • 4-3-1 OVC (5th)

H: 5-2-2 A: 5-3-3 N: 0-0-0

Head Coach: Heather Nelson

Aug. 29	Ohio	H	W	2-1
Aug. 31	Oakland	H	T	0-0 ^{2OT}
Sept. 5	Auburn	A	L	0-2
Sept. 9	Memphis	A	T	1-1
Sept. 12	IUPUI	H	W	4-1
Sept. 14	Missouri St.	H	W	2-1 ^{OT}
Sept. 18	Evansville	A	W	1-0
Sept. 21	Indiana St.	A	T	0-0 ^{2OT}
Sept. 23	Austin Peay*	H	W	5-0
Sept. 28	Ole Miss	A	L	0-5
Oct. 3	Louisville	A	W	3-1
Oct. 5	Morehead St.*	A	W	1-0

Oct. 10	Samford*	H	L	0-1
Oct. 12	Jacksonville St.*	H	T	0-0 ^{2OT}
Oct. 17	UT Martin*	A	W	2-1
Oct. 19	Murray St.*	A	L	0-1 ^{OT}
Oct. 24	Eastern Illinois*	H	L	0-3
Oct. 31	Tennessee Tech*	H	W	2-1
Nov. 4	UT Martin#	A	W	2-0
Nov. 7	Samford#	A	T	0-0 ^{2OT}

#-OVC Tournament (Birmingham, Ala.)

Leading Scorers: Beard, Poovey, Slattery

2004

11-6-2 Overall • 3-3-2 OVC (t-5th)

H: 10-3-0 A: 1-3-2 N: 0-0-0

Head Coach: Heather Nelson

Aug. 27	Arkansas	H	W	3-2
Aug. 29	Evansville	H	W	1-0
Sept. 3	#14 Illinois	H	L	0-2
Sept. 5	Xavier	H	W	3-2
Sept. 12	Northwestern	A	L	0-1 ^{2OT}
Sept. 17	Air Force	H	W	2-1
Sept. 19	Arkansas St.	H	W	4-0
Sept. 24	Tennessee Tech*	A	T	2-2 ^{2OT}
Sept. 26	Austin Peay*	A	W	1-0
Oct. 3	Morehead St.*	H	W	2-1
Oct. 8	Samford*	H	L	0-1
Oct. 10	Jacksonville St.*	A	T	0-0 ^{2OT}
Oct. 15	UT Martin*	H	W	1-0
Oct. 17	Murray St.*	H	L	0-1 ^{2OT}
Oct. 22	Eastern Illinois*	A	L	1-2 ^{2OT}
Oct. 24	Texas Tech	H	W	2-1
Oct. 28	SIU Edwardsville	H	W	1-0
Oct. 31	Alabama A&M	H	W	1-0
Nov. 2	Murray St.#	A	L	0-1

#-OVC Tournament (Murray, Ky.)

Leading Scorer: Molli Beard

2005

13-6-1 Overall • 5-3-1 OVC (t-3rd)

H: 10-2-1 A: 3-4-0 N: 0-0-0

Head Coach: Heather Nelson

Aug. 28	IUPUI	H	W	2-0
Sept. 2	Saint Louis	H	L	0-1
Sept. 5	SIU Edwardsville	H	W	3-0
Sept. 10	Ark.-Pine Bluff	A	W	11-0
Sept. 16	Evansville	A	L	0-1
Sept. 18	Iowa	H	W	2-1
Sept. 23	Eastern Illinois*	H	T	0-0 ^{2OT}
Sept. 25	Memphis	H	W	1-0 ^{2OT}
Sept. 30	Austin Peay*	H	W	4-0
Oct. 2	Tennessee Tech*	H	W	1-0 ^{2OT}
Oct. 7	Morehead St.*	A	L	0-2
Oct. 9	Eastern Kentucky*	A	W	1-0
Oct. 14	Jacksonville St.*	H	W	2-1
Oct. 16	Samford*	H	L	1-3
Oct. 21	Murray St.*	A	W	2-1 ^{OT}





RECORDS

ALL-TIME RESULTS

Oct. 23	UT Martin*	A	L	0-1
Oct. 26	Ark.-Little Rock	H	W	3-0
Oct. 28	South Dakota St.	H	W	2-0
Nov. 1	Jacksonville St.#	H	W	1-0
	(Cape Girardeau, Mo.)			
Nov. 4	Eastern Illinois#	A	L	0-1

#-OVC Tournament (Charleston, Ill.)
Leading Scorer: Lisa Schweppe

2006

10-8-2 Overall • 4-3-2 OVC (4th)

H: 7-1-1 A: 2-6-1 N: 1-1-0

Head Coach: Heather Nelson

Aug. 25	Ark.-Little Rock	H	W	1-0
Sept. 3	Missouri St.	H	L	0-1
Sept. 8	DePaul	A	L	2-3
Sept. 10	Troy	H	W	3-0
Sept. 14	Memphis	A	L	0-2
Sept. 16	Ark.-Pine Bluff	H	W	12-0
Sept. 18	Saint Louis	A	L	1-2
Sept. 24	UT Martin*	H	W	1-0
Sept. 26	Murray St.*	H	W	2-0
Sept. 29	Eastern Illinois*	A	L	1-2
Oct. 6	Austin Peay*	A	L	1-2 ^{OT}
Oct. 8	Tennessee Tech*	A	W	5-1
Oct. 13	Morehead St.*	H	T	0-0 ^{OT}
Oct. 15	Eastern Kentucky*	H	W	2-0
Oct. 21	Jacksonville St.*	A	L	0-2
Oct. 22	Samford*	A	T	0-0 ^{OT}
Oct. 31	Austin Peay#	H	W	3-0
	(Cape Girardeau, Mo.)			
Nov. 3	Samford#	A	W	3-2 ^{OT}
Nov. 5	Morehead St.#	N	W	2-0
Nov. 10	#17 Illinois\$	N	L	0-2

#-OVC Tournament (Birmingham, Ala.)
\$-NCAA Tournament (St. Louis, Mo.)
Leading Scorer: Courtney Alexander

2007

12-2-4 Overall • 8-0-1 OVC (1st)

H: 9-0-1 A: 2-2-3 N: 1-0-0

Head Coach: Heather Nelson

Aug. 31	Northwestern St.	H	W	1-0
Sept. 2	Missouri St.	A	L	0-1
Sept. 9	DePaul	H	W	4-1
Sept. 11	Evansville	A	T	1-1 ^{OT}
Sept. 14	Saint Louis	A	L	1-3
Sept. 16	Air Force	N	W	2-0
Sept. 28	Morehead St.*	A	W	3-2
Sept. 30	Eastern Kentucky*	A	W	9-0
Oct. 5	Austin Peay*	H	W	2-0
Oct. 7	Tennessee Tech*	H	W	3-0
Oct. 12	Eastern Illinois*	H	W	4-2
Oct. 19	Murray St.*	H	W	3-2
Oct. 21	UT Martin*	A	T	0-0 ^{OT}
Oct. 26	Jacksonville St.*	H	W	1-0

Oct. 28	Samford*	H	W	1-0 ^{OT}
Nov. 9	UT Martin#	H	W	1-0
Nov. 11	Samford#	H	T	1-1 ^{OT}
Nov. 16	#23 Missouri\$	A	T	1-1 ^{OT}

#-OVC Tournament (Cape Girardeau, Mo.)

\$-OVC Tournament (Columbia, Mo.)

Leading Scorer: Ashley Runion

2008

2-9-3 Overall • 1-5-2 OVC (9th)

H: 0-4-3 A: 2-4-0 N: 0-1-0

Head Coach: Heather Nelson

Aug. 29	Missouri St.	H	L	0-1
Sept. 7	Army (St. Louis, Mo.)	N	L	0-2
Sept. 13	SIU Edwardsville	H	L	0-1
Sept. 19	Northern Illinois	A	L	0-1
Sept. 22	Evansville	H	T	1-1 ^{OT}
Sept. 26	Murray St.*	H	L	0-1
Sept. 28	UT Martin*	H	T	1-1 ^{OT}
Oct. 3	Jacksonville St.*	A	L	1-2
Oct. 5	Alabama A&M	A	W	2-1
Oct. 10	Morehead St.*	H	T	0-0 ^{OT}
Oct. 12	Eastern Kentucky*	H	L	0-1
Oct. 17	Austin Peay*	A	W	2-0
Oct. 19	Tennessee Tech*	A	L	1-2
Oct. 26	Eastern Illinois*	A	L	1-2

Leading Scorer: Casey Kraft

2009

8-7-3 Overall • 2-3-3 OVC (t-6th)

H: 6-1-2 A: 1-5-1 N: 1-1-0

Head Coach: Heather Nelson

Aug. 21	Indiana St.	H	W	1-0
Aug. 23	Evansville	H	L	0-1
Aug. 28	Alabama A&M	H	W	10-0
Aug. 30	Northern Illinois	H	W	1-0
Sept. 4	Western Michigan	N	L	1-2
Sept. 6	Kansas City	N	W	3-1
Sept. 11	Northwestern St.	A	L	0-2
Sept. 13	Western Kentucky	H	W	2-0
Sept. 25	Washington (Mo.)	A	L	1-4
Sept. 27	Eastern Illinois*	H	T	1-1 ^{OT}
Oct. 2	Austin Peay*	H	T	0-0 ^{OT}
Oct. 11	UT Martin*	A	L	1-2
Oct. 16	Jacksonville St.*	H	W	1-0
Oct. 18	Tennessee Tech*	H	W	1-0
Oct. 23	Morehead St.*	A	T	1-1 ^{OT}
Oct. 25	Eastern Kentucky*	A	L	0-1
Oct. 29	Murray St.*	A	L	0-1
Oct. 30	SIU Edwardsville	A	W	1-0

Leading Scorer: Bobbi Jo Schlick

2010

8-9-1 Overall • 4-3-1 OVC (t-2nd)

H: 4-4-1 A: 3-3-0 N: 1-2-0

Head Coach: Heather Nelson

Aug. 22	Belmont	H	W	2-1 ^{OT}
Aug. 27	Alabama A&M	N	W	9-1
Aug. 29	South Florida	N	L	0-4
Sept. 1	Washington (Mo.)	H	W	1-0
Sept. 5	Ball St.	H	L	2-3 ^{OT}
Sept. 10	Stetson	H	L	2-3
Sept. 17	Western Kentucky	A	L	0-1
Sept. 19	Arkansas St.	A	W	1-0
Sept. 24	Jacksonville St.*	A	L	1-2
Sept. 26	Austin Peay*	A	W	1-0
Oct. 3	Eastern Illinois*	H	W	1-0
Oct. 8	Eastern Kentucky*	H	W	1-0
Oct. 10	Morehead St.*	H	L	0-3
Oct. 15	Tennessee Tech*	A	L	0-1
Oct. 22	Murray St.*	A	W	2-1
Oct. 24	UT Martin*	H	T	0-0 ^{OT}
Oct. 27	Quincy	H	L	0-2
Nov. 5	Austin Peay#	N	L	1-3

#-OVC Tournament (Morehead, Ky.)

Leading Scorer: Ashley Runion

2011

12-6-1 Overall • 8-1-0 OVC (1st)

H: 5-3-0 A: 6-3-1 N: 1-0-0

Head Coach: Heather Nelson

Aug. 19	Illinois St.	A	W	3-2
Aug. 21	Iowa	A	L	1-2
Aug. 28	Arkansas St.	H	W	4-0
Sept. 2	Evansville	A	W	3-0
Sept. 9	Butler	N	W	1-0
Sept. 11	Kentucky	A	L	0-2
Sept. 16	Saint Louis	A	T	0-0 ^{OT}
Sept. 23	Austin Peay*	A	W	3-1
Sept. 26	Murray St.*	A	W	3-0
Sept. 30	Eastern Illinois*	H	W	1-0
Oct. 2	SIU Edwardsville*	H	W	4-0
Oct. 7	Morehead St.*	A	L	1-2
Oct. 9	Eastern Kentucky*	A	W	1-0
Oct. 14	UT Martin*	A	W	2-1
Oct. 16	Iowa St.	H	L	0-2
Oct. 21	UT Martin*	H	L	1-2 ^{OT}
Oct. 28	Jacksonville St.*	H	W	3-0
Oct. 30	Tennessee Tech*	H	W	3-0
Nov. 4	Morehead St.#	H	L	1-2

#-OVC Tournament (Cape Girardeau, Mo.)

Leading Scorer: Jessie Crabtree

2012

7-10-4 Overall • 5-3-2 OVC (4th)

H: 4-3-3 A: 2-7-1 N: 1-0-0

Head Coach: Heather Nelson

Aug. 17	Illinois St.	H	L	1-2
Aug. 19	Saint Louis	H	T	0-0 ^{OT}
Aug. 24	Kansas City	H	L	0-1
Aug. 26	Drake	H	W	2-1





Aug. 31	Louisville	A	L	0-4
Sept. 2	Kentucky	A	L	0-1
Sept. 8	Nebraska	A	L	0-4
Sept. 11	Evansville	H	T	0-0 ^{20T}
Sept. 14	Memphis	A	L	0-5
Sept. 25	UT Martin*	H	T	1-1 ^{20T}
Sept. 28	Murray St.*	H	W	6-0
Sept. 30	Austin Peay*	H	L	0-1
Oct. 5	SIU Edwardsville*	A	L	0-1
Oct. 7	Eastern Illinois*	A	L	2-3 ^{20T}
Oct. 12	Eastern Kentucky*	H	W	1-0 ^{OT}
Oct. 14	Morehead St.*	H	W	2-1
Oct. 19	Belmont*	A	T	0-0 ^{20T}
Oct. 26	Tennessee Tech*	A	W	5-1
Oct. 28	Jacksonville St.*	A	W	1-0
Nov. 1	Belmont#	N	W	1-0
Nov. 2	UT Martin#	A	L	0-1

#-OVC Tournament (Martin, Tenn.)

Leading Scorer: Torey Byrd

2013

8-7-3 Overall • 6-2-2 OVC (3rd)

H: 6-0-1 A: 2-6-2 N: 0-1-0

Head Coach: Heather Nelson

Aug. 23	Nebraska	A	L	0-4
Aug. 25	Kansas City	A	L	1-2
Aug. 30	Missouri	A	L	0-4
Sept. 6	Arkansas St.	H	T	0-0 ^{20T}
Sept. 13	Illinois St.	A	L	0-4
Sept. 15	Drake	A	W	2-1 ^{OT}
Sept. 27	Murray St.*	A	W	1-0
Sept. 29	Austin Peay*	A	T	1-1 ^{20T}
Oct. 4	Lindenwood	H	W	2-0
Oct. 6	Jacksonville St.*	H	W	2-0
Oct. 11	Eastern Kentucky*	A	T	0-0 ^{20T}
Oct. 13	Morehead St.*	A	L	2-5
Oct. 18	Belmont*	H	W	2-1 ^{OT}
Oct. 20	Tennessee Tech*	H	W	1-0
Oct. 25	SIU Edwardsville*	H	W	1-0
Oct. 27	Eastern Illinois*	H	W	4-0
Nov. 1	UT Martin*	A	L	0-1 ^{20T}
Nov. 7	Austin Peay#	N	L	0-1

#-OVC Tournament (Martin, Tenn.)

Leading Scorers: Natasha Minor, Erin Shulman

2014

11-6-0 Overall • 8-2-0 OVC (1st)

H: 4-4-0 A: 6-2-0 N: 1-0-0

Head Coach: Heather Nelson

Aug. 29	Missouri-St. Louis	H	W	2-0
Sept. 5	UC Davis	N	W	2-0
Sept. 7	Northern Colorado	A	L	0-1
Sept. 12	Illinois St.	H	L	0-3
Sept. 17	Evansville	A	L	0-1
Sept. 19	Arkansas St.	A	W	3-0
Sept. 26	Eastern Illinois*	A	W	4-0

Oct. 3	UT Martin*	H	L	1-2
Oct. 5	Murray St.*	H	W	2-1
Oct. 10	Austin Peay*	H	L	0-10T
Oct. 12	Belmont*	A	W	1-0
Oct. 17	Eastern Kentucky*	H	W	1-0
Oct. 19	Morehead St.*	H	W	2-1
Oct. 24	Tennessee Tech*	A	W	2-0
Oct. 26	Jacksonville St.*	A	W	3-0
Oct. 31	SIU Edwardsville*	A	W	2-1
Nov. 7	Jacksonville St.#	H	L	0-1

#-OVC Tournament (Cape Girardeau, Mo.)

Leading Scorer: Natasha Minor

2015

9-6-7 Overall • 3-2-5 OVC (5th)

H: 4-1-4 A: 3-5-3 N: 2-0-0

Head Coach: Heather Nelson

Aug. 21	Missouri S&T	A	W	2-0
Aug. 23	Northern Iowa	H	T	3-3 ^{20T}
Aug. 28	Evansville	H	W	1-0
Aug. 30	Northern Colorado	H	L	0-1
Sept. 7	Louisville	A	L	0-2
Sept. 11	Florida Atlantic	A	L	0-2
Sept. 13	Lynn	A	W	5-3
Sept. 18	Arkansas St.	H	W	1-0
Sept. 20	Union	A	W	2-0
Sept. 25	SIU Edwardsville*	H	T	0-0 ^{20T}
Sept. 27	Eastern Illinois*	H	W	5-0
Oct. 2	Austin Peay*	A	L	0-2
Oct. 4	Murray St.*	A	L	1-4
Oct. 8	Eastern Kentucky*	N	W	1-0 ^{OT}
Oct. 16	Belmont*	H	T	1-1 ^{20T}
Oct. 18	Jacksonville St.*	H	W	1-0
Oct. 22	Morehead St.*	A	T	2-2 ^{20T}
Oct. 25	Tennessee Tech*	H	T	0-0 ^{20T}
Oct. 29	UT Martin*	A	T	0-0 ^{20T}
Nov. 1	Jacksonville St.\$	A	T	1-1 ^{20T}
Nov. 6	Tennessee Tech\$	N	W	2-0
Nov. 8	Murray St.#	A	L	0-1 ^{OT}

\$-OVC Tournament (Jacksonville, Ala.)

#-OVC Tournament (Murray, Ky.)

Leading Scorer: Angie Mann

2016

9-6-4 Overall • 3-4-3 OVC (7th)

H: 5-1-2 A: 4-5-2 N: 0-0-0

Head Coach: Heather Nelson

Aug. 19	Tennessee	A	W	1-0
Aug. 21	Illinois Springfield	H	W	3-1
Aug. 25	Green Bay	A	W	1-0 ^{OT}
Aug. 28	Milwaukee	A	W	1-0
Sept. 4	Evansville	A	T	0-0 ^{20T}
Sept. 7	Union	H	W	4-1
Sept. 11	Florida Atlantic	H	W	1-0
Sept. 14	Kentucky	A	L	2-3
Sept. 18	Missouri St.	A	L	0-1

Sept. 23	Eastern Illinois*	A	W	1-0
Sept. 25	SIU Edwardsville*	A	L	0-2
Sept. 30	Murray St.*	H	T	2-2 ^{20T}
Oct. 2	Austin Peay*	H	T	1-1 ^{20T}
Oct. 7	Jacksonville St.*	A	L	1-2 ^{20T}
Oct. 9	Belmont*	A	T	0-0 ^{20T}
Oct. 14	Tennessee Tech*	A	L	0-1
Oct. 16	Eastern Kentucky*	H	L	1-2 ^{OT}
Oct. 23	Morehead St.*	H	W	3-1
Oct. 27	UT Martin*	H	W	4-1

Leading Scorer: Natasha Minor

2017

8-8-4 Overall • 4-3-3 OVC (5th)

H: 5-3-0 A: 2-5-4 N: 1-0-0

Head Coach: Heather Nelson

Aug. 18	Evansville	A	W	2-0
Aug. 20	Illinois-Springfield	H	W	3-0
Aug. 25	Milwaukee	H	L	0-1
Aug. 27	Green Bay	H	W	2-0
Sept. 1	Missouri St.	A	L	0-2
Sept. 4	Louisville	H	L	0-1
Sept. 8	Mississippi St.	A	L	1-3
Sept. 15	Tennessee Tech*	H	W	1-0 ^{OT}
Sept. 17	UT Martin*	A	L	0-1
Sept. 22	Morehead St.*	A	T	1-1 ^{20T}
Sept. 24	Eastern Kentucky*	A	T	1-1 ^{20T}
Sept. 28	Murray St.*	A	L	0-1
Oct. 6	Austin Peay*	A	T	1-1 ^{20T}
Oct. 8	Belmont*	H	L	2-4
Oct. 13	Eastern Illinois*	A	W	3-0
Oct. 15	SIU Edwardsville*	H	W	4-1
Oct. 22	Jacksonville St.*	H	W	1-0
Oct. 27	Austin Peay\$	N	W	2-1
Oct. 29	Belmont\$ ^{PK}	A	T	0-0
Nov. 3	Murray St.#	A	L	0-1

\$-OVC Tournament (Nashville, Tenn.)

#-OVC Tournament (Murray, Ky.)

Leading Scorer: Esmie Gonzales

2018

5-8-5 Overall • 3-4-3 OVC (7th)

H: 4-4-1 A: 1-3-3 N: 0-1-1

Head Coach: Heather Nelson

Aug. 16	Evansville	H	L	1-2
Aug. 21	Missouri St.	H	L	0-1
Aug. 24	Illinois-Springfield	H	W	3-0
Aug. 31	Arizona	N	L	0-5
Sept. 2	Arizona St.	A	L	0-4
Sept. 9	Oral Roberts	H	W	1-0
Sept. 13	Murray St.*	H	L	1-4
Sept. 16	UT Martin*	H	L	0-1
Sept. 23	Jacksonville St.*	A	L	0-1 ^{OT}
Sept. 27	Eastern Kentucky*	H	T	1-1 ^{20T}
Sept. 30	Morehead St.*	H	W	2-0
Oct. 5	Tennessee Tech*	A	T	0-0 ^{20T}





RECORDS

SERIES HISTORY

Oct. 11	Eastern Illinois*	A	W	1-0 ^{OT}
Oct. 14	SIU Edwardsville*	A	T	1-1 ^{2OT}
Oct. 18	Belmont*	A	L	1-2 ^{2OT}
Oct. 21	Austin Peay*	H	W	2-1
Oct. 26	Belmont# ^{PK}	N	T	0-0 ^{3OT}
Oct. 28	Eastern Illinois# ^{PK}	A	T	1-1 ^{3OT}

#-OVC Tournament (Charleston, Ill.)
Leading Scorer: Esmie Gonzales

2019

11-5-1 Overall • 8-1-1 OVC (1st)

H: 7-1-0 A: 4-4-1 N: 0-0-0

Head Coach: Heather Nelson


Aug. 25	Southern Miss	H	W	3-2
Aug. 29	Ole Miss	A	L	0-2
Sept. 1	Arkansas	A	L	0-5
Sept. 6	Evansville	A	W	2-1
Sept. 15	Arkansas St.	A	L	0-1
Sept. 20	Belmont*	H	W	2-1
Sept. 21	Eastern Illinois*	H	W	1-0
Sept. 27	Austin Peay*	A	W	2-1
Sept. 29	Murray St.*	A	L	0-5
Oct. 3	SIU Edwardsville*	H	W	2-1 ^{2OT}
Oct. 5	Southern Illinois	H	W	2-0
Oct. 11	Eastern Kentucky*	A	W	1-0
Oct. 13	Morehead St.*	A	W	5-1
Oct. 20	UT Martin*	A	T	2-2 ^{2OT}
Oct. 25	Jacksonville St.*	H	W	2-0
Oct. 27	Tennessee Tech*	H	W	3-2
Nov. 8	SIU Edwardsville#	H	L	1-2

#-OVC Tournament (Cape Girardeau, Mo.)
Leading Scorer: Hailey Block

SERIES RECORDS vs OPPONENTS

Air Force	2-0-0	Lynn University	1-0-0
Alabama A&M	4-0-0	Memphis	1-3-1
Arizona	0-1-0	Middle Tennessee State	1-0-1
Arizona State	0-1-0	Mississippi State	0-1-0
Arkansas	1-2-0	Missouri	0-1-1
Arkansas-Little Rock	4-0-0	Missouri-Kansas City	1-2-0
Arkansas-Pine Bluff	2-0-0	Missouri S&T	1-0-0
Arkansas State	8-1-1	Missouri State	2-8-0
Army	0-1-0	Missouri-St. Louis	1-0-0
Auburn	0-1-0	Morehead State	13-6-5
Austin Peay	12-6-4	Murray State	11-12-1
Ball State	0-1-0	Nebraska	0-2-0
Belmont	7-2-5	Northern Colorado	0-2-0
Butler	1-0-0	Northern Illinois	1-1-0
Central Arkansas	2-0-0	Northern Iowa	0-0-2
Creighton	2-1-0	Northwestern	0-1-0
DePaul	1-1-0	Northwestern State	1-1-0
Drake	2-0-1	Oakland	0-0-1
Drury	0-2-0	Ohio	1-0-0
Eastern Illinois	12-10-4	Ole Miss	0-2-0
Eastern Kentucky	9-3-3	Oral Roberts	3-0-0
Evansville	6-4-4	Quincy	0-1-0
Florida Atlantic	1-1-0	SIU Edwardsville	8-4-2
Georgetown College	1-0-0	Saint Louis	0-3-2
Illinois	0-2-0	Samford	2-3-3
Illinois-Springfield	3-0-0	South Dakota State	1-0-0
Illinois State	1-4-0	South Florida	0-1-0
Indiana	0-1-0	Southern Illinois	1-0-0
Indiana State	2-0-1	Southern Mississippi	1-0-0
Iowa	1-1-0	Stetson	0-1-0
Iowa State	0-1-0	Tennessee	1-0-0
IUPUI	2-0-0	Tennessee Tech	15-6-3
Jacksonville State	12-6-3	Texas Tech	1-0-0
Kentucky	1-3-0	Troy	1-0-0
Lindenwood	1-0-0	Tulsa	1-0-0
Lipscomb	3-0-0	UC Davis	1-0-0
Louisville	1-3-0	Union	2-0-0

#LETSSOAR



Torey Byrd

2020-21 SOUTHEAST MISSOURI SOCCER





Air Force

2-0-0

Air Force Academy, Co.

H: 1-0-0 A: 0-0-0 N: 1-0-0

Sept. 17, 2004	Cape Girardeau, Mo.	W, 2-1
Sept. 16, 2007	St. Louis, Mo.	W, 2-0

Alabama A&M

4-0-0

Normal, Ala.

H: 2-0-0 A: 1-0-0 N: 1-0-0

Oct. 31, 2004	Cape Girardeau, Mo.	W, 1-0
Oct. 5, 2008	Normal, Ala.	W, 2-1
Aug. 28, 2009	Cape Girardeau, Mo.	W, 10-0
Aug. 27, 2010	Murray, Ky.	W, 9-1

Arizona

0-1-0

Tucson, Ariz.

H: 0-0-0 A: 0-0-0 N: 0-1-0

Aug. 31, 2018	Tempe, Ariz.	L, 0-5
---------------	--------------	--------

Arizona State

0-1-0

Tempe, Ariz.

H: 0-0-0 A: 0-1-0 N: 0-0-0

Sept. 2, 2018	Tempe, Ariz.	L, 0-4
---------------	--------------	--------

Arkansas

1-2-0

Fayetteville, Ark.

H: 1-0-0 A: 0-1-0 N: 0-1-0

Sept. 6, 2002	Fayetteville, Ark.	L, 1-2
Aug. 27, 2004	Cape Girardeau, Mo.	W, 3-2
Sept. 1, 2019	Oxford, Miss.	L, 0-5

Arkansas-Little Rock

4-0-0

Little Rock, Ark.

H: 3-0-0 A: 1-0-0 N: 0-0-0

Oct. 23, 1999	Little Rock, Ark.	W, 1-0 ^{OT}
Sept. 8, 2001	Cape Girardeau, Mo.	W, 3-0
Oct. 26, 2005	Cape Girardeau, Mo.	W, 3-0
Aug. 25, 2006	Cape Girardeau, Mo.	W, 1-0

Arkansas-Pine Bluff

2-0-0

Pine Bluff, Ark.

H: 1-0-0 A: 0-0-0 N: 1-0-0

Sept. 10, 2005	Pine Bluff, Ark.	W, 11-0
Sept. 16, 2006	Cape Girardeau, Mo.	W, 12-0

Arkansas State

2-0-0

Jonesboro, Ark.

H: 1-0-0 A: 0-0-0 N: 1-0-0

Sept. 11, 2000	Jonesboro, Ark.	W, 5-0
Sept. 20, 2001	Cape Girardeau, Mo.	W, 1-0
Sept. 13, 2002	Jonesboro, Ark.	W, 2-0

Sept. 19, 2004	Cape Girardeau, Mo.	W, 4-0
Sept. 19, 2010	Jonesboro, Ark.	W, 1-0
Aug. 28, 2011	Cape Girardeau, Mo.	W, 4-0
Sept. 6, 2013	Cape Girardeau, Mo.	T, 0-0 ^{2OT}
Sept. 19, 2014	Jonesboro, Ark.	W, 3-0
Sept. 18, 2015	Cape Girardeau, Mo.	W, 1-0
Sept. 15, 2019	Jonesboro, Ark.	L, 0-1

Army

0-1-0

Leavenworth, Kan.

H: 0-0-0 A: 0-0-0 N: 0-1-0

Sept. 7, 2008	St. Louis, Mo.	L, 0-2
---------------	----------------	--------

Auburn

0-1-0

Auburn, Ala.

H: 0-0-0 A: 0-1-0 N: 0-0-0

Sept. 5, 2003	Auburn, Ala.	L, 0-2
---------------	--------------	--------

Austin Peay

12-6-4

Clarksville, Tenn.

H: 6-2-2 A: 5-2-2 N: 1-2-0

Oct. 25, 2002	Cape Girardeau, Mo.	W, 2-0
Sept. 23, 2003	Cape Girardeau, Mo.	W, 5-0
Sept. 26, 2004	Clarksville, Tenn.	W, 1-0
Sept. 30, 2005	Cape Girardeau, Mo.	W, 4-0
Oct. 6, 2006	Clarksville, Tenn.	L, 2-1 ^{OT}
Oct. 31, 2007	Cape Girardeau, Mo.	W, 3-0
Oct. 5, 2007	Cape Girardeau, Mo.	W, 2-0
Oct. 17, 2008	Clarksville, Tenn.	W, 2-0
Oct. 2, 2009	Cape Girardeau, Mo.	T, 0-0 ^{2OT}
Sept. 26, 2010	Clarksville, Tenn.	W, 1-0
Nov. 5, 2010	Murray, Ky.#	L, 0-1
Sept. 23, 2011	Clarksville, Tenn.	T, 1-1 ^{2OT}
Sept. 30, 2012	Cape Girardeau, Mo.	L, 0-1
Sept. 29, 2013	Clarksville, Tenn.	T, 1-1 ^{2OT}
Nov. 7, 2013	Martin, Tenn.#	L, 0-1
Oct. 10, 2014	Cape Girardeau, Mo.	L, 0-1 ^{OT}
Oct. 2, 2015	Clarksville, Tenn.	L, 0-2
Oct. 2, 2016	Cape Girardeau, Mo.	T, 1-1 ^{2OT}
Oct. 6, 2017	Clarksville, Tenn.	T, 1-1 ^{2OT}
Oct. 27, 2017	Nashville, Tenn.#	W, 2-1
Oct. 21, 2018	Cape Girardeau, Mo.	W, 2-1
Sept. 27, 2019	Clarksville, Tenn.	W, 2-1

Ball State

0-1-0

Muncie, Ind.

H: 0-1-0 A: 0-0-0 N: 0-0-0

Sept. 5, 2010	Cape Girardeau, Mo.	L, 2-3 ^{2OT}
---------------	---------------------	-----------------------

Belmont

7-2-5

Nashville, Tenn.

H: 5-1-1 A: 1-1-2 N: 1-0-2

Aug. 31, 2001	Cape Girardeau, Mo.	W, 3-0
Sept. 1, 2002	Cape Girardeau, Mo.	W, 8-0

Aug. 22, 2010	Cape Girardeau, Mo.	W, 2-1 ^{2OT}
Oct. 19, 2012	Nashville, Tenn.	T, 0-0 ^{2OT}
Nov. 1, 2012	Martin, Tenn.#	W, 1-0
Oct. 18, 2013	Cape Girardeau, Mo.	W, 2-1 ^{OT}
Oct. 12, 2014	Nashville, Tenn.	W, 1-0
Oct. 16, 2015	Cape Girardeau, Mo.	T, 1-1 ^{2OT}
Oct. 19, 2016	Nashville, Tenn.	T, 0-0 ^{2OT}
Oct. 8, 2017	Cape Girardeau, Mo.	L, 2-4
Oct. 29, 2017	Nashville, Tenn.	T, 0-0 ^{2OT}
Oct. 18, 2018	Nashville, Tenn.	L, 1-2 ^{OT}
Oct. 26, 2018	Charleston, Ill.# ^{PK}	T, 0-0 ^{3OT}
Sept. 20, 2019	Cape Girardeau, Mo.	W, 2-1

Butler

1-0-0

Indianapolis, Ind.

H: 0-0-0 A: 0-0-0 N: 1-0-0

Sept. 9, 2011	Lexington, Ky.	W, 1-0
---------------	----------------	--------

Central Arkansas

2-0-0

Conway, Ark.

H: 1-0-0 A: 1-0-0 N: 0-0-0

Oct. 15, 2000	Conway, Ark.	W, 5-0
Sept. 9, 2001	Cape Girardeau, Mo.	W, 4-0

Creighton

2-1-0

Omaha, Neb.

H: 1-0-0 A: 0-1-0 N: 1-0-0

Sept. 23, 2001	Cape Girardeau, Mo.	W, 1-0
Oct. 26, 2001	St. Louis, Mo.	W, 2-1 ^{OT}
Sept. 29, 2002	Omaha, Neb.	L, 1-2

DePaul

1-1-0

Chicago, Ill.

H: 1-0-0 A: 0-1-0 N: 0-0-0

Sept. 8, 2006	Chicago, Ill.	L, 2-3
Sept. 9, 2007	Cape Girardeau, Mo.	W, 4-1

Drake

2-0-1

Des Moines, Iowa

H: 1-0-0 A: 1-0-1 N: 0-0-0

Sept. 27, 2002	Des Moines, Iowa	T, 0-0 ^{2OT}
Aug. 26, 2012	Cape Girardeau, Mo.	W, 2-1
Sept. 15, 2013	Des Moines, Iowa	W, 2-1 ^{OT}

Drury

0-2-0

Springfield, Mo.

H: 0-1-0 A: 0-1-0 N: 0-0-0

Aug. 27, 1999	Springfield, Mo.	L, 2-3 ^{OT}
Sept. 8, 2000	Cape Girardeau, Mo.	L, 1-2





RECORDS

SERIES HISTORY

Eastern Illinois

12-10-4

Charleston, Ill.

H: 7-3-3 A: 5-7-1 N: 0-0-0

Oct. 31, 1999	Charleston, Ill.	L, 0-4
Nov. 6, 1999	Charleston, Ill.#	L, 1-2
Oct. 13, 2000	Cape Girardeau, Mo.	L, 1-3
Oct. 5, 2001	Charleston, Ill.	W, 1-0
Nov. 11, 2001	Cape Girardeau, Mo.#	L, 0-1
Oct. 4, 2002	Cape Girardeau, Mo.	W, 1-0
Nov. 10, 2002	Cape Girardeau, Mo.#	T, 2-2 ^{20T}
Oct. 24, 2003	Cape Girardeau, Mo.	L, 0-3
Oct. 22, 2004	Charleston, Ill.	L, 1-2 ^{20T}
Sept. 23, 2005	Cape Girardeau, Mo.	T, 0-0 ^{20T}
Nov. 4, 2005	Charleston, Ill.#	L, 0-1
Sept. 29, 2006	Charleston, Ill.	L, 1-2
Oct. 12, 2007	Cape Girardeau, Mo.	W, 4-2
Oct. 26, 2008	Charleston, Ill.	L, 1-2
Sept. 27, 2009	Cape Girardeau, Mo.	T, 1-1 ^{20T}
Oct. 3, 2010	Cape Girardeau, Mo.	W, 1-0
Sept. 30, 2011	Cape Girardeau, Mo.	W, 1-0
Oct. 7, 2012	Charleston, Ill.	L, 2-3 ^{20T}
Oct. 27, 2013	Cape Girardeau, Mo.	W, 4-0
Sept. 26, 2014	Charleston, Ill.	W, 4-0
Sept. 27, 2015	Cape Girardeau, Mo.	W, 5-0
Sept. 23, 2016	Charleston, Ill.	W, 1-0
Oct. 13, 2017	Charleston, Ill.	W, 3-0
Oct. 11, 2018	Charleston, Ill.	W, 1-0 ^{OT}
Oct. 28, 2018	Charleston, Ill.#	T, 1-1 ^{30T}
Sept. 21, 2019	Cape Girardeau, Mo.	W, 1-0

Eastern Kentucky

9-3-3

Richmond, Ky.

H: 4-2-1 A: 4-1-2 N: 1-0-0

Oct. 9, 2005	Richmond, Ky.	W, 1-0
Oct. 15, 2006	Cape Girardeau, Mo.	W, 2-0
Sept. 30, 2007	Richmond, Ky.	W, 9-0
Oct. 12, 2008	Cape Girardeau, Mo.	L, 0-1
Oct. 25, 2009	Richmond, Ky.	L, 0-1
Oct. 8, 2010	Cape Girardeau, Mo.	W, 1-0
Oct. 9, 2011	Richmond, Ky.	W, 1-0
Oct. 12, 2012	Cape Girardeau, Mo.	W, 1-0 ^{OT}
Oct. 11, 2013	Richmond, Ky.	T, 0-0 ^{20T}
Oct. 17, 2014	Cape Girardeau, Mo.	W, 1-0
Oct. 8, 2015	Lexington, Ky.	W, 1-0 ^{OT}
Oct. 16, 2016	Cape Girardeau, Mo.	L, 1-2 ^{OT}
Sept. 24, 2017	Richmond, Ky.	T, 1-1 ^{20T}
Sept. 27, 2018	Cape Girardeau, Mo.	T, 1-1 ^{20T}
Oct. 11, 2019	Richmond, Ky.	W, 1-0

Evansville

6-4-4

Evansville, Ind.

H: 2-2-2 A: 4-1-2 N: 0-0-0

Sept. 18, 2003	Evansville, Ind.	W, 1-0
Aug. 29, 2004	Cape Girardeau, Mo.	W, 1-0
Sept. 16, 2005	Evansville, Ind.	L, 0-1
Sept. 11, 2007	Evansville, Ind.	T, 1-1 ^{20T}

Sept. 22, 2008	Cape Girardeau, Mo.	T, 1-1 ^{20T}
Aug. 23, 2009	Cape Girardeau, Mo.	L, 0-1
Sept. 2, 2011	Evansville, Ind.	W, 3-0
Sept. 11, 2012	Cape Girardeau, Mo.	T, 0-0 ^{20T}
Sept. 17, 2014	Evansville, Ind.	L, 0-1
Aug. 28, 2015	Cape Girardeau, Mo.	W, 1-0
Sept. 4, 2016	Evansville, Ind.	T, 0-0 ^{20T}
Aug. 18, 2017	Evansville, Ind.	W, 2-0
Aug. 16, 2018	Cape Girardeau, Mo.	L, 1-2
Sept. 6, 2019	Evansville, Ind.	W, 2-1

Florida Atlantic

1-1-0

Boca Raton, Fla.

H: 1-0-0 A: 0-0-0 N: 0-1-0

Sept. 11, 2015	West Palm Beach, Fla.	L, 0-2
Sept. 11, 2016	Cape Girardeau, Mo.	W, 1-0

Georgetown College

1-0-0

Georgetown, Ky.

H: 1-0-0 A: 0-0-0 N: 1-0-0

Oct. 8, 2000	Georgetown, Ky.	W, 4-0
--------------	-----------------	--------

Illinois

0-2-0

Champaign, Ill.

H: 0-1-0 A: 0-0-0 N: 0-1-0

Sept. 3, 2004	Cape Girardeau, Mo.	L, 0-2
Nov. 10, 2006	St. Louis, Mo.\$	L, 0-2

Illinois Springfield

3-0-0

Springfield, Ill.

H: 3-0-0 A: 0-0-0 N: 0-0-0

Aug. 21, 2016	Cape Girardeau, Mo.	W, 3-1
Aug. 20, 2017	Cape Girardeau, Mo.	W, 3-0
Aug. 24, 2018	Cape Girardeau, Mo.	W, 3-0

Illinois State

1-4-0

Normal, Ill.

H: 0-2-0 A: 1-2-0 N: 0-0-0

Sept. 6, 1999	Normal, Ill.	L, 0-4
Aug. 19, 2011	Normal, Ill.	W, 3-2
Aug. 17, 2012	Cape Girardeau, Mo.	L, 1-2
Sept. 13, 2013	Normal, Ill.	L, 0-4
Sept. 12, 2014	Cape Girardeau Mo.	L, 0-3

Indiana

0-1-0

Bloomington, Ind.

H: 0-1-0 A: 0-0-0 N: 0-0-0

Sept. 15, 2002	Cape Girardeau, Mo.	L, 0-2
----------------	---------------------	--------

Indiana State

2-0-1

Terre Haute, Ind.

H: 2-0-0 A: 0-0-1 N: 0-0-0

Aug. 30, 2002	Cape Girardeau, Mo.	W, 2-0
Sept. 21, 2003	Terre Haute, Ind.	T, 0-0 ^{20T}
Aug. 21, 2009	Cape Girardeau, Mo.	W, 1-0

Iowa

1-1-0

Iowa City, Iowa

H: 1-0-0 A: 0-1-0 N: 0-0-0

Sept. 18, 2005	Cape Girardeau, Mo.	W, 2-1
Aug. 21, 2011	Iowa City, Iowa	L, 1-2

Iowa State

0-1-0

Ames, Iowa

H: 0-1-0 A: 0-0-0 N: 0-0-0

Oct. 16, 2011	Cape Girardeau, Mo.	L, 0-2
---------------	---------------------	--------

IUPUI

2-0-0

Indianapolis, Ind.

H: 2-0-0 A: 0-0-0 N: 0-0-0

Sept. 12, 2003	Cape Girardeau, Mo.	W, 4-1
Aug. 28, 2005	Cape Girardeau, Mo.	W, 2-0

Jacksonville State

12-6-3

Jacksonville, Ala.

H: 10-1-1 A: 2-5-2 N: 0-0-0

Sept. 2, 2001	Cape Girardeau, Mo.	W, 4-0
Oct. 12, 2003	Cape Girardeau, Mo.	T, 0-0 ^{20T}
Oct. 10, 2004	Jacksonville, Ala.	T, 0-0 ^{20T}
Oct. 14, 2005	Cape Girardeau, Mo.	W, 2-1
Nov. 1, 2005	Cape Girardeau, Mo.#	W, 1-0
Oct. 21, 2006	Jacksonville, Ala.	L, 0-2
Oct. 26, 2007	Cape Girardeau, Mo.	W, 1-0
Oct. 3, 2008	Jacksonville, Ala.	L, 1-2
Oct. 16, 2009	Cape Girardeau, Mo.	W, 1-0
Sept. 24, 2010	Jacksonville, Ala.	L, 1-2
Oct. 28, 2011	Cape Girardeau, Mo.	W, 3-0
Oct. 28, 2012	Jacksonville, Ala.	W, 1-0
Oct. 6, 2013	Cape Girardeau, Mo.	W, 2-0
Oct. 26, 2014	Jacksonville, Ala.	W, 3-0
Nov. 7, 2014	Cape Girardeau, Mo.#	L, 0-1
Oct. 18, 2015	Cape Girardeau, Mo.	W, 1-0
Nov. 1, 2015	Jacksonville, Ala.#	T, 1-1 ^{20T}
Oct. 7, 2016	Jacksonville, Ala.	L, 1-2 ^{20T}
Oct. 22, 2017	Cape Girardeau, Mo.	W, 1-0
Sept. 23, 2018	Jacksonville, Ala.	L, 0-1 ^{OT}
Oct. 25, 2019	Cape Girardeau, Mo.	W, 2-0

Kentucky

1-3-0

Lexington, Ky.

H: 0-0-0 A: 1-3-0 N: 0-0-0

Sept. 20, 2002	Lexington, Ky.	W, 2-1
Sept. 11, 2011	Lexington, Ky.	L, 0-2
Sept. 2, 2012	Lexington, Ky.	L, 0-1
Sept. 14, 2016	Lexington, Ky.	L, 2-3





Lindenwood 1-0-0 Saint Charles, Mo. H: 1-0-0 A: 0-0-0 N: 0-0-0		
Oct. 4, 2013	Cape Girardeau, Mo.	W, 2-0
Lipscomb 3-0-0 Nashville, Tenn. H: 2-0-0 A: 1-0-0 N: 0-0-0		
Oct. 23, 2000	Cape Girardeau, Mo.	W, 4-0
Oct. 21, 2001	Nashville, Tenn.	W, 5-0
Oct. 12, 2002	Cape Girardeau, Mo.	W, 3-0
Louisville 1-3-0 Louisville, Ky. H: 0-1-0 A: 1-1-0 N: 0-1-0		
Oct. 3, 2003	Louisville, Ky.	W, 3-1
Aug. 31, 2002	Lexington, Ky.	L, 0-4
Sept. 7, 2015	Louisville, Ky.	L, 0-2
Sept. 4, 2017	Cape Girardeau, Mo.	L, 0-1
Lynn 1-0-0 Boca Raton, Fla. H: 0-0-0 A: 1-0-0 N: 0-0-0		
Sept. 13, 2005	Boca Raton, Fla.	W, 5-3
Memphis 1-3-1 Memphis, Tenn. H: 1-1-0 A: 0-2-1 N: 0-0-0		
Oct. 7, 2002	Cape Girardeau, Mo.	L, 1-2
Sept. 9, 2003	Memphis, Tenn.	T, 1-1 ^{20T}
Sept. 25, 2005	Cape Girardeau, Mo.	W, 1-0 ^{20T}
Sept. 14, 2006	Memphis, Tenn.	L, 0-2
Sept. 14, 2012	Memphis, Tenn.	L, 0-5
Middle Tennessee 1-0-1 Murfreesboro, Tenn. H: 1-0-0 A: 0-0-1 N: 0-0-0		
Sept. 26, 1999	Murfreesboro, Tenn.	T, 1-1 ^{20T}
Oct. 21, 2000	Cape Girardeau, Mo.	W, 2-0
Mississippi State 2-0-0 Starkville, Miss. H: 1-0-0 A: 0-0-0 N: 1-0-0		
Sept. 8, 2017	Starkville, Miss.	L, 1-3
Missouri 0-1-1 Columbia, Mo. H: 0-0-0 A: 0-1-1 N: 0-0-0		
Nov. 16, 2007	Columbia, Mo.\$	T, 1-1 ^{20T}
Aug. 30, 2013	Columbia, Mo.	L, 0-4

Missouri-Kansas City 1-2-0 Kansas City, Mo. H: 0-1-0 A: 0-1-0 N: 1-0-0		
Sept. 6, 2009	Cedar Falls, Iowa	W, 3-1
Aug. 24, 2012	Cape Girardeau, Mo.	L, 0-1
Aug. 25, 2013	Kansas City, Mo.	L, 1-2
Missouri S&T 1-0-0 Rolla, Mo. H: 0-0-0 A: 1-0-0 N: 0-0-0		
Aug. 21, 2015	Rolla, Mo.	W, 2-0
Missouri-St. Louis 1-0-0 St. Louis, Mo. H: 1-0-0 A: 0-0-0 N: 0-0-0		
Aug. 29, 2014	Cape Girardeau, Mo.	W, 2-0
Missouri State 2-8-0 Springfield, Mo. H: 1-4-0 A: 1-4-0 N: 0-0-0		
Aug. 29, 1999	Springfield, Mo.	L, 1-5
Sept. 22, 2000	Cape Girardeau, Mo.	L, 0-3
Sept. 8, 2002	Springfield, Mo.	W, 3-0
Sept. 14, 2003	Cape Girardeau, Mo.	W, 2-1 ^{OT}
Sept. 3, 2006	Cape Girardeau, Mo.	L, 0-1
Sept. 2, 2007	Springfield, Mo.	L, 0-1
Aug. 29, 2008	Cape Girardeau, Mo.	L, 0-1
Sept. 18, 2016	Springfield, Mo.	L, 0-1
Sept. 1, 2017	Springfield, Mo.	L, 0-2
Aug. 21, 2018	Cape Girardeau, Mo.	L, 0-1
Morehead State 13-6-5 Morehead, Ky. H: 7-2-2 A: 5-3-3 N: 1-1-0		
Oct. 3, 1999	Cape Girardeau, Mo.	W, 2-1
Nov. 5, 1999	Charleston, Ill.#	W, 2-0
Oct. 6, 2000	Morehead, Ky.	W, 2-0
Oct. 27, 2000	Charleston, Ill.#	L, 1-2
Oct. 19, 2001	Cape Girardeau, Mo.	W, 7-0
Oct. 18, 2002	Morehead, Ky.	W, 3-1
Oct. 5, 2003	Morehead, Ky.	W, 1-0
Oct. 3, 2004	Cape Girardeau, Mo.	W, 2-1
Oct. 7, 2005	Morehead, Ky.	L, 0-2
Oct. 13, 2006	Cape Girardeau, Mo.	T, 0-0 ^{20T}
Nov. 5, 2006	Birmingham, Ala.#	W, 2-0
Sept. 28, 2007	Morehead, Ky.	W, 3-2
Oct. 10, 2008	Cape Girardeau, Mo.	T, 0-0 ^{20T}
Oct. 23, 2009	Morehead, Ky.	T, 1-1 ^{20T}
Oct. 10, 2010	Cape Girardeau, Mo.	L, 0-3
Oct. 7, 2011	Morehead, Ky.	L, 1-2
Nov. 4, 2011	Cape Girardeau, Mo.#	L, 1-2
Oct. 14, 2012	Cape Girardeau, Mo.	W, 2-1
Oct. 13, 2013	Morehead, Ky.	L, 2-5
Oct. 19, 2014	Cape Girardeau, Mo.	W, 2-1

Oct. 22, 2015	Morehead, Ky.	T, 2-2 ^{20T}
Oct. 23, 2016	Cape Girardeau, Mo.	W, 3-1
Sept. 22, 2017	Morehead, Ky.	T, 1-1 ^{20T}
Sept. 30, 2018	Cape Girardeau, Mo.	W, 2-0
Oct. 13, 2019	Morehead, Ky.	W, 5-1
Murray State 11-12-1 Murray, Ky. H: 5-3-1 A: 6-9-0 N: 0-0-0		
Oct. 3, 2000	Murray, Ky.	L, 0-2
Nov. 4, 2001	Cape Girardeau, Mo.	W, 4-0
Nov. 9, 2001	Cape Girardeau, Mo.#	W, 2-0
Oct. 30, 2002	Murray, Ky.	W, 2-1 ^{OT}
Oct. 19, 2003	Murray, Ky.	L, 0-1 ^{OT}
Oct. 17, 2004	Cape Girardeau, Mo.	L, 0-1 ^{20T}
Nov. 2, 2004	Murray, Ky.#	L, 0-1
Oct. 21, 2005	Murray, Ky.	W, 2-1 ^{OT}
Sept. 26, 2006	Cape Girardeau, Mo.	W, 2-0
Oct. 29, 2007	Cape Girardeau, Mo.	W, 3-2
Sept. 26, 2008	Cape Girardeau, Mo.	L, 0-1
Oct. 29, 2009	Murray, Ky.	L, 0-1
Oct. 22, 2010	Murray, Ky.	W, 2-1
Sept. 26, 2011	Murray, Ky.	W, 3-0
Sept. 28, 2012	Cape Girardeau, Mo.	W, 6-0
Sept. 27, 2013	Murray, Ky.	W, 1-0
Oct. 5, 2014	Cape Girardeau, Mo.	W, 2-1
Oct. 4, 2015	Murray, Ky.	L, 1-4
Nov. 8, 2015	Murray, Ky.#	L, 0-1
Sept. 30, 2016	Cape Girardeau, Mo.	T, 2-2 ^{20T}
Sept. 28, 2017	Murray, Ky.	L, 0-1
Nov. 3, 2017	Murray, Ky.#	L, 0-1
Sept. 13, 2018	Cape Girardeau, Mo.	L, 1-4
Sept. 29, 2019	Murray, Ky.	L, 0-5
Nebraska 0-2-0 Lincoln, Neb. H: 0-0-0 A: 0-2-0 N: 0-0-0		
Sept. 8, 2012	Lincoln, Neb.	L, 0-4
Aug. 23, 2013	Lincoln, Neb.	L, 0-4
Northern Colorado 0-2-0 Greeley, Colo. H: 0-1-0 A: 0-1-0 N: 0-0-0		
Sept. 7, 2014	Greeley, Colo.	L, 0-1
Aug. 30, 2015	Cape Girardeau, Mo.	L, 0-1
Northern Illinois 1-1-0 DeKalb, Ill. H: 1-0-0 A: 0-0-0 N: 0-1-0		
Sept. 19, 2008	DeKalb, Ill.	L, 0-1
Aug. 30, 2009	Cape Girardeau, Mo.	W, 1-0





RECORDS

SERIES HISTORY

Northern Iowa 0-0-2

Cedar Falls, Iowa

H: 0-0-2 A: 0-0-0 N: 0-0-0

Aug. 25, 2000	Cape Girardeau, Mo.	T, 1-1 ^{2OT}
Aug. 23, 2015	Cape Girardeau, Mo.	T, 3-3 ^{2OT}

Northwestern 0-1-0

Evanston, Ill.

H: 0-0-0 A: 0-1-0 N: 0-0-0

Sept. 12, 2004	Evanston, Ill.	L, 0-1 ^{2OT}
----------------	----------------	-----------------------

Northwestern State 1-1-0

Natchitoches, La.

H: 1-0-0 A: 0-1-0 N: 0-0-0

Aug. 31, 2007	Cape Girardeau, Mo.	W, 1-0
Sept. 11, 2009	Natchitoches, La.	L, 0-2

Oakland 0-0-1

Rochester, Mich.

H: 0-0-1 A: 0-0-0 N: 0-0-0

Aug. 31, 2003	Cape Girardeau, Mo.	T 0-0 ^{2OT}
---------------	---------------------	----------------------

Ohio 1-0-0

Athens, Ohio

H: 1-0-0 A: 0-0-0 N: 0-0-0

Aug. 29, 2003	Cape Girardeau, Mo.	W, 2-1
---------------	---------------------	--------

Ole Miss 0-2-0

Oxford, Miss.

H: 0-0-0 A: 0-2-0 N: 0-0-0

Sept. 28, 2003	Oxford, Miss.	L, 0-5
Aug. 29, 2019	Oxford, Miss.	L, 0-2

Oral Roberts 3-0-0

Tulsa, Okla.

H: 2-0-0 A: 1-0-0 N: 0-0-0

Sept. 30, 2001	Tulsa, Okla.	W, 3-2
Sept. 22, 2002	Cape Girardeau, Mo.	W, 3-0
Sept. 9, 2018	Cape Girardeau, Mo.	W, 1-0

Quincy 0-1-0

Quincy, Ill.

H: 0-1-0 A: 0-0-0 N: 1-0-0

Oct. 27, 2010	Cape Girardeau, Mo.	L, 0-2
---------------	---------------------	--------

SIU Edwardsville 8-4-2

Edwardsville, Ill.

H: 6-2-1 A: 2-2-1 N: 0-0-0

Oct. 28, 2004	Cape Girardeau, Mo.	W, 1-0
---------------	---------------------	--------

Sept. 5, 2005	Cape Girardeau, Mo.	W, 3-0
Sept. 12, 2008	Cape Girardeau, Mo.	L, 0-1
Oct. 30, 2009	Edwardsville, Ill.	W, 1-0
Oct. 2, 2011	Cape Girardeau, Mo.	W, 4-0
Oct. 5, 2012	Edwardsville, Ill.	L, 0-1
Oct. 25, 2013	Cape Girardeau, Mo.	W, 1-0
Oct. 31, 2014	Edwardsville, Ill.	W, 2-0
Sept. 25, 2015	Cape Girardeau, Mo.	T, 0-0 ^{2OT}
Sept. 25, 2016	Edwardsville, Ill.	L, 0-2
Oct. 15, 2017	Cape Girardeau, Mo.	W, 4-1
Oct. 14, 2018	Edwardsville, Ill.	T, 1-1 ^{2OT}
Oct. 3, 2019	Cape Girardeau, Mo.	W, 2-1 ^{2OT}
Nov. 8, 2019	Cape Girardeau, Mo.#	L, 1-2

Saint Louis 0-3-2

St. Louis, Mo.

H: 0-1-1 A: 0-2-1 N: 0-0-0

Sept. 2, 2005	Cape Girardeau, Mo.	L, 0-1
Sept. 18, 2006	St. Louis, Mo.	L, 1-2
Sept. 14, 2007	St. Louis, Mo.	L, 1-3
Sept. 16, 2011	St. Louis, Mo.	T, 0-0 ^{2OT}
Aug. 19, 2012	Cape Girardeau, Mo.	T, 0-0 ^{2OT}

Samford 2-3-3

Birmingham, Ala.

H: 1-3-1 A: 1-0-2 N: 0-0-0

Oct. 10, 2003	Cape Girardeau, Mo.	L, 0-1
Nov. 7, 2003	Birmingham, Ala.#	T, 0-0 ^{2OT}
Oct. 8, 2004	Cape Girardeau, Mo.	L, 0-1
Oct. 16, 2005	Cape Girardeau, Mo.	L, 1-3
Oct. 22, 2006	Birmingham, Ala.	T, 0-0 ^{2OT}
Nov. 3, 2006	Birmingham, Ala.#	W, 3-2 ^{2OT}
Oct. 28, 2007	Cape Girardeau, Mo.	W, 1-0 ^{2OT}
Nov. 11, 2007	Cape Girardeau, Mo.#	T, 1-1 ^{2OT}

South Dakota State 1-0-0

Brookings, SD

H: 0-0-0 A: 0-0-0 N: 1-0-0

Oct. 28, 2005	Cape Girardeau, Mo.	W, 2-0
---------------	---------------------	--------

South Florida 0-1-0

Tampa, Fla.

H: 0-0-0 A: 0-0-0 N: 0-1-0

Aug. 29, 2010	Murray, Ky.	L, 0-4
---------------	-------------	--------

Southern Illinois 1-0-0

Carbondale, Ill.

H: 1-0-0 A: 0-0-0 N: 0-0-0

Oct. 5, 2019	Cape Girardeau, Mo.	W, 2-0
--------------	---------------------	--------

Southern Mississippi 1-0-0

Hattiesburg, Miss.

H: 1-0-0 A: 0-0-0 N: 0-0-0

Aug. 25, 2019	Cape Girardeau, Mo.	W, 3-2
---------------	---------------------	--------

Stetson 0-1-0

DeLand, Fla.

H: 0-1-0 A: 0-0-0 N: 0-0-0

Sept. 10, 2010	Cape Girardeau, Mo.	L, 2-3
----------------	---------------------	--------

Tennessee 1-0-0

Knoxville, Tenn.

H: 0-0-0 A: 1-0-0 N: 0-0-0

Aug. 19, 2016	Knoxville, Tenn.	W, 1-0
---------------	------------------	--------

Tennessee Tech 15-6-3

Cookeville, Tenn.

H: 10-1-1 A: 4-5-2 N: 1-0-0

Sept. 24, 1999	Cookeville, Tenn.	L, 0-2
Oct. 10, 1999	Cape Girardeau, Mo.	L, 0-1
Sept. 29, 2000	Cookeville, Tenn.	L, 0-2
Oct. 13, 2001	Cape Girardeau, Mo.	W, 2-0
Oct. 11, 2002	Cookeville, Tenn.	W, 2-1
Nov. 8, 2002	Cape Girardeau, Mo.#	W, 2-1
Oct. 31, 2003	Cape Girardeau, Mo.	W, 2-1
Sept. 24, 2004	Cookeville, Tenn.	T, 2-2 ^{2OT}
Oct. 2, 2005	Cape Girardeau, Mo.	W, 1-0 ^{2OT}
Oct. 8, 2006	Cookeville, Tenn.	W, 5-1
Oct. 7, 2007	Cape Girardeau, Mo.	W, 3-0
Oct. 19, 2008	Cookeville, Tenn.	L, 1-2
Oct. 15, 2010	Cookeville, Tenn.	W, 1-0
Oct. 30, 2011	Cape Girardeau, Mo.	L, 0-1
Oct. 26, 2012	Cookeville, Tenn.	W, 3-0
Oct. 20, 2013	Cape Girardeau, Mo.	W, 5-1
Oct. 24, 2014	Cookeville, Tenn.	W, 1-0
Oct. 25, 2015	Cape Girardeau, Mo.	T, 0-0 ^{2OT}
Nov. 6, 2015	Murray, Ky.#	W, 2-0
Oct. 14, 2016	Cookeville, Tenn.	L, 0-1
Sept. 15, 2017	Cape Girardeau, Mo.	W, 1-0 ^{OT}
Oct. 5, 2018	Cookeville, Tenn.	T 0-0 ^{2OT}
Oct. 27, 2019	Cape Girardeau, Mo.	W, 3-2

Texas Tech 1-0-0

Lubbock, Texas

H: 1-1-0 A: 0-0-0 N: 0-0-0

Oct. 23, 2004	Cape Girardeau, Mo.	W, 2-1
---------------	---------------------	--------

Troy 1-0-0

Troy, Ala.

H: 1-0-0 A: 0-0-0 N: 0-0-0

Sept. 10, 2006	Cape Girardeau, Mo.	W, 3-0
----------------	---------------------	--------





Tulsa

1-0-0

Tulsa, Okla.

H: 0-0-0 A: 1-0-0 N: 0-0-0

Sept. 28, 2001 Tulsa, Okla. W, 3-2

UC Davis

1-0-0

Davis, Calif.

H: 0-0-0 A: 0-0-0 N: 1-0-0

Sept. 5, 2014 Colorado Springs, Colo. W, 2-0

Union

2-0-0

Jackson, Tenn.

H: 1-0-0 A: 1-0-0 N: 0-0-0

Sept. 20, 2015 Jackson, Tenn. W, 2-0

Sept. 7, 2016 Cape Girardeau, Mo. W, 4-1

UT Martin

11-8-6

Martin, Tenn.

H: 7-3-3 A: 4-5-3 N: 0-0-0

Oct. 19, 1999 Cape Girardeau, Mo. W, 3-1

Oct. 17, 2000 Cape Girardeau, Mo. W, 2-0

Oct. 24, 2001 Martin, Tenn. W, 2-0

Oct. 27, 2002 Cape Girardeau, Mo. W, 3-0

Oct. 17, 2003 Martin, Tenn. W, 2-1

Nov. 4, 2003 Martin, Tenn. W, 2-0

Oct. 15, 2004 Cape Girardeau, Mo. W, 1-0

Oct. 23, 2005 Martin, Tenn. L, 0-1

Sept. 24, 2006 Cape Girardeau, Mo. W, 1-0

Oct. 15, 2007 Martin, Tenn. T, 0-0^{2OT}

Nov. 9, 2007 Cape Girardeau, Mo. W, 1-0

Sept. 28, 2008 Cape Girardeau, Mo. T, 1-1^{2OT}

Oct. 11, 2009 Martin, Tenn. L, 1-0

Oct. 24, 2010 Cape Girardeau, Mo. T, 0-0^{2OT}

Oct. 14, 2011 Martin, Tenn. W, 2-1

Oct. 21, 2011 Cape Girardeau, Mo. L, 1-2^{2OT}

Sept. 25, 2012 Cape Girardeau, Mo. T, 1-1^{2OT}

Nov. 2, 2012 Martin, Tenn. L, 0-1

Nov. 1, 2013 Martin, Tenn. L, 0-1^{2OT}

Oct. 3, 2014 Cape Girardeau, Mo. L, 1-2

Oct. 29, 2015 Martin, Tenn. T, 0-0^{2OT}

Oct. 27, 2016 Cape Girardeau, Mo. W, 4-1

Sept. 17, 2017 Martin, Tenn. L, 0-1

Sept. 16, 2018 Cape Girardeau, Mo. L, 0-1

Oct. 20, 2019 Martin, Tenn. T, 2-2^{2OT}

Washington (Mo.)

1-1-0

Washington, Mo.

H: 1-0-0 A: 0-1-0 N: 0-0-0

Sept. 25, 2009 St. Louis, Mo. L, 1-4

Sept. 1, 2010 Cape Girardeau, Mo. W, 1-0

Western Illinois

2-2-0

DeKalb, Ill.

H: 1-0-0 A: 0-2-0 N: 1-0-0

Sept. 19, 1999 Macomb, Ill. L, 1-2^{2OT}

Sept. 1, 2000 Muncie, Ind. W, 4-1

Sept. 17, 2000 Cape Girardeau, Mo. W, 3-2^{2OT}

Oct. 7, 2001 Macomb, Ill. L, 1-2

Western Kentucky

1-1-0

Bowling Green, Ky.

H: 1-0-0 A: 0-1-0 N: 0-0-0

Sept. 13, 2009 Cape Girardeau, Mo. W, 2-0

Sept. 17, 2010 Bowling Green, Ky. L, 0-1

Western Michigan

0-1-0

Kalamazoo, Mich.

H: 0-0-0 A: 0-0-0 N: 0-1-0

Sept. 4, 2009 Cedar Falls, Iowa L, 1-2

Wisconsin-Green Bay

2-0-0

Green Bay, Wis.

H: 1-0-0 A: 1-0-0 N: 0-0-0

Aug. 25, 2016 Green Bay, Wis. W, 1-0^{OT}

Aug. 27, 2017 Cape Girardeau, Mo. W, 2-0

Wisconsin-Milwaukee

1-1-0

Milwaukee, Wis.

H: 0-1-0 A: 1-0-0 N: 0-0-0

Aug. 28, 2016 Milwaukee, Wis. W, 1-0

Aug. 25, 2017 Cape Girardeau, Mo. L, 0-1

Xavier

1-0-0

Cincinnati, Ohio

H: 1-0-0 A: 0-0-0 N: 0-0-0

Sept. 5, 2004 Cape Girardeau, Mo. W, 3-2

Youngstown State

1-0-0

Jackson, Tenn.

H: 0-0-0 A: 0-0-0 N: 1-0-0

Sept. 3, 2000 Muncie, Ind. W, 9-0

\$-NCAA Tournament

#-OVC Tournament



Erika Todd



Ashton Aubuchon





RECORDS

POSTSEASON HISTORY

Ohio Valley Conference Tournament 12-13-7

1999-Charleston, Ill.
1-1-0

Quarterfinals

#4 Southeast Missouri 2, #5 Morehead St. 0

Semifinals

#1 Eastern Illinois 2, #4 Southeast Missouri 1 (OT)

2000-Charleston, Ill.
0-1-0

Quarterfinals

#4 Morehead St. 2, #5 Southeast Missouri 1

2001-Cape Girardeau, Mo.
1-1-0

Semifinals

#1 Southeast Missouri 2, #4 Murray St. 0

Championship

#2 Eastern Illinois 1, #1 Southeast Missouri 0

2002-Cape Girardeau, Mo.
1-0-1

Semifinals

#1 Southeast Missouri 2, #4 Tennessee Tech 1

Championship

#2 Eastern Illinois 2, #1 Southeast Missouri 2 (2OT)
EIU advances on PK

2003-Birmingham, Ala.
1-0-0

Quarterfinals (Campus Sites)

#5 Southeast Missouri 2, #4 UT Martin 0

Semifinals

#1 Samford 0, #4 Southeast Missouri 0 (2OT)

Samford advances on PK

2004-Birmingham, Ala.
0-1-0

Quarterfinals (Campus Sites)

#3 Murray State 1, #6 Southeast Missouri 0

2005-Charleston, Ill.
1-1-0

Quarterfinals (Campus Sites)

#3 Southeast Missouri 1, #6 Jacksonville St. 0

Semifinals

#2 Eastern Illinois 1, #3 Southeast Missouri 0

2006-Birmingham, Ala.
3-0-0

Quarterfinals

#4 Southeast Missouri 3, #5 Austin Peay 0

Semifinals

#4 Southeast Missouri 3, #1 Samford 2 (2OT)

Championship

#4 Southeast Missouri 2, #2 Morehead St. 0

2007-Cape Girardeau, Mo.
1-0-1

Semifinals

#1 Southeast Missouri 1, #4 UT Martin 0

Championship

#1 Southeast Missouri 1, #2 Samford 1 (2OT)
SEMO advances on PK

2010-Morehead, Ky.
0-1-0

Semifinals

#3 Austin Peay 3, #2 Southeast Missouri 1

2011-Cape Girardeau, Mo.
0-1-0

Semifinals

#5 Morehead St. 2, #1 Southeast Missouri 1

2012-Martin, Tenn.
1-1-0

Quarterfinals

#4 Southeast Missouri 1, #5 Belmont 0

Semifinals

#1 UT Martin 1, #4 Southeast Missouri 0

2013-Martin, Tenn.
0-1-0

Quarterfinals

#6 Austin Peay 1, #3 Southeast Missouri 0

2014-Cape Girardeau, Mo.
0-1-0

Semifinals

#5 Jacksonville St. 1, #1 Southeast Missouri 0

2015-Murray, Ky.
2-1-0

Quarterfinals (Campus Sites)

#6 Southeast Missouri 1, #3 Jacksonville St. 1
(2OT) SEMO advances on PK

Semifinals

#6 Southeast Missouri 2, #2 Tennessee Tech 0

Championship

#1 Murray State 1, #6 Southeast Missouri 0 (OT)

2017-Murray, Ky.
2-0-1

First Round (Neutral Sites)

#5 Southeast Missouri 2, #8 Austin Peay 1

Quarterfinals

#5 Southeast Missouri 0, #4 Belmont 0 (2OT)
SEMO advances on PK (5-4)

Semifinals

#1 Murray St. 1, #5 Southeast Missouri 0

2018-Charleston, Ill.
0-0-2

First Round (Neutral Site)

#6 Belmont 0, #7 Southeast Missouri 0 (2OT)

SEMO advances on PK (4-3)

Quarterfinals

#3 Eastern Illinois 1, #7 Southeast Missouri 1 (2OT)

EIU advances on PK (3-2)

2019-Cape Girardeau, Mo.
0-1-0

Semifinals

#4 SIU Edwardsville 2, #1 Southeast Missouri 1

NCAA Tournament 0-1-0

2006-St. Louis, Mo.
0-1-0

#17 Illinois 2, Southeast Missouri 0

2007-Columbia, Mo.
0-0-1

#23 Missouri 1, Southeast Missouri 1

Missouri advances on PK

OVC Tournament Breakdown

W-L-T Records by Location

Home	7-4-2
Away	1-5-3
Neutral	4-4-2

W-L-T Records by Opponent

Austin Peay	2-2-0
Belmont	1-0-2
Eastern Illinois	0-3-2
Eastern Kentucky	0-0-0
Jacksonville State	1-1-1
Morehead State	2-2-0
Murray State	1-3-0
Samford*	1-0-2
SIUE	0-1-0
Tennessee Tech	2-0-0
UT Martin	2-1-0

All-Time Penalty Kick Breakdown 4-4

Nov. 10, 2002 (OVC Championship)
Eastern Illinois 4, Southeast Missouri 3

Nov. 7, 2003 (OVC Semifinals)
Samford 4, Southeast Missouri 1

Nov. 11, 2007 (OVC Championship)
Southeast Missouri 5, Samford 3

Nov. 16, 2007 (NCAA Tournament)
Missouri 2, Southeast Missouri 0

Nov. 1, 2015 (OVC Quarterfinals)
Southeast Missouri 3, Jacksonville St. 2

Oct. 29, 2017 (OVC Quarterfinals)
Southeast Missouri 5, Belmont 4

Oct. 26, 2018 (OVC First Round)
Southeast Missouri 4, Belmont 2

Oct. 29, 2018 (OVC Quarterfinals)
Eastern Illinois 3, Southeast Missouri 2

#LETSSOAR



**Coaching History**

Year	Head Coach	Record	Pct.	Conf.	Pct.	Finish
1999	Heather Nelson	4-8-1	.346	2-2-1	.500	3rd
2000	Heather Nelson	10-6-1	.618	2-3-0	.400	t-3rd
2001	Heather Nelson	16-2-0	.889	5-0-0	1.000	1st
2002	Heather Nelson	14-4-2	.750	6-0-0	1.000	1st
2003	Heather Nelson	10-5-5	.625	4-3-1	.563	5th
2004	Heather Nelson	11-6-2	.632	3-3-2	.500	t-5th
2005	Heather Nelson	13-6-1	.675	5-3-1	.611	t-3rd
2006	Heather Nelson	10-8-2	.550	4-3-2	.556	4th
2007	Heather Nelson	12-2-4	.778	8-0-1	.944	1st
2008	Heather Nelson	2-9-3	.250	1-5-2	.250	9th
2009	Heather Nelson	8-7-3	.528	2-3-3	.438	7th
2010	Heather Nelson	8-9-1	.472	4-3-1	.563	2nd
2011	Heather Nelson	12-6-1	.658	8-1-0	.889	1st
2012	Heather Nelson	7-10-4	.429	5-3-2	.550	4th
2013	Heather Nelson	8-7-3	.528	6-2-2	.591	3rd
2014	Heather Nelson	11-6-0	.647	8-2-0	.800	t-1st
2015	Heather Nelson	9-6-7	.568	3-2-5	.458	6th
2016	Heather Nelson	9-6-4	.579	3-4-3	.450	7th
2017	Heather Nelson	8-8-4	.500	4-3-3	.550	5th
2018	Heather Nelson	5-8-5	.417	3-4-3	.450	7th
2019	Heather Nelson	11-5-1	.676	8-1-1	.850	1st
Overall Record		198-134-54	.583	94-48-33	.631	

OVC Coach of the Year

Heather Nelson 1999
 Heather Nelson 2001
 Heather Nelson 2007
 Heather Nelson 2011
 Heather Nelson 2019

All-Time Assistant Coaches

Paul Nelson 1999-Pres.
 Mark Gardner 1999
 Kelly Poole 2000-01
 Beth Guccione 2002-05
 Lindsay Pickering 2007-13
 Adam Kleman 2014-17



FOLLOW THE REDHAWKS AT GOSOUTHEAST.COM





RECORDS

ALL-TIME ROSTER

A

Abbott, Hayley.....	2009-12
Albietz, Abbie.....	2009
Alexander, Courtney.....	2006-07
Antonacci, Jennifer.....	2013-15
Aranda, Charity.....	2002
Ardoleda, Margarita.....	2008
Aubuchon, Ashton.....	2010-13

B

Ballard, Chelsea.....	2010-11
Bauer, Ali.....	2009-12
Beard, Mollie.....	2003-05, 2007
Beckham, Jessica.....	2007-08
Behnen, Carolyn.....	2000-01
Beine, Brenna.....	2013-14
Bennington, Sarah.....	1999
Beussink, Shelby.....	2015-17
Bittle, Lorie.....	2000
Blankenheim, Paige.....	2014-17
Bleau, Stephanie.....	1999-02
Block, Hailey.....	2019
Boyko, Jacey.....	2010-13
Bozesky, Lauren.....	2010-11
Brady, Jessica.....	2014
Brendel, Ashley.....	2012-15
Brien, Jennifer.....	2016-19
Britt, Courtney.....	1999
Brown, Cassie.....	2006
Bussman, Nicole.....	2005-08
Byrd, Kayla.....	2017-Pres.
Byrd, Taylor.....	2010-14
Byrd, Torey.....	2012-14

C

Caccavale, Bri.....	2017-18
Collingridge, Jenna.....	2012-15
Compernelle, Hannah.....	2017-Pres.
Compton, Rachel.....	2010-11
Cornell, Maddy.....	2014-17
Costello, Lauren.....	2005-07
Crabtree, Jessie.....	2011
Cross, Jen.....	2000-04
Crowden, Kasey.....	2011-14

D

Dale, Chelsea.....	2009
Darga, Shay.....	2014-17
Daus, Kate.....	2018-Pres.
Deroy, Ashley.....	2002-05

E

Eakins, Dana.....	1999
Edwards, Nikki.....	2008-11
Eisenberg, Gabrielle.....	2007-08

F

Fabbro, Lauren.....	2002
Franke, Lena.....	2019-Pres.
French, Storm.....	2012-13
Frick, Kristi.....	2007-08
Frossard, Michelle.....	2001-04

G

Garner, Amber.....	2006-07
Geist, Ashley.....	2012-13
Gianino, Marla.....	2001-04
Gleeson, Maddie.....	2017-18

Goehring, Kelly.....	2009
Gonzales, Esmie.....	2016-19
Goodwin, Shona.....	2008-11
Grindstaff, Jessica.....	2010-11
Grote, Lexi.....	2017-Pres.
Gscheidmeier, Gabby.....	2019-Pres.
Guccione, Beth.....	1999, 2001

H

Hacker, Lexie.....	2016-Pres.
Hamilton, Jenny.....	1999-02
Harrington, Amy.....	2012-14
Hart, Vanessa.....	2007-11
Hartmann, Erin.....	2002-05
Harvey, Jada.....	2019-Pres.
Hauskins, Laura.....	2001-04
Hebert, Tami.....	2000
Heisserer, Megan.....	2019-Pres.
Hejlek, Megan.....	2002-05
Henderson, Valerie.....	2000-04
Herndon, Meg.....	2009-12
Hessenkemp, Rachel.....	1999
Hight, Ellie.....	2011-14
Hilliard, Jasmin.....	2016-17
Holten, Emily.....	2018-Pres.
Hose, Kim.....	1999
Huber, Caitlin.....	2003-06
Huelsing, Katherine.....	2001

I

J

Jackson, Natalie.....	2019-Pres.
Jaramillo, Valeria.....	2014-15
Job, Jermima.....	2017-18
Johnson, Mariah.....	2019-Pres.
Jones, Kennedy.....	2019-Pres.
Jordan, Abby.....	2011

K

Kaempfe, Lauren.....	2015-18
Kaiz, Jessica.....	2005-06
Karstens, Maddie.....	2015-18
Kalinowski, Mary.....	2002-05
Keim, Christine.....	2003-04
Kesenich, Sunni.....	2014
Klintworth, Abby.....	2013-15
Knight, Lauren.....	1999
Knowlton, Emily.....	2000
Kraft, Casey.....	2005-08
Kremer, Shayna.....	2007-08
Kulavic, Stephanie.....	2006-09
Kuznacik, Kaitlin.....	2013-16

L

Lacopo, Alaina.....	2004-07
Lacopo, Lauren.....	2006-09
Lever, Katie.....	2016-19
Lierz, Kindra.....	2014-17
Luehmann, Courtney.....	2009-12
Luehmann, Paige.....	2012, 2014-15

M

Mann, Angie.....	2015-16
Marchi, Kori.....	1999-02
Martinez, Angela.....	1999-00
Mathenia, Taylor.....	2018
Matter, Megan.....	2004-07
McCourt, Morgan.....	2018-Pres.

McGrath, Megan.....	2005-08
Merseal, Brooke.....	2015-17
Meyer, Lauren.....	2013
Minor, Natasha.....	2013-16
Monks, Nicole.....	2006

N

Neager, Becky.....	1999-2000
Nelson, Jordan.....	2015-19
Nett, Brooke.....	1999-2000
Newsham, Emily.....	2004
Novak, Signe.....	2010

O

Orlando, Amanda.....	2017-18
----------------------	---------

P

Palmer, Stephanie.....	2010-13
Peeler, Sarah.....	1999
Pickering, Lindsay.....	2005-07
Pike, Maggie.....	2015-17
Pohl, Katie.....	2017
Poovey, Diana.....	2001-04

Q

R

Redden, Bailey.....	2018-Pres.
Reding, Heather.....	2001-04
Rhomberg, Trisha.....	1999
Rohde, Christina.....	2013-15
Rollet, Abby.....	2019
Runion, Ashley.....	2007-10

S

Salm, Maria.....	2016
Sankey, Bridget.....	2013
Schaeffler, Margie.....	2004-07
Schlick, Bobbi Jo.....	2009-10
Schmitt, Karen.....	2000-01
Schuppan, Blair.....	2005-07, 2009
Schweppe, Lisa.....	2002-05
Segura, Camila.....	2014
Senatore, Siena.....	2015-19
Shulman, Erin.....	2011-14
Sickler, Alyssa.....	2015
Slattery, Erin.....	2001-04
Smugala, Kaitlyn.....	2009
Snelson, Katie.....	2008-09
Souza, Carina.....	2004
Starkey, Kristen.....	2009
Symington, Siobhan.....	2010

T

Thiele, Nichole.....	1999-01
Thomas, Taylor.....	2008-11
Todd, Erika.....	2000-04
Tomsu, Cassidi.....	2016-19
Tremain, Abby.....	2018-Pres.

U

Unrein, Jennifer.....	1999-03
Uptmore, Kasey.....	2011-12

V

Vallera, Melissa.....	1999-2000
Velarde, Mabel.....	2008-09
Vinberg, Anna.....	2001

W

Ward, Amy.....	2010-13
Wegmann, Katie.....	2017-18
Welker, Lauren.....	2018-Pres.
Wrzos, Amanda.....	2002-04
Wuellner, Jessi.....	2004-06
Wunderlich, Julie.....	2000-04

X

Y

Z

Zacheis, Lauren.....	2001
Zimmerman, Jen.....	2000



Meg Herndon





Lindsay Pickering

Class of 2015

Lindsay Pickering (Soccer, 2005-07/ Softball, 2004-07) was a two-time sport athlete at Southeast Missouri, excelling as a member of the women's soccer and softball teams.

In soccer, Pickering was a two-time OVC Defensive Player of the Year, winning the coveted honor in 2005 & 2007. She earned First-Team All-OVC accolades each of those seasons and was a second-team pick in 2006. A three-year starting goalkeeper, Pickering rated as Southeast's career leader in shutouts (28), wins (34), and minutes played (5,233).

In softball, she was a four-year starting outfielder from 2004-07.

Pickering was named Second-Team All-OVC in 2006 and landed a spot on the All-OVC Tournament Team in both 2004 and 2005.

She was the first soccer player and 18th multiple sport athlete to be inducted into the Hall of Fame.



Beth Guccione

Class of 2019

Beth Guccione (Soccer, 1999, 2001) was the first soccer only player inducted into the SEMO Athletics Hall of Fame.

She was the 2001 OVC Player of the Year and was a two-time First-Team All-OVC selection in her career.

Guccione ranks among the school's top five career leaders in five categories and established three single-season records. She was SEMO's starting goalkeeper when the school first began its women's soccer program in 1999.

She was an assistant coach for Women's Soccer from 2002-2005.





1999 First Year of Southeast Missouri Women's Soccer

2 NCAA Women's College Cup Appearances
2006, 2007

2 OVC Tournament Championships
2006, 2007

6 OVC Regular Season Titles
2001, 2002, 2007, 2011, 2014, 2019

198 Total Victories

583 All-Time Winning Percentage

94 Ohio Valley Conference Victories

122 Home Victories

22 Seasons of Southeast Missouri Women's Soccer

#LETSSOAR





SINCE 1948

2020-21



THE OVC



Now in its 73rd year, the Ohio Valley Conference continues to build on the success that has made it the nation's eighth-oldest NCAA Division I conference.

In May 2011 the Conference expanded for the second time in four years, adding Belmont University which began competition in the 2012-13 academic year. The addition of Belmont gave the OVC 12 members, the most the league has had at one time in its illustrious history. The move added a second team in the city of Nashville and was the first addition to the league since Southern Illinois University Edwardsville joined in 2008. Subsequently, the league has shown its stability over the past decade, seeing only one member institution depart over the past 20 years.

The 2009-10 school year saw a change in leadership as Beth DeBauche was named the seventh full-time Commissioner in league history on July 28, 2009. The last three commissioners of the OVC have moved onto jobs as the commissioner of the Big Ten, Big 12 and the Mid-American Conferences.

The OVC's proud history dates back to 1948, but seeds for the new league were actually planted in 1941. It was then that Roy Stewart, the athletics director at Murray State, Charles "Turkey" Hughes, the athletics director at Eastern Kentucky, and Kelly Thompson, the public relations director at Western Kentucky, first broached the idea of forming a new conference. Discussions were put on hold by World War II, but reemerged February 27-28, 1948 at the Kentucky Hotel in Louisville as the three original institutions combined with Morehead State, Louisville and Evansville to form the OVC.

In the 1950s, the OVC became a pioneer on a much more significant scale socially. During times of racial segrega-

tion, league member Morehead State became one of the first non-traditionally black mid-southern institutions to accept a black student. In 1958 Marshall Banks earned athletically-related aid at Morehead, which signed a second black athlete, Howard Murphy, a year later. In 1961 Murphy earned all-conference recognition as a halfback in football. With racial barriers broken, the rest of the institutions in the league began to provide educational and athletic opportunities to African-Americans.

After Title IX legislation passed in 1972, women's athletics began a rebirth on the national scene as the NCAA began sponsoring and marketing women's sports. Recognizing the need to provide increased opportunities for female athletes, the OVC began formulating plans for women's athletics in 1975 and established women's championships in the sports of basketball, tennis and track in 1977, with cross country and volleyball added over the next four years. Those sports were initially governed by the Association of Intercollegiate Athletics for Women (AIAW), but the overall strength of women's programs in the league was demonstrated by the automatic bids the OVC instantly received when the NCAA became the governing body in 1982. The conference added women's golf and softball in 1994 and women's soccer in 1998.

In 2007 the Conference had two teams in the NCAA Women's Soccer Tournament for the first time in league history, as former OVC member Samford earned an at-large selection while Southeast Missouri was the Conference's automatic bid.

Former Austin Peay standout and 2012 OVC Soccer Player of the Year Tatiana Ariza represented her native country of Colombia in both the 2012 Summer Olympics in London (earning a start

against the United States) as well as the 2015 FIFA Women's World Cup. In the 2015 event she assisted on the first World Cup goal in her country's history and in the following match helped her team to a 2-0 victory over France, giving Colombia its first-ever win at the event.

In 2016 SIUE turned in a major upset in the first round of the NCAA Division I Soccer Championship, advancing on penalty kicks 5-4 over No. 11-ranked Notre Dame. The Cougars became just the second OVC team to advance to the second round (joining Samford who topped Vanderbilt on penalty kicks in 2005).

In March 2020 due to the COVID-19 public health emergency, spring sports were canceled across the OVC and the NCAA (including all winter and spring NCAA Championships).

The playing field is not the only place where OVC athletes are working hard. The league also recognizes excellence in the classroom. Six Scholar-Athlete Awards are presented yearly to male and female athletes, while others are commended for their academic success by being Medal of Honor recipients or earning a spot on the Commissioner's Honor Roll. Additionally, the league annually presents one institutional Academic Achievement Award, as well as separate team awards in each Conference-sponsored sport. Since the College Sports Information Directors of America (CoSIDA) Academic All-America program began, the Ohio Valley Conference has had 296 student-athletes honored with the award (including 51 over the past five years).

Through the early years of the league, administrators wrestled with fan behavior due to the close proximity of the Conference members and the intense rivalries which developed. Just as it did decades ago, the OVC took the leadership role





on what has become a national issue. In 1995, the OVC implemented a first-of-its-kind "Sportsmanship Statement," a policy which promotes principles of fair play, ethical conduct and respect for one's opponent. The statement has become a model for others to follow across the nation and has answered the challenge of the NCAA Presidents Commission to improve sportsmanship in collegiate athletics.

Additionally, the OVC annually presents the Steve Hamilton Sportsmanship Award, in honor of the former Morehead State student-athlete, coach and athletics director, to a junior or senior student-athlete with significant athletic contributions who best exemplifies the characteristics of sportsmanship and citizenship. Most recently, the Conference has also implemented the OVC Institutional and Team Sportsmanship Awards, which are presented to one institution and 18 sport-specific teams voted by their peers to have best exhibited the standards of sportsmanship and ethical conduct as outlined by the OVC and NCAA.

The vision of leadership demonstrated by the Founding Fathers in 1948 remains alive today as the Ohio Valley Conference prepares for the future. One example is in regard to the current trend in collegiate athletics administration for increased involvement of university presidents in setting policies and making rules. The presidents of OVC institutions, however, have always governed the Conference, long before presidential governance became a national theme.

The Ohio Valley Conference sponsors the following sports: baseball, basketball, cross country, football, golf, tennis and track for men, and basketball, cross country, golf, soccer, softball, tennis, track, volleyball and beach volleyball for

women. In addition, the OVC also sponsors the combined men's and women's sport of rifle.

Now in its seventh decade of competition, the Ohio Valley Conference has grown significantly from its humble beginnings while increasing the number of athletics opportunities it provides for students. Current league representatives include charter members Eastern Kentucky University, Morehead State University and Murray State University, along with Austin Peay State University, Belmont University, Eastern Illinois University, Jacksonville State University, Southeast Missouri State University, Southern Illinois University Edwardsville, Tennessee State University, Tennessee Technological University and the University of Tennessee at Martin.

2020-21 OVC Women's Soccer Predicted Order of Finish

(As selected by the OVC Women's Head Soccer Coaches and Sports Information Directors)

1. Murray State (5 first-place votes)	181
2. Southeast Missouri (7 first-place votes)	172
3. SIUE (6 first-place votes)	167
4. UT Martin (2 first-place votes)	156
5. Belmont (2 first-place votes)	128
6. Tennessee Tech	119
7. Austin Peay	80
8. Eastern Illinois	75
9. Eastern Kentucky	62
10. Morehead State	47
11. Jacksonville State	23

OVC Preseason Player Watch List

Claire Larose, Austin Peay

Julie Garst, Belmont

Itxaso Aguerro, Eastern Illinois

Katie Shaffer, Eastern Kentucky

Cynthia Bagozzi, Jacksonville St.

Nichole Palmer, Morehead St.

Abby Jones, Murray St.

Megan Heisserer, SEMO

MacKenzie Litzsinger, SIUE

Kendall Powell, Tennessee Tech

Erica Meyers, UT Martin





2020-21 OVC Soccer Championship

Rescheduled from the fall, the 2020-21 OVC Soccer Championship will be held for the 22nd time this year. The event will be held at a to-be-determined site in April.

Last season Belmont claimed its first OVC Tournament Championship by knocking off SIUE in penalty kicks. As a No. 6 seed the Bruins became the lowest seed to ever win the championship.

2020-21 OVC Championship Schedule

Semifinals: Friday, April 16, 2021

Match 1: #1 Seed v. #4 Seed

Match 2: #2 Seed v. #3 Seed

Championship: Sunday, April 18, 2021

Match 3: Semifinal Winners





/ Ohio Valley Conference Office Staff



Beth DeBauche
Commissioner




Kate Barnett
Assistant Commissioner
Championships and
Compliance



Stephanie Castera
Assistant Commissioner
for Institutional
Services/Senior Woman
Administrator



Kyle Schwartz
Assistant Commissioner for
Strategic Communications



Travis Tellitocci
Assistant Commissioner
for Football, Basketball and
Officiating



Lauren Berst
Director of Administration



Heather Brown
Director of
Communications



Jon Kuka
General Manager,
OVC Sports Properties



Bryce Robinson
Director of Digital Media



Jonathan Owens
Assistant Director of
Championships and
Administration




Trevor Reeves
Director of Compliance and
Institutional Services


/ Officials Coordinators



Tony Backert
Coordinator of Football/Co-Coordinator of Softball
Instant Replay



Mickey Call
Co-Coordinator of Softball
Officials



Christie Cornwell
Co-Coordinator of Softball
Officials



Paul Guillie
Coordinator of Baseball
Officials



Lisa Mattingly
Coordinator of Women's
Basketball Officials



Michael Bialock
Coordinator of Volleyball
Officiating



Curtis Shaw
Coordinator of Men's
Basketball Officials



Kim Viera
Coordinator of Soccer
Officials



Matt Young
Coordinator of Football
Officiating



Keith Murless
Coordinator of Beach
Volleyball Officials





OVC

OVC Members




Austin Peay State University

General Information

Location.....Clarksville, Tenn.
 Population.....139,929
 Enrollment.....9,835
 Nickname.....Governors
 Colors.....Red & White
 President.....Dr. Alisa White
 Athletic Director.....Gerald Harrison



Naomi Kolarova
Head Coach



Claire Larose
Junior | MF

Facility Information

Home Field.....Morgan Bros. Soc. Field
 Capacity.....800
 Surface.....Natural Grass

Media Relations

SID.....Colby Wilson
 Office Phone.....(931) 221-6561
 Email.....wilsonrc@apsu.edu

Team Information

2019 Record.....4-10-4
 OVC Record/Finish.....3-5-2 / 7th

Coaching Staff

Head Coach.....Naomi Kolarova
 Alma Mater.....North Alabama, 2006
 Career Record.....12-18-5 (3)
 Record at School.....Same
 Assistant Coaches
 Tracy Hoza
 Hayden Coffman
 Dayna Randall

LetsGoPeay.com



Belmont University

General Information

Location.....Nashville, Tenn.
 Population.....678,889
 Enrollment.....8,381
 Nickname.....Bruins
 Colors.....Navy, Red & White
 President.....Dr. Robert C. Fisher
 Athletic Director.....Scott Corely



Heather Henson
Head Coach



Julie Garst
Senior | F

Facility Information

Home Field.....E.S. Rose Park
 Capacity.....500
 Surface.....Natural Grass

Media Relations

SID.....Grant Cohen
 Office Phone.....(615) 460-8023
 Email.....grant.cohen@belmont.edu

Team Information

2019 Record.....8-9-5
 OVC Record/Finish.....4-4-2 / 6th
 OVC Tournament Champions

Coaching Staff

Head Coach.....Heather Henson
 Alma Mater.....UNC-Greensboro, 1994
 Career Record.....173-232-51 (24)
 Record at School.....64-76-25 (9)
 Assistant Coaches
 Valerie Tysinger
 Andrew Cameron

BelmontBruins.com






Eastern Illinois University

General Information

Location.....Charleston, Ill.
Population.....21,838
Enrollment.....7,526
Nickname.....Panthers
Colors.....Blue & Gray
President.....Dr. David M. Glassman
Athletic Director.....Tom Michael



Jake Plant
Head Coach



Itxaso Aguero
Senior | F

Facility Information

Home Field.....Lakeside Field
Capacity.....1,000
Surface.....Natural Grass

Media Relations

SID.....Rich Moser
Office Phone.....(217) 581-7480
Email.....rlmoser@eiu.edu

Team Information

2019 Record.....4-10-4
OVC Record/Finish.....2-5-3 / 8th

Coaching Staff

Head Coach.....Jake Plant
Alma Mater.....Eastern Illinois, 2014
Career Record.....10-18-10 (3)
Record at School.....Same
Assistant Coaches
Dirk Bennett


EIUPanthers.com



Eastern Kentucky University

General Information

Location.....Richmond, Ky.
Population.....33,533
Enrollment.....16,881
Nickname.....Colonels
Colors.....Maroon & White
President.....Dr. Michael T. Benson
Athletic Director.....Matt Roan



Matt Cosinuke
Head Coach



Katie Shaffer
Senior | D

Facility Information

Home Field.....EKU Soccer Field
Capacity.....600
Surface.....Natural Grass

Media Relations

SID.....Steve Fohl
Office Phone.....(859) 622-1253
Email.....steve.fohl@eku.edu

Team Information

2019 Record.....4-12-2
OVC Record/Finish.....2-6-2 / 9th

Coaching Staff

Head Coach.....Matt Cosinuke
Alma Mater.....FAU, 2003
Career Record.....4-12-2 (2)
Record at School.....Same
Assistant Coaches
Kristen Washburn
Mitch Hephurn

EKUSports.com





OVC

OVC Members



Jacksonville State University

General Information

Location.....Jacksonville, Ala.
 Population.....12,548
 Enrollment.....8,597
 Nickname.....Gamecocks
 Colors.....Red & White
 President.....Dr. John M. Beehler
 Athletic Director.....Greg Seitz



Neil Macdonald
Head Coach



Cynthia Bagozzi
Sophomore | F

Facility Information

Home Field.....JSU Soccer Field
 Capacity.....500
 Surface.....Natural Grass

Media Relations

SID.....Tony Schmidt
 Office Phone.....(256) 782-5377
 Email.....aschmidt@jsu.edu

Team Information

2019 Record.....4-14-0
 OVC Record/Finish.....1-9-0 / 11th

Coaching Staff

Head Coach.....Neil Macdonald
 Alma Mater.....Augusta St., 1997
 Career Record.....249-244-30
 Record at School.....43-80-11
 Assistant Coaches
 Robert Gardner
 Scott Hill

JSUGamecockSports.com




Morehead State University

General Information

Location.....Morehead, Ky.
 Population.....6,845
 Enrollment.....10,200
 Nickname.....Eagles
 Colors.....Blue & Gold
 President.....Dr. Wayne D. Andrews
 Athletic Director.....Brian Hutchinson



Warren Lipka
Head Coach



Nicole Palmer
Junior | D

Facility Information

Home Field.....Jayne Stadium
 Capacity.....1,000
 Surface.....Turf

Media Relations

SID.....Matteo Vallejo
 Office Phone.....(606) 783-2557
 Email.....mnvallejo@moreheadstate.edu

Team Information

2019 Record.....4-12-2
 OVC Record/Finish.....2-6-2 / 10th

Coaching Staff

Head Coach.....Warren Lipka
 Alma Mater.....South Carolina, 1978
 Career Record.....264-249-54
 Record at School.....82-112-25 (10)
 Assistant Coaches
 Lauren Smith

MSUEagles.com






Murray State University

General Information

Location.....Murray, Ky.
Population.....17,741
Enrollment.....9,466
Nickname.....Racers
Colors.....Navy & Gold
President.....Dr. Robert Jackson
Athletic Director.....Kevin Saal



Matt Lodge
Head Coach



Abby Jones
Junior | F

Facility Information

Home Field.....Cutchin Field
Capacity.....800
Surface.....Natural Grass

Media Relations

SID.....Dan Hasko
Office Phone.....(270) 809-7051
Email.....dhasko@murraystate.edu

Team Information

2019 Record.....11-8-0
OVC Record/Finish.....8-2-0 / 2nd

Coaching Staff

Head Coach.....Matt Lodge
Alma Mater.....Kentucky, 2014
Career Record.....24-13-1 (3)
Record at School.....Same
Assistant Coaches
Racheal Foxley

GoRacers.com



SIU Edwardsville

General Information

Location.....Edwardsville, Ill.
Population.....26,600
Enrollment.....14,142
Nickname.....Cougars
Colors.....Red & White
President.....Dr. Randall Pembrock
Athletic Director.....Tim Hall



Derek Burton
Head Coach



MacKenzie Litzsinger
R-Jr. | F

Facility Information

Home Field.....Korte Stadium
Capacity.....3,000
Surface.....Turf

Media Relations

SID.....Joe Pott
Office Phone.....(618) 650-2860
Email.....jpott@siue.edu

Team Information

2019 Record.....10-5-5
OVC Record/Finish.....5-2-3 / 4th

Coaching Staff

Head Coach.....Derek Burton
Alma Mater.....Arkansas-Little Rock, 1997
Career Record.....93-96-30 (12)
Record at School.....Same
Assistant Coaches
Morgan Betscher
Alexis Smith

SIUECougars.com





OVC

OVC Members



Tennessee Tech University

General Information

Location.....Cookeville, Tenn.
 Population.....31,335
 Enrollment.....10,504
 Nickname.....Golden Eagles
 Colors.....Purple & Gold
 President.....Dr. Phil Oldham
 Athletic Director.....Mark Wilson



Steve Springthorpe
Head Coach



Kendall Powell
Senior | F

Facility Information

Home Field.....Tech Soccer Field
 Capacity.....800
 Surface.....Natural Grass

Media Relations

SID.....Dylan Vazzano
 Office Phone.....(931) 372-3293
 Email.....dvazzano@tntech.edu

Team Information

2019 Record.....6-8-5
 OVC Record/Finish.....4-3-3 / 5th

Coaching Staff

Head Coach.....Steve Springthorpe
 Alma Mater.....Methodist Univ.
 Career Record.....125-133-36 (15)
 Record at School.....44-50-20 (6)
 Assistant Coaches
 Corey Boyd
 Rachel Fulkerson

TTUSports.com

UT Martin

General Information

Location.....Martin, Tenn.
 Population.....11,473
 Enrollment.....6,827
 Nickname.....Skyhawks
 Colors.....Navy Blue & Orange
 President.....Dr. Keith Carver
 Athletic Director.....Kurt McGuffin



Phil McNamara
Head Coach



Erica Myers
Senior | GK

Facility Information

Home Field.....Skyhawk Field
 Capacity.....750
 Surface.....Natural Grass

Media Relations

SID.....Alex Boggis
 Office Phone.....(731) 881-7694
 Email.....daboggis@utm.edu

Team Information

2019 Record.....8-6-5
 OVC Record/Finish.....6-2-2 / 3rd

Coaching Staff

Head Coach.....Phil McNamara
 Alma Mater.....King College, 2000
 Career Record.....258-127-27 (20)
 Record at School.....92-78-20 (10)
 Assistant Coaches
 Leslie Gillies
 Alex Zaroyan

UTMSports.com



**OVC Annual Women's Soccer Champions**Regular Season

1998	Tennessee Tech
1999	Eastern Illinois
2000	Eastern Illinois
2001	Southeast Missouri
2002	Southeast Missouri
2003	Samford
2004	Samford
2005	Samford
2006	Samford
2007	Southeast Missouri
2008	Murray State
2009	Morehead St. / UT Martin
2010	Morehead State
2011	Southeast Missouri
2012	UT Martin
2013	UT Martin
2014	Southeast Missouri / SIUE
2015	Murray State
2016	Murray St. / Eastern Kentucky
2017	Murray State
2018	UT Martin
2019	Southeast Missouri

Tournament

1998	No Tournament
1999	Eastern Illinois
2000	Tennessee Tech
2001	Eastern Illinois
2002	Eastern Illinois
2003	Eastern Illinois
2004	Eastern Illinois
2005	Samford
2006	Southeast Missouri
2007	Southeast Missouri
2008	Morehead State
2009	Murray State
2010	Morehead State
2011	UT Martin
2012	UT Martin
2013	Morehead State
2014	SIUE
2015	Murray State
2016	SIUE
2017	Murray State
2018	Murray State
2019	Belmont

OVC Annual Women's Soccer Award WinnersCoach of the Year

1998	Qasim Sheikh, TTU
1999	Heather Nelson, SEMO
2000	Steve Ballard, EIU
2001	Heather Nelson, SEMO
2002	Nathan Pifer, UTM
2003	Todd Yelton, SAM
2004	Greg Sheen, MOR
2005	Todd Yelton, SAM
2006	Erin Aubry, MOR
2007	Heather Nelson, SEMO
2008	Beth Acreman, MUR
2009	Warren Lipka, MOR
2010	Warren Lipka, MOR
2011	Heather Nelson, SEMO
2012	Phil McNamara, UTM
2013	Jason Cherry, EIU
	Warren Lipka, MOR
2014	Neil Macdonald, JSU
2015	Jeremy Groves, MUR
2016	Nick Flohre, EIU
2017	Jeremy Groves, MUR
2018	Phil McNamara, UTM
2019	Heather Nelson, SEMO

Player of the Year

1998	Heather Ory, EIU
1999	Ida Hakansson, EIU
2000	Devon Bissell, EIU
2001	Beth Guccione, SEMO
2002	Valerie Henderson, SEMO
2003	Beth Liesen, EIU
2004	Crystal Royall, SAM
2005	Rebecca Bohler, SAM
2006	Kellie Floyd, EIU
	Sharon Young, SAM
2007	Courtney Alexander, SEMO
2008	Kayla Swearingen, EIU
	Jillian Birchmeier, MOR
2009	Jen Hoffman, TTU
2010	Erin Adams, MOR
2011	Jessie Crabtree, SEMO
2012	Tatiana Ariza, APSU
2013	Jade Flory, MOR
2014	Rianna Jarrett, UTM
2015	Harriet Withers, MUR
2016	Harriet Withers, MUR
2017	Harriet Withers, MUR
2018	Amy McGivern, UTM
2019	Miyah Watford, MUR

Defensive Player of the Year

1998	Holly Wildman, TTU
1999	Kelli McCoy, TTU
2000	Kelli McCoy, TTU
2001	Jenny Hamilton, SEMO
2002	Jenny Hamilton, SEMO
2003	Amanda Stephens, JSU
2004	Crystal Royall, SAM
2005	Lindsay Pickering, SEMO
2006	Leslie King, MOR
2007	Lindsay Pickering, SEMO
2008	Tara Isbell, MUR
2009	Danielle Rogers, UTM
2010	Micaela Hornstein, MOR
2011	Melissa Govea, UTM
2012	Hayley Abbott, SEMO
2013	Ashton Aubuchon, SEMO
2014	Kindra Lierz, SEMO
2015	Kari Naerdemann, TTU
2016	Kari Naerdemann, TTU
2017	Kari Naerdemann, TTU
2018	Kaci Mitchell, UTM
2019	Sarah Teteak, EIU

Freshman of the Year

1998	Angela Freund, TTU
1999	Cara LeMaster, EIU
2000	Beth Liesen, EIU
2001	Robyn Vince, TTU
2002	Jill Burns, TTU
2003	Kim Matthews, SAM
2004	Michelle Steinhaus, EIU
2005	Rebekah Clay, MUR
2006	Amber Cress, SAM
2007	Ashley Runion, SEMO
2008	Jillian Birchmeier, MOR
2009	Danielle McMurray, MUR
	Kris Cambron, TTU
2010	Tatiana Ariza, APSU
2011	Erin Shulman, SEMO
2012	Saphyra Coombs-James, UTM
2013	Angela Black, MOR
2014	Kindra Lierz, SEMO
2015	Abby Timm, MOR
2016	Ashley Ritchie, MOR
2017	Rebecca Kubin, MUR
2018	Abby Jones, MUR
2019	Hailey Block, SEMO





OVC Annual Women's Soccer Final Standings

1998	OVC	Overall	Southeast Missouri	3-3-2	11-6-2	Murray State	5-2-1	11-9-2
Tennessee Tech	4-0-0	9-7-2	Tennessee Tech	2-3-3	7-6-4	Tennessee Tech	3-3-2	7-12-3
Eastern Illinois	3-1-0	10-7-1	Austin Peay	1-6-1	8-9-2	Eastern Illinois	3-3-2	7-8-5
Middle Tennessee	2-2-0	10-8-0	UT Martin	1-7-0	4-11-2	Eastern Kentucky	2-3-3	5-11-3
UT Martin	1-3-0	2-15-0				Southeast Missouri	2-3-3	8-7-3
Morehead State	0-4-0	2-16-0	2005	OVC	Overall	Jacksonville State	2-6-0	8-10-0
			Samford	7-2-0	15-4-4	Austin Peay	0-6-2	1-13-4
1999	OVC	Overall	Eastern Illinois	6-1-2	9-10-2	SIUE*	--	3-10-2
Eastern Illinois	5-0-0	11-9-0	Southeast Missouri	5-3-1	13-6-1	*reclassifying not eligible for OVC play		
Tennessee Tech	3-2-0	7-13-0	Murray State	5-3-1	8-10-3	2010	OVC	Overall
Middle Tennessee	2-2-1	10-10-1	Austin Peay	5-4-0	9-10-0	Morehead State	7-0-1	13-7-1
Southeast Missouri	2-2-1	4-8-1	Jacksonville State	4-4-1	8-9-2	Southeast Missouri	4-3-1	8-9-1
Morehead State	2-3-0	4-15-0	Tennessee Tech	3-5-1	6-11-2	Austin Peay	4-3-1	14-6-1
UT Martin	0-5-0	1-19-0	UT Martin	3-6-0	9-10-0	Eastern Illinois	3-2-3	7-9-5
			Morehead State	3-6-0	6-11-2	Eastern Kentucky	4-4-0	7-10-2
2000	OVC	Overall	Eastern Kentucky	1-8-0	1-14-1	Murray State	3-3-2	4-11-4
Eastern Illinois	5-0-0	15-4-1				UT Martin	3-4-1	8-8-2
Tennessee Tech	4-1-0	12-8-0	2006	OVC	Overall	Tennessee Tech	2-5-1	4-12-1
Southeast Missouri	2-3-0	10-6-0	Samford	6-0-3	11-4-3	Jacksonville State	1-7-0	3-14-1
Morehead State	2-3-0	9-10-1	Morehead State	5-1-3	8-8-3	SIUE*	--	8-7-1
Murray State	2-3-0	9-11-1	Eastern Illinois	4-1-4	8-7-5	*reclassifying not eligible for OVC play		
UT Martin	0-5-0	0-18-0	Southeast Missouri	4-3-2	10-8-2	2011	OVC	Overall
			Austin Peay	3-4-2	6-10-2	Southeast Missouri	8-1-0	12-6-1
2001	OVC	Overall	UT Martin	2-3-4	5-9-5	Eastern Kentucky	5-3-1	7-10-3
Southeast Missouri	5-0-0	16-2-0	Jacksonville State	3-5-1	5-12-2	UT Martin	5-3-1	14-7-2
Eastern Illinois	4-1-0	14-5-0	Murray State	2-4-3	5-9-4	Murray State	4-3-2	7-9-3
Tennessee Tech	3-2-0	12-7-0	Eastern Kentucky	2-5-2	4-12-2	Morehead State	4-4-1	11-8-3
Murray State	2-3-0	8-9-0	Tennessee Tech	1-6-2	2-13-3	SIUE*	4-5-0	6-9-1
UT Martin	1-4-0	4-14-0				Eastern Illinois	4-5-0	5-12-2
Morehead State	0-5-0	2-16-0	2007	OVC	Overall	Austin Peay	3-5-1	9-8-1
			Southeast Missouri	8-0-1	12-2-4	Jacksonville State	1-4-4	2-13-4
2002	OVC	Overall	Samford	8-1-0	15-5-1	Tennessee Tech	2-7-0	5-13-1
Southeast Missouri	6-0-0	14-4-2	Murray State	6-3-0	11-8-0	*reclassifying not eligible for OVC play		
Eastern Illinois	4-1-1	11-7-4	UT Martin	4-2-3	10-6-3	2012	OVC	Overall
UT Martin	3-2-1	9-7-3	Morehead State	4-4-1	5-10-1	UT Martin	8-1-	13-6-3
Tennessee Tech	3-3-0	12-6-1	Eastern Illinois	4-5-0	8-11-1	Austin Peay	7-2-1	12-8-1
Murray State	2-2-2	8-7-2	Tennessee Tech	2-5-2	4-10-4	Eastern Kentucky	6-3-1	10-7-3
Morehead State	0-5-1	2-12-1	Eastern Kentucky	2-6-1	4-11-3	Southeast Missouri	5-3-2	7-10-4
Austin Peay	0-5-1	0-12-3	Jacksonville State	2-6-1	4-12-1	Belmont	4-4-2	8-9-2
			Austin Peay	0-8-1	7-12-1	SIUE	4-4-2	7-8-4
2003	OVC	Overall				Eastern Illinois	4-5-1	6-12-1
Samford	7-1-0	12-4-5	2008	OVC	Overall	Jacksonville State	3-6-1	10-8-2
Eastern Illinois	6-0-2	11-5-5	Murray State	7-1-0	12-5-0	Morehead State	2-5-3	2-12-4
Jacksonville State	4-1-5	11-5-4	Eastern Kentucky	5-3-0	8-8-3	Tennessee Tech	3-7-0	5-12-1
UT Martin	4-2-2	9-7-3	UT Martin	4-2-2	10-5-4	Murray State	2-8-0	4-13-0
Southeast Missouri	4-3-1	10-5-5	Morehead State	4-2-2	9-9-3			
Tennessee Tech	3-5-0	9-11-0	Eastern Illinois	3-4-1	3-14-2	2013	OVC	Overall
Murray State	3-5-0	6-10-3	Tennessee Tech	3-4-1	5-14-1	UT Martin	8-2-0	11-9-1
Austin Peay	1-7-0	5-13-1	Jacksonville State	2-5-1	5-10-4	Morehead State	7-3-0	10-11-1
Morehead State	0-8-0	2-13-1	Austin Peay	1-4-3	4-12-3	Southeast Missouri	6-2-2	9-6-3
			Southeast Missouri	1-5-2	2-9-3	SIUE	6-3-1	13-5-3
2004	OVC	Overall	SIUE*	--	5-8-0	Eastern Illinois	6-4-0	6-14-0
Samford	7-1-0	10-7-1	*reclassifying not eligible for OVC play			Austin Peay	5-4-1	10-7-2
Eastern Illinois	6-1-1	13-6-2	2009	OVC	Overall	Belmont	5-4-1	7-8-2
Murray State	4-3-1	8-11-1	Morehead State	7-0-1	13-7-1			
Morehead State	4-4-0	9-9-1	UT Martin	4-3-1	8-9-1			
Jacksonville State	3-3-2	7-11-3						

FOLLOW THE REDHAWKS AT GOSOUTHEAST.COM



**OVC Annual Women's Soccer Final Standings**

Eastern Kentucky	4-5-1	5-12-2	2018	OVC	Overall
Murray State	3-7-0	6-10-1	UT Martin	9-0-1	15-3-1
Tennessee Tech	1-8-1	3-15-1	Murray State	7-3-0	13-5-1
Jacksonville State	0-9-1	4-13-2	Eastern Illinois	4-3-3	6-8-6

2014 OVC Overall

Southeast Missouri	8-2-0	11-6-0
SIUE	8-2-0	13-6-2
Murray State	7-3-0	11-9-0
UT Martin	6-3-1	12-6-2
Jacksonville State	6-4-0	12-9-1
Morehead State	5-3-2	11-6-5
Belmont	4-4-2	7-7-4
Austin Peay	3-6-1	4-13-1
Eastern Kentucky	2-7-1	4-14-1
Eastern Illinois	1-8-1	3-14-2
Tennessee Tech	0-8-2	2-14-2

2015 OVC Overall

Murray State	10-0-0	16-5-0
Tennessee Tech	6-3-1	8-8-4
Jacksonville State	5-4-1	8-9-2
UT Martin	5-4-1	7-11-1
Morehead State	5-4-1	9-11-2
Southeast Missouri	3-2-5	9-6-7
Austin Peay	4-6-0	8-10-0
Eastern Kentucky	4-6-0	4-12-0
Belmont	3-6-1	4-12-2
SIUE	2-7-1	5-11-3
Eastern Illinois	2-7-1	4-13-2

2016 OVC Overall

Murray State	7-0-3	8-5-4
Eastern Kentucky	8-2-0	13-5-1
Tennessee Tech	6-2-2	11-6-4
SIUE	6-3-1	10-8-5
Austin Peay	5-2-3	10-6-4
Belmont	5-4-1	6-9-4
Southeast Missouri	3-4-3	9-6-4
Morehead State	3-6-1	6-11-2
Jacksonville State	2-8-0	5-13-1
Eastern Illinois	2-8-0	5-13-0
UT Martin	1-9-0	4-14-0

2017 OVC Overall

Murray State	8-0-2	15-2-2
Tennessee Tech	6-1-3	9-5-3
Eastern Kentucky	6-1-3	11-5-4
Belmont	6-4-0	10-6-2
Southeast Missouri	4-3-3	8-8-4
UT Martin	4-5-1	6-11-3
SIUE	4-5-1	7-10-2
Austin Peay	3-4-3	8-7-3
Jacksonville State	3-7-0	6-10-2
Morehead State	2-7-2	3-13-1
Eastern Illinois	0-9-1	5-12-2

UT Martin	9-0-1	15-3-1
Murray State	7-3-0	13-5-1
Eastern Illinois	4-3-3	6-8-6
Eastern Kentucky	4-3-3	8-8-4
SIUE	4-5-1	6-9-2
Belmont	4-5-1	6-8-3
Southeast Missouri	3-4-3	5-8-5
Morehead State	4-6-0	5-14-0
Tennessee Tech	3-5-2	7-8-2
Austin Peay	3-6-1	8-8-1
Jacksonville State	2-7-1	4-11-3

2019 OVC Overall

Southeast Missouri	8-1-1	11-5-1
Murray State	8-2-0	11-8-0
UT Martin	6-2-2	8-6-5
SIUE	5-2-3	10-5-5
Tennessee Tech	4-3-3	6-8-5
Belmont	4-4-2	8-9-5
Austin Peay	3-5-2	4-10-4
Eastern Illinois	2-5-3	4-10-4
Eastern Kentucky	2-6-2	4-12-2
Morehead State	2-6-2	4-12-2
Jacksonville State	1-9-0	4-14-0





OVC Annual Women's Soccer All-Conference Teams

1998

First Team

Diane Markus, EIU
Diane Woolton, MTSU
Kelly McCoy, TTU
Joanna Maas, UTM
Angela Freund, TTU
Heather Ory, EIU
Jessica MaAnnar, MOR
Betha Aussin, EIU
Hailee Walsh, MTSU
Kim Thompson, UTM
Holly Wildman, TTU

Second Team

Carole Griggs, EIU
Lindsay Henderson, MTSU
Amber Burley, MOR
Brooke O'Connell, EIU
Rachel Sulkers, MTSU
Theresa Iwu, MOR
Calah Brown, TTU
Mandy Arledge, UTM
Tracie Strother, EIU
Becky Lamb, TTU
Makini Wall, MTSU
Jennifer Gordon, MOR
Jennifer Robb, MTSU

Honorable Mention

Jeanine Frederick, EIU
Lisa de la Mothe, UTM
Julie Tryon, TTU
Mary Claire Collins, MOR
Christy Herring, MOR

1999

First Team

Kelli McCoy, TTU
Stephanie Bleau, SEMO

Sarah Schulz, MTSU
Shanna Hozman, EIU
Angela Freund, TTU
Cara LeMaster, EIU

Jenny Hamilton, SEMO

Ida Hakansson, EIU

Nichole Thiele, SEMO

Hailee Walsh, MTSU

Beth Guccione, SEMO

Second Team

Julie Tryon, TTU
Meghan McMullen, UTM
Brandy Morris, MOR
Amanda Cadell, UTM
Tracy Tenholder, MOR
Sheri Robbins, MTSU
Devon Bissell, EIU
Stephanie Sandfoss, MOR

Kelli Armstrong, UTM

Myranda Hill, TTU

Theresa Iwa, MOR

Jennifer Robb, MTSU

Honorable Mention

Courtney Roth, EIU

Jen Unrein, SEMO

Kim Thompson, UTM

Sarah Haynes, MOR

Jessica Graczyk, EIU

Jennifer Gordon, MOR

2000

First Team

Jeanine Fredrick, EIU

Devon Bissell, EIU

Kelli McCoy, TTU

Julie Tryon, TTU

Erika Todd, SEMO

Kristen Stegeman, TTU

Cara LeMaster, EIU

Valerie Henderson, SEMO

Beth Liesen, EIU

Nichole Thiele, SEMO

Cheryl Bjorgan, TTU

Second Team

Julie Doyle, TTU

Paige Robinson, UTM

Stephanie Bleau, SEMO

Amanda Cadell, UTM

Jenny Hamilton, SEMO

Carole Griggs, EIU

Lauren McAdams, MUR

Lindsey Gustafson, MUR

Angela Freund, TTU

Christina Moore, MOR

Jackie Thomas, MUR

Stephanie Sandfoss, MOR

Honorable Mention

Rebecca Traen, EIU

Sarah Schaffbuch, MOR

Jen Cross, SEMO

Tracy Tenholder, MOR

Emily Schaller, MUR

2001

First Team

Beth Guccione, SEMO

Jenny Carter, MUR

Audra Frericks, EIU

Jenny Hamilton, SEMO

Rebecca Traen, EIU

Julie Tryon, TTU

Marla Gianino, SEMO

Lindsey Gustafson, MUR

Robyn Vince, TTU

Beth Liesen, EIU

Erin Slattery, SEMO

Second Team

Caryn Scheufler, TUM

Brittany Cook, MOR

Christi Lopez, TTU

Meghan McMullen, UTM

Devon Bissell, EIU

Cara LeMaster, EIU

Emily Schaller, MUR

Kristen Stegeman, TTU

Angela Freund, TTU

Theresa Reedy, MUR

Nichole Thiele, SEMO

Honorable Mention

Karen Fitzharris, MUR

Brandy Morris, MOR

Amanda Cadell, UTM

Jamie Roche, MUR

Sherrie Weeks, UTM

Tania Desmarais, TTU

Sara Johnson, EIU

Christina Moore, MOR

Erika Todd, SEMO

2002

First Team

Caryn Scheufler, UTM

Audra Frericks, EIU

Jenny Hamilton, SEMO

Heather Reding, SEMO

Erin McGuire, TTU

Jill Burns, TTU

Valerie Henderson, SEMO

Cara LeMaster, EIU

Beth Liesen, EIU

Robyn Vince, TTU

Dani Myrick, UTM

Second Team

Sarah Broadbent, APSU

Meg Jordan, UTM

Lee Ann Langsfeld, EIU

Rebecca Traen, EIU

Marla Gianino, SEMO

Lindsey Gustafson, MUR

Tracy Tenholder, MOR

Theresa Reedy, MUR

Kristen Robertson, MUR

Stephanie Shwetz, APSU

Erin Slattery, SEMO

Third Team

Amanda Wrzos, SEMO

Kristin Becker, MUR

Brittney Cook, MOR

Laura Hauskins, SEMO

Kaylee Yago, APSU

Tavi Renier, UTM

Emily Schaller, MUR

Sherrie Weeks, UTM

Julie Wunderlich, SEMO

Terri Manser, EIU

Erika Todd, SEMO

2003

First Team

Amanda Stephens, JSU

Breanne Milne, JSU

Kristen Fleegeer, JSU

Audra Frericks, EIU

Kim Matthews, SAM

Marla Gianino, SEMO

Trisha Walter, EIU

Kindal Keim, UTM

Beth Liesen, EIU

Dani Myrick, UTM

Jill Burns, TTU

Second Team

Crystal Royall, SAM

Kelly Christoffer, SAM

Heather Reding, SEMO

Jamie Ohlheiser, UTM

Emily Schaller, MUR

Sharyne Connell, EIU

Joanne McCaughey, JSU

Sara Geiger, SAM

Lindsay Shanks, SAM

Marian Wagner, SAM

Tiffanie Stewart, JSU

Third Team

Tiffany Groene, EIU

Lee Ann Langsfeld, EIU

Sharon Young, SAM

Jessi Wuellner, SEMO

Lindsey Tilk, UTM

Heidi Kearns, SAM

Joni Simmons, TTU

Ashley DeRoy, SEMO

Jocelyn Daniel, TTU

Katie Jackson, UTM

Barbara Tomaszek, TTU

2004

First Team

Crystal Royall, SAM

Breanne Milne, JSU

Lee Ann Langsfeld, EIU

Sharon Young, SAM

Rachel Kendall, MOR

Jamie Ohlheiser, UTM

Audra Frericks, EIU

Sharyne Connell, EIU

Heather Birdsell, SAM



**OVC Annual Women's Soccer All-Conference Teams**

Kim Matthews, SAM
Michelle Steinhaus, EIU

Second Team

Sarah Broadbent, APSU
Heather Reding, SEMO

Kendra Benshoff, JSU
Lindsay Shanks, SAM
Erin Mitchell, APSU
Heidi Kearns, SAM
Adoniz Bivins, APSU
Megan Hejlak, SEMO
Katie Behrens, UTM
Theresa Reedy, MUR
Trisha Walter, EIU

2005**First Team**

Sarah Broadbent, APSU
Lindsay Pickering, SEMO
Lee Ann Langsfeld, EIU
Erin Hartman, SEMO
Laura Oppergard, MUR
Heather Birdsell, SAM

Lisa Schweppe, SEMO

Sharyne Connell, EIU
Rebecca Bohler, SAM
Krista Llewellyn, MUR
Joni Simmon, TTU
Kelly Busch, MOR

Second Team

Leslie King, MOR
Christina Graul, EIU
Tara Tidwell, APSU
Rebecca Mock, SAM
Sharon Young, SAM

Katie Behrens, UTM
Kim Matthews, SAM
Kathleen Hayes, EIU
Rebekah Clay, MUR
Dani Myrick, UTM
Ashley Beck, APSU

All-Newcomer

Krisa Llewellyn, MUR
Rebekah Clay, MUR
Ashley Beck, APSU
Lauren Faubion, SAM
Lindsay Pickering, SEMO
Cayley Winters, SAM

Casey Kraft, SEMO

Kelly Busch, MOR
Ashley Slota, EIU
Leslie King, MOR
Janine Davie, EIU

2006**First Team**

Leslie King, MOR
Tara Tidwell, APSU
Sharon Young, SAM
A.J. Brewer, EIU
Heather Birdsell, SAM
Katie Behrens, UTM
Monica Dunham, APSU
Kellie Floyd, EIU
Rebekah Clay, MUR
Rebecah Kendall, MOR
Amber Cress, SAM

Second Team**Lindsay Pickering, SEMO**

Lauren Oppergard, MUR

Jessi Wuellner, SEMO

Casey Kraft, SEMO

Trisha Walter, EIU

Margie Schaeffler, SEMO

Christina Balint, JSU
Jocelyn Daniel, TTU
Rebecca Bohler, SAM
Ashley Beck, APSU
Jen Hoffman, TTU

All-Newcomer

Amber Cress, SAM

Courtney Alexander, SEMO

Monica Dunham, APSU
Cara Sullivan, UTM
Jen Hoffman, TTU
Georgia Koromelas, EIU
Sarah Miller, JSU

A.J. Brewer, EIU

Jenny Williams, EIU

Paige Lanter, SAM

Lindsey Stefanni, MOR

2007**First Team****Lindsay Pickering, SEMO**

Kathleen Hayes, EIU
Michelle McAlarnen, TTU
Courtney Moore, JSU
Rebekah Clay, MUR
Heather Birdsell, SAM

Margie Schaeffler, SEMO

Amber Cress, SAM

Courtney Alexander, SEMO

Katie Behrens, UTM

Second Team

Cayley Winters, SAM
Jamie Price, UTM
Jessica Goshert, EIU
Cindy Spiker, SAM
Katrina Meyer, MUR
Kellie Floyd, EIU

Vanessa Hart, SEMO

Carly Muller, EIU
Ashley Beck, APSU
Ashley Runion, SEMO
Michelle Steinhaus, EIU

All-Newcomer**Ashley Runion, SEMO**

Lauren Cook, SAM
Tara Isbell, MUR
Caitlyn Eisenhour, EIU
Vanessa Hart, SEMO
Colette Nammour, SAM
Erin Adams, MOR
Michelle Thorstad, APSU
Hillary Samuels, SAM
Carly Muller, EIU
Tara Brown, TTU

2008**First Team**

Tara Isbell, MUR
Melisa Cury, MUR
Maddy Schumaker, EIU
Danielle Rogers, UTM

Heather Bruce, EIU

Rebekah Clay, MUR

Chelsea Pelletier, JSU

Casey Kraft, SEMO

Katie Wilson, MUR
Jillian Birchmeier, MOR
Pam Melinauskas, EIU

Second Team

Stephanie Lynch, EIU
Sam Balek, EIU
Hannah Jones, APSU
Kristin Hennek, TTU
Taren Brown, TTU
Bethany Davidson, MOR
Sophie Hargreaves, MUR

Kristi Frick, SEMO

Ashley Smith, TTU
Kayla Swearingen, EIU
Laura Caldon, EIU

All-Newcomer

Rachel Wright, MUR
Jillian Birchmeier, MOR
Chelsea Pelletier, JSU
Heather Bruce, EIU
Veronika Pribyslavaska, MUR
Melissa Govea, UTM
Sam Balek, EIU
Kelly Ann Hutchinson, UTM
Devon Jordan, MOR
Alanna Foster, APSU
Mabel Velarde, SEMO

2009**First Team**

Jenny Williams, EIU
Danielle Rogers, UTM
Hayley Abbott, SEMO
Veronika Pribyslavaska, MUR
Nicole Evans, MUR
Brooke Robertson, UTM
Lindsey Stefanni, MOR
Sophie Hargreaves, MUR
Jen Hoffman, TTU
Laura Ridolfi, EIU
Kris Cambron, TTU

Second Team

Stephanie Lynch, EIU
Lily Meisner, MOR
Sam Balek, EIU
Taren Brown, TTU
Alyshia Madison, JSU
Ashley Green, EIU
Bethany Davidson, MOR
Danielle McMurray, MUR
Amber DeLaney, JSU
Kendyl Wilson, UTM

Ashley Runion, SEMO**All-Newcomer**

Kendyl Wilson, UTM
Kris Cambron, TTU
Danielle McMurray, MUR
Hayley Abbott, SEMO
Alex Hess, EIU
Kristen Germann, EIU
Aubrey Buehler, UTM
Jazzmine Chandler, APSU
Courtney Moriarty, MOR
Andrea Meloff, TTU

Bobbi Jo Schlick, SEMO**2010****First Team**

Kaylin Lorbert, EIU
Sophie Hargreaves, MUR
Hayley Abbott, SEMO
Micaela Hornstein, MOR
Carly Muller, EIU

Natalia Ariza, APSU

Courtney Luehmann, SEMO

Erin Adams, MOR
Tatiana Ariza, APSU
Ashley Runion, SEMO
Nicole Donnelly, EIU

Second Team

Lily Meisner, MOR
Deja Tennon, EIU
Sam Dunn, UTM
Leigh Heffner, TTU
Ashley Eck, EIU





OVC Annual Women's Soccer All-Conference Teams

Joceline Quiceno, APSU
 Kerri Reid, TTU
 Danielle McMurray, MUR
 Giuleana Lopez, MOR
 Rosaelia Loza, UTM
 Kaitlin Sullivan, EIU

All-Newcomer

Tatiana Ariza, APSU
 Nicole Donnelly, EIU
 Giuleana Lopez, MOR
 Rosaelia Loza, UTM
 Natalia Ariza, APSU

Ashton Aubuchon, SEMO

Lauren Bozesky, SEMO

Shauna Wicker, MUR
 Caitlin Greene, EIU
 Joceline Quiceno, APSU
 Sam Dunn, UTM

2011

First Team

Ashton Aubuchon, SEMO

Melissa Govea, UTM
 Sophia Hargreaves, MUR

Nikki Edwards, SEMO

Lauren Bozesky, SEMO

Brittany Kiracofe, MOR
 Julie Mooney, MUR
 Brooke Robertson, UTM
 Tatiana Ariza, APSU

Jessie Crabtree, SEMO

Erin Shulman, SEMO

Second Team

Annie Wickett, EIU
 Katelyn Geddings, JSU
 Lauren Fant, EIU
 Leigh Heffner, TTU
 Deja Tennon, EIU
 Natalia Ariza, APSU
 Chelsea Pelletier, JSU

Vanessa Hart, SEMO

Kristin Germann, EIU
 Meagan Iffrig, SIUE
 Emily Perkins, APSU

All-Newcomer

Erin Shulman, SEMO

Jessie Crabtree, SEMO

Julie Mooney, MUR
 Annie Wickett, EIU
 Emily Perkins, APSU
 Holly Tilley, MOR
 Amy Maksimowicz, UTM
 Michelle Auer, SIUE
 Midori Sera, UTM
 Meagan Radloff, EIU
 Paige Larkin, EIU

2012

First Team

Mariah Klenke, UTM
 Ashley Reveiz, UTM

Hayley Abbott, SEMO

Emily D'Italia, EIU
 Lauren Fant, EIU
 Hannah McGowen, UTM
 Natalia Ariza, APSU
 Veronika Pribyslavska, MUR
 Tatiana Ariza, APSU
 Saphyra Coombs-James, UTM
 Nikki Donnelly, EIU

Second Team

Haylee Shoaff, APSU
 Jennifer Pelley, SIUE
 Ashley Streid, EIU
 Kourtney Price, SIUE

Ali Bauer, SEMO

Alyssa Curtis, UTM
 Cassidy Sherman, SIUE
 Michelle Auer, SIUE
 Kristin Germann, EIU
 Kelsey Bright, JSU
 Ellie Iacofano, TTU
 Emily Perkins, APSU

All-Newcomer

Saphyra Coombs-James, UTM
 Kelsey Bright, JSU
 Jennifer Pelley, SIUE

Renee Kertz, SEMO

Mikala Ferguson, EIU
 Ashley Reveiz, UTM
 Cassidy Sherman, SIUE
 Hannah Miller, EIU
 Kelsey Gomez, MOR
 Katie Proud, BEL

Paige Luehmann, SEMO

2013

First Team

Ashton Aubuchon, SEMO

Mariah Klenke, UTM
 Jade Flory, MOR
 Tatiana Ariza, APSU
 Katie Proud, BEL
 Meagan Radloff, EIU
 Julie Mooney, MUR
 Aoife Lennon, UTM
 Hannah Fessenden, UTM
 Natalia Ariza, APSU
 Paige Larkin, EIU

Second Team

Jennifer Pelley, SIUE
 Nikki Donnelly, EIU

Natasha Minor, SEMO

Andy Quiceno, APSU
 Kayla Delgado, SIUE
 Jackie Rush, JSU
 Alyssa Curtis, UTM
 Cassidy Sherman, SIUE
 Alison Alcott, BEL
 Lauren Hoppensteadt, EIU
 Kourtney Price, SIUE

All-Newcomer

Jade Flory, MOR
 Aoife Lennon, UTM

Nastasha Minor, SEMO

Angela Black, MOR
 Kayla Delgado, SIUE
 Ellie Myrick, UTM
 Cassie Smith, EIU
 Gina Fabbro, APSU

Breana Beine, SEMO

Christian Rohde, SEMO

Mackenzie Bellows, JSU

2014

First Team

Kindra Lierz, SEMO

Rianna Jarrett, UTM
 Julie Mooney, MUR

Natasha Minor, SEMO

Jade Flory, MOR
 Dominika Conc, UTM
 Courtney Hurt, JSU
 Jackie Rush, JSU
 Samantha Jones, SIUE
 Paige Larkin, EIU
 Amy Maksimowicz, UTM

Second Team

Jennifer Pelley, SIUE
 Giana Fabbro, APSU

Breana Beine, SEMO

Pavlina Nepokojova, MUR
 Taylor Smith, BEL
 Kayte Skirvan, SIUE
 Cassidy Sherman, SIUE

Kelsey Gomez, MOR

Meagan Radloff, EIU

Meredith Martin, BEL

Christina Rohde, SEMO

All-Newcomer

Rianna Jarrett, UTM
 Emily Grahl, SIUE

Kindra Lierz, SEMO

Belicia Mendiola, BEL
 Shelby Haworth, MUR
 Harriet Withers, MUR

Valeria Jaramillo, SEMO

Mariah Vollmer, SIUE

Chelsi Bender, JSU
 Emmi Carroll, EIU
 Taylor Fry, UTM

2015

First Team

Kari Naerdemann, TTU
 Abby Timm, MOR
 Harriet Withers, MUR
 Taylor Richerson, MUR
 Taylor Stephens, MUR
 Abi Gearing, TTU
 Maggie Burkett, UTM
 McKenzie Dixon, APSU
 Rebecca Starnes, UTM
 Olivia Drapes, JSU
 Amani Thomas, EIU

Second Team

Alex Steigerwald, MUR
 Giana Fabbro, APSU
 Saphyra Coombs-James, UTM
 Dani Wilson, MOR

Angie Mann, SEMO

Belicia Mendiola, BEL
 Claire Petersen, JSU
 Tieg Palmater, MOR
 Karigan Owens, TTU
 Cassidy Rawdon, SIUE

Lauren Kaempfe, SEMO

All-Newcomer

Abbi Timm, MOR
 Alex Steigerwald, MUR
 Kari Naerdemann, TTU
 Rebecca Starnes, UTM
 McKenzie Dixon, APSU
 Lisa Schmieder, UTM
 Dani Wilson, MOR
 Maggie Burkett, UTM
 Claire Petersen, JSU
Angie Mann, SEMO
Lauren Kaempfe, SEMO
 Stephanie Bukovec, BEL

2016

First Team

Kari Naerdemann, TTU
 Harriet Withers, MUR
 Jordan Foster, EIU

Natasha Minor, SEMO

Abi Gearing, TTU
 Cassie Smith, EIU
 Amy McGivern, UTM
 Alison Critcher, MUR
 Lauren Brewer, TTU
 Mary Ruth Locastro, APSU
 Angela Black, MOR



**OVC Annual Women's Soccer All-Conference Teams**

Kassidy Rawdon, SIUE

Second Team

Stephanie Bukovec, BEL

Anna Hall, ECU

Kristin Robertson, APSU

Taylor Richerson, MUR

Ashley Ritchie, MOR

Emily Grahl, SIUE

Esmie Gonzales, SEMO

Belicia Mendiola, BEL

Brittany Coca, BEL

Nyomi Devine, MUR

Karigan Owens, TTU

All-Newcomer

Ashley Ritchie, MOR

Esmie Gonzales, SEMO

Nora Vicsek, TTU

Karsyn Hasch, MUR

Marian Wolski, ECU

Pamela Penaloza, APSU

Peyton Roehnelt, SIUE

Danae Kaldaridou, UTM

Anna Brock Hawkins, BEL

Cheyenne Carden, JSU

Henar Urteaga, EIU

2017**First Team**

Kari Naerdmann, TTU

Harriet Withers, MUR

Belicia Mendiola, BEL

Kirstin Robertson, APSU

Jordan Foster, ECU

Esmie Gonzales, SEMO

Danae Kaldaridou, UTM

Emily Grahl, SIUE

Karsyn Hasch, MUR

Lauren Brewer, TTU

Nyomi Devine, MUR

Second Team

Alex Stiegerwald, MUR

Rebecca Kubin, MUR

Julie Garst, BEL

Danielle Monroe, JSU

Mayra Tarraga Manzanal, TTU

Tara Austin, BEL

Bailey Bounds, ECU

Morgan Drawdy, APSU

Karigan Owens, TTU

Haley Kemper, ECU

Lindsay Carlson, EIU

All-Newcomer

Rebecca Kubin, MUR

Miyah Watford, MUR

Julie Garst, BEL

Tina Marolt, TTU

Katie Shaffer, ECU

MacKenzie Litzsinger, SIUE

Lexi Grote, SEMO

Kendall Powell, TTU

Morgan Drawdy, APSU

Sydney Cason, BEL

Kamryn Chappell, UTM

2018**First Team**

Erica Myers, UTM

Erin Torrence, ECU

Dani Wilson, MOR

Miyah Watford, MUR

Julie Garst, BEL

Amy McGivern, UTM

Esmie Gonzales, SEMO

Danae Kaldaridou, UTM

Kaci Mitchell, UTM

Kaitie Shipley, TTU

Henar Urteaga, EIU

Second Team

Sara Teteak, EIU

Abby Jones, MUR

Rebecca Kubin, MUR

Skylor Keane, UTM

Andrea Frerker, SIUE

Claire Larose, APSU

Monica Rios, ECU

Claire Peterson, JSU

Karsyn Hasch, MUR

Renee Semaan, APSU

Jennifer Smith, APSU

All-Newcomer

Abby Jones, MUR

Skylor Keane, UTM

Sarah Owusu, ECU

Colleen Swift, MOR

Bailey Redden, SEMO

Chloe Smith, TTU

Sam Kelly, UTM

Morgan McCourt, SEMO

Nicole Palmer, MOR

Zoe Aguirre, ECU

Maisie Paulson, JSU

2019**First Team**

Sara Teteak, EIU

Miyah Watford, MUR

MacKenzie Litzsinger, SIUE

Abby Jones, MUR

Kendall Powell, TTU

Claire Larose, APSU

Esmie Gonzales, SEMO

Tina Marolt, TTU

Maria Castaldo, UTM

Izzy Heckman, MUR

Katie Shaffer, ECU

Kaitie Shipley, TTU

Second Team

Jensen Schoch, SIUE

Hailey Block, SEMO

Julie Garst, BEL

Cynthia Bagozzi, JSU

Sarah Owusu, ECU

Itxaso Aguero, EIU

Bella Roberts, UTM

Renee Semaan, APSU

Nicole Palmer, MOR

Elin Berggren, UTM

Rachel Vernon, BEL

All-Newcomer

Audrey Anderson, ECU

Cynthia Bagozzi, SU

Elin Berggren, UTM

Hailey Block, SEMO

Maria Castaldo, UTM

Emma Dutko, SIUE

Anna McPhie, APSU

Avery Nowak, BEL

Lauren Payne, MUR

Lily Schnieders, SIUE

Saraya Young, MUR





OVC Women's Soccer Records

Individual - Season

Points: 49 - Beth Liesen, EIU (2003)
Points Per Game: 2.23 - Beth Liesen, EIU (2003)
Goals: 20 - Beth Liesen, EIU (2003)
Goals Per Game: .91 - Beth Liesen, EIU (2003)
Assists: 17 - Robyn Vince, TTU (2002)
Assists Per Game: .95 - Robyn Vince, TTU (2002)
Most Game Winners: 9 - Beth Liesen, EIU (2001)
Shots: 112 - Beth Liesen, EIU (2003)
 112 - Rianna Jarrett, UTM (2014)
Shots Per Game: 5.63 - Harriet Withers, MUR (2017)

Goalie Records - Season

Best Goals Against Avg.: .44 - Beth Guccione, SEMO (2001)
Saves: 186 - Sarah Broadbent, APSU (2000)
Saves Percentage: .890 - Kari Naerdemann, TTU (2017)
Shutouts: 13 - Beth Guccione, SEMO (2001)

Team - Season

Points: 156 - Jacksonville State (2014)
Points Per Game: 7.6 - Jacksonville State (2014)
Goals: 54 - Jacksonville State (2014)
Goals Per Game: 2.58 - UT Martin (2018)
Assists: 48 - Jacksonville State (2014)
Shots: 403 - Murray State (2008)
Shots Per Game: 21.11 - UT Martin (2018)
Best Goals Against Avg.: .44 - Southeast Missouri (2001)
Saves: 194 - Austin Peay (2001)
Cornerkicks: 155 - SIUE (2019)
Winning Pct: .889 - Southeast Missouri (2001)
Most Wins: 16 - Southeast Missouri (2001)
 16 - Murray State (2015)
Most Losses: 19 - UT Martin (1999)

Individual - Game

Points: 10 - Lacey Latimer (MUR) v. Arkansas-Pine Bluff (09/15/06)
Goals: 4 - Jackie Thomas (MUR) v. UT Martin (10/27/00)
 - Kim Thompson (UTM) v. North Alabama (10/27/00)
 - Lacey Latimer (MUR) v. Arkansas-Pine Bluff (09/15/06)
 - Rebekah Kendall (MOR) v. Murray State (10/06/06)
 - Jillian Birchmeier (MOR) v. Tennessee Tech (10/05/08)
 - Claire Pultz (APSU) v. Alabama A&M (08/19/11)
 - Kayla Delgado (SIUE) at Drake (08/25/13)
Assists: 4 - Barbara Tomaszek (TTU) v. Murray State (10/24/03)
 - Erika Todd (SEMO) v. Jacksonville State (09/02/01)
 - Angela Freund (TTU) v. Northwestern State (09/01/00)
 - Kayla Stolfi (EIU) v. Chicago State (09/03/17)
 - Abby Jones (MUR) v. SIUE (09/22/19)
Shots: 16 - Christina Balint (JSU) v. Alabama State (09/08/06)
Saves: Stephanie Highsmith (APSU) v. Morehead St. (10/13/02)

Team - Game

Points: 38 - Southeast Missouri v. Arkansas-Pine Bluff (09/16/06)
Goals: 14 - Austin Peay v. Alabama A&M (08/19/11)
Assists: 14 - Southeast Missouri v. Arkansas-Pine Bluff (09/16/06)
Goals Allowed: 9 - UT Martin v. Centenary (1999)
 - Eastern Kentucky v. Southeast Missouri (09/30/17)

Individual - Career

Points: 149 - Beth Liesen, EIU (2000-03)
Goals: 62 - Beth Liesen, EIU (2000-03)
Assists: 30 - Devon Bissell, EIU (1999-01)
Shots: 284 - Rebekah Kendall, MOR (2004-07)
Game Winners: 26 - Beth Liesen, EIU (2000-03)
Saves: 389 - Sara Broadbent, APSU (2002-05)
Shutouts: 34 - Kari Naerdemann, TTU (2015-18)



**OVC Women's Soccer Tournament Results****1999 - Charleston, Ill.**FIRST ROUNDS

#3 Middle Tennessee 6, #4 UT Martin 1
 #4 Southeast Missouri 2, #5 Morehead St. 0

SEMIFINALS

#2 Tennessee Tech 3, #3 Middle Tennessee 2
 #1 Eastern Illinois 2, #4 Southeast Missouri 1 (OT)

CHAMPIONSHIP

#1 Eastern Illinois 3, #2 Tennessee Tech 1

2000 - Charleston, Ill.FIRST ROUNDS

#4 Morehead State 2, #5 Southeast Missouri 1
 #3 Murray State 4, #6 UT Martin 3

SEMIFINALS

#1 Eastern Illinois 3, #4 Morehead State 1
 #2 Tennessee Tech 2, #3 Murray State 1

CHAMPIONSHIP

#2 Tennessee Tech 1, #1 Eastern Illinois 0 (2OT)

2001 - Cape Girardeau, Mo.SEMIFINALS

#2 Eastern Illinois 4, #3 Tennessee Tech 1
 #1 Southeast Missouri 2, #4 Murray State 0

CHAMPIONSHIP

#2 Eastern Illinois 1, #1 Southeast Missouri 0

2002 - Cape Girardeau, Mo.SEMIFINALS

#2 Eastern Illinois 1, #3 UT Martin 0
 #1 Southeast Missouri 2, #4 Tennessee Tech 1

CHAMPIONSHIP

#2 Eastern Illinois 2, #1 Southeast Missouri 2
 (EIU wins on PKs)

2003 - Birmingham, Ala.FIRST ROUNDS (at Campus Sites)

#5 Southeast Missouri 2, #4 UT Martin 0
 #3 Jacksonville State 2, #6 Tennessee Tech 0

SEMIFINALS

#2 Eastern Illinois 1, #3 Jacksonville State 0
 #1 Samford 0, #4 Southeast Missouri 0
 (Samford advances on PKs)

CHAMPIONSHIP

#2 Eastern Illinois 1, #1 Samford 1
 (EIU advances on PKs)

2004 - Birmingham, Ala.FIRST ROUNDS (at Campus Sites)

#3 Murray State 1, #6 Southeast Missouri 0
 #5 Jacksonville State 3, #4 Morehead State 0

SEMIFINALS

#2 Eastern Illinois 4, #3 Murray State 0
 #1 Samford 3, #5 Jacksonville State --

CHAMPIONSHIP

#2 Eastern Illinois 3, #1 Samford 2

2005 - Charleston, Ill.FIRST ROUNDS (at Campus Sites)

#4 Murray State 3, #5 Austin Peay 0
 #3 Southeast Missouri 1, #6 Jacksonville State 0

SEMIFINALS

#1 Samford 0, #4 Austin Peay 0
 (Samford advances on PKs)
 #2 Eastern Illinois 1, #3 Southeast Missouri 0

CHAMPIONSHIP

#1 Samford 1, #2 Eastern Illinois 0

2006 - Birmingham, Ala.FIRST ROUNDS (at Campus Sites)

#4 Southeast Missouri 3, #5 Austin Peay 0
 #3 Eastern Illinois 1, #6 UT Martin 0

SEMIFINALS

#2 Morehead State 1, #3 Eastern Illinois 0
 #4 Southeast Missouri 3, #1 Samford 2 (2OT)

CHAMPIONSHIP

#4 Southeast Missouri 2, #2 Morehead State 0

2007 - Cape Girardeau, Mo.FIRST ROUNDS (at Campus Sites)

#4 UT Martin 2, #5 Morehead State 0
 #6 Eastern Illinois 2, #3 Murray State 1 (OT)

SEMIFINALS

#2 Samford 1, #6 Eastern Illinois 0
 #1 Southeast Missouri 1, #4 UT Martin 0

CHAMPIONSHIP

#1 Southeast Missouri 1, #2 Samford 1
 (SEMO advances in PKs)

2008 - Murray, Ky.FIRST ROUNDS (at Campus Sites)

#3 UT Martin 2, #6 Tennessee Tech 1
 #4 Morehead State 2, #5 Eastern Illinois 1

SEMIFINALS

#3 UT Martin 0, #2 Eastern Kentucky 0
 (UT Martin advances in PKs)

#4 Morehead State 2, #1 Murray State 2
 (Morehead State advances in PKs)

CHAMPIONSHIP

#4 Morehead State 1, #3 UT Martin 0

2009 - Morehead, Ky.FIRST ROUNDS

#4 Tennessee Tech 3, #5 Eastern Illinois 0 (2OT)
 #1 Murray State 1, #6 Eastern Kentucky 0

SEMIFINALS

#4 Tennessee Tech 2, #1 Morehead State 1 (2OT)
 #3 Murray State 1, #2 UT Martin 0

CHAMPIONSHIP

#3 Murray State 4, #4 Tennessee Tech 0

2010 - Morehead, Ky.FIRST ROUNDS

#4 Eastern Illinois 2, #5 Eastern Kentucky 1
 #3 Austin Peay 1, #6 Murray State 0

SEMIFINALS

#1 Morehead State 2, #4 Eastern Illinois 1
 #3 Austin Peay 3, #2 Southeast Missouri 1

CHAMPIONSHIP

#1 Morehead State 2, #3 Austin Peay 1

2011 - Cape Girardeau, Mo.FIRST ROUNDS

#3 UT Martin 4, #6 Eastern Illinois 1
 #5 Morehead State 1, #4 Murray State 0

SEMIFINALS

#3 UT Martin 4, #2 Eastern Kentucky 0
 #5 Morehead State 2, #1 Southeast Missouri 1

CHAMPIONSHIP

#3 UT Martin 2, #5 Morehead State 1

2012 - Martin, Tenn.FIRST ROUNDS

#4 Southeast Missouri 1, #5 Belmont 0
 #6 SIUE 0, #3 Eastern Kentucky 0
 (SIUE advances on PKs)

SEMIFINALS

#1 UT Martin 1, #4 Southeast Missouri 0
 #2 Austin Peay 1, #6 SIUE 0

CHAMPIONSHIP

#1 UT Martin 2, #2 Austin Peay 0

2013 - Martin, Tenn.FIRST ROUNDS

#4 SIUE 2, #5 Eastern Illinois 1
 #6 Austin Peay 1, #3 Southeast Missouri 0

SEMIFINALS

#1 UT Martin 2, #4 SIUE 1 (OT)
 #2 Morehead State 4, #6 Austin Peay 2

CHAMPIONSHIP

#2 Morehead State 1, #1 UT Martin 0

2014 - Cape Girardeau, Mo.FIRST ROUNDS

#6 Morehead State 5, #3 Murray State 1
 #5 Jacksonville State 1, #4 UT Martin 1
 (JSU advances on PKs)

SEMIFINALS

#2 SIUE 2, #6 Morehead State 1 (OT)
 #5 Jacksonville State 1, #1 Southeast Missouri 0

CHAMPIONSHIP

#2 SIUE 3, #5 Jacksonville State 2





OVC Women's Soccer Tournament Results

2015 - Murray, Ky.

FIRST ROUNDS

Southeast Missouri 1, @ Jacksonville State 1
(Southeast Missouri advances on PKs)

Morehead State 4, @ UT Martin 2

SEMIFINALS

#6 Southeast Missouri 2, #2 Tennessee Tech 0

#1 Murray State 2, #5 Morehead State 1

CHAMPIONSHIP

#1 Murray State 1, #6 Southeast Missouri 0 (OT)

2016 - Murray, Ky.

FIRST ROUNDS

#3 Tennessee Tech 3, #6 Belmont 0

#4 SIUE 0, #5 Austin Peay 0

(SIUE advances on PKs)

SEMIFINALS

#2 Eastern Kentucky 0, #3 Tennessee Tech 0

(EKU advances on PKs)

#4 SIUE 2, #1 Murray State 1 (OT)

CHAMPIONSHIP

#4 SIUE 1, #2 Eastern Kentucky 0

2017 - Murray, Ky.

FIRST ROUNDS (at Campus Sites)

#7 SIUE 2, #6 UT Martin 1

#5 Southeast Missouri 2, #8 Austin Peay 1

QUARTERFINALS

#3 Eastern Kentucky 2, #7 SIUE 1

#5 Southeast Missouri 0, #4 Belmont 0

(SEMO advances on PKs)

SEMIFINALS

#3 Eastern Kentucky 1, #2 Tennessee Tech 0 ^(2OT)

#1 Murray State 1, #5 Southeast Missouri 0

CHAMPIONSHIP

#1 Murray State 1, #3 Eastern Kentucky 0 (OT)

2018 - Martin, Tenn.

FIRST ROUNDS (at Campus Sites)

#5 SIUE 2, #8 Morehead State 1 (OT)

#7 Southeast Missouri 0, #6 Belmont 0

(SEMO advances on PKs)

QUARTERFINALS

#4 Eastern Kentucky 0, #5 SIUE 0

(EKU advances on PKs)

#3 Eastern Illinois 0, #7 Southeast Missouri 0

(EIU advances on PKs)

SEMIFINALS

#2 Murray State 1, #3 Eastern Illinois 0

#1 UT Martin 3, #4 Eastern Kentucky 2

CHAMPIONSHIP

#2 Murray State 3, #1 UT Martin 1

2019 - Cape Girardeau, Mo.

FIRST ROUNDS (at Campus Sites)

#6 Belmont 1, #7 Austin Peay 0 (OT)

#8 Eastern Illinois 2, #5 Tennessee Tech 0

QUARTERFINALS

#4 SIUE 1, #8 Eastern Illinois 0

#6 Belmont 3, #3 UT Martin 2

SEMIFINALS

#6 Belmont 2, #2 Murray State 1

#4 SIUE 2, #1 Southeast Missouri 1

CHAMPIONSHIP

#6 Belmont 0, #4 SIUE 0

(Belmont advances on PKs)



**OVC Women's Soccer All-Tournament Teams****1999****Carole Griggs, EIU (MVP)**

Devon Bissell, EIU
Angela Freund, TTU

Beth Guccione, SEMO

Morgan Guoan, MTSU
Ida Hakansson, EIU
Myranda Hill, TTU
Shanna Hozman, EIU

Kelli McCoy, TTU
Allison Schulz, MTSU

Nichole Thiele, SEMO**2000****Julia Doyle, TTU (MVP)**

Alison Connley, MOR
Jeanine Fredrick, EIU
Carole Griggs, EIU
Lindsey Gustafson, MUR
Becky Lamb, TTU
Kelli McCoy, TTU
Katie Quiter, EIU
Sarah Schafbuch, MOR
Jackie Thomas, MUR
Julie Tryon, TTU

2001**Devon Bissell, EIU (MVP)**

Rachel Dorfman, EIU
McKenzie Smith, EIU
Cara LeMaster, EIU

Diana Poovey, SEMO**Katie Huelsing, SEMO****Julie Wunderlich, SEMO**

Tania Desmarais, TTU
Myranda Hill, TTU
Lindsay Gustafson, MUR
Kim Sinclair, MUR

2002**Teri LaRoche, EIU (MVP)**

Cara LeMaster, EIU
Audra Frerick, EIU
Lindsay Dechert, EIU

Jenny Hamilton, SEMO**Megan Hajlek, SEMO****Erin Slattery, SEMO**

Caryn Scheufler, UTM
Kitty Trent, UTM
Erin McGuire, TTU
Carly King, TTU

2003**Beth Liesen, EIU (MVP)**

Tiffany Groene, EIU
Sharyne Connell, EIU
Rachel Dorfman, EIU

Kelly Christoffer, SAM
Sara Greiger, SAM

Marian Wagner, SAM
Dauscha Hudack, JSU
Kim Peterson, JSU

Marla Gianino, SEMO**Laura Hauskins, SEMO****2004****Audra Frericks, EIU (MVP)**

Lee Ann Langsfeld, EIU
Rachel Dorfman, EIU
Trisha Walter, EIU
Marian Wagner, SAM
Sharon Young, SAM
Heidi Kearns, SAM
Breanne Milne, JSU
Joanne McCaughey, JSU
Jessica Fiornelli, MUR
Lacey Ford, MUR

2005**Sharon Young, SAM (MVP)**

Rebecca Mock, SAM
Heather Birdsell, SAM
Cayley Winters, SAM
Lee Ann Langsfeld, EIU
Kathleen Hayes, EIU
Sharyne Connell, EIU
Heather Jones, MUR
Lisa Pfeiffer, MUR

Erin Hartman, SEMO**Megan Hejilik, SEMO****2006****Casey Kraft, SEMO (MVP)**

Jenny Bock, EIU
Amber Cress, SAM
Rebekah Kendall, MOR
Leslie King, MOR
Alexis Miller, EIU

Lindsay Pickering, SEMO**Margie Schaeffler, SEMO**

Lauren Seebach, MOR

Jessi Wuellner, SEMO

Sharon Young, SAM

2007**Ashley Runion, SEMO (MVP)****Alaina Lacopo, SEMO****Lindsay Pickering, SEMO****Vanessa Hart, SEMO**

Cindy Spiker, SAM
Cassie Applegate, SAM
Heather Birdsell, SAM
Jamie Price, UTM
Katie Behrens, UTM

Michelle Steinhaus, EIU

Kathleen Hayes, EIU

2008**Lily Meisner, MOR (MVP)**

Bethany Davidson, MOR
Stephanie Gildehaus, MOR
Devon Jordan, MOR
Jamie Furstenberg, UTM
Kelly Ann Hutchinson, UTM
Danielle Rodgers, UTM
Rebekah Clay, MUR
Krista Muilkens, MUR
Maddy Shumaker, EIU
Stephanie Murray, EIU

2009**Sophie Hargreaves, MUR (MVP)**

Audrey Wilson, MUR
Tara Isbell, MUR
Ashley Fraser, MUR
Michelle Decker, TTU
Kris Cambron, TTU
Jen Hoffman, TTU
Nuala Deans, UTM
Sophie Cox, UTM
Brittany MacLennan, MOR
Lindsey Stefanini, MOR

2010**Giuleane Lopez, MOR (MVP)**

Lily Meisner, MOR
Brittany Kiracofe, MOR
Carley Newman, APSU
Tatiana Ariza, APSU
Natalia Ariza, APSU
Nikki Edwards, SEMO
Ashley Runion, SEMO
Kristin Germann, EIU
Sarah Rusk, EIU

2011**Lucy Pater, UTM (MVP)**

Rosaelia Loza, UTM
Mariah Klenke, UTM
Melissa Govea, UTM
Alyssa Nacke, MOR
Jillian Birchmeier, MOR
Brittany MacLennan, MOR
Shona Goodwin, SEMO
Hayley Abbott, SEMO

2012**Mariah Klenke, UTM (MVP)**

Amy Maksimowicz, UTM
Mary Thompson, UTM





OVC Women's Soccer All-Tournament Teams

Lucy Pater, UTM
 Haylee Shoaff, APSU
 Natalia Ariza, APSU
 Emily Perkins, APSU
 Mary Kate Reed, SIUE
 Jennifer Tucker, SIUE
Torey Byrd, SEMO
Amy Herrington, SEMO

2013

Lindsey Oettle, MOR (MVP)

Kelsey Gomez, MOR
 Elizabeth Tresnak, MOR
 Macy Cobb, MOR
 Lucy Pater, UTM
 Hannah Fressenden, UTM
 Aoife Lennon, UTM
 Tory Pitts, SIUE
 Sam Jones, SIUE
 Shelby Olszewski, APSU
 Gina Fabbro, APSU

2014

Michelle Auer, SIUE (MVP)

Kayla Delgado, SIUE
 Sam Jones, SIUE
 Marissa Delgado, SIUE
 Olivia Drapes, JSU
 Kelsey Brights, JSU
 Caroline Robinson, JSU
Kasey Crowden, SEMO
Paige Luehmann, SEMO
 Elizabeth Tresnak, MOR
 Macy Cobb, MOR

2015

Taylor Richerson, MUR (MVP)

Nyomi Devine, MUR
 Ali Critcher, MUR
 Marissa Burroughs, MUR
 Kelsey Gomez, MOR
 Makenna Lavatori, MOR
 Lauren Brewer, TTU
 Taylor Sutton, TTU
Jennifer Antonacci, SEMO
Kindra Lierz, SEMO
Kaitlin Kuznacic, SEMO

2016

Caroline Hoefert, SIUE (MVP)

Juli Rossi, SIUE
 Courtney Benning, SIUE
 Emily Grah, SIUE
 Anne Hall, EKKU
 Haley Kemper, EKKU
 Kacy Eckley, EKKU

Cori Cain, MUR
 Alex Steigerwald, MUR
 Lauren Brewer, TTU
 Mary Francis Hoots, TTU

2017

Miyah Watford, MUR (MVP)

Caroline Ashton, MUR
 Destiny White, MUR
 Lyssie Wright, MUR
 Anna Hall, EKKU
 Allison Werner, EKKU
 Haley Kemper, EKKU
Lauren Kaempfe, SEMO
Esmie Gonzales, SEMO
 Mary Francis Hoots, TTU
 Lauren Brewer, TTU

2018

Alex Steigerwald, MUR (MVP)

Izzy Heckman, MUR
 Karsyn Hasch, MUR
 Joselle Morche, MUR
 Sara Ketis, UTM
 Jacalyn Schubring, UTM
 Danae Kaldaridou, UTM
 Zoe Aguirre, EKKU
 Monica Rios, EKKU
 Henar Urteaga, EIU
 Lindsey Carlson, EIU

2019

Julie Garst, BEL (MVP)

Lily Herman, BEL
 Rachel Vernon, BEL
 AB Hawkins, BEL
 Becca Jostes, SIUE
 Alexis Royal, SIUE
 Angel Ikeda, SIUE
Esmie Gonzales, SEMO
Natalie Jackson, SEMO
 Miyah Watford, MUR
 Karsyn Hasch, MUR



**OVC Women's Soccer Tournament Results****2015 - Murray, Ky.**FIRST ROUNDS

Southeast Missouri 1, @ Jacksonville State 1

(Southeast Missouri advances on PKs)

Morehead State 4, @ UT Martin 2

SEMIFINALS

#6 Southeast Missouri 2, #2 Tennessee Tech 0

#1 Murray State 2, #5 Morehead State 1

CHAMPIONSHIP

#1 Murray State 1, #6 Southeast Missouri 0 (OT)

2016 - Murray, Ky.FIRST ROUNDS

#3 Tennessee Tech 3, #6 Belmont 0

#4 SIUE 0, #5 Austin Peay 0

*(SIUE advances on PKs)*SEMIFINALS

#2 Eastern Kentucky 0, #3 Tennessee Tech 0

(EKU advances on PKs)

#4 SIUE 2, #1 Murray State 1 (OT)

CHAMPIONSHIP

#4 SIUE 1, #2 Eastern Kentucky 0

2017 - Murray, Ky.FIRST ROUNDS (at Campus Sites)

#7 SIUE 2, #6 UT Martin 1

#5 Southeast Missouri 2, #8 Austin Peay 1

QUARTERFINALS

#3 Eastern Kentucky 2, #7 SIUE 1

#5 Southeast Missouri 0, #4 Belmont 0

*(SEMO advances on PKs)*SEMIFINALS#3 Eastern Kentucky 1, #2 Tennessee Tech 0 ^(2OT)

#1 Murray State 1, #5 Southeast Missouri 0

CHAMPIONSHIP

#1 Murray State 1, #3 Eastern Kentucky 0 (OT)

2018 - Martin, Tenn.FIRST ROUNDS (at Campus Sites)

#5 SIUE 2, #8 Morehead State 1 (OT)

#7 Southeast Missouri 0, #6 Belmont 0

*(SEMO advances on PKs)*QUARTERFINALS

#4 Eastern Kentucky 0, #5 SIUE 0

(EKU advances on PKs)

#3 Eastern Illinois 0, #7 Southeast Missouri 0

*(EIU advances on PKs)*SEMIFINALS

#2 Murray State 1, #3 Eastern Illinois 0

#1 UT Martin 3, #4 Eastern Kentucky 2

CHAMPIONSHIP

#2 Murray State 3, #1 UT Martin 1

2019 - Cape Girardeau, Mo.FIRST ROUNDS (at Campus Sites)

#6 Belmont 1, #7 Austin Peay 0 (OT)

#8 Eastern Illinois 2, #5 Tennessee Tech 0

QUARTERFINALS

#4 SIUE 1, #8 Eastern Illinois 0

#6 Belmont 3, #3 UT Martin 2

SEMIFINALS

#6 Belmont 2, #2 Murray State 1

#4 SIUE 2, #1 Southeast Missouri 1

CHAMPIONSHIP

#6 Belmont 0, #4 SIUE 0

(Belmont advances on PKs)



OVC Women's Soccer Results Postseason Play

NCAA Play-In Series

2000 - OVC v. Big South (Lynchburg, Va.)
Liberty 1, Tennessee Tech 0

NCAA Tournament

2001 - South Bend, Ind.
Notre Dame 2, Eastern Illinois 0

2002 - South Bend, Ind.
Purdue 1, Eastern Illinois 1
(Purdue advances on PKs)

2003 - Columbia, Mo.
Missouri 1, Eastern Illinois 0

2004 - South Bend, Ind.
Notre Dame 4, Eastern Illinois 0

2005 - Nashville, Tenn.
Samford 1, Vanderbilt 1
(Samford advances on PKs)
Pepperdine 2, Samford 0

2006 - St. Louis, Mo.
Illinois 2, Southeast Missouri 0

2007 - Columbia, Mo.
Missouri 1, Southeast Missouri 1
(Missouri advances on PKs)

2007 - Tallahassee, Fla.
LSU 1, Samford 0 (2OT)

2008 - Winston Salem, N.C.
Wake Forest 2, Morehead State 0

2009 - Dayton, Ohio
Virginia Tech 2, Murray State 0

2010 - Morgantown, W. Va.
West Virginia 2, Morehead State 0

2011 - Memphis, Tenn.
Memphis 7, UT Martin 0

2012 - Lexington, Ky.
Kentucky 1, UT Martin 0 (OT)

2013 - Winston-Salem, N.C.
Wake Forest 2, Morehead State 0

2014 - Lexington, Ky.
Kentucky 0, SIUE 0
(Kentucky advances on PKs)

2015 - Oxford, Miss.
Ole Miss 1, Murray State 0

2016
First Round - Notre Dame, Ind.
SIUE 0, Notre Dame 0
(SIUE advances on PKs)
Second Round - Durham, N.C.
Northwestern 1, SIUE 0

2017
First Round - Knoxville, Tenn.
Tennessee 2, Murray State 0

2018
First Round - Nashville, Tenn.
Vanderbilt 4, Murray State 0

2019
First Round - Chapel Hill, N.C.
North Carolina 5, Belmont 0



**OVC Women's Soccer All-Tournament Teams****1998**

9/14 Holly Wildman, TTU
 9/21 Angela Freund, TTU
 9/28 Rachel Sulkers, MTSU
 Tracie Strother, EIU
 10/5 Lindsay Henderson, MTSU
 10/12 Kim Thompson, UTM
 10/20 Hailee Walsh, MTSU
 10/26 Theresa Iwu, MOR
 11/2 Makini Wall, MTSU

1999

9/13 Hailee Walsh, MTSU
 9/20 Christy Herring, MOR
 9/27 Ida Hakansson, EIU
 10/4 Cara LeMaster, EIU
Courtney Britt, SEMO
 10/11 Theresa Iwu, MOR
 Shelby Henry, TTU
 10/18 Valerie Pouch, EIU
10/25 Nichole Thiele, SEMO
 Tracy Tenholder, MOR
 11/1 Jeanine Fredrick, EIU
 Ida Hakansson, EIU

2000

9/4 Erika Todd, SEMO
 9/11 Stephanie Sandfoss, MOR
9/18 Erika Todd, SEMO
 Beth Liesen, EIU
 9/25 Cheryl Bjorgan, TTU
 10/2 Angela Freund, TTU
 10/9 Beth Liesen, EIU
 Brooke Lencki, MUR
 10/16 Devon Bissell, EIU
 10/23 Christina Moore, MOR
Tami Hebert, SEMO

2001

9/3 Erin Slattery, SEMO
 9/10 Beth Liesen, EIU
 9/17 No Selection
9/24 Beth Guccione, SEMO
 10/1 Beth Liesen, EIU
 10/8 Theresa Reedy, MUR
 10/22 Beth Liesen, EIU
 10/31 Robyn Vince, TTU
11/5 Erin Slattery, SEMO

2002

9/3 Theresa Reedy, MUR
 9/6 Jill Burns, TTU
 9/16 Jill Burns, TTU
 9/23 Robyn Vince, TTU
 9/30 Beth Liesen, EIU
 10/7 Dani Myrick, UTM
 10/14 Dani Myrick, UTM
10/21 Diana Poovey, SEMO
 10/29 Audra Frericks, EIU

11/4 Julie Wunderlich, SEMO**2003****Offensive**

9/2 Kim Mathews, SAM
 9/8 Sharyne Connell, EIU
 9/15 Erin Mitchell, APSU
 9/22 Katie Jackson, UTM
9/29 Diana Poovey, SEMO
 10/6 Beth Liesen, EIU
 10/13 Ashley Cannon, APSU
 10/20 Beth Liesen, EIU
 10/27 Katie Jackson, UTM
 11/3 Allison Stone, SAM

Defensive

9/2 Crystal Royall, SAM
 9/8 Megan Dempsey, UTM
 9/15 Crystal Royall, SAM
9/22 Amanda Wrzos, SEMO
 9/29 Carly King, TTU
 10/6 Megan Dempsey, UTM
 10/13 Amanda Stephens, JSU
 10/20 Crystal Royall, SAM
 10/27 Tiffany Groene, EIU
 11/3 Crystal Royall, SAM

2004**Offensive**

8/31 Lisa Schweppe, SEMO
 9/7 Jessica Hosse, APSU
 9/14 Trisha Walter, EIU
 9/21 Theresa Reedy, MUR
 9/28 Theresa Reedy, MUR
 10/5 Rebecca Bohler, SAM
 10/12 Rebekah Kendall, MOR
 10/19 Michelle Steinhaus, EIU
 10/26 Rebekah Kendall, MOR
 11/2 Michelle Steinhaus, EIU

Defensive

8/31 Loretta McNamee, TTU
 9/7 Loretta McNamee, TTU
 9/14 Stefani Workman, MOR
 9/21 Stefani Workman, MOR
 9/28 Crystal Royall, SAM
 10/5 Crystal Royall, SAM
 10/12 Amanda Stephens, JSU
 10/19 Crystal Royall, SAM
 10/26 Crystal Royall, SAM
11/2 Amanda Wrzos, SEMO

2005**Offensive**

8/30 Katie Jackson, UTM
 9/6 Heather Birdsell, SAM
9/13 Casey Kraft, SEMO
 9/20 Trisha Walter, EIU
 9/27 Ashley Beck, APSU
 Christina Balint, JSU

10/4 Katie Jackson, UTM
 10/11 Rebekah Clay, MUR
 10/18 Krista Llewellyn, MUR
 10/25 Heather Birdsell, SAM
 11/1 Lauren Faubion, SAM

Defensive

8/30 Emily Morris, SAM
9/6 Lindsay Pickering, SEMO
 9/13 Emily Morris, SAM
 9/20 Leslie King, MOR
9/27 Lindsay Pickering, SEMO
10/4 Lindsay Pickering, SEMO
 10/11 Sarah Broadbent, APSU
 10/18 Cayley Winters, SAM
 10/25 Lee Ann Langsfeld, EIU
11/1 Lindsay Pickering, SEMO

2006**Offensive**

8/29 Cassie Applegate, SAM
 9/5 Kellie Floyd, EIU
9/12 Courtney Alexander, SEMO
 9/19 Krista Llewellyn, MUR
9/26 Nicole Bussman, SEMO
 10/3 Amber Cress, SAM
 10/10 Rebekah Kendall, MOR
 10/17 Pam Melinauskas, EIU
 10/24 Sara Geiger, SAM
 10/31 Michelle Steinhaus, EIU

Defensive

8/29 Megan McGrath, SEMO
 9/5 Shay Helmbock, SAM
 9/12 Sara Geiger, SAM
9/19 Blair Schuppan, SEMO
 9/26 Tara Tidwell, APSU
 10/3 Tara Tidwell, APSU
 10/10 Rachel Kendall, MOR
10/17 Jessi Wuellner, SEMO
 10/24 Sharon Young, SAM
 10/31 Jamie Price, UTM

Goalkeeper

8/29 Christina Graul, EIU
 9/5 Cayley Winters, SAM
 9/12 Cayley Winters, SAM
 9/19 Cara Sullivan, UTM
 9/26 Brooke Abrahams, APSU
 10/3 Cayley Winters, SAM
 10/10 Christina Graul, EIU
 Cara Sullivan, UTM
 10/17 Cara Sullivan, UTM
 10/24 Leslie King, MOR
 10/31 Jenny Williams, EIU

2007**Offensive**

9/4 Lauren Cook, SAM
9/11 Alaina Lacopo, SEMO
 9/18 Katie Behrens, UTM

2020-21 SOUTHEAST MISSOURI SOCCER



OVC Women's Soccer Tournament Results

Lauren Cook, SAM
 9/25 Ashley Beck, APSU
10/2 Ashley Runion, SEMO
10/9 Ashley Runion, SEMO
 10/16 Amber Cress, SAM
 10/23 Rebekah Kendall, MOR
Courtney Alexander, SEMO
10/30 Molli Beard, SEMO
 11/6 Amber Cress, SAM
Defensive
 9/4 Leah Leppert, SAM
 9/11 Heather Birdsell, SAM
 9/18 Tyler Adair, APSU
 9/25 Cindy Spiker, SAM
10/2 Megan McGrath, SEMO
 10/9 Ashley Slota, EIU
 10/16 Jaclyn Ramage, MUR
 10/23 Sophie Cox, UTM
10/30 Casey Kraft, SEMO
 11/6 Devon Paris, SAM
Goalkeeper
 9/4 Cayley Winters, SAM
 9/11 Jenny Williams, EIU
 9/18 Michelle Smith, APSU
 9/25 Cayley Winters, SAM
10/2 Lindsay Pickering, SEMO
 10/9 Tara Isbell, MUR
 10/16 Cayley Winters, SAM
10/23 Lindsay Pickering, SEMO
 10/30 Leslie King, MOR
 11/6 Stephanie Lynch, EKU

2008

Offensive

8/26 Katie Imperiale, UTM
 9/2 Lauren Imsande, EKU
 Rachel Wright, MUR
 9/9 Rachel Wright, MUR
 9/16 Jillian Birchmeier, MOR
 Renata Figueira, MUR
 9/23 Rian Barger, APSU
 9/30 Lindsay Boehmler, JSU
 10/7 Jillian Birchmeier, MOR
 10/14 Laura Caldon, EKU
10/21 Casey Kraft, SEMO
 10/28 Rebekah Clay, MOR
 11/4 Lindsey Wilkening, EIU

Defensive

8/26 Chelsea Pelletier, JSU
 9/2 Danielle Rogers, UTM
 9/9 Kelly Ann Hutchinson, UTM
 9/16 Kaitlyn MacLellan, JSU
 9/23 Veronika Pribyslavaska, MUR
 9/30 Jenna Firoanelli, MUR
 10/7 Eva Hollenberg, EKU
 10/14 Gabriella Wolf, EKU
 10/21 Sam Balek, EIU

10/28 Danielle Rogers, UTM
 11/4 Veronika Pribyslavaska, MUR
Goalkeeper
 8/26 Kate Kelly, JSU
 9/2 Kaylin Lorbert, EIU
 9/9 Stephanie Lynch, EKU
 9/16 Johanna Rathbun, UTM
9/23 Jessica Beckman, SEMO
 9/30 Tara Isbell, MUR
 10/7 Kate Kelly, JSU
 10/14 Tara Isbell, MUR
 10/21 Kaylin Lorbert, EIU
 10/28 Stephanie Lynch, EKU
 11/4 Kaitlyn Thacker, TTU

2009

Offensive

8/25 Devan Jordan, MOR
 9/1 Amber DeLaney, JSU
 9/8 Lauren Imsande, EKU
 9/15 Chelsea Pelletier, JSU
 9/22 Alex Windell, UTM
 9/29 Danielle McMurray, MUR
 10/6 Jen Hoffman, TTU
 10/13 Sophie Hargreaves, MUR
 10/20 Sarah Phillips, MOR
 10/27 Amber DeLaney, JSU
 11/3 Andrea Meloff, TTU

Defensive

8/25 Kayla Doran, EIU
9/1 Hayley Abbott, SEMO
 9/8 Jessica Goshert, EKU
 9/15 Danielle Rogers, UTM
 9/22 Danielle Rogers, UTM
 9/29 Maja Nordahl, MUR
 10/6 Lauren Seebach, MOR
 10/13 Stephanie Nilica, UTM
 10/20 Brittany Kiracofe, MOR
 10/27 Stephanie Gildehaus, MOR
 Veronika Pribyslavaska, MUR
 11/3 Alex Rustard, JSU

Goalkeeper

8/25 Christine Cunningham, JSU
9/1 Kristen Starkey, SEMO
 9/8 Stephanie Lynch, EKU
 Ali Koenig, JSU
 9/15 Lily Meisner, MOR
 9/22 Ali Koenig, JSU
 9/29 Jenny Williams, EIU
 10/6 Carley Newman, APSU
 10/13 Lily Miesner, MOR
10/20 Kristen Starkey, SEMO
 Stephanie Lynch, EKU
 10/27 Tara Isbell, MUR
11/3 Kristen Starkey, SEMO
 Aubrey Buehler, UTM

2010

Offensive

8/24 Emily Kink, APSU
8/31 Ashley Runion, SEMO
9/7 Stephanie Palmer, SEMO
 9/14 Tatiana Ariza, APSU
 9/21 Giuleana Lopez, MOR
 9/28 Nicole Donnelly, EKU
 10/5 Jenni Duffy, UTM
 10/12 Sophie Hargreaves, MUR
 10/19 Giuleana Lopez, MOR
 10/26 Devan Jordan, MOR
 11/2 Natalia Ariza, APSU

Defensive

8/24 Sam Balek, EIU
 8/31 Maja Nordahl, MUR
 9/7 Emily Bielaga, JSU
 9/14 Alyshia Madison, JSU
 9/21 Samantha Northrup, APSU
 Stephanie Nilica, UTM
 9/28 Katie Collar, EKU
 10/5 Hannah Fessenden, UTM
 10/12 Sarah Phillip, MOR
 10/19 Leigh Heffner, TTU
 10/26 Samantha Northrup, APSU
 11/2 Micaela Hornstein, MOR

Goalkeeper

8/24 Tara Isbell, MUR
 8/31 Kaylin Lorbert, EIU
 Ali Koenig, JSU
 9/7 Lyndsay Vance, EKU
 9/14 Lauren MacKenzie, UTM
9/21 Ashton Aubuchon, SEMO
 9/28 Stephanie Lynch, EKU
 10/5 Tara Isbell, MUR
 10/12 Kaylin Lorbert, EIU
 10/19 Lily Meisner, MOR
 10/26 Kaylin Lorbert, EIU
 11/2 Lily Meisner, MOR

2011

Offensive

8/23 Tatiana Ariza, APSU
 8/30 Devon Saini, EKU
 9/6 Rosaelia Loza, UTM
 9/13 Brittany Kiracofe, MOR
 9/20 Nathalee Lariviere, JSU
9/27 Erin Shulman, SEMO
10/4 Lauren Bozesky, SEMO
 10/11 Brittany Kiracofe, MOR
 10/18 Jessica Blake, EIU
 10/25 Julie Mooney, MUR
11/1 Jessie Crabtree, SEMO
Defensive
 8/23 Amy Maksimowicz, UTM
 8/30 Lauren Fant, EKU
 9/6 Lindsay Reed, TTU
 9/13 Brittany MacLennan, MOR



**OVC Women's Soccer All-Tournament Teams**

9/20 Chelsea Pelletier, JSU
 9/27 Brenna Vogel, EIU
 10/4 Stephanie Gildehaus, MOR
 10/11 Paige Larkin, EKU
 10/18 Devon Thomas, SIUE
 Leigh Heffner, TTU
 10/25 Sophie Hargreaves, MUR
 11/1 Sophie Hargreaves, MUR

Goalkeeper

8/23 Mariah Klenke, UTM
 8/30 Becca Toler, TTU
 9/6 Annie Wickett, EKU
 Katie Blevins, MOR
9/13 Ashton Aubuchon, SEMO
 9/20 Claire Lovercheck, SIUE
9/27 Ashton Aubuchon, SEMO
 10/4 Jessica Taldone, EIU
 Katie Blevins, MOR
 10/11 Annie Wickett, EKU
 10/18 Katelyn Geddings, JSU
 10/25 Haylee Shoaff, APSU
11/1 Ashton Aubuchon, SEMO

2012**Offensive**

8/21 Andrea Meloff, TTU
 8/28 Kristin Germann, EIU
 9/4 Kelsey Bright, JSU
 9/11 Kendyl Wilson, UTM
 9/18 Veronika Pribyslavaska, MUR
 9/25 Nikki Donnelly, EKU
 10/2 Hannah McGowen, UTM
 10/9 Nikki Donnelly, EKU
 10/16 Saphyra Coombs-James, UTM
 10/23 Tatiana Ariza, APSU
 10/30 Emily Perkins, APSU
 Abi Sanvee, UTM

Defensive

8/21 Lauren Fant, EKU
 8/28 Austen Stoelting, JSU
 9/4 Sydney Keller, JSU
 9/11 Katie Manns, JSU
 9/18 Halle Pinkham, MUR
 9/25 Halle Pinkham, MUR
 10/2 Katie Manns, JSU

Hayley Abbot, SEMO

10/9 Kourtney Price, SIUE

10/16 Paige Luehman, SEMO

10/23 Lauren Fant, EKU

10/30 Hayley Abbot, SEMO**Goalkeeper**

8/21 Erika Wolfer, EKU
 8/28 Jennifer Pelley, SIUE
 9/4 Jennifer Pelley, SIUE
 9/11 Katelyn Geddings, JSU
 9/18 Latesha Stevenson, MUR
 9/25 Jennifer Pelley, SIUE
 10/2 Katelyn Geddings, JSU

10/9 Jennifer Pelley, SIUE
 10/16 Jennifer Pelley, SIUE
 10/23 Haylee Shoaff, APSU
10/30 Renee Kertz, SEMO

2013**Offensive**

8/27 Kayla Delgado, SIUE
 9/3 Julie Mooney, MUR
 9/10 Jackie Rush, JSU
 9/17 Gina Fabbro, APSU
 9/24 Jade Flory, MOR
 10/1 Jade Flory, MOR
 10/8 Tatiana Ariza, APSU
 10/15 Angela Black, MOR
 Tory Pitts, SIUE
 10/22 Jade Flory, MOR
 10/29 Katie Proud, BEL
 11/5 Jade Flory, MOR

Defensive

8/27 Shelby Olszewski, APSU
 9/3 Taylor Stevens, MUR
 9/10 Emily Kink, APSU
 9/17 Shelby Olszewski, APSU
 9/24 Katt Dowd, JSU
10/1 Christina Rohde, SEMO
 10/8 Lauren Hoppensteadt, EIU
 10/15 Lucy Pater, UTM
10/22 Christina Rohde, SEMO
 10/29 Alison Alcott, BEL
 11/5 Kelsey Gomez, MOR

Goalkeeper

8/27 Savannah Haberman, MUR
 9/3 Savannah Haberman, MUR
 9/10 Jennifer Pelley, SIUE
 9/17 Jennifer Pelley, SIUE
 9/24 Mariah Klenke, UTM
 10/1 Cortney Jerzy, EIU
 10/8 Cortney Jerzy, EIU
 10/15 Jennifer Pelley, SIUE
10/22 Ashton Aubuchon, SEMO
10/29 Ashton Aubuchon, SEMO
 11/5 Savannah Habermann, MUR

2014**Offensive**

8/26 Belicia Mendiola, BEL
 9/2 Ashlie Watson, UTM
 9/9 Courtney Hurt, JSU
 Jade Flory, MOR
 9/16 Jade Flory, MOR
 9/23 Julie Mooney, MUR
9/30 Natasha Minor, SEMO
 10/7 Jade Flory, MOR
 10/14 Julie Mooney, MUR
 10/21 Kelsey Bright, JSU
Brena Beine, SEMO
 10/28 Rianna Jarrett, UTM

11/4 Belicia Mendiola, BEL

Defensive

8/26 Claire Pultz, APSU
 9/2 Lucy Pater, UTM
 9/9 Saphyra Coombs-James, UTM
 9/16 Katie Phillips, TTU
 9/23 Taylor Stevens, MUR
 Amy Makimowicz, UTM
 9/30 Rebecca Bjorkvall, MUR
 10/7 Meagan Radloff, EIU
 10/14 Taylor Stevens, MUR
 10/21 Katt Dowd, JSU
 Jorie Clawson, SIUE

10/28 Valeria Jaramillo, SEMO**11/4 Christina Rohde, SEMO****Goalkeeper**

8/26 Meara Johnson, JSU
 9/2 Mariah Klenke, UTM
9/9 Kindra Lierz, SEMO
 Mariah Klenke, UTM
 9/16 Shelby Haworth, MUR
 9/23 Mariah Klenke, UTM
 9/30 Shelby Haworth, MUR
 10/7 Jennifer Pelley, SIUE
 10/14 Nikki Filippone, APSU
10/21 Kindra Lierz, SEMO
10/28 Kindra Lierz, SEMO
 11/4 Shelby Haworth, MUR

2015**Offensive**

8/25 Saphyria Coombs-James, UTM
 9/1 Dani Wilson, MOR
 9/8 Molly Hawkins, EIU
 9/15 McKenzie Dixon, APSU
 9/22 McKenzie Dixon, APSU
 9/29 Lisa Schmieder, UTM
 10/6 McKenzie Dixon, APSU
 Taylor Richerson, MUR
 10/13 Claire Peterson, JSU
 Dani Wilson, MOR
 10/20 Harriet Withers, MUR
 10/27 Shelby Olszewski, APSU
 11/3 Taylor Richerson, MUR

Defensive

8/25 Paige Blankenheim, SEMO
 9/1 Mary Francis Hoots, TTU
 9/8 Kalyn Pruett, TTU
 9/15 Jorie Clawson, SIUE
 9/22 Mary Ruth Locastro, APSU
9/29 Paige Blakenheim, SEMO
 10/6 Taylor Stevens, MUR
 10/13 Taylor Stevens, MUR
 10/20 Taylor Stevens, MUR
 10/27 Taylor Stevens, MUR
 11/3 Rebecca Starnes, UTM

Goalkeeper

8/25 Stephanie Bukovec, BEL





OVC Women's Soccer Tournament Results

9/1 Kindra Lierz, SEMO

Kari Naerdemann, TTU
 9/8 Kari Naerdemann, TTU
 9/15 Shelby Haworth, MUR
 9/22 Jennifer Pelley, SIUE
 9/29 MaKenzie Crawford, UTM
 10/6 Caroline Robinson, JSU
 10/13 Alex Steigerwald, MUR
 10/20 Alex Steigerwald, MUR
 10/27 Lindsey Todd, APSU
 Alex Steigerwald, MUR

11/3 Kindra Lierz, SEMO

2016

Offensive

8/23 Kirstin Robertson, APSU
 8/30 Karigan Owens, TTU
 9/6 Danae Kaldaridou, UTM
9/13 Natasha Minor, SEMO
 9/20 Kirstin Robertson, APSU
 9/27 Jordan Foster, EKU
 Emily Grahl, SIUE
 10/4 Kirstin Robertson, APSU
 10/11 Harriet Withers, MUR
 Amy McGivern, UTM
 10/18 Jordan Foster, EKU
 10/25 Taylor Richerson, MUR
 Ashley Ritchie, MOR

11/1 Esmie Gonzales, SEMO

Caroline Hoefert, SIUE

Defensive

8/23 Alexis Hacker, SEMO
8/30 Jasmine Hilliard, SEMO
 9/6 Brittany Coca, BEL
 Angela Black, MOR
 9/13 Karigan Owens, TTU
 9/20 Justine Panchuk, JSU
 9/27 Karigan Owens, TTU
 10/4 Emily Whitcomb, BEL
 10/11 Ali Critcher, MUR
 10/18 Meg Howard, BEL
 10/25 Abi Gearing, TTU
 11/1 Meg Howard, BEL
 Jorie Clawson, SIUE

Goalkeeper

8/23 Kindra Lierz, SEMO

8/30 Anna Hall, EKU
9/6 Kindra Lierz, SEMO
 9/13 Kari Naerdemann, TTU
 9/20 Anna Hall, EKU
 9/27 Anna Hall, EKU
 10/4 Stephanie Bukovec, BEL
 10/11 Alex Steigerwald, MUR
 10/18 Natalie Freeman, SIUE
 10/25 Alex Steigerwald, MUR
 11/1 Lindsey Todd, APSU
 Alex Steigerwald, MUR

2017

Offensive

8/22 Harriet Withers, MUR
 Danae Kaldaridou, UTM
 8/29 Harriet Withers, MUR
 9/5 Amy McGivern, UTM
 9/12 Kate Olson, EIU
 9/19 Emmi Carroll, EKU
 9/26 Kirstin Robertson, APSU
 Belicia Mendiola, BEL
 10/3 Harriet Withers, MUR
 10/10 Belicia Mendiola, BEL

10/17 Esmie Gonzales, SEMO

10/24 Rebecca Kubin, MUR

Defensive

8/22 Carrie Caplin, EIU
8/29 Maddie Karstens, SEMO
 9/5 Kayla Stolf, EIU
 9/12 Kayla Stolf, EIU
 9/19 Haley Kemper, EKU
 9/26 Nyomi Devine, MUR
Lauren Kaempfe, SEMO
 10/3 Karigan Owens, TTU
 10/10 Kaci Mitchell, UTM
 10/17 Karigan Owens, TTU
 10/24 Emily Whitcomb, BEL

Goalkeeper

8/22 Kari Naerdemann, TTU
 8/29 Juli Rossi, SIUE
 9/5 Michelle Washburn, MOR
 9/12 Mary Parker Powell, APSU
 Lily Herman, BEL
 9/19 Erica Myers, UTM
 9/26 Alex Steigerwald, MUR
 10/3 Alex Steigerwald, MUR
 10/10 Sara Teteak, EIU
 10/17 Alex Steigerwald, MUR
 10/24 Lily Herman, BEL

2018

Offensive

8/21 Claire Petersen, JSU
 Abby Jones, MUR
 8/28 Sarah Owusu, EKU
 9/4 Kendall Powell, TTU
 9/11 Morgan Drawdy, APSU
 9/18 Claire Larose, APSU
 9/25 Angel Ikeda, SIUE
 10/2 Caroline Wistrom, APSU
 10/9 Dani Wilson, MOR
 Amy McGivern, UTM
 10/16 Amy McGivern, UTM

10/23 Esmie Gonzales, SEMO

Defensive

8/21 Jennifer Smith, APSU
 8/28 Kacy Eckley, EKU
 9/4 Lindsey Carlson, EIU

9/11 Sarah Bossung, BEL
 9/18 Kate Olson, EIU
 9/25 Megan Danielson, SIUE
 10/2 Karsyn Hasch, MUR
 Kaci Mitchell, UTM
 10/9 Katie Shipley, TTU
 10/16 Makenna Lavtoria, MOR
 10/23 Lindsey Carlson, EIU

Goalkeeper

8/21 Mary Parker Powell, APSU
 8/28 Zoe Aguirre, EKU
 9/4 Zoe Aguirre, EKU
 9/11 Mary Parker Powell, APSU
 9/18 Sara Teteak, EIU
 9/25 Jensen Schoch, SIUE
 10/2 Alex Steigerwald, MUR
 10/9 Kari Naerdemann, TTU
10/16 Bailey Redden, SEMO
 10/23 Morgan Lerch, JSU

2019

Offensive

8/27 Miyah Watford, MUR
 9/3 MacKenzie Litzsinger, SIUE
 9/10 Bailey Taylor, TTU
 9/17 Miyah Watford, MUR
 9/24 Abby Jones, MUR
 10/1 Rebecca Kubin, MUR
 10/8 Niki Clements, BEL
 10/15 Kendall Powell, TTU
 10/22 Cynthia Bagozzi, JSU
 10/29 MacKenzie Litzsinger, SIUE

Defensive

8/27 Danielle Lindo, JSU
 9/3 Katie Shaffer, EKU
 9/10 Rachel Vernon, BEL
 9/17 Renee Semaan, APSU
 9/24 Katelynn Settlers, MOR
 10/1 Nicole Palmer, MOR
 10/8 Izzy Heckman, MUR
 10/15 Rachel Blow, TTU
 10/22 Katie Shaffer, EKU
 10/29 Izzy Heckman, MUR

Goalkeeper

8/27 Erica Myers, UTM
 9/3 Billie Clark, EKU
 9/10 Lily Herman, BEL
 9/17 Mary Parker Powell, APSU
 9/24 Erica Myers, UTM
 10/1 Kayla Landman, MOR
10/8 Bailey Redden, SEMO
 10/15 Isabell Austin, TTU
 10/22 Zoe Aguirre, EKU
 10/29 Jamie Skarupsky, MUR
 Jensen Schoch, SIUE



**DO
YOU
HAVE
THE
WILL
TO**

**make a
medical
discovery?**



**SOUTHEAST MISSOURI
STATE UNIVERSITY · 1873**

2020-21



SEMO



BRING YOUR BIG IDEAS.

**And make
them count.**

Your big ideas will be in good company here. Whatever you choose to study, chances are the program is at the head of its class. And if you're at the head of yours, you can join our honors program and elevate your learning experience even further.




SOUTHEAST MISSOURI
STATE UNIVERSITY • 1873



**SOUTHEAST BOASTS 20+ NATIONALLY
AND INTERNATIONALLY ACCREDITED
PROGRAMS, INCLUDING:**

- / ATHLETIC TRAINING
- / BUSINESS
- / CHEMISTRY
- / COMPUTER SCIENCE
- / DIETETICS
- / EDUCATION
- / ENGINEERING PHYSICS
- / INTERIOR DESIGN
- / MASS COMMUNICATION
- / MUSIC
- / NURSING
- / SOCIAL WORK
- / THEATRE



**GETTING INTO MEDICAL
SCHOOL ISN'T EASY —
WE JUST MAKE IT LOOK
THAT WAY. SOUTHEAST'S
PRE-MED STUDENTS ARE
ACCEPTED TO**

**medical
school well
above the
national
average.**

Like our students, Southeast faculty members come from around the country, hailing from leading institutions such as:

- / Boston Conservatory of Music
- / Carnegie Mellon University
- / Harvard University
- / Pennsylvania State University
- / Purdue University
- / Texas A&M University
- / Tulane University
- / University of Florida
- / University of Michigan
- / Vanderbilt University
- / Yale University



**COME HERE
AS A STUDENT.**

**And go
anywhere
as a
teacher.**

Southeast education graduates work as faculty members in school districts across the nation, and in more than 35 countries around the world.

1:21
faculty-
student
ratio

**Full-time
faculty**

**lead most classes, not
teaching assistants —
starting with freshman year.**

**THE DONALD L. HARRISON
COLLEGE OF BUSINESS
CONSISTENTLY MAKES THE
PRINCETON REVIEW'S LIST OF**

**top business
schools.**



ROLL UP YOUR SLEEVES AND GET DOWN TO BUSINESS.

Or education, public policy, communications or journalism — whatever your major, expect to learn a lot in class and even more in practice. And here, that practice happens on the latest technology and in real-world settings. You'll experiment and collaborate in just about all of your coursework. And you'll put new knowledge into action right from the start.



YOUR NEXT BIG IDEA could happen anywhere. But you'll give it legs and watch it run at **Catapult Creative House**, our **student-run idea incubator** and launchpad for innovation. Get to work in our creative labs, 3D modeling and printing gallery, and impact studio. It's where you'll turn your concepts into prototypes, your prototypes into products, and your products into sales.

THE BEST PLACE TO LEARN ABOUT U.S. POLICY is where it's actually being shaped. So you'll go to the **Center for Strategic and International Studies (CSIS) in Washington, D.C.**, for part of our University Studies course. For four exhilarating days, you'll work directly with researchers and consultants who advise national leaders. And if you're really on top of your game, you may end up influencing the strategies you've come to study.

INTERNSHIPS

RÉSUMÉS ARE BUILT—NOT WRITTEN.

The workforce is just that: a force. And it's one you'll meet head on at Southeast Missouri State. We'll help you find internships (that's plural on purpose) and coach you through any challenges or questions that come your way.



SET OUT AND JOIN IN.

Earn your wings early. Chew your way into campus history. Share your musical gift. Meet your new brothers or sisters. Whatever you do — whether it's joining a club or carrying on a tradition — just know that you won't do it alone (except the chewing part).

21

SOCIAL FRATERNITIES AND SORORITIES

Representing the IFC, Panhellenic and NPHC Councils. Many of them call Greek Hill home.

And in Fall 2016, a new Greek Village will open on campus, providing an expanded Greek community where thousands of students will make new memories of brotherhood and sisterhood.



180+ student groups

With organizations on campus from A (Adult Recess improv group) to Z (Zeta Phi Beta Sorority), there's something to meet every professional, social, recreational or religious interest. And if you can't find what you're looking for, form your own group.

We honor our heritage by sticking to our traditions.

Some of them, quite literally. For years, students have been making the trek up **Cardiac Hill** (a tradition in its own right) to add their chewing gum to our infamous **Gum Tree**.

MAKE ART THAT INSPIRES.

And do it on
a campus
that's equally
inspiring.



Built
our R
Miss
arts.
in the
Perfo
Come
the la
breat

Dobbins River Campus Center

Inside this living-learning center, you can make a masterpiece, make dinner and make your bed without ever leaving the **River Campus**.

In addition to a residence hall, dining facilities and contemporary classrooms, the **Cultural Arts Center** offers professional-level theatres, costume and scene shops, music rehearsal and gallery space, and dance and art studios — each equipped to inspire ovation-worthy works of art.





on the banks of the Mississippi,
River Campus is the only one in
ouri dedicated entirely to the
But you don't have to be a student
e Holland School of Visual and
orming Arts to appreciate it.
e catch a performance. Explore
atest exhibits. Or just enjoy the
htaking river views.

Five venues for exhibiting your
talent — including theatres, a
recital hall and galleries — set
the stage for

more than
a hundred
different
events
each year.

Among our student-produced
musical performances, you'll hear
everything from the classics to the
contemporary — including Brahms'
Double Concerto in A Minor and
Andrew Lipka's *The Addams Family*.



Southeast makes it
affordable to do what
you dream of doing,
and we're recognized
as one of the country's
institutions with
the least indebted
students.

LEARN MORE
about our \$17 million in
annual scholarships at
semo.edu/scholarships.

**SEE FOR YOURSELF
WHAT YOU'LL DO HERE**
Call us at (573) 651-2590
or schedule a visit at
semo.edu/visit.

OFFICE OF ADMISSIONS
One University Plaza, MS 3550
Academic Hall 100D
Cape Girardeau, Missouri 63701

573.651.2590
admissions@semo.edu

APPLY
We can't wait to see what you do.
But first, you'll need to get in.
semo.edu/apply

2020-21 SCHEDULE

Date	Day	Time	Opponent	Location
March 5	Friday	6 p.m.	vs. Jacksonville State*	HOUCK FIELD
March 9	Tuesday	6:30 p.m.	at Belmont*	Nashville, Tenn.
March 12	Friday	6 p.m.	vs. Austin Peay*	HOUCK FIELD
March 16	Tuesday	2 p.m.	at Eastern Illinois*	Charleston, Ill.
March 19	Friday	6 p.m.	vs. Tennessee Tech*	HOUCK FIELD
March 23	Tuesday	6 p.m.	vs. SIUE*	HOUCK FIELD
March 26	Friday	3 p.m.	at Eastern Kentucky*	Richmond, Ky.
March 28	Sunday	1 p.m.	at Morehead State*	Morehead, Ky.
April 2	Friday	6 p.m.	vs. Murray State*	HOUCK FIELD
April 6	Tuesday	7 p.m.	at UT Martin*	Martin, Tenn.
April 15-18	Thursday-Sunday	TBD	OVC Tournament	TBA

Home games in **BOLD** and played at Houck Field.

* Denotes Ohio Valley Conference Match.

All times Central and subject to change.



Follow the Redhawks at **GOSOUTHEAST.COM**

