



2021 SOUTHEAST MISSOURI SOFTBALL

Games
22-24



Schedule

Morehead State (6-14, 0-11) vs. Southeast Missouri (11-10, 8-1)

Follow the Redhawks

Video.....ESPN+
Live Stats.....GoSoutheast.com
Twitter.....@SEMOsoftball

Dates.....March 26-27, 2021
Schedule.....Mar. 26, 6 p.m., CT
Mar. 27, 2 p.m., CT (DH)
Location.....Cape Girardeau, Mo.
Facility.....Southeast Softball Complex
Series History.....SEMO leads, 61-22
Last Meeting.....SEMO 9, MSU 0
(May 3, 2019 | Cape Girardeau, Mo.)

Head Coaches.....Mark Redburn (374-389 overall; 160-140 at SEMO; 70-56 OVC).
Samantha Jones (15-66 overall; 15-66 at MSU).

Strategic Communications

Jeff Honza, Assistant Director of Athletics
Office Phone.....(573) 651-2933
Mobile.....(618) 528-1145
Email.....redhawk1@me.com

February (2-8)

13	at Auburn ^{SECN+}	L, 0-8 (5)
13	at Auburn ^{SECN+}	L, 1-5
14	at Auburn	L, 1-3
20	at #23 Tennessee	L, 0-7
21	at #23 Tennessee	L, 3-5
26	vs. North Dakota State !	W, 6-2
26	at #21 Arkansas !	L, 3-9
27	vs. Texas Tech !	W, 5-3
27	at #21 Arkansas !	L, 3-6
28	vs. Texas Tech !	L, 1-7

March (9-2, 8-1 OVC)

5	Austin Peay*	W, 6-5
6	Austin Peay (DH)*	L, 3-4; W 8-0 (5)
12	at Tennessee Tech (DH)*	W, 7-0; W, 4-1
13	at Tennessee Tech*	W, 8-4
16	at Southern Illinois	L, 2-6
17	Missouri State ^{ESPN+}	Canceled
20	at Belmont (DH)*	W, 8-2; W, 6-0
21	at Belmont*	W, 8-4
24	at Saint Louis	W, 6-1
26	Morehead State* ^{ESPN+}	6 p.m.
27	Morehead State (DH)* ^{ESPN+}	2 p.m.

April (0-0, 0-0 OVC)

2	Eastern Illinois*	3 p.m.
3	Eastern Illinois (DH)*	12 p.m.
7	at Kansas City (DH)	TBA
10	at SIU Edwardsville*	4 p.m.
11	at SIU Edwardsville (DH)*	1 p.m.
14	Saint Louis ^{ESPN+}	3 p.m.
17	Eastern Kentucky (DH)*	12 p.m.
18	Eastern Kentucky*	12 p.m.
24	at Tennessee State (DH)*	1 p.m.
25	at Tennessee State*	1 p.m.
28	UT Martin (DH)* ^{ESPN+}	3 p.m.

May (0-0, 0-0 OVC)

1	Murray State (DH)* ^{ESPN+}	2 p.m.
2	Murray State* ^{ESPN+}	1 p.m.
4	at UT Martin (DH)*	3 p.m.
8	at Jacksonville State (DH)*	1 p.m.
9	at Jacksonville State*	1 p.m.
13-15	OVC Tournament (Oxford, Ala.)	TBA

Conference Play Resumes

Ohio Valley Conference leader Southeast Missouri (11-10, 8-1) hosts Morehead State (6-14, 0-11) in a three-game series this weekend. The Redhawks and Eagles will play a single game at 6 p.m. Friday and a doubleheader at 2 p.m., CT Saturday.

Follow the Redhawks

Fans can watch all three games of this weekend's series online at ESPN+. Live stats will also be available at GoSoutheast.com. Twitter updates provided @SEMOsoftball.

Alumni Weekend

Southeast Missouri's softball program will welcome its alumni back to Cape Girardeau for Alumni Weekend when Morehead State comes to town. Alumni from different teams over the years are planning to return to their alma mater to celebrate the weekend.

Series History

Friday's series opener marks the 84th meeting between Southeast Missouri and Morehead State. The Redhawks lead the all-time series by a count of 61-22. SEMO won five of its last six matchups with the Eagles.

What a Night

Southeast Missouri claimed a share of the 2019 Ohio Valley Conference regular-season title when it swept Morehead State in a doubleheader the last time these teams played on May 3, 2019. The Redhawks posted a pair of shutout victories, winning by scores of 7-0 and 9-0 at the Southeast Softball Complex. SEMO set a new program record in wins and received a perfect game from Rachel Rook in game two. Rook retired all 15 hitters she faced and struck out 12 in five innings.

Redhawks are Rolling

The Redhawks are currently on a four-game winning streak and have heated up to win eight of their last nine contests. Southeast Missouri is coming off back-to-back series sweeps after taking three games on the road at both Tennessee Tech (Mar. 12-13) and Belmont (Mar. 20-21). The Redhawks have won seven in a row against Ohio Valley Conference foes and are presently on the longest winning streak in conference games of any league opponent. SEMO's 8-1 OVC start is its best with Mark Redburn at the helm.

Stay Tuned

With a sweep of Morehead State this weekend, Southeast Missouri will run its Ohio Valley Conference winning streak to 10 games. If that happens, it will mark the first time since 2009 where SEMO put together a streak of 10 or more conference wins. The Redhawks won 13-straight OVC games that year. Additionally, it will mark the first time SEMO opened its conference schedule with three-consecutive series sweeps. That is something that hasn't been done in over 20 years as the 1999 club was the last to accomplish the feat when it



Southeast Missouri or **SEMO** is the preferred reference for Southeast Missouri State University athletic teams. Southeastern Missouri State is not an acceptable reference.

All times Central and Subject to Change;
Home Games in **Bold**; * - Denotes Ohio Valley
Conference Game; ! - Arkansas Tournament
(Fayetteville, Ark.)



began OVC play with four-straight series sweeps (all doubleheaders).

Great Month

Southeast Missouri is 9-2 in March with three games remaining this month. SEMO's best March record under Head Coach Mark Redburn stands at 16-2 in 2019. In the last four years, the Redhawks went a combined 40-14 in March.

Anderson Eyes Total Base Record

Rachel Anderson, who already broke Southeast Missouri career records in hits (249), walks (96) and RBI (139) this season, needs just four more total bases to claim a new program record in that category. Anderson has a total of 420 total bases and ranks behind Michelle Summers who accumulated 423 from 2005-08.

One More to 250

One hit against Morehead State will mark the 250th for Rachel Anderson. Anderson is Southeast Missouri's all-time career hits leader with 249.

Rook Wins OVC Pitcher of the Week

Junior Rachel Rook was unanimously voted Ohio Valley Conference Pitcher of the Week on Mar. 22. A native of Republic, Missouri, Rook went 2-0 with a complete game shutout and recorded 24 strikeouts in 13 scoreless innings over three appearances and two starts last week. She held opponents to a staggering .049 batting average. Rook recorded a season-high 13 strikeouts and allowed her only two hits in a seven-inning shutout against Belmont (Mar. 20). A day later, she threw four no-hit innings with six strikeouts to lead SEMO to its second-straight series sweep. Rook leads the league with seven wins and ranks second with 67 strikeouts. The OVC Pitcher of the Week honor is the third in her career.

Hitting Streaks Intact

Freshmen Jillian Anderson and Katie Dreiling look to extend their hitting streaks when they take the field against Morehead State this weekend. Anderson is currently on a 10-game hitting streak, while Dreiling has hit safely in nine-straight contests. Anderson is the second Redhawk to be on a 10-game hitting streak this season. If Anderson gets a hit Friday, she

will have the longest hitting streak since her current teammate Rachel Anderson got a hit in 16-consecutive games during the 2018 campaign.

Dreiling Now Second in the OVC in Batting Average

Freshman Katie Dreiling is among three freshmen currently hitting .440 or better in the Ohio Valley Conference. Dreiling boasts a .447 batting average which is good for second in the league. UT Martin's Anna Blanton (.500) and Kaci Fuller (.440) are first and third in the OVC, respectively.

Wins Leader

Rachel Rook tops the Ohio Valley Conference with seven wins in the circle this season. Rook is 7-5 thus far. She also leads the league with two shutouts.

Ellis Clears 200 Career Starts

Ashley Ellis recently joined Rachel Anderson with over 200 career starts in a Redhawk uniform. Ellis has 202 starts to date. She carries a streak of 185 consecutive starts into this weekend's series vs. Morehead State. Ellis is sixth all-time in career starts at Southeast Missouri.

Huge Week for Dreiling

Katie Dreiling hit .643 with three runs scored, a double, two home runs and three RBI in four games last week. Dreiling registered multiple-hits in three of her four starts. She went 6-for-7 with three runs scored, a double, two home runs and three RBI in Southeast Missouri's doubleheader sweep of Belmont (Mar. 20). Dreiling homered in each of her first two at-bats in game two of the twin bill. She also turned in a 1.143 slugging percentage and .643 on-base percentage for the week. Dreiling raised her batting average by 99 points, from .333 to .432 over her big four-game stretch.

Extra Base Hits

The Redhawks notched a total of 16 extra base hits in four games a week ago. Southeast Missouri hit 12 doubles, a triple and three home runs over that span. It was the most extra base hits SEMO accumulated in a four-game stretch since it had 22 (14 doubles, 1 triple, 7 home runs) between its doubleheaders with Eastern Kentucky and SIU Edwardsville in 2019.

2021 OVC Standings (as of Mar. 24)

School	Conference				Overall			
	W	L	T	Pct.	W	L	T	Pct.
Southeast Missouri	8	1	0	.889	11	10	0	.524
Murray State	9	2	0	.818	12	14	0	.462
Eastern Illinois	7	2	0	.778	14	6	0	.700
Eastern Kentucky	8	3	0	.727	16	7	0	.696
UT Martin	6	3	0	.667	16	5	0	.762
Tennessee Tech	6	3	0	.667	12	11	0	.522
Austin Peay	5	6	0	.455	10	8	0	.556
Jacksonville State	4	5	0	.444	5	14	0	.263
Belmont	4	7	0	.364	8	11	0	.421
SIUE	2	7	0	.222	5	14	0	.263
Tennessee State	1	10	0	.091	5	14	0	.263
Morehead State	0	11	0	.000	6	14	0	.300

This Weekend's Schedule

Friday, March 26

Eastern Kentucky at UT Martin*, 1 p.m.
SIUE at Jacksonville State* (DH), 1 p.m. (ESPN+)
Tennessee State at Murray State*, 4 p.m. (ESPN+)
Morehead State at Southeast Missouri*, 6 p.m.

Saturday, March 27

Belmont at Austin Peay* (DH), 1 p.m. (ESPN+)
Eastern Illinois at Tennessee Tech* (DH), 1 p.m.
Eastern Kentucky at UT Martin* (DH), 1 p.m.
SIUE at Jacksonville State*, 1 p.m. (ESPN+)
Tennessee State at Murray State* (DH), 1 p.m. (ESPN+)
Morehead State at Southeast Missouri* (DH), 2 p.m.

Sunday, March 28

Belmont at Austin Peay*, 1 p.m. (ESPN+)
Eastern Illinois at Tennessee Tech*, 1 p.m.



First Midweek Win

Southeast Missouri picked up its first midweek win of the season when it used a five-run fifth inning to propel a 6-1 victory at Saint Louis (Mar. 24). SEMO's win came in Mark Redburn's 300th game as the Redhawks head coach.

First Career Home Run for Wrigley

Freshman Kynzie Wrigley's first career home run gave Southeast Missouri an early lead in its recent win over Saint Louis (Mar. 24). Wrigley led off the third inning with a solo shot to left field. She became the eighth different Redhawk to hit a home run this year.

Ellis Nabs First OVC Player of the Week Honor

Senior first baseman Ashley Ellis was named Ohio Valley Conference Co-Player of the Week on Mar. 15. A native of Arnold, Missouri, Ellis hit .300 with three home runs, three runs scored and seven RBI to lead SEMO to a series sweep of Tennessee Tech (Mar. 12-13). She hit a two-run home run in game one of the series before slugging two more homers with two runs scored and five RBI in game three. Ellis also boasted a 1.200 slugging percentage and increased her home run total to five this season and 39 in her career. The OVC Player of the Week honor is the first in Ellis' career. Eastern Kentucky's Vianna Barron (Co-Player) and UT Martin's Alexis Groet (Pitcher) rounded out the week's honorees.

Davis Saves the Day

Left-hander Marisa Davis is tied for first in the Ohio Valley Conference and ranks fourth in the nation in saves. Davis has three saves thus far. Prior to this year, she had no saves in 20 relief appearances during her first two seasons as a Redhawk.

Home Run Fun

Southeast Missouri hit a home run in eight of its last 11 contests. The Redhawks had multiple home runs a total of eight times this year. Eight different players have homered for SEMO this season. The Redhawks rank third in the Ohio Valley Conference with 20 home runs through 21 games. They are one of three OVC teams with 20 or more home runs this season. Eastern Illinois (30) and Eastern Kentucky (21) are the others.

Rook Surpasses 250 Career Strikeouts

Pitcher Rachel Rook surpassed 250 career strikeouts during Southeast Missouri's midweek game at Southern Illinois (Mar. 16). Rook struck out five in two scoreless relief innings against the Salukis. She now ranks ninth among the school's all-time career strikeout leaders with 278 Ks.

Celebrating 200 Starts

Rachel Anderson's 200th career start in center field came on Mar. 13, the day Southeast Missouri completed its sweep of Tennessee Tech. Anderson, who has never missed a start in her career, has a total of 205. She became the sixth player in program history to start over 200 career games. Anderson ranks sixth among the school's all-time career leaders in games started.

More Notables

Rachel Anderson (249) is one hit away from reaching 250 and three walks (97) to get 100 in her Southeast Missouri career. Anderson is the school's all-time career leader in both of those categories.

Holman Gets First Win

Paytience Holman pitched a two-hit complete game shutout to earn her first win of the season at Tennessee Tech (Mar. 12). Holman struck out two and walked two in seven scoreless innings. It was the fourth complete game of her career and fourth overall by Redhawk pitchers this season.

Wrigley Playing Well

Freshman Kynzie Wrigley has made her way into Southeast Missouri's starting lineup each of the last nine games. Wrigley hit safely in seven of those contests with multiple hits on

two occasions. She had a season-high three hits vs. Austin Peay (Mar. 6) and added two hits at Southern Illinois (Mar. 16).

March 12

Southeast Missouri's 7-0 and 4-1 victories over Tennessee Tech (Mar. 12) was the day exactly one year from the time a global COVID-19 pandemic brought college athletics to an abrupt halt. On Mar. 12, 2020, the NCAA canceled its men's and women's basketball tournaments and conferences across the country changed plans for games in the months ahead. That decision affected championships in all winter and spring sports, including softball. Southeast Missouri's flight was on its descent to the Tampa International Airport for a tournament hosted by the University of South Florida the day the Redhawks learned their 2020 season was canceled.

OVC Opening Series Win

The Redhawks opened Ohio Valley Conference play with a 2-1 series win over Austin Peay (Mar. 5-6) last weekend in Cape Girardeau. Southeast Missouri won games one (6-5) and three (8-0). With its victory on Mar. 5, the Redhawks improved to 19-10 all-time in OVC openers and opened league play with a win for the eighth time in 11 seasons. SEMO did not play any conference games in 2020 due to COVID-19.

That's Four for Redburn

For the fourth time in his career as Southeast Missouri's head coach, Mark Redburn started Ohio Valley Conference play with a series win. Redburn's teams did just that in 2016 (2-1 vs. Murray State), 2018 (2-0, vs. Tennessee Tech), 2019 (2-0, vs. Tennessee State) and 2021 (2-1, vs. Austin Peay).

Rook Tosses Gem

Rachel Rook pitched a one-hit complete game shutout with six strikeouts in Southeast Missouri's series-clinching 8-0 win over Austin Peay (Mar. 6). Rook put together a masterful performance retiring the first eight hitters she faced. Only three Governors reached base against her. Rook no-hit APSU for 4.2 innings and retired 18 of the 21 hitters she faced. She also retired the Governors in order during four of her six innings. It was the ninth complete game and sixth shutout of Rook's career.



Tucker Homers for First Career Hit

Shortstop Alyson Tucker's first career hit was the Redhawks decisive home run in their 6-5 game one victory over Austin Peay (Mar. 5). Southeast Missouri trailed, 5-4, when Tucker hit a two-run home run to left field with one out in the bottom of the fifth inning to give the Redhawks the lead. She had a hit in all three games of SEMO's series against the Governors.

Great Feeling

When the Redhawks beat Austin Peay, 6-5, on Mar. 5, they celebrated their first Ohio Valley Conference victory in 672 days. Southeast Missouri did not get a chance to play any OVC games in 2020 when its season was shortened due to COVID-19. Prior to last weekend, Morehead State was SEMO's last conference opponent on May 3, 2019. The Redhawks swept the Eagles to claim a share of the 2019 OVC regular-season title in Cape Girardeau that night.

Anderson Breaks Three Career Records

Center fielder Rachel Anderson broke three Southeast Missouri career records at the Razorback Invitational (Feb. 26-28). Anderson established new career marks in hits (241), walks (92) and RBI (133). She surpassed Alex Ramirez (88, 2007-10) in walks, Jenny Oermann (231, 1996-99) in hits and both Renee Kertz (132, 2009-12) and Michelle Summers (132, 2005-08) in RBI.

150th Win

Mark Redburn picked up his 150th career win as Southeast Missouri's head coach when the Redhawks earned their first victory of the season with a 6-2 victory over North Dakota State (Feb. 26). Redburn is 160-140 in his seventh year at SEMO. The Redhawks put together an overall record of 102-53 and 40-13 mark in Ohio Valley Conference play since the 2018 campaign. Redburn, the reigning OVC Coach of the Year, guided SEMO to its first OVC regular-season and tournament titles, and NCAA Tournament in 20 years during the 2019 campaign.

Andersons Go Back-to-Back

Rachel Anderson and Kaylee Anderson became the first to hit back-to-back home runs for Southeast Missouri this season. R.

Anderson smacked a two-run home run and K. Anderson followed that up with a solo shot to right center in the top of the fourth inning at #24 Arkansas (Feb. 27). The back-to-back home runs gave SEMO a 3-2 lead at the time.

Team 45

The 2021 campaign is the 45th season of Southeast Missouri softball. SEMO's softball program has an all-time record of 1,131-833-3. The Redhawks are 771-710-2 all-time since moving to the NCAA Division I ranks in 1992.

Strikeout Tracker

In 15 appearances and 12 starts this season, Rachel Rook recorded 74 strikeouts, including a season-high 13 at Belmont (Mar. 20). Rook currently has 278 strikeouts in her Southeast Missouri career.

10 or More Hits

Southeast Missouri pounded out 10 or more hits a total of six times this season and is 5-1 in those contests. The Redhawks finished with a season-high 14 hits at Belmont (Mar. 21) and have collected double-digit hits in five of their last nine contests.

Career Record Watch

Rachel Anderson, Southeast Missouri's all-time career leader in triples (29), batting average (.418), slugging percentage (.705), on-base percentage (.508), hits (249), walks (97) and RBI (139), is looking to do more damage on the record books this year. Anderson is also second in runs scored (155) behind Michelle Summers (161, 2005-08), stolen bases (64) behind Lisa Thornton (82, 1987-90) and total bases (420) behind Summers (423).

The Chase is On

Ashley Ellis, who broke Southeast Missouri's single-season home run record with 17 bombs in 2019, is now chasing the school's all-time career home run record. Ellis currently ranks second with 39 home runs. She needs 10 more to surpass Michelle Summers (48, 2005-08) for the new mark.

OVC Preseason Favorite

Last year, Southeast Missouri was the preseason favorite in the Ohio Valley Conference, but didn't get a chance to play a conference game due to COVID-19. Now, the Redhawks are in that exact same spot going into the 2021 campaign and they are again anxious to defend their OVC regular-season and tournament crowns. SEMO was picked first in the league's 2021 Predicted Order of Finish, tallying 228 points and 13 of the possible 24 first-place votes. The Preseason Poll is selected by OVC Head Coaches and Communications Directors. Eastern Kentucky (224 points), Jacksonville State (211 points), Murray State (167 points) and SIU Edwardsville (151 points) filled out the top five. Austin Peay (143 points), UT Martin (109 points), Tennessee Tech (97 points), Eastern Illinois (92 points), Belmont (88 points), Tennessee State (34 points) and Morehead State (32 points) rounded out the poll.

2021 Redhawks

Southeast Missouri's 2021 roster includes 24 players with three seniors, five juniors, five sophomores and 11 freshmen. All returnees redshirted in 2020 after the COVID-19 pandemic influenced the NCAA Division I Council to allow schools to provide spring-sport athletes an additional season of competition and an extension on their period of eligibility. The Redhawks also bring back five position starters (Rachel Anderson, OF; Austine Pauley, INF; Ashley Ellis, INF; Kaylee Anderson, OF; Ashley Emert, INF) and two starting pitchers (Rachel Rook; Paytience Holman).

Abrupt End to 2020

The Redhawks flight was on its descent to the Tampa International Airport for a tournament hosted by the University of South Florida when Head Coach Mark Redburn's cell phone had just enough service to take a call. The call was from South Florida Head Coach Ken Eriksen who led Redburn know the tournament his team was travelling to play in was cancelled. Soon after that, came the news that the 2020 season was over after the NCAA voted to suspend play due to a global COVID-19 pandemic. SEMO was 12-5 when its season was shut down. The Redhawks won nine in a row and went 9-1 in their first 10 games.



SEMO's shortened season lasted only 23 days, but the Redhawks accomplished a lot in a short amount of time. They led the Ohio Valley Conference in slugging percentage (.528), on-base percentage (.411), triples (14), stolen bases (41), fewest hits allowed (84) and fewest earned runs allowed (40). SEMO rated second in the league in batting average (.310), home runs (19), opposing batting average (.204), runs allowed (51), stolen bases per game (2.4) and triples per game (0.8). Nationally, the Redhawks were among the top 25 in triples per game (2nd), stolen bases per game (8th), scoring (16th, 6.7), slugging percentage (21st) and on-base percentage (24th).

All-American Anderson

Southeast Missouri's first All-American in its NCAA Division I era, center fielder Rachel Anderson is returns for her fifth year in 2021. Anderson won the coveted 2019 OVC Player of the Year honor to go along with her Third-Team National Fastpitch Coaches Association (NFCA) All-America award. She is also a three-time First-Team All-OVC and NFCA All-Region selection, and claimed First-Team CoSIDA Academic All-America accolades in her phenomenal career.

Elite 400 Club

Rachel Anderson is currently one of 131 NCAA Division I softball hitters with a career batting average of .400 or better. She is hitting .418 for her college career. Anderson was hitting a team-best .480 and led the Redhawks in runs (19), hits (24), triples (5), slugging percentage (.880), on-base percentage (.541) and stolen bases (9) when play was suspended a year ago.

Ellis Bashes

Slugger Ashley Ellis, like Rachel Anderson, is also back for her fifth year. A native of Arnold, Missouri, Ellis averaged 8.5 home runs per year in her first four seasons as Southeast Missouri's first baseman. She homered eight times and ranked fourth on the team with a .347 batting average last season. Ellis led the Ohio Valley Conference in home runs during the 2020 campaign and hit two round-trippers in a game three times in her career.

30-Win Seasons

Southeast Missouri registered over 30 wins in each of its last two complete seasons. The Redhawks went 33-20 and finished fourth in the Ohio Valley Conference in 2018. In 2019, SEMO set a program record in wins when it went 46-18 overall and won the OVC regular-season and tournament titles. The Redhawks also made the NCAA Tournament that year. SEMO has a total of 17 seasons with 30 or more wins in its program history.

2021 Schedule

Southeast Missouri has over 50 games scheduled this upcoming 2021 season which is less than two weeks away. Nineteen of those contests will be played at the Southeast Softball Complex. SEMO, the defending Ohio Valley Conference Champion, starts the year with a three-game series at Auburn (Feb. 13-14). The Redhawks two other non-conference weekends include trips to Southeastern Conference member Tennessee (Feb. 20) and the Arkansas Tournament (Feb. 26-28), hosted by SEC affiliate Arkansas. The Redhawks will face North Dakota State (Feb. 26), Arkansas (Feb. 26, Feb. 27) and Texas Tech (Feb. 27, Feb. 28) during their time in Fayetteville. SEMO and Tennessee both made the 2019 NCAA Tournament. The Redhawks season ended at the Oxford, Mississippi Regional and the Lady Vols were eliminated by Florida in the Gainesville Super Regional that year. A home-and-home series with Saint Louis (Mar. 24, away; Apr. 14, home), a single game with Missouri State (Mar. 17) and a doubleheader at Kansas City (Apr. 7) are SEMO's midweek matchups. This year's OVC schedule increases to 34 games. SEMO will play every conference team except its travel partner (UT Martin) in a three-game weekend series. The Redhawks and Skyhawks will play a home-and-home midweek doubleheader to complete the adjusted slate. SEMO hosts Austin Peay in its OVC opener on Mar. 6-7. Morehead State (Mar. 26-27), Eastern Illinois (Apr. 2-3), Eastern Kentucky (Apr. 17-18), UT Martin (Apr. 28) and Murray State (May 1-2) are the rest of the Redhawks home league opponents. The remainder of the Redhawks conference schedule includes trips to Tennessee Tech (Mar. 13-14), Belmont (Mar. 20-21), SIU Edwardsville (Apr. 10-11), Tennessee State (Apr. 24-25), UT Martin (May 4) and Jacksonville State (May 8-9).

This year's OVC Tournament will be held at Choccolocco Park in Oxford, Alabama. The top four teams in the conference will contend for the OVC's automatic NCAA Tournament berth over a three-day stretch from May 13-15.

On Deck

Southeast Missouri concludes its season-long seven-game home stand when it hosts Southern Illinois on Mar. 31 and welcomes Eastern Illinois for a three-game series on Apr. 2-3.



SOUTHEAST MISSOURI SOFTBALL NOTES // MOREHEAD STATE

Numerical

No.	Name	Pos.	Ht.	B/T	Cl.	Hometown (High School/College)
1	Jillian Anderson	OF	5-4	L/L	Fr.	Rochester, Ill. (Rochester)
2	Rachel Anderson	OF	5-3	L/R	Sr.	Edwardsville, Ill. (Edwardsville)
3	Kimmy Wallen	OF	5-7	L/R	Fr.	Park Hills, Mo. (Central)
4	Alyson Tucker	INF/P	5-5	R/R	So.	Farmington, Mo. (Farmington)
5	Kileigh Grisham	INF	5-7	R/R	Fr.	Eureka, Mo. (Eureka)
6	Marisa Davis	P	5-4	L/L	So.	Kansas City, Mo. (Lee's Summit North)
7	Karsyn Davis	C	5-11	R/R	Fr.	Harrisburg, Ill. (Harrisburg)
8	Abby Rollet	OF	5-7	L/R	Jr.	Perryville, Mo. (Notre Dame/Jefferson College)
9	Rachel Rook	P	5-11	R/R	Jr.	Republic, Mo. (Republic)
10	Ashley Emert	C/INF	5-10	R/R	Jr.	East Peoria, Ill. (East Peoria/Illinois State)
11	Danina Marton	OF	5-10	R/R	Jr.	Northridge, Calif. (Grover Cleveland)
12	Katie Dreiling	P/INF	5-9	L/R	Fr.	Jonesboro, Ark. (Valley View)
14	Kaylee Anderson	INF/P	5-7	R/R	Jr.	Warrenton, Mo. (Warrenton)
15	Austine Pauley	INF	5-6	R/R	Sr.	St. Charles, Mo. (Francis Howell North/Lindenwood)
16	Abigail Rickermann	INF	5-6	L/R	Fr.	Festus, Mo. (Festus)
17	Kelby Robinson	OF	5-6	L/R	Fr.	Wentzville, Mo. (Holt)
18	Kaylee Payne	INF/P	5-3	R/R	Fr.	Oran, Mo. (Oran)
19	Paytience Holman	P	5-8	R/R	Fr.	Mexico, Mo. (Mexico)
20	Leaha Wininger	INF	5-7	R/R	So.	Johnston City, Ill. (Johnston City)
21	Chelsy Pena	C	5-6	R/R	So.	Columbia, Ill. (Columbia)
22	Amanda Hansen	P/INF	6-0	R/R	Fr.	Wentzville, Mo. (Holt)
24	Kynzie Wrigley	INF	5-3	L/R	Fr.	Mt. Zion, Ill. (Mt. Zion)
26	Ashley Ellis	INF	5-8	R/R	Sr.	Arnold, Mo. (Fox)
27	Anna Griffin	INF	6-1	R/R	So.	Bentonville, Ark. (Bentonville West)

Numerical

No.	Name	Pos.	Ht.	B/T	Cl.	Hometown (High School/College)
1	Jillian Anderson	OF	5-4	L/L	Fr.	Rochester, Ill. (Rochester)
14	Kaylee Anderson	INF/P	5-7	R/R	Jr.	Warrenton, Mo. (Warrenton)
2	Rachel Anderson	OF	5-3	L/R	Sr.	Edwardsville, Ill. (Edwardsville)
7	Karsyn Davis	C	5-11	R/R	Fr.	Harrisburg, Ill. (Harrisburg)
6	Marisa Davis	P	5-4	L/L	So.	Kansas City, Mo. (Lee's Summit North)
12	Katie Dreiling	P/INF	5-9	L/R	Fr.	Jonesboro, Ark. (Valley View)
26	Ashley Ellis	INF	5-8	R/R	Sr.	Arnold, Mo. (Fox)
10	Ashley Emert	C/INF	5-10	R/R	Jr.	East Peoria, Ill. (East Peoria/Illinois State)
27	Anna Griffin	INF	6-1	R/R	So.	Bentonville, Ark. (Bentonville West)
5	Kileigh Grisham	INF	5-7	R/R	Fr.	Eureka, Mo. (Eureka)
22	Amanda Hansen	P/INF	6-0	R/R	Fr.	Wentzville, Mo. (Holt)
19	Paytience Holman	P	5-8	R/R	Fr.	Mexico, Mo. (Mexico)
11	Danina Marton	OF	5-10	R/R	Jr.	Northridge, Calif. (Grover Cleveland)
15	Austine Pauley	INF	5-6	R/R	Sr.	St. Charles, Mo. (Francis Howell North/Lindenwood)
18	Kaylee Payne	INF/P	5-3	R/R	Fr.	Oran, Mo. (Oran)
21	Chelsy Pena	C	5-6	R/R	So.	Columbia, Ill. (Columbia)
17	Kelby Robinson	OF	5-6	L/R	Fr.	Wentzville, Mo. (Holt)
8	Abby Rollet	OF	5-7	L/R	Jr.	Perryville, Mo. (Notre Dame/Jefferson College)
9	Rachel Rook	P	5-11	R/R	Jr.	Republic, Mo. (Republic)
16	Abigail Rickermann	INF	5-6	L/R	Fr.	Festus, Mo. (Festus)
4	Alyson Tucker	INF/P	5-5	R/R	So.	Farmington, Mo. (Farmington)
3	Kimmy Wallen	OF	5-7	L/R	Fr.	Park Hills, Mo. (Central)
20	Leaha Wininger	INF	5-7	R/R	So.	Johnston City, Ill. (Johnston City)
24	Kynzie Wrigley	INF	5-3	L/R	Fr.	Mt. Zion, Ill. (Mt. Zion)

Head Coach: Mark Redburn (Seventh Year/Missouri-St. Louis, 1993)

Assistant Coaches: Kristen Jones (Sixth Year/Augusta State, 2012); Matthew Guemmer (Second Year, Missouri, 2013)

Student Manager: Jessica Gilbert

Roster Breakdown

Total Squad Members	24
Seniors	3
Juniors	5
Sophomores	5
Freshmen	11

Pronunciation Guide


Katie Dreiling	Dry-ling
Austine Pauley	Aus-TEEN
Abby Rollet	Roll-AYE

Geographical Breakdown

Arkansas	2
Anna Griffin, Katie Dreiling	
California	1
Danina Martin	
Illinois	7
Jillian Anderson, Rachel Anderson, Karsyn Davis, Ashley Emert, Leaha Wininger, Chelsy Pena, Kynzie Wrigley	
Missouri	14
Kimmy Wallen, Alyson Tucker, Kileigh Grisham, Marisa Davis, Abby Rollet, Rachel Rook, Kaylee Anderson, Austine Pauley, Abigail Rickermann, Kelby Robinson, Kaylee Payne, Paytience Holman, Amanda Hansen, Ashley Ellis	



1
Jillian Anderson
OF / 5-4 / Fr. / L/L
Rochester, Ill.



2
Rachel Anderson
OF / 5-3 / Sr. / L/R
Edwardsville, Ill.



3
Kimmy Wallen
OF / 5-7 / Fr. / L/R
Park Hills, Mo.




4
Alyson Tucker
INF/P / 5-5 / So. / R/R
Farmington, Mo.



5
Kileigh Grisham
INF / 5-7 / Fr. / R/R
Eureka, Mo.




6
Marisa Davis
P / 5-4 / So. / L/L
Kansas City, Mo.



7
Karsyn Davis
C / 5-11 / Fr. / R/R
Harrisburg, Ill.



8
Abby Rollet
OF / 5-7 / Jr. / L/R
Perryville, Mo.



9
Rachel Rook
P / 5-11 / Jr. / R/R
Republic, Mo.




10
Ashley Emert
C/INF / 5-10 / Jr. / R/R
East Peoria, Ill.




11
Danina Marton
OF / 5-10 / Jr. / R/R
Northridge, Calif.



12
Katie Dreiling
P/INF / 5-7 / Jr. / R/R
Jonesboro, Ark.




14
Kaylee Anderson
INF/P / 5-7 / Jr. / R/R
Warrenton, Mo.



15
Austine Pauley
INF / 5-6 / Sr. / R/R
St. Charles, Mo.



16
Abigail Rickermann
INF / 5-6 / Fr. / L/R
Festus, Mo.



17
Kelby Robinson
OF / 5-6 / Fr. / L/R
Wentzville, Mo.




18
Kaylee Payne
INF/P / 5-3 / Fr. / R/R
Oran, Mo.



19
Paytience Holman
P / 5-8 / Fr. / R/R
Mexico, Mo.




20
Leaha Winger
INF / 5-7 / So. / R/R
Johnston City, Ill.




21
Chelsy Pena
C / 5-6 / So. / R/R
Columbia, Ill.




22
Amanda Hansen
P/INF / 6-0 / Fr. / R/R
Wentzville, Mo.



24
Kynzie Wrigley
INF / 5-3 / Fr. / L/R
Mt. Zion, Ill.



26
Ashley Ellis
INF / 5-8 / Sr. / R/R
Arnold, Mo.



27
Anna Griffin
INF / 6-1 / So. / R/R
Bentonville, Ark.



Mark Redburn
Head Coach
Seventh Year



Kristen Jones
Assistant Coach
Sixth Year



Matthew Guemmer
Assistant Coach
Second Year



Jessica Gilbert
Student Manager





HEAD COACH

SEVENTH YEAR // MISSOURI-ST. LOUIS, 1993

Mark Redburn enters his seventh year at Southeast Missouri which is again ready to defend its Ohio Valley Conference regular-season and tournament crowns.

In the last two plus seasons, the Redhawks put together an overall record of 91-43 and 32-12 mark in OVC play. In over five years with Redburn at the helm, SEMO has produced one NFCA All-American, six NFCA All-Region selections, 11 All-OVC picks, one OVC Player of the Year, one OVC Tournament Most Valuable Player and two CoSIDA Academic All-Americans.

SEMO was off to a great start and had all the makings for a big 2020 campaign, but a global COVID-19 pandemic shut its season down only 17 games in.

The Redhawks won nine in

a row and posted a 9-1 record in their first 10 games of the season. SEMO finished with an overall record of 12-5 and did not get a chance to play any OVC games when play was cancelled.

Although the 2020 season lasted just 23 days (Feb. 14-Mar. 8), the Redhawks accomplished a lot in a short amount of time.

SEMO led the Ohio Valley Conference in slugging percentage (.528), on-base percentage (.411), triples (14), stolen bases (41), hits allowed (84) and earned runs allowed (40). The Redhawks also rated second in the league in batting average (.310), home runs (19), opposing batting average (.204), runs allowed (51), stolen bases per game (2.4) and triples per game (0.8).

Nationally, SEMO was among the top 25 in triples per game

(2nd), stolen bases per game (8th, 2.4), scoring (16th, 6.7), slugging percentage (21st) and on-base percentage (24th).

Individually, Rachel Anderson led the OVC in batting average (.480), slugging percentage (.880), on-base percentage (.541) and triples (5) following a season that culminated with her winning the league's coveted Player of the Year honor. Anderson, who didn't strike out all year, capped her 2020 campaign as only the sixth player in program history to claim First-Team CoSIDA Academic All-America accolades.

Pitcher Rachel Rook was atop the OVC in earned run average (0.70) and opposing batting average (.119), while Ashley Ellis ended the year as the league's leader in home runs (8).

Redburn guided SEMO to

its first OVC regular-season and tournament championship, and NCAA Regional appearance in 20 years the year before that in 2019..

What a year 2019 was for SEMO which set an all-time program record with 46 wins, the only 40-win season in the school's entire NCAA Division I era. The Redhawks went 46-18 overall and 17-5 in the OVC before going 1-2 at the NCAA Regional in Oxford, Mississippi.

SEMO had so much to celebrate over the course of its magical 2019 campaign.

Redburn and his staff were honored as the National Fastpitch Coaches Association (NFCA) Mideast Region Coaching Staff of the Year. For Redburn himself, he was voted OVC Coach of the Year for the first time in his career.

Four players earned All-OVC



honors, three claimed NFCA All-Region accolades and one garnered NFCA All-America distinction. Outfielder Rachel Anderson became SEMO's first All-American in 28 years and the program's first All-American in the NCAA Division I tenure. TEAM 43 was also recognized by the NFCA for achieving the fourth highest grade point average among all NCAA Division I schools. SEMO recorded a team GPA of 3.678 with 17 players securing NFCA All-America Scholar-Athlete honors.

Redburn certainly has the Redhawks trending in the right direction as his teams averaged nearly 40 wins (39.5) in the last two seasons alone. SEMO put together a 79-38 (.678) record and went 32-12 (.727) in conference play over that span.

Statistically, SEMO's 2019 team broke a total of 17 single-season records in slugging percentage (.510), on-base percentage (.382), game played (64), runs (363), hits (501), home runs (74), RBI (318), total bases (850), walks (180), stolen bases (89), stolen base attempts (117), wins (46), saves (11), batters struck out (331), batters struck out looking (90), innings pitched (414) and putouts (1242).

In 18 years as an NCAA Division I head coach, Division I assistant coach and National Junior College Athletic Association (NJCAA) head coach, Redburn has made 13 postseason appearances which include one NCAA Women's College World Series, two NCAA Super-Regionals, four NCAA Regionals and two NJCAA

National Tournaments.

In 2018, the Redhawks finished at 33-20 overall and fourth in the OVC with a 15-7 mark. SEMO locked down its first winning campaign in seven years.

The Redhawks heated up to win 11 of their final 14 regular-season games and advanced to the eight-team OVC Tournament.

SEMO's 2018 club finished with a 74 RPI among the nation's 296 NCAA Division I softball teams, quite a jump from its 173 ranking in 2017. The Redhawks collected eight doubleheader sweeps along the way.

Defensively, SEMO improved tremendously. After ranking eighth in the OVC in fielding percentage a year ago, the Redhawks were the league's second-best fielding team in 2018. SEMO had 43 errors and committed 16 less than it did in 2017. The Redhawks went error free in 25 games equating to 47 percent of their entire season.

The year before that, SEMO finished the 2017 campaign among the school's top single-season leaders in slugging percentage (6th, .427), on-base percentage (5th, .356), triples (4th, 21), home runs (9th, 31), total bases (9th, 567), stolen bases (2nd, 65), stolen base attempts (1st, 88), opponent batting average (7th, .282), strikeouts/7 innings (7th, 4.17), strikeouts (10th, 194), strikeouts looking (3rd, 61) fewest doubles allowed (8th, 49), fielding percentage (8th, .960), fewest errors (7th, 59) and fewest stolen bases against (3rd, 38).

Redburn picked up his 200th

career victory when SEMO beat Austin Peay, 7-4, on Apr. 30, 2016. His 2016 club ranked among the school's top-10 teams in doubles (6th, 69), stolen bases (3rd, 58), walks (8th, 138), home runs (6th, 35) and slugging percentage (6th, .412).

In his first season, Redburn led the Redhawks to an overall record of 19-27 and 12-12 in OVC play during 2015. His 19 victories came after SEMO won no more than 15 games in each of the previous two seasons. Redburn's first club at Southeast also had 12 OVC wins, a +9 increase from the 2014 campaign. In addition, the Redhawks made the OVC Tournament, snapping a streak of three years where they missed the event.

Not only did Redburn earn his 100th career NCAA Division I win in his inaugural season with the Redhawks, but he coached three All-OVC selections and one NFCA All-Region honoree.

Statistically, SEMO finished among the top-five OVC teams in batting average (3rd), slugging percentage (5th), on-base percentage (5th) and hits (5th). The 2015 Redhawks also broke two single-season records with Kayla Fortner establishing new marks



■ The Redburn File

Experience:

19th Year (Seventh at SEMO)

Hometown:

St. Charles, Mo.

Birthdate:

April 19, 1967

Alma Mater:

Missouri-St. Louis, 1993

Education:

B.S. Special Education (Missouri-St. Louis)
Master's Higher Education in Athletics/
Activities Administration (William Woods)

Date Hired:

June 26, 2014

Family:

Wife - Tracy
Children - Joe, Jack

Coaching Experience:

St. Charles CC, Head Coach, 2002-04
Jefferson College, Head Coach 2005-06
Missouri, Assistant Coach, 2007-09
Evansville, Head Coach, 2010-14
Southeast Missouri, Head Coach, 2015-pr.



SOUTHEAST MISSOURI SOFTBALL NOTES // MOREHEAD STATE

in home runs and single-game mark and set a single-game school record with six home runs, as well.

Academically, the Redhawks accumulated a 3.35 grade point average during the 2014-15 academic year as a total of nine players earned NFCA All-America Scholar-Athlete status for achieving a 3.5 or higher GPA.

Redburn coached a total of four first-team All-OVC selections, three second-team All-OVC picks, one OVC Freshman of the Year, three NFCA All-Region honorees and three OVC All-Newcomer selections in his first four years as SEMO's head coach.

The fourth head coach in Redhawk softball history, Redburn won 90 games in five years as head coach at the University of Evansville before accepting the job at Southeast on June 26, 2014.

In 2014, Redburn coached a UE team with five starters that were underclassmen, including four freshmen and one sophomore. The Purple Aces achieved their highest batting average since 2007. Additionally, UE had a freshman lead the team in stolen bases and home runs.

Despite a season that allowed 53 games, the 2013 team had its best season in Redburn's five years at UE. Entering the Missouri Valley Conference Tournament as the No. 7 seed, the Purple Aces beat the No. 6, No. 3 and No. 2 seeds to make their first MVC Championship appearance since

2003. UE finished second with three players garnering All-Tournament team honors.

The 2013 campaign resulted in the most overall wins in a season since 2008 and the best regular-season and conference tournament finish since Redburn's arrival. UE continued its aggressive baserunning with 89 stolen bases, ranking second in the MVC. The pitching staff also rated fourth in the conference.

Redburn's 2012 club saw improvement as well, winning more games than it had the previous season. The Purple Aces stole 79 bases and had two all-conference and one National Fastpitch Coaches Association All-Region selection that year. In 2011, Redburn exposed a young and inexperienced team to some of the top programs in the nation as UE played one of its most difficult schedules. Tennessee, Georgia Tech, Missouri, Ohio State, Texas Tech, South Alabama and Chattanooga were among the stiff competition.

Redburn quickly started to transform the UE program during his first year in 2010. The Purple Aces secured a berth in the MVC Tournament after winning 10 conference games. UE led the MVC with 31 doubles and hit 36 home runs, while producing two all-conference picks.

Academically, Redburn's teams consistently enjoyed success. In fact, each of his last four UE teams accumulated a 3.1 or higher grade point average. He had several student-athletes

obtain over a 3.5 GPA and earn academic recognition along the way.

Prior to UE, Redburn spent three years as an assistant coach at the University of Missouri working primarily with the pitchers and catchers, and serving as recruiting coordinator.

He was part of a coaching staff that compiled an overall record of 137-53. The Tigers registered a school record for victories (50), won the Big 12 Conference Tournament, won their Regional and defeated host UCLA in the Super Regional to advance to the College World Series in 2009. Overall, Redburn coached four all-conference pitchers, including USA National Team Pitcher Chelsea Thomas at Missouri.

Redburn began his collegiate coaching career as head coach at St. Charles (Mo.) Community College from 2001-04. He led the 2003 team to its first Region 16 championship and

a seventh-place finish at the National Junior College Athletic Association Division I National Tournament. His 2004 squad set a school record with 33 victories.

Following his stay at St. Charles CC, Redburn spent two seasons as head coach of the new softball program at Jefferson College. In the program's first year of competition, 2006, he led Jefferson to a 49-16 record, Region 16 championship and ninth-place finish at the NJCAA Division I National Tournament. Redburn was honored as the Midwest Community College Athletic Conference Coach of the Year following that season.

A native of St. Charles, Missouri, Redburn graduated from the University of Missouri-St. Louis in 1993 and received his master's degree in Athletics/Activities Administration from William Woods University.

He and his wife, Tracy, have two sons, Joe and Jack.





Redburn's Year-by-Year Records

Year	School	Assignment	Record	Conference Finish	Postseason
2002	St. Charles CC	Head Coach	16-21	3rd	Region XVI Runner-Up
2003	St. Charles CC	Head Coach	26-21	2nd	Region XVI Champions 7th NJCAA National Tournament
2004	St. Charles CC	Head Coach	33-16	1st	3rd in Region XVI
2005	Jefferson College	Head Coach	-	Program Preparation Year	-
2006	Jefferson College	Head Coach	49-16	1st Region 16	-
2007	Missouri	Assistant Coach	40-23, 13-4	3rd Big 12	-
2008	Missouri	Assistant Coach	47-17, 11-6	3rd Big 12	-
2009	Missouri	Assistant Coach	50-12, 12-6	2nd Big 12	1st Big 12 Tournament NCAA Midwest Regional Champions NCAA Super Regional Champions 8th in College World Series
2010	Evansville	Head Coach	18-34, 10-16	7th MVC	-
2011	Evansville	Head Coach	12-42, 6-21	9th MVC	-
2012	Evansville	Head Coach	18-37, 8-19	8th MVC	-
2013	Evansville	Head Coach	23-30, 11-12	7th MVC	2nd MVC Tournament
2014	Evansville	Head Coach	19-32, 7-19	10th MVC	-
2015	Southeast Missouri	Head Coach	19-27, 12-12	7th OVC	8th OVC Tournament
2016	Southeast Missouri	Head Coach	16-33, 10-17	10th OVC	-
2017	Southeast Missouri	Head Coach	23-27, 8-14	9th OVC	-
2018	Southeast Missouri	Head Coach	33-20, 15-7	4th OVC	7th OVC Tournament
2019	Southeast Missouri	Head Coach	46-18, 17-5	1st OVC	1st OVC Tournament 3rd NCAA Regional
2020*	Southeast Missouri	Head Coach	12-5	-	-
2021	Southeast Missouri	Head Coach	11-10	8-1 OVC	-

* Season ended due to a global COVID-19 pandemic

Overall Record as a Collegiate Coach: 512-441 (19 years)

Overall Record as a Head Coach: 374-389 (16 years)

Record at Southeast Missouri, 160-140, 70-56 Ohio Valley Conference (7 years)

Record at Evansville, 90-175, 42-87 Missouri Valley Conference (5 years)

Record at Jefferson College, 49-16 (1 year)

Record at St. Charles CC: 75-58 (3 years)

Record as Assistant Coach at Missouri: 137-52 (3 years)

Redburn by the Numbers

- 66 OVC Commissioner's Honor Roll Selections
- 26 NFCA All-America Scholar-Athletes
- 20+ Academic All-Americans
- 11 NJCAA All-Region 16 Players
- 15 OVC Medal of Honor Recipients
- 6 First-Team All-OVC Selections
- 6 All-MVC Players
- 6 MVC Scholar-Athletes
- 6 OVC Players of the Week
- 5 All-Americans
- 5 NFCA All-Region Selections
- 4 OVC Pitchers of the Week
- 4 MCCAC All-Conference Players
- 3 OVC All-Newcomer Selections
- 3 MVC Players of the Week
- 2 Second-Team All-OVC Selections
- 1 OVC Player of the Year
- 1 OVC Freshman of the Year

Coaching Honors

- 2019 OVC Coach of the Year
- 2019 NFCA Midwest Region Coaching Staff of the Year
- 2009 Midwest Coaching Staff of the Year
- 2006 Region 16 and MCCAC Coach of the Year
- 2003 Region 16 Coach of the Year



2021 Statistics

Record: 11-10 Home: 2-1 Away: 7-8 Neutral: 2-1 OVC: 8-1

Player	avg	gp-gs	ab	r	h	2b	3b	hr	rbi	tb	slg%	bb	hp	so	gdp	ob%	sf	sh	sb-att	po	a	e	fld%
12 DREILING, Katie	.447	17-14	47	6	21	6	0	2	8	33	.702	2	0	5	1	.469	0	0	2-2	0	1	0	1.000
2 ANDERSON, Rachel	.383	21-21	60	12	23	4	0	1	9	30	.500	11	3	8	0	.500	0	3	5-7	34	0	0	1.000
14 ANDERSON, Kaylee	.328	21-21	64	17	21	2	0	7	16	44	.688	2	4	8	0	.386	0	0	2-2	35	4	0	1.000
1 ANDERSON, Jillian	.321	20-20	56	11	18	6	1	0	6	26	.464	11	2	11	0	.449	0	0	6-10	37	0	0	1.000
15 PAULEY, Austine	.200	18-16	40	8	8	1	1	2	4	17	.425	4	0	11	0	.267	1	0	2-3	14	23	3	.925
26 ELLIS, Ashley	.196	21-21	56	7	11	1	0	5	16	27	.482	6	1	15	0	.277	2	0	0-0	112	1	1	.991
10 EMERT, Ashley	.140	18-16	43	2	6	1	0	1	4	10	.233	2	1	13	0	.196	0	0	0-0	21	25	4	.920

24 WRIGLEY, Kynzie	.323	14-10	31	6	10	3	0	1	4	16	.516	3	0	3	0	.371	1	0	2-2	9	15	0	1.000
3 WALLEN, Kimmy	.316	13-3	19	3	6	1	0	0	0	7	.368	2	0	3	0	.381	0	0	2-3	3	0	1	.750
7 DAVIS, Karsyn	.267	15-11	30	1	8	3	0	0	6	11	.367	0	0	3	1	.267	0	0	0-0	50	2	1	.981
4 TUCKER, Alyson	.250	16-16	36	7	9	2	0	1	4	14	.389	5	3	5	0	.386	0	0	1-1	14	27	5	.891
20 WININGER, Leah	.182	12-3	11	0	2	0	0	0	2	2	.182	1	0	3	0	.250	0	0	0-0	3	0	0	1.000
27 GRIFFIN, Anna	.167	8-3	12	0	2	0	0	0	1	2	.167	1	0	6	0	.231	0	0	0-0	0	0	0	.000
21 PENA, Chelsy	.087	14-8	23	1	2	1	0	0	2	3	.130	3	1	3	0	.214	1	1	0-0	67	0	3	.957
16 RICKERMANN, Abigail	.083	16-5	24	4	2	0	0	0	0	2	.083	3	0	6	0	.185	0	2	1-1	6	8	1	.933
11 MARTON, Danina	.000	7-1	4	1	0	0	0	0	0	0	.000	0	1	2	0	.200	0	0	0-2	3	0	0	1.000
8 ROLLET, Abby	.000	1-0	1	0	0	0	0	0	0	0	.000	0	0	0	0	.000	0	0	0-0	0	0	0	.000
17 ROBINSON, Kelby	.000	10-0	0	3	0	0	0	0	0	0	.000	0	0	0	0	.000	0	0	4-6	1	0	0	1.000
9 ROOK, Rachel	.000	1-1	0	0	0	0	0	0	0	0	.000	0	0	0	0	.000	0	0	0-0	2	3	0	1.000
Totals	.268	21	557	89	149	31	2	20	82	244	.438	56	16	105	2	.349	5	6	27-39	411	120	19	.965
Opponents	.241	21	536	82	129	19	2	21	75	215	.401	47	17	117	1	.319	5	6	21-22	430	177	20	.968

LOB - Team (121), Opp (118). DPs turned - Team (4), Opp (6). IBB - Team (0), Opp (1).

(All games Sorted by Earned run avg)

Player	era	w-l	app	gs	cg	sho	sv	ip	h	r	er	bb	so	2b	3b	hr	b/avg	wp	hp	bks	sfa	sha
6 DAVIS, Marisa	3.04	1-0	12	0	0	0/0	3	23.0	24	10	10	5	16	2	1	0	.267	0	2	0	1	1
9 ROOK, Rachel	3.29	7-5	15	12	3	2/0	1	61.2	49	32	29	17	74	12	0	10	.212	6	7	0	3	2
19 HOLMAN, Paytience	4.05	3-5	13	9	2	1/0	0	46.2	50	32	27	18	25	4	1	9	.262	2	6	0	1	1

12 DREILING, Katie	7.41	0-0	4	0	0	0/0	0	5.2	6	8	6	7	2	1	0	2	.250	0	2	0	0	2
Totals	3.68	11-10	21	21	5	3/0	4	137.0	129	82	72	47	117	19	2	21	.241	8	17	0	5	6
Opponents	3.81	10-11	21	21	7	2/1	1	143.1	149	89	78	56	105	31	2	20	.268	5	16	0	5	6

PB - Team (2), PENA 1, K. DAVIS 1, Opp (1). SBA/ATT - PENA (14-14), ROOK (12-12), K. DAVIS (6-7), HOLMAN (4-5), M. DAVIS (3-3), DREILING (2-2), WININGER (1-1).



2021 Results

Date	Opponent	Score	Inns	Overall	OVC	Pitcher of record	Attend	Time
02-13-21	at Auburn-1	L 0-8	5	0-1-0	0-0-0	ROOK (L 0-1)	-	1:40
02-13-21	at Auburn-2	L 1-5	7	0-2-0	0-0-0	HOLMAN (L 0-1)	370	2:08
02-14-21	at Auburn	L 1-3	7	0-3-0	0-0-0	ROOK (L 0-2)	370	1:54
02-20-21	at Tennessee	L 0-7	7	0-4-0	0-0-0	HOLMAN (L 0-2)	203	1:43
02-20-21	at Tennessee	L 3-5	7	0-5-0	0-0-0	ROOK (L 0-3)	232	1:57
! 02-26-21	vs North Dakota State	w 6-2	7	1-5-0	0-0-0	ROOK (W 1-3)	0	
! 02-26-21	at #24 Arkansas	L 3-9	7	1-6-0	0-0-0	HOLMAN (L 0-3)	570	2:01
! 02-27-21	vs Texas Tech	w 5-3	(8)	2-6-0	0-0-0	ROOK (W 2-3)	489	2:01
! 02-27-21	at #24 Arkansas	L 3-6	7	2-7-0	0-0-0	ROOK (L 2-4)	574	1:34
! 02-28-21	vs Texas Tech	L 1-7	7	2-8-0	0-0-0	ROOK (L 2-5)	427	2:09
* 03-05-21	AUSTIN PEAY	w 6-5	7	3-8-0	1-0-0	M. DAVIS (W 1-0)	162	2:08
* 03-06-21	AUSTIN PEAY-1	L 3-4	7	3-9-0	1-1-0	HOLMAN (L 0-4)	333	2:13
* 03-06-21	AUSTIN PEAY-2	w 8-0	6	4-9-0	2-1-0	ROOK (W 3-5)	345	2:07
* 03-12-21	at Tennessee Tech-1	w 7-0	7	5-9-0	3-1-0	HOLMAN (W 1-4)	125	4:48
* 03-12-21	at Tennessee Tech-2	w 4-1	7	6-9-0	4-1-0	ROOK (W 4-5)	125	1:57
* 03-13-21	at Tennessee Tech	w 8-4	7	7-9-0	5-1-0	ROOK (W 5-5)	135	2:15
03-16-21	at Southern Illinois	L 2-6	7	7-10-0	5-1-0	HOLMAN (L 1-5)	35	2hr
* 03-20-21	at Belmont Bruins-1	w 8-2	7	8-10-0	6-1-0	HOLMAN (W 2-5)	50	2:00
* 03-20-21	at Belmont Bruins-2	w 6-0	7	9-10-0	7-1-0	ROOK (W 6-5)	50	1:50
* 03-21-21	at Belmont Bruins	w 8-4	7	10-10-0	8-1-0	ROOK (W 7-5)	50	2:18
03-24-21	at Saint Louis	w 6-1	7	11-10-0	8-1-0	HOLMAN (W 3-5)	0	2:07

* = Conference game

! = Razorback Invitational (Fayetteville, Ark.)

() extra inning game

**2021 Season/Career Statistics**

Record: 11-10 Home: 2-1 Away: 7-8 Neutral: 2-1 OVC: 8-1

Player	SEASON													CAREER													
	Avg	G-GS	AB	R	H	2B	3B	HR	RBI	BB	Hbp	SO	Sb-Att	Avg	G-GS	AB	R	H	2B	3B	HR	RBI	BB	Hbp	SO	Sb-Att	
12 DREILING, Katie	.447	17-14	47	6	21	6	0	2	8	2	0	5	2-2	.447	17-14	47	6	21	6	0	2	8	2	0	5	2-2	
2 ANDERSON, Rachel	.383	21-21	60	12	23	4	0	1	9	11	3	8	5-7	.418	205-205	596	155	249	38	29	25	139	97	16	66	64-87	
14 ANDERSON, Kaylee	.328	21-21	64	17	21	2	0	7	16	2	4	8	2-2	.277	104-75	238	55	66	11	2	11	44	7	11	37	14-15	
1 ANDERSON, Jillian	.321	20-20	56	11	18	6	1	0	6	11	2	11	6-10	.321	20-20	56	11	18	6	1	0	6	11	2	11	6-10	
15 PAULEY, Austine	.200	18-16	40	8	8	1	1	2	4	4	0	11	2-3	.239	35-33	88	20	21	5	2	4	13	12	1	20	8-10	
26 ELLIS, Ashley	.196	21-21	56	7	11	1	0	5	16	6	1	15	0-0	.269	202-202	558	76	150	25	4	39	138	65	6	134	5-6	
10 EMERT, Ashley	.140	18-16	43	2	6	1	0	1	4	2	1	13	0-0	.154	55-29	78	11	12	2	1	2	9	9	2	26	5-5	
24 WRIGLEY, Kynzie	.323	14-10	31	6	10	3	0	1	4	3	0	3	2-2	.323	14-10	31	6	10	3	0	1	4	3	0	3	2-2	
3 WALLEN, Kimmy	.316	13-3	19	3	6	1	0	0	0	2	0	3	2-3	.250	27-9	44	6	11	1	0	0	2	4	0	5	5-6	
7 DAVIS, Karsyn	.267	15-11	30	1	8	3	0	0	6	0	0	3	0-0	.242	20-12	33	1	8	3	0	0	6	1	0	3	0-0	
4 TUCKER, Alyson	.250	16-16	36	7	9	2	0	1	4	5	3	5	1-1	.250	16-16	36	7	9	2	0	1	4	5	3	5	1-1	
20 WININGER, Leahla	.182	12-3	11	0	2	0	0	0	2	1	0	3	0-0	.138	35-4	29	5	4	1	0	0	3	2	0	6	1-2	
27 GRIFFIN, Anna	.167	8-3	12	0	2	0	0	0	1	1	0	6	0-0	.206	46-16	63	7	13	2	1	2	8	14	0	22	1-1	
21 PENA, Chelsy	.087	14-8	23	1	2	1	0	0	2	3	1	3	0-0	.187	73-28	107	13	20	5	0	0	15	9	1	11	3-5	
16 RICKERMANN, Abigail	.083	16-5	24	4	2	0	0	0	0	3	0	6	1-1	.083	16-5	24	4	2	0	0	0	0	3	0	6	1-1	
11 MARTON, Danina	.000	7-1	4	1	0	0	0	0	0	0	1	2	0-2	.276	45-2	29	9	8	1	0	0	3	2	1	6	3-6	
8 ROLLET, Abby	.000	1-0	1	0	0	0	0	0	0	0	0	0	0-0	.000	1-0	1	0	0	0	0	0	0	0	0	0	0-0	
17 ROBINSON, Kelby	.000	10-0	0	3	0	0	0	0	0	0	0	0	4-6	.000	10-0	0	3	0	0	0	0	0	0	0	0	4-6	
9 ROOK, Rachel	.000	1-1	0	0	0	0	0	0	0	0	0	0	0-0	.000	6-5	0	0	0	0	0	0	0	0	0	0	0-0	
Totals	.268	21-21	557	89	149	31	2	20	82	56	16	105	27-39														
Opponents	.241	21-21	536	82	129	19	2	21	75	47	17	117	21-22														

(All games Sorted by Earned run avg)

Player	SEASON														CAREER													
	ERA	W-L	App	GS	CG	Sho	Sv	IP	H	R	ER	BB	SO	ERA	W-L	App	GS	CG	Sho	Sv	IP	H	R	ER	BB	SO		
6 DAVIS, Marisa	3.04	1-0	12	0	0	0	3	23.0	24	10	10	5	16	3.68	3-1	34	2	0	0	3	59.0	62	34	31	21	42		
9 ROOK, Rachel	3.29	7-5	15	12	3	2	1	61.2	49	32	29	17	74	2.52	27-16	85	35	10	7	7	239.0	171	97	86	80	278		
19 HOLMAN, Paytience	4.05	3-5	13	9	2	1	0	46.2	50	32	27	18	25	3.40	5-8	21	14	4	2	0	80.1	81	49	39	31	59		
12 DREILING, Katie	7.41	0-0	4	0	0	0	0	5.2	6	8	6	7	2	7.41	0-0	4	0	0	0	0	5.2	6	8	6	7	2		
Totals	3.68	11-10	21	21	5	3	4	137.0	129	82	72	47	117															
Opponents	3.81	10-11	21	21	7	2	1	143.1	149	89	78	56	105															

**Multiple-Hit Games**

Player	2	3	4	5+	Total
Rachel Anderson	7	1	-	-	8
Katie Dreiling	5	2	-	-	7
Kaylee Anderson	6	-	-	-	6
Jillian Anderson	4	1	-	-	5
Ashley Emert	2	-	-	-	2
Kynzie Wrigley	1	1	-	-	2
Karsyn Davis	2	-	-	-	2
Ashley Ellis	2	-	-	-	2
Kimmy Wallen	1	-	-	-	1
Alyson Tucker	-	1	-	-	1
Austine Pauley	1	-	-	-	1

Multiple-RBI Games

Player	2	3	4	5+	Total
Ashley Ellis	3	1	-	-	5
Kaylee Anderson	4	1	-	-	5
Rachel Anderson	2	1	-	-	3
Ashley Emert	-	1	-	-	1
Alyson Tucker	1	-	-	-	1
Leaha Winger	1	-	-	-	1
Katie Dreiling	-	1	-	-	1
Karsyn Davis	-	-	1	-	1
Jillian Anderson	1	-	-	-	1

Inning-by-Inning Summary

Inning	SEMO	Opp.
First	13	15
Second	6	12
Third	14	14
Fourth	11	11
Fifth	18	5
Sixth	20	21
Seventh	5	4
Extra	2	0
Total	89	82

Inning-by-Inning Summary (OVC Games)

Inning	SEMO	Opp.
First	11	2
Second	6	1
Third	11	6
Fourth	4	2
Fifth	10	3
Sixth	11	6
Seventh	5	0
Extra	0	0
Total	58	20

Current Hitting Streaks

Player	Games	Started
Jillian Anderson	10	3/6
Katie Dreiling	9	3/6

Current Reached Base Streaks

Player	Games	Started
Rachel Anderson	11	3/5
Jillian Anderson	11	3/6
Katie Dreiling	11	3/6

Career Multiple-Hit Games

Player	2	3	4	5+	Total
Rachel Anderson	61	17	1	-	79
Ashley Ellis	34	6	-	1	41
Kaylee Anderson	13	2	-	-	15
Katie Dreiling	5	2	-	-	7
Jillian Anderson	4	1	-	-	5
Chelsy Pena	4	-	-	-	4
Austine Pauley	3	-	1	-	4
Ashley Emert	3	-	-	-	3
Kimmy Wallen	2	-	-	-	2
Kynzie Wrigley	1	1	-	-	2
Karsyn Davis	2	-	-	-	2
Danina Marton	1	-	-	-	1

Career Multiple-RBI Games

Player	2	3	4	5+	Total
Rachel Anderson	19	12	4	-	35
Ashley Ellis	16	10	6	1	33
Kaylee Anderson	11	2	1	-	14
Chelsy Pena	3	-	-	-	3
Austine Pauley	2	-	-	-	2
Ashley Emert	1	1	-	-	2
Alyson Tucker	1	-	-	-	1
Leaha Winger	1	-	-	-	1
Katie Dreiling	-	1	-	-	1
Jillian Anderson	1	-	-	-	1

1 Jillian Anderson**2021 Season/Career-Highs**

At-Bats.....	4, 5x, last at Tennessee Tech (3/13/21)
Runs.....	3, at Belmont (3/21/21)
Hits.....	3, vs. Austin Peay (3/6/21)
Doubles.....	2, at Tennessee Tech (3/13/21)
Triples.....	1, at Belmont (3/21/21)
Home Runs.....	-
RBI.....	2, at Belmont (3/20/21)
Stolen Bases.....	1, 6x, last at Belmont (3/20/21)

14 Kaylee Anderson**2021 Season-Highs**

At-Bats.....	4, 7x, last at Belmont (3/21)
Runs.....	2, 3x, last at Tennessee Tech (3/12)
Hits.....	2, 6x, last at Tennessee Tech (3/12)
Doubles.....	1, 2x, last at Tennessee Tech (3/12)
Triples.....	-
Home Runs.....	2, at Tennessee Tech (3/12)
RBI.....	3, at Tennessee Tech (3/12)
Stolen Bases.....	2, at Belmont (3/20)

Hitting Career-Highs

At-Bats.....	5, vs. Kansas City (3/1/20)
Runs.....	3, vs. Kansas City (3/1/20)
Hits.....	3, 2x, last vs. Kansas City (3/1/20)
Doubles.....	2, vs. Saint Louis (4/17/19)
Triples.....	1, 2x, last vs. South Carolina State (2/23/20)
Home Runs.....	2, 2x, last at Tennessee Tech (3/12/21)
RBI.....	4, at Tennessee State (3/23/19)
Stolen Bases.....	3, vs. Mississippi Valley State (3/6/20)

Pitching Career-Highs

Innings Pitched.....	4.0, 5x, last at Troy (2/15/20)
Fewest Hits.....	0, 3x, last vs. Jacksonville State (5/11/19)
Most Hits.....	8, 2x, last vs. Purdue Fort Wayne (2/14/20)
Fewest Runs.....	0, 14x, last vs. Bryant (3/7/20)
Most Runs.....	9, vs. Purdue Fort Wayne (2/14/20)
Fewest Walks.....	0, 16x, last vs. Bryant (3/7/20)
Strikeouts.....	5, at Tennessee Tech (4/26/19)

2 Rachel Anderson**2021 Season-Highs**

At-Bats.....	4, 3x, last at Belmont (3/21)
Runs.....	2, 2x, last vs. Austin Peay (3/6)
Hits.....	3, at Belmont (3/21)
Doubles.....	2, at Belmont (3/21)
Triples.....	-
Home Runs.....	1, at Arkansas (2/27)
RBI.....	3, at Belmont (3/21)
Stolen Bases.....	1, 5x, last at Saint Louis (3/24)

Career-Highs

At-Bats.....	5, 4x, last vs. Purdue Fort Wayne (2/14/20)
Runs.....	3, 10x, last vs. Purdue Fort Wayne (2/14/20)
Hits.....	4, vs. Purdue Fort Wayne (2/14/20)
Doubles.....	2, 2x, last at Belmont (3/21/21)
Triples.....	2, 2x, last at Alcorn State (2/25/17)
Home Runs.....	1, 25x, last at Arkansas (2/27/21)
RBI.....	4, 4x, last at Troy (2/15/20)
Stolen Bases.....	4, vs. Kansas City (2/29/20)

7 Karsyn Davis**2021 Season-Highs**

At-Bats.....	4, at Belmont (3/20)
Runs.....	1, at Saint Louis (3/24)
Hits.....	2, 2x, last at Belmont (3/20)
Doubles.....	2, at Belmont (3/20)
Triples.....	-
Home Runs.....	-
RBI.....	4, at Belmont (3/20)
Stolen Bases.....	-

Career-Highs

At-Bats.....	4, at Belmont (3/20/21)
Runs.....	1, at Saint Louis (3/24/21)
Hits.....	2, 2x, last at Belmont (3/20/21)
Doubles.....	2, at Belmont (3/20/21)
Triples.....	-
Home Runs.....	-
RBI.....	4, at Belmont (3/20/21)
Stolen Bases.....	-

6 Marisa Davis**2021 Season-Highs**

Innings Pitched.....	4.0, at Tennessee Tech (3/12)
Fewest Hits.....	0, 4x, last at Tennessee Tech (3/13)
Most Hits.....	7, at Belmont (3/21)
Fewest Runs.....	0, 8x, last at Tennessee Tech (3/13)
Most Runs.....	4, at Belmont (3/21)
Fewest Walks.....	0, 9x, last at Tennessee Tech (3/13)
Strikeouts.....	3, vs. Texas Tech (2/27)

Career-Highs

Innings Pitched.....	4.0, 2x, last at Tennessee Tech (3/12/21)
Fewest Hits.....	0, 6x, last at Tennessee Tech (3/13/21)
Most Hits.....	7, at Belmont (3/21/21)
Fewest Runs.....	0, 19x, last at Tennessee Tech (3/13/21)
Most Runs.....	4, 3x, last at Belmont (3/21/21)
Fewest Walks.....	0, 20x, last at Tennessee Tech (3/13/21)
Strikeouts.....	3, 4x, last vs. Texas Tech (2/27/21)

12 Katie Dreiling**2021 Hitting Season/Career-Highs**

At-Bats.....	4, 5x, last at Belmont (3/21/21)
Runs.....	2, 2x, last at Belmont (3/21/21)
Hits.....	3, 2x, last at Belmont (3/20/21)
Doubles.....	1, 6x, last at Saint Louis (3/24/21)
Triples.....	-
Home Runs.....	2, at Belmont (3/20/21)
RBI.....	3, at Belmont (3/20/21)
Stolen Bases.....	1, at Belmont (3/20/21)

2021 Pitching Season/Career-Highs

Innings Pitched.....	2.0, at Auburn (2/13/21)
Fewest Hits.....	1, 2x, last vs. Texas Tech (2/28/21)
Most Hits.....	2, 2x, last vs. Austin Peay (3/6/21)
Fewest Runs.....	0, 2x, last vs. Austin Peay (3/6/21)
Most Runs.....	4, 2x, last at Arkansas (2/26/21)
Fewest Walks.....	1, 2x, last vs. Texas Tech (2/28/21)
Strikeouts.....	2, at Auburn (2/13/21)

26 Ashley Ellis**2021 Season-Highs**

At-Bats.....	4, 2x, last at Southern Illinois (3/16)
Runs.....	2, at Tennessee Tech (3/13)
Hits.....	2, 2x, last at Tennessee Tech (3/13)
Doubles.....	1, at Auburn (2/13)
Triples.....	-
Home Runs.....	2, at Tennessee Tech (3/13)
RBI.....	5, at Tennessee Tech (3/13)
Stolen Bases.....	-

Career-Highs

At-Bats.....	6, vs. Purdue Fort Wayne (2/14/20)
Runs.....	3, 2x, last vs. Purdue Fort Wayne (2/14/20)
Hits.....	3, 5x, last vs. Purdue Fort Wayne (2/14/20)
Doubles.....	3, vs. Morehead State (5/3/19)
Triples.....	1, 4x, last at Northern Iowa (2/9/19)
Home Runs.....	2, 5x, last at Tennessee Tech (3/13/21)
RBI.....	5, 2x, last at Tennessee Tech (3/13/21)
Stolen Bases.....	1, 5x, last vs. Drake (2/23/19)



10 Ashley Emert

2021 Season-Highs	
At-Bats.....	4, vs. Austin Peay (3/6)
Runs.....	1, 2x, last vs. North Dakota State (2/26)
Hits.....	2, 2x, last at Tennessee (2/20)
Doubles.....	1, at Auburn (2/13)
Triples.....	-
Home Runs.....	1, vs. North Dakota State (2/26)
RBI.....	3, vs. North Dakota State (2/26)
Stolen Bases.....	-

Career-Highs	
At-Bats.....	4, vs. Austin Peay (3/6/21)
Runs.....	3, vs. South Carolina State (2/21/20)
Hits.....	2, 3x, last at Tennessee (2/20/21)
Doubles.....	1, 2x, last at Auburn (2/13/21)
Triples.....	1, vs. South Carolina State (2/21/20)
Home Runs.....	2, vs. North Dakota State (2/26/21)
RBI.....	3, vs. North Dakota State (2/26/21)
Stolen Bases.....	2, vs. South Carolina State (2/21/20)

27 Anna Griffin

2021 Season-Highs	
At-Bats.....	3, 2x, last at Arkansas (2/26)
Runs.....	-
Hits.....	1, 2x, last at Belmont (3/20)
Doubles.....	-
Triples.....	-
Home Runs.....	-
RBI.....	1, at Arkansas (2/26)
Stolen Bases.....	-

Career-Highs	
At-Bats.....	4, at Central Arkansas (3/1/19)
Runs.....	1, 7x, last vs. Bryant (3/7/20)
Hits.....	1, 13x, last at Belmont (3/20/21)
Doubles.....	1, 2x, last vs. Kennesaw State (2/14/20)
Triples.....	1, vs. Mississippi Valley State (3/6/20)
Home Runs.....	1, 2x, last at Central Arkansas (3/1/19)
RBI.....	1, 8x, last at Arkansas (2/27/21)
Stolen Bases.....	1, vs. Bryant (3/7/20)

5 Kileigh Grisham

2021 Season/Career-Highs	
At-Bats.....	-
Runs.....	-
Hits.....	-
Doubles.....	-
Triples.....	-
Home Runs.....	-
RBI.....	-
Stolen Bases.....	-

22 Amanda Hansen

2021 Season/Career-Highs	
Innings Pitched.....	-
Fewest Hits.....	-
Most Hits.....	-
Fewest Runs.....	-
Most Runs.....	-
Fewest Walks.....	-
Strikeouts.....	-

19 Paytience Holman

2021 Season	
Innings Pitched.....	7.0, at Tennessee Tech (3/12)
Fewest Hits.....	0, at Auburn (2/14)
Most Hits.....	9, 2x, last at Tennessee (2/20)
Fewest Runs.....	0, 4x, last at Saint Louis (3/24)
Most Runs.....	7, at Tennessee (2/20)
Fewest Walks.....	0, 4x, last at Saint Louis (3/24)
Strikeouts.....	6, at Auburn (2/13)

Career-Highs	
Innings Pitched.....	7.0, 2x, last at Tennessee Tech (3/12/21)
Fewest Hits.....	0, at Auburn (2/14/21)
Most Hits.....	9, 2x, last at Tennessee (2/20/21)
Fewest Runs.....	0, 4x, last at Saint Louis (3/24/21)
Most Runs.....	7, at Tennessee (2/20/21)
Fewest Walks.....	0, 5x, last at Saint Louis (3/24/21)
Strikeouts.....	14, vs. Mississippi Valley State (3/6/20)

11 Danina Marton

2021 Season-Highs	
At-Bats.....	2, vs. Texas Tech (2/28)
Runs.....	-
Hits.....	-
Doubles.....	-
Triples.....	-
Home Runs.....	-
RBI.....	-
Stolen Bases.....	-

Career-Highs	
At-Bats.....	3, 3x, last vs. South Carolina State (2/21/20)
Runs.....	2, at Alabama State (2/21/20)
Hits.....	2, at Alabama State (2/21/20)
Doubles.....	1, vs. UMKC (3/9/19)
Triples.....	-
Home Runs.....	-
RBI.....	1, 3x, last vs. Bryant (3/7/20)
Stolen Bases.....	1, 3x, last vs. Bryant (3/6/20)

15 Austine Pauley

2021 Season-Highs	
At-Bats.....	4, 3x, last at Belmont (3/21)
Runs.....	1, 8x, last at Belmont (3/21)
Hits.....	2, at Belmont (3/21)
Doubles.....	1, at Auburn (2/13)
Triples.....	1, at Tennessee Tech (3/12)
Home Runs.....	1, 2x, last at Southern Illinois (3/16)
RBI.....	1, 3x, last at Southern Illinois (3/15)
Stolen Bases.....	1, 2x, last at Belmont (3/21)

Career-Highs	
At-Bats.....	5, 2x, last vs. Kansas City (3/1/20)
Runs.....	2, 3x, last vs. Mississippi Valley State (3/6/20)
Hits.....	4, vs. Purdue Fort Wayne (2/14/20)
Doubles.....	1, 4x, last vs. Bryant (3/7/20)
Triples.....	1, 2x, last at Tennessee Tech (3/12/21)
Home Runs.....	1, 4x, last at Southern Illinois (3/16/21)
RBI.....	2, 3x, last vs. Bryant (3/7/20)
Stolen Bases.....	3, vs. Grambling State (2/22/20)

18 Kaylee Payne

2021 Season/Career-Highs	
At-Bats.....	-
Runs.....	-
Hits.....	-
Doubles.....	-
Triples.....	-
Home Runs.....	-
RBI.....	-
Stolen Bases.....	-

21 Chelsy Pena

2021 Season-Highs	
At-Bats.....	4, vs. North Dakota State (2/26)
Runs.....	1, vs. North Dakota State (2/26)
Hits.....	1, 2x, last at Belmont (3/21)
Doubles.....	1, vs. North Dakota State (2/26)
Triples.....	-
Home Runs.....	-
RBI.....	1, 2x, last at Belmont (3/21)
Stolen Bases.....	-

Career-Highs	
At-Bats.....	4, 3x, last vs. North Dakota State (2/26/21)
Runs.....	2, vs. UMKC (3/8/19)
Hits.....	2, 3x, last vs. Mississippi Valley State (3/6/20)
Doubles.....	2, vs. Coppin State (3/2/19)
Triples.....	-
Home Runs.....	-
RBI.....	2, 3x, last vs. Murray State (4/15/19)
Stolen Bases.....	2, vs. Louisiana-Monroe (3/1/19)

16 Abigail Rickermann

2021 Season-Highs	
At-Bats.....	4, at Arkansas (2/26)
Runs.....	2, vs. Texas Tech (2/27)
Hits.....	1, 2x, last vs. North Dakota State (2/26)
Doubles.....	-
Triples.....	-
Home Runs.....	-
RBI.....	-
Stolen Bases.....	1, vs. Texas Tech (2/27)

17 Kelby Robinson

2021 Season-Highs	
At-Bats.....	-
Runs.....	1, 3x, last at Belmont (3/20)
Hits.....	-
Doubles.....	-
Triples.....	-
Home Runs.....	-
RBI.....	-
Stolen Bases.....	2, at Tennessee Tech (3/12)

8 Abby Rollet

2021 Season/Career-Highs	
At-Bats.....	1, at Saint Louis (3/24/21)
Runs.....	-
Hits.....	-
Doubles.....	-
Triples.....	-
Home Runs.....	-
RBI.....	-
Stolen Bases.....	-

9 Rachel Rook

2021 Season-Highs	
Innings Pitched.....	7.0, at Belmont (3/20)
Fewest Hits.....	0, 2x, last at Belmont (3/21)
Most Hits.....	8, at Arkansas (2/27)
Fewest Runs.....	0, 5x, last at Belmont (3/21)
Most Runs.....	6, at Arkansas (2/27)
Fewest Walks.....	0, 5x, last at Saint Louis (3/24)
Strikeouts.....	13, at Belmont (3/20)

Career-Highs	
Innings Pitched.....	7.0, 5x, last at Belmont (3/20/21)
Fewest Hits.....	0, 22x, last at Belmont (3/21/21)
Most Hits.....	8, 2x, last at Arkansas (2/27/21)
Fewest Runs.....	0, 41x, last at Belmont (3/21/21)
Most Runs.....	6, at Arkansas (2/27/21)
Fewest Walks.....	0, 36x, last at Saint Louis (3/24/21)
Strikeouts.....	15, vs. Bryant (3/6/20)

4 Alyson Tucker

2021 Season/Career-Highs	
At-Bats.....	4, 2x, last at Belmont (3/21/21)
Runs.....	2, vs. Austin Peay (3/6/21)
Hits.....	3, at Belmont (3/20/21)
Doubles.....	1, 2x, last at Belmont (3/20/21)
Triples.....	-
Home Runs.....	1, vs. Austin Peay (3/5/21)
RBI.....	2, vs. Austin Peay (3/5/21)
Stolen Bases.....	1, at Belmont (3/20/21)



3 Kimmy Wallen

2021 Season-Highs

At-Bats.....	4, at Tennessee Tech (3/12)
Runs	2, at Tennessee Tech (3/12)
Hits	2, at Tennessee Tech (3/12)
Doubles.....	1, at Tennessee Tech (3/13)
Triples	-
Home Runs	-
RBI.....	-
Stolen Bases.....	2, at Tennessee Tech (3/12)

Career-Highs

At-Bats.....	4, 3x, last at Tennessee Tech (3/12/21)
Runs	2, 2x, last at Tennessee Tech (3/12/21)
Hits	2, 2x, last at Tennessee Tech (3/12/21)
Doubles.....	1, at Tennessee Tech (3/13/21)
Triples	-
Home Runs	-
RBI.....	1, 2x, last vs. Bryant (3/6/20)
Stolen Bases.....	2, 2x, last at Tennessee Tech (3/12/21)

20 Leah Winer

2021 Season-Highs

At-Bats.....	2, 2x, last at Saint Louis (3/24)
Runs	-
Hits	1, 2x, last at Saint Louis (3/24)
Doubles.....	-
Triples	-
Home Runs	-
RBI.....	2, vs. Austin Peay (3/6)
Stolen Bases.....	-

Career-Highs

At-Bats.....	3, vs. Coppin State (3/2/19)
Runs	1, 5x, last vs. Bryant (3/7/20)
Hits	1, 4x, last at Saint Louis (3/24/21)
Doubles.....	1, vs. Bryant (3/7/20)
Triples	-
Home Runs	-
RBI.....	2, vs. Austin Peay (3/6/21)
Stolen Bases.....	1, vs. Coppin State (3/2/19)

24 Kynzie Wrigley

2021 Season/Career-Highs

At-Bats.....	4, 3x, last at Saint Louis (3/24/21)
Runs	1, 6x, last at Saint Louis (3/24/21)
Hits	3, vs. Austin Peay (3/6/21)
Doubles.....	1, 3x, last at Belmont (3/20/21)
Triples	-
Home Runs	1, at Saint Louis (3/24/21)
RBI.....	1, 4x, last at Saint Louis (3/24/21)
Stolen Bases.....	1, 2x, last at Belmont (3/21/21)

Southeast Missouri's Record

Overall	11-10
At Home.....	2-1
On the Road.....	7-8
At Neutral Sites.....	2-1
Against Non-OVC Opponents.....	3-9
Against OVC Opponents	8-1
In Home OVC Games.....	2-1
In Away OVC Games	6-0
vs. Ranked Teams	0-4
In February.....	2-8
In March.....	9-2
In April.....	0-0
In May.....	0-0
On Mondays.....	0-0
On Tuesdays	0-1
On Wednesdays	1-0
On Thursdays.....	0-0
On Fridays	4-1
On Saturdays.....	5-6
On Sundays.....	1-2
In Day Games.....	10-9
In Night Games.....	0-1
In Extra Inning Games.....	1-0
When Redhawks Score First.....	10-1
When Opponents Score First.....	1-9
vs. Left-Handed Starter.....	3-3
vs. Right-Handed Starter.....	8-7
In 1-Run Games.....	1-1
In 2-Run Games.....	1-2
In 5+ Run Games.....	5-4
Shutouts	3-2
When Leading After Six Innings.....	9-0
When Trailing After Six Innings.....	0-9
When Tied After Six Innings.....	2-1
When Redhawks Starter Goes 6 or more Innings.....	3-2
When Redhawks Get 10 or more Hits.....	5-1
When Redhawks Outhit Opponents	8-3
When Redhawks Get Outhit	2-6
When Hits are Tied.....	1-1
When Scoring 0-2 Runs.....	0-6
When Scoring 3-5 Runs.....	2-4
When Scoring 6-9 Runs	9-0
When Scoring 10+ Runs.....	0-0
When Opponents Score 0-2 Runs.....	7-0
When Opponents Score 3-5 Runs.....	4-4
When Opponents Score 6-9 Runs.....	0-6
When Opponents Score 10+ Runs.....	0-0
Without Hitting a Home Run.....	3-6
When Hitting 1 Home Run.....	2-2
When Hitting 2+ Home Runs	6-2
Committing 0 Errors.....	7-1
Committing 1 Error.....	3-6
Committing 2+ Errors.....	1-3

Honors & Awards

OVC Player of the Week

Ashley Ellis, 1B, Mar. 15

OVC Pitcher of the Week

Rachel Rook, Mar. 22



Game-by-Game Starting Lineups

Opponent	P	C	1B	2B	3B	SS	LF	CF	RF	DP
Auburn	Rook	Pena	Ellis	Pauley	Emert	Tucker	J. Anderson	R. Anderson	K. Anderson	Dreiling
Auburn	Holman	K. Davis	Ellis	Pauley	Emert	Tucker	J. Anderson	R. Anderson	K. Anderson	Dreiling
Auburn	Rook	Pena	Ellis	Pauley	Emert	Tucker	J. Anderson	R. Anderson	K. Anderson	Wrigley
Tennessee	Holman	K. Davis	Ellis	Pauley	Emert	Tucker	J. Anderson	R. Anderson	K. Anderson	Wallen
Tennessee	Rook	Pena	Ellis	Pauley	Emert	Tucker	J. Anderson	R. Anderson	K. Anderson	Griffin
North Dakota State	Rook	Pena	Ellis	Rickermann	Emert	Pauley	J. Anderson	R. Anderson	K. Anderson	Dreiling
Arkansas	Holman	K. Davis	Ellis	Rickermann	Emert	Pauley	J. Anderson	R. Anderson	K. Anderson	Griffin
Texas Tech	Holman	K. Davis	Ellis	Rickermann	Emert	Pauley	J. Anderson	R. Anderson	K. Anderson	Dreiling
Arkansas	Rook	Pena	Ellis	Rickermann	Emert	Pauley	J. Anderson	R. Anderson	K. Anderson	Griffin
Texas Tech	Rook	K. Davis	Ellis	K. Anderson	Emert	Rickermann	Marton	R. Anderson	Wallen	Wininger
Austin Peay	Rook	K. Davis	Ellis	Pauley	Emert	Tucker	J. Anderson	R. Anderson	K. Anderson	Dreiling
Austin Peay	Holman	Pena	Ellis	Pauley	Emert	Tucker	J. Anderson	R. Anderson	K. Anderson	Dreiling
Austin Peay	Rook	K. Davis	Ellis	Wrigley	Emert	Tucker	J. Anderson	R. Anderson	K. Anderson	Dreiling
Tennessee Tech	Holman	K. Davis	Ellis	Wrigley	Pauley	Tucker	J. Anderson	R. Anderson	Wallen	K. Anderson
Tennessee Tech	Rook	Pena	Ellis	Wrigley	Emert	Tucker	J. Anderson	R. Anderson	K. Anderson	Dreiling
Tennessee Tech	Rook	K. Davis	Ellis	Wrigley	Pauley	Tucker	J. Anderson	R. Anderson	K. Anderson	Dreiling
Southern Illinois	Holman	Wininger	Ellis	Wrigley	Pauley	Tucker	J. Anderson	R. Anderson	K. Anderson	Dreiling
Belmont	Holman	K. Davis	Ellis	Wrigley	Pauley	Tucker	J. Anderson	R. Anderson	K. Anderson	Dreiling
Belmont	Rook	Pena	Ellis	Wrigley	Emert	Tucker	J. Anderson	R. Anderson	K. Anderson	Dreiling
Belmont	Rook	K. Davis	Ellis	Wrigley	Pauley	Tucker	J. Anderson	R. Anderson	K. Anderson	Dreiling
Saint Louis	Holman	Wininger	Ellis	Wrigley	Emert	Tucker	J. Anderson	R. Anderson	K. Anderson	Dreiling
Morehead State										
Morehead State										
Morehead State										
Eastern Illinois										
Eastern Illinois										
Eastern Illinois										
Kansas City										
Kansas City										
SIU Edwardsville										
SIU Edwardsville										
SIU Edwardsville										
Saint Louis										
Eastern Kentucky										
Eastern Kentucky										
Eastern Kentucky										
Tennessee State										
Tennessee State										
Tennessee State										
UT Martin										
UT Martin										
Murray State										
Murray State										
Murray State										
UT Martin										
UT Martin										
Jacksonville State										
Jacksonville State										
Jacksonville State										



Game-by-Game Hitting

Opponent	AB	R	H	RBI	2B	3B	HR	BB	IBB	SB	CS	HBP	SAC	SE	GDP	K	PQ	A	E	Avg
Southeast Missouri	14	0	0	0	0	0	0	4	0	0	1	0	0	0	0	7	12	5	4	.000
Auburn	18	8	5	8	0	0	2	5	0	2	0	0	0	1	1	4	15	4	0	.278
Southeast Missouri	28	1	10	1	4	0	0	2	0	0	0	0	0	0	0	12	18	8	1	.238
Auburn	26	5	9	5	2	1	0	1	0	2	1	0	0	0	0	6	21	6	0	.318
Southeast Missouri	25	1	2	0	0	0	0	1	0	0	0	1	0	0	0	6	18	1	1	.179
Auburn	24	3	7	3	2	0	0	2	0	3	0	1	1	0	0	7	21	6	3	.309
Southeast Missouri	22	0	3	0	0	0	0	2	0	0	0	2	0	0	0	9	18	7	1	.169
Tennessee	27	7	9	7	1	0	3	1	0	0	0	0	0	1	0	1	21	5	0	.316
Southeast Missouri	28	3	6	2	0	0	1	0	0	1	0	0	0	0	0	4	18	4	1	.179
Tennessee	23	5	6	4	1	0	2	2	0	5	0	1	0	1	0	7	21	8	1	.305
Southeast Missouri	30	6	8	6	1	0	2	2	0	1	0	1	0	0	0	4	21	5	1	.197
North Dakota State	30	2	8	2	1	0	1	0	0	0	0	0	0	0	0	5	21	11	1	.297
Southeast Missouri	27	3	5	3	1	0	0	1	0	0	0	0	0	0	0	7	18	6	1	.195
Arkansas	23	9	6	9	0	0	3	4	0	0	0	1	2	0	0	3	21	8	1	.292
Southeast Missouri	26	5	6	5	1	0	1	5	0	2	2	0	0	2	0	5	24	6	1	.200
Texas Tech	34	3	10	3	0	1	0	2	0	1	0	2	1	0	0	7	24	13	0	.293
Southeast Missouri	26	3	3	3	0	0	2	0	0	0	1	0	0	0	0	7	18	1	0	.190
Arkansas	25	6	8	6	2	0	2	3	0	0	0	1	0	1	0	5	21	13	3	.296
Southeast Missouri	21	1	4	1	1	0	0	2	0	0	2	3	2	0	0	6	21	10	2	.190
Texas Tech	32	7	11	5	1	0	1	2	0	4	0	3	1	0	0	2	21	7	0	.302
Southeast Missouri	21	6	5	5	0	0	2	4	0	1	1	3	0	0	1	3	21	4	0	.194
Austin Peay	29	5	9	5	4	0	2	2	0	0	0	0	0	0	0	6	18	9	2	.302
Southeast Missouri	29	3	9	3	1	0	2	3	0	0	0	1	0	0	1	1	21	10	3	.205
Austin Peay	30	4	7	3	1	0	1	5	1	0	0	1	0	0	0	4	21	7	1	.296
Southeast Missouri	27	8	13	8	1	0	0	5	0	1	0	1	1	1	0	1	18	1	0	.228
Austin Peay	19	0	1	0	0	0	0	2	0	0	0	0	0	0	0	6	16	8	1	.282
Southeast Missouri	32	7	10	7	2	1	1	4	0	7	0	0	0	0	0	1	21	11	1	.236
Tennessee Tech	23	0	2	0	0	0	0	2	0	0	0	0	0	0	0	2	21	7	2	.270
Southeast Missouri	27	4	6	4	1	0	2	1	0	3	1	1	0	0	0	5	21	11	2	.235
Tennessee Tech	23	1	1	0	0	0	0	2	0	1	0	0	0	0	0	3	21	10	1	.256
Southeast Missouri	28	8	8	7	4	0	2	3	0	1	0	1	0	0	0	4	21	6	0	.238
Tennessee Tech	28	4	7	4	0	0	2	1	0	0	0	0	0	0	0	5	21	10	1	.256
Southeast Missouri	28	2	8	2	1	0	1	1	0	1	0	1	1	0	0	7	18	4	1	.241
Southern Illinois	24	6	5	5	0	0	1	5	0	1	0	3	0	0	0	9	21	9	0	.253
Southeast Missouri	32	8	11	7	5	0	0	1	0	1	0	1	1	0	0	5	21	9	0	.248
Belmont	24	2	4	2	1	0	1	3	0	0	0	1	1	0	0	6	21	10	1	.249
Southeast Missouri	27	6	10	6	3	0	2	4	0	4	1	0	1	1	0	4	21	4	0	.255
Belmont	23	0	2	0	1	0	0	0	0	0	0	0	0	0	0	13	21	8	0	.241
Southeast Missouri	31	8	14	8	3	1	0	6	0	2	2	0	0	1	0	4	21	4	0	.267
Belmont	26	4	7	3	1	0	0	3	0	1	0	2	0	1	0	8	21	6	0	.243
Southeast Missouri	28	6	8	4	2	0	2	5	0	2	1	0	0	0	0	3	21	3	0	.268
Saint Louis	25	1	5	1	1	0	0	0	0	1	0	1	0	0	0	8	21	12	2	.241
Southeast Missouri																				
Morehead State																				
Southeast Missouri																				
Morehead State																				
Southeast Missouri																				
Morehead State																				
Southeast Missouri																				
Eastern Illinois																				
Southeast Missouri																				
Eastern Illinois																				
Southeast Missouri																				
Eastern Illinois																				
Southeast Missouri																				
Kansas City																				
Southeast Missouri																				
Kansas City																				



Game-by-Game Hitting

Opponent	AB	R	H	RBI	2B	3B	HR	BB	IBB	SB	CS	HBP	SAC	SF	GDP	K	PQ	A	E	Avg
Southeast Missouri SIU Edwardsville																				
Southeast Missouri SIU Edwardsville																				
Southeast Missouri SIU Edwardsville																				
Southeast Missouri Saint Louis																				
Southeast Missouri Eastern Kentucky																				
Southeast Missouri Eastern Kentucky																				
Southeast Missouri Eastern Kentucky																				
Southeast Missouri Tennessee State																				
Southeast Missouri Tennessee State																				
Southeast Missouri Tennessee State																				
Southeast Missouri UT Martin																				
Southeast Missouri UT Martin																				
Southeast Missouri Murray State																				
Southeast Missouri Murray State																				
Southeast Missouri Murray State																				
Southeast Missouri UT Martin																				
Southeast Missouri UT Martin																				
Southeast Missouri Jacksonville State																				
Southeast Missouri Jacksonville State																				
Southeast Missouri Jacksonville State																				



Game-by-Game Pitching

Opponent	IP	H	R	ER	BB	SO	2B	3B	HR	WP	BK	HBP	DP	IBB	Score	W-L	SV	ERA
Southeast Missouri	4.0	5	8	7	5	4	0	0	2	1	0	0	1	0	0-8	0-1	0	15.75
Auburn	5.0	0	0	0	4	7	0	0	0	0	0	0	0	0	8-0	1-0	0	0.00
Southeast Missouri	6.0	9	5	5	1	6	2	1	0	0	0	0	1	0	1-5	0-2	0	10.80
Auburn	7.0	10	1	1	2	12	4	0	0	0	0	0	0	0	5-1	2-0	0	0.75
Southeast Missouri	6.0	7	3	3	2	7	2	0	0	0	0	1	0	0	1-3	0-3	0	8.44
Auburn	7.0	2	1	0	1	6	0	0	0	0	0	1	0	0	3-1	3-0	0	0.47
Southeast Missouri	6.0	9	7	5	1	1	1	0	3	0	0	0	0	0	0-7	0-4	0	6.36
Tennessee	7.0	3	0	0	2	9	0	0	0	0	0	2	1	0	7-0	4-0	0	0.27
Southeast Missouri	6.0	6	5	5	2	7	1	0	2	2	0	1	0	0	3-5	0-5	0	6.25
Tennessee	7.0	6	3	1	0	4	0	0	1	1	0	0	0	0	5-3	5-0	0	0.42
Southeast Missouri	7.0	8	2	2	0	5	1	0	1	0	0	0	0	0	6-2	1-5	0	5.40
North Dakota State	7.0	8	6	6	2	4	1	0	2	0	0	1	0	0	2-6	5-1	0	1.40
Southeast Missouri	6.0	6	9	8	4	3	0	0	3	0	0	1	0	0	3-9	1-6	0	5.98
Arkansas	7.0	5	3	3	1	7	1	0	0	2	0	0	0	0	9-3	6-1	0	1.64
Southeast Missouri	8.0	10	3	2	2	7	0	1	0	0	0	2	0	0	5-3	2-6	0	5.29
Texas Tech	8.0	6	5	5	5	5	1	0	1	0	0	0	0	0	3-5	6-2	0	2.04
Southeast Missouri	6.0	8	6	6	3	5	2	0	2	1	0	1	0	0	3-6	2-7	0	5.47
Arkansas	7.0	3	3	2	0	7	0	0	2	0	0	0	0	0	6-3	7-2	0	2.03
Southeast Missouri	7.0	11	7	6	2	2	1	0	1	0	0	3	1	0	1-7	2-8	0	5.53
Texas Tech	7.0	4	1	1	2	6	1	0	0	0	0	3	0	0	7-1	8-2	0	1.93
Southeast Missouri	7.0	9	5	4	2	6	4	0	2	1	0	0	0	0	6-5	3-8	0	5.38
Austin Peay	6.0	5	6	5	4	3	0	0	2	0	0	3	1	0	5-6	8-3	0	2.24
Southeast Missouri	7.0	7	4	2	5	4	1	0	1	0	0	1	0	1	3-4	3-9	0	5.07
Austin Peay	7.0	9	3	3	3	1	1	0	2	0	0	1	1	0	4-3	9-3	1	2.30
Southeast Missouri	6.0	1	0	0	2	6	0	0	0	0	0	0	0	0	8-0	4-9	0	4.70
Austin Peay	5.1	13	8	8	5	1	1	0	0	0	0	1	0	0	0-8	9-4	1	2.81
Southeast Missouri	7.0	2	0	0	2	2	0	0	0	0	0	0	0	0	7-0	5-9	0	4.33
Tennessee Tech	7.0	10	7	7	4	1	2	1	1	0	0	0	0	0	0-7	9-5	1	3.12
Southeast Missouri	7.0	1	1	0	2	3	0	0	0	0	0	0	0	0	4-1	6-9	1	4.01
Tennessee Tech	7.0	6	4	4	1	5	1	0	2	0	0	1	0	0	1-4	9-6	1	3.18
Southeast Missouri	7.0	7	4	4	1	5	0	0	2	0	0	0	0	0	8-4	7-9	1	4.01
Tennessee Tech	7.0	8	8	7	3	4	4	0	2	0	0	1	1	0	4-8	9-7	1	3.42
Southeast Missouri	6.0	5	6	6	5	9	0	0	1	2	0	3	0	0	2-6	7-10	1	4.17
Southern Illinois	7.0	8	2	2	1	7	1	0	1	0	0	1	0	0	6-2	10-7	1	3.34
Southeast Missouri	7.0	4	2	2	3	6	1	0	1	0	0	1	0	0	8-2	8-10	2	4.04
Belmont	7.0	11	8	7	1	5	5	0	0	1	0	1	1	0	2-8	10-8	1	3.55
Southeast Missouri	7.0	2	0	0	0	13	1	0	0	0	0	0	0	0	6-0	9-10	2	3.81
Belmont	7.0	10	6	6	4	4	3	0	2	0	0	0	0	0	0-6	10-9	1	3.68
Southeast Missouri	7.0	7	4	4	3	8	1	0	0	0	0	2	1	0	8-4	10-10	3	3.82
Belmont	7.0	14	8	8	6	4	3	1	0	1	0	0	1	0	4-8	10-10	1	3.90
Southeast Missouri	7.0	5	1	1	0	8	1	0	0	1	0	1	0	0	6-1	11-10	4	3.68
Saint Louis	7.0	8	6	2	5	3	2	0	2	0	0	0	0	0	1-6	10-11	1	3.81
Southeast Missouri																		
Morehead State																		
Southeast Missouri																		
Morehead State																		
Southeast Missouri																		
Morehead State																		
Southeast Missouri																		
Eastern Illinois																		
Southeast Missouri																		
Eastern Illinois																		
Southeast Missouri																		
Eastern Illinois																		
Southeast Missouri																		
Kansas City																		
Southeast Missouri																		
Kansas City																		



Game-by-Game Pitching

Opponent	IP	H	R	ER	BB	SO	2B	3B	HR	WP	BK	HBP	DP	IBB	Score	W-L	SV	ERA
Southeast Missouri SIU Edwardsville																		
Southeast Missouri SIU Edwardsville																		
Southeast Missouri SIU Edwardsville																		
Southeast Missouri Saint Louis																		
Southeast Missouri Eastern Kentucky																		
Southeast Missouri Eastern Kentucky																		
Southeast Missouri Eastern Kentucky																		
Southeast Missouri Tennessee State																		
Southeast Missouri Tennessee State																		
Southeast Missouri Tennessee State																		
Southeast Missouri UT Martin																		
Southeast Missouri UT Martin																		
Southeast Missouri Murray State																		
Southeast Missouri Murray State																		
Southeast Missouri Murray State																		
Southeast Missouri UT Martin																		
Southeast Missouri UT Martin																		
Southeast Missouri Jacksonville State																		
Southeast Missouri Jacksonville State																		
Southeast Missouri Jacksonville State																		



2021 OVC Statistics

Record: 8-1 Home: 2-1 Away: 6-0 OVC: 8-1

Player	avg	gp-gs	ab	r	h	2b	3b	hr	rbi	tb	slg%	bb	hp	so	gdp	ob%	sf	sh	sb-att	po	a	e	fld%
1 ANDERSON, Jillian	.500	9-9	28	9	14	5	1	0	5	21	.750	5	0	0	0	.576	0	0	5-8	12	0	0	1.000
12 DREILING, Katie	.500	8-8	26	5	13	3	0	2	7	22	.846	2	0	2	1	.536	0	0	1-1	0	0	0	.000
2 ANDERSON, Rachel	.407	9-9	27	7	11	3	0	0	6	14	.519	6	3	2	0	.556	0	1	2-2	14	0	0	1.000
14 ANDERSON, Kaylee	.393	9-9	28	11	11	1	0	4	9	24	.857	1	2	2	0	.452	0	0	2-2	11	0	0	1.000
24 WRIGLEY, Kynzie	.368	9-7	19	4	7	3	0	0	3	10	.526	3	0	3	0	.435	1	0	2-2	6	12	0	1.000
3 WALLIN, Kimmy	.364	8-1	11	3	4	1	0	0	0	5	.455	2	0	1	0	.462	0	0	2-3	1	0	1	.500
4 TUCKER, Alyson	.348	9-9	23	6	8	2	0	1	4	13	.565	4	3	2	0	.500	0	0	1-1	10	18	2	.933
7 DAVIS, Karsyn	.267	6-6	15	0	4	2	0	0	5	6	.400	0	0	0	1	.267	0	0	0-0	30	0	0	1.000
15 PAULEY, Austine	.263	7-6	19	5	5	0	1	1	2	10	.526	1	0	2	0	.300	0	0	2-2	8	10	0	1.000
26 ELLIS, Ashley	.217	9-9	23	3	5	0	0	3	9	14	.609	4	0	8	0	.321	1	0	0-0	57	0	0	1.000
10 EMERT, Ashley	.067	6-5	15	0	1	0	0	0	1	1	.067	0	0	2	0	.067	0	0	0-0	7	11	2	.900

27 GRIFFIN, Anna	.500	2-0	2	0	1	0	0	0	0	1	.500	0	0	1	0	.500	0	0	0-0	0	0	0	.000
20 WININGER, Leah	.333	4-0	3	0	1	0	0	0	2	1	.333	1	0	1	0	.500	0	0	0-0	0	0	0	.000
21 PENA, Chelsy	.125	5-3	8	0	1	0	0	0	2	1	.125	1	0	1	0	.200	1	1	0-0	25	0	1	.962
16 RICKERMANN, Abigail	.000	7-0	6	1	0	0	0	0	0	0	.000	1	0	0	0	.143	0	1	0-0	3	1	0	1.000
11 MARTON, Danina	.000	3-0	1	1	0	0	0	0	0	0	.000	0	0	1	0	.000	0	0	0-0	0	0	0	.000
17 ROBINSON, Kelby	.000	8-0	0	3	0	0	0	0	0	0	.000	0	0	0	0	.000	0	0	3-4	1	0	0	1.000
Totals	.339	9	254	58	86	20	2	11	55	143	.563	31	8	28	2	.422	3	3	20-25	186	60	6	.976
Opponents	.178	9	225	20	40	8	0	6	17	66	.293	20	4	53	0	.256	1	1	2-2	181	75	9	.966

LOB - Team (60), Opp (45). DPs turned - Team (1), Opp (5). IBB - Team (0), Opp (1).

(OVC games only Sorted by Earned run avg)

Player	era	w-l	app	gs	cg	sho	sv	ip	h	r	er	bb	so	2b	3b	hr	b/avg	wp	hp	bk	sfa	sha
9 ROOK, Rachel	1.42	5-0	6	6	2	2/0	0	29.2	14	8	6	8	35	5	0	4	.137	1	1	0	0	0
19 HOLMAN, Paytience	1.94	2-1	4	3	1	1/0	0	18.0	12	7	5	6	10	0	0	2	.179	0	2	0	0	1
6 DAVIS, Marisa	2.69	1-0	6	0	0	0/0	3	13.0	12	5	5	4	8	2	0	0	.240	0	1	0	1	0

12 DREILING, Katie	0.00	0-0	1	0	0	0/0	0	1.1	2	0	0	2	0	1	0	0	.333	0	0	0	0	0
Totals	1.81	8-1	9	9	3	3/0	3	62.0	40	20	16	20	53	8	0	6	.178	1	4	0	1	1
Opponents	6.38	1-8	9	9	1	0/0	1	60.1	86	58	55	31	28	20	2	11	.339	2	8	0	3	3

PB - Team (1), K. DAVIS 1. SBA/ATT - PENA (2-2), M. DAVIS (1-1), ROOK (1-1).