



## 2020-21 SOUTHEAST MISSOURI BASKETBALL

Game  
27



### Schedule

#### November (1-0)

28 at Kansas City ! W, 71-66

#### December (1-6, 0-2 OVC)

2 Southern Illinois\* ESPN+ L, 79-87 OT  
7 Lipscomb ESPN+ W, 82-77  
9 at Lipscomb ESPN+ L, 74-80 OT  
15 at Evansville ESPN3 L, 63-66 OT  
18 UT Martin\* ESPN+ L, 67-69  
22 at Indiana State ESPN3 L, 66-72  
30 at Tennessee Tech\* ESPN+ L, 63-72

#### January (4-4, 4-4 OVC)

2 Tennessee State\* ESPN+ W, 83-79 2OT  
7 at Belmont\* ESPN+ L, 66-77  
16 Morehead State\* ESPN+ L, 50-64  
19 at Tennessee State\* ESPN+ W, 63-59  
21 at Morehead State\* ESPN+ L, 65-76  
26 at UT Martin\* ESPN+ L, 66-69  
28 SIU Edwardsville\* ESPN+ W, 64-62  
30 Eastern Illinois\* ESPN+ W, 75-44

#### February (5-5, 5-5 OVC)

1 Murray State\* ESPN+ L, 60-77  
4 Tennessee Tech\* ESPN+ W, 68-64  
6 Jacksonville State\* ESPN+ L, 54-66  
12 at Murray State\* ESPN+ L, 60-80  
13 at Austin Peay\* ESPN+ L, 63-78  
16 Austin Peay\* ESPN+ W, 86-81 OT  
20 Eastern Kentucky\* ESPN+ W, 94-72  
22 Eastern Kentucky\* ESPN+ L, 65-87  
25 at Eastern Illinois\* ESPN+ W, 94-88  
27 at SIU Edwardsville\* ESPN+ W, 69-63

#### March

3 vs. #2 Morehead State 9:30 p.m.  
4 OVC Tournament Quarterfinals Evansville, Ind.  
5 OVC Tournament Semifinals Evansville, Ind.  
6 OVC Championship Evansville, Ind.

All games are broadcast live on the radio at Real Rock 99.3 FM. All times Central and Subject to Change;  
Home Games in Bold; \* - Denotes Ohio Valley Conference Game; ! - Negro League Baseball Museum Tip-Off Classic (Kansas City, Mo.)

## #7 Southeast Missouri (11-15) vs. #2 Morehead State (20-7)

#### Follow the Redhawks

Radio.....Real Rock 99.3 FM  
(Erik Sean)  
Video.....ESPN+  
Live Stats.....OVCSports.com  
Twitter.....@SEMOMBB

Date.....Wednesday, March 3, 2021  
Tip-Off.....9:30 p.m., CT  
Location.....Evansville, Ind.  
Arena.....Ford Center (11,000)  
Series.....MSU leads, 32-20  
Last Meeting.....MSU 76, SEMO 65  
(Jan. 21, 2021 | Morehead, Ky.)

Head Coaches.....Brad Korn (11-15 overall, 11-15 at SEMO; 9-11 OVC). Preston Spradlin (66-76 overall; 66-76 at MSU).

#### Strategic Communications

Jeff Honza, Assistant Director of Athletics  
Office Phone.....(573) 651-2933  
Mobile.....(618) 528-1145  
Email.....redhawk1@me.com

#### Evansville Bound

#7 Southeast Missouri (11-15) begins postseason play when it faces #2 Morehead State (20-7) in the first round of the Ohio Valley Conference Tournament Wednesday. Tip is set for 9:30 p.m., CT at the Ford Center in Evansville, Indiana.

#### Follow the Redhawks

Listen live on the radio at Real Rock 99.3 FM with Erik Sean handling the play-by-play. Watch on ESPN+. Live stats are available at OVCSports.com. Twitter updates provided @SEMOMBB.

#### Eight-Team Field

The 2021 Ohio Valley Conference Tournament field consists of #1 Belmont, #2 Morehead State, #Eastern Kentucky, #4 Jacksonville State, #5 Murray State, #6 Austin Peay, #7 Southeast Missouri and #8 SIU Edwardsville. SEMO makes its first appearance in the OVC Tournament since it has been held in Evansville.

#### Back in the Postseason

In Brad Korn's first year as a head coach, Southeast Missouri is back in the Ohio Valley Conference Tournament. SEMO makes its 16th OVC Tournament appearance in program history and first since 2017. The Redhawks officially punched their ticket to Evansville with a 94-88 road win over Eastern Illinois (Feb. 25).

#### OVC Tournament Talk

The Redhawks have made the Ohio Valley Conference Tournament in 1997, 1998, 1999, 2000, 2001, 2002, 2003, 2005, 2007, 2011, 2012, 2013, 2014, 2015, 2017 and 2020. Southeast Missouri is 11-14 all-time at the league's

postseason fling. SEMO won its only OVC Tournament title and made its lone NCAA Tournament appearance in 2000. The Redhawks advanced to the championship game twice (1999, 2000).

#### 2017 OVC Tournament Flashback

Southeast Missouri, then a five-seed, posted a thrilling 78-75 overtime victory over Tennessee State in the first round of the 2017 Ohio Valley Conference Tournament. SEMO's season then ended with a 74-51 loss to #4 Jacksonville State in the quarterfinals. Denzel Mahoney scored 34 points and Tahj Eaddy made a 3-pointer with two seconds left to lead the Redhawks to their come-from-behind win. Mahoney is now Creighton University's second-leading scorer (13.9 ppg) and Eaddy ranks second in scoring with 13.8 points a game at USC.

#### First-Timers

All 13 players on Southeast Missouri's roster will experience the Ohio Valley Conference Tournament for the first time in their careers. The Redhawks will play at the Ford Center for the second time this season. SEMO faced



**Southeast Missouri or SEMO** is the preferred reference for Southeast Missouri State University athletic teams. Southeastern Missouri State is not an acceptable reference.





Evansville there on Dec. 15. The Redhawks fell to the Purple Aces, 66-63, in overtime.

## Seven Seed

The Redhawks staked claim to the Ohio Valley Conference Tournament's seventh seed when they beat SIU Edwardsville, 69-63, in their final game of the regular season on Feb. 27. Southeast Missouri is 1-2 in two previous tournaments as a seven seed. The Redhawks were in that spot for the 2003 and 2011 tournaments. SEMO defeated Eastern Kentucky, 65-49, for their one win as a seven seed in 2011.

## Against the No. 2

Southeast Missouri is 0-2 in its Ohio Valley Conference Tournament history against the No. 2 seed. The Redhawks lost to #2 Morehead State, 91-84, in 2003 and fell to #2 Eastern Kentucky, 69-52, in the semifinal of the 2005 OVC Tournament.

## Series History

Wednesday marks the 53rd meeting between Southeast Missouri and Morehead State. MSU has gone 18-3 in the last 20 matchups in the series. The Eagles hold a 33-19 advantage against SEMO. The Redhawks dropped both meetings against MSU this season and are 0-2 against the Eagles at the Ohio Valley Conference Tournament. These teams last faced each other at the OVC Tournament in the first round in 2018. The Eagles won by a score of 79-74.

## About Morehead State

Morehead State is one of two teams in the Ohio Valley Conference with 20 or more wins in 2020-21. The Eagles enter the postseason at 20-7 overall and finished with a 17-3 mark in OVC play. MSU carries a four-game winning streak into this week's tournament and is coming off an 89-82 win over regular-season champion and this week's No. 1 seed Belmont. The Eagles have won 16 of their last 17 contests. MSU Head Coach Preston Spradlin was voted OVC Coach of the Year, while forward Johni Broom claimed First-Team All-OVC honors. Guard Devon Cooper garnered Second-Team accolades and both Broom and guard Skyelar Potter landed on the league's All-Newcomer Team.

## Nine OVC Wins

Southeast Missouri, which was picked to finish last in the 2020-21 Ohio Valley Conference Preseason Poll, took seventh with a 9-11 record in league games under first-year Head Coach Brad Korn. The Redhawks improved by a +6 margin in the win column during OVC play this year. SEMO matched its most conference victories in 20 years. Also, it marked the 10th time the Redhawks won nine or more OVC games in program history.

## Heating Up at the Right Time

Southeast Missouri won four of its last five games and carries a lot of momentum into this week's Ohio Valley Conference Tournament. The Redhawks beat Austin Peay, 86-81, in overtime on Feb. 16, cruised to a 94-72 win over Eastern Kentucky on Feb. 20, downed Eastern Illinois, 94-88, on the road on Feb. 25 and defeated SIU Edwardsville, 69-63, on Feb. 27. SEMO averaged 85.8 points per game in those victories.

## Reed, Jr. Paves the Way

Eric Reed, Jr., named Ohio Valley Conference Co-Newcomer of the Week on Feb. 22, scored a career-high 27 points and buried seven 3-pointers to lead Southeast Missouri in its 94-88 road victory over Eastern Illinois (Feb. 25). SEMO swept the Panthers in two games for the third time in four years. Reed, Jr. shot 10-of-16 from the field and 7-of-9 from 3-point range. It was the third time in six games where he scored over 20 points.

## Seven Threes

Eric Reed, Jr. became the first Redhawk to make seven 3-pointers in a game since the 2016-17 season. Reed, Jr. reached that mark at Eastern Illinois (Feb. 25). Prior to this year, Ledarrus Brewer was the last to make seven threes in a game, also vs. Eastern Illinois on Feb. 15, 2017.

## Akten Double-Double

Nana Akenten scored 11 points and had 10 rebounds in 35 minutes during Southeast Missouri's victory over SIU Edwardsville (Feb. 27). Akenten picked up the second double-double of his career. He has both of SEMO's double-doubles this season.

## High Score

The Redhawks clinched their spot in the Ohio Valley Conference Tournament by scoring 94 points in their win over Eastern Illinois (Feb. 25). Southeast Missouri last scored 94 or more points in an OVC road game twice during the 2012-13 campaign. SEMO put up 108 points in a victory at Austin Peay (Feb. 28) and 96 in a win at UT Martin (Feb. 16) that year.

## Reed, Jr. Tabled OVC Co-Newcomer of the Week

Junior guard Eric Reed, Jr. picked up Southeast Missouri's first Ohio Valley Conference honor in 2020-21 when he was named the league's Co-Newcomer of the Week on Feb. 22. A native of Baton Rouge, Louisiana, Reed, Jr. had another big week for SEMO, this time leading the Redhawks to a pair of key

## 2020-21 OVC Standings (Final Regular-Season)

	OVC					Overall					
	Record	Pct.	Home	Away	Streak	Record	Pct.	Home	Away	Neutral	Streak
Belmont @*	18-2	.900	10-0	8-2	L2	24-3	.889	11-1	10-2	3-0	L2
Morehead State*	17-3	.850	9-1	8-2	W4	20-7	.741	12-1	8-5	0-1	W4
Eastern Kentucky*	15-5	.750	7-2	8-3	W3	21-6	.778	10-2	9-4	2-0	W3
Jacksonville State*	13-6	.684	7-3	6-3	W3	17-8	.680	8-3	6-5	3-0	W3
Austin Peay*	10-10	.500	6-4	4-6	L3	14-12	.538	8-5	4-6	2-1	L3
Murray State*	10-10	.500	6-4	4-6	L2	13-12	.520	9-4	4-8	0-0	L2
<b>Southeast Missouri*</b>	<b>9-11</b>	<b>.450</b>	<b>6-5</b>	<b>3-6</b>	<b>W2</b>	<b>11-15</b>	<b>.423</b>	<b>7-6</b>	<b>3-9</b>	<b>1-0</b>	<b>W2</b>
SIUE*	7-12	.368	2-7	5-5	L1	9-16	.360	2-8	6-7	1-1	L1
UT Martin	6-14	.300	3-7	3-7	W1	8-16	.333	6-7	2-9	0-0	W1
Eastern Illinois	6-14	.300	4-6	2-8	L2	9-18	.333	5-7	4-11	0-0	L2
Tennessee Tech	5-15	.250	5-5	0-10	W2	5-22	.185	5-6	0-16	0-0	W2
Tennessee State	3-17	.150	3-7	0-10	L3	4-19	.174	4-8	0-11	0-0	L3

@ - Regular-Season Champion \* - OVC Tournament Participant





home victories. He averaged 19 points, five rebounds and 4.5 assists per game in two starts. Reed, Jr. dropped in a season-high 22 points and drained five 3-pointers, while shooting 61.5 percent (8-of-13) from the field in SEMO's 86-81 overtime victory over Austin Peay (Feb. 16). Four days later, he finished with 16 points and a season-best six assists in the Redhawks 94-72 rout of Eastern Kentucky. For the week, Reed, Jr. shot 56 percent (14-of-25) from the field and 53.8 percent (7-of-13) from 3-point range. Additionally, he scored double figures in three-straight games and five of his last seven starts. Reed, Jr. won SEMO's first OVC Newcomer of the Week accolade in over two years. Skyler Hogan was the last to win the honor on Dec. 10, 2018. Tennessee State's Mark Freeman (Player), Jacksonville State's Darian Adams (Co-Newcomer), Morehead State's Johni Broome (Co-Freshman) and Eastern Kentucky's Curt Lewis (Co-Freshman) rounded out the week's honorees.

### Three Season Sweeps

The Redhawks completed their third season sweep of an Ohio Valley Conference opponent when it beat SIU Edwardsville, 69-63, on Feb. 27. Southeast Missouri beat SIUE, Eastern Illinois and Tennessee State twice this season. It was the first time since 2017-18 where SEMO swept three OVC opponents. That year, the Redhawks beat Morehead State, EIU and SIUE two times.

### Reed, Jr. Among Single-Season Leaders in 3-Point Percentage

Eric Reed, Jr., who leads Southeast Missouri and ranks second in the Ohio Valley Conference in 3-point field goal percentage, currently ranks sixth among the school's all-time single-season leaders. Reed, Jr. has made 56-of-124 threes for a 45.2 percent clip through 26 games this year.

### Redhawks Demolish Eastern Kentucky

The Redhawks dominated their first matchup with Eastern Kentucky from start to finish en route to a 94-72 win on Feb. 20. Southeast Missouri played relentless defense the entire way and shot a blistering 62.1 percent from the field in the first half alone. Ten Redhawks made their way into the scoring column as everyone had a hand in dealing EKU its largest loss of the season. Chris Harris led the way with 18 points, Eric Reed, Jr. followed with 16, Nana Akenten had 15 and Nygal Russell chipped in 13.

### Big Halftime Lead

Southeast Missouri enjoyed its largest halftime lead of the season when it led Eastern Kentucky, 50-24, on Feb. 20. It was the Redhawks largest halftime lead in an Ohio Valley Conference game since they were ahead of Austin Peay, 65-30, on Feb. 28, 2013 (Clarksville, Tenn.). The 50 first-half points are SEMO's most in any half of basketball this year.

## 2020-21 Stats Comparison

SEMO	MOR
11-15.....Record .....	20-7
9-11.....Conference Record.....	17-3
69.6.....Points Per Game.....	68.6
72.1.....Opp. Points Per Game.....	63.4
-2.5.....Scoring Margin.....	+5.1
.432.....Field Goal Percentage.....	.458
.455.....Opp. Field Goal Percentage.....	.403
.353.....3-Point Field Goal Percentage.....	.344
.364.....Opp. 3-Point Field Goal Percentage.....	.302
.670.....Free Throw Percentage.....	.671
.696.....Opp. Free Throw Percentage.....	.683
35.4.....Rebounds Per Game.....	37.4
32.8.....Opp. Rebounds Per Game.....	31.3
+2.6.....Rebounding Margin.....	+6.1
14.0.....Assists Per Game.....	12.8
15.5.....Turnovers Per Game.....	15.4
-1.5.....Turnover Margin.....	-2.9
2.4.....Blocks Per Game.....	5.2
6.9.....Steals Per Game.....	4.5

## OVC Tournament

2021 OVC Basketball Championship Presented by Kentucky Wild / Ford Center / Evansville, Ind.

### Wednesday, March 3

#1 Belmont vs. #8 SIUE, 7 p.m. <sup>ESPN+</sup>  
#2 Morehead State vs. #7 Southeast Missouri, 9:30 p.m. <sup>ESPN+</sup>

### Thursday, March 4

#4 Jacksonville State vs. #5 Murray State, 7 p.m. <sup>ESPN+</sup>  
#3 Eastern Kentucky vs. #6 Austin Peay, 9:30 p.m. <sup>ESPN+</sup>


### Friday, March 5 (Semifinals)

Winner Game 1 vs. Winner Game 3, 7 p.m. <sup>ESPN</sup>  
Winner Game 2 vs. Winner Game 4, 9:30 p.m. <sup>ESPN</sup>

### Saturday, March 6

Semifinal Winners, 7 p.m. <sup>ESPN2</sup>

## SEMO Probable Starters



3

Eric Reed, Jr.  
G / 6-2 / 190 / Jr.  
Baton Rouge, La.

10.8 ppg, 2.5 rpg,  
1.3 apg



5

Chris Harris  
G / 6-3 / 205 / R-Jr.  
Antioch, Ill.

12.5 ppg, 2.4 rpg,  
3.4 apg



10

Manny Patterson  
F / 6-8 / 220 / Sr.  
Chicago, Ill.


5.5 ppg, 2.7 rpg,  
0.3 apg



11

DQ Nicholas  
G / 6-1 / 180 / So.  
Atlanta, Ga.

9.1 ppg, 4.6 rpg,  
3.3 apg



21

Nana Akenten  
G / 6-6 / 215 / Jr.  
Bolingbrook, Ill.

9.3 ppg, 5.8 rpg,  
1.0 apg





## Honors & Awards

### OVC Newcomer of the Week

Eric Reed, Jr., G, Feb. 22

### Six New Season-Bests

The Redhawks established five new season-highs in their dominating 94-72 win over Eastern Kentucky (Feb. 20). Southeast Missouri reached those marks in points (94), field goal percentage (.583), 3-point field goal percentage (.560), points in a half (50), assists (26) and 3-pointers made (14).

### Reed, Jr. on a Roll

Eric Reed, Jr. scored double figures in four of his last seven starts. Reed, Jr. scored 21 points at Austin Peay (Feb. 13), a 22 vs. Austin Peay (Feb. 16), 16 vs. Eastern Kentucky (Feb. 20) and a career-best 27 at Eastern Illinois (Feb. 25). He shot 60.7 percent (17-of-28) from 3-point range in those contests he scored double figures. Reed, Jr. is Southeast Missouri's second-leading scorer with 10.8 points a game.

### Senior Farewell

Southeast Missouri honored seniors Nolan Taylor and Evan Morrison prior to tip-off of its game vs. Eastern Kentucky on Feb. 20. Taylor did not play due to a knee injury and Morrison knocked down a 3-pointer with 55 seconds left in that contest.

### Finishing Strong

The Redhawks snapped a three-game losing streak with their win over Austin Peay (Feb. 16) and have since won four of five. Southeast Missouri is at 11 victories in 2020-21, a +4 improvement in the win column from 2019-20 (7-23). The Redhawks also upped their number of Ohio Valley Conference wins to nine after winning only three conference games in 2019-20.

### Nicholas Sets Career-High in Rebounds

Point guard DQ Nicholas grabbed a career-high 10 rebounds vs. Eastern Kentucky (Feb. 20). Nicholas, Southeast Missouri's second-leading rebounder with 4.6 per game, has led SEMO in rebounding a team-high eight times this year.

### Agnew Forces Overtime

Southeast Missouri trailed, 73-70, when Darrious Agnew stepped behind the 3-point line and nailed a trey with three seconds left taking Austin Peay to overtime on Feb. 16. Agnew shot 4-of-7 from the field and made three free throws en route to scoring a season-high 12 points. The game-tying

3-pointer was just his second made three of the season.

### Block Party

Manny Patterson collected a season-high four blocks in Southeast Missouri's win over Austin Peay (Feb. 16). Patterson, who leads the team with 18 blocks this season, finished with three or more blocks in a game for the third time in 2020-21. He ranks ninth in the Ohio Valley Conference in blocks.

### Russell Throws it Down

Nygal Russell intercepted a Carlos Paez pass and threw down a massive dunk in transition to get Southeast Missouri a 84-81 lead in overtime against Austin Peay (Feb. 16). Nana Akenten followed that up with two free throws to seal the Redhawks victory. Russell added two more dunks and scored 13 points vs. Eastern Kentucky (Feb. 20).

### Over 80 Points

Southeast Missouri scored over 80 points for the fifth time this year when matched its season-high 94 at Eastern Illinois (Feb. 25). The Redhawks won all four of their games where they surpassed 80 points.

### Love and Taylor Update

Jordan Love (Achilles) missed Southeast Missouri's last six games and Nolan Taylor (knee) did not play at Eastern Illinois (Feb. 25). Love and Taylor's status for Wednesday's Ohio Valley Conference Tournament matchup is undetermined at this time.

### Back-to-Back Days

Southeast Missouri played back-to-back days for the first time this season. The Redhawks suffered an 80-60 loss to Murray State (Feb. 12) and a 78-63 loss to Austin Peay (Feb. 13). Both of those losses were on the road. SEMO and MSU were initially supposed to play on Feb. 11, but that game was postponed a day later due to a winter storm that covered the region in sleet and snow.

### 350th NCAA Division I Win

Southeast Missouri is in its 114th season of basketball. On Feb. 16, the Redhawks claimed their 350th victory as an NCAA Division I program with their 86-81 overtime win over Austin Peay. SEMO joined the Division I ranks in 1991-92 and is in its 30th season as an





NCAA Division I program. The Redhawks hold an overall Division I record of 353-519.

## Homecourt Success

Seven of Southeast Missouri's 10 wins came at the Show Me Center this season. The Redhawks beat Lipscomb, 82-77, on Dec. 7, Tennessee State, 83-79, in double overtime on Jan. 2, SIU Edwardsville, 64-62, on Jan. 28, Eastern Illinois, 75-44, on Jan. 30, Tennessee Tech, 68-64, on Feb. 4, Austin Peay, 86-81, in overtime on Feb. 16 and Eastern Kentucky, 94-72, on Feb. 20. The Redhawks 7-6 home record this year is their best since going 10-4 in 2016-17.

## Big Second Half Propels Redhawks

The Redhawks trailed by 16 points with 9:28 remaining the first half and 13 at halftime in their game vs. Tennessee Tech (Feb. 4). However, the second half was a different story. Southeast Missouri outscored the Golden Eagles, 42-25, and didn't miss a free throw (14-of-14) in the final 20 minutes en route to its 68-64 come-from-behind win. SEMO outscored its opponent in the second half a total of seven times this season.

## Season-High Free Throw Percentage

Southeast Missouri shot a season-high 94.7 percent at the free throw line against Tennessee Tech (Feb. 4). The Redhawks missed only one free throw going 18-of-19 at the charity stripe. SEMO made its last 15 free throws of the game and went a perfect 14-of-14 in the second half. Five different players went without missing a free throw, including Manny Patterson (2-of-2), Dylan Branson (2-of-2), Eric Reed, Jr. (2-of-2), Chris Harris (5-of-5) and Jordan Love (7-of-7). The Redhawks also made six free throws in the final eight seconds to seal their win over TTU.

## Patterson Goes Off

In just his third start, Manny Patterson notched a season-high 22 points and grabbed six rebounds to lead the Redhawks against Tennessee Tech (Feb. 4). Patterson shot 10-of-14 from the field in 26 minutes. He became the third Redhawk this season to score over 20 points in a game. Patterson started the last four games for Nolan Taylor who is out with a knee injury. He scored double figures in two of those starts.

## Love Steps Up

Jordan Love scored 14 second-half points to help key Southeast Missouri's big comeback win over Tennessee Tech (Feb. 4). Love scored eight points in a row to single-handedly get the Redhawks back in the game. He made a layup, was fouled and converted a 3-point play to make it a two-point game. On SEMO's next possession, Love drew a foul and made two free throws to tie the game and then buried a 3-pointer to put the Redhawks ahead, 55-52, with 7:49 left. He made four free throws in the final four seconds to ice the win. Love's 14 points are a season-high and his 7-of-7 effort at the free throw line is a new career-best.

## Largest Victory

The Redhawks put together a complete game 75-44 victory over Eastern Illinois (Jan. 30). Southeast Missouri won a game by double figures for the first time this season. The 31-point victory marked the first time SEMO won an Ohio Valley Conference home game by more than 30 points since 2016-17. SEMO beat Eastern Kentucky, 81-48, on Dec. 31 that year.

## .500 January

Southeast Missouri finished January with a .500 record (4-4). SEMO ended the month on a two-game winning streak with victories in three of its last five January matchups. The Redhawks scored 75 or more points for the fourth time when it blew out Eastern Illinois, 75-44, on Jan. 30.

## Dominating the Glass

In its win over Eastern Illinois (Jan. 30), Southeast Missouri outrebounded the Panthers, 50-25. SEMO's +25 rebounding margin was its largest in an Ohio Valley Conference game since it outrebounded Austin Peay, 50-26 (+24) at home on Jan. 26, 2012.

## Long Gets First Points

Sikeston native Parker Long scored the first points of his NCAA Division I career vs. Murray State (Feb. 1). Long's first points came on a 3-pointer with 14:55 remaining in the game. He also drained a 3-pointer vs. Tennessee Tech (Feb. 4).

## Last Second Win

Eric Reed, Jr. made two free throws with five tenths of a second left to send Southeast

Missouri to a 64-62 win over SIU Edwardsville (Jan. 28). SEMO never led in the game until Reed, Jr. made his big free throws. The Redhawks erased a 13-point deficit en route to their fifth win of the season. SEMO's three wins in January are its most in a month this year.

## Big Seven

DQ Nicholas had seven huge points in the second half in Southeast Missouri's latest win over SIU Edwardsville (Jan. 28). Nicholas made the game-tying 3-pointer with 16 seconds left to set things up for Eric Reed, Jr.'s last second free throws. Nicholas also led the Redhawks with seven rebounds. Nicholas is SEMO's third-leading scorer with 9.2 points a game.

## Eleven NCAA Division I Wins

Southeast Missouri picked up its 11th NCAA Division I win this season with its 69-63 victory over SIU Edwardsville (Feb. 27). SEMO surpassed its number of wins (5) over NCAA Division I teams a year ago by a +6 margin. The 11 Division I wins are SEMO's most in a season since it had 12 in 2017-18.

## Nice Defense

For the second time this season, Southeast Missouri forced over 20 turnovers in a game when it smothered SIU Edwardsville into committing 21 on Jan. 28. SEMO forced 14 turnovers in the second half and turned those miscues into 15 points. At one time, the Redhawks forced five turnovers in a span of 3:41.

## COVID Protocols

The Redhawks have had six of their initially scheduled dates (Dec. 12, Jan. 9, Jan. 11, Jan. 14, Jan. 16, Jan. 23) affected by COVID protocols this season. All of those games were rescheduled.

## On the Road

Southeast Missouri went 3-9 in true road games this year. SEMO beat Tennessee State (63-59) on Jan. 19, Eastern Illinois (94-88) on Feb. 25) and SIU Edwardsville (69-63) on Feb. 27 for its true road victories in 2020-21.

## First Road Win

Southeast Missouri picked up its first true road victory of the Brad Korn era when it defeated Tennessee State, 63-59, in the only Ohio Valley Conference game played Tuesday. The





Redhawks ended a 23-game losing streak in true road games. SEMO's last true road win came at Eastern Illinois (88-79) on Feb. 23, 2019.

### Nicholas Paces Redhawks

DQ Nicholas led Southeast Missouri with 17 points against Morehead State (Jan. 21). Nicholas shot 5-of-9 from the field, hit 4-of-7 free throws and tied a career-high with three 3-pointers made. Nicholas scored double figures 11 times this year.

### Harris Sends Redhawks to Victory

Chris Harris led Southeast Missouri with 17 points and made two huge free throws with 14 seconds left against Tennessee State (Jan. 19). Harris made a career-high 10-of-12 free throws and pulled up to bury a huge 3-pointer to make it a two-possession game with 2:28 on the clock after TSU pulled within three. Harris has a team-high 18 double-digit scoring games this season.

### Nicholas For Three

DQ Nicholas made only three 3-pointers through his first 11 games this season, but matched that number late last month. Nicholas shot 54.5 percent (7-of-14) from beyond the arc going 3-of-6 at Tennessee State (Jan. 19), 3-of-5 at Morehead State (Jan. 21) and 1-of-3 vs. SIU Edwardsville (Jan. 28).

### Redhawks Resume Play

Southeast Missouri's Department of Athletics paused men's basketball activities due to COVID-19 protocols on Jan. 8. As a result, SEMO did not play its originally scheduled Ohio Valley Conference games at Tennessee State (Jan. 9) and UT Martin (Jan. 11). The Redhawks are making up those games during their current road trip. SEMO beat TSU, 63-59, on Jan. 19 and will play at UTM on Jan. 26.

### Leading at Halftime

The Redhawks have either led or been tied at halftime in 14 of their 26 games this season. Southeast Missouri held a 35-33 edge at the intermission at Ohio Valley Conference leader Belmont (Jan. 7). It was the first time SEMO led at the half in 10 meetings with the Bruins. Seven of the Redhawks 11 wins have come when they led at the half this year.

### Harris Returns

Chris Harris, Southeast Missouri's top scorer, returned from a thumb injury vs. Morehead State (Jan. 16). Harris scored five points in 28 minutes against the Eagles. He was out of the starting lineup for the only time this season at Belmont (Jan. 7).

### Long Ruled Eligible

On Jan. 14, the NCAA ruled nearby Sikeston native Parker Long eligible to play. Long logged six minutes in his first career game at Southeast Missouri vs. Morehead State (Jan. 16). Twelve of the 14 players on SEMO's roster have now played this season.

### First Double-Double Goes to Akenten

Nana Akenten became the first Southeast Missouri player to record a double-double this season when he scored a season-high 20 points and pulled down a season-best 11 rebounds at Belmont (Jan. 7). Akenten shot 7-of-17 from the field, made three 3-pointers and hit a near-perfect 3-of-4 free throws in that contest. It was the first time he scored 20 points in a game wearing a Redhawk uniform.

### First Career Start for Branson

Freshman Dylan Branson logged his first career start for the injured Chris Harris at Belmont (Jan. 7). Branson made 3-of-3 free throws and finished with four rebounds against the Bruins. Prior to that, he came off the bench in nine-straight games.

### First OVC Win

The Redhawks gave Brad Korn his first career Ohio Valley Conference win when they pulled out a gritty 83-79 double overtime victory over Tennessee State (Jan. 2). Southeast Missouri started a New Year with a win for the first time since 2013 when it beat Austin Peay, 86-84, on Jan. 3. Last year, SEMO did not get its first league win until Feb. 6, 2020 (76-72, vs. Jacksonville State).

### Free Throws Everywhere

Southeast Missouri tied a single-game program record when it made 40 free throws in 51 attempts to key its double overtime win over Tennessee State (Jan. 2). The Redhawks outscored the Tigers, 40-22, in that contest. SEMO's 40 free throws made and 51 attempts are both second in the nation behind Georgia

Tech's 41 free throws made and 59 attempts vs. Georgia State on Nov. 25.

### Nicholas Rises

Guard DQ Nicholas scored a season-high 21 points and made a career-best 17-of-19 free throws to lead Southeast Missouri against Tennessee State (Jan. 2). Nicholas made his first 15 free throws of the game and did not miss his first free throw until the 3:51 mark of the first overtime period. His 17 free throws made are most of any NCAA Division I basketball player in a game this season.

### Close Games

Southeast Missouri, which has been outscored by a tight 3.2 margin, dropped three contests in overtime and one on a last second shot since its 2020-21 campaign began on Nov. 28. SEMO has lost seven times by double figures (77-66, at Belmont, Jan. 7; 64-50, vs. Morehead State, Jan. 16; 76-65 at Morehead State, Jan. 21; 77-60 vs. Murray State, Feb. 1; 66-54 vs. Jacksonville State; 80-60 at Murray State, Feb. 12; 78-63 at Austin Peay, Feb. 13) and won six games by no more than five points. SEMO also dropped three games by three points or less. Additionally, the Redhawks been involved in nine games decided by no more than five points.

### Multiple Threes

Eric Reed, Jr. has gone 15 of his last 22 games with at least two made threes. Reed, Jr. has made multiple 3-pointers in 17 of his 26 contests this year. He buried a season-high seven 3-pointers at Eastern Illinois (Feb. 25). Reed, Jr. ranks first on the team with 56 three-pointers and ranks second in the Ohio Valley Conference in 3-point field goal percentage (.452) this year.


### Top Scorer

Chris Harris scored double figures for the 18th time in 25 starts this season when he finished with 16 points at SIU Edwardsville (Feb. 27). Harris, who leads Southeast Missouri and ranks 16th in the Ohio Valley Conference with 12.5 points a game, has scored over 20 points twice this year. He also ranks third on the team with 37 three-pointers made. Harris finished as SEMO's leading scorer nine times this year.



**2 Jordan Love****G // 6-5 // 180 // So. // Durham, N.C.**

**Snapshot:** Saw action in 20 games off the bench... Posted a career-high four steals at Kansas City (11/28)... Scored a season-high 14 points (all in the second half) and had a career-best seven free throws made vs. Tennessee Tech (2/4)... Posted a career-best six assists at Belmont (1/7)... Scored double figures four times... Third on the team in steals (23) and assists (37)... Did not play the last six games.

**3 Eric Reed, Jr.****G // 6-2 // 190 // Jr. // Baton Rouge, La.**

**Snapshot:** Second on the team in scoring with 10.8 ppg... Scored double figures in six of his last 10 starts... First on the team with 56 three-pointers made... Drained two or more 3-pointers in 15 of his last 22 contests... Started 21 games... Made the game-winning free throws with five tenths of a second vs. SIUE (1/28)... Buried seven 3-pointers and scored a career-high 27 points at Eastern Illinois (2/25).

**5 Chris Harris****G // 6-3 // 205 // R-Jr. // Antioch, Ill.**


**Snapshot:** Did not play at Belmont (1/7) due to a thumb injury... Leads SEMO and is 16th in the OVC with 12.5 ppg... Ranks second on the team in FG made (90), is third in 3-pointers made (37) and rates second in assists (84)... Became SEMO's first 20-point scorer of the season when he had 21 at Lipscomb (12/9)... Scored a career-high 23 vs. UT Martin (12/18).

**10 Manny Patterson****F // 6-8 // 220 // Sr. // Chicago, Ill.**

**Snapshot:** Became eligible immediately on Dec. 17 when the NCAA voted that Division I transfers could play... Had four rebounds in five minutes off the bench vs. UT Martin (12/18)... Scored a season-high 22 points and had six rebounds vs. Tennessee Tech (2/4)... Leads the team with 18 blocks... Played in 21 games... Started each of the last 11 contests.

**11 DQ Nicholas****G // 6-1 // 180 // So. // Atlanta, Ga.**

**Snapshot:** Fourth on the team in scoring with 9.1 ppg and second with 4.6 rpg... Put up a season-high 21 points and made a career-best 17 free throws vs. Tennessee State (1/2)... Fourth on the team in free throw percentage (.718), and ranks second on the team in steals (29)... First on the team with 85 assists... Scored double figures in 11 of his starts.

**12 Evan Morrison****F // 6-6 // 200 // Sr. // Lee's Summit, Mo.**


**Snapshot:** Logged five minutes off the bench in the first game he played this season vs. Eastern Illinois (1/30)... Played in five contests... Made a 3-pointer on his senior night vs. Eastern Kentucky (2/20).

**13 Parker Long****G // 6-2 // 175 // So. // Sikeston, Mo.**

**Snapshot:** Ruled eligible to play by the NCAA on Jan. 14... Logged six minutes in his first career game at SEMO vs. Morehead State (1/16)... Played in 14 games... Grabbed four rebounds vs. Eastern Illinois (1/30)... Scored a season-high five points at Eastern Illinois (2/25).

**14 Nate Johnson****C // 6-9 // 250 // Jr. // Broward County, Fla.**

**Snapshot:** Scored his first points at SEMO vs. Southern Illinois (12/2)... Had six points, three rebounds and two blocks in that game... Averages 2.7 points and 2.2 rebounds through 24 games off the bench... Second on the team with 10 blocks... Scored double figures for the first time at SEMO with 10 points at Eastern Illinois (2/25).

**21 Nana Akenten****G // 6-6 // 215 // Jr. // Bolingbrook, Ill.**


**Snapshot:** Third on the team in scoring and first in rebounding with 9.3 ppg and 5.8 rpg... Second on the team with 51 three-pointers made and second with 10 blocks... Became the first Redhawk to get a double-double this season with 20 points and 11 rebounds at Belmont (1/7)... Started 23 games.

**25 Nygal Russell****G // 6-4 // 205 // Jr. // Houston, Texas**

**Snapshot:** Tied for third on the team with four rpg and averages 3.9 points... Notched 14 points with eight in the final 2:52 of the game to seal SEMO's win at Kansas City (11/28)... Knocked down a pair of 3-pointers in the final 57 seconds... Pulled down a career-high 11 rebounds vs. Southern Illinois (12/2)... Went over 200 career rebounds vs. UT Martin (12/18)... Reached 100 career assists at Tennessee State (1/19)... Had a career-high six steals vs. SIUE (1/28).

**31 Nolan Taylor****F // 6-7 // 260 // Gr. // Keller, Texas**

**Snapshot:** Tied for fourth on the team in scoring with 8.8 ppg and third with 4.1 rpg... Scored double figures in seven of 15 starts at SEMO... Established season-highs in points (16), assists (5) and minutes (28) vs. Lipscomb (12/7)... Pulled down a season-best nine rebounds at Evansville (12/15)... Missed eight of the last 11 games with a knee injury.

**33 Dylan Branson****G // 6-5 // 220 // Fr. // St. Louis, Mo.**

**Snapshot:** Played in 24 games off the bench and made two starts... First career start was at Belmont (1/7)... Scored double figures for the first time in his career when he dropped in 12 at Indiana State (12/22)... Made three 3-pointers in that game... Grabbed a season-high five rebounds at Tennessee State (1/19) and vs. Tennessee Tech (2/4)... Averages 3.2 ppg and 2.5 rpg.

**44 Darrious Agnew****F // 6-8 // 220 // Sr. // Starkville, Miss.**

**Snapshot:** Saw action for the first time this season at Indiana State (12/22)... Scored two points and had two rebounds in that game... Played in 17 contests... Scored a season-high 12 points and made the game-tying 3-pointer to force overtime vs. Austin Peay (2/16)... Had a season-high seven rebounds vs. Eastern Kentucky (2/22).





## Show Me Center Media Guidelines

Media may not be on the court in a team area at any time. All media in the Show Me Center must practice social distancing before, during and after games. Media members must wear face coverings at all times. Media should not enter the facility if showing any illness-related symptoms.

### Media Entrance/Parking

Working media will need to enter through the NCAA Pass Gate located at the Northeast side of the Show Me Center. There will be no assigned parking for media. Parking is available on a first-come, first-serve basis in the East lot near the Show Me Center main entrance. Media will be given symptom and temperature checks upon entry.

### Media Row

Due to COVID-19 policies, media row at the Show Me Center will be limited to only seven spots. There will be one spot reserved for a newspaper reporter that covers each team (home beat writer, visitor beat writer/reporter) and one spot for a reporter with SEMO's student newspaper. Two spots will be assigned to each team's official radio crew (play-by-play, analyst). Visiting radio and all print reporters will be seated on the platform located at the top of Section 117. Home radio, which serves as commentators for SEMO's ESPN+ simulcasts, will be located floor level on the north side.

### Credentials

SEMO's gameday personnel, print, radio and television media will be issued Tier 3 season credentials valid for all of the Redhawks home basketball games in 2020-21. Single-game credentials will be issued to visiting team only for the spots reserved on media row (one print reporter, two radio). Credential requests need to be sent to Jeff Honza (jhonza@semo.edu or redhawk1@me.com) at least 24 hours in advance of each game. Credentials must be worn at all times in the Show Me Center. No spouses will be issued credentials for any of the media areas. Those spots are reserved for legitimate working media only.

### Tier 3

Ohio Valley Conference institutions must designate their Tier 1, 2 and 3 individuals. Print, television, ESPN+, radio and photographers are classified as Tier 3. Tier 3 individuals may provide services to the playing of the game, but shall be distanced from both Tier 1 and Tier 2 individuals. Individuals in Tier 3 do not have to be tested.

### Game Notes & Statistics

SEMO Basketball game notes will be available online at GoSoutheast.com and sent electronically to media prior to each game. No printed copies of game notes will be available at the Show Me Center. There will be no printed copies of official statistics available in-game or postgame for all basketball contests. We request you bring your own copies of any materials you need and a laptop or other device to access live statistics during games. Media should visit [Statb.us/I/SEMO](http://Statb.us/I/SEMO) for live statistics. A game program and roster card will be the only printed materials placed at each spot on media row.

### Photographers/Videographers

One photographer from the Southeast Missourian, KFVS 12 and The Arrow (SEMO Student Newspaper) and SEMO's videographer may shoot from a reserved area

in Sections 105, 109, 113, and 118. Those individuals can shoot from all four of those locations, but only one person can be at a location at one time. SEMO will utilize a pool photographer for all home games. All images from the pool photographer will be available to media and the visiting opponent. The SEMO Strategic Communications staff will send a link that includes all images (downloadable) from the pool photographer upon request. In the event a visiting team videographer travels, that person will also need to shoot from those same designated areas.

### Press Conferences

All postgame press conferences will be conducted virtually via Zoom. Media will be sent Zoom information and details for press conferences before every game. Head Coaches Brad Korn and Rekha Patterson, along with select student-athletes will be available. Korn and Patterson will address the media immediately following their postgame radio obligations.

### No Media Hospitality

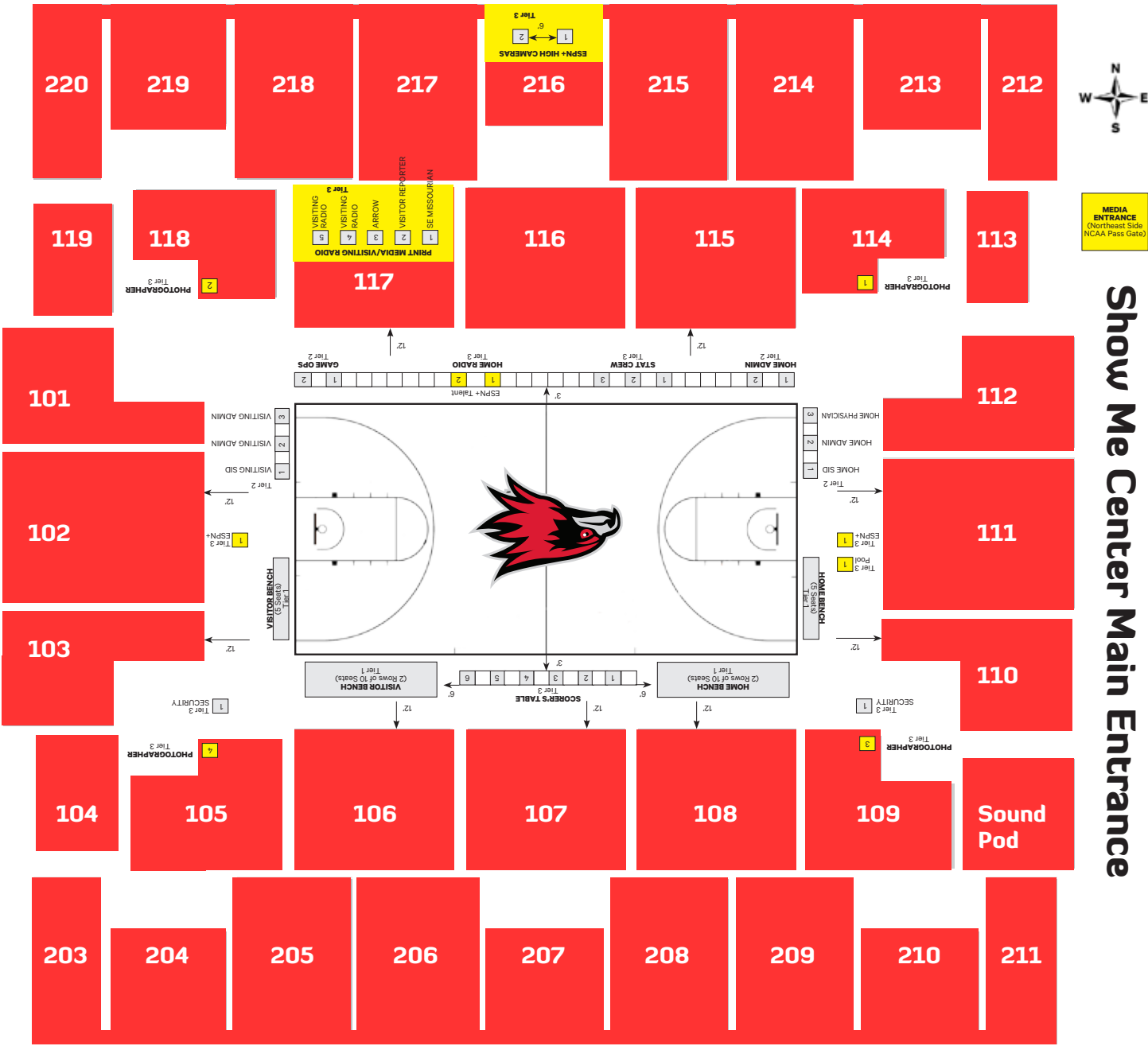
Due to COVID-19 policies, there will be no media hospitality area at the Show Me Center. Food and beverages will not be available for all games.

Download the SEMO Basketball Media Guide at [GoSoutheast.com](http://GoSoutheast.com)





Media Areas in Yellow







## Numerical Roster

No.	Name	Pos.	Ht.	Wt.	Cl.	Yr.	Hometown (High School/College)
2	Jordan Love	G	6-5	180	So.	3rd	Durham, N.C. (Voyager Academy)
3	Eric Reed, Jr.	G	6-2	190	Jr.	3rd	Baton Rouge, La. (University Laboratory/Howard College)
5	Chris Harris	G	6-3	205	Jr.	4th	Antioch, Ill. (Lake Forest Academy/John A. Logan College)
10	Manny Patterson	F	6-8	220	Sr.	4th	Chicago, Ill. (Kenwood Academy/Green Bay)
11	DQ Nicholas	G	6-1	180	So.	2nd	Atlanta, Ga. (Meadowcreek H.S./Scotland Prep School (Pa.)
12	Evan Morrison	F	6-6	200	Sr.	4th	Lee's Summit, Mo. (KC Christian Academy/John Wood CC)
13	Parker Long	G	6-2	175	So.	2nd	Sikeston, Mo. (Sikeston/Maryville University)
14	Nate Johnson	C	6-9	250	Jr.	3rd	Broward County Fla. (American Heritage/Seminole State College)
21	Nana Akenten	G	6-6	215	Jr.	4th	Bolingbrook, Ill. (Bolingbrook/Nebraska)
25	Nygal Russell	G	6-4	205	Jr.	4th	Houston, Texas (Seven Lakes/ASPIRE Academy (Ky.)
31	Nolan Taylor	F	6-7	260	Sr.	5th	Keller, Texas (Keller/Cal Poly)
33	Dylan Branson	G	6-5	220	Fr.	1st	St. Louis, Mo. (Mehlville)
44	Darrious Agnew	F	6-8	220	Sr.	4th	Starkville, Miss. (Starkville/East Mississippi CC)

## Alphabetical Roster

No.	Name	Pos.	Ht.	Wt.	Cl.	Yr.	Hometown (High School/College)
44	Darrious Agnew	F	6-8	220	Sr.	4th	Starkville, Miss. (Starkville/East Mississippi CC)
21	Nana Akenten	G	6-6	215	Jr.	4th	Bolingbrook, Ill. (Bolingbrook/Nebraska)
33	Dylan Branson	G	6-5	220	Fr.	1st	St. Louis, Mo. (Mehlville)
5	Chris Harris	G	6-3	205	Jr.	4th	Antioch, Ill. (Lake Forest Academy/John A. Logan College)
14	Nate Johnson	C	6-9	250	Jr.	3rd	Broward County Fla. (American Heritage/Seminole State College)
13	Parker Long	G	6-2	175	So.	2nd	Sikeston, Mo. (Sikeston/Maryville University)
2	Jordan Love	G	6-5	180	So.	3rd	Durham, N.C. (Voyager Academy)
12	Evan Morrison	F	6-6	200	Sr.	4th	Lee's Summit, Mo. (KC Christian Academy/John Wood CC)
11	DQ Nicholas	G	6-1	180	So.	2nd	Atlanta, Ga. (Meadowcreek H.S./Scotland Prep School (Pa.)
10	Manny Patterson	F	6-8	220	Sr.	4th	Chicago, Ill. (Kenwood Academy/Green Bay)
3	Eric Reed, Jr.	G	6-2	190	Jr.	3rd	Baton Rouge, La. (University Laboratory/Howard College)
25	Nygal Russell	G	6-4	205	Jr.	4th	Houston, Texas (Seven Lakes/ASPIRE Academy (Ky.)
31	Nolan Taylor	F	6-7	260	Sr.	5th	Keller, Texas (Keller/Cal Poly)

## Head Coach

Brad Korn, First Year (Southern Illinois, 2004)

## Assitant Coaches

Keith Pickens, Third Year (Missouri State, 2013)

Dustin Yoder, First Year (Illinois, 2011)

Sam McMahon, First Year (Delaware, 2008)

## Director of Operations

Aaron Proctor, First Year (Cal State San Bernardino, 2006)

## Graduate Assistant

Collin Jasper

## Manager

C.J. Frazier



## Pronunciations

Nana Akenten.....na-nuh uh-ken-ten

Nygal Russell.....nye-juhl





**Jordan Love**  
G // 6-5 // 180 // R-So.  
Durham, N.C.



**Eric Reed, Jr.**  
G // 6-2 // 190 // Jr.  
Baton Rouge, La.



**Chris Harris**  
G // 6-3 // 205 // R-Jr.  
Antioch, Ill.



**Manny Patterson**  
F // 6-8 // 220 // Sr.  
Chicago, Ill.



**DQ Nicholas**  
G // 6-1 // 180 // So.  
Atlanta, Ga.



**Evan Morrison**  
F // 6-6 // 200 // Sr.  
Lee's Summit, Mo.



**Parker Long**  
G // 6-2 // 175 // So.  
Sikeston, Mo.



**Nate Johnson**  
C // 6-9 // 250 // Jr.  
Broward County, Fla.



**Nana Akenten**  
G // 6-6 // 215 // R-Jr.  
Bolingbrook, Ill.



**Nygal Russell**  
G // 6-4 // 205 // R-Jr.  
Durham, N.C.



**Nolan Taylor**  
F // 6-7 // 260 // R-Sr.  
Keller, Texas



**Dylan Branson**  
G // 6-5 // 220 // Fr.  
St. Louis, Mo.



**Darrious Agnew**  
F // 6-8 // 220 // Sr.  
Starkville, Miss.



**Brad Korn**  
Head Coach // First Year  
Southern Illinois, 2004



**Keith Pickens**  
Assistant Coach // Third Year  
Missouri State, 2013



**Dustin Yoder**  
Assistant Coach // First Year  
Illinois, 2011



**Sam McMahon**  
Assistant Coach // First Year  
Delaware, 2008



**Aaron Proctor**  
Director of Operations  
Cal State San Bernardino, 2006



**Collin Jasper**  
Graduate Assistant





# BRAD KORN

HEAD COACH

FIRST YEAR // SOUTHERN ILLINOIS, 2004

**B**rad Korn was named head coach at Southeast Missouri on Mar. 23, 2020.

Korn is the seventh head coach in SEMO's NCAA Division I era (since 1991-92). He spent five years at Big 12 Conference member Kansas State working the last four seasons as an assistant coach and one as the program's Director of Operations.

In four years back at K-State after returning following a three-year stint at Missouri State (2013-16), Korn helped the Wildcats to 82 wins and three-straight NCAA Tournament appearances. K-State posted back-to-back 25-win campaigns for the first time in school history (2017-18, 2018-19).

During his first year back in 2016-17, the squad won 21 games, including eight over teams that advanced to the

postseason, and knocked off Wake Forest in the NCAA First Four before losing to #18 Cincinnati in the NCAA South Regional First Round.

Working primarily with the post players, Korn was a big influence on the development of two-time All-Big 12 First Team selection Dean Wade, who became the fourth Wildcat to earn All-Big 12 First-Team honors in 2018 and just the second to do so in back-to-back seasons. Wade is one of just three players to rank in the school's Top 10 in both career scoring (1,510) and rebounding (685). He was instrumental in the progress of Makol Mawien, who has started all 103 games in his K-State career and emerged as one of the top big men in the Big 12.

Korn was also key in the growth of All-Big 12 selections

Wesley Iwundu and D.J. Johnson during his first season as an assistant coach in 2016-17. Iwundu, who was twice named Third Team All-Big 12, became the first Wildcat since 2008 to be taken in the NBA Draft when he was selected with 33rd overall pick by the Orlando Magic. Johnson, an honorable mention all-league selection, broke the career field goal percentage record at 59.5 percent, while setting the single-season mark for the second consecutive season at 62.3 percent in 2016-17.

Korn spent one season on Bruce Weber's inaugural staff at K-State as Director of Operations in 2012-13, helping the Wildcats to a 27-8 overall record and their first-ever Big 12 regular-season title. It was the school's first conference title since 1977, while the 27 wins

rated second-most in school history.

Overall, he has 15 years of Division I experience, which includes time at his alma mater – Southern Illinois (2004-12).

Korn has extensive ties to Weber after playing his first four years (1999-2003) for him at Southern Illinois. He redshirted in 1999-2000 before playing the next three years for Weber. He concluded his playing career for (current Purdue head coach) Matt Painter in 2003-04 before spending the next eight years (2004-12) at SIU as an assistant for then-Saluki head coach and current K-State associate head coach Chris Lowery.

Korn returned to Manhattan in May 2016 after three seasons at Missouri State, where he served as an assistant coach to then-head coach Paul Lusk from 2013-16. At MSU, he helped the





Bears to 44 wins, including a 20-win season and a trip to the CollegelInsider.com Tournament in 2013-14.

Korn helped mentor a number of All-Missouri Valley honorees during his stay at Missouri State, including 2014 All-MVC Second-Team selection Jarmar Gulley and 2016 MVC Newcomer of the Year Dequon Miller. In addition, he coached three MVC All-Freshman Team honorees in Austin Ruder in 2014 and Obediah Church and Jarred Dixon in 2016 as well as two Most Improved Team members (Dorrian Williams in 2015 and Chris Kendrix in 2016).

Prior to his first stint at K-State, Korn spent eight years (2004-12) at Southern Illinois, including his final six years as a full-time assistant under Lowery. He helped the Salukis post a 145-116 (.556) overall record with four postseason appearances,

two Missouri Valley Conference championships and one State Farm Missouri Valley Conference Tournament title. The squad won 20 or more games and advanced to the NCAA Tournament on three occasions (2005, 2006, 2007) during his tenure as an assistant coach, including a 2007 trip to the Sweet 16. He was a graduate assistant at SIU his first two years before being elevated to a full-time assistant coach on Jan. 31, 2006.

A native of Plano, Illinois, Korn helped the Salukis through one of their greatest periods of success from 1999 to 2004. The squad went from 16 wins his redshirt-freshman season to three consecutive NCAA Tournament appearances under Weber and Painter. He was also a part of three Missouri Valley regular season championships as a player.

The 6-foot-9 forward saw action in 121 games in his career, averaging 5.2 points and 2.3 rebounds in 14.5 minutes per game. As a senior, he averaged 9.7 points on 41 percent shooting with four rebounds and 1.9 assists in helping SIU to 25 wins and a 17-1 mark in MVC play. He was named to the league's Most Improved Team.

Korn earned a bachelor's degree in Marketing from Southern Illinois in 2004 and his master's degree in Administrative Studies from Missouri State in 2016. He resides in Cape Girardeau with his wife, Kristin, and daughters Brielyn and Ashtyn.



## ■ The Korn File

### Experience:

16th Year (First at SEMO)

### Hometown:

Plano, Ill.

### Birthdate:

August 22, 1981

### Alma Mater:

Southern Illinois, 2004

### Education:

B.A. Marketing (Southern Illinois)  
Master's Administrative Studies (Missouri State)

### Date Hired:

March 23, 2020

### Family:

Wife - Kristin  
Children - Brielyn, Ashtyn

### Playing Experience:

Southern Illinois, 1999-04

### Coaching Experience:

Southern Illinois, Graduate Asst., 2004-06  
Southern Illinois, Assistant Coach, 2006-12  
Kansas State, Dir. of Operations, 2012-13  
Missouri State, Assistant Coach, 2013-16  
Kansas State, Assistant Coach, 2016-20  
Southeast Missouri, 2020-pr.







## 2020-21 Statistics

RECORD:	OVERALL	HOME	AWAY	NEUTRAL
ALL GAMES	11-15	7-6	3-9	1-0
CONFERENCE	9-11	6-5	3-6	0-0
NON-CONFERENCE	2-4	1-1	0-3	1-0

#	Player	gp-gs	min	avg	Total		3-Point		F-Throw		Rebounds				pf	dq	a	to	blk	stl	pts	avg
					fg-fga	fg%	3fg-fga	3fg%	ft-fa	ft%	off	def	tot	avg								
05	HARRIS, Chris	25-25	757	30.3	90-253	.356	37-129	.287	95-129	.736	7	52	59	2.4	48	1	84	64	2	25	312	12.5
03	REED, JR., Eric	26-21	761	29.3	100-208	.481	56-124	.452	24-39	.615	24	41	65	2.5	48	0	34	33	2	16	280	10.8
21	AKENTEN, Nana	26-23	697	26.8	81-204	.397	51-142	.359	28-37	.757	27	123	150	5.8	61	2	25	51	10	32	241	9.3
11	NICHOLAS, DQ	26-26	774	29.8	71-180	.394	16-57	.281	79-110	.718	14	106	120	4.6	64	2	85	84	2	29	237	9.1
31	TAYLOR, Nolan	18-15	330	18.3	59-106	.557	0-0	.000	40-64	.625	24	49	73	4.1	42	0	16	17	2	5	158	8.8
02	LOVE, Jordan	20-0	386	19.3	41-102	.402	10-28	.357	28-48	.583	11	40	51	2.6	16	0	37	22	4	23	120	6.0
10	PATTERSON, Manny	21-11	263	12.5	42-82	.512	0-0	.000	31-41	.756	17	39	56	2.7	48	1	6	24	18	3	115	5.5
44	AGNEW, Darrious	17-0	187	11.0	31-62	.500	2-4	.500	21-40	.525	20	27	47	2.8	22	0	7	10	5	5	85	5.0
25	RUSSELL, Nygal	26-7	494	19.0	35-97	.361	7-40	.175	24-42	.571	27	76	103	4.0	56	2	27	31	3	26	101	3.9
33	BRANSON, Dylan	26-2	411	15.8	27-52	.519	14-27	.519	14-15	.933	20	44	64	2.5	52	2	33	39	4	8	82	3.2
14	JOHNSON, Nate	24-0	215	9.0	28-53	.528	0-0	.000	9-22	.409	20	32	52	2.2	32	0	7	16	10	4	65	2.7
13	LONG, Parker	14-0	65	4.6	4-6	.667	3-4	.750	0-0	.000	3	5	8	0.6	5	0	2	3	0	2	11	0.8
12	MORRISON, Evan	5-0	10	2.0	1-7	.143	1-3	.333	0-0	.000	1	1	2	0.4	0	0	1	1	0	1	3	0.6
Team											34	36	70					8				
Total.....		26	5350		610-1412	.432	197-558	.353	393-587	.670	249	671	920	35.4	494	10	364	403	62	179	1810	69.6
Opponents.....		26	5350		651-1430	.455	188-517	.364	385-553	.696	204	648	852	32.8	501	-	359	363	88	182	1875	72.1

TEAM STATISTICS	SEMO	OPP	Date	Opponent	Score	Att.
SCORING	1810	1875	! 11-28-20	vs Kansas City	W 71-66	175
Points per game	69.6	72.1	12-02-20	SOUTHERN ILLINOIS	Lot 79-87	740
Scoring margin	-2.5	-	12-07-20	LIPSCOMB	W 82-77	580
FIELD GOALS-ATT	610-1412	651-1430	12-09-20	at Lipscomb	Lot 74-80	488
Field goal pct	.432	.455	12-15-20	at Evansville	Lot 63-66	0
3 POINT FG-ATT	197-558	188-517	* 12-18-20	UT MARTIN	L 67-69	748
3-point FG pct	.353	.364	12-22-20	at Indiana St.	L 66-72	100
3-pt FG made per game	7.6	7.2	* 12-30-20	at Tennessee Tech	L 63-72	430
FREE THROWS-ATT	393-587	385-553	* 01-02-21	TENNESSEE STATE	Wo2 83-79	760
Free throw pct	.670	.696	* 01-07-21	at Belmont	L 66-77	271
F-Throws made per game	15.1	14.8	* 01-16-21	MOREHEAD STATE	L 50-64	799
REBOUNDS	920	852	* 01-19-21	at Tennessee St.	W 63-59	231
Rebounds per game	35.4	32.8	* 01-21-21	at Morehead State	L 65-76	775
Rebounding margin	+2.6	-	* 01-26-21	at UT Martin	L 66-69	267
ASSISTS	364	359	* 01-28-21	SIUE	W 64-62	723
Assists per game	14.0	13.8	* 01-30-21	EASTERN ILLINOIS	W 75-44	842
TURNOVERS	403	363	* 02-01-21	MURRAY STATE	L 60-77	690
Turnovers per game	15.5	14.0	* 02-04-21	TENNESSEE TECH	W 68-64	642
Turnover margin	-1.5	-	* 02-06-21	JACKSONVILLE STATE	L 54-66	720
Assist/turnover ratio	0.9	1.0	* 02-12-21	at Murray St.	L 60-80	1252
STEALS	179	182	* 02-13-21	at Austin Peay	L 63-78	494
Steals per game	6.9	7.0	* 02-16-21	AUSTIN PEAY	Wot 86-81	279
BLOCKS	62	88	* 02-20-21	EASTERN KENTUCKY	W 94-72	753
Blocks per game	2.4	3.4	* 02-22-21	EASTERN KENTUCKY	L 65-87	289
ATTENDANCE	8565	4562	* 02-25-21	at Eastern Ill.	W 94-88	29
Home games-Avg/Game	13-659	12-366	* 02-27-21	at SIUE	W 69-63	50
Neutral site-Avg/Game	-	1-175				

\* = Conference game

! = Negro Baseball League Museum Tip-Off Classic (Kansas City, Mo.)

Score by Periods	1st	2nd	OT	OT2	Totals
Southeast Missouri	810	944	45	11	1810
Opponents	856	955	57	7	1875





## 2020-21 OVC Statistics

RECORD:	OVERALL	HOME	AWAY	NEUTRAL
ALL GAMES	9-11	6-5	3-6	0-0
CONFERENCE	9-11	6-5	3-6	0-0
NON-CONFERENCE	0-0	0-0	0-0	0-0

#	Player	gp-gs	min	avg	Total		3-Point		F-Throw		Rebounds				pf	dq	a	to	blk	stl	pts	avg
					fg-fga	fg%	3fg-fga	3fg%	ft-fa	ft%	off	def	tot	avg								
05	HARRIS, Chris	19-19	574	30.2	59-178	.331	25-95	.263	76-96	.792	4	41	45	2.4	35	0	70	46	2	23	219	11.5
03	REED, JR., Eric	20-19	597	29.9	76-167	.455	44-103	.427	21-33	.636	15	33	48	2.4	32	0	32	27	1	12	217	10.9
21	AKENTEN, Nana	20-19	534	26.7	63-161	.391	39-114	.342	22-28	.786	18	98	116	5.8	43	0	19	39	5	25	187	9.4
11	NICHOLAS, DQ	20-20	604	30.2	54-131	.412	14-45	.311	60-85	.706	12	88	100	5.0	41	0	70	62	1	21	182	9.1
31	TAYLOR, Nolan	12-9	188	15.7	33-59	.559	0-0	.000	20-36	.556	11	21	32	2.7	26	0	7	12	0	3	86	7.2
02	LOVE, Jordan	14-0	247	17.6	31-72	.431	9-24	.375	21-31	.677	9	25	34	2.4	10	0	22	16	3	15	92	6.6
10	PATTERSON, Manny	20-11	254	12.7	40-79	.506	0-0	.000	30-39	.769	17	37	54	2.7	45	1	6	22	18	3	110	5.5
44	AGNEW, Darrious	16-0	175	10.9	30-60	.500	2-4	.500	21-40	.525	20	25	45	2.8	20	0	7	10	4	4	83	5.2
25	RUSSELL, Nygal	20-1	332	16.6	27-69	.391	4-27	.148	15-27	.556	18	46	64	3.2	37	0	23	20	0	19	73	3.7
33	BRANSON, Dylan	20-2	346	17.3	21-43	.488	10-21	.476	11-11	1.000	18	38	56	2.8	41	2	26	31	4	7	63	3.2
14	JOHNSON, Nate	18-0	149	8.3	21-41	.512	0-0	.000	7-19	.368	11	22	33	1.8	24	0	3	14	7	4	49	2.7
13	LONG, Parker	14-0	65	4.6	4-6	.667	3-4	.750	0-0	.000	3	5	8	0.6	5	0	2	3	0	2	11	0.8
12	MORRISON, Evan	5-0	10	2.0	1-7	.143	1-3	.333	0-0	.000	1	1	2	0.4	0	0	1	1	0	1	3	0.6
Team											24	30	54				7					
Total.....		20	4075		460-1073	.429	151-440	.343	304-445	.683	181	510	691	34.5	359	3	288	310	45	139	1375	68.8
Opponents.....		20	4075		507-1114	.455	144-401	.359	269-400	.673	175	496	671	33.5	378	-	278	290	69	146	1427	71.3

TEAM STATISTICS	SEMO	OPP	Date	Opponent	Score	Att.
SCORING	1375	1427	* 12-18-20	UT MARTIN	L 67-69	748
Points per game	68.8	71.3	* 12-30-20	at Tennessee Tech	L 63-72	430
Scoring margin	-2.6	-	* 01-02-21	TENNESSEE STATE	Wo2 83-79	760
FIELD GOALS-ATT	460-1073	507-1114	* 01-07-21	at Belmont	L 66-77	271
Field goal pct	.429	.455	* 01-16-21	MOREHEAD STATE	L 50-64	799
3 POINT FG-ATT	151-440	144-401	* 01-19-21	at Tennessee St.	w 63-59	231
3-point FG pct	.343	.359	* 01-21-21	at Morehead State	L 65-76	775
3-pt FG made per game	7.6	7.2	* 01-26-21	at UT Martin	L 66-69	267
FREE THROWS-ATT	304-445	269-400	* 01-28-21	SIUE	w 64-62	723
Free throw pct	.683	.673	* 01-30-21	EASTERN ILLINOIS	w 75-44	842
F-Throws made per game	15.2	13.5	* 02-01-21	MURRAY STATE	L 60-77	690
REBOUNDS	691	671	* 02-04-21	TENNESSEE TECH	w 68-64	642
Rebounds per game	34.5	33.5	* 02-06-21	JACKSONVILLE STATE	L 54-66	720
Rebounding margin	+1.0	-	* 02-12-21	at Murray St.	L 60-80	1252
ASSISTS	288	278	* 02-13-21	at Austin Peay	L 63-78	494
Assists per game	14.4	13.9	* 02-16-21	AUSTIN PEAY	Wot 86-81	279
TURNOVERS	310	290	* 02-20-21	EASTERN KENTUCKY	w 94-72	753
Turnovers per game	15.5	14.5	* 02-22-21	EASTERN KENTUCKY	L 65-87	289
Turnover margin	-1.0	-	* 02-25-21	at Eastern Ill.	w 94-88	29
Assist/turnover ratio	0.9	1.0	* 02-27-21	at SIUE	w 69-63	50
STEALS	139	146				
Steals per game	7.0	7.3				
BLOCKS	45	69				
Blocks per game	2.3	3.5				
ATTENDANCE	7245	3799				
Home games-Avg/Game	11-659	9-422				
Neutral site-Avg/Game	-	0-0				

\* = Conference game

! = Negro Baseball League Museum Tip-Off Classic (Kansas City, Mo.)

Score by Periods	1st	2nd	OT	OT2	Totals
Southeast Missouri	631	714	19	11	1375
Opponents	671	735	14	7	1427





## SOUTHEAST MISSOURI BASKETBALL NOTES // #2 MOREHEAD STATE

### Comparison Game-by-Game (SEMO/Opponent)

Opponent	1st	2nd	Score	Mar	Total FG	FG Pct	3-Pointers	3FG Pct	Free Throws	FT Pct	Rebounds (Mar)	Assist	T/Over	Block	Steal	Fouls
Kansas City	37/31	34/35	71-66	+5	20-41/24-52	.488/.462	10-23/4-13	.435/.308	21-35/14-23	.600/.609	31/32 (1)	12/13	17/17	5/2	11/13	22/25
Southern Illinois	31/29	40/42	79-87	(8)	31-74/25-58	.419/.431	6-19/9-21	.316/.429	11-21/28-35	.524/.800	50/37 +13	21/13	13/9	7/7	6/5	28/18
Lipscomb	39/37	43/40	82-77	+5	30-62/28-51	.484/.549	10-26/10-22	.385/.455	12-16/11-14	.750/.786	31/25 +6	19/22	7/13	1/2	6/1	12/16
Lipscomb	22/32	41/31	74-8	(6)	25-55/26-55	.455/.473	6-17/9-20	.353/.450	18-28/19-24	.643/.792	41/25 +16	8/15	21/10	3/3	7/7	22/24
Evansville	26/24	30/32	63-66	(3)	23-55/21-54	.418/.389	8-16/8-23	.500/.348	9-15/16-22	.600/.727	41/32 +9	9/8	16/9	0/4	4/4	24/17
UT Martin	31/31	36/38	67-69	(2)	23-51/25-57	.451/.439	9-27/7-17	.333/.412	12-19/12-17	.632/.706	32/33 (1)	17/12	11/9	3/2	5/6	18/17
Indiana State	24/32	42/40	66-72	(6)	21-52/20-46	.404/.435	6-17/4-17	.353/.235	18-27/28-35	.667/.800	35/30 +5	7/10	19/15	1/1	6/6	27/23
Tennessee Tech	23/38	40/34	63-72	(9)	24-54/25-52	.444/.481	7-20/6-23	.350/.261	8-14/16-25	.571/.640	30/35 (5)	16/16	19/17	1/4	5/12	19/18
Tennessee State	31/28	35/38	83-79	+4	19-53/25-54	.358/.463	5-21/7-18	.238/.389	40-51/22-28	.784/.786	31/40 (9)	10/16	17/25	5/4	14/5	26/36
Belmont	35/33	31/44	66-77	(11)	24-62/30-62	.387/.484	7-24/4-20	.292/.200	11-15/13-21	.733/.619	41/36 +5	14/17	15/11	4/6	7/7	18/8
Morehead State	31/31	19/33	50-64	(14)	18-44/23-50	.409/.460	9-22/6-16	.409/.375	5-11/12-19	.455/.632	32/31 +1	13/8	19/12	4/2	5/8	18/16
Tennessee State	35/30	28/29	63-59	+4	17-46/22-56	.370/.393	6-22/1-13	.273/.077	23-35/14-25	.657/.560	36/40 (4)	9/9	15/14	3/1	7/6	23/23
Morehead State	29/34	36/42	65-76	(11)	20-54/25-48	.370/.521	7-28/7-14	.250/.500	18-28/19-35	.667/.543	35/33 +2	13/16	10/11	0/5	5/5	25/17
UT Martin	32/32	34/37	66-69	(3)	24-49/25-50	.490/.500	8-23/10-18	.348/.556	10-17/9-11	.588/.818	30/23 +7	17/15	15/14	0/1	5/10	13/17
SIU Edwardsville	27/34	37/28	64-62	+2	20-55/24-51	.364/.471	7-21/4-16	.333/.250	17-32/10-15	.531/.667	37/38 (1)	13/11	14/21	1/4	13/4	17/25
Eastern Illinois	38/20	37/24	75-44	+31	27-57/14-53	.474/.264	6-18/9-33	.333/.273	15-20/7-11	.750/.636	50/25 +25	17/8	15/15	0/2	11/9	15/15
Murray State	24-36	36/41	60-77	(17)	21-48/30-59	.438/.508	8-23/12-22	.348/.545	10-13/5-8	.769/.625	26/32 (6)	14/20	13/8	5/3	2/8	8/13
Tennessee Tech	26/39	42/25	68-64	+4	22-45/22-53	.489/.415	6-15/7-18	.400/.389	18-19/13-17	.947/.765	25/32 (7)	17/14	18/15	2/2	5/8	17/15
Jacksonville State	29/28	25/38	54-66	(12)	17-51/26-58	.333/.448	7-19/4-25	.368/.160	13-26/10-16	.500/.625	32/44 (12)	7/13	12/15	0/8	4/4	18/25
Murray State	30/42	30/38	60-80	(20)	23-58/31-53	.397/.585	6-22/9-19	.273/.474	8-13/9-14	.615/.643	34/30 +4	8/16	14/14	2/2	2/5	10/12
Austin Peay	27/42	36/36	63-78	(15)	25-56/27-57	.446/.474	6-19/7-22	.316/.318	7-9/17-24	.778/.708	34/32 +2	12/11	21/13	1/3	7/12	20/16
Austin Peay	33/39	40/34	86-81	+5	29-60/25-60	.483/.417	7-21/9-21	.333/.429	21-33/22-24	.636/.917	40/32 +8	15/16	21/21	5/4	13/13	21/24
Eastern Kentucky	50/24	44/48	94-72	+22	35-60/25-69	.583/.362	14-25/11-28	.560/.393	10-14/11-17	.714/.647	47/28 +19	26/12	23/13	3/7	6/7	15/15
Eastern Kentucky	26/39	39/48	65-87	(22)	21-55/31-61	.382/.508	6-22/14-23	.273/.609	17-20/11-19	.850/.579	30/39 (9)	15/19	16/16	2/5	8/10	15/18
Eastern Illinois	39/44	55/44	94-88	+6	31-63/33-61	.492/.541	12-25/6-17	.480/.353	20-27/16-25	.741/.640	36/33 +3	21/19	14/14	3/3	5/4	19/26
SIU Edwardsville	35/27	34/36	69-63	+6	20-52/19-50	.385/.380	8-23/4-18	.348/.222	21-30/21-29	.700/.724	33/35 (2)	14/1	8/12	1/1	5/3	24/22

### Points in the Paint, Second Chance Points, Points Off Turnovers, Fastbreak Points, Bench Points

Opponent	W/L	POINTS IN THE PAINT		2ND CHANCE POINTS		POINTS OFF TURNOVERS		FAST BREAK POINTS		BENCH POINTS	
		SEMO	OPP.	SEMO	OPP.	SEMO	OPP.	SEMO	OPP.	SEMO	OPP.
Kansas City	W	16	40	6	8	21	16	8	12	21	10
Southern Illinois	L	38	32	17	2	10	15	6	4	26	17
Lipscomb	W	28	32	12	1	23	7	4	2	23	8
Lipscomb	L	32	34	17	2	17	30	0	6	17	18
Evansville	L	24	20	12	7	13	12	8	9	28	14
UT Martin	L	20	26	12	7	12	8	8	2	21	11
Indiana State	L	30	24	12	7	15	18	6	18	26	19
Tennessee Tech	L	30	38	5	12	6	19	6	14	14	22
Tennessee State	W	20	32	13	10	32	24	0	2	12	33
Belmont	L	30	46	9	6	7	19	6	12	29	17
Morehead State	L	18	30	5	10	2	22	0	2	17	10
Tennessee State	W	20	36	8	13	9	9	2	13	17	4
Morehead State	L	26	30	4	4	8	9	3	6	12	18
UT Martin	L	30	22	7	4	12	19	12	13	23	17
SIU Edwardsville	W	24	30	10	9	15	8	4	12	22	20
Eastern Illinois	W	32	2	17	3	20	6	12	0	27	15
Murray State	L	20	28	2	15	6	15	0	6	17	13
Tennessee Tech	W	24	20	5	5	15	18	0	6	24	23
Jacksonville State	L	18	34	3	5	21	11	4	6	18	22
Murray State	L	28	26	8	5	10	15	5	17	37	19
Austin Peay	L	32	36	10	18	11	22	10	23	15	11
Austin Peay	W	34	26	10	15	20	27	10	6	24	10
Eastern Kentucky	W	34	16	8	7	19	19	12	2	29	22
Eastern Kentucky	L	26	30	10	10	17	20	6	10	19	17
Eastern Illinois	W	30	48	17	12	21	11	15	18	33	5
SIU Edwardsville	W	20	26	2	3	16	10	10	9	18	14





## Game-by-Game Leaders

Opponent	W/L	Score	Points	Rebounds	Assists	Blocks	Steals
Kansas City	W	71-66	Harris - 18	Taylor, Russell - 7	Harris - 4	Russell - 2	Love - 4
Southern Illinois	L	79-87 <sup>OT</sup>	Reed, Jr. -17	Russell - 11	Harris - 5	Johnson, Akenten - 2	Russell - 2
Lipscomb	W	92-77	Harris, Reed, Jr. - 19	Taylor - 8	Taylor, Nicholas - 5	Taylor - 1	Nicholas - 3
Lipscomb	L	74-80 <sup>OT</sup>	Harris - 21	Russell - 8	Akenten, Love - 2	Taylor, Nicholas, Akenten - 1	Russell, Love - 2
Evansville	L	63-66 <sup>OT</sup>	Reed, Jr. - 16	Taylor - 9	Nicholas - 4	-	Nicholas, Russell, Reed, Jr., Love - 1
UT Martin	L	67-69	Harris - 23	Nicholas - 6	Russell - 6	Nicholas, Reed, Jr., Johnson - 1	Nicholas - 2
Indiana State	L	66-72	Harris - 16	Taylor, Harris - 6	Harris - 2	Agnew - 1	Nicholas, Akenten - 2
Tennessee Tech	L	63-72	Reed, Jr. - 14	Akenten - 9	Nicholas - 8	Branson - 1	Love - 2
Tennessee State	W	83-79 <sup>2OT</sup>	Nicholas - 21	Nicholas - 7	Nicholas - 5	Patterson, Harris - 2	Nicholas, Reed, Jr. - 3
Belmont	L	66-77	Akenten - 20	Akenten - 11	Love - 6	Patterson - 2	Akenten, Russell - 2
Morehead State	L	50-64	Akenten - 14	Akenten - 5	Taylor, Reed, Jr., Harris - 3	Patterson - 3	Harris - 2
Tennessee State	W	63-59	Harris - 17	Nicholas - 7	Harris - 3	Patterson - 3	Love, Nicholas - 2
Morehead State	L	65-76	Nicholas - 17	Akenten - 8	Reed, Jr., Nicholas - 3	-	Akenten, Russell - 2
UT Martin	L	66-69	Akenten - 18	Nicholas - 9	Nicholas - 6	-	Love - 2
SIU Edwardsville	W	64-62	Akenten - 10	Nicholas - 7	Branson, Harris - 3	Love - 1	Russell - 6
Eastern Illinois	W	75-44	Akenten - 13	Nicholas - 8	Harris, Nicholas - 5	-	Akenten, Harris - 5
Murray State	L	60-77	Reed, Jr. - 12	Nicholas - 9	Branson - 4	Johnson - 3	Harris, Nicholas - 1
Tennessee Tech	W	68-64	Patterson - 22	Patterson - 6	Harris - 5	Patterson, Johnson - 1	Reed, Jr. - 3
Jacksonville State	L	54-66	Nicholas - 13	Akenten - 6	Love - 2	-	Akenten - 2
Murray State	L	60-80	Love - 11	Love, Agnew - 5	Nicholas - 3	Love, Branson - 1	Love - 3
Austin Peay	L	63-78	Reed, Jr. - 21	Russell - 7	Nicholas, Russell - 3	Akenten - 1	Nicholas - 2
Austin Peay	W	86-81 <sup>OT</sup>	Reed, Jr. - 22	Akenten - 8	Harris - 6	Patterson - 4	Akenten - 4
Eastern Kentucky	W	94-72	Harris - 18	Nicholas - 10	Nicholas, Harris - 7	Patterson - 2	Russell, Nicholas - 2
Eastern Kentucky	L	65-87	Harris - 15	Nicholas, Agnew - 7	Harris - 7	Patterson, Agnew - 1	Harris - 4
Eastern Illinois	W	94-88	Reed, Jr. - 27	Russell - 9	Harris - 9	Akenten - 2	Reed, Jr. - 2
SIU Edwardsville	W	69-63	Harris - 16	Akenten - 10	Nicholas - 6	Agnew - 1	Harris - 2

## Game-by-Game Starters

Opponent	W/L	Score	Guard	Guard	Guard	Guard	Forward	First Man Off the Bench
Kansas City	W	71-66	Nicholas	Harris	Reed, Jr.	Russell	Taylor	Akenten, 17 pts., 6 reb., 3 steals, 2 blocks, 32 min.
Southern Illinois	L	79-87 <sup>OT</sup>	Nicholas	Harris	Reed, Jr.	Russell	Taylor	Johnson, 6 pts., 3 reb., 2 blocks, 14 min.
Lipscomb	W	82-77	Nicholas	Harris	Akenten	Russell	Taylor	Reed, Jr., 19 pts., 23 min.
Lipscomb	L	74-80 <sup>OT</sup>	Nicholas	Harris	Akenten	Russell	Taylor	Reed, Jr., 5 pts., 3 reb., 30 min.
Evansville	L	63-66 <sup>OT</sup>	Nicholas	Harris	Akenten	Russell	Taylor	Johnson, 6 pts., 3 reb., 14 min.
UT Martin	L	67-69	Nicholas	Harris	Akenten	Russell	Taylor	Reed, Jr., 10 pts., 27 min.
Indiana State	L	66-72	Nicholas	Harris	Akenten	Russell	Taylor	Reed, Jr., 6 pts., 3 reb., 25 min.
Tennessee Tech	L	63-72	Nicholas	Harris	Akenten	Reed, Jr.	Taylor	Russell, 5 pts., 1 reb., 16 min.
Tennessee State	W	83-79 <sup>2OT</sup>	Nicholas	Harris	Akenten	Reed, Jr.	Taylor	Patterson, 5 pts., 3 reb., 2 blocks, 11 min.
Belmont	L	66-77	Nicholas	Branson	Akenten	Reed, Jr.	Taylor	Russell, 3 pts., 6 reb., 27 min.
Morehead State	L	50-64	Nicholas	Harris	Akenten	Reed, Jr.	Taylor	Patterson, 2 pts., 4 reb., 3 blocks, 11 min.
Tennessee State	W	63-59	Nicholas	Harris	Akenten	Reed, Jr.	Taylor	Branson, 2 pts., 5 reb., 20 min.
Morehead State	L	65-76	Nicholas	Harris	Akenten	Reed, Jr.	Taylor	Branson, 2 pts., 2 reb., 13 min.
UT Martin	L	66-69	Nicholas	Harris	Akenten	Reed, Jr.	Taylor	Patterson, 4 min.
SIU Edwardsville	W	64-62	Nicholas	Harris	Akenten	Reed, Jr.	Taylor	Patterson, 4 pts., 2 reb., 12 min.
Eastern Illinois	W	75-44	Nicholas	Harris	Akenten	Reed, Jr.	Patterson	Johnson 7 pts., 3 reb., 14 min.
Murray State	L	60-77	Nicholas	Harris	Akenten	Reed, Jr.	Patterson	Branson, 3 reb., 4 assists, 20 min.
Tennessee Tech	W	68-64	Nicholas	Harris	Akenten	Reed, Jr.	Patterson	Love, 14 pts., 2 reb., 21 min.
Jacksonville State	L	54-66	Nicholas	Harris	Akenten	Reed, Jr.	Patterson	Love, 8 pts., 2 assists, 23 min.
Murray State	L	60-80	Nicholas	Harris	Akenten	Reed, Jr.	Patterson	Love, 11 pts., 5 reb., 3 steals, 21 min.
Austin Peay	L	63-78	Nicholas	Harris	Akenten	Reed, Jr.	Patterson	Branson, 2 steals, 5 min.
Austin Peay	W	86-81 <sup>OT</sup>	Nicholas	Harris	Akenten	Reed, Jr.	Patterson	Branson, 6 pts., 4 reb., 2 assists, 27 min.
Eastern Kentucky	W	94-72	Nicholas	Harris	Akenten	Reed, Jr.	Patterson	Agnew, 2 pts., 3 reb., 15 min.
Eastern Kentucky	L	65-87	Nicholas	Harris	Akenten	Reed, Jr.	Patterson	Agnew, 9 pts., 7 reb., 12 min.
Eastern Illinois	W	94-88	Nicholas	Harris	Akenten	Reed, Jr.	Patterson	Russell, 8 pts., 9 reb., 24 min.
SIU Edwardsville	W	69-63	Nicholas	Harris	Akenten	Reed, Jr.	Patterson	Russell, 3 pts., 1 reb., 9 min.

## Starting Lineup Combinations

Record	Guard	Guard	Guard	Guard	Forward
1-1	Nicholas	Harris	Reed, Jr.	Russell	Taylor
1-4	Nicholas	Harris	Akenten	Russell	Taylor
3-4	Nicholas	Harris	Akenten	Reed, Jr.	Taylor
0-1	Nicholas	Branson	Akenten	Reed, Jr.	Taylor
6-5	Nicholas	Harris	Akenten	Reed, Jr.	Patterson





## SOUTHEAST MISSOURI BASKETBALL NOTES // #2 MOREHEAD STATE

	Score	FG-A	Pct.	3FG-A	Pct.	FT-A	Pct.	OFF	DEF	Total	F	A	TO	B	S
<b>Southeast Missouri</b>	<b>W, 71-66</b>	<b>20-41</b>	<b>.488</b>	<b>10-23</b>	<b>.435</b>	<b>21-35</b>	<b>.600</b>	<b>3</b>	<b>28</b>	<b>31</b>	<b>22</b>	<b>12</b>	<b>17</b>	<b>5</b>	<b>11</b>
Kansas City		24-52	.462	4-13	.308	14-23	.609	7	25	32	25	13	17	2	13
<b>Southeast Missouri</b>	<b>L, 79-87 OT</b>	<b>31-74</b>	<b>.419</b>	<b>6-19</b>	<b>.316</b>	<b>11-21</b>	<b>.524</b>	<b>18</b>	<b>32</b>	<b>50</b>	<b>28</b>	<b>21</b>	<b>13</b>	<b>7</b>	<b>6</b>
Southern Illinois		25-58	.431	9-21	.429	28-35	.800	4	33	37	18	13	9	7	5
<b>Southeast Missouri</b>	<b>W, 82-77</b>	<b>30-62</b>	<b>.484</b>	<b>10-26</b>	<b>.385</b>	<b>12-16</b>	<b>.750</b>	<b>11</b>	<b>20</b>	<b>31</b>	<b>12</b>	<b>19</b>	<b>7</b>	<b>1</b>	<b>6</b>
Lipscomb		28-51	.549	10-22	.455	11-14	.786	4	21	25	16	22	13	2	1
<b>Southeast Missouri</b>	<b>L, 74-80 OT</b>	<b>25-55</b>	<b>.455</b>	<b>6-17</b>	<b>.353</b>	<b>18-28</b>	<b>.643</b>	<b>15</b>	<b>26</b>	<b>41</b>	<b>22</b>	<b>8</b>	<b>21</b>	<b>3</b>	<b>7</b>
Lipscomb		26-55	.473	9-20	.450	19-24	.792	3	22	25	24	15	10	3	7
<b>Southeast Missouri</b>	<b>L, 63-66 OT</b>	<b>23-55</b>	<b>.418</b>	<b>8-16</b>	<b>.500</b>	<b>9-15</b>	<b>.600</b>	<b>10</b>	<b>31</b>	<b>41</b>	<b>24</b>	<b>9</b>	<b>16</b>	<b>0</b>	<b>4</b>
Evansville		21-54	.389	8-23	.348	16-22	.727	5	27	32	17	8	9	4	4
<b>Southeast Missouri</b>	<b>L, 67-69</b>	<b>23-51</b>	<b>.451</b>	<b>9-27</b>	<b>.333</b>	<b>12-19</b>	<b>.632</b>	<b>6</b>	<b>26</b>	<b>32</b>	<b>18</b>	<b>17</b>	<b>11</b>	<b>3</b>	<b>5</b>
UT Martin		25-57	.439	7-17	.412	12-17	.706	8	25	33	17	12	9	2	6
<b>Southeast Missouri</b>	<b>L, 66-72</b>	<b>21-52</b>	<b>.404</b>	<b>6-17</b>	<b>.353</b>	<b>18-27</b>	<b>.667</b>	<b>11</b>	<b>24</b>	<b>35</b>	<b>27</b>	<b>7</b>	<b>19</b>	<b>1</b>	<b>6</b>
Indiana State		20-46	.435	4-17	.235	28-35	.800	6	24	30	23	10	15	1	6
<b>Southeast Missouri</b>	<b>L, 63-72</b>	<b>24-54</b>	<b>.444</b>	<b>7-20</b>	<b>.350</b>	<b>8-14</b>	<b>.571</b>	<b>6</b>	<b>24</b>	<b>30</b>	<b>19</b>	<b>16</b>	<b>19</b>	<b>1</b>	<b>5</b>
Tennessee Tech		25-52	.481	6-23	.261	16-25	.640	8	27	35	18	16	17	4	12
<b>Southeast Missouri</b>	<b>W, 83-79 2OT</b>	<b>19-53</b>	<b>.358</b>	<b>5-21</b>	<b>.238</b>	<b>40-51</b>	<b>.784</b>	<b>9</b>	<b>22</b>	<b>31</b>	<b>26</b>	<b>10</b>	<b>17</b>	<b>5</b>	<b>14</b>
Tennessee State		25-54	.463	7-18	.389	22-28	.786	9	31	40	36	16	25	4	5
<b>Southeast Missouri</b>	<b>L, 66-77</b>	<b>24-62</b>	<b>.387</b>	<b>7-24</b>	<b>.292</b>	<b>11-15</b>	<b>.733</b>	<b>12</b>	<b>29</b>	<b>41</b>	<b>18</b>	<b>14</b>	<b>15</b>	<b>4</b>	<b>7</b>
Belmont		30-62	.484	4-20	.200	13-21	.619	9	27	36	8	17	11	6	7
<b>Southeast Missouri</b>	<b>L, 50-64</b>	<b>18-44</b>	<b>.409</b>	<b>9-22</b>	<b>.409</b>	<b>5-11</b>	<b>.455</b>	<b>6</b>	<b>26</b>	<b>32</b>	<b>18</b>	<b>13</b>	<b>19</b>	<b>4</b>	<b>5</b>
Morehead State		23-50	.460	6-16	.375	12-19	.632	7	24	31	16	8	12	2	8
<b>Southeast Missouri</b>	<b>W, 63-59</b>	<b>17-46</b>	<b>.370</b>	<b>6-22</b>	<b>.273</b>	<b>23-35</b>	<b>.657</b>	<b>8</b>	<b>28</b>	<b>36</b>	<b>23</b>	<b>9</b>	<b>15</b>	<b>3</b>	<b>7</b>
Tennessee State		22-56	.393	1-13	.077	14-25	.560	12	28	40	23	9	14	1	6
<b>Southeast Missouri</b>	<b>L, 65-76</b>	<b>20-54</b>	<b>.370</b>	<b>7-28</b>	<b>.250</b>	<b>18-27</b>	<b>.667</b>	<b>7</b>	<b>28</b>	<b>35</b>	<b>25</b>	<b>13</b>	<b>10</b>	<b>0</b>	<b>5</b>
Morehead State		25-48	.521	7-14	.500	19-35	.543	4	29	33	17	16	11	5	5
<b>Southeast Missouri</b>	<b>L, 66-69</b>	<b>24-49</b>	<b>.490</b>	<b>8-23</b>	<b>.348</b>	<b>10-17</b>	<b>.588</b>	<b>7</b>	<b>23</b>	<b>30</b>	<b>13</b>	<b>17</b>	<b>15</b>	<b>0</b>	<b>5</b>
UT Martin		25-50	.500	10-18	.556	9-11	.818	3	20	23	17	15	14	1	10
<b>Southeast Missouri</b>	<b>W, 64-62</b>	<b>20-55</b>	<b>.364</b>	<b>7-21</b>	<b>.333</b>	<b>17-32</b>	<b>.531</b>	<b>12</b>	<b>25</b>	<b>37</b>	<b>17</b>	<b>13</b>	<b>14</b>	<b>1</b>	<b>13</b>
SIU Edwardsville		24-51	.471	4-16	.250	10-15	.667	6	32	38	25	11	21	4	4
<b>Southeast Missouri</b>	<b>W, 75-44</b>	<b>27-57</b>	<b>.474</b>	<b>6-18</b>	<b>.333</b>	<b>15-20</b>	<b>.750</b>	<b>16</b>	<b>34</b>	<b>50</b>	<b>15</b>	<b>17</b>	<b>15</b>	<b>0</b>	<b>11</b>
Eastern Illinois		14-53	.264	9-33	.273	7-11	.636	8	17	25	15	8	15	2	9
<b>Southeast Missouri</b>	<b>L, 60-77</b>	<b>21-48</b>	<b>.438</b>	<b>8-23</b>	<b>.348</b>	<b>10-13</b>	<b>.769</b>	<b>6</b>	<b>20</b>	<b>26</b>	<b>8</b>	<b>14</b>	<b>13</b>	<b>5</b>	<b>2</b>
Murray State		30-59	.508	12-22	.545	5-8	.625	10	22	32	13	20	8	3	8
<b>Southeast Missouri</b>	<b>W, 68-64</b>	<b>22-45</b>	<b>.489</b>	<b>6-15</b>	<b>.400</b>	<b>18-19</b>	<b>.947</b>	<b>4</b>	<b>21</b>	<b>25</b>	<b>17</b>	<b>17</b>	<b>18</b>	<b>2</b>	<b>5</b>
Tennessee Tech		22-53	.415	7-18	.389	13-17	.765	12	20	32	15	14	15	2	8
<b>Southeast Missouri</b>	<b>L, 54-66</b>	<b>17-51</b>	<b>.333</b>	<b>7-19</b>	<b>.368</b>	<b>13-26</b>	<b>.500</b>	<b>7</b>	<b>25</b>	<b>32</b>	<b>18</b>	<b>7</b>	<b>12</b>	<b>0</b>	<b>4</b>
Jacksonville State		26-58	.448	4-25	.160	10-16	.625	11	33	44	25	13	15	8	4
<b>Southeast Missouri</b>	<b>L, 60-80</b>	<b>23-58</b>	<b>.397</b>	<b>6-22</b>	<b>.273</b>	<b>8-13</b>	<b>.615</b>	<b>10</b>	<b>24</b>	<b>34</b>	<b>10</b>	<b>8</b>	<b>14</b>	<b>2</b>	<b>7</b>
Murray State		31-53	.585	9-19	.474	9-14	.643	3	27	30	12	16	14	2	5
<b>Southeast Missouri</b>	<b>L, 63-78</b>	<b>25-56</b>	<b>.446</b>	<b>6-19</b>	<b>.316</b>	<b>7-9</b>	<b>.778</b>	<b>9</b>	<b>25</b>	<b>34</b>	<b>20</b>	<b>12</b>	<b>21</b>	<b>1</b>	<b>7</b>
Austin Peay		27-57	.474	7-22	.318	17-24	.708	9	23	32	16	11	13	3	12
<b>Southeast Missouri</b>	<b>W, 86-81 OT</b>	<b>29-60</b>	<b>.483</b>	<b>7-21</b>	<b>.333</b>	<b>21-33</b>	<b>.636</b>	<b>16</b>	<b>24</b>	<b>40</b>	<b>21</b>	<b>15</b>	<b>21</b>	<b>5</b>	<b>13</b>
Austin Peay		25-60	.417	9-21	.429	22-24	.917	13	19	32	24	16	21	4	13
<b>Southeast Missouri</b>	<b>W, 94-72</b>	<b>35-60</b>	<b>.583</b>	<b>14-25</b>	<b>.560</b>	<b>10-14</b>	<b>.714</b>	<b>12</b>	<b>35</b>	<b>47</b>	<b>15</b>	<b>26</b>	<b>23</b>	<b>3</b>	<b>6</b>
Eastern Kentucky		25-49	.362	11-28	.393	11-17	.647	14	14	28	15	12	13	7	7
<b>Southeast Missouri</b>	<b>L, 65-87</b>	<b>21-55</b>	<b>.382</b>	<b>6-22</b>	<b>.273</b>	<b>17-20</b>	<b>.850</b>	<b>5</b>	<b>25</b>	<b>30</b>	<b>15</b>	<b>15</b>	<b>16</b>	<b>2</b>	<b>8</b>
Eastern Kentucky		31-61	.508	14-23	.609	11-19	.579	8	31	39	18	19	16	5	10
<b>Southeast Missouri</b>	<b>W, 94-88</b>	<b>31-63</b>	<b>.492</b>	<b>12-25</b>	<b>.480</b>	<b>20-27</b>	<b>.741</b>	<b>15</b>	<b>21</b>	<b>36</b>	<b>19</b>	<b>21</b>	<b>14</b>	<b>3</b>	<b>5</b>
Eastern Illinois		33-61	.541	6-17	.353	16-25	.640	13	20	33	26	19	14	3	4
<b>Southeast Missouri</b>	<b>W, 69-63</b>	<b>20-52</b>	<b>.385</b>	<b>8-23</b>	<b>.348</b>	<b>21-30</b>	<b>.700</b>	<b>8</b>	<b>25</b>	<b>33</b>	<b>24</b>	<b>14</b>	<b>8</b>	<b>1</b>	<b>5</b>
SIU Edwardsville		19-50	.380	4-18	.222	21-29	.724	8	27	35	22	10	12	1	3





## 2020-21 Game-by-Game Leaders Summary (# of Games)

### Points

Chris Harris.....	9
Erick Reed, Jr.....	8
Nana Akenten.....	5
DQ Nicholas.....	3
Manny Patterson.....	1
Jordan Love.....	1

### Rebounds

DQ Nicholas.....	9
Nana Akenten.....	7
Nygal Russell.....	5
Nolan Taylor.....	4
Chris Harris.....	2
Manny Patterson.....	1
Jordan Love.....	1
Darrious Agnew.....	1

### Assists

Chris Harris.....	12
DQ Nicholas.....	11
Jordan Love.....	3
Nolan Taylor.....	2
Eric Reed, Jr.....	2
Dylan Branson.....	2
Nygal Russell.....	2
Nana Akenten.....	1

### Blocks

Manny Patterson.....	8
Nana Akenten.....	5
Nate Johnson.....	4
Darrious Agnew.....	3
Nolan Taylor.....	2
DQ Nicholas.....	2
Dylan Branson.....	2
Jordan Love.....	2
Eric Reed, Jr.....	1
Nygal Russell.....	1
Chris Harris.....	1

### Steals

DQ Nicholas.....	9
Jordan Love.....	7
Nygal Russell.....	7
Nana Akenten.....	6
Eric Reed, Jr.....	4
Chris Harris.....	4
Dylan Branson.....	1

### Dunks (# for 2020-21 Season)

Nygal Russell.....	7
Nana Akenten.....	6
Nate Johnson.....	2
Jordan Love.....	1

### Games Played/Started

	2020-21	Career
Nygal Russell	26/8	85/24
DQ Nicholas	26/26	56/45
Jordan Love	20/0	45/4
Darrious Agnew	17/0	39/5
Evan Morrison	5/0	22/0
Chris Harris	25/25	27/25
Nolan Taylor	18/15	18/15
Eric Reed, Jr.	26/21	26/21
Nana Akenten	26/23	26/23
Nate Johnson	24/0	24/0
Dylan Branson	26/2	26/2
Manny Patterson	21/11	21/11
Parker Long	14/0	14/0

## Career Ledger

### Double-Digit Point Games

	2020-21	Career
DQ Nicholas.....	12	21
Chris Harris.....	18	20
Nygal Russell.....	2	13
Eric Reed, Jr.....	12	12
Nana Akenten.....	11	11
Nolan Taylor.....	8	8
Jordan Love.....	4	6
Darrious Agnew.....	3	6
Manny Patterson.....	3	3
Dylan Branson.....	1	1
Nate Johnson.....	1	1

### Double-Digit Rebound Games

	2020-21	Career
Nana Akenten.....	2	2
Nygal Russell.....	1	1
DQ Nicholas.....	1	1

### 20+ Point Games

	2020-21	Career
DQ Nicholas.....	1	4
Eric Reed, Jr.....	3	3
Chris Harris.....	2	2
Manny Patterson.....	1	1
Nygal Russell.....	-	1

### 8+ Rebound Games

	2020-21	Career
Nana Akenten.....	5	5
DQ Nicholas.....	4	4
Nygal Russell.....	3	4
Nolan Taylor.....	2	2

### 5+ Assist Games

	2020-21	Career
Chris Harris.....	8	8
DQ Nicholas.....	7	8
Nygal Russell.....	2	6
Jordan Love.....	-	1
Nolan Taylor.....	1	1
Nana Akenten.....	1	1
Eric Reed, Jr.....	1	1

### 3+ Steal Games

	2020-21	Career
DQ Nicholas.....	3	4
Nygal Russell.....	1	3
Jordan Love.....	3	3
Nana Akenten.....	3	3
Chris Harris.....	3	3
Eric Reed, Jr.....	2	2

### Double-Doubles

	2020-21	Career
Nana Akenten.....	2	2

## SEMO's 2020-21 Record:

At Home.....	7-6
On the Road.....	2-10
At Neutral Sites.....	1-0
In Ohio Valley Conference Games.....	9-11
In November.....	1-0
In December.....	1-6
In January.....	4-4
In February.....	5-5
In March.....	0-0
Leading at the Half.....	7-4
Trailing at the Half.....	4-8
Tied at the Half.....	0-3
In Overtime Games.....	2-3
The Redhawks Score First.....	5-6
In 1-4 Point Games.....	4-3
In 5-9 Point Games.....	5-4
In 10-14 Point Games.....	0-4
In 15+ Point Games.....	2-4
Leading with Five Minutes Left in Regulation.....	7-2
Trailing with Five Minutes Left in Regulation.....	4-13
Tied with Five Minutes Left in Regulation.....	0-0
Scoring Less than 50 Points.....	0-0
Scoring 50-59 Points.....	0-2
Scoring 60-69 Points.....	4-11
Scoring 70-79 Points.....	2-2
Scoring 80-89 Points.....	3-0
Scoring 90-99 Points.....	2-0
Scoring 100 or more Points.....	0-0
Giving up Less Than 50 Points.....	1-0
Giving up 50-59 Points.....	1-0
Giving up 60-69 Points.....	4-5
Giving up 70-79 Points.....	3-6
Giving up 80-89 Points.....	2-4
Giving up 90-99 Points.....	0-0
Giving up 100 or more Points.....	0-0
Shooting 50% or Better from the Field.....	1-0
Shooting Less Than 50% from the Field.....	10-15
Opponent Shoots 50% or Better from the Field.....	2-5
Opponent Shoots Less Than 50% from the Field.....	9-10
Outshooting Opponent.....	6-2
Outshot by Opponent.....	5-13
Field Goal Percentage is Tied.....	0-0
Shooting 50% or Better from 3-Point Range.....	1-1
Shooting Less Than 50% from 3-Point Range.....	10-14
Opponent Shoots 50% or Better from 3-Point Range.....	0-4
Opponent Shoots Less Than 50% from 3-Point Range.....	11-11
Shooting 50% or Better from the Free Throw Line.....	11-14
Shooting Less Than 50% from the Free Throw Line.....	0-1
Opponent Shoots 50% or Better from the Free Throw Line.....	11-14
Opponent Shoots Less Than 50% from the Free Throw Line.....	0-1
Shooting More Free Throws Than Opponent.....	10-5
Shooting Less Free Throws Than Opponent.....	1-9
Free Throws are Tied.....	0-1
Southeast's Starters Outscore Opponent's Starters.....	5-0
Opponent's Starters Outscore Southeast's Starters.....	6-15
Starter Scoring is Tied.....	0-0
Bench Outscores Opponent.....	9-11
Opponent Bench Outscores Southeast.....	2-4
Bench Scoring is Tied.....	0-0
Bench Contributes Double Figures in Points.....	11-15
No Redhawk Players Score Double Figures.....	0-0
Two Redhawk Players Score Double Figures.....	0-7
3+ Redhawk Players Score Double Figures.....	10-6
Outrebounding an Opponent.....	5-10
Opponent Outrebounds Southeast.....	6-5
Rebounds are Tied.....	0-0
Getting 10+ Assists.....	10-10
Getting 10+ Steals.....	5-0
Getting 5+ Blocks.....	3-2
Forcing more Turnovers than Opponent.....	3-4
Committing more Turnovers than Opponent.....	4-9
Turnovers are Tied.....	4-2





## DARRIOUS AGNEW

# 44

**2020-21:** Played in 17 games off the bench...Saw his first action of the season when he logged 12 minutes at Indiana State (12/22)...Made a 3-pointer at Belmont (1/7)...Averages five points per game...Scored a season-high 12 points and made a 3-pointer to send the game to overtime in the Redhawks thrilling win vs. Austin Peay (2/16)...Pulled down a career-high seven rebounds vs. Eastern Kentucky (2/22)...Scored 10 points at Eastern Illinois (2/25).

### Agnew's Game-by-Game Statistics

2020-21	FG	3P	FT	O/D	REB	E	PTS	A	TO	B	S	M
vs. Kansas City	DNP	-	-	-	-	-	-	-	-	-	-	-
Southern Illinois	DNP	-	-	-	-	-	-	-	-	-	-	-
Lipscomb	DNP	-	-	-	-	-	-	-	-	-	-	-
at Lipscomb	DNP	-	-	-	-	-	-	-	-	-	-	-
at Evansville	DNP	-	-	-	-	-	-	-	-	-	-	-
UT Martin	DNP	-	-	-	-	-	-	-	-	-	-	-
at Indiana State	1-2	0-0	0-0	0/2	2	2	2	0	0	1	1	12
at Tennessee Tech	0-1	0-0	0-0	0/0	0	0	0	0	0	0	0	3
Tennessee State	0-0	0-0	1-2	1/1	2	0	1	0	2	0	1	5
at Belmont	1-1	1-1	1-2	0/0	0	2	4	0	1	1	0	4
Morehead State	DNP	-	-	-	-	-	-	-	-	-	-	-
at Tennessee State	DNP	-	-	-	-	-	-	-	-	-	-	-
at Morehead State	DNP	-	-	-	-	-	-	-	-	-	-	-
at UT Martin	1-3	0-1	3-3	0/1	1	1	5	0	0	0	0	9
SIU Edwardsville	0-1	0-0	0-0	0/0	0	1	0	0	0	0	0	3
Eastern Illinois	1-3	0-0	4-4	2/0	2	3	6	0	2	0	0	10
Murray State	2-4	0-0	0-1	1/4	5	0	4	1	0	1	0	19
Tennessee Tech	0-1	0-0	0-0	0/0	0	0	0	0	2	0	0	2
Jacksonville State	0-1	0-0	3-4	1/2	3	2	3	1	0	0	0	6
at Murray State	3-7	0-0	2-6	2/3	5	2	8	0	1	0	0	7
at Austin Peay	4-6	0-0	1-3	4/1	5	0	9	0	0	0	1	17
Austin Peay	4-7	1-1	3-8	3/0	3	4	12	1	0	0	0	21
Eastern Kentucky	1-2	0-0	0-0	1/2	3	1	2	2	1	0	0	15
Eastern Kentucky	4-8	0-0	1-2	2/5	7	0	9	1	0	1	1	12
at Eastern Illinois	5-9	0-1	0-1	2/2	4	1	10	1	1	0	0	16
at SIU Edwardsville	4-6	0-0	2-4	1/4	5	3	10	0	0	1	1	16
Totals	31-62	2-4	21-40	20/27	47	22	85	7	10	5	5	177

\* - Game Started

### 2020-21 Season-Highs

Points.....	12	vs. Austin Peay (2/16/21)
Total Rebounds.....	7	vs. Eastern Kentucky (2/22/21)
Offensive.....	4	at Austin Peay (2/13/21)
Defensive.....	5	vs. Eastern Kentucky (2/22/21)
FG Made.....	5	at Eastern Illinois (2/25/21)
FG Attempted.....	9	at Eastern Illinois (2/25/21)
3-Point FG Made.....	1	2x, last vs. Austin Peay (2/16/21)
3-Point FG Attempted.....	1	4x, last at Eastern Illinois (2/25/21)
FT Made.....	4	vs. Eastern Illinois (1/30/21)
FT Attempted.....	8	vs. Austin Peay (2/16/21)
Assists.....	2	vs. Eastern Kentucky (2/20/21)
Blocks.....	1	6x, last at SIU Edwardsville (2/27/21)
Steals.....	1	5x, last at SIU Edwardsville (2/27/21)
Minutes.....	21	vs. Austin Peay (2/16/21)


### Career-Highs

Points.....	17	at Youngstown State (12/15/19)
Total Rebounds.....	7	vs. Eastern Kentucky (2/22/21)
Offensive.....	4	at Austin Peay (2/13/21)
Defensive.....	5	vs. Eastern Kentucky (2/22/21)
FG Made.....	8	at Youngstown State (12/15/19)
FG Attempted.....	14	at Youngstown State (12/15/19)
3-Point FG Made.....	1	3x, last at Belmont (1/7/21)
3-Point FG Attempted.....	2	vs. Cal State Fullerton (11/27/19)
FT Made.....	5	at Santa Clara (11/29/19)
FT Attempted.....	8	vs. Austin Peay (2/16/21)
Assists.....	4	at Drake (12/7/19)
Blocks.....	1	5x, last at SIU Edwardsville (2/27/21)
Steals.....	2	3x, last at Youngstown State (12/15/19)
Minutes.....	22	vs. Murray State (1/18/20)

### Agnew's Career Statistics at Southeast Missouri

Overall																					
Season	G-GS	Min	Avg	FG-FGA	Pct	3FG-3FGA	Pct	FT-FTA	Pct	Off	Def	Tot	Avg	PF	FO	A	TO	Blk	Stl	Pts	Avg
2019-20	22-5	234	10.6	39-93	.419	2-8	.250	23-35	.657	15	31	46	2.1	35	1	10	20	0	11	103	4.7
2020-21	17-0	187	11.0	31-62	.500	2-4	.500	21-40	.525	20	27	47	2.8	22	0	7	10	5	5	85	5.0
Total	39-5	421	10.8	70-155	.452	4-12	.333	44-75	.587	35	58	93	2.4	57	1	17	30	5	16	188	4.8
Ohio Valley Conference Games Only																					
Season	G-GS	Min	Avg	FG-FGA	Pct	3FG-3FGA	Pct	FT-FTA	Pct	Off	Def	Tot	Avg	PF	FO	A	TO	Blk	Stl	Pts	Avg
2019-20	9-0	59	6.6	5-21	.238	0-1	.000	6-9	.667	3	8	11	1.2	9	1	3	4	0	2	16	1.8
2020-21	16-0	175	10.9	30-60	.500	2-4	.500	21-40	.525	20	25	45	2.8	20	0	7	10	4	4	83	5.2
Total	25-0	234	9.4	35-81	.432	2-5	.400	27-49	.551	23	33	56	2.2	29	1	10	14	4	6	99	4.0





## NANA AKENTEN

# 21

**2020-21:** Ranks third on the team in scoring and first in rebounding with 9.3 points and 5.8 rebounds per game, respectively...Is the Redhawks best free throw shooter (.757, 28-of-37)...Ranks second on the team in 3-point field goals made (51)...Is second on the team with 10 blocks...Ranks 10th in the league in rebounding, 15th in steals (1.2 spg), seventh in 3-point field goals made (2.0 per game), 15th in 3-point field goal percentage (.359) and eighth in defensive rebounds (4.7 per game)...Made a big Southeast Missouri debut when he came off the bench to score 17 points, including 16 in the first half at Kansas City (11/28)...Shot 6-of-12 from the field and finished with a game-high four 3-pointers against the Roos...Had two assists, three steals, two blocks and made a beyond halfcourt shot in that game...Followed that up with eight points and eight rebounds vs. Southern Illinois (12/2)...Scored nine points and had seven rebounds in his first career SEMO start vs. Lipscomb (12/7)...Started 23 games...Scored double figures in 11 contests...Became the first Redhawk to get a double-double in 2020-21 when he scored 20 points and grabbed 11 rebounds at Belmont (1/7)...Leads the team with 32 steals...Made four or more 3-pointers in five games...Had a season-best five steals vs. Eastern Illinois (1/30)...Buried a season-best five threes vs. Eastern Kentucky (2/20)...Leads the team with two double-doubles.

**Nebraska:** Played in 28 games in 2018-19, averaging 4.3 points and 2.5 rebounds per game while being one of the Huskers' first subs off the bench...His two starts came against Oklahoma State and Cal State Fullerton...Ranked sixth on the team with 24 three-pointers and shot 30 percent from long range...Reached double figures three times with a career-high 19 points in 13 minutes against Mississippi Valley State in the season-opener...Made a career-high five 3-pointers in that game, one of four contests with at least three 3-pointers...Had 11 points on 4-of-6 shooting in a win over Missouri State and 11 points on 5-of-7 field goals at #9 Michigan...Scored five or more points 10 times, including three times in Big Ten Conference play...Missed Nebraska's last six games due to a suspension for violation of team rules that led to his decision to transfer on Apr. 17, 2019...Provided depth on the wing as a freshman in 2017-18...Saw action in seven games, tallying seven points and two rebounds in 21 minutes...Made 3-pointers against Marist and Delaware State...Played a season-high six minutes at #3 Michigan State.

### Akenten's Game-by-Game Statistics

2020-21	FG	3P	FT	O/D	REB	E	PTS	A	TO	B	S	M
vs. Kansas City	6-12	4-9	1-2	0/6	6	2	17	2	2	2	3	32
Southern Illinois	3-7	1-4	1-2	1/7	8	5	8	1	5	2	1	32
Lipscomb*	3-10	3-6	0-0	3/4	7	1	9	0	1	0	0	29
at Lipscomb*	1-3	0-2	0-0	1/3	4	2	2	2	2	1	1	22
at Evansville*	4-6	4-4	2-2	3/2	5	3	14	0	1	0	0	28
UT Martin*	2-7	1-5	0-0	0/3	3	2	5	2	1	0	1	30
at Indiana State*	1-5	0-3	2-3	1/3	4	5	4	1	1	0	2	20
at Tennessee Tech*	3-13	2-8	0-0	1/8	9	3	8	2	3	0	0	33
Tennessee State*	1-5	0-4	4-4	0/6	6	3	6	0	3	0	2	37
at Belmont*	7-17	3-11	3-4	1/10	11	3	20	2	1	0	2	35
Morehead State*	5-9	4-7	0-1	2/3	5	2	14	0	3	1	1	28
at Tennessee State*	1-8	0-5	0-0	0/5	5	2	2	1	0	0	1	16
at Morehead State*	2-8	1-7	2-2	1/7	8	3	7	2	2	0	2	27
at UT Martin*	7-11	4-7	0-0	1/6	7	2	18	0	1	0	0	28
SIU Edwardsville*	3-7	3-4	1-2	2/2	4	3	10	1	3	0	2	26
Eastern Illinois*	5-10	3-7	0-0	1/4	5	1	13	2	3	0	5	27
Murray State*	2-7	1-5	0-0	1/1	2	1	5	1	2	0	0	22
Tennessee Tech	2-3	1-1	0-0	0/2	2	2	5	2	0	0	1	20
Jacksonville State*	1-5	1-4	1-2	1/5	6	1	4	0	2	0	2	25
at Murray State*	2-6	1-5	0-0	0/4	4	0	5	1	2	0	1	23
at Austin Peay*	2-5	2-5	0-0	0/6	6	4	6	1	1	1	0	23
Austin Peay*	2-6	1-4	4-4	2/6	8	1	9	1	2	1	4	30
Eastern Kentucky*	5-8	5-7	0-0	2/4	6	3	15	0	7	0	0	22
Eastern Kentucky*	5-11	3-9	0-0	1/6	7	2	13	0	2	0	1	32
at Eastern Illinois*	4-8	3-6	0-0	1/1	2	2	11	1	0	2	0	15
at SIU Edwardsville*	2-7	0-3	7-9	1/9	10	3	11	0	1	0	0	35
Totals	81-204	51-142	28-37	27/123	150	61	241	25	51	10	32	697

\* - Game Started


### 2020-21 Season/Career-Highs

Points .....	20	at Belmont (1/7/21)
Total Rebounds .....	11	at Belmont (1/7/21)
Offensive .....	3	2x, last at Evansville (12/15/20)
Defensive .....	10	at Belmont (1/7/21)
FG Made .....	7	2x, last at UT Martin (1/26/21)
FG Attempted .....	17	at Belmont (1/7/21)
3-Point FG Made .....	5	vs. Eastern Kentucky (2/20/21)
3-Point FG Attempted .....	11	at Belmont (1/7/21)
FT Made .....	7	at SIU Edwardsville (2/27/21)
FT Attempted .....	9	at SIU Edwardsville (2/27/21)
Assists .....	2	7x, last vs. Eastern Illinois (1/30/21)
Blocks .....	2	3x, last at Eastern Illinois (2/25/21)
Steals .....	5	vs. Eastern Illinois (1/30/21)
Minutes .....	37	vs. Tennessee State (1/2/21)

### Akenten's Career Statistics at Southeast Missouri

Overall																					
Season	G-GS	Min	Avg	FG-FGA	Pct	3FG-3FGA	Pct	FT-FTA	Pct	Off	Def	Tot	Avg	PF	FO	A	TO	Blk	Stl	Pts	Avg
2020-21	26-23	697	26.8	81-204	.397	51-142	.359	28-37	.757	27	123	150	5.8	61	2	25	51	10	32	241	9.3
Ohio Valley Conference Games Only																					
Season	G-GS	Min	Avg	FG-FGA	Pct	3FG-3FGA	Pct	FT-FTA	Pct	Off	Def	Tot	Avg	PF	FO	A	TO	Blk	Stl	Pts	Avg
2020-21	20-19	534	26.7	63-161	.391	39-114	.342	22-28	.786	18	98	116	5.8	43	0	19	39	5	25	187	9.4



**DYLAN BRANSON****33**

**2020-21:** Saw limited action off the bench in 24 games...Made two starts...Put up double figures in the scoring column for the first time when he finished with 12 points on three 3-pointers and three free throws at Indiana State (12/22)...Scored the first points of his college career when he finished with two vs. Southern Illinois (12/2)...Also had four rebounds and dished out three assists in eight minutes against the Salukis...Played five minutes in his first career college game at Kansas City (11/28)...Had one steal against the Roos...Logged 13 minutes and scored two points at Lipscomb (12/9)...Splashed in the first 3-pointer of his career at Evansville (12/15)...Made two 3-pointers vs. Morehead State (1/16)...Grabbed a season-best five rebounds at Tennessee State (1/19)...Averages 3.2 points and 2.5 rebounds...Made a 3-pointer in eight contests...Dished out a season-high four assists vs. Murray State (2/1).

**Prep:** Versatile player who attended Mehlville High School where he helped turn around a program that went 9-14 his freshman year...Mehlville claimed two MSHSAA Class 5 District titles along the way...Averaged 16 points, six rebounds and six assists as a senior...Scored double figures 24 times and finished with over 20 points on six occasions that year.

**Personal:** Born October 21, 2001...Majoring in Social Studies...Son of Jeff and Kathleen Branson...Has four siblings, including Christian (brother), King (brother), Davion (brother) and Danielle (sister).

**Branson's Game-by-Game Statistics**

2020-21	FG	3P	FT	O/D	REB	E	PTS	A	TO	B	S	M
vs. Kansas City	0-0	0-0	0-0	0/0	0	1	0	0	2	0	1	5
Southern Illinois	1-3	0-1	0-0	1/3	4	3	2	3	0	0	0	8
Lipscomb	0-1	0-1	0-0	0/0	0	1	0	1	0	0	0	8
at Lipscomb	1-1	0-0	0-0	0/0	0	3	2	1	2	0	0	13
at Evansville	1-1	1-1	0-0	0/0	0	1	3	1	0	0	0	11
UT Martin	0-0	0-0	0-0	0/1	1	1	0	0	0	0	0	7
at Indiana State	3-3	3-3	3-4	1/3	4	2	12	1	4	0	0	20
at Tennessee Tech	1-1	0-0	0-0	0/0	0	1	2	1	2	1	0	11
Tennessee State	0-1	0-0	0-0	1/1	2	5	0	2	1	0	1	22
at Belmont*	0-1	0-1	3-3	2/2	4	0	3	2	1	0	0	18
Morehead State	2-3	2-2	0-0	0/4	4	1	6	0	2	0	1	19
at Tennessee State	1-2	0-0	0-0	4/1	5	3	2	1	1	0	0	20
at Morehead State	1-2	0-1	0-0	0/2	2	5	2	1	1	0	0	13
at UT Martin	1-1	1-1	0-0	1/0	1	0	3	3	0	0	0	15
SIU Edwardsville	2-4	2-2	2-2	0/4	4	1	8	3	1	0	0	23
Eastern Illinois	3-4	1-2	0-0	2/3	5	1	7	1	2	0	0	22
Murray State	0-1	0-1	0-0	1/2	3	1	0	4	3	1	0	20
Tennessee Tech*	0-1	0-0	2-2	0/5	5	1	2	1	1	0	0	20
Jacksonville State	0-0	0-0	0-0	0/3	3	2	0	1	3	0	1	13
at Murray State	2-2	2-2	0-0	0/2	2	2	6	0	1	1	0	16
at Austin Peay	0-1	0-1	0-0	0/0	0	2	0	0	5	0	2	9
Austin Peay	3-6	0-2	0-0	3/1	4	4	6	2	3	0	1	27
Eastern Kentucky	3-6	1-4	0-0	0/3	3	4	7	1	1	1	0	20
Eastern Kentucky	1-4	0-0	2-2	1/0	1	2	4	1	1	0	1	22
at Eastern Illinois	0-0	0-0	0-0	2/2	4	1	10	1	1	0	0	16
at SIU Edwardsville	1-3	1-2	2-2	1/2	3	4	5	1	0	0	0	11
Totals	27-52	14-27	14-15	20/44	64	52	92	33	38	4	8	409

\* - Game Started

**2020-21 Season/Career-Highs**

Points .....	12	at Indiana State (12/22/20)
Total Rebounds .....	5	3x, last vs. Tennessee Tech (2/4/21)
Offensive .....	4	at Tennessee State (1/19/21)
Defensive .....	5	vs. Tennessee Tech (2/4/21)
FG Made .....	3	4x, last vs. Eastern Kentucky (2/20/21)
FG Attempted .....	6	2x, last vs. Eastern Kentucky (2/20/21)
3-Point FG Made .....	3	at Indiana State (12/22/20)
3-Point FG Attempted .....	4	vs. Eastern Kentucky (2/20/21)
FT Made .....	3	2x, last at Belmont (1/7/21)
FT Attempted .....	4	at Indiana State (12/22/20)
Assists .....	4	vs. Murray State (2/1/21)
Blocks .....	1	4x, last vs. Eastern Kentucky (2/20/21)
Steals .....	2	at Austin Peay (2/13/21)
Minutes .....	27	vs. Austin Peay (2/16/21)

**Branson's Career Statistics at Southeast Missouri**

Overall																			
Season	G-GS	Min	Avg	FG-FGA	Pct	3FG-3FGA	Pct	FT-FTA	Pct	Off	Def	Tot	Avg	PF	FO	A	TO	Blk	Stl
2020-21	26-2	411	15.8	27-52	.519	14-27	.519	14-15	.933	20	44	64	2.5	52	2	33	39	4	8
Ohio Valley Conference Games Only																			
Season	G-GS	Min	Avg	FG-FGA	Pct	3FG-3FGA	Pct	FT-FTA	Pct	Off	Def	Tot	Avg	PF	FO	A	TO	Blk	Stl
2020-21	20-2	346	17.3	21-43	.488	10-21	.476	11-11	1.000	18	38	56	2.8	41	2	26	31	4	7
													Pts	Avg					
													82	3.2					





## CHRIS HARRIS

# 5

### Harris' Game-by-Game Statistics

2020-21	FG	3P	FT	O/D	REB	E	PTS	A	TO	B	S	M
vs. Kansas City*	5-9	3-6	5-11	1/2	3	1	18	4	4	0	0	35
Southern Illinois*	6-15	1-6	2-2	1/0	1	5	15	5	2	0	1	22
Lipscomb*	7-13	3-7	2-2	0/0	0	0	19	3	2	0	1	30
at Lipscomb*	7-17	4-8	3-8	0/2	2	2	21	0	4	0	0	35
at Evansville*	1-9	0-3	2-3	0/2	2	4	4	0	4	0	0	25
UT Martin*	7-14	2-5	7-10	0/1	1	2	23	1	3	0	0	32
at Indiana State*	5-12	1-4	5-7	1/5	6	1	16	2	2	0	0	36
at Tennessee Tech*	3-9	2-4	3-4	0/3	3	2	11	2	3	0	0	24
Tennessee State*	4-18	3-10	6-7	0/1	1	4	17	1	1	2	1	43
at Belmont	DNP	-	-	-	-	-	-	-	-	-	-	-
Morehead State*	2-10	1-6	0-0	0/2	2	1	5	3	0	0	2	28
at Tennessee State*	3-8	1-4	10-12	0/5	5	2	17	3	3	0	0	33
at Morehead State*	1-12	1-8	7-8	0/3	3	4	10	2	1	0	0	29
at UT Martin*	4-7	3-6	1-1	0/2	2	1	12	4	5	0	0	29
SIU Edwardsville*	2-9	0-5	3-4	1/4	5	2	7	3	2	0	1	26
Eastern Illinois*	5-7	1-2	0-0	0/4	4	2	11	5	2	0	5	25
Murray State*	2-8	0-5	6-6	0/0	0	0	10	2	0	0	1	25
Tennessee Tech*	3-5	2-2	5-5	0/0	0	3	13	5	5	0	0	30
Jacksonville State*	0-9	0-5	2-2	0/1	1	1	2	1	2	0	0	25
at Murray State*	1-7	0-4	0-0	0/1	1	1	2	2	2	0	2	23
at Austin Peay*	3-10	1-5	2-2	1/0	1	2	9	2	2	0	1	29
Austin Peay*	3-8	0-4	8-12	0/4	4	1	14	6	3	0	3	39
Eastern Kentucky*	6-8	4-5	2-4	0/2	2	1	18	7	3	0	0	33
Eastern Kentucky*	4-10	2-6	5-5	0/2	2	2	15	7	4	0	4	32
at Eastern Illinois*	2-10	0-5	3-4	0/4	4	1	7	9	2	0	1	35
at SIU Edwardsville*	4-9	2-4	6-10	2/2	4	3	16	5	3	0	2	34
Totals	90-253	37-123	95-129	7/52	59	48	312	84	64	2	25	757

\* - Game Started

**2020-21:** Missed one game at Belmont (1/7) due to a thumb injury...Leads the Redhawks in scoring (12.5 ppg) and is second in field goals made (90) through 25 starts...Is third on the team in 3-point field goals made (37)...Ranks 16th in the Ohio Valley Conference in scoring...Is second on the team and 12th in the conference in free throw percentage (.736)...Also ranks 14th in assists (3.4 per game), 14th in 3-point field goals made (1.5)...13th in assist/turnover ratio (1.3) and 12th among league foes in minutes played (30.3 mpg)...Became the first Redhawk to score 20 points this season when he dropped in 21 at Lipscomb (12/9)...Poured in a career-high 23 points and made the game-tying 3-pointer with eight seconds left vs. UT Martin (12/18)...Scored 19 points vs. Lipscomb (12/7)...Scored 18 points and played 35 minutes at Kansas City (11/28)...Made five free throws, buried three 3-pointers, grabbed three rebounds and dished out four assists in the Redhawks season-opener...Added 15 points and had five assists vs. Southern Illinois (12/2)...Scored double figures in 19 of his 25 career games...Finished as the Redhawks top scorer in nine contests...Buried multiple 3-pointers in 10 of his starts...Made two big free throws in the final 14 seconds and scored 17 points at Tennessee State (1/19)...Scored double figures 18 times.

### 2020-21 Season-Highs

Points .....	23	vs. UT Martin (12/18/20)
Total Rebounds .....	6	at Indiana State (12/22/20)
Offensive .....	2	at SIU Edwardsville (2/27/21)
Defensive .....	5	2x, last at Tennessee State (1/19/21)
FG Made .....	7	3x, last vs. UT Martin (12/18/20)
FG Attempted .....	18	vs. Tennessee State (1/2/21)
3-Point FG Made .....	4	2x, last vs. Eastern Kentucky (2/20/21)
3-Point FG Attempted .....	10	vs. Tennessee State (1/2/21)
FT Made .....	10	2x, last at SIU Edwardsville (2/27/21)
FT Attempted .....	12	2x, last vs. Austin Peay (2/16/21)
Assists .....	9	at Eastern Illinois (2/25/21)
Blocks .....	2	vs. Tennessee State (1/2/21)
Steals .....	4	vs. Eastern Kentucky (2/22/21)
Minutes .....	43	vs. Tennessee State (1/2/21)

### Career-Highs

Points .....	23	vs. UT Martin (12/18/20)
Total Rebounds .....	6	at Indiana State (12/22/20)
Offensive .....	2	at SIU Edwardsville (2/27/21)
Defensive .....	5	3x, last at Tennessee State (1/19/21)
FG Made .....	7	3x, last vs. UT Martin (12/18/20)
FG Attempted .....	18	vs. Tennessee State (1/2/21)
3-Point FG Made .....	4	2x, last vs. Eastern Kentucky (2/20/21)
3-Point FG Attempted .....	10	vs. Tennessee State (1/2/21)
FT Made .....	10	at Tennessee State (1/19/21)
FT Attempted .....	12	2x, last vs. Austin Peay (2/16/21)
Assists .....	9	at Eastern Illinois (2/25/21)
Blocks .....	2	vs. Tennessee State (1/2/21)
Steals .....	4	vs. Eastern Kentucky (2/22/21)
Minutes .....	43	vs. Tennessee State (1/2/21)

### Harris' Career Statistics at Southeast Missouri


Overall

Season	G-GS	Min	Avg	FG-FGA	Pct	3FG-3FGA	Pct	FT-FTA	Pct	Off	Def	Tot	Avg	PF	FO	A	TO	Blk	Stl	Pts	Avg
2019-20	2-0	74	37.0	9-15	.600	5-7	.714	8-10	.800	0	6	6	3.0	5	0	2	5	1	0	31	15.5
2020-21	25-25	757	30.3	90-253	.356	37-129	.287	95-129	.736	7	52	59	2.4	48	1	84	64	2	25	312	12.5
Total	27-25	811	30.0	99-268	.369	42-136	.309	103-139	.741	7	58	65	2.4	53	1	86	69	3	25	343	12.7

Ohio Valley Conference Games Only

Season	G-GS	Min	Avg	FG-FGA	Pct	3FG-3FGA	Pct	FT-FTA	Pct	Off	Def	Tot	Avg	PF	FO	A	TO	Blk	Stl	Pts	Avg
2020-21	19-19	574	30.2	59-178	.331	25-95	.263	76-96	.792	4	41	45	2.4	35	0	70	46	2	23	219	11.5





## NATE JOHNSON

# 14

**2020-21:** Was sick and did not play at Murray State (2/12) and at Austin Peay (2/13)...Saw action in 23 games off the bench...Averages 2.7 points and 2.2 rebounds per contest...Scored his first career points as a Redhawk vs. Southern Illinois (12/2)...Scored seven points vs. Eastern Illinois (1/30)...Grabbed a season-best five rebounds at Lipscomb (12/9)...Pulled down four rebounds, dished out two assists and had one block in 14 minutes at Kansas City (11/28), his first NCAA Division I appearance...Finished with two points and five rebounds at Lipscomb (12/9)...Ranks second on the team with 10 blocks...Posted a season-high three blocks vs. Murray State (2/1)...Scored a season-high 10 points for the first double-digit game of his career at Eastern Illinois (2/25).

**Seminole State College:** Spent the 2019-20 campaign at Seminole State College in Oklahoma...Was his team's top scorer and rebounder with a near double-double 12.3 points and nine rebounds per game...Also led the team in field goal percentage (.577) and blocks (25).

**St. Petersburg College:** Played his freshman season at St. Petersburg College in 2018-19...Averaged six points and five rebounds that year.

**Prep:** Played power forward at American Heritage High School.

**Personal:** Born February 5, 2000...Majoring in Psychology...Son of Wilt Johnson and Debbie Sinclair...Siblings are Chad Graham (brother), Armani Jackson (step brother) and Chanel Jackson (step sister).

## Johnson's Game-by-Game Statistics

2020-21	FG	3P	FT	O/D	REB	E	PTS	A	TO	B	S	M
vs. Kansas City	0-0	0-0	0-1	1/3	4	2	0	2	0	1	0	14
Southern Illinois	3-5	0-0	0-0	1/2	3	0	6	1	0	2	0	14
Lipscomb	1-1	0-0	0-0	1/3	4	1	2	0	1	0	0	12
at Lipscomb	1-3	0-0	0-0	3/2	5	1	2	1	0	0	0	10
at Evansville	2-3	0-0	2-2	3/0	3	3	6	0	0	0	0	15
UT Martin	1-2	0-0	0-1	0/2	2	1	2	0	0	1	0	9
at Indiana State	0-0	0-0	0-0	0/0	0	1	0	0	1	0	0	1
at Tennessee Tech	0-0	0-0	0-0	0/0	0	0	0	0	0	0	0	3
Tennessee State	1-1	0-0	0-0	1/0	1	0	2	0	0	0	1	7
at Belmont	1-2	0-0	0-2	2/1	3	3	2	0	1	1	0	7
Morehead State	0-1	0-0	0-1	0/0	0	3	0	0	0	0	0	7
at Tennessee State	0-1	0-0	0-0	0/1	1	2	0	0	0	0	1	5
at Morehead State	1-2	0-0	0-0	0/1	1	0	2	0	1	0	0	7
at UT Martin	2-4	0-0	1-3	1/0	1	1	5	0	0	0	0	6
SIU Edwardsville	1-1	0-0	1-2	0/3	3	1	3	1	1	0	0	6
Eastern Illinois	3-3	0-0	1-2	0/3	3	1	7	0	1	0	1	14
Murray State	1-1	0-0	0-0	0/1	1	1	2	1	0	3	0	10
Tennessee Tech	1-1	0-0	0-1	2/1	3	1	2	0	2	1	0	12
Jacksonville State	1-4	0-0	2-3	1/1	2	2	4	0	2	0	0	14
at Murray State	DNP	-	-	-	-	-	-	-	-	-	-	-
at Austin Peay	DNP	-	-	-	-	-	-	-	-	-	-	-
Austin Peay	1-1	0-0	1-2	1/4	5	3	3	0	3	0	0	8
Eastern Kentucky	2-4	0-0	0-0	1/1	2	1	4	0	1	0	1	7
Eastern Kentucky	0-1	0-0	1-2	0/0	0	1	1	0	0	0	0	4
at Eastern Illinois	5-10	0-0	0-0	2/2	4	3	10	0	1	1	0	15
at SIU Edwardsville	0-2	0-0	0-0	0/1	1	0	0	1	1	0	0	8
Totals	28-53	0-0	9-23	20/32	52	27	65	7	16	10	4	215

\* - Game Started

## 2020-21 Season/Career-Highs

Points .....	10	at Eastern Illinois (2/25/21)
Total Rebounds .....	5	2x, last vs. Austin Peay (2/16/21)
Offensive .....	3	2x, last at Evansville (12/15/20)
Defensive .....	4	vs. Austin Peay (2/16/21)
FG Made .....	5	at Eastern Illinois (2/25/21)
FG Attempted .....	10	at Eastern Illinois (2/25/21)
3-Point FG Made .....	-	-
3-Point FG Attempted .....	-	-
FT Made .....	2	2x, last vs. Jacksonville State (2/6/21)
FT Attempted .....	3	2x, last vs. Jacksonville State (2/6/21)
Assists .....	2	vs. Kansas City (11/28/20)
Blocks .....	3	vs. Murray State (2/1/21)
Steals .....	1	4x, last vs. Eastern Kentucky (2/20/21)
Minutes .....	15	2x, last at Eastern Illinois (2/25/21)

## Johnson's Career Statistics at Southeast Missouri

Overall																			
Season	G-GS	Min	Avg	FG-FGA	Pct	3FG-3FGA	Pct	FT-FTA	Pct	Off	Def	Tot	Avg	PF	FO	A	TO	Blk	Stl
2020-21	24-0	215	9.0	28-53	.528	0-0	.000	9-22	.409	20	32	52	2.2	32	0	7	16	10	4
Ohio Valley Conference Games Only																			
Season	G-GS	Min	Avg	FG-FGA	Pct	3FG-3FGA	Pct	FT-FTA	Pct	Off	Def	Tot	Avg	PF	FO	A	TO	Blk	Stl
2020-21	18-0	149	8.3	21-41	.512	0-0	.000	7-19	.368	11	22	33	1.8	24	0	3	14	7	4
													Pts	Avg					
													65	2.7					





**PARKER LONG**

**13**

**2020-21:** Was ruled eligible to play by the NCAA on Jan. 14...Logged six minutes in his first NCAA Division I game off the bench vs. Morehead State (1/16)...Saw action in 14 games...Had four rebounds in five minutes vs. Eastern Illinois (1/30)...Scored his first career points on a 3-pointer vs. Murray State (2/1)...Also made a 3-pointer vs. Tennessee Tech (2/4)...Finished with a season-high five points at Eastern Illinois (2/25).

**Maryville University:** Played his freshman year at NCAA Division II member Maryville University in 2019-20...Led the Saints with 13.1 points per game, shot 42percent from the field, 79 percent at the free throw line and 40 percent from 3-point range...Dished out a team-high 100 assists for an average of nearly four per game (3.9).

**Prep:** Went to nearby Sikeston High School...Averaged 12.1 points, 6.5 assists and posted a 3.5-to-1 assist-to-turnover ratio as a senior...Shot 51 percent from the field and made 39 three-pointers at a 46 percent clip...In only two seasons at Sikeston High School, he dished out 281 assists...Earned SEMO All-Conference and All-District accolades his senior year.

**Personal:** Born July 30, 2000...Majoring in Psychology...Son of Carter and Angie Long...Played basketball with his twin brother, Owen, at Maryville University...Entered the transfer portal after Marc Striker was relieved of his duties as head coach.

### Long's Game-by-Game Statistics

2020-21	FG	3P	FT	O/D	REB	E	PTS	A	TO	B	S	M
vs. Kansas City	DNP	-	-	-	-	-	-	-	-	-	-	-
Southern Illinois	DNP	-	-	-	-	-	-	-	-	-	-	-
Lipscomb	DNP	-	-	-	-	-	-	-	-	-	-	-
at Lipscomb	DNP	-	-	-	-	-	-	-	-	-	-	-
at Evansville	DNP	-	-	-	-	-	-	-	-	-	-	-
UT Martin	DNP	-	-	-	-	-	-	-	-	-	-	-
at Indiana State	DNP	-	-	-	-	-	-	-	-	-	-	-
at Tennessee Tech	DNP	-	-	-	-	-	-	-	-	-	-	-
Tennessee State	DNP	-	-	-	-	-	-	-	-	-	-	-
at Belmont	DNP	-	-	-	-	-	-	-	-	-	-	-
Morehead State	0-0	0-0	0-0	0/0	0	0	0	0	1	0	0	6
at Tennessee State	DNP	-	-	-	-	-	-	-	-	-	-	-
at Morehead State	DNP	-	-	-	-	-	-	-	-	-	-	-
at UT Martin	0-0	0-0	0-0	0/0	0	0	0	0	0	0	1	2
SIU Edwardsville	0-0	0-0	0-0	0/0	0	0	0	0	0	0	0	3
Eastern Illinois	0-1	0-0	0-0	2/2	4	0	0	1	0	0	0	5
Murray State	1-1	1-1	0-0	0/0	0	0	3	0	1	0	0	6
Tennessee Tech	1-2	1-2	0-0	0/0	0	2	3	0	0	0	0	7
Jacksonville State	0-0	0-0	0-0	0/0	0	0	0	0	0	0	0	4
at Murray State	0-0	0-0	0-0	0/0	0	0	0	0	0	0	0	6
at Austin Peay	0-0	0-0	0-0	0/1	1	0	0	0	0	0	0	8
Austin Peay	0-0	0-0	0-0	0/0	0	1	0	0	0	0	0	2
Eastern Kentucky	0-0	0-0	0-0	0/1	1	0	0	0	1	0	0	2
Eastern Kentucky	0-0	0-0	0-0	0/0	0	0	0	0	0	0	0	1
at Eastern Illinois	2-2	1-1	0-0	1/1	2	2	5	1	0	0	1	10
at SIU Edwardsville	0-0	0-0	0-0	0/0	0	0	0	0	0	0	0	3
Totals	4-6	3-4	0-0	3/5	8	5	11	2	3	0	2	65

\* - Game Started


### 2020-21 Season/Career-Highs

Points .....	5	at Eastern Illinois (2/25/21)
Total Rebounds .....	4	vs. Eastern Illinois (1/30/21)
Offensive .....	2	vs. Eastern Illinois (1/30/21)
Defensive .....	2	vs. Eastern Illinois (1/30/21)
FG Made .....	2	at Eastern Illinois (2/25/21)
FG Attempted .....	2	2x, last at Eastern Illinois (2/25/21)
3-Point FG Made .....	1	3x, last at Eastern Illinois (2/25/21)
3-Point FG Attempted .....	2	vs. Tennessee Tech (2/4/21)
FT Made .....	-	-
FT Attempted .....	-	-
Assists .....	1	2x, last at Eastern Illinois (2/25/21)
Blocks .....	-	-
Steals .....	1	2x, last at Eastern Illinois (2/25/21)
Minutes .....	10	at Eastern Illinois (2/25/21)

### Long's Career Statistics at Southeast Missouri

Overall																					
Season	G-GS	Min	Avg	FG-FGA	Pct	3FG-3FGA	Pct	FT-FTA	Pct	Off	Def	Tot	Avg	PF	FO	A	TO	Blk	Stl	Pts	Avg
2020-21	14-0	65	4.6	4-6	.667	3-4	.750	0-0	.000	3	5	8	0.6	5	0	2	3	0	2	11	0.8
Ohio Valley Conference Games Only																					
Season	G-GS	Min	Avg	FG-FGA	Pct	3FG-3FGA	Pct	FT-FTA	Pct	Off	Def	Tot	Avg	PF	FO	A	TO	Blk	Stl	Pts	Avg
2020-21	14-0	65	4.6	4-6	.667	3-4	.750	0-0	.000	3	5	8	0.6	5	0	2	3	0	2	11	0.8





## JORDAN LOVE

# 2

**2020-21:** Did not play the last six games due to a Achilles injury...Posted double figures in the scoring column for the first time this season when he had 10 points vs. Southern Illinois (12/2)...Averages six points and 2.6 rebounds in 20 games off the bench...Finished with a career-high four steals and scored four points in 27 minutes at Kansas City (11/28)...Scored a big basket to give the Redhawks a six-point lead with 2:24 left in their win over Lipscomb (12/7)...Made 4-of-6 free throws, scored eight points and pulled down five rebounds at Lipscomb (12/9)...Knocked down a career-high three 3-pointers vs. UT Martin (12/18)...Ranks secon on the team in steals (23) and third in assists (37)...Scored a season-high 12 points and dished out a career-high six assists at Belmont (1/7)...Pulled down a career-high six rebounds vs. Eastern Illinois (1/30)...Dropped in a season-high 14 points, all of which came in the second half, vs. Tennessee Tech (2/4)...Made a career-best 7-of-7 free throws in that game...Scored double figures in two of his last three games.

### Love's Game-by-Game Statistics

2020-21	FG	3P	FT	O/D	REB	E	PTS	A	TO	B	S	M
vs. Kansas City	2-6	0-1	0-3	0/3	3	0	4	3	1	0	4	27
Southern Illinois	4-5	1-1	1-4	0/3	3	1	10	3	2	1	1	19
Lipscomb	1-3	0-1	0-0	0/2	2	0	2	4	0	0	0	21
at Lipscomb	2-6	0-1	4-6	1/4	5	2	8	2	1	0	2	29
at Evansville	1-6	0-0	1-2	1/1	2	3	3	2	2	0	1	25
UT Martin	3-7	3-6	0-0	1/1	2	2	9	2	2	0	1	19
at Indiana State	0-4	0-0	1-2	0/2	2	0	1	1	0	0	0	18
at Tennessee Tech	1-1	0-0	1-2	0/3	3	0	3	1	2	0	2	13
Tennessee State	1-3	0-0	2-3	1/1	2	0	4	0	0	1	0	12
at Belmont	5-8	0-1	2-2	0/4	4	0	12	6	1	0	0	26
Morehead State	3-5	0-1	0-0	0/3	3	2	6	0	2	0	1	18
at Tennessee State	2-7	0-0	1-1	2/0	2	0	5	0	1	0	2	14
at Morehead State	0-0	0-0	0-0	0/0	0	2	0	0	0	0	0	8
at UT Martin	1-3	0-1	2-2	0/1	1	2	4	1	1	0	2	13
SIU Edwardsville	1-5	1-2	0-2	2/2	4	0	3	2	1	1	4	21
Eastern Illinois	2-8	0-2	1-3	2/4	6	0	5	3	0	0	0	16
Murray State	3-7	2-4	0-0	0/0	0	0	8	1	1	0	0	22
Tennessee Tech	3-6	1-3	7-7	0/2	2	2	14	2	1	0	0	21
Jacksonville State	3-4	1-2	1-5	0/0	0	0	8	2	1	0	0	23
at Murray State	3-8	1-2	4-4	1/4	5	0	11	2	3	1	3	21
at Austin Peay	DNP	-	-	-	-	-	-	-	-	-	-	-
Austin Peay	DNP	-	-	-	-	-	-	-	-	-	-	-
Eastern Kentucky	DNP	-	-	-	-	-	-	-	-	-	-	-
Eastern Kentucky	DNP	-	-	-	-	-	-	-	-	-	-	-
at Eastern Illinois	DNP	-	-	-	-	-	-	-	-	-	-	-
at SIU Edwardsville	DNP	-	-	-	-	-	-	-	-	-	-	-
Totals	40-102	10-28	28-48	11/40	51	16	120	37	22	5	23	386

\* - Game Started

### 2020-21 Season/Career-Highs

Points.....14	vs. Tennessee Tech (2/4/21)
Total Rebounds.....6	vs. Eastern Illinois (1/30/21)
Offensive.....2	3x, last vs. Eastern Illinois (1/30/21)
Defensive.....4	4x, last at Murray State (2/12/21)
FG Made.....5	at Belmont (1/7/21)
FG Attempted.....8	3x, last at Murray State (2/12/21)
3-Point FG Made.....3	vs. UT Martin (12/18/20)
3-Point FG Attempted.....6	vs. UT Martin (12/18/20)
FT Made.....7	vs. Tennessee Tech (2/4/21)
FT Attempted.....7	vs. Tennessee Tech (2/4/21)
Assists.....6	at Belmont (1/7/21)
Blocks.....1	3x, last at Murray State (2/12/21)
Steals.....4	2x, last vs. SIUE (1/28/21)
Minutes.....29	at Lipscomb (12/9/20)


### Career-Highs

Points.....14	2x, last vs. Tennessee Tech (2/4/21)
Total Rebounds.....6	vs. Eastern Illinois (1/30/21)
Offensive.....2	6x, last vs. Eastern Illinois (1/30/21)
Defensive.....4	4x, last at Murray State (2/12/21)
FG Made.....5	at Belmont (1/7/21)
FG Attempted.....11	2x, last at Eastern Kentucky (2/1/20)
3-Point FG Made.....3	vs. UT Martin (12/18/20)
3-Point FG Attempted.....6	2x, last vs. UT Martin (12/18/20)
FT Made.....7	vs. Tennessee Tech (2/4/21)
FT Attempted.....7	vs. Tennessee Tech (2/4/21)
Assists.....6	at Belmont (1/7/21)
Blocks.....1	6x, last at Murray State (2/12/21)
Steals.....4	2x, last vs. SIUE (1/28/21)
Minutes.....30	at Eastern Kentucky (2/1/20)

### Love's Career Statistics at Southeast Missouri

Overall																			
Season	G-GS	Min	Avg	FG-FGA	Pct	3FG-3FGA	Pct	FT-FTA	Pct	Off	Def	Tot	Avg	PF	FO	A	TO	Blk	Stl
2019-20	25-4	313	12.5	28-82	.341	5-20	.250	18-31	.581	11	25	36	1.4	20	0	17	24	2	7
2020-21	20-0	386	19.3	41-102	.402	10-28	.357	28-48	.583	11	40	51	2.6	16	0	37	22	4	23
Total	45-4	699	15.5	69-184	.375	15-48	.313	46-79	.582	22	65	87	1.9	36	0	54	46	6	30
Ohio Valley Conference Games Only																			
Season	G-GS	Min	Avg	FG-FGA	Pct	3FG-3FGA	Pct	FT-FTA	Pct	Off	Def	Tot	Avg	PF	FO	A	TO	Blk	Stl
2019-20	17-4	258	15.2	24-70	.343	4-16	.250	17-27	.630	11	17	28	1.6	18	0	17	22	2	5
2020-21	14-0	247	17.6	31-72	.431	9-24	.375	21-31	.677	9	25	34	2.4	10	0	22	16	3	15
Total	31-4	505	16.3	55-142	.387	13-40	.325	38-58	.655	20	42	62	2.0	28	0	39	38	5	20



**EVAN MORRISON****12****Morrison's Game-by-Game Statistics**

2020-21	FG	3P	FT	O/D	REB	E	PTS	A	TO	B	S	M
vs. Kansas City	DNP	-	-	-	-	-	-	-	-	-	-	-
Southern Illinois	DNP	-	-	-	-	-	-	-	-	-	-	-
Lipscomb	DNP	-	-	-	-	-	-	-	-	-	-	-
at Lipscomb	DNP	-	-	-	-	-	-	-	-	-	-	-
at Evansville	DNP	-	-	-	-	-	-	-	-	-	-	-
UT Martin	DNP	-	-	-	-	-	-	-	-	-	-	-
at Indiana State	DNP	-	-	-	-	-	-	-	-	-	-	-
at Tennessee Tech	DNP	-	-	-	-	-	-	-	-	-	-	-
Tennessee State	DNP	-	-	-	-	-	-	-	-	-	-	-
at Belmont	DNP	-	-	-	-	-	-	-	-	-	-	-
Morehead State	DNP	-	-	-	-	-	-	-	-	-	-	-
at Tennessee State	DNP	-	-	-	-	-	-	-	-	-	-	-
at Morehead State	DNP	-	-	-	-	-	-	-	-	-	-	-
at UT Martin	DNP	-	-	-	-	-	-	-	-	-	-	-
SIU Edwardsville	DNP	-	-	-	-	-	-	-	-	-	-	-
Eastern Illinois	0-4	0-2	0-0	0/0	0	0	0	0	0	0	0	5
Murray State	DNP	-	-	-	-	-	-	-	-	-	-	-
Tennessee Tech	DNP	-	-	-	-	-	-	-	-	-	-	-
Jacksonville State	DNP	-	-	-	-	-	-	-	-	-	-	-
at Murray State	0-1	0-0	0-0	1/1	2	0	0	0	0	0	0	2
at Austin Peay	0-0	0-0	0-0	0/0	0	0	0	0	0	0	0	0+
Austin Peay	DNP	-	-	-	-	-	-	-	-	-	-	-
Eastern Kentucky	1-2	1-1	0-0	0/0	0	0	3	0	1	0	0	2
Eastern Kentucky	0-0	0-0	0-0	0/0	0	0	0	1	0	0	1	1
at Eastern Illinois	DNP	-	-	-	-	-	-	-	-	-	-	-
at SIU Edwardsville	DNP	-	-	-	-	-	-	-	-	-	-	-
Totals	1-7	1-3	0-0	1/1	2	0	3	1	1	0	1	10

\* - Game Started

**2020-21 Season-Highs**

Points.....	3	vs. Eastern Kentucky (2/20/21)
Total Rebounds.....	2	at Murray State (2/12/21)
Offensive.....	1	at Murray State (2/12/21)
Defensive.....	1	at Murray State (2/12/21)
FG Made.....	1	vs. Eastern Kentucky (2/20/21)
FG Attempted.....	4	vs. Eastern Illinois (1/30/21)
3-Point FG Made.....	1	vs. Eastern Kentucky (2/20/21)
3-Point FG Attempted.....	2	vs. Eastern Illinois (1/30/21)
FT Made.....	-	-
FT Attempted.....	-	-
Assists.....	1	vs. Eastern Kentucky (2/22/21)
Blocks.....	-	-
Steals.....	1	vs. Eastern Kentucky (2/22/21)
Minutes.....	5	vs. Eastern Illinois (1/30/21)

**Career-Highs**

Points.....	3	4x, last vs. Eastern Kentucky (2/20/21)
Total Rebounds.....	3	at Morehead State (1/30/20)
Offensive.....	2	at Morehead State (1/30/20)
Defensive.....	2	at SIU Edwardsville (1/23/20)
FG Made.....	1	4x, last vs. Eastern Kentucky (2/20/21)
FG Attempted.....	4	vs. Eastern Illinois (1/30/21)
3-Point FG Made.....	1	4x, last vs. Eastern Kentucky (2/20/21)
3-Point FG Attempted.....	2	3x, last vs. Eastern Illinois (1/30/21)
FT Made.....	-	-
FT Attempted.....	-	-
Assists.....	1	2x, last vs. Eastern Kentucky (2/22/21)
Blocks.....	-	-
Steals.....	1	3x, last vs. Eastern Kentucky (2/22/21)
Minutes.....	18	at Morehead State (1/30/20)

**Morrison's Career Statistics at Southeast Missouri**


Overall

Season	G-GS	Min	Avg	FG-FGA	Pct	3FG-3FGA	Pct	FT-FTA	Pct	Off	Def	Tot	Avg	PF	FO	A	TO	Blk	Stl	Pts	Avg
2019-20	17-0	90	5.3	4-14	.286	3-11	.273	0-0	.000	2	4	6	0.4	5	0	1	1	0	2	11	0.6
2020-21	5-0	10	2.0	1-7	.143	1-3	.333	0-0	.000	1	1	2	0.4	0	0	1	1	0	1	3	0.6
Total	22-0	100	4.5	5-21	.238	4-14	.286	0-0	.000	3	5	8	0.4	5	0	2	2	0	3	14	0.6

Ohio Valley Conference Games Only

Season	G-GS	Min	Avg	FG-FGA	Pct	3FG-3FGA	Pct	FT-FTA	Pct	Off	Def	Tot	Avg	PF	FO	A	TO	Blk	Stl	Pts	Avg
2019-20	11-0	68	6.2	2-9	.222	1-7	.143	0-0	.000	2	3	5	0.5	4	0	1	1	0	1	5	0.5
2020-21	5-0	10	2.0	1-7	.143	1-3	.333	0-0	.000	1	1	2	0.4	0	0	1	1	0	1	3	0.6
Total	16-0	78	4.9	3-16	.188	2-10	.200	0-0	.000	3	4	7	0.4	4	0	2	2	0	2	8	0.5



**DQ NICHOLAS****11**

**2020-21:** Is averaging 9.1 points and 4.6 rebounds per game, and is fourth on the team in scoring through 26 starts...Ranks second on the team with 29 steals and tops the Redhawks with 85 assists...Notched a season-high 21 points and made a career-best 17-of-19 free throws vs. Tennessee State (1/2)...Scored 17 points on 5-of-12 field goals and a near-perfect 6-of-7 free throws at Lipscomb (12/9)...Scored eight points and went a perfect 4-of-4 at the free throw line in 20 minutes at Kansas City (11/28)...Finished with seven points vs. Southern Illinois (12/2)...Put up double figures in the scoring column for the first time this season with 12 points vs. Lipscomb (12/7)...Ranks 15th in the Ohio Valley Conference in defensive rebounds (4.1) and 16th in minutes played (29.8 per game)...Pulled down a career-high 10 rebounds vs. Eastern Kentucky (2/20)...Dished out a career-high eight assists at Tennessee Tech (12/30)...Scored double figures 10 times...Made the game-tying 3-pointer vs. SIUE (1/28)...Led the team in rebounding five times and is the Redhawks second-leading rebounder with 4.7 per game.

**Nicholas' Game-by-Game Statistics**

2020-21	FG	3P	FT	O/D	REB	E	PTS	A	TO	B	S	M
vs. Kansas City*	2-3	0-1	4-4	0/1	1	5	8	0	4	0	1	20
Southern Illinois*	2-12	0-1	3-5	0/3	3	3	7	4	2	0	0	32
Lipscomb*	4-10	1-4	3-4	1/2	3	4	12	5	2	0	3	29
at Lipscomb*	5-12	1-3	6-7	1/4	5	2	17	1	6	1	1	37
at Evansville*	1-5	0-2	0-0	0/7	7	5	2	4	3	0	1	26
UT Martin*	5-7	1-2	0-0	0/6	6	2	11	4	3	1	2	32
at Indiana State*	3-7	0-1	3-5	0/1	1	4	9	1	5	0	2	26
at Tennessee Tech*	3-8	0-1	2-4	1/3	4	2	8	8	4	0	1	31
Tennessee State*	2-10	0-4	17-19	0/7	7	4	21	5	5	0	3	44
at Belmont*	0-7	0-3	2-2	1/1	2	0	2	2	3	0	1	24
Morehead State*	0-1	0-0	2-5	0/3	3	1	2	2	3	0	0	24
at Tennessee State*	4-8	3-6	0-2	0/7	7	4	11	2	4	0	2	32
at Morehead State*	5-9	3-5	4-7	1/3	4	1	17	3	2	0	1	36
at UT Martin*	2-4	0-0	1-2	1/8	9	2	5	6	2	0	1	32
SIU Edwardsville*	2-6	1-3	2-5	2/5	7	3	7	2	3	0	0	26
Eastern Illinois*	3-5	0-1	4-4	1/7	8	0	10	5	1	0	0	27
Murray State*	4-8	0-1	3-4	1/8	9	3	11	1	3	0	1	29
Tennessee Tech*	1-7	0-3	0-0	0/2	2	1	2	3	2	0	0	24
Jacksonville State*	5-9	1-2	2-5	0/4	4	3	13	1	1	0	1	31
at Murray State*	2-5	0-2	2-3	1/1	2	1	6	3	3	0	1	25
at Austin Peay*	2-7	0-1	2-2	0/4	4	3	6	3	5	0	2	35
Austin Peay*	4-8	0-1	3-3	2/3	5	2	11	2	3	0	3	29
Eastern Kentucky*	3-6	1-2	1-2	0/10	10	1	8	7	4	0	2	33
Eastern Kentucky*	1-5	0-2	4-4	0/3	3	3	6	4	5	0	0	34
at Eastern Illinois*	2-3	1-2	9-12	1/1	2	2	14	1	4	0	0	21
at SIU Edwardsville*	4-8	3-4	0-0	0/2	2	3	11	6	2	0	0	35
Totals	71-180	16-57	79-110	14/106	120	64	237	85	84	2	29	774

\* - Game Started

**2020-21 Season/Career-Highs**

Points .....	21	vs. Tennessee State (1/2/21)
Total Rebounds .....	10	vs. Eastern Kentucky (2/20/21)
Offensive .....	2	2x, last vs. Austin Peay (2/16/21)
Defensive .....	10	vs. Eastern Kentucky (2/20/21)
FG Made .....	5	4x, last vs. Jacksonville State (2/6/21)
FG Attempted .....	12	2x, last at Lipscomb (12/9/20)
3-Point FG Made .....	3	3x, last at SIU Edwardsville (2/27/21)
3-Point FG Attempted .....	6	at Tennessee State (1/19/21)
FT Made .....	17	vs. Tennessee State (1/2/21)
FT Attempted .....	19	vs. Tennessee State (1/2/21)
Assists .....	8	at Tennessee Tech (12/30/20)
Blocks .....	1	2x, last vs. UT Martin (12/18/20)
Steals .....	3	3x, last vs. Austin Peay (2/16/21)
Minutes .....	44	vs. Tennessee State (1/2/21)


**Career-Highs**

Points .....	24	vs. The Citadel (11/19/19)
Total Rebounds .....	10	vs. Eastern Kentucky (2/20/21)
Offensive .....	2	3x, last vs. Austin Peay (2/16/21)
Defensive .....	10	vs. Eastern Kentucky (2/20/21)
FG Made .....	9	vs. The Citadel (11/19/19)
FG Attempted .....	16	vs. The Citadel (11/19/19)
3-Point FG Made .....	3	2x, last at Morehead State (1/21/21)
3-Point FG Attempted .....	6	at Tennessee State (1/19/21)
FT Made .....	17	vs. Tennessee State (1/2/21)
FT Attempted .....	19	vs. Tennessee State (1/2/21)
Assists .....	8	at Tennessee Tech (12/30/20)
Blocks .....	1	5x, last at Lipscomb (12/9/20)
Steals .....	3	5x, last vs. Austin Peay (2/16/21)
Minutes .....	44	vs. Tennessee State (1/2/21)

**Nicholas' Career Statistics at Southeast Missouri**

Overall																					
Season	G-GS	Min	Avg	FG-FGA	Pct	3FG-3FGA	Pct	FT-FTA	Pct	Off	Def	Tot	Avg	PF	FO	A	TO	Blk	Stl	Pts	Avg
2019-20	30-19	731	24.4	72-182	.396	18-60	.300	65-88	.739	7	67	74	2.5	48	0	50	48	5	22	227	7.6
2020-21	26-26	774	29.8	71-180	.394	16-57	.281	79-110	.718	14	106	120	4.6	64	2	85	84	2	29	237	9.1
Total	56-45	1505	26.9	143-362	.395	34-117	.291	144-198	.727	21	173	194	3.5	112	2	135	132	7	51	464	8.3
Ohio Valley Conference Games Only																					
Season	G-GS	Min	Avg	FG-FGA	Pct	3FG-3FGA	Pct	FT-FTA	Pct	Off	Def	Tot	Avg	PF	FO	A	TO	Blk	Stl	Pts	Avg
2019-20	17-7	394	23.2	38-99	.384	9-32	.281	30-42	.714	5	34	39	2.3	27	0	33	23	2	14	115	6.8
2020-21	20-20	604	30.2	54-131	.412	14-45	.311	60-85	.706	12	88	100	5.0	41	0	70	62	1	21	182	9.1
Total	37-27	998	27.0	92-230	.400	23-77	.299	90-127	.709	17	122	139	3.8	68	0	103	85	3	35	297	8.0





## MANNY PATTERSON | 10

### Patterson's Game-by-Game Statistics

2020-21	FG	3P	FT	O/D	REB	E	PTS	A	TO	B	S	M
vs. Kansas City	DNP	-	-	-	-	-	-	-	-	-	-	-
Southern Illinois	DNP	-	-	-	-	-	-	-	-	-	-	-
Lipscomb	DNP	-	-	-	-	-	-	-	-	-	-	-
at Lipscomb	DNP	-	-	-	-	-	-	-	-	-	-	-
at Evansville	DNP	-	-	-	-	-	-	-	-	-	-	-
UT Martin	0-0	0-0	0-0	0/4	4	0	0	0	0	0	0	5
at Indiana State	2-3	0-0	1-2	0/2	2	3	5	0	2	0	0	9
at Tennessee Tech	2-2	0-0	0-0	0/1	1	4	4	1	2	0	0	19
Tennessee State	1-1	0-0	3-4	1/2	3	3	5	1	0	2	0	11
at Belmont	4-6	0-0	0-0	1/3	4	4	8	0	1	2	0	19
Morehead State	0-1	0-0	2-2	3/1	4	3	2	1	1	3	0	11
at Tennessee State	3-3	0-0	4-6	1/5	6	5	10	0	3	3	0	15
at Morehead State	0-1	0-0	2-4	0/2	2	3	2	0	1	0	0	10
at UT Martin	0-1	0-0	0-0	0/0	0	1	0	0	1	0	0	4
SIU Edwardsville	1-4	0-0	2-2	1/1	2	1	4	0	0	0	0	12
Eastern Illinois*	3-6	0-0	5-7	2/2	4	2	11	0	2	0	0	15
Murray State*	2-3	0-0	1-2	1/0	1	2	5	1	3	0	0	11
Tennessee Tech*	10-14	0-0	2-2	0/6	6	2	22	0	2	1	1	26
Jacksonville State*	2-8	0-0	1-2	1/2	3	4	5	1	1	0	0	13
at Murray State*	1-2	0-0	0-0	0/1	1	2	2	0	0	0	0	11
at Austin Peay*	2-3	0-0	2-2	0/2	2	1	6	1	0	0	0	12
Austin Peay*	3-7	0-0	0-0	2/0	2	1	6	0	4	4	0	12
Eastern Kentucky*	2-6	0-0	4-4	3/4	7	1	8	0	0	2	0	14
Eastern Kentucky*	2-4	0-0	0-0	0/1	1	1	4	0	1	1	0	11
at Eastern Illinois*	1-3	0-0	0-0	0/0	0	1	2	0	0	0	1	8
at SIU Edwardsville*	1-4	0-0	2-2	1/0	1	4	4	0	0	0	1	15
Totals	42-82	0-0	31-41	17/39	56	48	115	6	23	19	3	263

\* - Game Started

**2020-21:** Played in his first game at Southeast Missouri a day after the NCAA voted to allow NCAA Division I transfers to play immediately...Had four rebounds in five minutes off the bench vs. UT Martin (12/18)...Averages 5.5 points and 2.7 rebounds in 21 games and 11 starts...Put up 11 points in his first career SEMO start vs. Eastern Illinois (1/30)...Scored 10 points and had three blocks at Tennessee State (1/19)...Had five points and two blocks vs. Tennessee State (1/2)...Scored a season-best eight points and pulled down four rebounds at Belmont (1/7)...Leads the team with 18 blocks...Had three blocks vs. Morehead State (1/16)...Notched a season-high 22 points and had six rebounds vs. Tennessee Tech (2/4)...Gathered a season-high four blocks vs. Austin Peay (2/16)...Ranks 10th in the Ohio Valley Conference in blocked shots.

**Green Bay:** Played the last three seasons at Horizon League member Green Bay before entering the transfer portal...Started 24 of 33 games and averaged 5.8 points and 4.8 rebounds per contest in 2019-20...Reached double figures in the scoring column eight times and registered three double-doubles...As a sophomore in 2018-19, started 12 games and scored a season-high 17 points at Iowa...Ranked third on the team in field goal percentage (.486) and rebounds (142)...Averaged 4.6 points and 13.8 minutes per contest...Started 19 of 27 games as a true freshman in 2017-18...Averaged six points and 4.9 rebounds, while leading the team with 22 blocks and a .474 field goal percentage.


### 2020-21 Season-Highs

Points .....	22	vs. Tennessee Tech (2/4/21)
Total Rebounds .....	7	vs. Eastern Kentucky (2/20/21)
Offensive .....	3	3x, last vs. Eastern Kentucky (2/20/21)
Defensive .....	6	vs. Tennessee Tech (2/4/21)
FG Made .....	10	vs. Tennessee Tech (2/4/21)
FG Attempted .....	14	vs. Tennessee Tech (2/4/21)
3-Point FG Made .....	-	-
3-Point FG Attempted .....	-	-
FT Made .....	5	vs. Eastern Illinois (1/30/21)
FT Attempted .....	7	vs. Eastern Illinois (1/30/21)
Assists .....	1	6x, last at Austin Peay (2/13/21)
Blocks .....	4	vs. Austin Peay (2/16/21)
Steals .....	1	3x, last at SIU Edwardsville (2/27/21)
Minutes .....	26	vs. Tennessee Tech (2/4/21)

### Patterson's Career Statistics at Southeast Missouri

Overall																				
Season	G-GS	Min	Avg	FG-FGA	Pct	3FG-3FGA	Pct	FT-FTA	Pct	Off	Def	Tot	Avg	PF	FO	A	TO	Blk	Stl	Pts Avg
2020-21	21-11	263	12.5	42-82	.512	0-0	.000	31-41	.756	17	39	56	2.7	48	1	6	24	18	3	115 5.5
Ohio Valley Conference Games Only																				
Season	G-GS	Min	Avg	FG-FGA	Pct	3FG-3FGA	Pct	FT-FTA	Pct	Off	Def	Tot	Avg	PF	FO	A	TO	Blk	Stl	Pts Avg
2020-21	20-11	254	12.7	40-79	.506	0-0	.000	30-39	.769	17	37	54	2.7	45	1	6	22	18	3	110 5.5





## ERIC REED, JR.

# 3

**2020-21:** Started 21 games...Rates second on the team in scoring with 10.8 points per game...Is first on the team with 56 three-pointers made... Came off the bench to score 19 points vs. Lipscomb (12/7)...Made two or more 3-pointers in 15 of his last 21 games...Dropped in a team-high 17 points on 6-of-10 field goals vs. Southern Illinois (12/2)...Knocked down three 3-pointers and had 13 points in the second half of that game...Made his first career NCAA Division I start at Kansas City (11/28)...Played 10 minutes against the Roos...Put up 16 points at Evansville (12/15)...Ranks 26th in the Ohio Valley Conference in scoring, second in 3-point field goal percentage (.452), sixth in 3-point field goals made (2.2 per game) and 18th in minutes (29.3 mpg)... Made the game-winning free throws with five tenths of a second left to beat SIUE (1/28)...Made a season-high seven 3-pointers and scored a career-best 27 points at Eastern Illinois (2/25)...Scored double figures in six of his last 10 starts...Named OVC Newcomer of the Week on Feb. 22...Finished with over 20 points on three occasions.

**Howard College:** Started 30 games and averaged a team-high 15.5 points per game in 2019-20...Dished out 2.3 assists and grabbed five rebounds per contest as a combo guard...Ranked second on the team with 70 assists and 44 steals...Registered double figures in the scoring column a total of 27 times and dropped in 28 or more on three occasions...Started 14 games as a true freshman in 2018-19.

**Prep:** Combo guard who averaged 18 points and 3.4 assists per game as a senior at University Laboratory High School.

**Personal:** Born February 3, 2000...Majoring in General Studies...Son of Eric and Julia Reed...Siblings are Erica Reed (sister), Kaylo Henry (sister) and Hezekiah Brown (brother).

## Reed, Jr.'s Game-by-Game Statistics

2020-21	FG	3P	FT	O/D	REB	E	PTS	A	TO	B	S	M
vs. Kansas City*	0-2	0-1	0-0	0/0	0	4	0	0	1	0	0	10
Southern Illinois*	6-10	3-5	2-3	4/1	5	3	17	0	0	1	1	38
Lipscomb	8-10	3-4	0-0	0/2	2	2	19	1	0	0	1	23
at Lipscomb	2-3	1-2	0-0	1/2	3	4	5	0	2	0	0	30
at Evansville	6-11	3-5	1-3	1/3	4	0	16	1	2	0	1	38
UT Martin	3-10	2-7	2-2	0/1	1	2	10	1	0	1	0	27
at Indiana State	2-5	2-4	0-0	3/0	3	3	6	0	1	0	1	25
at Tennessee Tech*	5-9	2-5	2-4	2/0	2	3	14	1	1	0	0	32
Tennessee State*	5-8	2-3	1-1	1/0	1	0	13	1	3	0	3	42
at Belmont*	3-9	2-5	0-0	0/0	0	1	8	0	2	0	1	31
Morehead State*	2-5	1-3	1-2	0/1	1	2	6	3	2	0	0	22
at Tennessee State*	2-5	2-5	2-4	0/1	1	0	8	0	1	0	0	30
at Morehead State*	2-6	2-5	0-0	0/0	0	1	6	3	0	0	0	22
at UT Martin*	0-5	0-5	0-0	0/1	1	0	0	3	1	0	1	23
SIU Edwardsville*	2-4	0-2	5-9	1/1	2	2	9	1	2	0	0	20
Eastern Illinois*	1-3	1-2	0-0	1/2	3	3	3	0	1	0	0	19
Murray State*	4-7	4-6	0-0	1/2	3	0	12	1	0	0	0	27
Tennessee Tech*	1-5	1-4	2-2	0/2	2	3	5	3	2	0	3	32
Jacksonville State*	4-8	4-5	0-0	0/3	3	1	12	0	0	0	0	31
at Murray State*	3-8	2-6	0-0	0/3	3	0	8	0	1	0	0	29
at Austin Peay*	9-16	3-6	0-0	1/4	5	1	21	2	4	0	0	33
Austin Peay*	8-13	5-7	1-2	1/3	4	3	22	3	2	0	1	38
Eastern Kentucky*	6-12	2-6	2-3	3/3	6	2	16	6	2	0	1	34
Eastern Kentucky*	3-7	1-4	1-1	0/2	2	3	8	1	2	0	0	33
at Eastern Illinois*	10-16	7-9	0-0	3/0	3	2	27	2	1	0	2	38
at SIU Edwardsville*	3-11	1-8	2-3	1/4	5	3	9	1	0	0	0	34
Totals	100-208	56-118	24-39	24/41	65	48	280	34	32	2	16	761

\* - Game Started

## 2020-21 Season/Career-Highs

Points .....	27	at Eastern Illinois (2/25/21)
Total Rebounds .....	6	vs. Eastern Kentucky (2/20/21)
Offensive .....	4	vs. Southern Illinois (12/2/20)
Defensive .....	4	2x, last at SIU Edwardsville (2/27/21)
FG Made .....	10	at Eastern Illinois (2/25/21)
FG Attempted .....	16	2x, last at Eastern Illinois (2/25/21)
3-Point FG Made .....	7	at Eastern Illinois (2/25/21)
3-Point FG Attempted .....	9	at Eastern Illinois (2/25/21)
FT Made .....	5	vs. SIUE (1/28/21)
FT Attempted .....	9	vs. SIUE (1/28/21)
Assists .....	6	vs. Eastern Kentucky (2/20/21)
Blocks .....	1	2x, last vs. UT Martin (12/18/20)
Steals .....	3	2x, last vs. Tennessee Tech (2/4/21)
Minutes .....	42	vs. Tennessee State (1/2/21)

## Reed, Jr.'s Career Statistics at Southeast Missouri

Overall																			
Season	G-GS	Min	Avg	FG-FGA	Pct	3FG-3FGA	Pct	FT-FTA	Pct	Off	Def	Tot	Avg	PF	FO	A	TO	Blk	Stl
2020-21	26-21	761	29.3	100-208	.481	56-124	.452	24-39	.615	24	41	65	2.5	48	0	34	33	2	16
Ohio Valley Conference Games Only																			
Season	G-GS	Min	Avg	FG-FGA	Pct	3FG-3FGA	Pct	FT-FTA	Pct	Off	Def	Tot	Avg	PF	FO	A	TO	Blk	Stl
2020-21	20-19	597	29.9	76-167	.455	44-103	.427	21-33	.636	15	33	48	2.4	32	0	32	27	1	12





# **NYGAL RUSSELL**

**25**

**2020-21:** Stands fourth on the team with four rebounds per game and averages 3.9 points through 26 games and seven starts...Ranks third on the team with four blocks...Scored 14 points as one of four players in double figures at Kansas City (11/28)...Scored eight points had a steal and knocked down two 3-pointers in the final 2:32 to seal Southeast Missouri's season-opening win...Both of his 3-pointers were in the last 57 seconds and he scored the final eight points of the game...Made three 3-pointers, had two blocks and collected two steals against the Roos...Added nine points and eight rebounds at Lipscomb (12/9)...Scored five of his points in the second half to help the Redhawks erase a 15-point deficit...Ranks third on the team with 25 steals...Collected a career-high six steals vs. SIUE (1/28)...Had a big steal and massive dunk in transition to help seal the overtime win vs. Austin Peay (2/16)...Dropped in 13 points vs. Eastern Kentucky (2/20).

## **Russell's Game-by-Game Statistics**

2020-21	FG	3P	FT	O/D	REB	E	PTS	A	TO	B	S	M
vs. Kansas City*	3-5	3-5	5-8	0/7	7	4	14	1	1	2	2	32
Southern Illinois*	0-6	0-1	0-0	4/7	11	5	0	2	2	1	2	38
Lipscomb*	1-5	0-3	1-2	1/2	3	0	3	0	1	0	0	20
at Lipscomb*	3-4	0-1	3-5	4/4	8	5	9	1	2	0	2	29
at Evansville*	1-3	0-1	0-0	0/6	6	1	2	0	2	0	1	28
UT Martin*	1-3	0-2	2-4	3/2	5	3	4	6	1	0	1	21
at Indiana State*	0-5	0-2	0-0	0/4	4	4	0	0	3	0	0	15
at Tennessee Tech	2-5	1-2	0-0	0/1	1	1	5	0	1	0	1	16
Tennessee State	0-0	0-0	0-0	0/0	0	3	0	0	1	0	1	5
at Belmont	1-5	1-2	0-0	1/5	6	1	3	2	1	0	2	27
Morehead State	1-3	1-3	0-0	0/3	3	3	3	1	2	0	0	14
at Tennessee State	0-2	0-2	0-2	0/0	0	2	0	1	0	0	1	17
at Morehead State	3-8	0-2	0-0	3/2	5	3	6	0	1	0	2	26
at UT Martin	3-5	0-2	0-2	1/2	3	1	6	0	2	0	0	19
SIU Edwardsville	2-6	0-3	0-1	0/2	2	3	4	0	1	0	6	19
Eastern Illinois	1-3	0-0	0-0	2/3	5	2	2	0	1	0	0	15
Murray State	0-1	0-0	0-0	0/1	1	0	0	1	0	0	0	9
Tennessee Tech	0-0	0-0	0-0	0/0	0	0	0	1	0	0	0	6
Jacksonville State	1-3	0-1	1-3	2/2	4	2	3	0	0	0	0	15
at Murray State	1-3	0-1	0-0	1/0	1	1	2	0	0	0	0	14
at Austin Peay	2-5	0-1	0-0	1/6	7	4	4	3	3	0	1	23
Austin Peay	1-4	0-2	1-2	0/3	3	1	3	0	1	0	1	19
Eastern Kentucky	6-6	0-0	1-1	1/3	4	1	13	3	2	0	2	18
Eastern Kentucky	1-3	0-1	2-2	1/3	4	1	4	0	0	0	0	16
at Eastern Illinois	0-2	0-1	8-10	2/7	9	4	8	5	3	0	0	24
at SIU Edwardsville	1-2	1-2	0-0	0/1	1	1	3	0	0	0	1	9
Totals	35-97	7-40	24-42	27/76	103	53	100	27	31	3	26	494

\* - Game Started

## **2020-21 Season-Highs**

Points .....	14	vs. Kansas City (11/28/20)
Total Rebounds .....	11	vs. Southern Illinois (12/2/20)
Offensive .....	4	2x, last at Lipscomb (12/9/20)
Defensive .....	7	3x, last at Eastern Illinois (2/25/21)
FG Made .....	6	vs. Eastern Kentucky (2/20/21)
FG Attempted .....	8	at Morehead State (1/21/21)
3-Point FG Made .....	3	vs. Kansas City (11/28/20)
3-Point FG Attempted .....	5	vs. Kansas City (11/28/20)
FT Made .....	8	at Eastern Illinois (2/25/21)
FT Attempted .....	10	at Eastern Illinois (2/25/21)
Assists .....	6	vs. UT Martin (12/18/20)
Blocks .....	2	vs. Kansas City (11/28/20)
Steals .....	6	vs. SIUE (1/28/21)
Minutes .....	38	vs. Southern Illinois (12/2/20)


## **Career-Highs**

Points .....	21	vs. Tennessee Tech (2/8/20)
Total Rebounds .....	11	vs. Southern Illinois (12/2/20)
Offensive .....	4	2x, last at Lipscomb (12/9/20)
Defensive .....	7	5x, last at Eastern Illinois (2/25/21)
FG Made .....	8	vs. Tennessee Tech (2/8/20)
FG Attempted .....	11	vs. Tennessee Tech (2/8/20)
3-Point FG Made .....	4	vs. Tennessee Tech (2/8/20)
3-Point FG Attempted .....	6	2x, last vs. UT Martin (2/13/20)
FT Made .....	8	2x, last at Eastern Illinois (2/25/21)
FT Attempted .....	10	at Eastern Illinois (2/25/21)
Assists .....	6	2x, last vs. UT Martin (12/18/20)
Blocks .....	2	vs. Kansas City (11/28/20)
Steals .....	6	vs. SIUE (1/28/21)
Minutes .....	38	vs. Southern Illinois (12/2/20)

## **Russell's Career Statistics at Southeast Missouri**

Overall																			
Season	G-GS	Min	Avg	FG-FGA	Pct	3FG-3FGA	Pct	FT-FTA	Pct	Off	Def	Tot	Avg	PF	FO	A	TO	Blk	Stl
2018-19	31-9	499	16.1	53-147	.361	16-53	.302	43-62	.694	13	69	82	2.6	60	2	44	40	2	13
2019-20	28-7	512	18.3	64-148	.432	23-67	.343	25-36	.694	11	69	80	2.9	47	0	42	44	2	19
2020-21	26-7	494	19.0	35-97	.361	7-40	.175	24-42	.571	27	76	103	4.0	56	2	27	31	3	26
Total	85-23	1505	17.7	152-392	.388	46-160	.288	92-140	.657	51	214	265	3.1	163	4	113	115	7	58
Ohio Valley Conference Games Only																			
Season	G-GS	Min	Avg	FG-FGA	Pct	3FG-3FGA	Pct	FT-FTA	Pct	Off	Def	Tot	Avg	PF	FO	A	TO	Blk	Stl
2018-19	18-8	297	16.5	33-93	.355	11-34	.324	37-50	.740	7	33	40	2.2	38	1	28	24	2	8
2019-20	16-7	354	22.1	47-101	.465	22-52	.423	15-22	.682	7	43	50	3.1	30	0	31	28	1	12
2020-21	20-1	332	16.6	27-69	.391	4-27	.148	15-27	.556	18	46	64	3.2	37	0	23	20	0	19
Total	54-16	983	18.2	107-263	.407	37-113	.327	67-99	.677	32	122	154	2.9	105	1	82	72	3	39





## NOLAN TAYLOR

# 31

**2020-21:** Returned to score 10 points off the bench at Murray State (2/12) after missing four games with a knee injury...Missed eight of the last 11 games with his knee injury...Averages 8.8 points and 4.1 rebounds per contest...Ranks 10th in the Ohio Valley Conference in field goal percentage (.557)...Made a perfect 6-of-6 free throws en route to scoring 10 points in his first career start at Kansas City (11/28)...Grabbed seven rebounds in 25 minutes...Followed that up with 14 points and seven boards in 22 minutes vs. Southern Illinois (12/2)...Put up season-highs in points (16), assists (5) and minutes played (20) vs. Lipscomb (12/7)...Scored double figures in eight games...Grabbed six or more rebounds in six contests...Has eight double-digit scoring games.

**Cal Poly:** Was limited to 14 games during the 2019-20 season due to injury...Averaged 6.1 points and 2.9 rebounds in those contests...Redshirted during his first season (2018-19) at Cal Poly due to NCAA transfer rules.

**Pepperdine:** Spent two seasons at Pepperdine...Averaged 8.9 points and four rebounds per game in the first 15 games of his sophomore season before sustaining a season-ending injury...Started 20 of 24 games as a freshman for the Waves in 2016-17.

## Taylor's Game-by-Game Statistics

2020-21	FG	3P	FT	O/D	REB	E	PTS	A	TO	B	S	M
vs. Kansas City*	2-4	0-0	6-6	1/6	7	3	10	0	1	0	0	25
Southern Illinois*	6-11	0-0	2-5	2/5	7	3	14	2	0	0	0	22
Lipscomb*	5-9	0-0	6-8	5/3	8	3	16	5	0	1	1	28
at Lipscomb*	3-6	0-0	2-2	1/3	4	1	8	0	2	1	1	20
at Evansville*	6-11	0-0	1-3	0/9	9	4	13	1	2	0	0	29
UT Martin*	1-1	0-0	1-2	1/1	2	3	3	1	1	0	0	18
at Indiana State*	4-6	0-0	3-4	4/2	6	2	11	1	0	0	0	18
at Tennessee Tech*	4-5	0-0	0-0	0/2	2	3	8	0	1	0	1	15
Tennessee State*	4-6	0-0	6-11	2/1	3	4	14	0	1	0	1	22
at Belmont*	2-6	0-0	0-0	2/3	5	4	4	0	1	0	1	9
Morehead State*	3-6	0-0	0-0	0/3	3	0	6	3	3	0	0	23
at Tennessee State*	1-2	0-0	6-8	1/2	3	3	8	1	2	0	0	18
at Morehead State*	5-6	0-0	3-6	0/6	6	3	13	2	0	0	0	22
at UT Martin*	3-5	0-0	2-4	1/1	2	2	8	0	1	0	0	20
SIU Edwardsville*	4-8	0-0	1-3	2/1	3	0	9	0	0	0	0	15
Eastern Illinois	DNP	-	-	-	-	-	-	-	-	-	-	-
Murray State	DNP	-	-	-	-	-	-	-	-	-	-	-
Tennessee Tech	DNP	-	-	-	-	-	-	-	-	-	-	-
Jacksonville State	DNP	-	-	-	-	-	-	-	-	-	-	-
at Murray State	5-9	0-0	0-0	2/1	3	1	10	0	0	0	0	13
at Austin Peay	1-3	0-0	0-0	0/0	0	3	2	0	1	0	0	11
Austin Peay	DNP	-	-	-	-	-	-	-	-	-	-	-
Eastern Kentucky	DNP	-	-	-	-	-	-	-	-	-	-	-
Eastern Kentucky	0-2	0-0	1-2	0/0	0	0	1	0	1	0	0	2
at Eastern Illinois	DNP	-	-	-	-	-	-	-	-	-	-	-
at SIU Edwardsville	DNP	-	-	-	-	-	-	-	-	-	-	-
Totals	59-106	0-0	40-64	24/49	73	42	158	16	17	2	5	330

\* - Game Started

## 2020-21 Season/Career-Highs

Points .....	16	vs. Lipscomb (12/7/20)
Total Rebounds .....	9	at Evansville (12/15/20)
Offensive .....	5	vs. Lipscomb (12/7/20)
Defensive .....	9	at Evansville (12/15/20)
FG Made .....	6	2x, last at Evansville (12/15/20)
FG Attempted .....	11	2x, last at Evansville (12/15/20)
3-Point FG Made .....	-	-
3-Point FG Attempted .....	-	-
FT Made .....	6	4x, last at Tennessee State (1/19/21)
FT Attempted .....	11	vs. Tennessee State (1/2/21)
Assists .....	5	vs. Lipscomb (12/7/20)
Blocks .....	1	2x, last at Lipscomb (12/9/20)
Steals .....	1	5x, last at Belmont (1/7/21)
Minutes .....	29	at Evansville (12/15/20)

## Taylor's Career Statistics at Southeast Missouri

Overall																			
Season	G-GS	Min	Avg	FG-FGA	Pct	3FG-3FGA	Pct	FT-FTA	Pct	Off	Def	Tot	Avg	PF	FO	A	TO	Blk	Stl
2020-21	18-15	330	18.3	59-106	.557	0-0	.000	40-64	.625	24	49	73	4.1	42	0	16	17	2	5
Ohio Valley Conference Games Only																			
Season	G-GS	Min	Avg	FG-FGA	Pct	3FG-3FGA	Pct	FT-FTA	Pct	Off	Def	Tot	Avg	PF	FO	A	TO	Blk	Stl
2020-21	12-9	188	15.7	33-59	.559	0-0	.000	20-36	.556	11	21	32	2.7	26	0	7	12	0	3
													Pts	Avg					
													158	8.8					
													86	7.2					





## Season/Career Statistics

### SEASON STATISTICS

### CAREER STATISTICS

SUMMARY	gp-gs	min/g	fg%	3fg%	ft%	r/g	a/g	stl	blk	pts/g	gp-gs	min/g	fg%	3fg%	ft%	r/g	a/g	stl	blk	pts/g
HARRIS, Chris	25-25	30.3	.356	.287	.736	2.4	3.4	25	2	12.5	19-19	30.2	.331	.263	.792	2.4	3.7	23	2	11.5
REED, JR., Eric	26-21	29.3	.481	.452	.615	2.5	1.3	16	2	10.8	20-19	29.9	.455	.427	.636	2.4	1.6	12	1	10.9
AKENTEN, Nana	26-23	26.8	.397	.359	.757	5.8	1.0	32	10	9.3	20-19	26.7	.391	.342	.786	5.8	1.0	25	5	9.4
NICHOLAS, DQ	26-26	29.8	.394	.281	.718	4.6	3.3	29	2	9.1	37-27	27.0	.400	.299	.709	3.8	2.8	35	3	8.0
TAYLOR, Nolan	18-15	18.3	.557	.000	.625	4.1	0.9	5	2	8.8	12-9	15.7	.559	.000	.556	2.7	0.6	3	0	7.2
LOVE, Jordan	20-0	19.3	.402	.357	.583	2.6	1.9	23	4	6.0	31-4	16.3	.387	.325	.655	2.0	1.3	20	5	5.2
PATTERSON, Manny	21-11	12.5	.512	.000	.756	2.7	0.3	3	18	5.5	20-11	12.7	.506	.000	.769	2.7	0.3	3	18	5.5
AGNEW, Darrious	17-0	11.0	.500	.500	.525	2.8	0.4	5	5	5.0	25-0	9.4	.432	.400	.551	2.2	0.4	6	4	4.0
RUSSELL, Nygal	26-7	19.0	.361	.175	.571	4.0	1.0	26	3	3.9	54-16	18.2	.407	.327	.677	2.9	1.5	39	3	5.9
BRANSON, Dylan	26-2	15.8	.519	.519	.933	2.5	1.3	8	4	3.2	20-2	17.3	.488	.476	1.000	2.8	1.3	7	4	3.2
JOHNSON, Nate	24-0	9.0	.528	.000	.409	2.2	0.3	4	10	2.7	18-0	8.3	.512	.000	.368	1.8	0.2	4	7	2.7
LONG, Parker	14-0	4.6	.667	.750	.000	0.6	0.1	2	0	0.8	14-0	4.6	.667	.750	.000	0.6	0.1	2	0	0.8
MORRISON, Evan	5-0	2.0	.143	.333	.000	0.4	0.2	1	0	0.6	16-0	4.9	.188	.200	.000	0.4	0.1	2	0	0.5

SCORING	fg-fga	fg%	3fg-fga	3fg%	ft-fa	ft%	pts	pts/g	fg-fga	fg%	3fg-fga	3fg%	ft-fa	ft%	pts	pts/g
HARRIS, Chris	90-253	.356	37-129	.287	95-129	.736	312	12.5	59-178	.331	25-95	.263	76-96	.792	219	11.5
REED, JR., Eric	100-208	.481	56-124	.452	24-39	.615	280	10.8	76-167	.455	44-103	.427	21-33	.636	217	10.9
AKENTEN, Nana	81-204	.397	51-142	.359	28-37	.757	241	9.3	63-161	.391	39-114	.342	22-28	.786	187	9.4
NICHOLAS, DQ	71-180	.394	16-57	.281	79-110	.718	237	9.1	92-230	.400	23-77	.299	90-127	.709	297	8.0
TAYLOR, Nolan	59-106	.557	0-0	.000	40-64	.625	158	8.8	33-59	.559	0-0	.000	20-36	.556	86	7.2
LOVE, Jordan	41-102	.402	10-28	.357	28-48	.583	120	6.0	55-142	.387	13-40	.325	38-58	.655	161	5.2
PATTERSON, Manny	42-82	.512	0-0	.000	31-41	.756	115	5.5	40-79	.506	0-0	.000	30-39	.769	110	5.5
AGNEW, Darrious	31-62	.500	2-4	.500	21-40	.525	85	5.0	35-81	.432	2-5	.400	27-49	.551	99	4.0
RUSSELL, Nygal	35-97	.361	7-40	.175	24-42	.571	101	3.9	107-263	.407	37-113	.327	67-99	.677	318	5.9
BRANSON, Dylan	27-52	.519	14-27	.519	14-15	.933	82	3.2	21-43	.488	10-21	.476	11-11	1.000	63	3.2
JOHNSON, Nate	28-53	.528	0-0	.000	9-22	.409	65	2.7	21-41	.512	0-0	.000	7-19	.368	49	2.7
LONG, Parker	4-6	.667	3-4	.750	0-0	.000	11	0.8	4-6	.667	3-4	.750	0-0	.000	11	0.8
MORRISON, Evan	1-7	.143	1-3	.333	0-0	.000	3	0.6	3-16	.188	2-10	.200	0-0	.000	8	0.5

TOTALS	o-reb	d-reb	t-reb	pf	fo	ast	to	a/to	o-reb	d-reb	t-reb	pf	fo	ast	to	a/to
HARRIS, Chris	7	52	59	48	1	84	64	1.3	4	41	45	35	0	70	46	1.5
REED, JR., Eric	24	41	65	48	0	34	33	1.0	15	33	48	32	0	32	27	1.2
AKENTEN, Nana	27	123	150	61	2	25	51	0.5	18	98	116	43	0	19	39	0.5
NICHOLAS, DQ	14	106	120	64	2	85	84	1.0	17	122	139	68	0	103	85	1.2
TAYLOR, Nolan	24	49	73	42	0	16	17	0.9	11	21	32	26	0	7	12	0.6
LOVE, Jordan	11	40	51	16	0	37	22	1.7	20	42	62	28	0	39	38	1.0
PATTERSON, Manny	17	39	56	48	1	6	24	0.3	17	37	54	45	1	6	22	0.3
AGNEW, Darrious	20	27	47	22	0	7	10	0.7	23	33	56	29	1	10	14	0.7
RUSSELL, Nygal	27	76	103	56	2	27	31	0.9	32	122	154	105	1	82	72	1.1
BRANSON, Dylan	20	44	64	52	2	33	39	0.8	18	38	56	41	2	26	31	0.8
JOHNSON, Nate	20	32	52	32	0	7	16	0.4	11	22	33	24	0	3	14	0.2
LONG, Parker	3	5	8	5	0	2	3	0.7	3	5	8	5	0	2	3	0.7
MORRISON, Evan	1	1	2	0	0	1	1	1.0	3	4	7	4	0	2	2	1.0





# SOUTHEAST MISSOURI BASKETBALL NOTES // #2 MOREHEAD STATE

## Game 1

### Southeast Missouri 71 Kansas City 66

November 28, 2020 • Mabey Fieldhouse • Kansas City, Mo.



#### KANSAS CITY, Mo.

Nygal Russell scored eight points, had a steal and knocked down two huge

3-pointers in the final 2:32 to give Southeast Missouri a 71-66 win over Kansas City at the Negro Baseball League Museum Tip-Off Classic.

Russell, who finished with 14 points as one of four SEMO players in double figures, hit both of his treys in the last minute to help get Brad Korn his first career win as the Redhawks head coach.

A native of Houston, Texas, Russell buried the first of his two clutch 3-pointers to put the

Redhawks ahead, 68-64, after KC made it a one-point game.

Then, following two free throws by Franck Kamgain which narrowed the Redhawks lead to 68-66 with 33 seconds to go, Russell delivered the final blow with his long range bomb as the shot clock expired giving SEMO a 71-66 advantage.

KC inbounded the ball with two seconds left and Russell intercepted the pass to end his impressive game-changing effort down the stretch.

Chris Harris scored a game-high 18 points to lead four Redhawks in double figures. Nana Akenten (17), Russell and Nolan Taylor (10) were the others.

## Game 2

### Southern Illinois 87 Southeast Missouri 79 OT

December 2, 2020 • Show Me Center • Cape Girardeau, Mo.



#### CAPE GIRARDEAU, Mo.

Southern Illinois scored 28 points at the free throw

line and sunk nine in overtime to escape with an 87-79 win over Southeast Missouri.

SEMO led, 65-54, with a little over six minutes remaining in regulation when SIU went on a 15-4 run to tie the game at 69-69. Dalton Banks converted a conventional 3-point play and Anthony D'Avanzo made a free throw to knot things up with 20 seconds left.

Chris Harris drove the lane and banked in a layup to regain a 71-69 edge for the Redhawks 12 seconds later.

DQ Nicholas was then called for a foul when contact was made near midcourt on SIU's inbound pass. D'Avanzo headed to the free throw line again, this time making two shots to breing the game to a 71-71 deadlock with four seconds on the clock.

SEMO had one last chance to win it, but Harris' 3-point attempt came off the front of the rim.

The Salukis scored the first seven points of overtime and the Redhawks didn't recover.

Eric Reed, Jr. led SEMO with 17 points, Harris added 15, Nolan Taylor finished with 14 and Jordan Love chipped in 10.

Nygal Russell turned in career-highs in rebounds (11) and minutes played (38).

Official Basketball Box Score -- Final Southeast Mo. St. at Kansas City 11/28/20 Mabey Fieldhouse, Kansas City 2020-21 Men's Basketball														
Game Time: 1:02 PM Game Duration: 2:05 Attendance: 175														
Referee: Michael Swoboda, Robert Feltner, Chris Pasol														
Southeast Mo. St. - 71														
Record: 1-0														
NO. Name	Min	FG	3P	FT	Rebounds	Fouls	TP	AS	TO	ST	Blocks	pts	Shooting By Period	
31 Nolan Taylor	25:13	2-4	0-0	5-6	1 5 7	3 4	10	0	1	0	0	1	11-22 50.0%	
3 Eric Reed, Jr.	10:25	0-2	0-1	0-0	0 0 0	4 1	0	0	1	0	0	0	3PT% 7-15 46.7%	
5 Chris Harris	35:02	5-9	3-6	5-11	1 2 3	1 8	18	4	0	0	1	16	FT% 8-14 57.1%	
11 DQ Nicholas	09:15	2-3	0-1	4-4	0 1 1	5 4	8	0	4	1	0	6	2nd FG% 9-19 47.4%	
25 Nygal Russell	32:31	3-5	3-5	5-8	0 7 7	4 4	14	1	1	2	2	0	3PT% 3-8 37.5%	
21 Nana Akenten	32:27	6-12	4-9	1-2	0 6 6	2 1	17	2	2	3	2	0	13-21 61.9%	
14 Nate Johnson	13:21	0-0	0-0	1-1	1 3 4	2 1	0	2	0	0	1	0	GM FG% 20-41 48.8%	
2 Jordan Love	26:34	2-6	0-1	0-3	0 3 3	0 2	4	3	1	4	0	0	3PT% 10-23 43.5%	
33 Dylan Branson	05:12	0-0	0-0	0-0	0 0 0	1 0	0	0	2	1	0	0	FT% 21-25 84.0%	
Team					0 0 0								Dead Ball Rebounds: 7, 9	
Totals	20-41	10-23	21-35	3 25	31	22	25	71	12	17	11	5		
Technical Fouls: NONE														
Kansas City - 66														
Record: 2-1														
NO. Name	Min	FG	3P	FT	Rebounds	Fouls	TP	AS	TO	ST	Blocks	pts	Shooting By Period	
20 Josiah Alick	20:52	3-4	1-2	0-0	1 3 4	4 1	7	0	0	2	1	0	1st FG% 10-22 45.5%	
00 Zion Williams	32:30	5-9	0-1	0-0	1 3 4	4 0	10	5	5	4	0	0	3PT% 3-10 30.0%	
3 Brandon McRae	30:16	5-12	1-3	5-8	0 2 2	5 10	16	2	4	2	0	1	FT% 8-12 66.7%	
11 Franck Kamgain	33:52	1-7	0-2	6-8	0 3 3	3 4	8	3	2	2	0	1	2nd FG% 14-30 46.7%	
33 Marvin Nesbitt Jr.	37:56	7-12	1-2	0-3	3 5 8	3 4	15	1	1	1	2	1	3PT% 1-3 33.3%	
32 Kaien Lennix	06:26	0-2	0-1	0-0	0 0 0	0 0	0	2	0	0	0	0	FT% 6-11 54.5%	
10 Hilde Roessink	16:09	2-4	1-2	3-4	0 3 3	1 3	8	0	3	0	0	0	GM FG% 24-52 46.2%	
21 Sam Martin	07:15	0-0	0-0	0-2	2 2 2	1 0	0	1	1	0	0	-10	3PT% 4-13 30.8%	
4 Jacob Johnson	13:43	1-2	0-0	0-0	0 0 0	2 0	2	0	1	1	0	0	FT% 14-23 60.9%	
12 Jonathan Bolden	00:58	0-0	0-0	0-0	0 0 0	0 0	0	0	0	0	0	-1	Dead Ball Rebounds: 2, 9	
Team					2 4 6									
Totals	24-52	4-13	14-23	7 25	32	22	66	13	17	13	2	5		
Technical Fouls: NONE														
Biggest lead 11 (2nd 17:51) 3 (1st 18:47)														
Best Scoring Run 3 (2nd 17:51) 2 (2nd 1:19)														
Lead Changes 3														
Times Tied 1														
Time with Lead 34:40 04:07														
Points from Turnovers SEMO 20 KC 15														
Paint SEMO 16 KC 42														
Second Chance Fast Breaks SEMO 8 KC 12														
Bench SEMO 21 KC 10														
Period by Period Scoring														
SEM 37 34 71														
Roos 31 35 66														

#### Official Basketball Box Score -- Game Totals -- Final Statistics Southern Illinois vs Southeast Missouri 12-02-20 6:30 p.m. at Show Me Center -- Cape Girardeau, Mo.

Southern Illinois 87 • 1-0															
Record: 1-0															
##	Player		Total	3-Ptr		Rebounds									
			FG-FGA	FG-FGA	FT-FTA	Off	Def	Tot	PF	TP	A	TO	Blk	Stl	
01	DOMASK, Marcus	f	6-11	1-3	11-12	1	4	5	1	24	3	6	2	0	
33	D'AVANZO, Anthony	f	4-7	2-3	3-3	1	3	4	3	13	0	0	3	0	
05	JONES, Lance	g	3-10	1-4	0-2	1	3	4	1	7	2	1	1	2	
10	HARVEY, Ben	g	5-11	3-6	9-10	0	7	7	2	22	3	0	1	0	
24	BROWN, Trent	g	1-5	1-2	1-2	0	4	4	3	4	2	1	0	1	
03	BANKS, Dalton	g	5-9	1-2	3-3	0	1	1	4	14	1	1	0	2	
14	FILEWICH, Kyler	g	1-2	0-0	0-0	0	1	1	4	2	1	0	0	0	
22	VERPLANCKEN, Steven	g	0-2	0-1	1-3	0	2	2	0	1	1	0	0	0	
25	LONG, Jakolby	g	0-1	0-0	0-0	0	1	1	0	0	0	0	0	0	
Team						1	7	8							
Totals			25-58	9-21	28-35	4	33	37	18	87	13	9	7	5	225
FG % 1st Half: 10-27 37.0% 2nd half: 12-25 48.0% OT: 3-6 50.0% Game: 25-58 43.1% Deadball Rebounds 3															
3FG % 1st Half: 3-10 30.0% 2nd half: 5-9 55.6% OT: 1-2 50.0% Game: 9-21 42.9%															
FT % 1st Half: 6-11 54.5% 2nd half: 13-14 92.9% OT: 9-10 90.0% Game: 28-35 80.0%															
Southeast Missouri 79 • 1-1															
##	Player		Total	3-Ptr		Rebounds									
			FG-FGA	FG-FGA	FT-FTA	Off	Def	Tot	PF	TP	A	TO	Blk	Stl	
31	TAYLOR, Nolan	f	6-11	0-0	2-5	2	5	7	3	14	2	0	0	0	
03	REED, JR., Eric	g	6-10	3-5	2-3	4	1	5	3	17	0	0	1	1	
05	HARRIS, Chris	g	6-15	1-6	2-2	1	0	1	5	15	5	2	0	1	
11	NICHOLAS, DQ	g	2-12	0-1	3-5	0	3	3	3	7	4	2	0	0	
25	RUSSELL, Nygal	g	0-6	0-1	0-0	4	7	11	5	0	2	2	1	2	
02	LOVE, Jordan	g	4-5	1-1	1-4	0	3	3	1	10	3	2	1	1	
14	JOHNSON, Nate	g	3-5	0-0	0-0	1	2	3	0	6	1	0	2	0	
21	AKENTEN, Nana	g	3-7	1-4	1-2	1	7	8	5	8	1	5	2	1	
33	BRANSON, Dylan	g	1-3	0-1	0-0	1	3	4	3	2	3	0	0	0	
Team						4	1	5							
Totals			31-74	6-19	11-21	18	32	50	28	79	21	13	7	6	225
FG % 1st Half: 13-33 39.4% 2nd half: 15-32 46.9% OT: 3-9 33.3% Game: 31-74 41.9% Deadball Rebounds 2															
3FG % 1st Half: 1-6 16.7% 2nd half: 4-9 44.4% OT: 1-4 25.0% Game: 6-19 31.6%															
FT % 1st Half: 4-7 57.1% 2nd half: 6-10 60.0% OT: 1-4 25.0% Game: 11-21 52.4%															
Officials: John Dillon, Gene Grimshaw, Mike O'Neill															
Technical Fouls: Southern Illinois-None. Southeast Missouri-None.															
Attendance: 740															
Score by periods															





# Game 3

## Lipscomb 77 Southeast Missouri 82

December 7, 2020 • Show Me Center • Cape Girardeau, Mo.



### CAPE GIRARDEAU, Mo.

Chris Harris and Eric Reed, Jr. each scored 19 points, and Nolan Taylor added 16 points and

eight rebounds to lead Southeast Missouri to an 82-77 win over Preseason Atlantic Sun Conference favorite Lipscomb.

SEMO led for the final 11:04 of the tight contest after Reed, Jr.'s jumper gave it a 56-55 edge. The Redhawks then didn't lead by more than six points and fought off a Lipscomb team that pulled to within one six times in the last 10 minutes.

Jordan Love drove the lane and scored a big basket to put the Redhawks ahead, 78-72, at the 2:24

mark. SEMO later made four free throws in the final 1:01 to polish off the win.

Reed, Jr. gave SEMO a huge spark off the bench going 8-of-10 from the field and 3-of-4 from 3-point range.

Taylor was a force underneath finishing with 5-of-9 field goals, 6-of-8 free throws, five offensive rebounds and five assists in 28 minutes.

Harris shot 7-of-13 from the field, made three 3-pointers and dished out three assists, while DQ Nicholas contributed 12 points, five assists and three steals.

Head Coach Brad Korn picked up his first career win at the show Me Center.

# Game 4

## Southeast Missouri 74 Lipscomb 80<sup>OT</sup>

December 9, 2020 • Allen Arena • Nashville, Tenn.



### NASHVILLE, Tenn.

Southeast Missouri put together a ferocious comeback, but came up short in an 80-74 overtime loss to

Lipscomb.

Jake Wolfe scored 26 points and made a 3-pointer at the buzzer to send the game to overtime.

LU was down four with 50 seconds left in regulation and pulled within a point on a Wolfe Layup. Jordan Love was later fouled and split two free throws leaving SEMO ahead, 63-60.

Wolfe then splashed in an off-balance 3-pointer to send the game to overtime.

The Bisons went a perfect 8-of-8

at the free throw line in overtime to avenge an earlier loss to the Redhawks.

The Redhawks trailed by 15 points (40-25) 3:39 into the second half and used a 20-2 run to erase the deficit.

Nygall Russell scored five points in a quick 42 seconds and made a free throw to tie the game at 44-44 with 8:51 on the clock.

Nolan Taylor's layup gave SEMO its first lead since the first half at 47-46.

Four free throws by DQ Nicholas off a pair of LU technical fouls helped widen SEMO's lead to 55-46 with a little over six minutes remaining.

SEMO led the rest of the way until Wolfe's game-tying three.



Official Basketball Box Score -- Game Totals -- Final Statistics  
Lipscomb vs Southeast Missouri  
12-07-20 6:30 p.m. at Show Me Center -- Cape Girardeau, Mo.



### Lipscomb 77 • 1-4

#	Player	Total		3-Ptr		Rebounds		PF	TP	A	TO	Blk	Stl	Min.
		FG-FGA	FG-FGA	FT-FTA	FT-FTA	Off	Def							
23	ASADULLAH, Ahsan	c	6-8	0-0	4-6	1	6	7	2	16	10	6	2	31
01	JONES, Greg	g	7-13	4-9	0-0	0	1	1	1	18	0	0	0	35
03	FERGUSON, Romeao	g	4-10	0-3	2-2	1	4	5	3	10	3	2	0	30
10	WOLFE, Jake	g	7-10	4-5	4-5	0	2	2	1	22	3	3	0	29
25	MILLER, Miles	g	1-6	1-3	0-0	1	1	2	4	3	5	0	0	22
05	COLEMAN, Kaleb	g	1-2	1-2	0-0	0	0	0	1	3	0	1	0	3
11	JONES, Alex	g	0-0	0-0	0-0	1	0	1	1	0	1	0	0	18
12	CARY, Carson	g	0-0	0-0	0-0	0	0	0	0	0	0	0	0	9
13	HAZEN, Parker	g	2-2	0-0	1-1	0	5	5	3	5	0	1	0	23
Team						0	2	2						
Totals			28-51	10-22	11-14	4	21	25	16	77	22	13	2	200

FG % 1st Half: 14-28 50.0% 2nd half: 14-23 60.9% Game: 28-51 54.9%  
3FG % 1st Half: 6-13 46.2% 2nd half: 4-9 44.4% Game: 10-22 45.5%  
FT % 1st Half: 3-5 60.0% 2nd half: 8-9 88.9% Game: 11-14 78.6%

### Southeast Missouri 82 • 2-1

#	Player	Total		3-Ptr		Rebounds		PF	TP	A	TO	Blk	Stl	Min.
		FG-FGA	FG-FGA	FT-FTA	FT-FTA	Off	Def							
31	TAYLOR, Nolan	r	5-9	0-0	6-8	5	3	8	3	16	5	0	1	28
05	HARRIS, Chris	g	7-13	3-7	2-2	0	0	0	0	19	3	2	0	30
11	NICHOLAS, DQ	g	4-10	1-4	3-4	1	2	3	4	12	5	2	0	29
21	AKENTEN, Nana	g	3-10	3-6	0-0	3	4	7	1	9	0	1	0	29
25	RUSSELL, Nygal	g	1-5	0-3	1-2	1	2	3	0	3	0	1	0	20
02	LOVE, Jordan	g	1-3	0-1	0-0	0	2	2	0	2	4	0	0	21
03	REED, JR., Eric	g	8-10	3-4	0-0	0	2	2	2	19	1	0	0	23
14	JOHNSON, Nate	g	1-1	0-0	0-0	1	3	4	1	2	0	1	0	12
33	BRANSON, Dylan	g	0-1	0-1	0-0	0	0	0	1	0	1	0	0	8
Team						0	2	2						
Totals			30-62	10-26	12-16	11	20	31	12	82	19	7	1	200

FG % 1st Half: 16-32 50.0% 2nd half: 14-30 46.7% Game: 30-62 48.4%  
3FG % 1st Half: 5-12 41.7% 2nd half: 5-14 35.7% Game: 10-26 38.5%  
FT % 1st Half: 2-2 100.0% 2nd half: 10-14 71.4% Game: 12-16 75.0%

Officials: Greg Rennegarbe, Davis Maxwell, Cedric Coleman  
Technical fouls: Lipscomb-None. Southeast Missouri-None.  
Attendance: 580

Score by periods	1st	2nd	Total
Lipscomb	37	40	77
Southeast Missouri	39	43	82

Points	In	Off	2nd	Fast	Bench
LU	32	7	1	2	8
SEMO	28	23	12	4	23



Official Basketball Box Score -- Game Totals -- Final Statistics  
SEMO vs Lipscomb  
12-09-20 7 p.m. at Allen Arena -- Nashville, Tenn.



### SEMO 74 • 2-2

#	Player	Total		3-Ptr		Rebounds		PF	TP	A	TO	Blk	Stl	Min.
		FG-FGA	FG-FGA	FT-FTA	FT-FTA	Off	Def							
31	TAYLOR, Nolan	r	3-6	0-0	2-2	1	3	4	1	8	0	2	1	20
05	HARRIS, Chris	g	7-17	4-8	3-8	0	2	2	2	21	0	4	0	35
11	NICHOLAS, DQ	g	5-12	1-3	6-7	1	4	5	2	17	1	6	1	37
21	AKENTEN, Nana	g	1-3	0-2	0-0	1	3	4	2	2	2	2	1	22
25	RUSSELL, Nygal	g	3-4	0-1	3-5	4	4	8	5	9	1	2	0	29
02	LOVE, Jordan	g	2-6	0-1	4-6	1	4	5	2	8	2	1	0	29
03	REED, JR., Eric	g	2-3	1-2	0-0	1	2	3	4	5	0	2	0	30
14	JOHNSON, Nate	g	1-3	0-0	0-0	3	2	5	1	2	1	0	0	10
33	BRANSON, Dylan	g	1-1	0-0	0-0	0	0	0	3	2	1	2	0	13
Team						3	2	5						
Totals			25-55	6-17	18-28	15	26	41	22	74	8	21	3	225

FG % 1st Half: 7-22 31.8% 2nd half: 13-24 54.2% OT: 5-9 55.6% Game: 25-55 45.5%  
3FG % 1st Half: 3-8 37.5% 2nd half: 3-7 42.9% OT: 0-2 0.0% Game: 6-17 35.3%  
FT % 1st Half: 5-8 62.5% 2nd half: 12-19 63.2% OT: 1-1 100.0% Game: 18-28 64.3%

### Lipscomb 80 • 2-4

#	Player	Total		3-Ptr		Rebounds		PF	TP	A	TO	Blk	Stl	Min.
		FG-FGA	FG-FGA	FT-FTA	FT-FTA	Off	Def							
23	ASADULLAH, Ahsan	c	3-5	0-0	1-2	0	5	5	7	2	2	1	0	17
01	JONES, Greg	g	6-13	3-8	2-2	0	0	0	4	17	1	0	0	39
03	FERGUSON, Romeao	g	6-7	0-0	0-2	1	5	6	4	12	1	3	2	39
10	WOLFE, Jake	g	6-11	2-3	12-14	0	2	2	1	26	4	0	0	39
25	MILLER, Miles	g	0-4	0-1	0-0	0	1	1	1	0	1	2	0	15
02	PRUITT, Will	g	0-1	0-0	0-0	0	0	0	0	0	0	0	0	0
04	SHULMAN, Tanner	g	0-0	0-0	0-0	0	0	0	0	0	0	0	0	3
05	COLEMAN, Kaleb	g	0-2	0-1	0-0	0	1	1	0	0	0	0	0	8
11	JONES, Alex	g	2-3	1-2	0-0	0	4	4	1	5	5	1	0	20
12	CARY, Carson	g	3-5	3-5	2-2	0	1	1	1	11	0	1	0	16
13	HAZEN, Parker	g	0-3	0-0	0-0	0	1	1	5	0	0	0	0	12
14	MURR, Tommy	g	0-1	0-0	2-2	0	0	0	2	2	1	0	0	7
Team						2	2	4						
Totals			26-55	9-20	19-24	3	22	25	24	80	15	10	3	225

FG % 1st Half: 13-30 43.3% 2nd half: 9-20 45.0% OT: 4-5 80.0% Game: 26-55 47.3%  
3FG % 1st Half: 6-11 54.5% 2nd half: 2-8 25.0% OT: 1-1 100.0% Game: 9-20 45.0%  
FT % 1st Half: 0-0 0.0% 2nd half: 11-16 68.8% OT: 8-8 100.0% Game: 19-24 79.2%

Officials: Wil Howard, R.B. Clyburn, John Dillon  
Technical fouls: SEMO-None. Lipscomb-JONES, Greg; WOLFE, Jake.  
Attendance: 488

Score by periods	1st	2nd	OT	Total
SEMO	22	41	11	74
Lipscomb	32	31	17	80

Points	In	Off	2nd	Fast	Bench
SEMO	32	17	17	0	17
LIP	34	30	2	6	18





# SOUTHEAST MISSOURI BASKETBALL NOTES // #2 MOREHEAD STATE

## Game 5

### Southeast Missouri 63 Evansville 66 OT

December 15, 2020 • Ford Center • Evansville, Ind.



#### EVANSVILLE, Ind.

Southeast Missouri lost in overtime for the third time when it fell to Missouri Valley Conference member Evansville, 66-63.

UE trailed, 54-48, with 2:50 left to play when it scored eight of the final 10 points of regulation and tied the game at 56-56. Jawaun Newton made two free throws with 21 seconds left to knot things up.

In overtime, SEMO led, 63-61, after Jordan Love split a pair of free throws with 18 seconds on the clock. On the ensuing possession, Shamar Givance made a layup and was fouled with one second remaining. Givance knocked down

the free throw to complete his 3-point play and send the Purple Aces to victory.

SEMO led by no more than six points in the game.

Nana Akenten, Nate Johnson and Eric Reed, Jr. combined for 18 of the Redhawks 26 points in a low scoring first half.

Reed, Jr. came off the bench to lead SEMO with 16 points on 6-of-11 field goals. Three of his makes came from 3-point range. Akenten followed with 14 points and a game-high 4-of-4 from distance. Nolan Taylor narrowly missed a double-double with 13 points and nine rebounds.

The Redhawks outrebounded UE, 41-32.

## Game 6

### UT Martin 69 Southeast Missouri 67

December 18, 2020 • Show Me Center • Cape Girardeau, Mo.



#### CAPE

#### GIRARDEAU, Mo.

Eden Holt made a baseline jumper with one second

left to lift UT Martin to a 69-67 win over Southeast Missouri.

Chris Harris, who had a team and career-high 23 points, tied the game at 67-67 on his trey with eight seconds remaining.

Then, on the final possession, Holt drove to his right and got off his jumper which dropped through the basket to give the Skyhawks their Ohio Valley Conference opening victory.

SEMO, which lost for the first time in a game that didn't go to overtime, led for only 1:39 of the

contest.

In a back-and-forth battle that included four ties and six lead changes, the Redhawks never led by more than two points and were shaken off by the Skyhawks every time they made a run.

Holt's 3-pointer put UTM up, 54-48, with a little over six minutes to go.

A 3-pointer by Eric Reed, Jr. cut the Skyhawks lead in half before Nygal Russell converted a 3-point play to make it a 54-54 game.

With less than a minute to go, Harris made a jumper to pull SEMO within three before knocking down his game-tying shot.

Harris scored double figures for the fifth time in 2020-21.



Official Basketball Box Score - Final  
Southeast Mo. St. at Evansville  
12/15/20 Ford Center, Evansville  
2020-21 Men's Basketball

Game Time: 6:00 PM  
Game Duration: 2:11

Officials: Gary Maxwell, Antonio Petty, Terry Wyrmer

Southeast Mo. St. - 63

Record: 2-3

NO.	Name	Min	FG	3P	FT	Rebounds	Fouls	TP	AS	TO	ST	Blocks	BA	+/				
31	Nolan Taylor	F 29:16	6-11	0-0	1-3	0	9	9	4	5	13	1	2	0	0	1	-7	
5	Chris Harris	G 25:00	1-9	0-3	2-3	0	2	2	4	4	0	4	0	4	0	0	1	-11
11	DQ Nicholas	G 26:56	1-5	0-2	0-0	0	7	7	5	0	2	4	3	1	0	0	1	-4
21	Nana Akenten	G 27:59	4-6	4-4	2-2	3	2	5	3	1	14	0	1	0	0	0	1	3
25	Nygal Russell	G 27:57	1-3	0-1	0-0	0	6	6	1	0	2	0	2	1	0	0	0	-9
3	Eric Reed, Jr.	38:22	6-11	3-5	1-3	1	3	4	0	3	16	1	2	1	0	0	0	3
2	Jordan Love	24:19	1-6	0-0	1-2	1	1	2	3	2	3	2	2	1	0	0	0	-1
14	Nate Johnson	14:47	2-3	0-0	2-2	3	0	3	3	1	6	0	0	0	0	0	0	5
33	Dylan Branson	10:24	1-1	1-1	0-0	0	0	0	1	1	3	1	0	0	0	0	0	-4
Team						2	1	3			0							
Totals			23-55	8-16	9-15	10	31	41	24	17	63	9	16	4	0	4	4	-3

Technical Fouls: NONE

Dead Ball Rebounds: 1, 0

Evansville - 66

Record: 2-3

Transformations		Recap															
NO.	Name	Min	FG	3P	FT	Rebounds	Fouls	TP	AS	TO	ST	Blocks	BS	BA	+/		
2	Jax Levitch	F 34:00	0-3	0-3	0-0	1	6	7	1	0	0	0	0	0	0	13	
10	Evan Kuhlman	F 20:30	2-7	2-5	0-0	1	2	3	4	0	6	1	1	0	2	0	12
3	Jawaun Newton	G 40:22	4-11	3-6	4-4	0	4	4	3	9	15	1	1	0	0	0	6
5	Shamar Givance	G 38:39	7-13	0-1	6-8	0	3	3	3	5	20	5	2	1	1	0	-4
30	Noah Frederickking	G 35:31	4-6	2-4	1-2	0	3	3	0	3	11	0	0	0	0	0	6
31	Iyen Enaruna	25:24	3-6	0-0	3-4	3	3	3	2	5	9	0	1	0	1	0	-5
23	Trey Hall	11:42	1-3	1-2	0-0	0	1	1	1	0	3	0	1	2	0	0	-12
41	Samari Curtis	11:39	0-2	0-0	2-4	0	3	3	1	2	2	0	1	1	0	0	-1
00	Gage Bobe	02:39	0-1	0-1	0-0	0	0	0	0	0	0	0	0	0	0	0	5
11	Thomas Gilgeous-Alexander	04:34	0-2	0-1	0-0	0	1	1	2	0	0	0	0	0	0	0	-5
Team						0	1	1			0						
Totals			21-54	8-23	16-22	5	27	32	17	24	66	8	9	4	4	0	3

Technical Fouls: NONE

	SEMO	EVAN
Biggest lead	6 (1 <sup>st</sup> 13:33)	5 (1 <sup>st</sup> 18:19)
Best Scoring Run	8 (2 <sup>nd</sup> 5:30)	7 (2 <sup>nd</sup> 7:07)
Lead Changes	8	
Times Tied	6	
Time with Lead	28:18	13:04
Points from Turnovers	13	12
Paint	24	20
Second Chance	12	7
Fast Breaks	8	9
Bench	28	14
Period by Period Scoring		
1st	26	30
2nd	30	7
OT	1	63
TOT	57	66

### Official Basketball Box Score -- Game Totals -- Final Statistics UT Martin vs Southeast Missouri 12-18-20 6:30 p.m. at Show Me Center -- Cape Girardeau, Mo.

#### UT Martin 69 • 3-0, 1-0 OVC

#	Player	Total		3-Ptr		Rebounds				PF	TP	A	TO	Blk	Stl	Min
		FG-FGA	FG-FGA	FT-FTA	FT-FTA	Off	Def	Tot								
12	KENNEDY, Ajani	f	1-5	0-3	0-0	0	3	6	4	2	2	1	0	0	0	26
33	ESKRIDGE, Kenton	f	4-7	1-2	0-2	0	2	2	1	9	3	2	0	0	0	26
00	HOLT, Eden	g	4-10	2-4	0-0	0	1	1	2	10	5	0	0	2	40	
04	WILLIAMS, Jaron	f	5-9	3-3	0-0	1	5	6	3	13	0	2	1	0	0	29
15	HOLDEN, Cameron	g	8-14	1-1	7-7	2	8	10	3	24	1	3	0	4	31	
02	THOMAS, Anthony	f	3-11	0-4	3-6	2	2	4	2	9	1	0	0	0	0	35
10	RUSTIN, Eric	f	0-1	0-0	2-2	0	1	1	2	2	0	1	1	0	0	13
Team						0	3	3								
Totals			25-57	7-17	12-17	8	25	33	17	69	12	9	2	6	200	
FG % 1st Half: 12-27 44.4%		2nd half: 13-30 43.3%		Game: 25-57 43.9%		Deadball Rebounds: 3										
3FG % 1st Half: 4-10 40.0%		2nd half: 3-7 42.9%		Game: 7-17 41.2%												
FT % 1st Half: 3-4 75.0%		2nd half: 9-13 69.2%		Game: 12-17 70.6%												

#### Southeast Missouri 67 • 2-4, 0-1 OVC

		Total			3-Ptr		Rebounds											
#	Player	FG-FGA	FG-FGA	FT-FTA	Off	Def	Tot	PF	TP	A	TO	Blk	Stl	Min				
31	TAYLOR, Nolan	f	1-1	0-0	1-2	1	1	2	3	3	1	1	0	0	18			
05	HARRIS, Chris	g	7-14	2-5	7-10	0	1	1	2	23	1	3	0	0	32			
11	NICHOLAS, DQ	g	5-7	1-2	0-0	0	6	6	2	11	4	3	1	2	32			
21	AKENTEN, Nana	g	2-7	1-5	0-0	0	3	3	2	5	2	1	0	1	30			
25	RUSSELL, Nygal	g	1-3	0-2	2-4	3	2	5	3	4	6	1	0	1	21			
02	LOVE, Jordan		3-7	3-6	0-0	1	1	2	2	9	2	2	0	1	19			
03	REED, JR., Eric		3-10	2-7	2-2	0	1	1	2	10	1	0	1	0	27			
10	PATTERSON, Manny		0-0	0-0	0-0	0	4	4	0	0	0	0	0	0	5			
14	JOHNSON, Nate		1-2	0-0	0-1	0	2	2	1	2	0	0	1	0	9			
33	BRANSON, Dylan		0-0	0-0	0-0	0	1	1	1	0	0	0	0	0	7			
Team						1	4	5										
Totals			23-51	9-27	12-19	6	26	32	18	67	17	11	3	5	200			
FG % 1st Half: 10-24 41.7%		2nd half: 13-27 48.1%		Game: 23-51 45.1%		Deadball Rebounds: 4												
3FG % 1st Half: 2-10 20.0%		2nd half: 7-17 41.2%		Game: 9-27 33.3%														
FT % 1st Half: 9-13 69.2%		2nd half: 3-6 50.0%		Game: 12-19 63.2%														

Officials: Bret Smith, James Hicks, Scott Tierney  
Technical fouls: UT Martin-None. Southeast Missouri-None.  
Attendance: 748

Score by periods	1st	2nd	Total
UT Martin	31	38	69
Southeast Missouri	31	36	67

	In	Off	2nd	Fast	Bench
Points	26	8	12	7	11
UTM	20	12	7	8	21
SEMO					





# Game 7

## Southeast Missouri 66 Indiana State 72

December 22, 2020 • Hulman Center • Terre Haute, Ind.



### TERRE HAUTE, Ind.

Indiana State scored 28 points at the free throw line to key a 72-66 win over Southeast Missouri.

One of the top free throw shooting teams in the Missouri Valley Conference, ISU shot 80 percent (28-of-35) from the charity stripe and that was the difference.

For the game, ISU and SEMO combined for 50 fouls and 62 free throw attempts.

The Redhawks never led en route to their first loss of the season that wasn't in overtime or decided by a last second shot.

ISU started the game on a 9-0

run to put SEMO into an early hole just 3:33 in. The Redhawks turned the ball over six times in that stretch.

Eric Reed, Jr. later buried a 3-pointer to get the Redhawks within four (20-16) at the 8:29 mark of the first half, but the Sycamores answered with the next five points extending their lead to 25-19.

SEMO committed 11 turnovers in the first half, which resulted in the Sycamores taking a 32-24 lead at the intermission.

The Redhawks, who trailed, 52-36, with a little over 12 minutes remaining, managed to get to within four (64-60) on a pair of Dylan Branson free throws with 1:40 to go.

Chris Harris led SEMO with 16 points.

# Game 8

## Southeast Missouri 63 Tennessee Tech 72

December 30, 2020 • Eblen Center • Cookeville, Tenn.



### COOKEVILLE, Tenn.

Southeast Missouri matched a season-low in points and had 19 turnovers in a 72-63 road loss to Tennessee Tech.

After Damaria Franklin's layup gave the Golden Eagles a double-digit lead at 15-5, the Redhawks used a 9-0 run to pull within one (15-14) with 11:41 remaining in the first half.

TTU immediately answered with a 9-0 run of its own and later led, 38-23, at halftime.

SEMO cut the Golden Eagles lead to four (56-52) when Eric

Reed, Jr. converted a 3-point play with 6:39 left, but that was as close as the Redhawks would get the rest of the way.

SEMO was within two possessions a total of six times in the final 4:39 of the contest, but couldn't catch the Golden Eagles.

Reed, Jr. led the Redhawks with 14 points and Chris Harris added 11.

SEMO shot 44.4 percent (24-of-54) from the field and 57.1 percent (8-of-14) at the free throw line. The Redhawks also turned the ball over 19 times.

Jr. Clay finished with a game-high 22 points to pace TTU.



Official Basketball Box Score - Final  
Southeast Mo. St. at Indiana St.  
12/22/20 Hulman Center, Terre Haute, Ind.  
2020-21 Men's Basketball

Game Time: 1:00 PM  
Game Duration: 2:08  
Attendance: 100

Southeast Mo. St. - 66															
Record: 2-5															
NO. NAME	Min	FG		3P	FT	Rebounds		Fouls	TP	AS	TO	ST	Blocks	+/-	
		M/A	M/A	M/A	OR	DR	PF	FT							
31 Nolan Taylor	18:09	4-6	0-0	3-4	4	2	6	2	3	11	1	0	0	0	-4
5 Chris Harris	35:55	5-12	1-4	5-7	1	5	6	1	6	16	2	2	0	0	-6
11 DQ Nicholas	26:13	3-7	0-1	3-5	0	1	1	4	4	9	1	5	2	0	-5
21 Nana Akenten	19:49	1-5	0-3	2-3	1	3	4	5	3	4	1	1	2	0	-8
25 Nygal Russell	16:05	0-5	0-2	0-0	0	4	4	0	0	0	3	0	0	0	1
3 Eric Reed, Jr.	24:22	2-5	2-4	0-0	3	0	3	3	0	6	0	1	1	0	-8
14 Nate Johnson	00:49	0-0	0-0	0-0	0	0	0	1	0	0	1	0	0	0	-2
10 Manny Patterson	09:26	2-3	0-0	1-2	0	2	2	3	2	5	0	2	0	0	4
44 Darrius Agnew	11:33	1-2	0-0	0-0	0	2	2	2	0	2	0	0	1	1	-3
2 Jordan Love	17:22	0-4	0-0	1-2	0	2	2	0	1	1	1	0	0	0	-2
33 Dylan Branson	20:17	3-3	3-3	3-4	1	3	4	2	4	12	1	4	0	0	3
Team						1	0	1			0				0
Totals	21:52	6-17	18-27	11	24	35	27	23	66	7	19	6	1	1	-6
Technical Fouls: NONE															

Indiana St. - 72			Record: 3-2														
NO. NAME	C	Min	FG		3P	FT	Rebounds		Fouls		TP	AS	TO	ST	Blocks		+/-
			M/A	M/A	M/A	OR	DR	PF	FT	BS					BA		
1 Tre Williams		34:24	3-5	0-0	5-7	2	6	8	4	6	11	1	4	0	1	0	3
3 Jake LaRavia		19:13	3-6	0-0	9-12	1	4	5	4	9	15	0	3	1	0	0	6
4 Cooper Neese		22:22	1-5	0-3	7-8	0	1	1	3	5	9	2	1	1	0	0	5
10 Julian Larry		24:58	0-3	0-2	0-0	0	1	2	5	0	0	1	1	2	0	0	9
11 Tyreke Key		30:29	5-9	1-4	7-7	0	5	5	2	4	18	2	2	0	0	0	9
20 Cobie Barnes		19:38	2-4	1-1	0-0	0	5	5	0	0	5	0	2	0	0	0	-3
14 Tobias Howard		22:19	2-6	1-3	0-0	0	0	0	2	0	5	3	1	0	0	0	-2
44 Randy Miller Jr.		21:45	4-8	1-4	0-1	1	2	3	1	1	9	1	0	1	0	1	-1
21 Ndongo Ndaw		04:52	0-0	0-0	0-0	0	0	0	2	0	0	0	1	1	0	0	-2
Team						1	0	1			0		0				
Totals		20:46	4-17	28-35	6	24	30	23	27	72	10	15	6	1	1	6	
Technical Fouls: NONE																	
Shooting By Period																	
1st FG% 11-23 47.8%																	
3PT% 2-10 20.0%																	
FT% 8-10 80%																	
2nd FG% 9-23 39.1%																	
3PT% 2-7 28.6%																	
FT% 20-25 80%																	
GM FG% 20-46 43.5%																	
3PT% 4-17 23.5%																	
FT% 28-35 80.0%																	
Dead Ball Rebounds: 3, 0																	

	SEMO	INS
Biggest lead	0 (1 <sup>st</sup> 20:00)	16 (2 <sup>nd</sup> 12:38)
Best Scoring Run	7(2 <sup>nd</sup> 6:25)	9(1 <sup>st</sup> 16:27)
Lead Changes	0	
Times Tied	0	
Time with Lead	00:00	39:36

	Points from Turnovers	SEMO	INS
		15	18
	Paint	30	24
	Second Chance	12	7
	Fast Breaks	6	18
	Bench	26	19

Period by Period Scoring				
	1st	2nd	TOT	
SEMO	24	42	66	
INS	32	40	72	



Official Basketball Box Score - Final  
Southeast Missouri at Tennessee Tech  
12/30/20 Eblen Center, Cookeville, Tenn.  
2020-21 Men's Basketball

Game Time: 8:00 PM  
Game Duration: 1:52  
Attendance: 430

Southeast Missouri - 63			Record: 2-6 (0-2)														
NO. Name		Min	FG	3P	FT	Rebounds	Fouls	TP	AS	TO	ST	Blocks	e/+	Shooting By Period			
			M/A	M/A	M/A	OR	DR	PF	FD					BS	BA	1st FG%	2nd FG%
31 Nolan Taylor	F	14:59	4-5	0-0	0-0	0	2	3	1	8	0	1	1	0	0	3PT% 9-25 36.0%	
3 Eric Reed, Jr.	G	31:12	5-9	2-5	2-4	2	2	0	3	4	14	1	1	0	0	3PT% 3-11 27.3%	
5 Chris Harris	G	24:42	3-9	2-4	3-4	0	3	3	2	4	11	2	3	0	0	FT% 2-4 50%	
11 DQ Nicholas	G	31:16	3-8	0-1	2-4	1	3	4	2	4	8	4	1	0	0	2nd FG% 15-29 51.7%	
21 Nana Akenten	G	32:31	3-13	2-8	0-0	1	8	9	3	0	8	2	3	0	0	3PT% 4-9 44.4%	
14 Nate Johnson		02:34	0-0	0-0	0-0	0	0	0	0	0	0	0	0	0	0	FT% 6-10 60%	
10 Manny Patterson		19:03	2-2	0-0	0-0	0	1	1	4	2	4	1	2	0	0	GM FG% 24-54 44.4%	
25 Nygal Russell		15:47	2-5	1-2	0-0	0	1	1	1	1	5	0	1	0	0	3PT% 7-20 35.0%	
33 Dylan Branson		11:36	1-1	0-0	0-0	0	0	0	0	1	1	2	0	0	0	FT% 8-14 57.1%	
2 Jordan Love		12:56	1-1	0-0	1-2	0	3	3	0	1	3	1	2	2	0	Dead Ball Rebounds: 3.0	
44 Darrius Agnew		03:24	0-1	0-0	0-0	0	0	0	0	0	0	0	0	0	0		
Team						2	3	5									
Totals			24-54	7-20	8-14	6	24	30	19	18	63	16	19	5	1	4	-9
Technical Fouls: NONE																	

Tennessee Tech - 72															
Record: 1-9 (1-2)															
NO. Name		Min	FG	3P	FT	Rebounds		Fouls		TP	AS	TO	ST	Blocks	+/-
			M-A	M-A	M-A	OR	DR	PF	FF						
12	Amadou Sylla	F 25:58	6-8	0-0	1-3	4	3	0	3	13	1	1	0	0	2
13	Kenny White Jr.	F 15:12	1-4	0-3	0-0	0	3	3	1	0	2	0	1	0	4
23	Austin Harvell	F 21:35	1-5	1-5	1-2	1	0	1	2	1	4	1	2	1	14
3	Keishawn Davidson	G 29:15	4-8	0-3	1-2	0	1	1	2	3	9	4	2	1	0
4	Jr. Clay	G 34:21	5-10	1-4	11-14	0	4	4	2	8	22	4	1	4	0
0	Damaria Franklin	F 29:45	4-7	1-2	2-4	2	6	8	2	2	11	1	4	2	0
11	Dane Quest	F 13:27	1-2	1-1	0-0	0	4	4	3	1	3	2	2	1	0
33	Shandon Goldman	F 14:52	2-4	0-0	0	1	1	3	1	6	0	1	1	0	0
22	Tujautae Williams	F 09:02	1-2	0-0	0-0	0	1	1	2	0	2	0	2	1	-11
10	CJ Gettelfinger	F 06:33	0-2	0-1	0-0	1	0	1	0	0	3	0	1	1	0
Team						1	3	4		0		1			
Totals			25-52	6-23	16-25	8	27	35	18	19	72	16	17	12	4
Technical Fouls: NONE															
Shooting By Period															
1st FG% 15-32 46.9%															
3PT% 4-16 25.0%															
FT% 4-5 80.0%															
2nd FG% 10-20 50.0%															
3PT% 2-7 28.6%															
FT% 12-20 60.0%															
3rd FG% 15-25 60.0%															
3PT% 6-23 26.1%															
FT% 16-22 72.7%															
Dead Ball Rebounds: 4-0															

Technical Fouls: NONE

	SEMO	Tech	Points from Turnovers	SEMO	Tech	Period by Period Scoring			
Biggest lead	0 (1 <sup>st</sup> 20:00)	15 (1 <sup>st</sup> 0:30)	Paint	30	38	SEMO	23	40	63
Best Scoring Run	9 (1 <sup>st</sup> 11:41)	9 (1 <sup>st</sup> 8:34)	Second Chance	6	12	Tech	38	34	72
Lead Changes	0	0	Fast Breaks	6	14				
Times Tied	0	0	Bench	14	22				
Time with Lead	00:00	39:48							









# Game 11

## Morehead State 64 Southeast Missouri 50

January 16, 2021 • Show Me Center • Cape Girardeau, Mo.



### CAPE GIRARDEAU, Mo.

Nana Akenten scored 14 points as Southeast Missouri dropped

a 64-50 decision to Morehead State.

SEMO played for the first time in over a week after being on pause since Jan. 8 due to COVID-19 protocols. The Redhawks practiced only once and had a pregame shoot-around before the contest.

The Redhawks and Eagles were tied, 31-31, at halftime, but MSU dominated the second half to claim its fifth-straight victory and eighth in 10 games.

MSU opened the second stanza with an 8-0 run and outscored SEMO, 33-19, in the final 20 minutes.

The Redhawks couldn't get the Eagles lead under five points at any point following MSU's surge.

Akenten started the game strong burying his first two 3-pointers in the opening 1:32 of the contest.

He scored double figures in back-to-back games for the first time this season. Akenten shot 5-of-9 from the field and 4-of-7 from downtown. He also grabbed five rebounds and made four 3-pointers in a game for the third time.

Jordan Love, Nolan Taylor and Eric Reed, Jr. followed with six points each. SEMO outrebounded MSU, 32-31.

SEMO shot 40.9 percent (18-of-44) for the game. The Redhawks turned the ball over 19 times.

### Official Basketball Box Score -- Game Totals -- Final Statistics Morehead State vs Southeast Missouri 01-16-21 4 p.m. at Show Me Center -- Cape Girardeau, Mo.

#### Morehead State 64 • 9-6, 6-2 OVC

#	Player	Total			3-Ptr		Rebounds					PF	TP	A	TO	Blk	Stl	Min
		FG	FGA	FT	FTA	Off	Def	OT										
03	BAKER, JR., James	f	6-6	2-2	0-1	2	4	6	2	14	0	1	0	0	0	0	31	
04	BROOME, Johni	f	3-7	0-0	4-5	1	4	5	3	10	0	3	1	0	3	25		
01	COOPER, DeVon	g	5-9	1-3	0-0	0	5	5	1	11	3	0	0	2	30			
02	HUNT, JR., KJ	g	3-6	1-2	1-3	1	3	4	2	8	4	4	0	0	0	29		
05	POTTER, Skyelar	g	5-12	1-4	0-0	0	2	2	2	11	1	0	0	0	33			
11	DIXON, Julius		0-1	0-1	0-0	0	0	0	0	0	0	0	0	0	0	1		
13	STANLEY-WILLIAMS, J.		0-0	0-0	0-0	0	0	0	0	0	0	0	0	0	1			
22	BRYAN, JR., LJ		0-2	0-0	4-4	1	1	2	1	4	0	0	0	0	0	13		
23	SEBREE, Jaylen		0-1	0-1	1-4	1	2	3	4	1	0	4	0	1	11			
25	THELWELL, Drew		0-0	0-0	0-0	0	0	0	0	0	0	0	0	0	0	1		
55	COOPER, Ta'lon		1-6	1-3	2-2	0	1	1	1	5	0	0	1	2	25			
Team						1			2									
Totals			23-50	6-16	12-19	7	24	31	16	64	8	12	2	8	200			

FG % 1st Half: 10-24 41.7% 2nd half: 13-26 50.0% Game: 23-50 46.0%  
3FG % 1st Half: 3-10 30.0% 2nd half: 3-6 50.0% Game: 6-16 37.5%  
FT % 1st Half: 8-10 80.0% 2nd half: 4-9 44.4% Game: 12-19 63.2%

#### Southeast Missouri 50 • 3-8, 1-4 OVC

#	Player	Total		3-Ptr		Rebounds		PF	TP	A	TO	Blk	Stl	Min
		FG	FGA	FG	FGA	Off	Def							
31	TAYLOR, Nolan	3-6	0-0	0-0	0	3	3	0	6	3	3	0	0	23
03	REED, JR., Eric	2-5	1-3	1-2	0	1	1	2	6	3	2	0	0	22
05	HARRIS, Chris	2-10	1-6	0-0	0	2	2	1	5	3	0	0	2	28
11	NICHOLAS, DQ	0-1	0-0	2-5	0	3	3	1	2	2	3	0	0	24
21	AKENTEN, Nana	5-9	4-7	0-1	2	3	5	2	14	0	3	1	1	28
02	LOVE, Jordan	3-5	0-1	0-0	0	3	3	2	6	0	2	0	1	18
10	PATTERSON, Manny	0-1	0-0	2-2	3	1	4	3	2	1	1	3	0	11
13	LONG, Parker	0-0	0-0	0-0	0	0	0	0	0	0	1	0	0	6
14	JOHNSON, Nate	0-1	0-0	0-1	0	0	0	3	0	0	0	0	0	7
25	RUSSELL, Nygal	1-3	1-3	0-0	0	3	3	3	3	1	2	0	0	14
33	BRANSON, Dylan	2-3	2-2	0-0	0	4	4	1	6	0	2	0	1	19
Team														
Totals		18-44	9-22	5-11	6	26	32	18	50	13	19	4	5	200

FG % 1st Half: 12-24 50.0% 2nd half: 6-20 30.0% Game: 18-44 40.9%  
3FG % 1st Half: 6-12 50.0% 2nd half: 3-10 30.0% Game: 9-22 40.9%  
FT % 1st Half: 1-3 33.3% 2nd half: 4-8 50.0% Game: 5-11 45.5%

Officials: Greg Rennegarbe, Kelly Davis, Jon Julius  
Technical fouls: Morehead State-None. Southeast Missouri-None.  
Attendance: 799

Score by periods	1st	2nd	Total
Morehead State	31	33	64
Southeast Missouri	31	19	50

Points	In	Off	2nd	Fast	Bench
MOR	30	22	10	2	10
SEMO	18	2	5	0	17

# Game 12

## Southeast Missouri 63 Tennessee State 59

January 19, 2021 • Gentry Center • Nashville, Tenn.



### NASHVILLE, Tenn.

Chris Harris scored 17 points and made two big free throw with 14 seconds left

and Southeast Missouri grinded out a 63-59 win over Tennessee State for its first road victory of the season.

With the win, SEMO completed a two-game sweep of TSU and ended a 23-game losing streak in true road games. The Redhawks last beat the Tigers twice in a season in 1998-99 and their last true road victory came at Eastern Illinois (88-79) on Feb. 16, 2019.

The Redhawks led by 10 (53-43) after DQ Nicholas drained a

3-pointer with 6:56 left to play.

TSU outscored SEMO, 14-6, over the next 5:05 and got within two, 59-57, on a jumper by Marcus Fitzgerald, Jr. at the 1:51 mark.

Shortly after Nolan Taylor made two big free throws, the Tigers cut the Redhawks lead to two again, this time on a second-chance layup by Ravel Moody.

Harris then sealed the win for good when he buried two free throws with 14 seconds left.

Harris made a career-high 10-of-12 free throws and pulled up to bury a huge 3-pointer to give SEMO a six-point cushion with 2:28 on the clock. It was Harris' team-high sixth double-digit scoring performance.



### Official Basketball Box Score -- Final Southeast Missouri at Tennessee State 01/19/21 Gentry Center Complex, Nashville 2020-21 Men's Basketball

Game Time: 6:00 PM  
Game Duration: 2:08  
Attendance: 231

Officials: Brett Smith, Jabir Walker, James Gibson

#### Southeast Missouri - 63

NO.	Name	Min	FG		3P		Rebounds		Fouls		TP	AS	TO	ST	Blocks	+/-
			M-A	M-A	M-A	M-A	OR	DR	PF	FD						
31	Nolan Taylor	17:43	1-2	0-0	0-0	1	2	3	3	4	8	1	2	0	0	-7
3	Eric Reed, Jr.	30:02	2-5	2-5	2-4	0	1	1	0	3	8	0	1	0	0	2
5	Chris Harris	33:12	3-8	1-4	10-12	0	5	5	2	7	17	3	3	0	0	0
11	DQ Nicholas	32:40	4-8	3-6	0-2	0	7	7	4	1	11	2	4	2	0	10
21	Nana Akenten	16:03	1-8	0-5	0-0	0	5	5	2	0	2	1	0	1	0	1
33	Dylan Branson	18:48	1-2	0-0	0-0	4	1	5	3	2	2	1	1	0	0	9
10	Manny Patterson	15:26	3-3	0-0	4-6	1	5	6	4	10	0	3	0	3	0	8
2	Jordan Love	14:04	2-7	0-0	1-1	2	0	2	0	1	5	0	1	2	0	-4
14	Nate Johnson	04:54	0-1	0-0	0-0	0	1	1	2	0	0	0	0	1	0	5
25	Nygal Russell	17:03	0-2	0-2	0-2	0	0	0	2	1	0	1	0	1	0	-4
Team																
Totals		17:46	6-22	23-35	8	28	36	23	23	63	9	15	7	3	1	4

Technical Fouls: NONE

#### Tennessee State - 59

NO.	Name	Min	FG		3P		Rebounds		Fouls		TP	AS	TO	ST	Blocks	+/-
			M-A	M-A	M-A	M-A	OR	DR	PF	FD						
4	Shakem Johnson	17:08	7-12	0-0	4-4	2	4	6	4	4	18	1	3	0	0	7
13	Mason Green	19:08	2-3	0-0	1-4	1	3	4	3	5	5	0	3	0	0	-7
00	Mark Freeman	35:47	4-14	0-2	0-1	1	4	5	2	3	8	4	1	1	0	-2
1	Marcus Fitzgerald Jr.	33:46	4-9	1-5	3-4	0	3	3	3	2	12	1	2	0	0	1
23	Ravel Moody	29:38	5-11	0-4	2-4	3	6	9	4	3	12	2	0	2	0	-5
22	Josh Linder	04:45	0-2	0-0	0-0	1	0	1	4	1	0	0	2	0	0	-1
11	Shakwon Barrett	12:32	0-1	0-0	1-2	0	1	0	1	0	1	1	0	0	0	-10
10	Monty Johal	03:28	0-0	0-0	0-0	0	0	0	0	0	0	0	1	0	0	-3
24	Yusuf Mohamed	14:18	0-2	0-1	3-6	2	3	5	3	3	3	0	1	2	0	4
3	Amorey Wornack	11:30	0-2	0-1	0-0	0	3	3	0	1	0	1	0	1	0	-4
Team																
Totals		22:56	1-13	14-25	12	28	40	23	23	59	9	14	6	1	3	-4

Technical Fouls: NONE

SEM		TSU		Points from		Turnovers		Period by Period Scoring	
Biggest lead	10 (2nd 6:56)	3 (1st 17:50)	9	9	20	36	1st	2nd	TOT
Best Scoring Run	8 (1st 13:47)	6 (1st 8:32)	8	13	35	28	63		
Lead Changes	1		2	13					
Times Tied	1		2	13					
Time with Lead	36:23	02:51	17	4					





# SOUTHEAST MISSOURI BASKETBALL NOTES // #2 MOREHEAD STATE

## Game 13

## Southeast Missouri 65 Morehead State 76

January 21, 2021 • Johnson Arena • Morehead, Ky.



### MOREHEAD, Ky.

DQ Nicholas scored 17 points and made three 3-pointers as Southeast Missouri fell to Morehead

State, 76-65, in a nationally televised ESPNU matchup.

Nicholas scored 12 points and made all of his 3-pointers in the first half. Nolan Taylor and Chris Harris also scored double figures with 13 and 10 points, respectively.

It was a game of runs in the first half with neither team leading by more than six points.

Down, 25-19, with 6:17 left to play, SEMO put together a 7-0 run making four free throws and using a 3-pointer by Nicholas to go

ahead, 26-25.

Nicholas later tied the game at 29-29 with less than a minute left before MSU responded with five-straight points to grab a 34-29 lead at the half.

SEMO executed well in the second stanza, but just couldn't get ahead of the Eagles the rest of the way.

The Redhawks were within four or less points several times until MSU pulled away for good in the final 3:27. Nicholas and Harris made free throws to make it a one-point game twice, and Nygal Russell made a layup to get SEMO within a point once more.

However, the Eagles didn't squander their lead.

## Game 14

## Southeast Missouri 66 UT Martin 69

January 26, 2021 • Elam Center • Martin, Tenn.



### MARTIN, Tenn.

Nana Akenten scored 18 points and Southeast Missouri was

within a point with a little over a minute left, but UT Martin was able to escape with a 69-66 win.

UTM ended a nine-game losing streak, as both of its Ohio Valley Conference wins came against the Redhawks this year.

SEMO was again in striking distance down 67-66 with 1:23 to go.

Nolan Taylor later went to the free throw line after Ajani Kennedy was charged with a flagrant 1 foul. As a result, Taylor was awarded two shots and the Redhawks would get

the ball. Taylor, however, missed both of his attempts with 11 seconds remaining.

On the ensuing possession, Chris Harris drove the lane and UTM was initially called for a blocking foul. After the officials reviewed the play, the call was reversed and Harris was charged with an offensive foul instead.

DQ Nicholas fouled Kenton Eskridge, who made two free throws to seal the win with six seconds.

SEMO had one last chance, but Akenten missed a 3-pointer at the buzzer.

Akten shot 7-of-11 from the field and 4-of-7 from 3-point range.

Harris followed with 12 points and Nicholas had a career-high nine rebounds.



Official Basketball Box Score -- Game Totals -- Final Statistics  
Southeast Missouri vs Morehead State  
01-21-21 7 p.m. at Johnson Arena -- Morehead, Ky.



### Southeast Missouri 65 • 4-9 (2-5 OVC)

#	Player	Total		3-Ptr		Rebounds		PF	TP	A	TO	Blk	Stl	Min	
		FG-FGA	FG-FGA	FT-FTA	Off	Def	Tot								
31	TAYLOR, Nolan	f	5-6	0-0	3-6	0	6	6	3	13	2	0	0	0	22
03	REED, JR., Eric		2-6	2-5	0-0	0	0	0	1	6	3	0	0	0	22
05	HARRIS, Chris	g	1-12	1-8	7-8	0	3	3	4	10	2	1	0	0	29
11	NICHOLAS, DQ	g	5-9	3-5	4-7	1	3	4	1	17	3	2	0	1	36
21	AKENTEN, Nana	g	2-8	1-7	2-2	1	7	8	3	7	2	2	0	2	27
12	LOVE, Jordan		0-0	0-0	0-0	0	0	0	2	0	0	0	0	0	8
10	PATTERSON, Manny		0-1	0-0	2-4	0	2	2	3	2	0	1	0	0	10
14	JOHNSON, Nate		1-2	0-0	0-0	0	1	1	0	2	0	1	0	0	7
25	RUSSELL, Nygal		3-8	0-2	0-0	3	2	5	3	6	0	1	0	2	26
33	BRANSON, Dylan		1-2	0-1	0-0	0	2	2	5	2	1	1	0	0	13
	Team					2	2	4				1			
	Totals		20-54	7-28	18-27	7	28	35	25	65	13	10	0	5	200

FG % 1st Half: 8-22 36.4% 2nd half: 12-32 37.5% Game: 20-54 37.0%  
3FG % 1st Half: 4-13 30.8% 2nd half: 3-15 20.0% Game: 7-28 25.0%  
FT % 1st Half: 9-16 56.3% 2nd half: 9-11 81.8% Game: 18-27 66.7%

Deadball  
Rebounds  
6

### Morehead State 76 • 10-6 (7-2 OVC)

#	Player	Total		3-Ptr		Rebounds		PF	TP	A	TO	Blk	Stl	Min	
		FG	FGA	FG	FTA	Off	Def								
04	BAKER, James	f	5-8	0-1	1-5	1	4	5	3	11	3	1	0	0	33
03	BROOME, Johni	f	6-9	0-0	2-6	1	9	10	2	14	0	4	1	0	24
01	COOPER, DeVon	g	5-8	2-3	5-8	0	4	4	2	17	4	1	2	2	32
02	HUNT, KJ	f	2-9	0-2	5-6	0	3	3	4	9	3	1	0	1	30
05	POTTER, Skyelar	g	2-6	2-5	1-2	2	5	7	1	7	3	2	1	1	33
13	STANLEY-WILLIAMS, J.	f	0-0	0-0	0-0	0	0	0	1	0	0	0	0	0	2
20	RICE, Jacob	f	0-0	0-0	0-0	0	0	0	0	0	0	0	0	0	0+
22	BRYAN, LJ	f	1-1	0-0	1-2	0	1	1	3	3	0	0	0	0	12
23	SEBREE, Jaylen	f	0-0	0-0	0-0	0	1	1	0	0	0	0	0	0	7
55	COOPER, Ta'lon	f	4-7	3-3	4-6	0	0	0	1	15	3	2	1	1	27
Team						0	2	2							
Totals			25-48	7-14	19-35	4	29	33	17	76	16	11	5	5	200

FG % 1st Half: 13-26 50.0% 2nd half: 12-22 54.5% Game: 25-48 52.1%  
3FG % 1st Half: 6-11 54.5% 2nd half: 1-3 33.3% Game: 7-14 50.0%  
FT % 1st Half: 2-4 50.0% 2nd half: 17-31 54.8% Game: 19-35 54.3%

Deadball  
Rebounds  
7,1

Officials: Jon Campbell, Coy Gammon, Mike Grundman  
Technical fouls: Southeast Missouri-TEAM. Morehead State-TEAM.  
Attendance: 775

Score by periods	1st	2nd	Total
Southeast Missouri	29	36	65
Morehead State	34	42	76

	In	Off	2nd	Fast	Bench
Points	26	9	4	3	12
Paint	30	9	4	6	18
MOR					



Official Basketball Box Score -- Final  
Southeast Missouri at UT Martin  
01/26/21 Kathleen and Tom Elam Center, Martin, Tenn.  
2020-21 NCAA Mens Basketball

Game Time: 8:00 PM  
Game Duration: 1:54  
Attendance: 267

Officials: Chris Hudson, Mick Fieldbrider, Davis Maxwell

### Southeast Missouri - 66

Record: 4-10 (2-6)

NO.	Name	Min	FG	3P	FT	Rebounds	Fouls	TP	AS	TO	ST	Blocks	+/-				
			M-A	M-A	M-A	OR	DR	TOT	PF	FD		BS					
31	Nolan Taylor	F 20:14	3-5	0-0	2-4	1	1	2	3	8	0	1	0	0	0	2	1
3	Eric Reed, Jr.	G 23:01	0-5	0-5	0-0	0	1	1	0	0	3	1	1	0	0	0	1
5	Chris Harris	G 28:42	4-7	3-6	1-1	0	2	2	1	12	4	5	0	0	0	-1	1
11	DQ Nicholas	G 31:19	2-4	0-0	1-2	1	8	9	2	3	5	6	2	1	0	1	2
21	Nana Akenten	G 27:38	7-11	4-7	0-0	1	6	7	2	0	18	0	1	0	0	0	-1
2	Jordan Love	G 13:21	1-3	0-1	2-2	0	1	1	2	2	4	1	1	2	0	0	-8
10	Manny Patterson	G 03:43	0-1	0-0	0-0	0	0	0	1	0	0	1	0	0	0	0	0
25	Nygal Russell	G 19:18	3-5	0-2	0-2	1	2	3	1	2	6	0	2	0	0	0	-4
13	Parker Long	G 02:23	0-0	0-0	0-0	0	0	0	0	0	0	0	1	0	0	-1	0
33	Dylan Branson	G 15:05	1-1	1-1	0-0	1	0	1	0	0	0	3	3	0	0	0	-2
14	Nate Johnson	G 06:02	2-4	0-0	1-3	1	0	1	2	5	0	0	0	0	0	0	-5
44	Darrious Agnew	G 09:14	1-3	0-1	3-3	0	1	1	1	4	5	0	0	0	0	0	2
Team						1	2	3	0	0	1						
Totals			24-49	8-23	10-17	7	23	30	13	17	66	17	15	5	0	1	-3

Technical Fouls: NONE

### UT Martin - 69

Record: 4-9 (2-7)

NO.	Name	Min	FG M-A	3P M-A	FT M-A	Rebouts OR DR	Fouls PF FD	TP	AS	TO	ST	Blocks BS BA	+/-		
4	Jaron Williams	F 36:52	9-12	2-4	0-0	1 3	4 0	20	1	1	1	0	0	6	
12	Ajani Kennedy	F 22:21	4-6	0-1	5-6	2 5	7 4	0	0	2	2	0	0	7	
2	Anthony Thomas	G 28:52	3-10	1-3	1-2	0 2	2 3	2	3	8	1	1	2	0	4
3	Eman Serlovic	G 31:16	3-4	3-4	0-0	0 2	2 0	9	2	3	2	0	0	1	
33	Kenton Eskridge	G 35:18	0-4	0-1	2-2	0 4	4 2	1	0	9	2	2	0	0	
22	La'Quem Walker	G 11:29	0-1	0-0	0-0	0 2	3 1	0	0	1	0	1	0	0	
23	Vinnie Viana	G 16:38	4-9	3-4	1-1	0 1	1 1	12	1	0	1	0	0	-3	
21	Dante Gonzales	G 08:41	2-3	1-1	0-0	0 0	0 1	5	1	1	0	0	0	2	
10	Eric Rustin	G 08:33	0-1	0-0	0-0	0 0	0 3	0	0	0	0	0	0	-7	
Team						0 1	0 0			0	3				
Totals			25-50	10-18	9-11	3 20	23 17	13	69	15	14	10	1	0	3

Technical Fouls: NONE

		SEMO	UTM	Points from		SEMO	UTM	Period by Period Scoring			
Biggest lead	3	(2 <sup>nd</sup> 6:34)	6	(2 <sup>nd</sup> 11:20)	Turnovers	12	19	SEMO	1st	2nd	TOT
Best Scoring Run	7	(1 <sup>st</sup> 1:14)	6	(2 <sup>nd</sup> 7:26)	Paint	30	22		32	34	66
Lead Changes		14			Second Chance	7	4				
Times Tied		11			Fast Breaks	12	13	UTM	32	37	69
Time with Lead		09:48		23:02	Bench	23	17				
						SEMO	32				
						UTM	32				





# Game 15

## SIU Edwardsville 62 Southeast Missouri 64

January 28, 2021 • Show Me Center • Cape Girardeau, Mo.



### CAPE GIRARDEAU, Mo.

Eric Reed, Jr.  
made two free

throws with five tenths of a second left to propel Southeast Missouri to a thrilling 64-62 come-from-behind win over SIU Edwardsville.

Reed, Jr. was fouled by Mike Adewunmi and calmly went to the line to sink his game-winning free throws. Jordan Love then stole the ball on the inbound pass to polish off the win.

DQ Nicholas, who went scoreless in the first half, had seven huge points in the final stanza. Nicholas split two free throws to narrow SIUE's lead to 58-57 with 1:28 on the clock and later tied the game at

62-62 on a 3-pointer with 16 seconds to go. Nygal Russell scored a layup to make it a one possession game before Nicholas nailed his big trey.

SEMO trailed, 43-30, with 16:48 remaining before mounting its comeback.

Defensively, the Redhawks smothered the Cougars into committing 14 turnovers in the second half. SEMO converted those miscues into 15 points and won the half, 37-28. Five of those turnovers came in a ferocious span of 3:41.

Akenten was the Redhawks only double-digit scorer with 10 points. Nine other Redhawks, however, joined Akenten in the scoring column.

# Game 16

## Eastern Illinois 44 Southeast Missouri 75

January 30, 2021 • Show Me Center • Cape Girardeau, Mo.



### CAPE GIRARDEAU, Mo.

Nana Akenten  
scored 13 points  
to lead four

starters in double figures as Southeast Missouri stomped Eastern Illinois, 75-44.

SEMO, which is on a winning streak for the first time this season, improved to 4-3 at home. The Redhawks also won an Ohio Valley Conference home game by 30 or more points for the first time in nine years. The last time that happened was when SEMO beat UT Martin, 86-56, on Feb. 9, 2012.

The Redhawks never let up in their dominating complete game effort.

The Redhawks shot 50 percent (15-of-30) from the field in the second half and 47.4 percent (27-of-57) for the game. SEMO also outrebounded EIU, 50-25, and man-handled the Panthers in points in the paint (32-2), points off turnovers (20-6), second chance points (17-3) and fast break points (12-0).

Akenten, who returned from an ankle injury he sustained in the first half, shot 5-of-10 from the field, knocked down three 3-pointers, had five steals and pulled down five rebounds.

Harris and Patterson followed with 11 points apiece. DQ Nicholas chipped in 10 points and a game-high eight rebounds.

### Official Basketball Box Score -- Game Totals -- Final Statistics SIUE vs Southeast Missouri 01-28-21 8 p.m. at Show Me Center -- Cape Girardeau, Mo.

#### SIUE 62 • 5-6, 3-2 OVC

#	Player	Total			3-Ptr		Rebounds					PF	TP	A	TO	Bk	Stl	Min.
		FG	FGA	FT	FG	FGA	FT	FTA	Off	Def	Tot							
00	WILSON, Sidney	f	9-16	1-3	4-7	4	1	5	3	23	2	1	1	1	1	1	33	
55	WRIGHT, Lamar		1-2	0-0	0-0	0	1	1	4	2	1	1	2	0	1	15		
01	ADEWUNMI, Mike	g	2-5	1-4	1-1	0	8	8	5	6	0	4	0	0	0	26		
11	CARTER, Courtney		4-6	1-2	2-3	0	4	4	3	11	6	3	1	1	1	32		
42	WRIGHT, Shamar	g	0-1	0-0	0-0	0	3	3	4	0	0	2	0	0	0	20		
02	POLK, Desmond		0-1	0-0	0-0	0	1	1	0	0	0	0	0	0	0	3		
05	CURTIS, Carlos		3-6	1-2	1-2	1	7	8	4	8	1	4	0	0	0	30		
22	MATAS, Michael		0-2	0-1	2-2	0	2	2	1	2	0	0	0	0	0	6		
24	WILLIAMS, Cam		5-11	0-3	0-0	0	3	3	0	10	1	4	0	2	2	27		
52	JAMES, Iziah		0-1	0-1	0-0	0	1	1	1	0	0	2	0	0	0	8		
	Team					1	1	2										
Totals			24-51	4-16	10-15	6	32	38	25	62	11	21	4	4	200			

FG % 1st Half: 14-27 51.9% 2nd half: 10-24 41.7% Game: 24-51 47.1%  
3FG % 1st Half: 3-11 27.3% 2nd half: 1-5 20.0% Game: 4-16 25.0%  
FT % 1st Half: 3-6 50.0% 2nd half: 7-9 77.8% Game: 10-15 66.7%

#### Southeast Missouri 64 • 5-10, 3-6 OVC

#	Player	Total			3-Ptr			Rebounds			PF	TP	A	TO	Bk	Stl	Min
		FG-FA	FG-O	FT-FTA	Off	Def	Tot										
31	TAYLOR, Nolan	f	4-8	0-0	1-3	2	1	3	0	9	0	0	0	0	0	15	
03	REED, JR., Eric	g	2-4	0-2	5-9	1	1	2	2	9	1	2	0	0	0	20	
05	HARRIS, Chris	g	2-9	0-5	3-4	1	4	5	2	7	3	2	0	1	26		
11	NICHOLAS, DQ	g	2-6	1-3	2-5	2	5	7	3	7	2	3	0	0	26		
21	AKENTEN, Nana	g	3-7	3-4	1-2	2	2	4	3	10	1	3	0	2	26		
02	LOVE, Jordan		1-5	1-2	0-2	2	2	4	0	3	2	1	1	4	21		
10	PATTERSON, Manny		1-4	0-0	2-2	1	1	2	1	4	0	0	0	0	12		
13	LONG, Parker		0-0	0-0	0-0	0	0	0	0	0	0	0	0	0	3		
14	JOHNSON, Nate		1-1	0-0	1-2	0	3	3	1	3	1	1	0	0	6		
25	RUSSELL, Nygal		2-6	0-3	0-1	0	2	2	3	4	0	1	0	6	19		
33	BRANSON, Dylan		2-4	2-2	2-2	0	4	4	1	8	3	1	0	0	23		
44	AGNEW, Darrious		0-1	0-0	0-0	0	0	0	1	0	0	0	0	0	3		
Team						1 0 1											
Totals			20-55	7-21	17-32	12	25	37	17	64	13	14	1	13	200		

FG % 1st Half: 9-35 25.7% 2nd half: 11-20 55.0% Game: 20-55 36.4%  
3FG % 1st Half: 4-14 28.6% 2nd half: 3-7 42.9% Game: 7-21 33.3%  
FT % 1st Half: 5-9 55.6% 2nd half: 12-23 52.2% Game: 17-32 53.1%

Officials: John St. Clair, Steve Honacki, Shane Staggs  
Technical fouls: SIUE-WRIGHT, Lamar. Southeast Missouri-AKENTEN, Nana; TEAM.  
Attendance: 723

Score by periods	1st	2nd	Total
SIUE	34	28	62
Southeast Missouri	27	37	64

	In	Off	2nd	Fast
Points	Paint	T/O	Chance	Break
SIUE	30	8	9	12
SEMO	24	15	10	4

### Official Basketball Box Score -- Game Totals -- Final Statistics Eastern Illinois vs Southeast Missouri 01-30-21 5 p.m. at Show Me Center -- Cape Girardeau, Mo.

#### Eastern Illinois 44 • 5-13, 2-9 OVC

		Total			3-Ptr		Rebounds			PF	TP	A	TO	Bk	Stl	Min
#	Player	FG	FGA	FT	FT-FTA	Off	Def	Tot								
11	ALLERUZZO IV, Barlow	f	1-5	0-4	2-2	1	2	3	2	4	1	1	0	0	30	
04	JOHNSON, Marvin	g	1-7	1-4	0-0	0	3	1	4	0	3	1	3	0	18	
05	FARQUHAR, Junior	g	2-3	1-2	0-0	0	0	0	1	5	1	1	0	1	16	
22	WALLACE, Josiah	g	3-10	2-3	3-4	0	5	5	1	11	1	4	0	2	27	
25	DEANG, Deang	g	2-5	1-2	1-2	0	1	1	3	6	1	1	1	3	26	
01	CHARLES, Kashawn	g	3-12	2-10	0-1	0	2	2	1	8	0	0	1	2	19	
12	SCHNYDERS, Micah	g	0-1	0-1	0-0	0	1	1	2	0	0	3	0	0	20	
13	ABRAHAM, Henry	g	2-8	2-7	0-0	0	0	0	1	6	2	0	0	0	27	
21	DIARRA, Madani	g	0-2	0-0	1-2	2	1	3	4	1	1	2	0	0	17	
Team						2	4	6								
Totals			14-53	9-33	7-11	8	17	25	15	44	8	15	2	9	200	

FG % 1st Half: 6-27 22.2% 2nd half: 8-26 30.8% Game: 14-53 26.4%  
3FG % 1st Half: 3-15 20.0% 2nd half: 6-18 33.3% Game: 9-33 27.3%  
FT % 1st Half: 5-6 83.3% 2nd half: 2-5 40.0% Game: 7-11 63.6%

#### Southeast Missouri 75 • 6-10, 4-6 OVC

Southwest Missouri State 75-68 167-40-31

#	Player	Total			3-Ptr			Rebounds			PF	TP	A	TO	Bk	Stl	Min	
		FG	FGA	FT	FG	FGA	FT	Off	Def	Tot								
10	PATTERSON, Manny	f	3-6	0-0	5-7	2	2	4	2	11	0	2	0	0	0	15		
03	REED, JR., Eric	g	1-3	1-2	0-0	1	2	3	3	3	0	1	0	0	0	19		
05	HARRIS, Chris	g	5-7	1-2	0-0	0	4	4	2	11	5	2	0	5	25			
11	NICHOLAS, DQ	g	3-5	0-1	4-4	1	7	8	0	10	5	1	0	0	27			
21	AKENTEN, Nana	g	5-10	3-7	0-0	1	4	5	1	13	2	3	0	5	27			
02	LOVE, Jordan		2-8	0-2	1-3	2	4	6	0	5	3	0	0	0	16			
12	MORRISON, Evan		0-4	0-2	0-0	0	0	0	0	0	0	0	0	0	5			
13	LONG, Parker		0-1	0-0	0-0	2	2	4	0	0	1	0	0	0	5			
14	JOHNSON, Nate		3-3	0-0	1-2	0	3	3	1	7	0	1	0	1	14			
25	RUSSELL, Nygal		1-3	0-0	0-0	2	3	5	2	2	0	1	0	0	15			
33	BRANSON, Dylan		3-4	1-2	0-0	2	3	5	1	7	1	2	0	0	22			
44	AGNEW, Darrious		1-3	0-0	4-4	2	0	2	3	6	0	2	0	0	10			
Team			1			0			1									
Totals			27-57	6-18	15-20	16	34	50	15	75	17	15	0	11	200			

FG % 1st Half: 12-27 44.4% 2nd half: 15-30 50.0% Game: 27-57 47.4%  
3FG % 1st Half: 3-8 37.5% 2nd half: 3-10 30.0% Game: 6-18 33.3%  
FT % 1st Half: 11-15 73.3% 2nd half: 4-5 80.0% Game: 15-20 75.0%

Officials: James Gibson, Boyd Copeland, Drew Larson  
Technical fouls: Eastern Illinois-None. Southeast Missouri-None.  
Attendance: 842

Score by periods	1st	2nd	Total
Eastern Illinois	20	24	44
Southeast Missouri	38	37	75

	In	Off	2nd	Fast
Points	Paint	T/O	Chance	Break
EIU	2	6	3	0
SEMO	32	20	17	12





## Game 17

## Murray State 77 Southeast Missouri 60

February 1, 2021 • Show Me Center • Cape Girardeau, Mo.



### CAPE GIRARDEAU, Mo.

KJ Williams had a double-double 26 points and 11 rebounds to lead

Murray State to a 77-60 win over Southeast Missouri at the Show Me Center.

SEMO led for only 1:59 of the contest as MSU drained 12 three-pointers and reached its Ohio Valley Conference leading .510 field goal percentage.

After DQ Nicholas' layup tied the game at 12-12 a little over six minutes into the contest, MSU went on a 13-5 run to build an eight-point advantage. DaQuan Smith knocked down a 3-pointer to cap the stretch

giving the Racers a 25-17 lead with 7:57 left in the first half.

Nicholas cut MSU's lead to 29-24 with just under three minutes to go, but the Racers answered with seven-straight points to take a double-digit 36-24 lead at the intermission. Justice Hill buried a 3-pointer from the right corner as the buzzer sounded to end the opening stanza.

The Redhawks had six empty possessions to start the second half. SEMO turned the ball over three times, had two shots blocked and missed another field goal. Meanwhile, MSU capitalized with an 11-3 run to blow the game open.

SEMO was able to cut MSU's lead to 13 multiple times, but that was as close as it would get.

### Official Basketball Box Score -- Game Totals -- Final Statistics Murray State vs Southeast Missouri 02-01-21 6 p.m. at Show Me Center -- Cape Girardeau, Mo.

#### Murray State 77 • 8-8, 5-6 OVC

#	Player	Total		3-Ptr	Rebounds		PF	TP	A	TO	Blk	Stl	Min
		FG	FGA		Off	Def							
00	ROBINSON, Demond	5	8	0	0	2	3	5	4	10	2	3	29
23	WILLIAMS, KJ	10	16	5	7	4	7	11	0	26	1	1	34
01	SMITH, DaQuan	5	8	3	6	1	1	2	3	16	3	1	28
04	BOSTICK, Dionte	2	4	0	0	1	0	1	2	4	3	1	21
10	BROWN, Tevin	3	8	2	5	0	0	4	1	8	4	0	36
02	CARTER, JR., Chico	2	6	1	2	1	0	0	0	6	3	0	20
13	GILMORE, Devin	1	5	0	0	0	2	2	1	2	0	1	10
14	HILL, Justice	2	4	1	2	0	0	3	3	1	5	3	16
32	MCMULLEN, Nicholas	0	0	0	0	1	1	2	1	0	1	0	6
Team					1	1	2						
Totals		30	59	12	22	5	8	32	13	77	20	8	200

FG % 1st Half: 13-29 44.8% 2nd half: 17-30 56.7% Game: 30-59 50.8%  
3FG % 1st Half: 6-11 54.5% 2nd half: 6-11 54.5% Game: 12-22 54.5%  
FT % 1st Half: 4-6 66.7% 2nd half: 1-2 50.0% Game: 5-8 62.5%

#### Southeast Missouri 60 • 6-11, 4-7 OVC

#	Player	Total		3-Ptr	Rebounds		PF	TP	A	TO	Blk	Stl	Min
		FG	FGA		Off	Def							
10	PATTERSON, Manny	2	3	0	0	1	0	1	2	5	1	3	11
03	REED, JR., Eric	4	7	4	6	0	1	2	3	0	12	1	27
05	HARRIS, Chris	2	8	0	5	6	0	0	0	10	2	0	25
11	NICHOLAS, DQ	4	8	0	1	3	4	1	8	9	3	11	29
21	AKENTEN, Nana	2	7	1	5	0	0	1	2	1	5	1	22
02	LOVE, Jordan	3	7	2	4	0	0	0	0	8	1	1	22
13	LONG, Parker	1	1	1	1	0	0	0	0	3	0	1	6
14	JOHNSON, Nate	1	1	0	0	0	0	1	1	2	1	0	10
25	RUSSELL, Nygal	0	1	0	0	0	0	1	1	0	0	0	9
33	BRANSON, Dylan	0	1	0	1	0	0	1	2	3	1	0	20
44	AGNEW, Darrious	2	4	0	0	1	1	4	5	0	4	1	19
Team					0	1							
Totals		21	48	8	23	10	13	6	20	26	8	60	200

FG % 1st Half: 10-26 38.5% 2nd half: 11-22 50.0% Game: 21-48 43.8%  
3FG % 1st Half: 1-12 8.3% 2nd half: 7-11 63.6% Game: 8-23 34.8%  
FT % 1st Half: 3-4 75.0% 2nd half: 7-9 77.8% Game: 10-13 76.9%

Officials: Mike O'Neill, Bobby Daw, Kyle Bottoms  
Technical fouls: Murray State-None. Southeast Missouri-None.  
Attendance: 690

Score by periods	1st	2nd	Total
Murray State	36	41	77
Southeast Missouri	24	36	60

Points	In	Off	2nd	Fast	Bench
MUR	28	15	15	6	13
SEMO	20	6	2	0	17

## Game 18

## Tennessee Tech 64 Southeast Missouri 68

February 4, 2021 • Show Me Center • Cape Girardeau, Mo.



### CAPE GIRARDEAU, Mo.

Manny Patterson scored 22 points, Jordan Love added 14 points and

Southeast Missouri put together a ferocious second half comeback to overpower Tennessee Tech at the Show Me Center.

SEMO trailed by 16 points (26-10) with 9:28 remaining in the first half and 13 (39-26) at halftime before taking down the Golden Eagles in the final 20 minutes. The Redhawks outscored TTU, 42-25, and didn't miss a free throw (14-of-14) in the second half.

Love, who poured in all of his points in the second stanza, scored

eight in a row to single-handedly get the Redhawks back in the game.

After Parker Long's 3-pointer cut TTU's lead to five at 52-47 with 10:15 to go, Love made a layup, was fouled and converted a 3-point play to make it a two-point game.

On SEMO's next possession, Love drew a foul and made two free throws to tie the game. He then buried a 3-pointer to put the Redhawks ahead, 55-52, at the 7:49 mark.

After Damaria Franklin split a pair of free throws to bring the game to a 59-59 deadlock, Eric Reed, Jr. drained a big 3-pointer from the right corner and later sunk two free throws. Love then made four free throws in the last four seconds to polish off the victory.

### Official Basketball Box Score -- Game Totals -- Final Statistics Tennessee Tech vs Southeast Missouri 02-04-21 8 p.m. at Show Me Center -- Cape Girardeau, Mo.

#### Tennessee Tech 64 • 2-16, 2-10 OVC

#	Player	Total		3-Ptr	Rebounds		PF	TP	A	TO	Blk	Stl	Min
		FG	FGA		Off	Def							
23	HARVELL, Austin	0	6	0	0	1	3	4	1	0	0	2	16
05	HOPKINS, Marcus	0	2	0	0	0	0	0	2	0	1	0	8
00	FRANKLIN, Damaria	5	7	2	3	0	2	2	4	14	0	3	21
03	DAVIDSON, Keishawn	4	8	1	3	4	2	4	6	2	13	5	39
04	CLAY, Jr.	6	13	1	4	1	0	3	3	0	14	6	39
10	GETTELFINGER, CJ	0	0	0	0	0	0	0	0	0	0	0	4
11	QUEST, Dane	2	6	1	1	4	2	2	4	2	9	0	24
12	SYLLA, Amadou	3	6	0	0	1	1	2	2	6	2	1	22
33	GOLDMAN, Shandon	2	5	2	2	2	3	5	2	8	0	2	27
Team					4	2	6						
Totals		22	53	7	18	13	17	12	20	32	15	64	200

FG % 1st Half: 15-32 46.9% 2nd half: 7-21 33.3% Game: 22-53 41.5%  
3FG % 1st Half: 7-11 63.6% 2nd half: 0-7 0.0% Game: 7-18 38.9%  
FT % 1st Half: 2-3 66.7% 2nd half: 11-14 78.6% Game: 13-17 76.5%

#### Southeast Missouri 68 • 7-11, 5-7 OVC

#	Player	Total		3-Ptr	Rebounds		PF	TP	A	TO	Blk	Stl	Min
		FG	FGA		Off	Def							
10	PATTERSON, Manny	2	3	0	0	2	2	6	6	2	22	0	26
33	BRANSON, Dylan	0	1	0	0	5	5	1	2	1	1	0	20
03	REED, JR., Eric	1	5	1	4	2	2	2	3	5	3	2	32
05	HARRIS, Chris	3	5	2	5	0	0	0	3	13	5	5	30
11	NICHOLAS, DQ	1	7	0	3	0	0	2	2	1	2	3	24
02	LOVE, Jordan	3	6	1	3	7	0	2	2	14	2	1	21
13	LONG, Parker	1	2	1	2	0	0	0	2	3	0	0	7
14	JOHNSON, Nate	1	1	0	0	1	1	2	1	3	2	1	12
21	AKENTEN, Nana	2	3	1	1	0	2	2	2	5	2	0	20
25	RUSSELL, Nygal	0	0	0	0	0	0	0	0	0	1	0	6
44	AGNEW, Darrious	0	1	0	0	0	0	0	0	0	0	2	2
Team					2	1	3						
Totals		22	45	6	15	18	19	4	21	25	17	68	200

FG % 1st Half: 10-24 41.7% 2nd half: 12-21 57.1% Game: 22-45 48.9%  
3FG % 1st Half: 2-8 25.0% 2nd half: 4-7 57.1% Game: 6-15 40.0%  
FT % 1st Half: 4-5 80.0% 2nd half: 14-14 100.0% Game: 18-19 94.7%

Officials: Steve Divine, Blake Harris, Amy Bonner  
Technical fouls: Tennessee Tech-None. Southeast Missouri-None.  
Attendance: 642

Score by periods	1st	2nd	Total
Tennessee Tech	39	25	64
Southeast Missouri	26	42	68

Points	In	Off	2nd	Fast	Bench
TTU	20	18	5	6	23
SEMO	24	15	5	0	24





# Game 19

## Jacksonville State 66 Southeast Missouri 54

February 6, 2021 • Show Me Center • Cape Girardeau, Mo.



### CAPE GIRARDEAU, Mo.

DQ Nicholas scored 13 points

and Eric Reed, Jr. added 12 as Southeast Missouri fell to Jacksonville State, 66-54.

SEMO wrapped up its season-long five-game homestand with a 3-2 mark.

The Redhawks held a 29-28 edge at halftime, but JSU took over in the second half and never looked back. JSU outscored SEMO, 28-10, in the first 13:16 of the final stanza and that was the difference.

Jay Pal's dunk gave the Gamecocks a 56-39 lead with 6:44 to go.

SEMO then responded with an 11-1 un to narrow JSU's lead to 57-50. Nygal Russell's free throw ended

the surge with 2:09 remaining.

The Redhawks again pulled within seven on a pair of free throws by Chris Harris with a little under two minutes left, but that was as close as the would get.

SEMO led for nearly the entire first half and used back-to-back 3-pointers by Reed, Jr. to take a 20-13 lead with 9:44 remaining. Reed, Jr. buried each of his first three 3-pointers and paced the Redhawks with nine first-half points.

After JSU cut the Redhawks lead to three (20-17), SEMO pushed its lead back to seven with layups from Nicholas and Russell.

Jordan Love's layup later put SEMO ahead, 26-20, before it headed into the locker room with a 29-28 edge.

### Official Basketball Box Score -- Game Totals -- Final Statistics Jacksonville State vs Southeast Missouri 02-06-21 4 p.m. at Show Me Center -- Cape Girardeau, Mo.

#### Jacksonville State 66 • 12-7, 8-5 OVC

#	Player		Total		3-Ptr		Rebounds		PF	TP	A	TO	Blk	Stl	Min
			FG-FGA	FG-FGA	FT-FTA	Off	Def	Total							
13	PAL, Jay	f	2-5	1-3	0-1	2	3	5	2	5	2	1	2	0	23
50	HUFFMAN, Brandon	f	2-6	0-0	0-0	2	3	5	3	4	0	1	2	0	10
00	FINCH, Jalen	g	7-12	0-4	2-3	0	8	8	4	16	7	2	3	1	35
11	HENRY, Kayne	f	2-5	1-3	1-2	5	4	9	1	6	0	4	0	0	29
23	ADAMS, Darian	g	5-13	1-7	2-3	1	5	6	2	13	1	3	0	2	32
01	KING, Demaree		0-3	0-1	1-2	0	2	2	2	1	2	3	0	1	27
02	HENDERSON, Semaj		0-0	0-0	0-0	0	0	0	0	0	1	0	0	0	4
03	ZELIZNAK, Marcos		0-0	0-0	0-0	0	0	0	0	2	0	0	0	0	3
05	NGUMEZI, Amanze		5-7	0-2	2-3	0	2	2	5	12	0	1	1	0	13
10	PERDUE, Juwan		1-1	0-0	2-2	1	1	2	2	4	0	0	0	0	11
24	ROUB, Martin		2-6	1-5	0-0	0	0	0	2	5	0	0	0	0	13
	Team					0	5	5							
Totals			26-58	4-25	10-16	11	33	44	25	66	13	15	8	4	200

FG % 1st Half: 12-32 37.5% 2nd half: 14-26 53.8% Game: 26-58 44.8% Deadball Rebounds: 2  
3FG % 1st Half: 2-15 13.3% 2nd half: 2-10 20.0% Game: 4-25 16.0%  
FT % 1st Half: 2-3 66.7% 2nd half: 8-13 61.5% Game: 10-16 62.5%

#### Southeast Missouri 54 • 7-12, 5-8 OVC

#	Player	Total		3-Ptr		Rebounds		PF	TP	A	TO	Blk	Stl	Min		
		FG-FGA	FG-FGA	FT-FTA	Off	Def	Total									
10	PATTERSON, Manny	f	2-8	0-0	1-2	1	2	3	4	5	1	1	0	0	13	
03	REED, JR., Eric	g	4-8	4-5	0-0	0	0	3	3	1	12	0	0	0	0	31
05	HARRIS, Chris	g	0-9	0-5	2-2	0	0	1	1	1	2	1	2	0	0	25
11	NICHOLAS, DQ	g	5-9	1-2	2-5	0	4	4	3	13	1	1	0	1	0	31
21	AKENTEN, Nana	g	1-5	1-4	1-2	1	5	6	1	4	0	2	0	2	0	25
02	LOVE, Jordan		3-4	1-2	1-5	0	0	0	0	8	2	1	0	0	0	23
13	LONG, Parker		0-0	0-0	0-0	0	0	0	0	0	0	0	0	0	0	4
14	JOHNSON, Nate		1-4	0-0	2-3	1	1	2	2	4	0	2	0	0	0	14
25	RUSSELL, Nygal		1-3	0-1	1-3	2	2	4	2	3	0	0	0	0	0	15
33	BRANSON, Dylan		0-0	0-0	0-0	0	3	3	2	0	1	3	0	1	0	13
44	AGNEW, Darrius		0-1	0-0	3-4	1	2	3	2	3	1	0	0	0	0	6
Team						1	2	3								
Totals			17-51	7-19	13-26	7	25	32	18	54	7	12	0	4	2	200

FG % 1st Half: 10-27 37.0% 2nd half: 7-24 29.2% Game: 17-51 33.3% Deadball Rebounds: 7  
3FG % 1st Half: 4-11 36.4% 2nd half: 3-8 37.5% Game: 7-19 36.8%  
FT % 1st Half: 5-10 50.0% 2nd half: 8-16 50.0% Game: 13-26 50.0%

Officials: Brett Miles, Coy Gammon, Kelly Davis  
Technical fouls: Jacksonville State-ADAMS, Darian. Southeast Missouri-None.  
Attendance: 720

Score by periods	1st	2nd	Total
Jacksonville State	28	38	66
Southeast Missouri	29	25	54

	Points	Paint	T/O	2nd	Fast	Bench
JSU	34	11	5	6	22	
SEMO	18	21	3	4	18	

# Game 20

## Southeast Missouri 60 Murray State 80

February 12 2021 • CFSB Center • Murray, Ky.



### MURRAY, Ky.

Murray State shot 58.5 percent from the field in an 80-60 win over

Southeast Missouri at the CFSB Center.

The Racers set the tone early heating up to shoot 60.7 percent and drained six 3-pointers in the first half. SEMO led only once and that was when Nana Akenten made a jumper on the opening possession of the game.

Ahead, 19-15, the Racers used a 7-0 run to extend their lead to double figures. KJ Williams' layup finished off the surge giving MSU a 26-15 advantage with 6:32 left.

Freshman Dylan Branson buried

his second 3-pointer to make it a 33-28 game at the 2:26 mark, but MSU scored nine of the last 11 points of the half to pull ahead, 42-30, at the intermission.

Chico Carter, Jr. led MSU's scorching start with 15 first-half points, missing one time from the field. He made six of seven field goals and had three 3-pointers.

MSU didn't cool off much in the second half and pieced together a 15-2 run en route to completing its two-game sweep of the Redhawks.

Jordan Love and Nolan Taylor led SEMO with 11 and 10 points, respectively. Taylor shot 5-of-9 from the field in his return after missing the last four games with a knee injury.



Official Basketball Box Score -- Final  
Southeast Mo. St. at Murray St.  
02/12/21 CFSB Center, Murray, Ky.  
2020-21 Men's Basketball

Game Time: 5:00 PM  
Game Duration: 1:42  
Attendance: 1,252

Officials: Chris Hudson, Joey Richardson, Jeremy Trussell

#### Southeast Mo. St. - 60

Record: 7-13 (5-9)

NO.	Name	Min	FG		3P		Rebounds		Fouls	TP	AS	TO	ST	Blocks	+/-
			MA	FA	MA	FA	OR	DR							
10	Manny Patterson	F 10:59	1-2	0-0	0-0	0-1	1	2	0	2	0	0	0	0	12
3	Eric Reed, Jr.	G 28:46	3-8	2-6	0-0	0-3	3	0	2	8	0	1	0	0	-21
5	Chris Harris	G 23:37	1-7	0-4	0-0	0-1	1	1	0	2	2	2	0	0	-17
11	DQ Nicholas	G 24:54	2-5	0-2	2-3	1	1	2	1	2	6	3	3	1	-14
21	Nana Akenten	G 23:34	2-6	1-5	0-0	0-4	4	0	0	5	1	2	1	0	-9
2	Jordan Love	20:52	3-8	1-2	4-4	1	4	5	0	2	11	2	3	1	-5
44	Darrius Agnew	16:44	3-7	0-0	2-6	2	3	5	2	4	8	1	0	0	-7
13	Parker Long	06:32	0-0	0-0	0-0	0-0	0	0	0	0	0	0	0	0	-2
33	Dylan Branson	15:54	2-2	2-2	0-0	0-2	2	2	2	6	0	1	0	1	-6
25	Nygal Russell	13:41	1-3	0-1	0-0	1	0	1	1	0	2	0	0	0	-7
31	Nolan Taylor	12:17	5-9	0-0	0-0	2	1	3	1	0	10	0	0	0	-1
12	Evan Morrison	02:10	0-1	0-0	0-0	1	1	2	0	0	0	0	0	0	1
Team															
Totals		23-58	6-22	8-13	10	24	34	10	12	60	8	14	7	2	-20

Technical Fouls: NONE

#### Murray St. - 80

Record: 10-9 (7-7)

NO.	Name	Min	FG		3P		Rebounds		Fouls	TP	AS	TO	ST	Blocks	+/-
			MA	FA	MA	FA	OR	DR							
00	Demond Robinson	F 25:48	3-7	0-0	0-0	0-4	4	1	1	6	1	0	0	1	0
23	KJ Williams	F 24:21	7-10	0-2	3-3	1	6	7	3	2	17	1	6	0	21
2	Chico Carter, Jr.	G 31:03	9-13	4-5	0-0	0-2	2	0	0	22	3	3	1	0	24
4	Dionte Bostick	G 18:14	0-1	0-0	1-2	0-0	0-0	2	1	1	0	1	0	0	6
10	Tevin Brown	G 34:55	5-10	3-7	2-2	0	7	7	1	1	15	9	0	1	0
32	Nicholas McMullen	12:39	1-2	0-0	1-3	0-0	0-0	3	1	3	0	1	0	1	-2
1	DaQuan Smith	07:26	1-1	1-1	0-0	0-0	0-0	0	0	3	0	0	1	0	-3
13	Devin Gilmore	15:02	3-4	0-0	1-2	1	3	4	0	1	7	1	1	0	0
14	Justice Hill	19:36	2-4	1-3	0-0	0-1	1	1	1	5	1	0	2	0	15
33	Jackson Swills	04:26	0-0	0-0	0-0	0-0	0-0	0	0	0	0	1	0	0	-1
22	Brian Whitley	02:10	0-0	0-0	0-0	0-0	0-0	0	0	0	0	0	0	0	-1
24	Ja'Queze Kirby	02:10	0-0	0-0	1-2	0-2	2	0	2	1	0	1	0	0	-1
25	Rodriguez Thomas	02:10	0-1	0-1	0-0	0-0	0-0	1	0	0	0	0	0	0	-1
Team															
Totals		31-53	9-19	9-14	3	27	30	12	10	80	16	14	5	2	20

Technical Fouls: NONE

		SEMO	MUR		
Biggest lead		2 (1 <sup>st</sup> 18:48)	23 (2 <sup>nd</sup> 3:11)	Points from	
Best Scoring Run		5 (1 <sup>st</sup> 2:26)	8 (2 <sup>nd</sup> 5:22)	Turnovers	
Lead Changes		1		Paint	
Times Tied		1		Second Chance	
Time with Lead		01:28	36:52	Fast Breaks	
				Bench	





# SOUTHEAST MISSOURI BASKETBALL NOTES // #2 MOREHEAD STATE

## Game 21

### Southeast Missouri 63 Austin Peay 78

February 13, 2021 • Dunn Center • Clarksville, Tenn.



#### CLARKSVILLE, Tenn.

Reigning Ohio Valley Conference Player of the Year Terry Taylor

had a double-double 32 points and 14 rebounds, and Austin Peay beat Southeast Missouri, 78-63, at the Dunn Center.

APSU was simply too much for SEMO to handle.

Taylor scored 23 first-half points and APSU shot 51.5 percent from the field in the game's opening 20 minutes as the Governors built a 42-27 halftime lead.

Ahead, 26-18, APSU went on a 10-0 run to double its lead. Mike Peake's free throws capped the surge giving the Governors a 36-18

advantage with 4:10 remaining.

Jordyn Adams scored on a driving layup to stretch the Governors lead to 18 again before Eric Reed, Jr. buried a 3-pointer just before the half ended.

SEMO committed 13 turnovers which led to 12 points in the opening stanza.

The Redhawks were much better in the second half and tied APSU, 36-36, in the final period.

APSU led by as many as 22 points (64-42) with 10:18 left to play. After that, SEMO pulled within 11 on a driving layup by DQ Nicholas, but that was as close as it would get.

Eric Reed, Jr. paced SEMO with a career-high 21 points.

## Game 22

### Austin Peay 81 Southeast Missouri 86 OT

February 16, 2021 • Show Me Center • Cape Girardeau, Mo.



#### CAPE GIRARDEAU, Mo.

Eric Reed, Jr. scored 22 points and Darrious Agnew knocked

down a 3-pointer to send the game to overtime as Southeast Missouri pulled off a thrilling 86-81 come-from-behind win over Austin Peay.

SEMO snapped an eight-game losing streak in its series against APSU, beating the Governors for the first time since 2017.

The Redhawks trailed, 49-36, with 15:30 remaining when they battled back to erase their double-digit deficit.

SEMO was later down, 65-55, at the 5:38 mark when it put together a 7-0 run to get within three. Dylan

Branson and Nana Akenten each buried jumpers before Reed, Jr. nailed a 3-pointer to make it a 65-62 game with just under four minutes left.

Reed, Jr. then splashed in another 3-pointer to cut APSU's lead to 69-68 with 54 seconds to go. The Redhawks again got within a point (71-70) on a jumper by Chris Harris 30 ticks later.

Carlos Paez's two free throws stretched the Governors lead to 73-70, but Agnew sunk only his second 3-pointer of the season to send the game to overtime.

Nygal Russell stole the ball off a pass from Carlos Paez and threw down a massive dunk in transition two seconds to help put the win on ice.



Official Basketball Box Score - Final  
Southeast Mo. St. at Austin Peay  
02/13/21 Warfield Dunn Center, Clarksville  
2020-21 Men's Basketball

Game Time: 5:00 PM  
Game Duration: 1:52  
Attendance: 494

Officials: Rusty Phillips, David Carter, Josh Pilo

Southeast Mo. St. - 63

Record: 7-14 (5-10)

NO.	Name	Min	FG	3P	FT	Rebounds	Fouls	TP	AS	TO	ST	Blocks	+/
			M-A	M-A	M-A	OR DR TOT	PF	FD				BS	BA
10	Manny Patterson	12:21	2-3	0-0	2-2	0 2 2	1 1	6	1	0	0	0	-6
3	Eric Reed, Jr.	33:22	9-16	3-6	0-0	1 4 5	1 3	21	2	4	0	0	-7
5	Chris Harris	28:51	3-10	1-5	2-2	1 0 1	2 3	9	2	2	1	0	-12
11	DQ Nicholas	34:39	2-7	0-1	2-2	0 4 4	3 4	6	3	5	2	0	-10
21	Nana Akenten	22:53	2-5	2-5	0-0	0 6 6	4 0	6	1	1	0	1	-9
33	Dylan Branson	09:48	0-1	0-1	0-0	0 0 0	2 2	0	0	5	2	0	-10
44	Darrious Agnew	16:56	4-6	0-0	1-3	4 1 5	0 2	9	0	0	1	0	-13
13	Parker Long	07:32	0-0	0-0	0-0	1 1 0	0 0	0	0	0	0	0	-6
25	Nygal Russell	22:35	2-5	0-1	0-0	1 6 7	4 1	4	3	3	1	0	-7
31	Nolan Taylor	10:43	1-3	0-0	0-0	0 0 0	3 0	2	0	1	0	0	1
12	Evan Morrison	00:20	0-0	0-0	0-0	0 0 0	0 0	0	0	0	0	0	1
Team						2 1 3							
Totals			25-56	6-19	7-9	9 25 34	20 16	83	12	21	7	1	-15

Technical Fouls: NONE

Austin Peay - 78

Record: 13-8 (9-6)

NO.	Name	Min	FG	3P	FT	Rebounds	Fouls	TP	AS	TO	ST	Blocks	+/
			M-A	M-A	M-A	OR DR TOT	PF	FD				BS	BA
15	Mike Peake	22:14	2-5	1-2	4-4	1 1 2	1 5	9	1	0	1	1	9
21	Terry Taylor	37:59	12-18	2-5	6-9	6 8 14	1 6	32	2	3	2	2	0 14
1	Carlos Paez	32:37	3-9	1-4	3-3	0 1 1	1 2	10	2	2	3	0	11
2	TaiReon Joseph	28:53	5-11	2-6	2-4	0 3 3	2 2	14	1	2	3	0	18
5	Jordyn Adams	20:00	1-4	0-1	0-0	0 1 1	2 0	2	1	1	1	0	4
0	Elton Walker	19:03	1-2	0-0	1-2	0 2 2	2 1	3	3	1	0	0	9
22	Alec Woodard	15:02	1-5	0-2	0-0	2 2 4	2 0	2	1	2	1	0	10
12	Reginald Gee	13:58	1-2	1-2	0-0	0 1 1	2 1	4	0	0	1	0	0
14	DJ Peavy	09:30	1-1	0-0	0-0	0 0 0	2 3	2	0	1	0	0	2
11	Corbin Merritt	00:44	0-0	0-0	0-0	0 0 0	1 0	0	0	0	0	0	-2
Team						0 4 4							
Totals			27-57	7-22	17-24	9 23 32	16 20	78	11	13	12	3	1 15

Technical Fouls: NONE

	SEMO	APSU				
Biggest lead	0 (1 <sup>st</sup> 20:00)	22 (2 <sup>nd</sup> 10:18)	Points from	SEMO	APSU	
Best Scoring Run	9 (2 <sup>nd</sup> 8:32)	10 (1 <sup>st</sup> 4:10)	Turnovers	11	24	
Lead Changes			Paint	32	36	
Times Tied	0		Second Chance	10	16	
Time with Lead	00:00	39:34	Fast Breaks	10	23	
			Bench	15	11	
			Period by Period Scoring			
				1st	2nd	TOT
			SEMO	27	36	63
			APSU	42	36	78

Shooting By Period		
1 <sup>st</sup> FG%	12-26	46.2%
3PT%	3-9	33.3%
FT%	0-0	0%
2 <sup>nd</sup> FG%	13-30	43.3%
3PT%	3-10	30.0%
FT%	7-9	77.8%
GM FG%	25-56	44.6%
3PT%	6-19	31.6%
FT%	7-9	77.8%
Dead Ball Rebounds: 1-0		

#### Official Basketball Box Score -- Game Totals -- Final Statistics Austin Peay vs Southeast Missouri 02-16-21 6 p.m. at Show Me Center -- Cape Girardeau, Mo.

##### Austin Peay 81 • 13-9, 9-7 OVC

##	Player	Total		3-Ptr		Rebounds		PF	TP	A	TO	Blk	Stl	Min
		FG-FGA	FG-FGA	FT-FTA	FT-FTA	Off	Def							
15	PEAKE, Mike	r 2-3	1-2	1-1	0 0 0	4	6	1	1	1	2			15
21	TAYLOR, Terry	f 8-20	1-4	12-14	9 8 17	1	29	2	5	3	0			45
01	PAEZ, Carlos	g 2-6	0-2	2-2	1 2 3	2	6	8	8	0	0			38
02	JOSEPH, Tai'Reon	g 3-9	3-5	0-0	0 0 0	2	9	1	0	0	0			31
12	GEE, Reginald	g 6-10	2-3	7-7	1 4 5	5	21	0	2	0	2			32
00	WALKER, Elton	1-2	0-0	0-0	1 4 5	5	2	2	2	0	4			30
14	PEAVY, DJ	0-2	0-0	0-0	0 0 0	0	0	0	2	0	0			7
22	WOODARD, Alec	3-8	2-5	0-0	0 0 0	5	8	2	1	0	5			27
Team					1 1 2									
Totals		25-60	9-21	22-24	13 19 32	24	81	16	21	4	13			225
FG % 1st Half:		12-31	38.7%	2nd half:	10-23	43.5%	OT:	3-6	50.0%	Game:	25-60	41.7%	Deadball	
3FG % 1st Half:		5-12	41.7%	2nd half:	2-5	40.0%	OT:	2-4	50.0%	Game:	9-21	42.9%	Rebounds	
FT % 1st Half:		10-11	90.9%	2nd half:	12-13	92.3%	OT:	0-0	0.0%	Game:	22-24	91.7%	0	

##### Southeast Missouri 86 • 8-14, 6-10 OVC

##	Player	Total		3-Ptr		Rebounds		PF	TP	A	TO	Blk	Stl	Min
		FG-FGA	FG-FGA	FT-FTA	FT-FTA	Off	Def							
10	PATTERSON, Manny	r 3-7	0-0	0-0	2 0 2	1	6	0	4	4	0			12
03	REED, JR., Eric	g 8-13	5-7	1-2	1 3 4	3	22	3	2	0	1			38
05	HARRIS, Chris	g 3-8	0-4	8-12	0 4 4	1	14	6	3	0	3			39
11	NICHOLAS, DQ	g 4-8	0-1	3-3	2 3 5	2	11	2	3	0	3			29
21	AKENTEN, Nana	g 2-6	1-4	4-4	2 6 8	1	9	1	2	1	4			30
13	LONG, Parker	0-0	0-0	0-0	0 0 0	1	0	0	0	0	0			2
14	JOHNSON, Nate	1-1	0-0	1-2	1 4 5	3	3	0	3	0	0			8
25	RUSSELL, Nygal	1-4	0-2	1-2	0 3 3	1	3	0	1	0	1			19
33	BRANSON, Dylan	3-6	0-2	0-0	3 1 4	4	6	2	3	0	1			27
44	AGNEW, Darrious	4-7	1-1	3-8	3 0 3	4	12	1	0	0	0			21
Team					2 0 2									
Totals		29-60	7-21	21-33	16 24 40	21	86	15	21	5	13			225
FG % 1st Half:		13-33	39.4%	2nd half:	14-24	58.3%	OT:	2-3	66.7%	Game:	29-60	48.3%	Deadball	
3FG % 1st Half:		1-11	9.1%	2nd half:	5-9	55.6%	OT:	1-1	100.0	Game:	7-21	33.3%	Rebounds	
FT % 1st Half:		6-7	85.7%	2nd half:	7-16	43.8%	OT:	8-10	80.0%	Game:	21-33	63.6%	8	

Officials: Andrew Walton, Kevin Driver, Scott Tierney  
Technical fouls: Austin Peay-TAYLOR, Terry. Southeast Missouri-None.  
Attendance: 275

Score by periods	1st	2nd	OT	Total
Austin Peay	39	34	8	81
Southeast Missouri	33	40	13	86

	In	Off	2nd	Fast	Bench
Points					
APSU	26	27	15	6	10
SEMO	34	20	10	10	24





# Game 23

## Eastern Kentucky 72 Southeast Missouri 94

February 20, 2021 • Show Me Center • Cape Girardeau, Mo.



**CAPE GIRARDEAU, Mo.**  
Southeast Missouri honored its seniors by demolishing

Eastern Kentucky from start to finish in a 94-72 rout.

SEMO, which scored over 80 points in its second-straight win, established new season-highs in points, points in a half (50), field goal percentage (.583), assists (26), 3-point field goal percentage (.560) and 3-point field goals made (14).

The Redhawks also enjoyed their largest halftime lead (50-24, +26) since 2013 when it led Austin Peay, 65-30, at the intermission on the road (Feb. 28).

SEMO played relentless defense the entire way and shot a blistering 62.1 percent from the field in the first half alone. The Redhawks drained seven 3-pointers for 21 of their first 50 points.

SEMO's largest lead of the night was 28 (83-55) on Akenten's 3-pointer with 5:07 left to play.

EKU led only once in the game 5:03 into the contest.

Ten of 11 Redhawks made their way into the scoring column as everyone had a hand in SEMO dealing ECU its largest loss of the season.

Chris Harris led the way with 18 points and knocked down four 3-pointers. Reed, Jr. followed with 16 points, six rebounds and six assists.

# Game 24

## Eastern Kentucky 87 Southeast Missouri 65

February 22, 2021 • Show Me Center • Cape Girardeau, Mo.



**CAPE GIRARDEAU, Mo.**  
Chris Harris scored 15 points and Nana Akenten added 13

as Southeast Missouri dropped its home finale to Eastern Kentucky, 87-65, at the Show Me Center.

Forty-eight hours after ECU suffered a 22-point loss to SEMO in Cape Girardeau, the Colonels beat the Redhawks by the same margin to force a split in the season series.

The Colonels outscored the Redhawks, 42-18, from 3-point range shooting 50.8 percent (31-of-61) from the field and 60.9 percent (14-of-23) from downtown.

SEMO led for less than two minutes in the contest.

EKU used a 15-2 run to stretch its lead to 28-15 with 7:39 remaining in the first half and never looked back. The Colonels held a 39-26 advantage at the intermission.

The Redhawks narrowed ECU's lead to 39-28 early in the second stanza when Manny Patterson scored a layup. That was as close as SEMO would get the rest of the way.

EKU led by as many as 25 points on multiple occasions and didn't let its lead dip below 20 for the final 6:29.

Harris made four field goals, two 3-pointers and a perfect 5-of-5 free throws to pace the Redhawks. Akenten drained a team-high three 3-pointers and pulled down a game-high seven rebounds to go along with his 13 points.

### Official Basketball Box Score -- Game Totals -- Final Statistics Eastern Kentucky vs Southeast Missouri 02-20-21 5 p.m. at Show Me Center -- Cape Girardeau, Mo.

#### Eastern Kentucky 72 • 18-6, 12-5 OVC

#	Player	Total			3-Ptr			Rebounds			PF	TP	A	TO	Blk	Stl	Min
		FG	FGA	FT	FTA	Off	Def	Tot									
02	KING, Tre	f	2-9	1-1	0-0	2	0	2	5	5	0	3	0	0	0	22	
24	MORENO, Michael	f	7-10	5-7	0-0	0	2	2	0	19	1	0	3	1	22		
04	LEWIS, Curt	g	6-10	3-4	3-4	2	0	2	1	18	1	2	1	0	0	32	
05	ROBB, Cooper	g	0-3	0-3	2-2	1	3	4	0	2	4	1	0	2	19		
12	GREEN JR., Wendell	g	3-11	0-2	0-0	0	1	1	1	6	2	3	0	0	0	23	
00	CRUICKSHANK, R.		3-9	2-5	2-2	0	3	3	2	10	3	2	1	1	22		
03	BROUGHTON, Peyton		1-3	0-0	0-0	0	0	0	1	2	0	1	1	1	16		
13	BALOGUN, Tariq		0-1	0-0	0-0	1	0	1	1	0	0	1	0	0	7		
14	BLANTON, Devontae		3-6	0-1	4-9	5	2	7	2	10	1	0	0	2	22		
15	MINTER, Isaiah		0-0	0-0	0-0	0	0	0	0	0	0	0	0	0	1		
34	FAYE, Cheikh		0-7	0-5	0-0	0	0	0	2	0	0	0	1	0	14		
Team						3	3	6									
Totals			25-69	11-28	11-17	14	14	28	15	72	12	13	7	7	20	100	
FG % 1st Half: 9-32		28.1%	2nd half: 16-37	43.2%	Game: 25-69		36.2%									Deadball	
3FG % 1st Half: 4-13		30.8%	2nd half: 7-15	46.7%	Game: 11-28		39.3%									Rebounds	
FT % 1st Half: 2-4		50.0%	2nd half: 9-13	69.2%	Game: 11-17		64.7%									1	

FG % 1st Half: 9-32 28.1% 2nd half: 16-37 43.2% Game: 25-69 36.2%  
3FG % 1st Half: 4-13 30.8% 2nd half: 7-15 46.7% Game: 11-28 39.3%  
FT % 1st Half: 2-4 50.0% 2nd half: 9-13 69.2% Game: 11-17 64.7%

#### Southeast Missouri 94 • 9-14, 7-10 OVC

#	Player	Total			3-Ptr		Rebounds					PF	TP	A	TO	Blk	Stl	Min	
		FG	FGA	FT	FTA	Off	Def	Off	Def	Total									
10	PATTERSON, Manny	f	2-6	0-0	4-4	3	4	7	1	8	0	0	2	0	14				
03	REED, JR., Eric	g	6-12	2-6	2-3	3	3	6	2	16	6	2	0	1	34				
05	HARRIS, Chris	g	6-8	4-5	2-4	0	2	2	1	18	7	3	0	0	33				
11	NICHOLAS, DQ		3-6	1-2	1-2	0	10	10	1	8	7	4	0	2	33				
21	AKENTEN, Nana	g	5-8	5-7	0-0	2	4	6	3	15	0	7	0	0	22				
12	MORRISON, Evan		1-2	1-1	0-0	0	0	0	0	3	0	1	0	0	2				
13	LONG, Parker		0-0	0-0	0-0	0	1	1	0	0	0	1	0	0	2				
14	JOHNSON, Nate		2-4	0-0	0-0	1	1	2	1	4	0	1	0	1	7				
25	RUSSELL, Nygal		6-6	0-0	1-1	1	3	4	1	13	3	2	0	2	18				
33	BRANSON, Dylan		3-6	1-4	0-0	0	3	3	4	7	1	1	1	0	20				
44	AGNEW, Darrius		1-2	0-0	0-0	1	2	3	1	2	2	1	0	0	15				
Team						1	2	3											
Totals			35-60	14-25	10-14	12	35	47	15	94	26	23	3	6	200				
FG % 1st Half: 18-29		62.1%	2nd half: 17-31	54.8%	Game: 35-60		58.3%												Deadball Rebounds 3
3FG % 1st Half: 7-12		58.3%	2nd half: 7-13	53.8%	Game: 14-25		56.0%												
FT % 1st Half: 7-8		87.5%	2nd half: 3-6	50.0%	Game: 10-14		71.4%												

FG % 1st Half: 18-29 62.1% 2nd half: 17-31 54.8% Game: 35-60 58.3%  
3FG % 1st Half: 7-12 58.3% 2nd half: 7-13 53.8% Game: 14-25 56.0%  
FT % 1st Half: 7-8 87.5% 2nd half: 3-6 50.0% Game: 10-14 71.4%

Officials: Greg Rennegar, Gene Grimshaw, Ron Gengenbacher  
Technical fouls: Eastern Kentucky-None. Southeast Missouri-None.  
Attendance: 753

Score by periods	1st	2nd	Total
Eastern Kentucky	24	48	72
Southeast Missouri	50	44	94

Points	In	Off	2nd	Fast	Bench
EKU	16	19	7	2	22
SEMO	34	19	8	12	29

### Official Basketball Box Score -- Game Totals -- Final Statistics Eastern Kentucky vs Southeast Missouri 02-22-21 2 p.m. at Show Me Center -- Cape Girardeau, Mo.

#### Eastern Kentucky 87 • 19-6, 13-5 OVC

#	Player	Total			3-Ptr			Rebounds			PF	TP	A	TO	Blk	Stl	Min
		FG	FGA	FT	FTA	Off	Def	Total									
02	KING, Tre	f	6-10	2-3	1-2	2	3	5	1	15	2	1	3	1	24		29
24	MORENO, Michael		2-5	2-3	0-2	0	4	4	2	6	3	1	0	4	29		24
04	LEWIS, Curt	g	5-10	3-5	1-2	3	2	5	2	14	4	4	0	1	25		25
05	ROBB, Cooper		5-8	2-3	0-0	0	2	2	3	12	0	0	0	2	21		21
12	GREEN JR., Wendell	g	7-18	4-8	5-8	0	5	5	2	23	4	4	0	1	32		32
00	CRUICKSHANK, R.		0-2	0-0	0-0	0	3	3	2	0	3	2	0	0	23		23
03	BROUGHTON, Peyton		1-1	0-0	1-2	0	1	1	0	3	0	0	0	0	3		3
13	BALOGUN, Tariq		1-1	0-0	2-2	0	1	1	3	4	0	0	2	0	9		9
14	BLANTON, Devontae		4-4	1-1	1-1	1	5	6	2	10	2	2	0	1	21		21
15	MINTER, Isaiah		0-1	0-0	0-0	0	1	1	0	0	0	1	0	0	3		3
34	FAYE, Cheikh		0-1	0-0	0-0	0	4	4	1	0	1	1	0	0	10		10
Team																	
Totals			31-61	14-23	11-19	8	31	39	18	87	19	16	5	10	200		200
FG % 1st Half: 15-36 41.7% 2nd half: 16-25 64.0% Game: 31-61 50.8%																	
3FG % 1st Half: 7-15 46.7% 2nd half: 7-8 87.5% Game: 14-23 60.9%																	
FT % 1st Half: 2-6 33.3% 2nd half: 9-13 69.2% Game: 11-19 57.9%																	
																Deadball	Rebounds
																	5

FG % 1st Half: 15-36 41.7% 2nd half: 16-25 64.0% Game: 31-61 50.8%  
3FG % 1st Half: 7-15 46.7% 2nd half: 7-8 87.5% Game: 14-23 60.9%  
FT % 1st Half: 2-6 33.3% 2nd half: 9-13 69.2% Game: 11-19 57.9%

#### Southeast Missouri 65 • 9-15, 7-11 OVC

#	Player	Total			3-Ptr			Rebounds			PF	TP	A	TO	Blk	Stl	Min	
		FG	FGA	FT	FTA	Off	Def	Total										
10	PATTERSON, Manny	f	2-4	0-0	0-0	0	1	1	4	0	1	1	0	11				
03	REED, JR., Eric		3-7	1-4	1-1	0	2	2	3	8	1	2	0	0	33			
05	HARRIS, Chris	g	4-10	2-6	5-5	0	2	2	2	15	7	4	0	4	32			
11	NICHOLAS, DQ		1-5	0-2	4-4	0	3	3	3	6	4	5	0	0	34			
21	AKENTEN, Nana	g	5-11	3-9	0-0	1	6	7	2	13	0	2	0	1	32			
12	MORRISON, Evan		0-0	0-0	0-0	0	0	0	0	0	0	0	0	1	1			
13	LONG, Parker		0-0	0-0	0-0	0	0	0	0	0	0	0	0	0	1			
14	JOHNSON, Nate		0-1	0-0	1-2	0	0	0	1	1	0	0	0	0	4			
25	RUSSELL, Nygal		1-3	0-1	2-2	1	3	4	1	4	0	0	0	0	16			
31	TAYLOR, Nolan		0-2	0-0	1-2	0	0	0	0	1	0	1	0	0	2			
33	BRANSON, Dylan		1-4	0-0	2-2	1	0	1	2	4	1	1	0	1	22			
44	AGNEW, Darrius		4-8	0-0	1-2	2	5	7	0	9	1	0	1	1	12			
Team						0	3	3										
Totals			21-55	6-22	17-20	5	25	30	15	65	15	16	2	8	200			
FG 1st Half: 9-26		34.6%	2nd half: 12-29	41.4%	Game: 21-55	38.2%												Deadball
3FG 1st Half: 2-8		25.0%	2nd half: 4-14	28.6%	Game: 6-22	27.3%												Rebounds
FT 1st Half: 6-7		85.7%	2nd half: 11-13	84.6%	Game: 17-20	85.0%												1

FG % 1st Half: 9-26 34.6% 2nd half: 12-29 41.4% Game: 21-55 38.2%  
3FG % 1st Half: 2-8 25.0% 2nd half: 4-14 28.6% Game: 6-22 27.3%  
FT % 1st Half: 6-7 85.7% 2nd half: 11-13 84.6% Game: 17-20 85.0%

Officials: John St. Clair, Brett Miles, Boyd Copeland  
Technical fouls: Eastern Kentucky-None. Southeast Missouri-None.  
Attendance:





# Game 25



# Game 26

