



2021 SOUTHEAST MISSOURI SOFTBALL

Southeast Missouri (7-10, 5-1) at Belmont (6-9, 2-4)

Games
18-20



Schedule

Follow the Redhawks

Video.....None
Live Stats.....BelmontBruins.com
Twitter.....@SEMOsoftball

Dates.....March 20-21, 2021
Schedule.....Mar. 20, 1 p.m., CT (DH)
Mar. 21, 1 p.m., CT
Location.....Nashville, Tenn.
Facility.....E.S. Rose Park
Series History.....SEMO leads, 15-13
Last Meeting.....BEL 7, SEMO 0
(Mar. 24, 2019 | Nashville, Tenn.)

Head Coaches..... Mark Redburn (370-389 overall; 156-140 at SEMO; 67-56 OVC).
Laura Matthews (6-9 overall; 6-9 at BEL).

Strategic Communications

Jeff Honza, Assistant Director of Athletics
Office Phone.....(573) 651-2933
Mobile.....(618) 528-1145
Email.....redhawk1@me.com

February (2-8)

13	at Auburn ^{SECN+}	L, 0-8 (5)
13	at Auburn ^{SECN+}	L, 1-5
14	at Auburn	L, 1-3
20	at #23 Tennessee	L, 0-7
21	at #23 Tennessee	L, 3-5
26	vs. North Dakota State !	W, 6-2
26	at #21 Arkansas !	L, 3-9
27	vs. Texas Tech !	W, 5-3
27	at #21 Arkansas !	L, 3-6
28	vs. Texas Tech !	L, 1-7

March (5-2, 5-1 OVC)

5	Austin Peay*	W, 6-5
6	Austin Peay (DH)*	L, 3-4; W 8-0 (5)
12	at Tennessee Tech (DH)*	W, 7-0; W, 4-1
13	at Tennessee Tech*	W, 8-4
16	at Southern Illinois	L, 2-6
17	Missouri State ^{ESPN+}	Canceled
20	at Belmont (DH)*	1 p.m.
21	at Belmont*	1 p.m.
24	at Saint Louis	3 p.m.
26	Morehead State* ^{ESPN+}	6 p.m.
27	Morehead State (DH)* ^{ESPN+}	2 p.m.

April (0-0, 0-0 OVC)

2	Eastern Illinois*	3 p.m.
3	Eastern Illinois (DH)*	12 p.m.
7	at Kansas City (DH)	TBA
10	at SIU Edwardsville*	4 p.m.
11	at SIU Edwardsville (DH)*	1 p.m.
14	Saint Louis ^{ESPN+}	3 p.m.
17	Eastern Kentucky (DH)*	12 p.m.
18	Eastern Kentucky*	12 p.m.
24	at Tennessee State (DH)*	1 p.m.
25	at Tennessee State*	1 p.m.
28	UT Martin (DH)* ^{ESPN+}	3 p.m.

May (0-0, 0-0 OVC)

1	Murray State (DH)* ^{ESPN+}	2 p.m.
2	Murray State* ^{ESPN+}	1 p.m.
4	at UT Martin (DH)*	3 p.m.
8	at Jacksonville State (DH)*	1 p.m.
9	at Jacksonville State*	1 p.m.
13-15	OVC Tournament (Oxford, Ala.)	TBA

Conference Play Resumes

Ohio Valley Conference co-leader Southeast Missouri (7-10, 5-1) travels to Belmont (6-9, 2-4) for a three-game series this weekend. The Redhawks and Bruins play a 1 p.m. doubleheader Saturday before wrapping up with a single game at 1 p.m., CT Sunday.

Follow the Redhawks

Live stats for all games of the Belmont series are available online at BelmontBruins.com. Twitter updates provided @SEMOsoftball.

Series History

Southeast Missouri holds a 15-13 advantage in its all-time series against Belmont. SEMO won seven of the last 10 meetings between these teams. The Redhawks secured series wins against the Bruins on three occasions with the last being a doubleheader sweep in Cape Girardeau on Apr. 29, 2018. SEMO and Belmont split a doubleheader the last time they met in Nashville on Mar. 24, 2019.

Ellis Nabs First OVC Player of the Week Honor

Senior first baseman Ashley Ellis was named Ohio Valley Conference Co-Player of the Week on Mar. 15. A native of Arnold, Missouri, Ellis hit .300 with three home runs, three runs scored and seven RBI to lead SEMO to a series sweep of Tennessee Tech (Mar. 12-13). She hit a two-run home run in game one of the series before slugging two more homers with two runs scored and five RBI in game three. Ellis also boasted a 1.200 slugging percentage and increased her home run total to five this season and 39 in her career. The OVC Player of the Week honor is the first in Ellis' career.

Eastern Kentucky's Vianna Barron (Co-Player) and UT Martin's Alexis Groet (Pitcher) rounded out the week's honorees.

Hot Start

The Redhawks are off to a 5-1 start in Ohio Valley Conference play after taking two of three from Austin Peay (Mar. 5-6) at home and sweeping Tennessee Tech (Mar. 12-13) on the road. Southeast Missouri and Eastern Illinois are tied for first in the league standings. SEMO's 6-1 in 2019 is presently Mark Redburn's best start in OVC play.

First Series Sweep

Southeast Missouri completed its first series sweep and second-straight series victory when it beat Tennessee Tech by scores of 7-0, 4-1 and 8-4 on Mar. 12-13. The Redhawks have won five of their last seven games and are 5-2 in March.

Hitting Streak Ends at 10

Right fielder Kaylee Anderson, one of four Redhawks with a batting average of .333 or better, saw her 10-game hitting streak come to an end at Tennessee Tech. Anderson collected multiple hits a total of six times during that stretch which lasted from Feb. 26-Mar. 13.



Southeast Missouri or **SEMO** is the preferred reference for Southeast Missouri State University athletic teams. Southeastern Missouri State is not an acceptable reference.

All times Central and Subject to Change;
Home Games in **Bold**; * - Denotes Ohio Valley Conference Game; ! - Arkansas Tournament (Fayetteville, Ark.)



She became the first Redhawk to have a hitting streak consisting of 10 or more games since fellow teammate Rachel Anderson hit safely in 16-consecutive contests during the 2018 campaign (Apr. 13-May 10).

400 Hitters

Rachel Anderson is one of seven hitters with a .400 or better batting average in the Ohio Valley Conference this season. Anderson boasts a .404 clip which is good for sixth among league foes thus far. UT Martin's Kaci Fuller tops the OVC with a .453 batting average.

Home Run Fun

Southeast Missouri hit a home run in four-straight games and eight of its last 10 contests. The Redhawks had multiple home runs a total of six times this year. Six different players have homered for SEMO this season. The Redhawks rank second in the Ohio Valley Conference with 16 home runs through 17 games.

Two-Home Run Games

Kaylee Anderson and Ashley Ellis each homered twice in a game during the Tennessee Tech series last weekend. Anderson hit a two-run home run in the first inning and added a solo shot in the third in game two, while Ellis delivered a three-run homer in the first and a two-run blast in the third inning of game three. For Anderson, it was the second multiple home run game of her career and for Ellis, it marked the fifth time she had two homers in a game.

Rook Surpasses 250 Career Strikeouts

Pitcher Rachel Rook surpassed 250 career strikeouts during Southeast Missouri's midweek game at Southern Illinois (Mar. 16). Rook struck out five in two scoreless relief innings against the Salukis. She now ranks ninth among the school's all-time career strikeout leaders with 252 Ks.

Celebrating 200 Starts

Rachel Anderson's 200th career start in center field came on Mar. 13, the day Southeast Missouri completed its sweep of Tennessee Tech. Anderson, who has never missed a start in her career, has a total of 201. She became

the sixth player in program history to start over 200 career games. Anderson ranks sixth among the school's all-time career leaders in games started.

Ellis is Next

Ashley Ellis is the next to join Rachel Anderson with 200 career starts in a Redhawk uniform. Ellis logged 198 starts to date. She carries a streak of 181 consecutive starts into this weekend's series at Belmont. Ellis is seventh all-time in career starts at Southeast Missouri.

More Notables

Rachel Anderson (245) is five hits away from reaching 250 and five walks (95) to get 100 in her Southeast Missouri career. Anderson is the school's all-time career leader in each of those categories.

Holman Gets First Win

Paytience Holman pitched a two-hit complete game shutout to earn her first win of the season at Tennessee Tech (Mar. 12). Holman struck out two and walked two in seven scoreless innings. It was the fourth complete game of her career and fourth overall by Redhawk pitchers this season.

Wrigley Playing Well

Freshman Kynzie Wrigley has made her way into Southeast Missouri's starting lineup each of the last five games. Wrigley hit safely in four of those contests with multiple hits on two occasions. She had a season-high three hits vs. Austin Peay (Mar. 6) and added two hits at Southern Illinois (Mar. 16).

March 12

Southeast Missouri's 7-0 and 4-1 victories over Tennessee Tech (Mar. 12) was the day exactly one year from the time a global COVID-19 pandemic brought college athletics to an abrupt halt. On Mar. 12, 2020, the NCAA canceled its men's and women's basketball tournaments and conferences across the country changed plans for games in the months ahead. That decision affected championships in all winter and spring sports, including softball. Southeast Missouri's flight was on its descent to the Tampa International Airport for a tournament hosted by the University of South Florida the day the

2021 OVC Standings (as of Mar. 16)

School	Conference				Overall			
	W	L	T	Pct.	W	L	T	Pct.
Eastern Illinois	5	1	0	.833	12	5	0	.706
Southeast Missouri	5	1	0	.833	7	10	0	.412
Austin Peay	4	2	0	.667	9	4	0	.692
Eastern Kentucky	4	2	0	.667	12	6	0	.667
Murray State	4	2	0	.667	7	14	0	.333
UT Martin	3	3	0	.500	13	5	0	.722
Tennessee Tech	3	3	0	.500	8	11	0	.421
Jacksonville State	3	3	0	.500	4	11	0	.267
Belmont	2	4	0	.333	6	9	0	.400
SIUE	2	4	0	.333	2	9	0	.182
Tennessee State	1	5	0	.167	5	9	0	.357
Morehead State	0	6	0	.000	3	10	0	.231

This Weekend's Schedule

Friday, March 12

Austin Peay at Eastern Illinois*, 4 p.m.
Tennessee State at UT Martin*, 4 p.m.

Saturday, March 20

Jacksonville State at Eastern Kentucky* (DH), 12 p.m. (ESPN+)
Austin Peay at Eastern Illinois* (DH), 1 p.m.
Southeast Missouri at Belmont* (DH), 1 p.m.
Tennessee State at UT Martin* (DH), 1 p.m.
Murray State at SIUE* (DH), 1 p.m.
Tennessee Tech at Morehead State*, 4 p.m.

Sunday, March 21

Tennessee Tech at Morehead State* (DH), 12 p.m. (ESPN+)
Southeast Missouri at Belmont*, 1 p.m.
Jacksonville State at Eastern Kentucky*, 1 p.m.
Murray State at SIUE*, 1 p.m.



Redhawks learned their 2020 season was canceled.

OVC Opening Series Win

The Redhawks opened Ohio Valley Conference play with a 2-1 series win over Austin Peay (Mar. 5-6) last weekend in Cape Girardeau. Southeast Missouri won games one (6-5) and three (8-0). With its victory on Mar. 5, the Redhawks improved to 19-10 all-time in OVC openers and opened league play with a win for the eighth time in 11 seasons. SEMO did not play any conference games in 2020 due to COVID-19.

That's Four for Redburn

For the fourth time in his career as Southeast Missouri's head coach, Mark Redburn started Ohio Valley Conference play with a series win. Redburn's teams did just that in 2016 (2-1 vs. Murray State), 2018 (2-0, vs. Tennessee Tech), 2019 (2-0, vs. Tennessee State) and 2021 (2-1, vs. Austin Peay).

About Belmont

Belmont is 6-9 overall and 2-4 in Ohio Valley Conference play. The Bruins are eighth in the conference standings one spot above where they were selected in this year's OVC Preseason Poll (ninth). Belmont is under the direction of first-year Head Coach Laura Matthews. The Bruins are last in the league in runs scored. Belmont is averaging under three runs (2.8) per game and was outscored, 74-42, through its first 15 contests. The Bruins also struck out 105 times, second-most in the OVC.

Rook Tosses Gem

Rachel Rook pitched a one-hit complete game shutout with six strikeouts in Southeast Missouri's series-clinching 8-0 win over Austin Peay (Mar. 6). Rook put together a masterful performance retiring the first eight hitters she faced. Only three Governors reached base against her. Rook no-hit APSU for 4.2 innings and retired 18 of the 21 hitters she faced. She also retired the Governors in order during four of her six innings. It was the ninth complete game and sixth shutout of Rook's career.

Tucker Homers for First Career Hit

Shortstop Alyson Tucker's first career hit was the Redhawks decisive home run in their 6-5 game one victory over Austin Peay (Mar. 5). Southeast Missouri trailed, 5-4, when Tucker hit a two-run home run to left field with one out in the bottom of the fifth inning to give the Redhawks the lead. She had a hit in all three games of SEMO's series against the Governors.

10 or More

Southeast Missouri has hit 16 home runs and is one of four Ohio Valley Conference teams with double-digit home runs this season. SEMO ranks second in the league in that category behind Eastern Illinois (27). The Redhawks hit two home runs in five of their previous nine games.

Great Feeling

When the Redhawks beat Austin Peay, 6-5, on Mar. 5, they celebrated their first Ohio Valley Conference victory in 672 days. Southeast Missouri did not get a chance to play any OVC games in 2020 when its season was shortened due to COVID-19. Prior to last weekend, Morehead State was SEMO's last conference opponent on May 3, 2019. The Redhawks swept the Eagles to claim a share of the 2019 OVC regular-season title in Cape Girardeau that night.

Anderson Breaks Three Career Records

Center fielder Rachel Anderson broke three Southeast Missouri career records at the Razorback Invitational (Feb. 26-28). Anderson established new career marks in hits (241), walks (92) and RBI (133). She surpassed Alex Ramirez (88, 2007-10) in walks, Jenny Oermann (231, 1996-99) in hits and both Renee Kertz (132, 2009-12) and Michelle Summers (132, 2005-08) in RBI.

150th Win

Mark Redburn picked up his 150th career win as Southeast Missouri's head coach when the Redhawks earned their first victory of the season with a 6-2 victory over North Dakota State (Feb. 26). Redburn is 156-140 in his seventh year at SEMO. The Redhawks put together an overall record of 98-53 and 37-13 mark in Ohio Valley Conference play since the 2018 campaign. Redburn, the reigning OVC

Coach of the Year, guided SEMO to its first OVC regular-season and tournament titles, and NCAA Tournament in 20 years during the 2019 campaign.

Razorback Invitational Recap

The Redhawks picked up their first wins of the season at the Razorback Invitational (Feb. 26-28). Southeast Missouri beat North Dakota State, 6-2, and Big 12 Conference foe Texas Tech, 5-3, in eight innings. SEMO went 2-3 in its only regular-season tournament of the 2021 campaign.

Andersons Go Back-to-Back

Rachel Anderson and Kaylee Anderson became the first to hit back-to-back home runs for Southeast Missouri this season. R. Anderson smacked a two-run home run and K. Anderson followed that up with a solo shot to right center in the top of the fourth inning at #24 Arkansas (Feb. 27). The back-to-back home runs gave SEMO a 3-2 lead at the time.

Team 45

The 2021 campaign is the 45th season of Southeast Missouri softball. SEMO's softball program has an all-time record of 1,127-833-3. The Redhawks are 767-710-2 all-time since moving to the NCAA Division I ranks in 1992.

Strikeout Tracker

In 10 starts this season, Rachel Rook recorded 48 strikeouts, including a season-high seven at #23 Tennessee (Feb. 20). Rook currently has 252 strikeouts in her Southeast Missouri career.

Welcome to Division I Softball

Five newcomers saw their first NCAA Division I softball action with Southeast Missouri at Auburn (Feb. 13-14) last weekend. Freshman Jillian Anderson started all three games in left field and Alyson Tucker started every game at shortstop. Katie Dreiling (2) and Kynzie Wrigley (1) combined for three starts at designated player, while freshmen Kelby Robinson and Abigail Rickermann played, as well.



First 10-Hit Game

Southeast Missouri registered 10 hits in a game for the first time this season in game two of its series at Auburn (Feb. 13). SEMO edged the Tigers, 10-9, in the hit column. Ashley Ellis and Karsy Davis paved the way with two hits each. For Davis, it was the first multiple-hit game of her career. For Ellis, it was the 38th time she finished with multiple hits in a game.

Career Record Watch

Rachel Anderson, Southeast Missouri's all-time career leader in triples (29), batting average (.420), slugging percentage (.708), on-base percentage (.509), hits (245), walks (95) and RBI (136), is looking to do more damage on the record books this year. Anderson is also second in runs scored (153) behind Michelle Summers (161, 2005-08), stolen bases (63) behind Lisa Thornton (82, 1987-90) and total bases (413) behind Summers (423).

The Chase is On

Ashley Ellis, who broke Southeast Missouri's single-season home run record with 17 bombs in 2019, is now chasing the school's all-time career home run record. Ellis currently ranks second with 39 home runs. She needs 10 more to surpass Michelle Summers (48, 2005-08) for the new mark.

OVC Preseason Favorite

Last year, Southeast Missouri was the preseason favorite in the Ohio Valley Conference, but didn't get a chance to play a conference game due to COVID-19. Now, the Redhawks are in that exact same spot going into the 2021 campaign and they are again anxious to defend their OVC regular-season and tournament crowns. SEMO was picked first in the league's 2021 Predicted Order of Finish, tallying 228 points and 13 of the possible 24 first-place votes. The Preseason Poll is selected by OVC Head Coaches and Communications Directors. Eastern Kentucky (224 points), Jacksonville State (211 points), Murray State (167 points) and SIU Edwardsville (151 points) filled out the top five. Austin Peay (143 points), UT Martin (109 points), Tennessee Tech (97 points), Eastern Illinois (92 points), Belmont (88 points), Tennessee State (34 points) and Morehead State (32 points) rounded out the poll.

2021 Redhawks

Southeast Missouri's 2021 roster includes 24 players with three seniors, five juniors, five sophomores and 11 freshmen. All returnees redshirted in 2020 after the COVID-19 pandemic influenced the NCAA Division I Council to allow schools to provide spring-sport athletes an additional season of competition and an extension on their period of eligibility. The Redhawks also bring back five position starters (Rachel Anderson, OF; Austine Pauley, INF; Ashley Ellis, INF; Kaylee Anderson, OF; Ashley Emert, INF) and two starting pitchers (Rachel Rook; Paytience Holman).

Abrupt End to 2020

The Redhawks flight was on its descent to the Tampa International Airport for a tournament hosted by the University of South Florida when Head Coach Mark Redburn's cell phone had just enough service to take a call. The call was from South Florida Head Coach Ken Eriksen who led Redburn know the tournament his team was travelling to play in was cancelled. Soon after that, came the news that the 2020 season was over after the NCAA voted to suspend play due to a global COVID-19 pandemic. SEMO was 12-5 when its season was shut down. The Redhawks won nine in a row and went 9-1 in their first 10 games. SEMO's shortened season lasted only 23 days, but the Redhawks accomplished a lot in a short amount of time. They led the Ohio Valley Conference in slugging percentage (.528), on-base percentage (.411), triples (14), stolen bases (41), fewest hits allowed (84) and fewest earned runs allowed (40). SEMO rated second in the league in batting average (.310), home runs (19), opposing batting average (.204), runs allowed (51), stolen bases per game (2.4) and triples per game (0.8). Nationally, the Redhawks were among the top 25 in triples per game (2nd), stolen bases per game (8th), scoring (16th, 6.7), slugging percentage (21st) and on-base percentage (24th).

All-American Anderson

Southeast Missouri's first All-American in its NCAA Division I era, center fielder Rachel Anderson is returns for her fifth year in 2021. Anderson won the coveted 2019 OVC Player of the Year honor to go along with her Third-Team National Fastpitch Coaches

Association (NFCA) All-America award. She is also a three-time First-Team All-OVC and NFCA All-Region selection, and claimed First-Team CoSIDA Academic All-America accolades in her phenomenal career.

Elite .400 Club

Rachel Anderson is currently one of 131 NCAA Division I softball hitters with a career batting average of .400 or better. She is hitting .420 for her college career. Anderson was hitting a team-best .480 and led the Redhawks in runs (19), hits (24), triples (5), slugging percentage (.880), on-base percentage (.541) and stolen bases (9) when play was suspended a year ago.

Ellis Bashes

Slugger Ashley Ellis, like Rachel Anderson, is also back for her fifth year. A native of Arnold, Missouri, Ellis averaged 8.5 home runs per year in her first four seasons as Southeast Missouri's first baseman. She homered eight times and ranked fourth on the team with a .347 batting average last season. Ellis led the Ohio Valley Conference in home runs during the 2020 campaign and hit two round-trippers in a game three times in her career.

Deep Pitching

Since Mark Redburn became Southeast Missouri's head coach in 2015, his pitching has never been deeper than it is now. Junior Rachel Rook is at the forefront of this year's staff. Rook was having a tremendous season when COVID-19 hit last season. She was 4-2 with a staggering 0.70 ERA in seven appearances and six starts. Rook tossed five complete games and three shutouts, while striking out 51 and walking just seven. Her ERA led the Ohio Valley Conference and ranked seventh in the nation. Freshman Paytience Holman threw two complete games and ranked second behind Rook with 34 strikeouts and 33.2 innings in 2020. Sophomore left-hander Marisa Davis had an excellent fall and looks to get more innings this year. Davis posted a 1-0 record and 2.62 ERA in four appearances and one start. Freshmen Katie Dreiling and Amanda Hansen round out the Redhawks pitchers. Dreiling was a three-time All-State and All-Conference selection at Valley View High School, while Hansen finished her prep career at Holt High School with a record of 8-2 and 2.11 ERA.



30-Win Seasons

Southeast Missouri registered over 30 wins in each of its last two complete seasons. The Redhawks went 33-20 and finished fourth in the Ohio Valley Conference in 2018. In 2019, SEMO set a program record in wins when it went 46-18 overall and won the OVC regular-season and tournament titles. The Redhawks also made the NCAA Tournament that year. SEMO has a total of 17 seasons with 30 or more wins in its program history.

2021 Schedule

Southeast Missouri has over 50 games scheduled this upcoming 2021 season which is less than two weeks away. Nineteen of those contests will be played at the Southeast Softball Complex. SEMO, the defending Ohio Valley Conference Champion, starts the year with a three-game series at Auburn (Feb. 13-14). The Redhawks two other non-conference weekends include trips to Southeastern Conference member Tennessee (Feb. 20) and the Arkansas Tournament (Feb. 26-28), hosted by SEC affiliate Arkansas. The Redhawks will face North Dakota State (Feb. 26), Arkansas (Feb. 26, Feb. 27) and Texas Tech (Feb. 27, Feb. 28) during their time in Fayetteville. SEMO and Tennessee both made the 2019 NCAA Tournament. The Redhawks season ended at the Oxford, Mississippi Regional and the Lady Vols were eliminated by Florida in the Gainesville Super Regional that year. A home-and-home series with Saint Louis (Mar. 24, away; Apr. 14, home), a single game with Missouri State (Mar. 17) and a doubleheader at Kansas City (Apr. 7) are SEMO's midweek matchups. This year's OVC schedule increases to 34 games. SEMO will play every conference team except its travel partner (UT Martin) in a three-game weekend series. The Redhawks and Skyhawks will play a home-and-home midweek doubleheader to complete the adjusted slate. SEMO hosts Austin Peay in its OVC opener on Mar. 6-7. Morehead State (Mar. 26-27), Eastern Illinois (Apr. 2-3), Eastern Kentucky (Apr. 17-18), UT Martin (Apr. 28) and Murray State (May 1-2) are the rest of the Redhawks home league opponents. The remainder of the Redhawks conference schedule includes trips to Tennessee Tech (Mar. 13-14), Belmont (Mar. 20-21), SIU Edwardsville (Apr. 10-11), Tennessee State (Apr. 24-25), UT Martin (May 4) and Jacksonville State (May 8-9).

This year's OVC Tournament will be held at Choccolocco Park in Oxford, Alabama. The top four teams in the conference will contend for the OVC's automatic NCAA Tournament berth over a three-day stretch from May 13-15.

On Deck

Southeast Missouri heads to Saint Louis for a midweek matchup on Mar. 24 before closing out the month with a three-game home series vs. Morehead State (Mar. 26-27).



SOUTHEAST MISSOURI SOFTBALL NOTES // BELMONT

Numerical

No.	Name	Pos.	Ht.	B/T	Cl.	Hometown (High School/College)
1	Jillian Anderson	OF	5-4	L/L	Fr.	Rochester, Ill. (Rochester)
2	Rachel Anderson	OF	5-3	L/R	Sr.	Edwardsville, Ill. (Edwardsville)
3	Kimmy Wallen	OF	5-7	L/R	Fr.	Park Hills, Mo. (Central)
4	Alyson Tucker	INF/P	5-5	R/R	So.	Farmington, Mo. (Farmington)
5	Kileigh Grisham	INF	5-7	R/R	Fr.	Eureka, Mo. (Eureka)
6	Marisa Davis	P	5-4	L/L	So.	Kansas City, Mo. (Lee's Summit North)
7	Karsyn Davis	C	5-11	R/R	Fr.	Harrisburg, Ill. (Harrisburg)
8	Abby Rollet	OF	5-7	L/R	Jr.	Perryville, Mo. (Notre Dame/Jefferson College)
9	Rachel Rook	P	5-11	R/R	Jr.	Republic, Mo. (Republic)
10	Ashley Emert	C/INF	5-10	R/R	Jr.	East Peoria, Ill. (East Peoria/Illinois State)
11	Danina Marton	OF	5-10	R/R	Jr.	Northridge, Calif. (Grover Cleveland)
12	Katie Dreiling	P/INF	5-9	L/R	Fr.	Jonesboro, Ark. (Valley View)
14	Kaylee Anderson	INF/P	5-7	R/R	Jr.	Warrenton, Mo. (Warrenton)
15	Austine Pauley	INF	5-6	R/R	Sr.	St. Charles, Mo. (Francis Howell North/Lindenwood)
16	Abigail Rickermann	INF	5-6	L/R	Fr.	Festus, Mo. (Festus)
17	Kelby Robinson	OF	5-6	L/R	Fr.	Wentzville, Mo. (Holt)
18	Kaylee Payne	INF/P	5-3	R/R	Fr.	Oran, Mo. (Oran)
19	Paytience Holman	P	5-8	R/R	Fr.	Mexico, Mo. (Mexico)
20	Leaha Wininger	INF	5-7	R/R	So.	Johnston City, Ill. (Johnston City)
21	Chelsy Pena	C	5-6	R/R	So.	Columbia, Ill. (Columbia)
22	Amanda Hansen	P/INF	6-0	R/R	Fr.	Wentzville, Mo. (Holt)
24	Kynzie Wrigley	INF	5-3	L/R	Fr.	Mt. Zion, Ill. (Mt. Zion)
26	Ashley Ellis	INF	5-8	R/R	Sr.	Arnold, Mo. (Fox)
27	Anna Griffin	INF	6-1	R/R	So.	Bentonville, Ark. (Bentonville West)

Numerical

No.	Name	Pos.	Ht.	B/T	Cl.	Hometown (High School/College)
1	Jillian Anderson	OF	5-4	L/L	Fr.	Rochester, Ill. (Rochester)
14	Kaylee Anderson	INF/P	5-7	R/R	Jr.	Warrenton, Mo. (Warrenton)
2	Rachel Anderson	OF	5-3	L/R	Sr.	Edwardsville, Ill. (Edwardsville)
7	Karsyn Davis	C	5-11	R/R	Fr.	Harrisburg, Ill. (Harrisburg)
6	Marisa Davis	P	5-4	L/L	So.	Kansas City, Mo. (Lee's Summit North)
12	Katie Dreiling	P/INF	5-9	L/R	Fr.	Jonesboro, Ark. (Valley View)
26	Ashley Ellis	INF	5-8	R/R	Sr.	Arnold, Mo. (Fox)
10	Ashley Emert	C/INF	5-10	R/R	Jr.	East Peoria, Ill. (East Peoria/Illinois State)
27	Anna Griffin	INF	6-1	R/R	So.	Bentonville, Ark. (Bentonville West)
5	Kileigh Grisham	INF	5-7	R/R	Fr.	Eureka, Mo. (Eureka)
22	Amanda Hansen	P/INF	6-0	R/R	Fr.	Wentzville, Mo. (Holt)
19	Paytience Holman	P	5-8	R/R	Fr.	Mexico, Mo. (Mexico)
11	Danina Marton	OF	5-10	R/R	Jr.	Northridge, Calif. (Grover Cleveland)
15	Austine Pauley	INF	5-6	R/R	Sr.	St. Charles, Mo. (Francis Howell North/Lindenwood)
18	Kaylee Payne	INF/P	5-3	R/R	Fr.	Oran, Mo. (Oran)
21	Chelsy Pena	C	5-6	R/R	So.	Columbia, Ill. (Columbia)
17	Kelby Robinson	OF	5-6	L/R	Fr.	Wentzville, Mo. (Holt)
8	Abby Rollet	OF	5-7	L/R	Jr.	Perryville, Mo. (Notre Dame/Jefferson College)
9	Rachel Rook	P	5-11	R/R	Jr.	Republic, Mo. (Republic)
16	Abigail Rickermann	INF	5-6	L/R	Fr.	Festus, Mo. (Festus)
4	Alyson Tucker	INF/P	5-5	R/R	So.	Farmington, Mo. (Farmington)
3	Kimmy Wallen	OF	5-7	L/R	Fr.	Park Hills, Mo. (Central)
20	Leaha Wininger	INF	5-7	R/R	So.	Johnston City, Ill. (Johnston City)
24	Kynzie Wrigley	INF	5-3	L/R	Fr.	Mt. Zion, Ill. (Mt. Zion)

Head Coach: Mark Redburn (Seventh Year/Missouri-St. Louis, 1993)

Assistant Coaches: Kristen Jones (Sixth Year/Augusta State, 2012); Matthew Guemmer (Second Year, Missouri, 2013)

Student Manager: Jessica Gilbert

Roster Breakdown

Total Squad Members	24
Seniors	3
Juniors	5
Sophomores	5
Freshmen	11

Pronunciation Guide


Katie Dreiling	Dry-ling
Austine Pauley	Aus-TEEN
Abby Rollet	Roll-AYE

Geographical Breakdown

Arkansas	2
Anna Griffin, Katie Dreiling	
California	1
Danina Martin	
Illinois	7
Jillian Anderson, Rachel Anderson, Karsyn Davis, Ashley Emert, Leaha Wininger, Chelsy Pena, Kynzie Wrigley	
Missouri	14
Kimmy Wallen, Alyson Tucker, Kileigh Grisham, Marisa Davis, Abby Rollet, Rachel Rook, Kaylee Anderson, Austine Pauley, Abigail Rickermann, Kelby Robinson, Kaylee Payne, Paytience Holman, Amanda Hansen, Ashley Ellis	



1
Jillian Anderson
OF / 5-4 / Fr. / L/L
Rochester, Ill.



2
Rachel Anderson
OF / 5-3 / Sr. / L/R
Edwardsville, Ill.



3
Kimmy Wallen
OF / 5-7 / Fr. / L/R
Park Hills, Mo.




4
Alyson Tucker
INF/P / 5-5 / So. / R/R
Farmington, Mo.



5
Kileigh Grisham
INF / 5-7 / Fr. / R/R
Eureka, Mo.




6
Marisa Davis
P / 5-4 / So. / L/L
Kansas City, Mo.



7
Karsyn Davis
C / 5-11 / Fr. / R/R
Harrisburg, Ill.



8
Abby Rollet
OF / 5-7 / Jr. / L/R
Perryville, Mo.



9
Rachel Rook
P / 5-11 / Jr. / R/R
Republic, Mo.




10
Ashley Emert
C/INF / 5-10 / Jr. / R/R
East Peoria, Ill.




11
Danina Marton
OF / 5-10 / Jr. / R/R
Northridge, Calif.



12
Katie Dreiling
P/INF / 5-7 / Jr. / R/R
Jonesboro, Ark.




14
Kaylee Anderson
INF/P / 5-7 / Jr. / R/R
Warrenton, Mo.



15
Austine Pauley
INF / 5-6 / Sr. / R/R
St. Charles, Mo.



16
Abigail Rickermann
INF / 5-6 / Fr. / L/R
Festus, Mo.



17
Kelby Robinson
OF / 5-6 / Fr. / L/R
Wentzville, Mo.




18
Kaylee Payne
INF/P / 5-3 / Fr. / R/R
Oran, Mo.



19
Paytience Holman
P / 5-8 / Fr. / R/R
Mexico, Mo.




20
Leaha Winger
INF / 5-7 / So. / R/R
Johnston City, Ill.




21
Chelsy Pena
C / 5-6 / So. / R/R
Columbia, Ill.




22
Amanda Hansen
P/INF / 6-0 / Fr. / R/R
Wentzville, Mo.



24
Kynzie Wrigley
INF / 5-3 / Fr. / L/R
Mt. Zion, Ill.



26
Ashley Ellis
INF / 5-8 / Sr. / R/R
Arnold, Mo.



27
Anna Griffin
INF / 6-1 / So. / R/R
Bentonville, Ark.



Mark Redburn
Head Coach
Seventh Year



Kristen Jones
Assistant Coach
Sixth Year



Matthew Guemmer
Assistant Coach
Second Year



Jessica Gilbert
Student Manager





HEAD COACH

SEVENTH YEAR // MISSOURI-ST. LOUIS, 1993

Mark Redburn enters his seventh year at Southeast Missouri which is again ready to defend its Ohio Valley Conference regular-season and tournament crowns.

In the last two plus seasons, the Redhawks put together an overall record of 91-43 and 32-12 mark in OVC play. In over five years with Redburn at the helm, SEMO has produced one NFCA All-American, six NFCA All-Region selections, 11 All-OVC picks, one OVC Player of the Year, one OVC Tournament Most Valuable Player and two CoSIDA Academic All-Americans.

SEMO was off to a great start and had all the makings for a big 2020 campaign, but a global COVID-19 pandemic shut its season down only 17 games in.

The Redhawks won nine in

a row and posted a 9-1 record in their first 10 games of the season. SEMO finished with an overall record of 12-5 and did not get a chance to play any OVC games when play was cancelled.

Although the 2020 season lasted just 23 days (Feb. 14-Mar. 8), the Redhawks accomplished a lot in a short amount of time.

SEMO led the Ohio Valley Conference in slugging percentage (.528), on-base percentage (.411), triples (14), stolen bases (41), hits allowed (84) and earned runs allowed (40). The Redhawks also rated second in the league in batting average (.310), home runs (19), opposing batting average (.204), runs allowed (51), stolen bases per game (2.4) and triples per game (0.8).

Nationally, SEMO was among the top 25 in triples per game

(2nd), stolen bases per game (8th, 2.4), scoring (16th, 6.7), slugging percentage (21st) and on-base percentage (24th).

Individually, Rachel Anderson led the OVC in batting average (.480), slugging percentage (.880), on-base percentage (.541) and triples (5) following a season that culminated with her winning the league's coveted Player of the Year honor. Anderson, who didn't strike out all year, capped her 2020 campaign as only the sixth player in program history to claim First-Team CoSIDA Academic All-America accolades.

Pitcher Rachel Rook was atop the OVC in earned run average (0.70) and opposing batting average (.119), while Ashley Ellis ended the year as the league's leader in home runs (8).

Redburn guided SEMO to

its first OVC regular-season and tournament championship, and NCAA Regional appearance in 20 years the year before that in 2019..

What a year 2019 was for SEMO which set an all-time program record with 46 wins, the only 40-win season in the school's entire NCAA Division I era. The Redhawks went 46-18 overall and 17-5 in the OVC before going 1-2 at the NCAA Regional in Oxford, Mississippi.

SEMO had so much to celebrate over the course of its magical 2019 campaign.

Redburn and his staff were honored as the National Fastpitch Coaches Association (NFCA) Mideast Region Coaching Staff of the Year. For Redburn himself, he was voted OVC Coach of the Year for the first time in his career.

Four players earned All-OVC



honors, three claimed NFCA All-Region accolades and one garnered NFCA All-America distinction. Outfielder Rachel Anderson became SEMO's first All-American in 28 years and the program's first All-American in the NCAA Division I tenure. TEAM 43 was also recognized by the NFCA for achieving the fourth highest grade point average among all NCAA Division I schools. SEMO recorded a team GPA of 3.678 with 17 players securing NFCA All-America Scholar-Athlete honors.

Redburn certainly has the Redhawks trending in the right direction as his teams averaged nearly 40 wins (39.5) in the last two seasons alone. SEMO put together a 79-38 (.678) record and went 32-12 (.727) in conference play over that span.

Statistically, SEMO's 2019 team broke a total of 17 single-season records in slugging percentage (.510), on-base percentage (.382), game played (64), runs (363), hits (501), home runs (74), RBI (318), total bases (850), walks (180), stolen bases (89), stolen base attempts (117), wins (46), saves (11), batters struck out (331), batters struck out looking (90), innings pitched (414) and putouts (1242).

In 18 years as an NCAA Division I head coach, Division I assistant coach and National Junior College Athletic Association (NJCAA) head coach, Redburn has made 13 postseason appearances which include one NCAA Women's College World Series, two NCAA Super-Regionals, four NCAA Regionals and two NJCAA

National Tournaments.

In 2018, the Redhawks finished at 33-20 overall and fourth in the OVC with a 15-7 mark. SEMO locked down its first winning campaign in seven years.

The Redhawks heated up to win 11 of their final 14 regular-season games and advanced to the eight-team OVC Tournament.

SEMO's 2018 club finished with a 74 RPI among the nation's 296 NCAA Division I softball teams, quite a jump from its 173 ranking in 2017. The Redhawks collected eight doubleheader sweeps along the way.

Defensively, SEMO improved tremendously. After ranking eighth in the OVC in fielding percentage a year ago, the Redhawks were the league's second-best fielding team in 2018. SEMO had 43 errors and committed 16 less than it did in 2017. The Redhawks went error free in 25 games equating to 47 percent of their entire season.

The year before that, SEMO finished the 2017 campaign among the school's top single-season leaders in slugging percentage (6th, .427), on-base percentage (5th, .356), triples (4th, 21), home runs (9th, 31), total bases (9th, 567), stolen bases (2nd, 65), stolen base attempts (1st, 88), opponent batting average (7th, .282), strikeouts/7 innings (7th, 4.17), strikeouts (10th, 194), strikeouts looking (3rd, 61) fewest doubles allowed (8th, 49), fielding percentage (8th, .960), fewest errors (7th, 59) and fewest stolen bases against (3rd, 38).

Redburn picked up his 200th

career victory when SEMO beat Austin Peay, 7-4, on Apr. 30, 2016. His 2016 club ranked among the school's top-10 teams in doubles (6th, 69), stolen bases (3rd, 58), walks (8th, 138), home runs (6th, 35) and slugging percentage (6th, .412).

In his first season, Redburn led the Redhawks to an overall record of 19-27 and 12-12 in OVC play during 2015. His 19 victories came after SEMO won no more than 15 games in each of the previous two seasons. Redburn's first club at Southeast also had 12 OVC wins, a +9 increase from the 2014 campaign. In addition, the Redhawks made the OVC Tournament, snapping a streak of three years where they missed the event.

Not only did Redburn earn his 100th career NCAA Division I win in his inaugural season with the Redhawks, but he coached three All-OVC selections and one NFCA All-Region honoree.

Statistically, SEMO finished among the top-five OVC teams in batting average (3rd), slugging percentage (5th), on-base percentage (5th) and hits (5th). The 2015 Redhawks also broke two single-season records with Kayla Fortner establishing new marks



■ The Redburn File

Experience:

19th Year (Seventh at SEMO)

Hometown:

St. Charles, Mo.

Birthdate:

April 19, 1967

Alma Mater:

Missouri-St. Louis, 1993

Education:

B.S. Special Education (Missouri-St. Louis)
Master's Higher Education in Athletics/
Activities Administration (William Woods)

Date Hired:

June 26, 2014

Family:

Wife - Tracy
Children - Joe, Jack

Coaching Experience:

St. Charles CC, Head Coach, 2002-04
Jefferson College, Head Coach 2005-06
Missouri, Assistant Coach, 2007-09
Evansville, Head Coach, 2010-14
Southeast Missouri, Head Coach, 2015-pr.



SOUTHEAST MISSOURI SOFTBALL NOTES // BELMONT

in home runs and single-game mark and set a single-game school record with six home runs, as well.

Academically, the Redhawks accumulated a 3.35 grade point average during the 2014-15 academic year as a total of nine players earned NFCA All-America Scholar-Athlete status for achieving a 3.5 or higher GPA.

Redburn coached a total of four first-team All-OVC selections, three second-team All-OVC picks, one OVC Freshman of the Year, three NFCA All-Region honorees and three OVC All-Newcomer selections in his first four years as SEMO's head coach.

The fourth head coach in Redhawk softball history, Redburn won 90 games in five years as head coach at the University of Evansville before accepting the job at Southeast on June 26, 2014.

In 2014, Redburn coached a UE team with five starters that were underclassmen, including four freshmen and one sophomore. The Purple Aces achieved their highest batting average since 2007. Additionally, UE had a freshman lead the team in stolen bases and home runs.

Despite a season that allowed 53 games, the 2013 team had its best season in Redburn's five years at UE. Entering the Missouri Valley Conference Tournament as the No. 7 seed, the Purple Aces beat the No. 6, No. 3 and No. 2 seeds to make their first MVC Championship appearance since

2003. UE finished second with three players garnering All-Tournament team honors.

The 2013 campaign resulted in the most overall wins in a season since 2008 and the best regular-season and conference tournament finish since Redburn's arrival. UE continued its aggressive baserunning with 89 stolen bases, ranking second in the MVC. The pitching staff also rated fourth in the conference.

Redburn's 2012 club saw improvement as well, winning more games than it had the previous season. The Purple Aces stole 79 bases and had two all-conference and one National Fastpitch Coaches Association All-Region selection that year. In 2011, Redburn exposed a young and inexperienced team to some of the top programs in the nation as UE played one of its most difficult schedules. Tennessee, Georgia Tech, Missouri, Ohio State, Texas Tech, South Alabama and Chattanooga were among the stiff competition.

Redburn quickly started to transform the UE program during his first year in 2010. The Purple Aces secured a berth in the MVC Tournament after winning 10 conference games. UE led the MVC with 31 doubles and hit 36 home runs, while producing two all-conference picks.

Academically, Redburn's teams consistently enjoyed success. In fact, each of his last four UE teams accumulated a 3.1 or higher grade point average. He had several student-athletes

obtain over a 3.5 GPA and earn academic recognition along the way.

Prior to UE, Redburn spent three years as an assistant coach at the University of Missouri working primarily with the pitchers and catchers, and serving as recruiting coordinator.

He was part of a coaching staff that compiled an overall record of 137-53. The Tigers registered a school record for victories (50), won the Big 12 Conference Tournament, won their Regional and defeated host UCLA in the Super Regional to advance to the College World Series in 2009. Overall, Redburn coached four all-conference pitchers, including USA National Team Pitcher Chelsea Thomas at Missouri.

Redburn began his collegiate coaching career as head coach at St. Charles (Mo.) Community College from 2001-04. He led the 2003 team to its first Region 16 championship and

a seventh-place finish at the National Junior College Athletic Association Division I National Tournament. His 2004 squad set a school record with 33 victories.

Following his stay at St. Charles CC, Redburn spent two seasons as head coach of the new softball program at Jefferson College. In the program's first year of competition, 2006, he led Jefferson to a 49-16 record, Region 16 championship and ninth-place finish at the NJCAA Division I National Tournament. Redburn was honored as the Midwest Community College Athletic Conference Coach of the Year following that season.

A native of St. Charles, Missouri, Redburn graduated from the University of Missouri-St. Louis in 1993 and received his master's degree in Athletics/Activities Administration from William Woods University.

He and his wife, Tracy, have two sons, Joe and Jack.





Redburn's Year-by-Year Records

Year	School	Assignment	Record	Conference Finish	Postseason
2002	St. Charles CC	Head Coach	16-21	3rd	Region XVI Runner-Up
2003	St. Charles CC	Head Coach	26-21	2nd	Region XVI Champions 7th NJCAA National Tournament
2004	St. Charles CC	Head Coach	33-16	1st	3rd in Region XVI
2005	Jefferson College	Head Coach	-	Program Preparation Year	-
2006	Jefferson College	Head Coach	49-16	1st Region 16	-
2007	Missouri	Assistant Coach	40-23, 13-4	3rd Big 12	-
2008	Missouri	Assistant Coach	47-17, 11-6	3rd Big 12	-
2009	Missouri	Assistant Coach	50-12, 12-6	2nd Big 12	1st Big 12 Tournament NCAA Midwest Regional Champions NCAA Super Regional Champions 8th in College World Series
2010	Evansville	Head Coach	18-34, 10-16	7th MVC	-
2011	Evansville	Head Coach	12-42, 6-21	9th MVC	-
2012	Evansville	Head Coach	18-37, 8-19	8th MVC	-
2013	Evansville	Head Coach	23-30, 11-12	7th MVC	2nd MVC Tournament
2014	Evansville	Head Coach	19-32, 7-19	10th MVC	-
2015	Southeast Missouri	Head Coach	19-27, 12-12	7th OVC	8th OVC Tournament
2016	Southeast Missouri	Head Coach	16-33, 10-17	10th OVC	-
2017	Southeast Missouri	Head Coach	23-27, 8-14	9th OVC	-
2018	Southeast Missouri	Head Coach	33-20, 15-7	4th OVC	7th OVC Tournament
2019	Southeast Missouri	Head Coach	46-18, 17-5	1st OVC	1st OVC Tournament 3rd NCAA Regional
2020*	Southeast Missouri	Head Coach	12-5	-	-
2021	Southeast Missouri	Head Coach	7-10	5-1 OVC	-

* Season ended due to a global COVID-19 pandemic

Overall Record as a Collegiate Coach: 508-441 (19 years)

Overall Record as a Head Coach: 370-389 (16 years)

Record at Southeast Missouri, 156-140, 67-56 Ohio Valley Conference (7 years)

Record at Evansville, 90-175, 42-87 Missouri Valley Conference (5 years)

Record at Jefferson College, 49-16 (1 year)

Record at St. Charles CC: 75-58 (3 years)

Record as Assistant Coach at Missouri: 137-52 (3 years)

Redburn by the Numbers

- 66 OVC Commissioner's Honor Roll Selections
- 26 NFCA All-America Scholar-Athletes
- 20+ Academic All-Americans
- 11 NJCAA All-Region 16 Players
- 15 OVC Medal of Honor Recipients
- 6 First-Team All-OVC Selections
- 6 All-MVC Players
- 6 MVC Scholar-Athletes
- 6 OVC Players of the Week
- 5 All-Americans
- 5 NFCA All-Region Selections
- 4 OVC Pitchers of the Week
- 4 MCCAC All-Conference Players
- 3 OVC All-Newcomer Selections
- 3 MVC Players of the Week
- 2 Second-Team All-OVC Selections
- 1 OVC Player of the Year
- 1 OVC Freshman of the Year

Coaching Honors

- 2019 OVC Coach of the Year
- 2019 NFCA Midwest Region Coaching Staff of the Year
- 2009 Midwest Coaching Staff of the Year
- 2006 Region 16 and MCCAC Coach of the Year
- 2003 Region 16 Coach of the Year



2021 Statistics

Record: 7-10 Home: 2-1 Away: 3-8 Neutral: 2-1 OVC: 5-1

Player	avg	gp-gs	ab	r	h	2b	3b	hr	rbi	tb	slg%	bb	hp	so	gdp	ob%	sf	sh	sb-att	po	a	e	fld%
2 ANDERSON, Rachel	.404	17-17	47	10	19	1	0	1	6	23	.489	9	2	7	0	.517	0	2	4-6	30	0	0	1.000
12 DREILING, Katie	.364	13-10	33	3	12	4	0	0	5	16	.485	2	0	3	1	.400	0	0	0-0	0	1	0	1.000
24 WRIGLEY, Kynzie	.350	10-6	20	3	7	2	0	0	2	9	.450	1	0	3	0	.381	0	0	1-1	4	5	0	1.000
14 ANDERSON, Kaylee	.333	17-17	51	13	17	2	0	6	11	37	.725	2	4	8	0	.404	0	0	0-0	26	4	0	1.000
3 WALLEN, Kimmy	.286	9-3	14	2	4	1	0	0	0	5	.357	0	0	2	0	.286	0	0	2-2	3	0	1	.750
1 ANDERSON, Jillian	.267	16-16	45	5	12	3	0	0	2	15	.333	6	2	11	0	.377	0	0	5-7	28	0	0	1.000
26 ELLIS, Ashley	.220	17-17	50	7	11	1	0	5	16	27	.540	4	1	10	0	.281	2	0	0-0	99	1	1	.990
7 DAVIS, Karsyn	.208	12-9	24	0	5	1	0	0	2	6	.250	0	0	3	1	.208	0	0	0-0	38	2	1	.976
10 EMERT, Ashley	.162	16-14	37	2	6	1	0	1	4	10	.270	2	1	10	0	.225	0	0	0-0	19	24	4	.915
15 PAULEY, Austine	.156	16-14	32	6	5	1	1	2	3	14	.438	4	0	11	0	.243	1	0	1-2	12	21	3	.917
4 TUCKER, Alyson	.125	12-12	24	4	3	0	0	1	3	6	.250	5	3	4	0	.344	0	0	0-0	12	25	5	.881
27 GRIFFIN, Anna	.100	6-3	10	0	1	0	0	0	1	1	.100	1	0	5	0	.182	0	0	0-0	0	0	0	.000
16 RICKERMANN, Abigail	.095	13-5	21	3	2	0	0	0	0	2	.095	3	0	6	0	.208	0	2	1-1	5	8	1	.929
21 PENA, Chelsy	.050	11-7	20	1	1	1	0	0	0	2	.100	1	1	2	0	.136	0	0	0-0	45	0	3	.938

20 WININGER, Leah	.111	10-2	9	0	1	0	0	0	2	1	.111	0	0	3	0	.111	0	0	0-0	1	0	0	1.000
11 MARTON, Danina	.000	3-1	2	0	0	0	0	0	0	0	.000	0	1	1	0	.333	0	0	0-2	3	0	0	1.000
17 ROBINSON, Kelby	.000	8-0	0	2	0	0	0	0	0	0	.000	0	0	0	0	.000	0	0	4-5	0	0	0	.000
9 ROOK, Rachel	.000	1-1	0	0	0	0	0	0	0	0	.000	0	0	0	0	.000	0	0	0-0	2	2	0	1.000
Totals	.241	17	439	61	106	18	1	16	57	174	.396	40	15	89	2	.324	3	4	18-26	327	100	19	.957
Opponents	.253	17	438	75	111	15	2	20	69	190	.434	41	13	82	1	.333	4	5	19-20	346	141	17	.966

LOB - Team (94), Opp (99). DPs turned - Team (3), Opp (4). IBB - Team (0), Opp (1).

(All games Sorted by Earned run avg)

Player	era	w-l	app	gs	cg	sho	sv	ip	h	r	er	bb	so	2b	3b	hr	b/avg	wp	hp	bk	sfa	sha
6 DAVIS, Marisa	1.98	1-0	10	0	0	0/0	1	17.2	15	5	5	1	11	0	1	0	.227	0	1	0	0	1
9 ROOK, Rachel	4.11	5-5	12	10	2	1/0	0	47.2	45	31	28	16	48	10	0	10	.242	5	6	0	3	2
19 HOLMAN, Paytience	4.79	1-5	11	7	2	1/0	0	38.0	45	31	26	17	21	4	1	8	.278	2	4	0	1	0

12 DREILING, Katie	7.41	0-0	4	0	0	0/0	0	5.2	6	8	6	7	2	1	0	2	.250	0	2	0	0	2
Totals	4.17	7-10	17	17	4	2/0	1	109.0	111	75	65	41	82	15	2	20	.253	7	13	0	4	5
Opponents	3.34	10-7	17	17	7	2/1	1	115.1	106	61	55	40	89	18	1	16	.241	3	15	0	3	4

PB - Team (2), K. DAVIS 1, PENA 1. SBA/ATT - PENA (13-13), ROOK (12-12), K. DAVIS (6-7), HOLMAN (3-4), M. DAVIS (2-2), DREILING (2-2).



2021 Results

Date	Opponent	Score	Inns	Overall	OVC	Pitcher of record	Attend	Time
02-13-21	at Auburn-1	L 0-8	5	0-1-0	0-0-0	ROOK (L 0-1)	-	1:40
02-13-21	at Auburn-2	L 1-5	7	0-2-0	0-0-0	HOLMAN (L 0-1)	370	2:08
02-14-21	at Auburn	L 1-3	7	0-3-0	0-0-0	ROOK (L 0-2)	370	1:54
02-20-21	at Tennessee	L 0-7	7	0-4-0	0-0-0	HOLMAN (L 0-2)	203	1:43
02-20-21	at Tennessee	L 3-5	7	0-5-0	0-0-0	ROOK (L 0-3)	232	1:57
! 02-26-21	vs North Dakota State	w 6-2	7	1-5-0	0-0-0	ROOK (W 1-3)	0	
! 02-26-21	at #24 Arkansas	L 3-9	7	1-6-0	0-0-0	HOLMAN (L 0-3)	570	2:01
! 02-27-21	vs Texas Tech	w 5-3	(8)	2-6-0	0-0-0	ROOK (W 2-3)	489	2:01
! 02-27-21	at #24 Arkansas	L 3-6	7	2-7-0	0-0-0	ROOK (L 2-4)	574	1:34
! 02-28-21	vs Texas Tech	L 1-7	7	2-8-0	0-0-0	ROOK (L 2-5)	427	2:09
* 03-05-21	AUSTIN PEAY	w 6-5	7	3-8-0	1-0-0	M. DAVIS (W 1-0)	162	2:08
* 03-06-21	AUSTIN PEAY-1	L 3-4	7	3-9-0	1-1-0	HOLMAN (L 0-4)	333	2:13
* 03-06-21	AUSTIN PEAY-2	w 8-0	6	4-9-0	2-1-0	ROOK (W 3-5)	345	2:07
* 03-12-21	at Tennessee Tech-1	w 7-0	7	5-9-0	3-1-0	HOLMAN (W 1-4)	125	4:48
* 03-12-21	at Tennessee Tech-2	w 4-1	7	6-9-0	4-1-0	ROOK (W 4-5)	125	1:57
* 03-13-21	at Tennessee Tech	w 8-4	7	7-9-0	5-1-0	ROOK (W 5-5)	135	2:15
03-16-21	at Southern Illinois	L 2-6	7	7-10-0	5-1-0	HOLMAN (L 1-5)	35	2hr

* = Conference game

! = Razorback Invitational (Fayetteville, Ark.)

() extra inning game



SOUTHEAST MISSOURI SOFTBALL NOTES // BELMONT

2021 Season/Career Statistics

Record: 7-10 Home: 2-1 Away: 3-8 Neutral: 2-1 OVC: 5-1

Player	SEASON													CAREER													
	Avg	G-GS	AB	R	H	2B	3B	HR	RBI	BB	Hbp	SO	Sb-Att	Avg	G-GS	AB	R	H	2B	3B	HR	RBI	BB	Hbp	SO	Sb-Att	
2 ANDERSON, Rachel	.404	17-17	47	10	19	1	0	1	6	9	2	7	4-6	.420	201-201	583	153	245	35	29	25	136	95	15	65	63-86	
12 DREILING, Katie	.364	13-10	33	3	12	4	0	0	5	2	0	3	0-0	.364	13-10	33	3	12	4	0	0	5	2	0	3	0-0	
24 WRIGLEY, Kynzie	.350	10-6	20	3	7	2	0	0	2	1	0	3	1-1	.350	10-6	20	3	7	2	0	0	2	1	0	3	1-1	
14 ANDERSON, Kaylee	.333	17-17	51	13	17	2	0	6	11	2	4	8	0-0	.276	100-71	225	51	62	11	2	10	39	7	11	37	12-13	
3 WALLEN, Kimmy	.286	9-3	14	2	4	1	0	0	0	0	0	2	2-2	.231	23-9	39	5	9	1	0	0	2	2	0	4	5-5	
1 ANDERSON, Jillian	.267	16-16	45	5	12	3	0	0	2	6	2	11	5-7	.267	16-16	45	5	12	3	0	0	2	6	2	11	5-7	
26 ELLIS, Ashley	.220	17-17	50	7	11	1	0	5	16	4	1	10	0-0	.272	198-198	552	76	150	25	4	39	138	63	6	129	5-6	
7 DAVIS, Karsyn	.208	12-9	24	0	5	1	0	0	2	0	0	3	0-0	.185	17-10	27	0	5	1	0	0	2	1	0	3	0-0	
10 EMERT, Ashley	.162	16-14	37	2	6	1	0	1	4	2	1	10	0-0	.167	53-27	72	11	12	2	1	2	9	9	2	23	5-5	
15 PAULEY, Austine	.156	16-14	32	6	5	1	1	2	3	4	0	11	1-2	.225	33-31	80	18	18	5	2	4	12	12	1	20	7-9	
4 TUCKER, Alyson	.125	12-12	24	4	3	0	0	1	3	5	3	4	0-0	.125	12-12	24	4	3	0	0	1	3	5	3	4	0-0	
27 GRIFFIN, Anna	.100	6-3	10	0	1	0	0	0	1	1	0	5	0-0	.197	44-16	61	7	12	2	1	2	8	14	0	21	1-1	
16 RICKERMANN, Abigail	.095	13-5	21	3	2	0	0	0	0	3	0	6	1-1	.095	13-5	21	3	2	0	0	0	0	3	0	6	1-1	
21 PENA, Chelsy	.050	11-7	20	1	1	1	0	0	0	1	1	2	0-0	.183	70-27	104	13	19	5	0	0	13	7	1	10	3-5	
20 WININGER, Leaha	.111	10-2	9	0	1	0	0	0	2	0	0	3	0-0	.111	33-3	27	5	3	1	0	0	3	1	0	6	1-2	
11 MARTON, Danina	.000	3-1	2	0	0	0	0	0	0	0	1	1	0-2	.296	41-2	27	8	8	1	0	0	3	2	1	5	3-6	
17 ROBINSON, Kelby	.000	8-0	0	2	0	0	0	0	0	0	0	0	4-5	.000	8-0	0	2	0	0	0	0	0	0	0	0	4-5	
9 ROOK, Rachel	.000	1-1	0	0	0	0	0	0	0	0	0	0	0-0	.000	6-5	0	0	0	0	0	0	0	0	0	0	0-0	
Totals	.241	17-17	439	61	106	18	1	16	57	40	15	89	18-26														
Opponents	.253	17-17	438	75	111	15	2	20	69	41	13	82	19-20														

(All games Sorted by Earned run avg)

Player	SEASON														CAREER													
	ERA	W-L	App	GS	CG	Sho	Sv	IP	H	R	ER	BB	SO	ERA	W-L	App	GS	CG	Sho	Sv	IP	H	R	ER	BB	SO		
6 DAVIS, Marisa	1.98	1-0	10	0	0	0	1	17.2	15	5	5	1	11	3.39	3-1	32	2	0	0	1	53.2	53	29	26	17	37		
9 ROOK, Rachel	4.11	5-5	12	10	2	1	0	47.2	45	31	28	16	48	2.64	25-16	82	33	9	6	6	225.0	167	96	85	79	252		
19 HOLMAN, Paytience	4.79	1-5	11	7	2	1	0	38.0	45	31	26	17	21	3.71	3-8	19	12	4	2	0	71.2	76	48	38	30	55		
12 DREILING, Katie	7.41	0-0	4	0	0	0	0	5.2	6	8	6	7	2	7.41	0-0	4	0	0	0	0	5.2	6	8	6	7	2		
Totals	4.17	7-10	17	17	4	2	1	109.0	111	75	65	41	82															
Opponents	3.34	10-7	17	17	7	2	1	115.1	106	61	55	40	89															

**Multiple-Hit Games**

Player	2	3	4	5+	Total
Rachel Anderson	7	-	-	-	7
Kaylee Anderson	6	-	-	-	6
Katie Dreiling	4	-	-	-	4
Jillian Anderson	2	1	-	-	3
Ashley Emert	2	-	-	-	2
Kynzie Wrigley	1	1	-	-	2
Karsyn Davis	1	-	-	-	1
Ashley Ellis	1	-	-	-	1
Kimmy Wallen	1	-	-	-	1

Multiple-RBI Games

Player	2	3	4	5+	Total
Ashley Ellis	3	1	-	1	5
Kaylee Anderson	2	1	-	-	3
Rachel Anderson	2	-	-	-	2
Ashley Emert	-	1	-	-	1
Alyson Tucker	1	-	-	-	1
Leah Winingar	1	-	-	-	1

Inning-by-Inning Summary

Inning	SEMO	Opp.
First	12	15
Second	4	11
Third	7	14
Fourth	7	11
Fifth	12	3
Sixth	16	17
Seventh	1	4
Extra	2	0
Total	61	75

Inning-by-Inning Summary (OVC Games)

Inning	SEMO	Opp.
First	10	2
Second	4	0
Third	5	6
Fourth	0	2
Fifth	9	1
Sixth	7	3
Seventh	1	0
Extra	0	0
Total	36	14

Current Hitting Streaks

Player	Games	Started
Jillian Anderson	6	3/6
Katie Dreiling	5	3/6

Current Reached Base Streaks

Player	Games	Started
Jillian Anderson	6	3/6
Katie Dreiling	5	3/6

Career Multiple-Hit Games

Player	2	3	4	5+	Total
Rachel Anderson	61	16	1	-	78
Ashley Ellis	33	6	-	1	40
Kaylee Anderson	12	2	-	-	14
Chelsy Pena	4	-	-	-	4
Austine Pauley	3	-	1	-	4
Katie Dreiling	4	-	-	-	4
Ashley Emert	3	-	-	-	3
Jillian Anderson	2	1	-	-	3
Kimmy Wallen	2	-	-	-	2
Kynzie Wrigley	1	1	-	-	2
Danina Marton	1	-	-	-	1
Karsyn Davis	1	-	-	-	1

Career Multiple-RBI Games

Player	2	3	4	5+	Total
Rachel Anderson	19	11	4	-	34
Ashley Ellis	16	10	6	1	33
Kaylee Anderson	9	2	1	-	12
Chelsy Pena	3	-	-	-	3
Austine Pauley	2	-	-	-	2
Ashley Emert	1	1	-	-	2
Alyson Tucker	1	-	-	-	1
Leah Winingar	1	-	-	-	1

1 Jillian Anderson**2021 Season/Career-Highs**

At-Bats.....	4, 5x, last at Tennessee Tech (3/13)
Runs.....	1, 5x, last at Tennessee Tech (3/13)
Hits.....	3, vs. Austin Peay (3/6)
Doubles.....	2, at Tennessee Tech (3/13)
Triples.....	-
Home Runs.....	-
RBI.....	1, 2x, last at Tennessee Tech (3/12)
Stolen Bases.....	1, 5x, last at Tennessee Tech (3/12)

14 Kaylee Anderson**2021 Season-Highs**

At-Bats.....	4, 6x, last at Southern Illinois (3/16)
Runs.....	2, 3x, last at Tennessee Tech (3/12)
Hits.....	2, 6x, last at Tennessee Tech (3/12)
Doubles.....	1, 2x, last at Tennessee Tech (3/12)
Triples.....	-
Home Runs.....	2, at Tennessee Tech (3/12)
RBI.....	3, at Tennessee Tech (3/12)
Stolen Bases.....	-

Hitting Career-Highs

At-Bats.....	5, vs. Kansas City (3/1/20)
Runs.....	3, vs. Kansas City (3/1/20)
Hits.....	3, 2x, last vs. Kansas City (3/1/20)
Doubles.....	2, vs. Saint Louis (4/17/19)
Triples.....	1, 2x, last vs. South Carolina State (2/23/20)
Home Runs.....	2, 2x, last at Tennessee Tech (3/12/21)
RBI.....	4, at Tennessee State (3/23/19)
Stolen Bases.....	3, vs. Mississippi Valley State (3/6/20)

Pitching Career-Highs

Innings Pitched.....	4.0, 5x, last at Troy (2/15/20)
Fewest Hits.....	0, 3x, last vs. Jacksonville State (5/11/19)
Most Hits.....	8, 2x, last vs. Purdue Fort Wayne (2/14/20)
Fewest Runs.....	0, 14x, last vs. Bryant (3/7/20)
Most Runs.....	9, vs. Purdue Fort Wayne (2/14/20)
Fewest Walks.....	0, 16x, last vs. Bryant (3/7/20)
Strikeouts.....	5, at Tennessee Tech (4/26/19)

2 Rachel Anderson**2021 Season-Highs**

At-Bats.....	4, vs. North Dakota State (2/26)
Runs.....	2, 2x, last vs. Austin Peay (3/6)
Hits.....	2, 7x, last at Tennessee Tech (3/12)
Doubles.....	1, at Southern Illinois (3/16)
Triples.....	-
Home Runs.....	1, at Arkansas (2/27)
RBI.....	2, 2x, last at Tennessee Tech (3/12)
Stolen Bases.....	1, 4x, last at Tennessee Tech (3/12)

Career-Highs

At-Bats.....	5, 4x, last vs. Purdue Fort Wayne (2/14/20)
Runs.....	3, 10x, last vs. Purdue Fort Wayne (2/14/20)
Hits.....	4, vs. Purdue Fort Wayne (2/14/20)
Doubles.....	2, at SIU Edwardsville (4/6/19)
Triples.....	2, 2x, last at Alcorn State (2/25/17)
Home Runs.....	1, 25x, last at Arkansas (2/27/21)
RBI.....	4, 4x, last at Troy (2/15/20)
Stolen Bases.....	4, vs. Kansas City (2/29/20)

7 Karsyn Davis**2021 Season-Highs**

At-Bats.....	3, 4x, last at Tennessee Tech (3/12)
Runs.....	-
Hits.....	2, at Auburn (2/13)
Doubles.....	1, at Auburn (2/13)
Triples.....	-
Home Runs.....	-
RBI.....	1, 2x, last at Tennessee Tech (3/12)
Stolen Bases.....	-

Career-Highs

At-Bats.....	3, 4x, last at Tennessee Tech (3/12/21)
Runs.....	-
Hits.....	2, at Auburn (2/13/21)
Doubles.....	1, at Auburn (2/13/21)
Triples.....	-
Home Runs.....	-
RBI.....	1, 2x, last at Tennessee Tech (3/12/21)
Stolen Bases.....	-

6 Marisa Davis**2021 Season-Highs**

Innings Pitched.....	4.0, at Tennessee Tech (3/12)
Fewest Hits.....	0, 4x, last at Tennessee Tech (3/13)
Most Hits.....	5, vs. Texas Tech (2/27)
Fewest Runs.....	0, 8x, last at Tennessee Tech (3/13)
Most Runs.....	3, vs. Texas Tech (2/28)
Fewest Walks.....	0, 9x, last at Tennessee Tech (3/13)
Strikeouts.....	3, vs. Texas Tech (2/27)

Career-Highs

Innings Pitched.....	4.0, 2x, last at Tennessee Tech (3/12/21)
Fewest Hits.....	0, 6x, last at Tennessee Tech (3/13/21)
Most Hits.....	5, vs. Texas Tech (2/27/21)
Fewest Runs.....	0, 19x, last at Tennessee Tech (3/13/21)
Most Runs.....	4, 2x, last at Central Arkansas (3/1/19)
Fewest Walks.....	0, 20x, last at Tennessee Tech (3/13/21)
Strikeouts.....	3, 4x, last vs. Texas Tech (2/27/21)

12 Katie Dreiling**2021 Hitting Season/Career-Highs**

At-Bats.....	4, 3x, last vs. Austin Peay (3/6)
Runs.....	2, at Tennessee Tech (3/13)
Hits.....	2, 4x, last at Southern Illinois (3/16)
Doubles.....	1, 4x, last at Tennessee Tech (3/13)
Triples.....	-
Home Runs.....	-
RBI.....	1, 5x, last at Tennessee Tech (3/13)
Stolen Bases.....	-

2021 Pitching Season/Career-Highs

Innings Pitched.....	2.0, at Auburn (2/13)
Fewest Hits.....	1, 2x, last vs. Texas Tech (2/28)
Most Hits.....	2, 2x, last vs. Austin Peay (3/6)
Fewest Runs.....	0, 2x, last vs. Austin Peay (3/6)
Most Runs.....	4, 2x, last at Arkansas (2/26)
Fewest Walks.....	1, 2x, last vs. Texas Tech (2/28)
Strikeouts.....	2, at Auburn (2/13)

26 Ashley Ellis**2021 Season-Highs**

At-Bats.....	4, 2x, last at Southern Illinois (3/16)
Runs.....	2, at Tennessee Tech (3/13)
Hits.....	2, 2x, last at Tennessee Tech (3/13)
Doubles.....	1, at Auburn (2/13)
Triples.....	-
Home Runs.....	2, at Tennessee Tech (3/13)
RBI.....	5, at Tennessee Tech (3/13)
Stolen Bases.....	-

Career-Highs

At-Bats.....	6, vs. Purdue Fort Wayne (2/14/20)
Runs.....	3, 2x, last vs. Purdue Fort Wayne (2/14/20)
Hits.....	3, 5x, last vs. Purdue Fort Wayne (2/14/20)
Doubles.....	3, vs. Morehead State (5/3/19)
Triples.....	1, 4x, last at Northern Iowa (2/9/19)
Home Runs.....	2, 5x, last at Tennessee Tech (3/13/21)
RBI.....	5, 2x, last at Tennessee Tech (3/13/21)
Stolen Bases.....	1, 5x, last vs. Drake (2/23/19)



10 Ashley Emert

2021 Season-Highs	
At-Bats.....	4, vs. Austin Peay (3/6)
Runs.....	1, 2x, last vs. North Dakota State (2/26)
Hits.....	2, 2x, last at Tennessee (2/20)
Doubles.....	1, at Auburn (2/13)
Triples.....	-
Home Runs.....	1, vs. North Dakota State (2/26)
RBI.....	3, vs. North Dakota State (2/26)
Stolen Bases.....	-

Career-Highs	
At-Bats.....	4, vs. Austin Peay (3/6/21)
Runs.....	3, vs. South Carolina State (2/21/20)
Hits.....	2, 3x, last at Tennessee (2/20/21)
Doubles.....	1, 2x, last at Auburn (2/13/21)
Triples.....	1, vs. South Carolina State (2/21/20)
Home Runs.....	2, vs. North Dakota State (2/26/21)
RBI.....	3, vs. North Dakota State (2/26/21)
Stolen Bases.....	2, vs. South Carolina State (2/21/20)

27 Anna Griffin

2021 Season-Highs	
At-Bats.....	3, 2x, last at Arkansas (2/26)
Runs.....	-
Hits.....	1, at Arkansas (2/26)
Doubles.....	-
Triples.....	-
Home Runs.....	-
RBI.....	1, at Arkansas (2/26)
Stolen Bases.....	-

Career-Highs	
At-Bats.....	4, at Central Arkansas (3/1/19)
Runs.....	1, 7x, last vs. Bryant (3/7/20)
Hits.....	1, 12x, last at Arkansas (2/26/21)
Doubles.....	1, 2x, last vs. Kennesaw State (2/14/20)
Triples.....	1, vs. Mississippi Valley State (3/6/20)
Home Runs.....	1, 2x, last at Central Arkansas (3/1/19)
RBI.....	1, 8x, last at Arkansas (2/27/21)
Stolen Bases.....	1, vs. Bryant (3/7/20)

5 Kileigh Grisham

2021 Season/Career-Highs	
At-Bats.....	-
Runs.....	-
Hits.....	-
Doubles.....	-
Triples.....	-
Home Runs.....	-
RBI.....	-
Stolen Bases.....	-

22 Amanda Hansen

2021 Season/Career-Highs	
Innings Pitched.....	-
Fewest Hits.....	-
Most Hits.....	-
Fewest Runs.....	-
Most Runs.....	-
Fewest Walks.....	-
Strikeouts.....	-

19 Paytience Holman

2021 Season	
Innings Pitched.....	7.0, at Tennessee Tech (3/12)
Fewest Hits.....	0, at Auburn (2/14)
Most Hits.....	9, 2x, last at Tennessee (2/20)
Fewest Runs.....	0, 3x, last at Tennessee Tech (3/12)
Most Runs.....	7, at Tennessee (2/20)
Fewest Walks.....	0, 3x, last at Tennessee Tech (3/13)
Strikeouts.....	6, at Auburn (2/13)

Career-Highs	
Innings Pitched.....	7.0, 2x, last at Tennessee Tech (3/12/21)
Fewest Hits.....	0, at Auburn (2/14/21)
Most Hits.....	9, 2x, last at Tennessee (2/20/21)
Fewest Runs.....	0, 3x, last at Tennessee Tech (3/12/21)
Most Runs.....	7, at Tennessee (2/20/21)
Fewest Walks.....	0, 4x, last at Tennessee Tech (3/13/21)
Strikeouts.....	14, vs. Mississippi Valley State (3/6/20)

11 Danina Marton

2021 Season-Highs	
At-Bats.....	2, vs. Texas Tech (2/28)
Runs.....	-
Hits.....	-
Doubles.....	-
Triples.....	-
Home Runs.....	-
RBI.....	-
Stolen Bases.....	-

Career-Highs	
At-Bats.....	3, 3x, last vs. South Carolina State (2/21/20)
Runs.....	2, at Alabama State (2/21/20)
Hits.....	2, at Alabama State (2/21/20)
Doubles.....	1, vs. UMKC (3/9/19)
Triples.....	-
Home Runs.....	-
RBI.....	1, 3x, last vs. Bryant (3/7/20)
Stolen Bases.....	1, 3x, last vs. Bryant (3/6/20)

15 Austine Pauley

2021 Season-Highs	
At-Bats.....	4, at Tennessee Tech (3/12)
Runs.....	1, 6x, last at Southern Illinois (3/16)
Hits.....	1, 5x, last at Southern Illinois (3/16)
Doubles.....	1, at Auburn (2/13)
Triples.....	1, at Tennessee Tech (3/12)
Home Runs.....	1, 2x, last at Southern Illinois (3/16)
RBI.....	1, 3x, last at Southern Illinois (3/15)
Stolen Bases.....	1, at Tennessee Tech (3/13)

Career-Highs	
At-Bats.....	5, 2x, last vs. Kansas City (3/1/20)
Runs.....	2, 3x, last vs. Mississippi Valley State (3/6/20)
Hits.....	4, vs. Purdue Fort Wayne (2/14/20)
Doubles.....	1, 4x, last vs. Bryant (3/7/20)
Triples.....	1, 2x, last at Tennessee Tech (3/12/21)
Home Runs.....	1, 4x, last at Southern Illinois (3/16/21)
RBI.....	2, 3x, last vs. Bryant (3/7/20)
Stolen Bases.....	3, vs. Grambling State (2/22/20)

18 Kaylee Payne

2021 Season/Career-Highs	
At-Bats.....	-
Runs.....	-
Hits.....	-
Doubles.....	-
Triples.....	-
Home Runs.....	-
RBI.....	-
Stolen Bases.....	-

21 Chelsy Pena

2021 Season-Highs	
At-Bats.....	4, vs. North Dakota State (2/26)
Runs.....	1, vs. North Dakota State (2/26)
Hits.....	1, vs. North Dakota State (2/26)
Doubles.....	1, vs. North Dakota State (2/26)
Triples.....	-
Home Runs.....	-
RBI.....	-
Stolen Bases.....	-

Career-Highs	
At-Bats.....	4, 3x, last vs. North Dakota State (2/26/21)
Runs.....	2, vs. UMKC (3/8/19)
Hits.....	2, 3x, last vs. Mississippi Valley State (3/6/20)
Doubles.....	2, vs. Coppin State (3/2/19)
Triples.....	-
Home Runs.....	-
RBI.....	2, 3x, last vs. Murray State (4/15/19)
Stolen Bases.....	2, vs. Louisiana-Monroe (3/1/19)

16 Abigail Rickermann

2021 Season-Highs	
At-Bats.....	4, at Arkansas (2/26)
Runs.....	2, vs. Texas Tech (2/27)
Hits.....	1, 2x, last vs. North Dakota State (2/26)
Doubles.....	-
Triples.....	-
Home Runs.....	-
RBI.....	-
Stolen Bases.....	1, vs. Texas Tech (2/27)

17 Kelby Robinson

2021 Season-Highs	
At-Bats.....	-
Runs.....	1, vs. Austin Peay (3/6)
Hits.....	-
Doubles.....	-
Triples.....	-
Home Runs.....	-
RBI.....	-
Stolen Bases.....	2, at Tennessee Tech (3/12)

8 Abby Rollet

2021 Season/Career-Highs	
At-Bats.....	-
Runs.....	-
Hits.....	-
Doubles.....	-
Triples.....	-
Home Runs.....	-
RBI.....	-
Stolen Bases.....	-

9 Rachel Rook

2021 Season-Highs	
Innings Pitched.....	6.0, 2x, last vs. Austin Peay (3/6)
Fewest Hits.....	0, at Southern Illinois (3/16)
Most Hits.....	8, at Arkansas (2/27)
Fewest Runs.....	0, 3x, last at Southern Illinois (3/16)
Most Runs.....	6, at Arkansas (2/27)
Fewest Walks.....	0, 3x, last at Southern Illinois (3/16)
Strikeouts.....	7, at Tennessee (2/20)

Career-Highs	
Innings Pitched.....	7.0, 4x, last vs. Kansas City (3/1/20)
Fewest Hits.....	0, 21x, last at Southern Illinois (3/16/21)
Most Hits.....	8, 2x, last at Arkansas (2/27/21)
Fewest Runs.....	0, 39x, last at Southern Illinois (3/16/21)
Most Runs.....	6, at Arkansas (2/27/21)
Fewest Walks.....	0, 34x, last at Southern Illinois (3/16/21)
Strikeouts.....	15, vs. Bryant (3/6/20)

4 Alyson Tucker

2021 Season/Career-Highs	
At-Bats.....	3, 3x, last at Tennessee Tech (3/13)
Runs.....	2, vs. Austin Peay (3/6)
Hits.....	1, 3x, last vs. Austin Peay (3/6)
Doubles.....	-
Triples.....	-
Home Runs.....	1, vs. Austin Peay (3/5)
RBI.....	2, vs. Austin Peay (3/5)
Stolen Bases.....	-



3 Kimmy Wallen

2021 Season-Highs

At-Bats.....	4, at Tennessee Tech (3/12)
Runs	2, at Tennessee Tech (3/12)
Hits	2, at Tennessee Tech (3/12)
Doubles.....	1, at Tennessee Tech (3/13)
Triples	-
Home Runs	-
RBI.....	-
Stolen Bases.....	2, at Tennessee Tech (3/12)

Career-Highs

At-Bats.....	4, 3x, last at Tennessee Tech (3/12/21)
Runs	2, 2x, last at Tennessee Tech (3/12/21)
Hits	2, 2x, last at Tennessee Tech (3/12/21)
Doubles.....	1, at Tennessee Tech (3/13/21)
Triples	-
Home Runs	-
RBI.....	1, 2x, last vs. Bryant (3/6/20)
Stolen Bases.....	2, 2x, last at Tennessee Tech (3/12/21)

20 Leaha Wininger

2021 Season-Highs

At-Bats.....	2, vs. Texas Tech (2/28)
Runs	-
Hits	1, vs. Austin Peay (3/6)
Doubles.....	-
Triples	-
Home Runs	-
RBI.....	2, vs. Austin Peay (3/6)
Stolen Bases.....	-

Career-Highs

At-Bats.....	3, vs. Coppin State (3/2/19)
Runs	1, 5x, last vs. Bryant (3/7/20)
Hits	1, 3x, last vs. Austin Peay (3/6/21)
Doubles.....	1, vs. Bryant (3/7/20)
Triples	-
Home Runs	-
RBI.....	2, vs. Austin Peay (3/6/21)
Stolen Bases.....	1, vs. Coppin State (3/2/19)

24 Kynzie Wrigley

2021 Season/Career-Highs

At-Bats.....	4, vs. Austin Peay (3/6)
Runs	1, 3x, last at Southern Illinois (3/16)
Hits	3, vs. Austin Peay (3/6)
Doubles.....	1, 2x, last at Tennessee Tech (3/12)
Triples	-
Home Runs	-
RBI.....	1, 2x, last at Tennessee Tech (3/12)
Stolen Bases.....	1, at Tennessee Tech (3/12)

Southeast Missouri's Record

Overall.....	7-10
At Home.....	2-1
On the Road.....	3-8
At Neutral Sites.....	2-1
Against Non-OVC Opponents.....	2-9
Against OVC Opponents.....	5-1
In Home OVC Games.....	2-1
In Away OVC Games.....	3-0
vs. Ranked Teams.....	0-4
In February.....	2-8
In March.....	5-2
In April.....	0-0
In May.....	0-0
On Mondays.....	0-0
On Tuesdays.....	0-1
On Wednesdays.....	0-0
On Thursdays.....	0-0
On Fridays.....	4-1
On Saturdays.....	3-6
On Sundays.....	0-2
In Day Games.....	6-9
In Night Games.....	0-1
In Extra Inning Games.....	1-0
When Redhawks Score First.....	6-1
When Opponents Score First.....	1-9
vs. Left-Handed Starter.....	0-3
vs. Right-Handed Starter.....	7-7
In 1-Run Games.....	1-1
In 2-Run Games.....	1-2
In 5+ Run Games.....	2-4
Shutouts.....	2-2
When Leading After Six Innings.....	5-0
When Trailing After Six Innings.....	0-8
When Tied After Six Innings.....	2-1
When Redhawks Starter Goes 6 or more Innings.....	2-2
When Redhawks Get 10 or more Hits.....	2-1
When Redhawks Outhit Opponents.....	4-3
When Redhawks Get Outhit.....	2-6
When Hits are Tied.....	1-1
When Scoring 0-2 Runs.....	0-6
When Scoring 3-5 Runs.....	2-4
When Scoring 6-9 Runs.....	5-0
When Scoring 10+ Runs.....	0-0
When Opponents Score 0-2 Runs.....	4-0
When Opponents Score 3-5 Runs.....	3-4
When Opponents Score 6-9 Runs.....	0-6
When Opponents Score 10+ Runs.....	0-0
Without Hitting a Home Run.....	1-6
When Hitting 1 Home Run.....	2-2
When Hitting 2+ Home Runs.....	4-2
Committing 0 Errors.....	3-1
Committing 1 Error.....	3-6
Committing 2+ Errors.....	1-3

Honors & Awards

OVC Player of the Week

Ashley Ellis, 1B, Mar. 15



Game-by-Game Starting Lineups

Opponent	P	C	1B	2B	3B	SS	LF	CF	RF	DP
Auburn	Rook	Pena	Ellis	Pauley	Emert	Tucker	J. Anderson	R. Anderson	K. Anderson	Dreiling
Auburn	Holman	K. Davis	Ellis	Pauley	Emert	Tucker	J. Anderson	R. Anderson	K. Anderson	Dreiling
Auburn	Rook	Pena	Ellis	Pauley	Emert	Tucker	J. Anderson	R. Anderson	K. Anderson	Wrigley
Tennessee	Holman	K. Davis	Ellis	Pauley	Emert	Tucker	J. Anderson	R. Anderson	K. Anderson	Wallen
Tennessee	Rook	Pena	Ellis	Pauley	Emert	Tucker	J. Anderson	R. Anderson	K. Anderson	Griffin
North Dakota State	Rook	Pena	Ellis	Rickermann	Emert	Pauley	J. Anderson	R. Anderson	K. Anderson	Dreiling
Arkansas	Holman	K. Davis	Ellis	Rickermann	Emert	Pauley	J. Anderson	R. Anderson	K. Anderson	Griffin
Texas Tech	Holman	K. Davis	Ellis	Rickermann	Emert	Pauley	J. Anderson	R. Anderson	K. Anderson	Dreiling
Arkansas	Rook	Pena	Ellis	Rickermann	Emert	Pauley	J. Anderson	R. Anderson	K. Anderson	Griffin
Texas Tech	Rook	K. Davis	Ellis	K. Anderson	Emert	Rickermann	Marton	R. Anderson	Wallen	Wininger
Austin Peay	Rook	K. Davis	Ellis	Pauley	Emert	Tucker	J. Anderson	R. Anderson	K. Anderson	Dreiling
Austin Peay	Holman	Pena	Ellis	Pauley	Emert	Tucker	J. Anderson	R. Anderson	K. Anderson	Dreiling
Austin Peay	Rook	K. Davis	Ellis	Wrigley	Emert	Tucker	J. Anderson	R. Anderson	K. Anderson	Dreiling
Tennessee Tech	Holman	K. Davis	Ellis	Wrigley	Pauley	Tucker	J. Anderson	R. Anderson	Wallen	K. Anderson
Tennessee Tech	Rook	Pena	Ellis	Wrigley	Emert	Tucker	J. Anderson	R. Anderson	K. Anderson	Dreiling
Tennessee Tech	Rook	K. Davis	Ellis	Wrigley	Pauley	Tucker	J. Anderson	R. Anderson	K. Anderson	Dreiling
Southern Illinois	Holman	Wininger	Ellis	Wrigley	Pauley	Tucker	J. Anderson	R. Anderson	K. Anderson	Dreiling
Belmont										
Belmont										
Belmont										
Saint Louis										
Morehead State										
Morehead State										
Morehead State										
Eastern Illinois										
Eastern Illinois										
Eastern Illinois										
Kansas City										
Kansas City										
SIU Edwardsville										
SIU Edwardsville										
SIU Edwardsville										
Saint Louis										
Eastern Kentucky										
Eastern Kentucky										
Eastern Kentucky										
Tennessee State										
Tennessee State										
Tennessee State										
UT Martin										
UT Martin										
Murray State										
Murray State										
Murray State										
UT Martin										
UT Martin										
Jacksonville State										
Jacksonville State										
Jacksonville State										



Game-by-Game Hitting

Opponent	AB	R	H	RBI	2B	3B	HR	BB	IBB	SB	CS	HBP	SAC	SF	GDP	K	PQ	A	E	Avg	
Southeast Missouri	14	0	0	0	0	0	0	4	0	0	1	0	0	0	0	7	12	5	4	.000	
Auburn	18	8	5	8	0	0	2	5	0	2	0	0	0	0	1	1	4	15	4	0	.278
Southeast Missouri	28	1	10	1	4	0	0	2	0	0	0	0	0	0	0	12	18	8	1	.238	
Auburn	26	5	9	5	2	1	0	1	0	2	1	0	0	0	0	6	21	6	0	.318	
Southeast Missouri	25	1	2	0	0	0	0	1	0	0	0	1	0	0	0	6	18	1	1	.179	
Auburn	24	3	7	3	2	0	0	2	0	3	0	1	1	0	0	7	21	6	3	.309	
Southeast Missouri	22	0	3	0	0	0	0	2	0	0	0	2	0	0	0	9	18	7	1	.169	
Tennessee	27	7	9	7	1	0	3	1	0	0	0	0	0	0	1	0	1	21	5	0	.316
Southeast Missouri	28	3	6	2	0	0	1	0	0	1	0	0	0	0	0	4	18	4	1	.179	
Tennessee	23	5	6	4	1	0	2	2	0	5	0	1	0	1	0	7	21	8	1	.305	
Southeast Missouri	30	6	8	6	1	0	2	2	0	1	0	1	0	0	0	4	21	5	1	.197	
North Dakota State	30	2	8	2	1	0	1	0	0	0	0	0	0	0	0	5	21	11	1	.297	
Southeast Missouri	27	3	5	3	1	0	0	1	0	0	0	0	0	0	0	7	18	6	1	.195	
Arkansas	23	9	6	9	0	0	3	4	0	0	0	1	2	0	0	3	21	8	1	.292	
Southeast Missouri	26	5	6	5	1	0	1	5	0	2	2	0	0	2	0	5	24	6	1	.200	
Texas Tech	34	3	10	3	0	1	0	2	0	1	0	2	1	0	0	7	24	13	0	.293	
Southeast Missouri	26	3	3	3	0	0	2	0	0	0	1	0	0	0	0	7	18	1	0	.190	
Arkansas	25	6	8	6	2	0	2	3	0	0	0	1	0	1	0	5	21	13	3	.296	
Southeast Missouri	21	1	4	1	1	0	0	2	0	0	2	3	2	0	0	6	21	10	2	.190	
Texas Tech	32	7	11	5	1	0	1	2	0	4	0	3	1	0	0	2	21	7	0	.302	
Southeast Missouri	21	6	5	5	0	0	2	4	0	1	1	3	0	0	1	3	21	4	0	.194	
Austin Peay	29	5	9	5	4	0	2	2	0	0	0	0	0	0	0	6	18	9	2	.302	
Southeast Missouri	29	3	9	3	1	0	2	3	0	0	0	1	0	0	1	1	21	10	3	.205	
Austin Peay	30	4	7	3	1	0	1	5	1	0	0	1	0	0	0	4	21	7	1	.296	
Southeast Missouri	27	8	13	8	1	0	0	5	0	1	0	1	1	1	0	1	18	1	0	.228	
Austin Peay	19	0	1	0	0	0	0	2	0	0	0	0	0	0	0	6	16	8	1	.282	
Southeast Missouri	32	7	10	7	2	1	1	4	0	7	0	0	0	0	0	1	21	11	1	.236	
Tennessee Tech	23	0	2	0	0	0	0	2	0	0	0	0	0	0	0	2	21	7	2	.270	
Southeast Missouri	27	4	6	4	1	0	2	1	0	3	1	1	0	0	0	5	21	11	2	.235	
Tennessee Tech	23	1	1	0	0	0	0	2	0	1	0	0	0	0	0	3	21	10	1	.256	
Southeast Missouri	28	8	8	7	4	0	2	3	0	1	0	1	0	0	0	4	21	6	0	.238	
Tennessee Tech	28	4	7	4	0	0	2	1	0	0	0	0	0	0	0	5	21	10	1	.256	
Southeast Missouri	28	2	8	2	1	0	1	1	0	1	0	1	1	0	0	7	18	4	1	.241	
Southern Illinois	24	6	5	5	0	0	1	5	0	1	0	3	0	0	0	9	21	9	0	.253	
Southeast Missouri																					
Belmont																					
Southeast Missouri																					
Belmont																					
Southeast Missouri																					
Belmont																					
Southeast Missouri																					
Saint Louis																					
Southeast Missouri																					
Morehead State																					
Southeast Missouri																					
Morehead State																					
Southeast Missouri																					
Morehead State																					
Southeast Missouri																					
Eastern Illinois																					
Southeast Missouri																					
Eastern Illinois																					
Southeast Missouri																					
Eastern Illinois																					
Southeast Missouri																					
Kansas City																					
Southeast Missouri																					
Kansas City																					



SOUTHEAST MISSOURI SOFTBALL NOTES // BELMONT

Game-by-Game Hitting

Opponent	AB	R	H	RBI	2B	3B	HR	BB	IBB	SB	CS	HBP	SAC	SF	GDP	K	PO	A	E	Avg
Southeast Missouri SIU Edwardsville																				
Southeast Missouri SIU Edwardsville																				
Southeast Missouri SIU Edwardsville																				
Southeast Missouri Saint Louis																				
Southeast Missouri Eastern Kentucky																				
Southeast Missouri Eastern Kentucky																				
Southeast Missouri Eastern Kentucky																				
Southeast Missouri Tennessee State																				
Southeast Missouri Tennessee State																				
Southeast Missouri Tennessee State																				
Southeast Missouri UT Martin																				
Southeast Missouri UT Martin																				
Southeast Missouri Murray State																				
Southeast Missouri Murray State																				
Southeast Missouri Murray State																				
Southeast Missouri UT Martin																				
Southeast Missouri UT Martin																				
Southeast Missouri Jacksonville State																				
Southeast Missouri Jacksonville State																				
Southeast Missouri Jacksonville State																				



Game-by-Game Pitching

Opponent	IP	H	R	ER	BB	SO	2B	3B	HR	WP	BK	HBP	DP	IBB	Score	W-L	SV	ERA
Southeast Missouri	4.0	5	8	7	5	4	0	0	2	1	0	0	1	0	0-8	0-1	0	15.75
Auburn	5.0	0	0	0	4	7	0	0	0	0	0	0	0	0	8-0	1-0	0	0.00
Southeast Missouri	6.0	9	5	5	1	6	2	1	0	0	0	0	1	0	1-5	0-2	0	10.80
Auburn	7.0	10	1	1	2	12	4	0	0	0	0	0	0	0	5-1	2-0	0	0.75
Southeast Missouri	6.0	7	3	3	2	7	2	0	0	0	0	1	0	0	1-3	0-3	0	8.44
Auburn	7.0	2	1	0	1	6	0	0	0	0	0	1	0	0	3-1	3-0	0	0.47
Southeast Missouri	6.0	9	7	5	1	1	1	0	3	0	0	0	0	0	0-7	0-4	0	6.36
Tennessee	7.0	3	0	0	2	9	0	0	0	0	0	2	1	0	7-0	4-0	0	0.27
Southeast Missouri	6.0	6	5	5	2	7	1	0	2	2	0	1	0	0	3-5	0-5	0	6.25
Tennessee	7.0	6	3	1	0	4	0	0	1	1	0	0	0	0	5-3	5-0	0	0.42
Southeast Missouri	7.0	8	2	2	0	5	1	0	1	0	0	0	0	0	6-2	1-5	0	5.40
North Dakota State	7.0	8	6	6	2	4	1	0	2	0	0	1	0	0	2-6	5-1	0	1.40
Southeast Missouri	6.0	6	9	8	4	3	0	0	3	0	0	1	0	0	3-9	1-6	0	5.98
Arkansas	7.0	5	3	3	1	7	1	0	0	2	0	0	0	0	9-3	6-1	0	1.64
Southeast Missouri	8.0	10	3	2	2	7	0	1	0	0	0	2	0	0	5-3	2-6	0	5.29
Texas Tech	8.0	6	5	5	5	5	1	0	1	0	0	0	0	0	3-5	6-2	0	2.04
Southeast Missouri	6.0	8	6	6	3	5	2	0	2	1	0	1	0	0	3-6	2-7	0	5.47
Arkansas	7.0	3	3	2	0	7	0	0	2	0	0	0	0	0	6-3	7-2	0	2.03
Southeast Missouri	7.0	11	7	6	2	2	1	0	1	0	0	3	1	0	1-7	2-8	0	5.53
Texas Tech	7.0	4	1	1	2	6	1	0	0	0	0	3	0	0	7-1	8-2	0	1.93
Southeast Missouri	7.0	9	5	4	2	6	4	0	2	1	0	0	0	0	6-5	3-8	0	5.38
Austin Peay	6.0	5	6	5	4	3	0	0	2	0	0	3	1	0	5-6	8-3	0	2.24
Southeast Missouri	7.0	7	4	2	5	4	1	0	1	0	0	1	0	1	3-4	3-9	0	5.07
Austin Peay	7.0	9	3	3	3	1	1	0	2	0	0	1	1	0	4-3	9-3	1	2.30
Southeast Missouri	6.0	1	0	0	2	6	0	0	0	0	0	0	0	0	8-0	4-9	0	4.70
Austin Peay	5.1	13	8	8	5	1	1	0	0	0	0	1	0	0	0-8	9-4	1	2.81
Southeast Missouri	7.0	2	0	0	2	2	0	0	0	0	0	0	0	0	7-0	5-9	0	4.33
Tennessee Tech	7.0	10	7	7	4	1	2	1	1	0	0	0	0	0	0-7	9-5	1	3.12
Southeast Missouri	7.0	1	1	0	2	3	0	0	0	0	0	0	0	0	4-1	6-9	1	4.01
Tennessee Tech	7.0	6	4	4	1	5	1	0	2	0	0	1	0	0	1-4	9-6	1	3.18
Southeast Missouri	7.0	7	4	4	1	5	0	0	2	0	0	0	0	0	8-4	7-9	1	4.01
Tennessee Tech	7.0	8	8	7	3	4	4	0	2	0	0	1	1	0	4-8	9-7	1	3.42
Southeast Missouri	6.0	5	6	6	5	9	0	0	1	2	0	3	0	0	2-6	7-10	1	4.17
Southern Illinois	7.0	8	2	2	1	7	1	0	1	0	0	1	0	0	6-2	10-7	1	3.34
Southeast Missouri																		
Belmont																		
Southeast Missouri																		
Belmont																		
Southeast Missouri																		
Belmont																		
Southeast Missouri																		
Saint Louis																		
Southeast Missouri																		
Morehead State																		
Southeast Missouri																		
Morehead State																		
Southeast Missouri																		
Morehead State																		
Southeast Missouri																		
Eastern Illinois																		
Southeast Missouri																		
Eastern Illinois																		
Southeast Missouri																		
Eastern Illinois																		
Southeast Missouri																		
Kansas City																		
Southeast Missouri																		
Kansas City																		



Game-by-Game Pitching

Opponent	IP	H	R	ER	BB	SO	2B	3B	HR	WP	BK	HBP	DP	IBB	Score	W-L	SV	ERA
Southeast Missouri SIU Edwardsville																		
Southeast Missouri SIU Edwardsville																		
Southeast Missouri SIU Edwardsville																		
Southeast Missouri Saint Louis																		
Southeast Missouri Eastern Kentucky																		
Southeast Missouri Eastern Kentucky																		
Southeast Missouri Eastern Kentucky																		
Southeast Missouri Tennessee State																		
Southeast Missouri Tennessee State																		
Southeast Missouri Tennessee State																		
Southeast Missouri UT Martin																		
Southeast Missouri UT Martin																		
Southeast Missouri Murray State																		
Southeast Missouri Murray State																		
Southeast Missouri Murray State																		
Southeast Missouri UT Martin																		
Southeast Missouri UT Martin																		
Southeast Missouri Jacksonville State																		
Southeast Missouri Jacksonville State																		
Southeast Missouri Jacksonville State																		



2021 OVC Statistics

Record: 5-1 Home: 2-1 Away: 3-0 OVC: 5-1

Player	avg	gp-gs	ab	r	h	2b	3b	hr	rbi	tb	slg%	bb	hp	so	gdp	ob%	sf	sh	sb-att	po	a	e	fld%
1 ANDERSON, Jillian	.474	6-6	19	4	9	3	0	0	2	12	.632	2	0	0	0	.524	0	0	4-6	7	0	0	1.000
14 ANDERSON, Kaylee	.444	6-6	18	8	8	1	0	4	6	21	1.167	1	2	2	0	.524	0	0	0-0	5	0	0	1.000
24 WRIGLEY, Kynzie	.417	6-4	12	2	5	2	0	0	2	7	.583	1	0	3	0	.462	0	0	1-1	1	4	0	1.000
2 ANDERSON, Rachel	.412	6-6	17	6	7	0	0	0	3	7	.412	5	2	1	0	.583	0	0	2-2	10	0	0	1.000
12 DREILING, Katie	.400	5-5	15	2	6	2	0	0	4	8	.533	2	0	0	1	.471	0	0	0-0	0	0	0	.000
26 ELLIS, Ashley	.278	6-6	18	3	5	0	0	3	9	14	.778	3	0	3	0	.364	1	0	0-0	48	0	0	1.000
4 TUCKER, Alyson	.231	6-6	13	4	3	0	0	1	3	6	.462	4	3	1	0	.500	0	0	0-0	8	16	2	.923
15 PAULEY, Austine	.182	5-4	11	3	2	0	1	1	1	7	.636	1	0	2	0	.250	0	0	1-1	6	8	0	1.000
10 EMERT, Ashley	.083	5-4	12	0	1	0	0	0	1	1	.083	0	0	1	0	.083	0	0	0-0	6	11	2	.895

3 WALLEN, Kimmy	.429	5-1	7	2	3	1	0	0	0	4	.571	0	0	0	0	.429	0	0	2-2	1	0	1	.500
20 WININGER, Leah	.333	3-0	3	0	1	0	0	0	2	1	.333	0	0	1	0	.333	0	0	0-0	0	0	0	.000
7 DAVIS, Karsyn	.111	4-4	9	0	1	0	0	0	1	1	.111	0	0	0	1	.111	0	0	0-0	18	0	0	1.000
21 PENA, Chelsy	.000	3-2	5	0	0	0	0	0	0	0	.000	0	0	0	0	.000	0	0	0-0	10	0	1	.909
16 RICKERMANN, Abigail	.000	5-0	4	0	0	0	0	0	0	0	.000	1	0	0	0	.200	0	1	0-0	2	1	0	1.000
27 GRIFFIN, Anna	.000	1-0	1	0	0	0	0	0	0	0	.000	0	0	1	0	.000	0	0	0-0	0	0	0	.000
17 ROBINSON, Kelby	.000	6-0	0	2	0	0	0	0	0	0	.000	0	0	0	0	.000	0	0	3-3	0	0	0	.000
Totals	.311	6	164	36	51	9	1	9	34	89	.543	20	7	15	2	.406	1	1	13-15	123	43	6	.965
Opponents	.178	6	152	14	27	5	0	5	12	47	.309	14	1	26	0	.251	0	0	1-1	118	51	8	.955

LOB - Team (39), Opp (30). DPs turned - Team (0), Opp (3). IBB - Team (0), Opp (1).

(OVC games only Sorted by Earned run avg)

Player	era	w-l	app	gs	cg	sho	sv	ip	h	r	er	bb	so	2b	3b	hr	b/avg	wp	hp	bk	sfa	sha
19 HOLMAN, Paytience	2.10	1-1	3	2	1	1/0	0	13.1	10	6	4	5	7	0	0	1	.192	0	1	0	0	0
9 ROOK, Rachel	2.25	3-0	4	4	1	1/0	0	18.2	12	8	6	7	16	4	0	4	.176	1	0	0	0	0

6 DAVIS, Marisa	0.00	1-0	4	0	0	0/0	1	7.2	3	0	0	0	3	0	0	0	.115	0	0	0	0	0
12 DREILING, Katie	0.00	0-0	1	0	0	0/0	0	1.1	2	0	0	2	0	1	0	0	.333	0	0	0	0	0
Totals	1.71	5-1	6	6	2	2/0	1	41.0	27	14	10	14	26	5	0	5	.178	1	1	0	0	0
Opponents	6.05	1-5	6	6	1	0/0	1	39.1	51	36	34	20	15	9	1	9	.311	0	7	0	1	1

PB - Team (1), K. DAVIS 1. SBA/ATT - PENA (1-1), ROOK (1-1).