



2021 SOUTHEAST MISSOURI BASEBALL

Games
16-18



Schedule

February (2-5)

19	at South Alabama	W, 4-2
20	at South Alabama	L, 5-6
21	at South Alabama ^{ESPN+}	W, 8-6 (10)
25	at #2 Arkansas ^{SEC Network+}	L, 5-6 (10)
26	at #2 Arkansas ^{SEC Network+}	L, 3-7
27	at #2 Arkansas ^{SEC Network+}	L, 3-9
28	at #2 Arkansas ^{SEC Network+}	L, 4-11 (5)

March (6-2, 2-1 OVC)

5	Illinois State	W, 4-3
6	Illinois State (DH)	W, 5-1; L, 1-13
7	Illinois State	W, 8-1
12	at SIU Edwardsville* ^{ESPN+}	L, 3-6
13	at SIU Edwardsville (DH)* ^{ESPN+}	W, 6-3 (10); W, 6-4
16	at Saint Louis ^{ESPN+}	W, 8-6
19	Austin Peay*	5 p.m.
20	Austin Peay (DH)* ^{ESPN+}	2 p.m.
23	Southern Illinois	5 p.m.
26	at Eastern Illinois*	3 p.m.
27	at Eastern Illinois (DH)*	11:30 a.m.
30	Missouri State	5 p.m.

April (0-0, 0-0 OVC)

2	Jacksonville State*	5 p.m.
3	Jacksonville State (DH)* ^{ESPN+}	2 p.m.
9	at Murray State*	5 p.m.
10	at Murray State (DH)*	2 p.m.
13	at UT Martin	5 p.m.
16	Tennessee Tech* ^{ESPN+}	5 p.m.
17	Tennessee Tech (DH)* ^{ESPN+}	2 p.m.
23	at Missouri State	6:30 p.m.
24	at Missouri State (DH)	1 p.m.
25	at Missouri State	1 p.m.
28	at Austin Peay	3 p.m.
30	at Belmont*	4 p.m.

May (0-0, 0-0 OVC)

1	at Belmont (DH)*	1 p.m.
7	Eastern Kentucky* ^{ESPN+}	5 p.m.
8	Eastern Kentucky (DH)* ^{ESPN+}	2 p.m.
14	at Morehead State*	1 p.m.
15	at Morehead State (DH)*	1 p.m.
20	UT Martin*	5 p.m.
21	UT Martin (DH)*	2 p.m.
27-29	OVC Tournament	TBA

Austin Peay (3-11, 1-2) vs. Southeast Missouri (8-7, 2-1)

Follow the Redhawks

Radio.....ESPN 93.5 FM & 1220 AM
(Erik Sean, Friday; Tyler Camp, Saturday)
Video.....ESPN+ (Saturday only)
Live Stats.....GoSoutheast.com
Twitter.....@SEMObaseball

Dates.....March 19-20, 2021
Series Schedule.....Mar. 19, 5 p.m., CT
Mar. 20, 2 p.m., CT (DH)
Location.....Cape Girardeau, Mo.
Facility.....Capaha Field (2,000)
Series.....SEMO leads, 56-41
Last Meeting.....APSU 10, SEMO 2
(Mar. 24, 2019 | Cape Girardeau, Mo.)

Head Coaches.....Andy Sawyers (183-130 overall; 96-103 at SEMO; 50-46 OVC).
Travis Janssen (40-43 overall; 40-43 at APSU).

Strategic Communications

Jeff Honza, Assistant Director of Athletics
Office Phone.....(573) 651-2933
Mobile.....(618) 528-1145
Email.....redhawk1@me.com

Southeast Missouri Probable Starting Pitchers

	#	Name	Ht.	Wt.	Cl.	Hometown (Previous School)
Game 1	25	Dylan Dodd	LHP	6-3	Sr.	Danville, Ill. (Kankakee CC)
Game 2	18	Noah Niznik	LHP	5-11	So.	St. Louis, Mo. (St. John Vianney H.S.)
Game 3	-	TBA	-	-	-	-

Austin Peay Probable Starting Pitchers

	#	Name	Ht.	Wt.	Cl.	Hometown (Previous School)
Game 1	25	Harley Gollert	LHP	6-1	So.	Toronto, Ontario (St. Michaels College)
Game 2	-	TBA	-	-	-	-
Game 3	-	TBA	-	-	-	-

Redhawks Resume OVC Play

Southeast Missouri (8-7, 2-1) hosts Austin Peay (3-11, 1-2) in Ohio Valley Conference action this weekend. The Redhawks and Governors play a single game at 5 p.m. Friday and a doubleheader at 2 p.m., CT Saturday.

Follow the Redhawks

Fans can listen to all games of Southeast Missouri's series with Austin Peay at SEMO ESPN 93.5 FM and 1220 AM. Erik Sean will call the action Friday, while Tyler Camp will handle play-by-play Saturday. Video for Saturday's doubleheader is available at ESPN+. Live stats can be accessed at GoSoutheast.com. Twitter updates provided @SEMObaseball.

OVC Home-Openers

Friday marks Southeast Missouri's Ohio Valley Conference home-opener. The Redhawks are 3-0 in OVC home-openers under Head Coach Andy Sawyers. SEMO beat UT Martin in both 2017 and 2019, and Morehead State in 2018 during those contests. The Redhawks ended up winning their OVC home-opening series in both 2017 and 2018. SEMO did not have a home series in conference play during its

2020 campaign that was shortened due to COVID-19.

Series History

The Redhawks and Governors meet for the 98th time when they open their series Friday. Southeast Missouri holds a 56-41 lead in the all-time series which began in 1962. SEMO came away with series wins each of the last two times it faced APSU in 2018 and 2019. Twenty-four of the Redhawks wins in the series were at Capaha Field. Head Coach Andy Sawyers is 5-4 against the Governors.

Keep it Going

Southeast Missouri carries a three-game winning streak into this weekend's series with Austin Peay. SEMO won its final two games of its Ohio Valley Conference opening series at



Southeast Missouri or **SEMO** is the preferred reference for Southeast Missouri State University athletic teams. Southeastern Missouri State is not an acceptable reference.



SOUTHEAST MISSOURI BASEBALL NOTES // AUSTIN PEAY SERIES

SIU Edwardsville (Mar. 13) and beat Saint Louis (Mar. 16). All three of those wins were on the road. SEMO is 6-2 with a pair of series victories in March.

About Austin Peay

Austin Peay, picked a spot ahead of Southeast Missouri in this year's Ohio Valley Conference Preseason Poll, is 3-11 overall and 1-2 in conference play. The Governors have played two ranked teams so far in #24 Dallas Baptist (Feb. 20-22) and #17 Tennessee (Mar. 3). APSU went a combined 0-4 in those contests. The Governors dropped two of three in their first OVC series vs. Tennessee Tech (Mar. 13-14). APSU's other wins were a 12-7 victory vs. Army (Feb. 28) and a 3-2 victory at Northwestern State (Mar. 7). First baseman John McDonald and outfielder Garrett Spain garnered Preseason All-OVC honors. Spain is currently the Governors top hitter at .306 with seven runs scored, two home runs and seven RBI. APSU has the most losses of any OVC team and is ranked last in the conference in batting average (.196), slugging percentage (.291), on-base percentage (.306), runs (47), hits (78), RBI (40), total bases (116) and fielding percentage (.961).

March 12

When Southeast Missouri dropped its series-opener to SIU Edwardsville on Mar. 12, that game marked exactly one year from the time a global COVID-19 pandemic brought college athletics to an abrupt halt. On Mar. 12, 2020, the NCAA canceled its men's and women's basketball tournaments and conferences across the country changed plans for games in the months ahead. That decision affected championships in all winter and spring sports, including baseball. Southeast Missouri dropped a 6-4 midweek contest at longtime rival Southern Illinois in its final game of the shortened 2020 campaign a day before the decision to cancel play was made.

OVC Schedule

Each of Southeast Missouri's three-game series in Ohio Valley Conference play will be contested over two days with a single game on Friday and a doubleheader Saturday with the exception of the Redhawks home series vs. UT Martin (May 20-21) That series will be played on Thursday and Friday. SEMO hosts

UT Martin, Austin Peay (Mar. 19-20), Jacksonville State (Apr. 2-3), Tennessee Tech (Apr. 16-17) and Eastern Kentucky (May 7-8), and visits SIUE (Mar. 12-13), Eastern Illinois (Mar. 26-27), Murray State (Apr. 9-10), Belmont (Apr. 30-May 1) and Morehead State (May 14-15) in league action this year.

Midweek Win

The Redhawks posted a come-from-behind win in their first midweek game of the season when they rallied to beat Saint Louis, 8-6, Tuesday at the Billiken Sport Complex. SLU led the entire game until SEMO sent nine men to the plate to fuel a four-run eighth inning. Freshman Peyton Leeper singled home Ty Stauss to tie the game and Tyler Wilber drove in Leeper to put the Redhawks ahead.

50th OVC Win

Andy Sawyers picked up his 50th Ohio Valley Conference win when Southeast Missouri beat SIU Edwardsville 6-4 on Mar. 13. Sawyers is now 50-46 in OVC games as the Redhawks head coach.

Closing in on 100

Andy Sawyers is just four wins away from reaching 100 victories as Southeast Missouri's head coach. Sawyers, in his fifth year at the helm, is 96-103 overall at SEMO.

Wilber Second in the OVC in Batting Average

Shortstop Tyler Wilber ranks second in the Ohio Valley Conference with a .404 batting average behind Eastern Illinois' Logan Eickhoff (.420). Wilber also ranks third among league leaders in on-base percentage (.484) and hits (21). He recently went 3-for-4 with a run scored, home run and season-high four RBI to lead Southeast Missouri to its 8-6 midweek win at Saint Louis (Mar. 16). Wilber also drove in the go-ahead run in the eighth inning of that contest.

Going for Another

Southeast Missouri is going after its second-straight Ohio Valley Conference series win when it hosts Austin Peay this weekend. The Redhawks took two of three on the road at SIU Edwardsville (Mar. 12-13) to start league play. The last time SEMO won its first two conference series of a season was 2018. That year,

2021 OVC Standings (as of Mar. 16)

School	Conference				Overall			
	W	L	T	Pct.	W	L	T	Pct.
Tennessee Tech	2	1	0	.667	5	5	0	.500
Southeast Missouri	2	1	0	.667	8	7	0	.533
Murray State	2	1	0	.667	8	8	0	.500
UT Martin	2	1	0	.667	6	7	0	.462
Morehead State	2	1	0	.667	7	9	0	.438
Eastern Illinois	1	2	0	.333	9	7	0	.563
SIUE	1	2	0	.333	6	7	0	.462
Eastern Kentucky	1	2	0	.333	6	9	0	.400
Belmont	1	2	0	.333	4	8	0	.333
Austin Peay	1	2	0	.333	3	11	0	.214
Jacksonville State	0	0	0	.000	7	8	0	.467

This Weekend's Schedule

Friday, March 19

Morehead State at Norfolk State, 2 p.m.

*Eastern Illinois at Tennessee Tech, 3 p.m.

*Jacksonville State at Murray State, 3 p.m.

*UT Martin at Eastern Kentucky, 3 p.m.

*SIUE at Belmont, 4 p.m.

***Austin Peay at Southeast Missouri, 5 p.m.**

Saturday, March 20

Morehead State at Norfolk State (DH), 11 a.m.

*UT Martin at Eastern Kentucky (DH), 11 a.m.

*Eastern Illinois at Tennessee Tech (DH), 12 p.m.

*Jacksonville State at Murray State (DH), 12 p.m.

*SIUE at Belmont (DH), 1 p.m.

***Austin Peay at Southeast Missouri (DH), 2 p.m.**

Sunday, March 21

Morehead State at Norfolk State, 11 a.m.



the Redhawks won their first three OVC series and went on to claim a total of seven series victories against league foes.

Approaching 150 Strikeouts

Dylan Dodd is just one strikeout away from getting 150 in his Southeast Missouri career. Dodd recorded 149 strikeouts in 126.2 innings to date. He leads the Ohio Valley Conference with 36 strikeouts and 24 innings pitched through four starts. Dodd also ranks fifth in the nation in strikeouts.

Nice Work Keck

Andrew Keck hit .417 with four runs scored, five hits, a double, one RBI and a perfect 4-of-4 stolen bases in the Redhawks series win over SIU Edwardsville (Mar. 12-13). Keck hit safely in all three games against the Cougars and recorded to hits and two stolen bases in each of the final two matchups of the series. He walked and scored as part of a three-run 10th inning that sent SEMO to a 6-3 victory in game two. Keck then singled and came around to score during a four-run first inning that keyed the Redhawks 6-4 victory in the series finale.

First Career Save for Williams

Austin Williams, who entered the game at Saint Louis (Mar. 16) in the eighth inning, got the final six outs to secure his first career save. Williams recorded three strikeouts and three groundball outs against the six hitters he faced.

Redhawks Beat Illinois State

The Redhawks posted their second series win of the season and first at home when they won three of four games against Illinois State (Mar. 5-7) in Cape Girardeau last weekend. Southeast Missouri, which also claimed its first series victory against Missouri Valley Conference member ISU in program history, snapped a 12-game losing streak in its series against the Redbirds.

Big Weekend for Wilber

Shortstop Tyler Wilber hit a team-best .615 to lead Southeast Missouri in its series victory over Illinois State (Mar. 5-7). Wilber went 8-for-13 at the plate with two runs scored, a double and four RBI. He hit safely and had a RBI in all four games of the series. Wilber also collected

multiple hits in three of his four starts against the Redbirds.

Complete Game for Niznik

Left-hander Noah Niznik tossed a complete game victory to give Southeast Missouri a 5-1 victory over Illinois State (Mar. 6). Niznik recorded his first win of the season after striking out four and walking nin in seven innings. He allowed only one earned run, as well. It marked the third complete game and matched the longest outing of Niznik's career.

First Win for Miller

Freshman right-hander Kyle Miller picked up the win in his first career start when he defeated Illinois State (Mar. 7). Miller worked six innings, striking out three and walking one. He also gave up six hits and allowed just one run. Miller improved to 1-1 with a save in four appearances and one start this year.

Yard Work

Catcher Wade Stauss launched a three-run home run in back-to-back days during Southeast Missouri's series vs. Illinois State (Mar. 5-7). Stauss hit the first of those two bombs in the bottom of the third inning of game two. He then homered again in that same inning to grab SEMO the lead during the series finale. Stauss leads the Redhawks with three home runs. The Redhawks have nine home runs as a team.

Leeper Walk Off

Freshman third baseman Peyton Leeper delivered a sinking line drive base hit in the bottom of the 10th inning to give Southeast Missouri a 4-3 walk off win over Illinois State (Mar. 5). Danny Wright led off the Redhawks final at-bat with a single up the middle and Jevon Mason was hit by a pitch. Ty Stauss advanced both runners on a sacrifice bunt. With two outs after Connor Basler flied out to right, Leeper singled home the winning run on his first career walk off hit.

Triple Time

Peyton Leeper is tied for first in the nation and leads the Ohio Valley Conference with three triples this season. Leeper is among 16 players with three triples thus far. Leeper also leads the OVC with 14 walks.

Ralls Nails Down First Save

Sophomore right-hander Hunter Ralls pitched effectively for three innings to claim his first career save against Illinois State (Mar. 7). Ralls recorded five strikeouts and allowed two hits in three scoreless innings. He did not allow a walk, as well. It was the fourth relief appearance of Ralls' career.

Two 10-Strikeout Performances

Dylan Dodd was magnificent on the mound during his second start of the season. Dodd wound up getting a no-decision against #2 Arkansas (Feb. 25). He finished with 10 strikeouts, walked two and allowed just two runs on three hits. Dodd struck out two in each of the first three innings and sat the Razorbacks down in order in the second. He also no-hit Arkansas through 2.2 innings. In a no-decision against SIU Edwardsville (Mar. 12), Dodd recorded 10 strikeouts in five innings of work. He finished with 10 strikeouts in two of his last three starts. Dodd has struck out 10 or more in a game a total of four times in his career.

Career Hit 200

Danny Wright registered the 200th hit of his career with a two-RBI single that gave Southeast Missouri a 5-2 lead in the eighth inning of game one at #2 Arkansas (Feb. 25). Wright finished with three RBI in that contest.

Division I Debuts

Twelve players have made their NCAA Division I baseball debuts at Southeast Missouri so far this season. At South Alabama (Feb. 19-21), freshmen Noah Jacobsen made his first career starts in right field, freshman Ty Stauss made his first start in left field and right-hander Ryan Vogt recorded his first start on the mound. Four others, including freshmen Kyle Miller and sophomores Connery O'Donnell, Austin Williams and Hunter Ralls made their first relief appearances as Redhawks. At #2 Arkansas, Jevon Mason and Braxton Zivic each logged their first starts in the outfield, while Joey Kossina, Joseph Karall and Matt Perego pitched for the first time out of SEMO's bullpen.



Season-Opening Series Win

The Redhawks opened their 2021 campaign with a 2-1 series win on the road at Sun Belt Conference member South Alabama (Feb. 19-21). Southeast Missouri beat the Jaguars, 4-2, on Feb. 19 and, 8-6, in 10 innings on Feb. 21 to claim its second season-opening series win under Head Coach Andy Sawyers. With its win on Feb. 19, SEMO also improved to 12-18 all-time in season-opening games during its NCAA Division I era (since 1992) and 3-2 in such games under Sawyers.

On the Road in February

A schedule adjustment early on put Southeast Missouri on the road for its first month of the baseball season. The Redhawks wound up beginning their 2021 campaign with a three-game series at South Alabama (Feb. 19-21). SEMO was originally supposed to host Milwaukee in a four-game series on opening weekend, but large amounts of snow and ice covered the Cape Girardeau area forcing unplayable conditions. Southeast Missouri State University's main campus was closed due to the heavy winter weather on Feb. 15 and Feb. 16. SEMO capped its first month of the season with a 2-5 record.

Basler Fifth in Career Stolen Bases

Connor Basler is second on the team with five stolen bases this season. Basler ranks fifth all-time among Southeast Missouri's all-time career stolen base leaders with 47. Denver Stuckey (2000-03) currently holds the record with 52.

Miller Shines

Freshman right-hander Kyle Miller recorded a six-out save in his first Southeast Missouri appearance at South Alabama (Feb. 19). Miller entered the game in the eighth inning and struck out four, walked none and gave up two hits in 2.1 innings of work.

Double-Digit Hits

Southeast Missouri registered 10 or more hits for the fourth time this season when it pounded out 11 vs. Illinois State (Mar. 7). The Redhawks posted a season-best 11 hits on three occasions. SEMO is 3-1 in games where it gets 10 or more hits.

Stauss Brothers

Brothers Wade and Tyler Stauss were in Southeast Missouri's lineup together for the first time in the series finale at South Alabama (Feb. 21). Wade started at catcher and his younger brother, Ty, was in left field for that contest. They have been in the starting lineup together a total of eight times this year.

First Home Runs

Wade Stauss and Andrew Keck became the first to hit a home run for Southeast Missouri in 2021. Stauss homered to right center in the first inning and Keck homered to left center in the third inning of the series finale at South Alabama (Feb. 21).

Redhawks Sweep OVC Honors

Southeast Missouri seniors Austin Blazevec and Dylan Dodd swept the Ohio Valley Conference Player and Pitcher of the Week honors on Feb. 22. A first baseman from Plainfield, Illinois, Blazevec won this year's first OVC Player of the Week accolade, while Dodd, a left-hander from Danville, Illinois, claimed the first OVC Pitcher of the Week award in 2021. Blazevec and Dodd gave SEMO its first sweep of the league's accolades during the opening week of a season in eight years. Jason Blum (Player) and Zack Smith (Pitcher) was the last duo to complete that sweep on Feb. 18, 2013. Blazevec hit .455 with five runs scored, a double, walk and one RBI to lead SEMO to a series victory at South Alabama (Feb. 19-21). He finished the series with multiple hits in back-to-back games. In Sunday's finale, Blazevec rallied the Redhawks in the ninth inning where they scored three runs to get a 6-5 lead. He started the inning with a single and SEMO sent eight hitters to the plate during its big inning. Then, after USA tied things up in the bottom of the ninth, Blazevec ripped a double down the right field line to score Danny Wright for the go-ahead run all the way from first base. Meanwhile, Dodd struck out eight and allowed only one walk in six innings to lead SEMO to a season-opening 4-2 win over USA on Feb. 19. He moved to 2-1 in his career on opening day. Dodd got stronger as the game went along en route to nailing down his first win of 2021. He retired 12 of the last 13 hitters he faced before giving way to Bryce Grossius in the seventh. Dodd pitched back-to-back 1-2-3 innings in the fifth and sixth frames. The OVC Pitcher of the Week

honor marks the third of Dodd's career and the OVC Player of the Week laurel is the second of Blazevec's time in a SEMO uniform.

Season 63

The 2021 campaign is Southeast Missouri's 63rd year of college baseball. The Redhawks are in their 30th season as an NCAA Division I program. SEMO is 1,372-1,124-10 all-time and 838-737-1 at the NCAA Division I level since the inception of its baseball program. The Redhawks have a 412-284-1 record in Ohio Valley Conference play. SEMO won four OVC regular-season titles (2002, 2014, 2015, 2016), three OVC Tournament crowns (1998, 2002, 2016) and made three NCAA Tournament appearances (1998, 2002, 2016) in program history.

Redhawks Tabbed Fifth in OVC Preseason Poll

The Redhawks accumulated 131 points and one first-place nod in this year's Ohio Valley Conference Predicted Order of Finish voted on by the OVC Head Baseball Coaches and Communication Directors. Belmont is this year's preseason favorite with 188 points and 14 first-place votes, while Jacksonville State (176 pts.), Murray State (136 pts.) and Austin Peay (132 pts.) also rated above the Redhawks. Eastern Kentucky (117 pts.), SIU Edwardsville (78 pts.), Eastern Illinois (73 pts.), Morehead State (57 pts.), Tennessee Tech (66 pts.) and UT Martin (45 pts.) round out the preseason poll.

Wilber and Dodd Earn Preseason All-OVC Honors

Junior shortstop Tyler Wilber and senior left-handed pitcher Dylan Dodd was named to this year's Preseason All-Ohio Valley Conference Team. Statistics were based on the 2019 campaign when determining the 16 players selected to the 2021 Preseason All-OVC squad. A native of Danville, Illinois, Dodd led SEMO with 77 strikeouts in 76 innings through 14 starts that year. He finished with four wins on the mound, second-most on the team. Dodd tied for eighth in the OVC in strikeouts. Wilber, who hails from Los Alamitos, California, led the league in batting average (.383) and on-base percentage (.480), while ranking third in doubles (19) and fifth in hits (80) in 55 starts during the 2019 season. He also scored 43 runs, had a team-high three



triples and led the Redhawks with 40 RBI. For his efforts, Wilber garnered First-Team All-OVC accolades.

Wilber Ranked 17th Among D1Baseball's Top 100 Shortstops

D1Baseball rated Southeast Missouri junior Tyler Wilber 17th among its Top 100 shortstops in the nation. A native of Los Alamitos, California, Wilber was rated among D1Baseball's Top 40 junior hitters in 2020. He ranked second on the team with a .406 batting average in 17 starts during a shortened season due to COVID-19. Wilber led the Redhawks in runs (26), doubles (9), walks (11) and on-base percentage (.494). Wilber was atop the Ohio Valley Conference in runs scored and ranked second in doubles, total bases (48) and total plate appearances (85) when play was suspended. Nationally, he ranked second in runs scored, fourth in runs per game (1.53) and ninth in total bases. UCLA's Matt McLain was tabbed as the No. 1 shortstop on this year's list.

2021 Roster

After all the uncertainties and challenges brought on by the COVID-19 pandemic, the NCAA Division I Council decided to allow schools to provide spring sport student-athletes an additional season of competition and an extension on their period of eligibility. Since everyone from 2020 redshirted, Southeast Missouri brings back over 60 percent of its roster. That said, the Redhawks 2021 squad consists of 38 players, including 19 returnees, six position starters and three starting pitchers.

2020 Recap

Southeast Missouri was 9-8 overall and 2-1 in the Ohio Valley Conference at the time play was cancelled due to a global COVID-19 pandemic in 2020. SEMO heated up to win seven of its final nine contests during its shortened campaign. The Redhawks were establishing their identity in the early going of 2020. SEMO was making significant strides with their starting pitching, playing excellent defense and reaping the benefits from an offense built around power and speed. Statistically, the Redhawks concluded competition ranked first in the OVC in batting average (.314), hits (188), triples (9), stolen bases (36) and fielding percentage (.976). SEMO was also second in slugging percentage (.513), on-base

percentage (.404), runs scored (129), RBI (121) and home runs (21). Nationally, the Redhawks were sixth in hits, eighth in triples and 11th in both batting average and slugging percentage.

Sawyers in Fifth Year

Andy Sawyers is in his fifth year as Southeast Missouri's head coach. Sawyers, who has been coaching college baseball for more than two decades, is 183-130 in his career as a head coach. That includes a 96-103 record and 50-46 Ohio Valley Conference mark as SEMO's skipper. He has led the Redhawks to two OVC Tournaments (2017, 2018). SEMO's 29 victories in 2017 are currently the most in a season with Sawyers at the helm.

Over 150 Starts

Two Redhawks have made over 150 starts in their careers. Second baseman Connor Basler tallied a team-high 188 career starts and mainstay center fielder Danny Wright has accumulated 176. Both Basler and Wright are fifth-year seniors after joining Southeast Missouri's baseball program in 2017.

Pro Prospects Return

Shortstop Tyler Wilber, a First-Team All-Ohio Valley Conference selection in 2019, chose to remain at Southeast Missouri after turning down free agent offers from a couple of different professional teams last summer. Left-handed pitcher Dylan Dodd also decided to return after getting offers to play professionally.

Career Hitters

Southeast Missouri has three players hitting .299 or better for their careers entering this weekend's series. Tyler Wilber leads the way with a .391 career batting average followed by Andrew Keck (.300) and Danny Wright (.299). Wilber, Keck and Wright have combined for a total of 419 hits, 256 runs, 74 doubles, 11 triples, 23 home runs and 226 RBI in their careers.

Career Rankings

Tyler Wilber presently ranks third all-time among Southeast Missouri's career leaders with a .391 batting average. Danny Wright is third in hit by pitch (31) and Connor Basler rates seventh in hit by pitch (25) and fifth in stolen bases (47). Dylan Dodd ranks fourth all-time in strikeouts/9 innings (10.6) and sixth in walks allowed/9 innings (2.4).

Redhawks in the Major Leagues

A total of 10 Southeast Missouri players have gone on to play Major League Baseball. Presently, left-handed pitcher Joey Lucchesi, is the only former Redhawk on an active roster. Lucchesi, after spending three seasons with the San Diego Padres is in spring training with the New York Mets. He was traded to the Mets on Jan. 19. SEMO has had a total of 30 players drafted since 1966. Lucchesi is the highest draft pick out of the Redhawks baseball program when he went in the fourth round in 2018. Left-handed pitcher Galen McSpadden and first baseman Matt Tellor are SEMO's other two Top-10 draft picks. McSpadden was a sixth-round selection by the Padres and Tellor was a 10th-round pick by the Atlanta Braves in 2014.

On Deck

Southeast Missouri hosts longtime rival Southern Illinois in a midweek matchup on Mar. 23.



SOUTHEAST MISSOURI BASEBALL NOTES // AUSTIN PEAY SERIES

No.	Name	Pos.	Ht.	Wt.	Cl.	B/T	Hometown (High School/College)
00	Jeb Callaghan	LHP	6-1	222	Jr.	L/L	Yakima, Wash. (Naches Valley/George Washington)
1	Jevon Mason	OF	5-11	202	So.	R/R	West Des Moines, Iowa (West Des Moines Valley/Iowa Western CC)
2	Connor Basler	INF	6-1	183	Sr.	R/R	Ste. Genevieve, Mo. (Valle Catholic)
4	Braxton Zivic	OF	5-9	183	So.	R/R	Magnolia, Del. (Atlantic Shores Christian/Rend Lake College)
5	Noah Jacobsen	OF	6-1	200	Fr.	R/R	Potosi, Mo. (Potosi)
7	Kyle Miller	RHP	6-2	210	Fr.	R/R	Eureka, Mo. (Eureka)
8	Ty Stauss	UT	5-10	190	Fr.	L/R	Wildwood, Mo. (Lafayette)
9	Tyler Wilber	INF	6-3	225	Jr.	R/R	Los Alamitos, Calif. (Los Alamitos/Long Beach City College)
10	Lincoln Andrews	INF	6-4	228	Fr.	L/R	Canon City, Colo. (Canon City)
11	Rance Pittman	RHP	6-1	196	Jr.	R/R	West Linn, Ore. (West Linn/Lower Columbia College)
12	Andrew Keck	C	6-3	220	So.	R/R	St. Louis, Mo. (St. John Vianney)
13	Wade Stauss	C	6-2	225	R-So.	L/R	Wildwood, Mo. (Lafayette)
14	Danny Sperling	INF	6-1	188	So.	L/R	Wauconda, Ill. (Wauconda/McHenry County College)
15	Joseph Karall	RHP	6-2	218	So.	R/R	St. Albert, Alberta, Canada (Bellerose Composite/Cloud County CC)
16	Peyton Leeper	UT	5-11	200	Fr.	S/R	Mokane, Mo. (South Callaway)
17	Jon Sawyers	LHP	6-0	183	Fr.	L/L	Chesapeake, Va. (Atlantic Shores Christian/Rend Lake College)
18	Noah Niznik	LHP	5-11	196	So.	L/L	St. Louis, Mo. (St. John Vianney)
19	Danny Wright	OF	5-11	180	Sr.	S/R	Dardenne Prairie, Mo. (Fort Zumwalt West)
20	Ryan Vogt	RHP	6-4	220	So.	R/R	Ava, Ill. (Trico/McKendree University)
21	Josh Hoffmann	LHP	5-10	200	So.	L/L	Ballwin, Mo. (Parkway South/Southeastern CC (IA)
22	Austin Blazevec	INF	6-2	203	Sr.	L/R	Plainfield, Ill. (Plainfield Central/Kaskaskia College)
23	Brett Graber	OF	6-0	190	So.	R/R	Sacramento, Calif. (Capital Christian School/Cosumnes River College)
24	Fischer Rausch	RHP	6-5	237	Fr.	R/R	St. Louis, Mo. (Valley Park)
25	Dylan Dodd	LHP	6-3	210	Sr.	L/L	Danville, Ill. (Bismarck-Henning/Kankakee CC)
26	Collin Wilma	RHP	6-4	190	Fr.	R/R	Tinley Park, Ill. (Tinley Park)
27	Austin Williams	RHP	6-3	210	Jr.	R/R	Judsonia, Ark. (White County Central/Three Rivers CC)
28	Anthony Klein	RHP	6-1	225	Fr.	R/R	St. Louis, Mo. (Parkway Central)
30	Adonis Forte	OF	5-11	182	Fr.	L/L	Omaha, Neb. (Omaha Central)
31	Blake Cisneros	LHP	6-1	208	So.	L/L	Fenton, Mo. (Rockwood Summit)
32	Connery O'Donnell	RHP	6-3	212	So.	R/R	Milliken, Colo. (Roosevelt/Garden City CC)
33	Bryce Grossius	RHP	6-1	210	So.	R/R	St. Louis, Mo. (St. Mary's)
34	Brandon McCabe	RHP	6-0	215	So.	R/R	Boynton, Fla. (Trinity Christian Adademy/Rend Lake College)
35	Ryan Malzahn	OF	6-4	203	Fr.	R/R	O'Fallon, Mo. (Living Word Christian)
36	Joey Kossina	LHP	6-2	203	Fr.	L/L	Belleville, Ill. (Belleville West)
37	Hunter Ralls	RHP	6-3	190	So.	R/R	Anna, Ill. (Jonesboro)
38	Hayden Malenfant	RHP	6-2	197	Jr.	R/R	Whitby, Ontario (Sinclair Secondary/Southeastern CC (IA)
44	Matt Perego	RHP	6-7	252	So.	R/R	Ballwin, Mo. (Parkway West/John A. Logan College)
55	Noah Stone	RHP	6-8	283	So.	R/R	St. Louis, Mo. (Lutheran South/Three Rivers CC)

Coaches & Staff

- 3 Andy Sawyers, Head Coach (Fifth Year)
- 35 Matthew Kinney, Assistant Coach (Fourth Year)
- 6 Michael Cavazos, Volunteer Assistant (Second Year)
- Trevor Ezell, Director of Offensive Player Development (First Year)
- Drew Millwood, Director of Analytics (First Year)
- Brian Robbette, Strength & Conditioning
- Mike Patke, Athletic Trainer
- Connor Rooney, Manager
- Connor Martin, Manager
- Ben Kouba, Manager
- Evan Gray, Manager

Pronunciations

- | | |
|-----------------|----------------------------|
| Connor Basler | BOZ-ler |
| Austin Blazevec | blaze-uh-vick |
| Jeb Callaghan | callahan (g is silent) |
| Blake Cisneros | sis-narrows |
| Adonis Forte | for-TAY |
| Bryce Grossius | grocius (like grocery) |
| Joseph Karall | carroll |
| Joey Kossina | CUSS-ee-nuh |
| Jevon Mason | JUH-von |
| Noah Niznik | nez-nick |
| Matt Perego | purr-ay-go |
| Ty Stauss | stauss (sounds like house) |
| Wade Stauss | stauss (sounds like house) |
| Ryan Vogt | vogue |

SOUTHEAST MISSOURI BASEBALL NOTES // AUSTIN PEAY SERIES




No.	Name	Pos.	Ht.	Wt.	Cl.	B/T	Hometown (High School/College)
10	Lincoln Andrews	INF	6-4	228	Fr.	L/R	Canon City, Colo. (Canon City)
2	Connor Basler	INF	6-1	183	Sr.	R/R	Ste. Genevieve, Mo. (Valle Catholic)
22	Austin Blazevec	INF	6-2	203	Sr.	L/R	Plainfield, Ill. (Plainfield Central/Kaskaskia College)
00	Jeb Callaghan	LHP	6-1	222	Jr.	L/L	Yakima, Wash. (Naches Valley/George Washington)
31	Blake Cisneros	LHP	6-1	208	So.	L/L	Fenton, Mo. (Rockwood Summit)
25	Dylan Dodd	LHP	6-3	210	Sr.	L/L	Danville, Ill. (Bismarck-Henning/Kankakee CC)
30	Adonis Forte	OF	5-11	182	Fr.	L/L	Omaha, Neb. (Omaha Central)
23	Brett Graber	OF	6-0	190	So.	R/R	Sacramento, Calif. (Capital Christian School/Cosumnes River College)
33	Bryce Grossius	RHP	6-1	210	So.	R/R	St. Louis, Mo. (St. Mary's)
21	Josh Hoffmann	LHP	5-10	200	So.	L/L	Ballwin, Mo. (Parkway South/Southeastern CC (IA)
5	Noah Jacobsen	OF	6-1	200	Fr.	R/R	Potosi, Mo. (Potosi)
15	Joseph Karall	RHP	6-2	218	So.	R/R	St. Albert, Alberta, Canada (Bellerose Composite/Cloud County CC)
12	Andrew Keck	C	6-3	220	So.	R/R	St. Louis, Mo. (St. John Vianney)
28	Anthony Klein	RHP	6-1	225	Fr.	R/R	St. Louis, Mo. (Parkway Central)
36	Joey Kossina	LHP	6-2	203	Fr.	L/L	Belleville, Ill. (Belleville West)
16	Peyton Leeper	UT	5-11	200	Fr.	S/R	Mokane, Mo. (South Callaway)
38	Hayden Malenfant	RHP	6-2	197	Jr.	R/R	Whitby, Ontario (Sinclair Secondary/Southeastern CC (IA)
35	Ryan Malzahn	OF	6-4	203	Fr.	R/R	O'Fallon, Mo. (Living Word Christian)
1	Jevon Mason	OF	5-11	202	So.	R/R	West Des Moines, Iowa (West Des Moines Valley/Iowa Western CC)
34	Brandon McCabe	RHP	6-0	215	So.	R/R	Boynton, Fla. (Trinity Christian Adademy/Rend Lake College)
7	Kyle Miller	RHP	6-2	210	Fr.	R/R	Eureka, Mo. (Eureka)
18	Noah Niznik	LHP	5-11	196	So.	L/L	St. Louis, Mo. (St. John Vianney)
32	Connery O'Donnell	RHP	6-3	212	So.	R/R	Milliken, Colo. (Roosevelt/Garden City CC)
44	Matt Perego	RHP	6-7	252	So.	R/R	Ballwin, Mo. (Parkway West/John A. Logan College)
11	Rance Pittman	RHP	6-1	196	Jr.	R/R	West Linn, Ore. (West Linn/Lower Columbia College)
37	Hunter Ralls	RHP	6-3	190	So.	R/R	Anna, Ill. (Jonesboro)
24	Fischer Rausch	RHP	6-5	237	Fr.	R/R	St. Louis, Mo. (Valley Park)
17	Jon Sawyers	LHP	6-0	183	Fr.	L/L	Chesapeake, Va. (Atlantic Shores Christian/Rend Lake College)
14	Danny Sperling	INF	6-1	188	So.	L/R	Wauconda, Ill. (Wauconda/McHenry County College)
8	Ty Stauss	UT	5-10	190	Fr.	L/R	Wildwood, Mo. (Lafayette)
13	Wade Stauss	C	6-2	225	R-So.	L/R	Wildwood, Mo. (Lafayette)
55	Noah Stone	RHP	6-8	283	So.	R/R	St. Louis, Mo. (Lutheran South/Three Rivers CC)
20	Ryan Vogt	RHP	6-4	220	So.	R/R	Ava, Ill. (Trico/McKendree University)
9	Tyler Wilber	INF	6-3	225	Jr.	R/R	Los Alamitos, Calif. (Los Alamitos/Long Beach City College)
27	Austin Williams	RHP	6-3	210	Jr.	R/R	Judsonia, Ark. (White County Central/Three Rivers CC)
26	Collin Wilma	RHP	6-4	190	Fr.	R/R	Tinley Park, Ill. (Tinley Park)
19	Danny Wright	OF	5-11	180	Sr.	S/R	Dardenne Prairie, Mo. (Fort Zumwalt West)
4	Braxton Zivic	OF	5-9	183	So.	R/R	Magnolia, Del. (Atlantic Shores Christian/Rend Lake College)

Roster Breakdown

Total Squad Members	38
Seniors	4
Juniors	5
Sophomores	17
Freshmen	12
Newcomers	19
Position Starters Returning/Lost	6/3
Starting Pitchers Returning/Lost	3/1



SOUTHEAST MISSOURI BASEBALL NOTES // AUSTIN PEAY SERIES



Jeb Callaghan

LHP / 6-1 / 222 / Jr. / L/L
Yakima, Wash.



Jevon Mason

OF / 5-11 / 202 / So. / R/R
West Des Moines, Iowa




Connor Basler

INF / 6-1 / 183 / Sr. / R/R
Ste. Genevieve, Mo.



Braxton Zivic

OF / 5-9 / 183 / So. / R/R
Magnolia, Del.



Noah Jacobsen

OF / 6-1 / 200 / Fr. / R/R
Potosi, Mo.




Kyle Miller

RHP / 6-2 / 210 / Fr. / R/R
Eureka, Mo.




Ty Stauss

UT / 5-10 / 190 / Fr. / L/R
Wildwood, Mo.




Tyler Wilber

INF / 6-3 / 225 / Jr. / R/R
Los Alamitos, Calif.




Lincoln Andrews

INF / 6-4 / 228 / Fr. / L/R
Canon City, Colo.




Rance Pittman

RHP / 6-1 / 196 / Jr. / R/R
West Linn, Ore.




Andrew Keck

C / 6-3 / 220 / So. / R/R
St. Louis, Mo.




Wade Stauss

C / 6-2 / 225 / R-So. / L/R
Wildwood, Mo.



Danny Sperling

INF / 6-1 / 188 / So. / L/R
Wauconda, Ill.




Joseph Karall

RHP / 6-2 / 218 / So. / R/R
St. Albert, Alberta, Canada




Peyton Leeper

UT / 5-11 / 200 / Fr. / S/R
Mokane, Mo.



Jon Sawyers

LHP / 6-0 / 183 / Fr. / L/L
Magnolia, Del.




Noah Niznik

LHP / 5-11 / 196 / So. / L/R
St. Louis, Mo.




Danny Wright

OF / 5-11 / 180 / Sr. / S/R
Dardenne Prairie, Mo.




Ryan Vogt

RHP / 6-4 / 220 / So. / R/R
Ava, Ill.




Josh Hoffmann

LHP / 5-10 / 200 / So. / L/L
Ballwin, Mo.



Austin Blazevec

INF / 6-2 / 203 / Sr. / L/R
Plainfield, Ill.




Brett Graber

OF / 6-0 / 190 / So. / R/R
Sacramento, Calif.




Fischer Rausch

RHP / 6-5 / 237 / Fr. / R/R
St. Louis, Mo.




Dylan Dodd

LHP / 6-3 / 210 / Sr. / L/L
Danville, Ill.




Collin Wilma

RHP / 6-4 / 190 / Fr. / R/R
Tinley Park, Ill.



27

Austin Williams
RHP / 6-3 / 210 / Jr. / R/R
Judsonia, Ark.




28

Anthony Klein
RHP / 6-1 / 225 / Fr. / R/R
St. Louis, Mo.



30

Adonis Forte
OF / 5-11 / 182 / Fr. / L/L
Omaha, Neb.



31

Blake Cisneros
LHP / 6-1 / 208 / So. / L/L
Fenton, Mo.



32

Connery O'Donnell
RHP / 6-3 / 212 / So. / R/R
Milliken, Colo.



33

Bryce Grossius
RHP / 6-1 / 210 / So. / R/R
St. Louis, Mo.




34

Brandon McCabe
RHP / 6-0 / 215 / So. / R/R
Boynton, Fla.




35

Ryan Malzahn
OF / 6-4 / 203 / Fr. / R/R
O'Fallon, Mo.



36

Joey Kossina
LHP / 6-2 / 203 / Fr. / L/L
Belleville, Ill.



37

Hunter Ralls
RHP / 6-3 / 190 / So. / R/R
Anna, Ill.



38

Hayden Malenfant
RHP / 6-2 / 197 / Jr. / R/R
Whitby, Ontario




44

Matt Perego
RHP / 6-7 / 252 / So. / R/R
Ballwin, Mo.



55

Noah Stone
RHP / 6-8 / 283 / So. / R/R
St. Louis, Mo.




3

Andy Sawyers
Head Coach
Fifth Year




35

Matthew Kinney
Assistant Coach
Fourth Year



6

Michael Cavazos
Volunteer Assistant
Second Year



3

Trevor Ezell
Director of Offensive Player
Development / First Year



3


Drew Millwood
Director of Analytics
First Year




Connor Rooney
Manager



Connor Martin
Manager




Ben Kouba
Manager



Evan Gray
Manager



Mike Patke
Athletic Trainer



Brian Robbett
Strength & Conditioning



ANDY SAWYERS

HEAD COACH

FIFTH YEAR // NEBRASKA, 1998

Andy Sawyers enters his fifth year as Southeast Missouri's head coach in 2021.

SEMO had an overall record of 9-8 and a 2-1 mark in Ohio Valley Conference play when its 2020 season was abruptly cut short due to a global COVID-19 pandemic. The Redhawks heated up to win seven of nine contests prior to the end of competition.

The Redhawks led the OVC in batting average (.314), hits (188), triples (9), plate appearances (707), at-bats (598), hit by pitch (26), stolen bases (36), fewest walks allowed (54) and fielding percentage (.976), and rated second in slugging percentage (.503), on-base percentage (.404), runs (129), RBI (121) and home runs (21) at the time their 2020 campaign came to a close. SEMO also ranked among the top 10 teams in the nation in hits

(6th) and triples (8th).

Individually, Justin Dirden led the conference in slugging percentage (.900), RBI (26), home runs (9), hits (29), total bases (63) and stolen bases (9) before signing as an undrafted free agent with the Houston Astros.

Shortstop Tyler Wilber topped the OVC in runs (26) and center fielder Danny Wright tied a league-high with 29 hits when play was suspended.

Pitching wise, left-handers Dylan Dodd (2-1, 36 Ks) and Noah Niznik (3-0, 15 Ks) were a combined 5-1 with 51 strikeouts and two complete game shutouts through four starts in 2020.

Nineteen returnees are back for Sawyers to mentor again this spring as the Redhawks return over 60 percent of last year's roster.

None of those players lost any

eligibility after the COVID-19 pandemic influenced the NCAA Division I Council's decision to allow schools to provide spring-sport student-athletes an additional season of competition and an extension on their period of eligibility.

Before they took the field last spring, the Redhawks ushered in a state-of-the-art hitting facility adjacent to Capaha Field. The 4,000-square foot facility can fit up to four batting cages and is equipped with portable pitching mounds. It also had HitTrax Rapsodo technology which is used to enhance overall player performance through real-time stats and performance metrics.

In Sawyers' last full season of competition, SEMO went 23-32 during an injury-riddled 2019 campaign. The Redhawks played without five of their position starters for much of the season.

Despite the misfortune with injuries, SEMO had a pair of All-OVC performers in Wilber and Niznik.

A First-Team selection, Wilber led the OVC with a .383 batting average and was the Redhawks leader in hits (80) doubles (19), triples (3), RBI (40), slugging percentage (.531) and on-base percentage (.480).

Niznik, who landed a spot on the All-Newcomer Team, started 13 games as a freshman. He led the team with a 3.63 ERA, ranked second in innings (62) and third in both strikeouts (49) and wins (3).

The year before that, Sawyers guided the 2018 squad to the program's 13th consecutive OVC Tournament berth as the Redhawks finished 27-30 overall and second in the conference with a 20-10 record.

That team produced three First-Team All-OVC performers,



including Carlos Vega, Trevor Ezell and Dirden.

Sawyers was hired as the sixth head coach in program history on July 29, 2016.

In his first year as an NCAA Division I head coach in 2017, Sawyers led the Redhawks to a winning season (29-26 overall, 16-14 OVC). He also picked up his first career OVC Tournament win along the way.

First-Team pick Dan Holst, Second-Team selections Brian Lees, Chris Osborne, Justin Murphy and Clay Chandler, and All-Newcomer Team member Danny Wright formed a group of six All-OVC players in Sawyers' debut season as a Division I head coach.

In all, Sawyers has two decades worth of collegiate coaching experience.

Prior to arriving in Cape Girardeau, he worked two seasons as the Associate Head Coach/Offensive Coordinator at Big 12 Conference member Kansas State. There, Sawyers oversaw the hitters and catchers, while helping coordinate recruiting efforts.

Sawyers has coached in two College World Series, two NCAA Super Regionals and eight NCAA Tournaments during his coaching tenure. He has mentored 39 Major League Baseball draft picks, including two first-round selections and eight top-10 round picks.

The Wildcats ranked fourth in the Big 12 offensively with a .284 team batting average in 2016. K-State's offense registered a .400 slugging percentage and .372 on-base percentage, scored 335 runs, had 550 hits, belted 100 doubles, notched 17 triples, and finished with 30 home runs

and 300 RBI.

Sawyers coached freshman Josh Rolette who garnered Louisville Slugger Freshman All-American honors in 2016. He also helped mentor Jake Scudder who was named Big 12 Newcomer of the Year. The Wildcats had three student-athletes on the All-Big 12 Teams that season.

The 2015 and 2016 campaigns were Sawyers' second stint at K-State.

He previously served as an assistant coach for the Wildcats in 2009 and 2010. Sawyers helped lead K-State to an 80-30-1 record and the first two NCAA Regional appearances in school history over that span.

The 2009 season was a year of power for the Wildcats under Sawyers. The team hit 22 triples and 58 home runs, most in both categories since 1997. The offense shined when it came to stolen bases as the 149 steals were second-most in the nation and just two shy of breaking the Big 12 record. Overall, the team finished among Big 12 leaders in on-base percentage (2nd, .399), runs scored (2nd, 458), hits (2nd, 675), RBI (2nd, 420), doubles (3rd, 123), and fewest strikeouts (4th, 393).

Six Wildcats claimed All-Big 12 honors in 2009, including outfielder Nick Martini, who also garnered Louisville Slugger Freshman All America honors, and Justin Bloxom and Carter Jurica, who finished fourth and eighth, respectively, in the Big 12 in batting average.

The 2010 squad matched the success of 2009 by also reaching the NCAA postseason, and the offense topped the previous season totals in

batting average (.323 in 2010; .317 in 2009), runs per game (7.6 vs. 7.4) and OBP (.426 vs. .399).

Before K-State, Sawyers spent four seasons as Associate Head Coach at Texas A&M (2011-14). Those four seasons at Texas A&M represented the end of Sawyers' five-year stint with the Aggies after he spent 2008 as a volunteer assistant coach.

In each of those five seasons, Sawyers helped Texas A&M reach an NCAA Regional while also winning a pair of Big 12 championships. In addition, he coached standouts Tyler Naquin - 2011 Big 12 Player of the Year, All-American and a first round pick by the Cleveland Indians in 2012 - and Krey Bratson, a 2011 Freshman All-American.

Before his appointment at Texas A&M in 2008, Sawyers worked with current Aggie head coach Rob Childress as an assistant coach and recruiting coordinator at Nebraska from 2003-07.

While in Lincoln, he helped the Huskers earn four trips

to the NCAA Tournament, including an appearance at the 2005 College World Series. Sawyers, who lettered two years at Nebraska, worked with 12 Huskers who were selected in the MLB Draft, including Alex Gordon, a two-time Big 12 Player of the Year. In 2005, Gordon won five National Player of the Year awards before being taken as the second overall pick by the Kansas City Royals.

Sawyers took on all hitting coach responsibilities at Nebraska beginning with the 2006 season when the team hit .310 - its best mark in four years - and ranked in the top three of the Big 12 in home runs, stolen bases, on-base percentage and slugging percentage.

Sawyers served as the academic coordinator and worked with the catchers during his time at Nebraska, as well. He also had a hand in the Huskers recruiting their then-highest-rated class in school history, as the 2004 recruiting class was ranked 16th nationally by





SOUTHEAST MISSOURI BASEBALL NOTES // AUSTIN PEAY SERIES

Collegiate Baseball.

After working as the volunteer assistant at Nebraska in 2000, Sawyers worked the 2001 and 2002 seasons as head coach at Hutchinson Community College, compiling an 87-30 record and two postseason berths. In 2001, the Dragons went 40-16 and won the Jayhawk West Sub-Regional, while the 2002 squad set a school record with 47 wins and was ranked as high

as seventh by the NJCAA.

Sawyers' coaching career began at Northwestern (La.) State in 1999 as a volunteer assistant coach, helping the Demons finish second in the Southland Conference.

He first played collegiately at Point Loma (Calif.) Nazarene College in 1994. Following a year off, he played at Mendocino (Calif.) Junior College in 1996 before finishing up his playing

career at Nebraska.

A native of Willits, California, Sawyers received his bachelor (1998) and master's (2000) degrees from Nebraska. He is married to the former Dena Lindeblad and the couple have two sons, Andrew James (A.J.) and Alex.



Sawyers' Year-by-Year Records

Year	School	Assignment	Record	Conf./Finish	Postseason
1999	Northwestern State	Volunteer Assistant	38-21	18-9/2nd	
2000	Nebraska	Volunteer Assistant	51-17	21-9/2nd	NCAA Super Regional
2001	Hutchinson CC	Head Coach	40-16	-	Sub-Regional
2002	Hutchinson CC	Head Coach	47-11	-	Sub-Regional
2003	Nebraska	Assistant Coach	47-18	20-7/1st	NCAA Regional
2004	Nebraska	Assistant Coach	36-23	11-16/8th	-
2005	Nebraska	Assistant Coach	57-15	19-8/1st	NCAA College World Series
2006	Nebraska	Assistant Coach	42-17	17-10/3rd	NCAA Regional
2007	Nebraska	Assistant Coach	32-27	14-13/4th	NCAA Regional
2008	Texas A&M	Volunteer Assistant	46-19	19-8/1st	NCAA Super Regional
2009	Kansas State	Assistant Coach	43-18-1	14-11-1/4th	NCAA Regional
2010	Kansas State	Assistant Coach	37-22	14-12/3rd	NCAA Regional
2011	Texas A&M	Assoc. Head Coach	47-22	19-8/t1st	NCAA College World Series
2012	Texas A&M	Assoc. Head Coach	43-18	16-8/2nd	NCAA Regional
2013	Texas A&M	Assoc. Head Coach	34-29	13-16/6th	NCAA Regional
2014	Texas A&M	Assoc. Head Coach	36-26	14-16/5th	NCAA Regional
2015	Kansas State	Assoc. Head Coach	27-30	10-14/6th	-
2016	Kansas State	Assoc. Head Coach	26-31	8-16/8th	-
2017	Southeast Missouri	Head Coach	29-26	16-14/5th	OVC Tournament
2018	Southeast Missouri	Head Coach	27-30	20-10/2nd	OVC Tournament
2019	Southeast Missouri	Head Coach	23-32	10-20/10th	-
2020*	Southeast Missouri	Head Coach	9-8	2-1	-
2021	Southeast Missouri	Head Coach	8-7	2-1	-

* - Season ended due to COVID-19 pandemic

Overall Record as a Head Coach: 183-130 (6 years)

Record at Southeast Missouri, 96-103, 50-46 Ohio Valley Conference (5th year)

Record at Hutchinson CC, 87-27 (2 years)

Record as a college associate head coach, 213-156

Record as a college assistant coach, 294-140-1

Record as a volunteer assistant coach, 135-57

■ The Sawyers File

Experience:

21st Year (Fifth at SEMO)

Hometown:

Willits, Calif.

Birthdate:

May 24, 1975

Alma Mater:

Nebraska, 1998

Education:

B.A. History (Nebraska)
M.S. Education (Nebraska)

Date Hired:

July 29, 2016

Family:

Wife - Dena
Children - A.J., Alex

Playing Experience:

Point Loma Nazarene, 1994
Mendocino College, 1996
Nebraska, 1997-98

Coaching Experience:

Northwestern State, Volunteer Asst., 1999
Nebraska, Volunteer Asst., 2000
Hutchinson CC, Head Coach, 2001-02
Nebraska, Assistant Coach, 2003-07
Texas A&M, Volunteer Asst., 2008
Kansas State, Assistant Coach, 2009-10
Texas A&M, Assoc. Head Coach, 2011-14
Kansas State, Assoc. Head Coach, 2015-16
Southeast Missouri, Head Coach, 2017-pr.



2021 Statistics

Record: 8-7 Home: 3-1 Away: 5-6 OVC: 2-1

Player	avg	gp-gs	ab	r	h	2b	3b	hr	rbi	tb	slg%	bb	hp	so	gdp	ob%	sf	sh	sb-att	po	a	e	fld%
9 WILBER, Tyler	.404	15-15	52	12	21	1	0	2	12	28	.538	8	2	13	2	.484	2	1	2-2	15	31	4	.920
12 KECK, Andrew	.298	15-15	57	10	17	2	0	2	7	25	.439	6	0	9	1	.365	0	0	9-10	66	2	2	.971
13 STAUSS, Wade	.282	11-10	39	7	11	1	0	3	9	21	.538	3	4	17	0	.383	1	0	0-0	81	10	0	1.000
22 BLAZEVIC, Austin	.250	15-15	56	8	14	1	1	1	8	20	.357	3	1	10	1	.295	1	1	0-0	113	8	0	1.000
10 ANDREWS, Lincoln	.209	14-13	43	2	9	1	0	1	8	13	.302	2	0	15	0	.244	0	0	0-0	0	0	0	.000
16 LEEPER, Peyton	.204	15-15	49	15	10	1	3	0	4	17	.347	14	1	12	0	.391	0	2	2-2	9	23	4	.889
19 WRIGHT, Danny	.186	14-12	43	10	8	0	0	0	6	8	.186	6	1	12	0	.288	2	1	4-5	29	2	0	1.000
8 STAUSS, Ty	.182	14-13	44	3	8	1	0	0	3	9	.205	4	1	12	1	.260	1	2	2-2	17	0	0	1.000
2 BASLER, Connor	.159	15-15	44	2	7	2	0	0	6	9	.205	6	0	8	0	.260	0	4	5-5	21	35	0	1.000
1 MASON, Jevon	.154	7-5	13	2	2	0	0	0	1	2	.154	5	1	7	0	.421	0	0	2-3	6	0	0	1.000
5 JACOBSEN, Noah	.000	8-3	10	0	0	0	0	0	1	0	.000	0	1	6	0	.091	0	0	0-1	3	0	0	1.000

4 ZIVIC, Braxton	.222	4-3	9	1	2	0	0	0	0	2	.222	0	0	3	0	.222	0	0	1-1	6	0	0	1.000
23 GRABER, Brett	.222	5-1	9	0	2	0	0	0	0	2	.222	0	0	5	0	.222	0	0	0-1	4	0	0	1.000
Totals	.237	15	468	72	111	10	4	9	65	156	.333	57	12	129	5	.331	7	11	27-32	376	128	11	.979
Opponents	.290	15	503	84	146	34	2	15	76	229	.455	51	12	135	5	.365	7	8	16-18	386	156	13	.977

LOB - Team (97), Opp (121). DPs turned - Team (7), Opp (10). IBB - Team (0), Opp (1). Picked off - WILBER, T. 1, GRABER, B. 1, BASLER, C. 1, STAUSS, T. 1, LEEPER, P. 1.

(All games Sorted by Earned run avg)

Player	era	w-l	app	gs	cg	sho	sv	ip	h	r	er	bb	so	2b	3b	hr	b/avg	wp	hp	bks	sfa	sha
7 MILLER, Kyle	2.87	2-1	5	2	0	0/0	1	15.2	18	6	5	4	16	6	0	1	.286	2	1	0	2	0
25 DODD, Dylan	3.00	1-1	4	4	0	0/0	0	24.0	21	10	8	5	36	7	1	3	.223	1	3	0	0	0
18 NIZNIK, Noah	3.47	1-1	4	4	1	0/0	0	23.1	25	11	9	7	17	3	1	3	.269	2	2	0	1	0

24 RAUSCH, Fischer	0.00	0-0	3	0	0	0/0	0	5.0	1	0	0	1	9	0	0	0	.059	3	1	0	0	0
38 MALENFANT, Hayden	0.00	0-0	1	0	0	0/0	0	1.0	0	0	0	1	1	0	0	0	.000	0	0	0	0	0
31 CISNEROS, Blake	4.50	2-1	7	0	0	0/0	1	6.0	3	3	3	4	8	0	0	0	.188	2	1	0	0	4
44 PEREGO, Matt	4.50	0-0	3	0	0	0/0	0	4.0	7	2	2	2	2	2	0	0	.389	2	0	0	0	0
32 O'DONNELL, Connery	6.75	0-0	2	0	0	0/0	0	2.2	2	3	2	4	1	1	0	0	.250	1	0	0	1	1
37 RALLS, Hunter	7.00	1-0	6	1	0	0/0	1	9.0	13	8	7	3	11	4	0	2	.325	1	2	0	0	0
27 WILLIAMS, Austin	8.71	0-1	6	1	0	0/0	1	10.1	14	10	10	4	10	3	0	2	.318	1	0	0	0	1
26 WILMA, Collin	9.00	0-0	1	0	0	0/0	0	1.0	1	1	1	1	1	0	0	0	.333	0	0	0	1	0
33 GROSSIUS, Bryce	9.22	1-0	6	0	0	0/0	0	13.2	21	15	14	7	16	4	0	3	.362	4	1	1	2	2
15 KARALL, Joseph	10.80	0-0	3	0	0	0/0	0	1.2	4	2	2	2	1	1	0	0	.444	1	1	0	0	0
36 KOSSINA, Joey	13.50	0-1	3	1	0	0/0	0	4.0	8	6	6	2	3	1	0	0	.421	1	0	0	0	0
20 VOGT, Ryan	15.75	0-1	3	2	0	0/0	0	4.0	8	7	7	4	3	2	0	1	.444	3	0	0	0	0
Totals	5.46	8-7	15	15	1	0/0	4	125.1	146	84	76	51	135	34	2	15	.290	24	12	1	7	8
Opponents	4.69	7-8	15	15	1	0/0	2	128.2	111	72	67	57	129	10	4	9	.237	14	12	1	7	11

PB - Team (5), STAUSS, W. 3, KECK, A. 2, Opp (2). Pickoffs - Team (1), RALLS, H. 1, Opp (5). SBA/ATT - STAUSS, W. (8-10), KECK, A. (8-8), GROSSIUS, B. (3-4), DODD, D. (3-3), VOGT, R. (3-3), O'DONNELL, C (2-2), NIZNIK, N. (1-2), PEREGO, M. (1-1), MALENFANT, H (1-1), WILLIAMS, A. (1-1), KOSSINA, J. (1-1).


2020 Final OVC Statistics

Record: 2-1 Home: 0-0 Away: 2-1 OVC: 2-1

Player	avg	gp-gs	ab	r	h	2b	3b	hr	rbi	tb	slg%	bb	hp	so	gdp	ob%	sf	sh	sb-att	po	a	e	fld%
9 WILBER, Tyler	.647	3-3	17	8	11	2	0	1	8	16	.941	1	1	0	0	.684	0	0	1-1	5	4	1	.900
23 DIRDEN, Justin	.467	3-3	15	5	7	1	1	2	8	16	1.067	2	1	2	0	.526	1	0	1-1	6	3	0	1.000
12 KECK, Andrew	.333	3-3	15	5	5	1	0	0	5	6	.400	2	1	2	0	.444	0	0	2-2	6	1	0	1.000
22 BLAZEVIC, Austin	.333	3-3	15	4	5	1	0	0	3	6	.400	2	1	2	0	.444	0	0	1-1	31	2	0	1.000

16 LEEPER, Peyton	.500	2-0	2	3	1	0	0	0	0	1	.500	1	0	0	0	.667	0	0	0-0	0	1	0	1.000
10 ANDREWS, Lincoln	.500	2-0	2	1	1	0	1	0	0	3	1.500	1	0	0	0	.667	0	0	0-0	0	0	0	.000
1 HAHN, Landon	.462	3-3	13	4	6	1	0	0	5	7	.538	2	1	2	0	.563	0	0	0-2	1	14	1	.938
2 BASLER, Connor	.455	3-3	11	4	5	0	0	0	4	5	.455	4	1	2	0	.625	0	0	0-0	3	1	0	1.000
13 STAUSS, Wade	.455	3-3	11	5	5	2	0	0	3	7	.636	4	0	3	0	.600	0	0	0-1	14	2	1	.941
19 WRIGHT, Danny	.417	3-3	12	5	5	0	1	0	7	7	.583	3	2	3	0	.588	0	0	1-1	3	0	0	1.000
4 FEUERSTAKE, Caleb	.357	3-3	14	7	5	1	1	1	5	11	.786	1	0	3	0	.375	1	0	2-2	9	0	0	1.000
Totals	.441	3	127	51	56	9	4	4	48	85	.669	23	8	19	0	.544	2	0	8-11	80	35	3	.975
Opponents	.336	3	116	24	39	7	0	5	24	61	.526	9	3	23	0	.392	2	0	0-0	81	40	4	.968

LOB - Team (28), Opp (26). DPs turned - Team (0), Opp (3). Picked off - DIRDEN, J. 2, KECK, A. 1.

(OVC games only Sorted by Earned run avg)

Player	era	w-l	app	gs	cg	sho	sv	ip	h	r	er	bb	so	2b	3b	hr	b/avg	wp	hp	bks	sfa	sha
18 NIZNIK, Noah	1.50	1-0	1	1	0	0/0	0	6.0	5	1	1	0	6	1	0	1	.217	0	0	0	0	0
25 DODD, Dylan	6.00	1-0	1	1	0	0/0	0	6.0	6	4	4	2	7	1	0	0	.240	1	1	0	0	0
26 WILMA, Collin	21.00	0-0	1	1	0	0/0	0	3.0	9	7	7	0	4	2	0	2	.500	0	0	0	0	0

38 MALENFANT, Hayden	0.00	0-0	2	0	0	0/0	0	2.2	0	0	0	0	1	0	0	0	.000	0	0	0	0	0
37 WEBB, David	0.00	0-0	1	0	0	0/0	0	2.0	3	2	0	1	1	0	0	0	.333	0	0	0	0	0
35 COX, Braden	0.00	0-0	1	0	0	0/0	0	1.0	0	0	0	1	0	0	0	0	.000	0	0	0	0	0
28 NEEDHAM, Dylan	0.00	0-0	1	0	0	0/0	0	1.0	1	0	0	0	0	0	0	0	.250	0	1	0	0	0
36 MCNEELY, Bryan	0.00	0-0	1	0	0	0/0	0	0.0	1	0	0	0	0	0	0	0	1.000	0	0	0	0	0
31 CISNEROS, Blake	4.50	0-0	1	0	0	0/0	0	2.0	3	1	1	3	2	1	0	0	.429	0	0	0	0	0
33 GROSSIUS, Bryce	13.50	0-0	1	0	0	0/0	0	1.1	4	2	2	1	1	0	0	1	.571	0	0	0	0	0
21 HOJNACKI, Michael	27.00	0-0	1	0	0	0/0	0	1.0	3	3	3	1	1	1	0	1	.600	1	0	0	1	0
14 MEYN, Keegan	54.00	0-1	1	0	0	0/0	0	0.2	4	4	4	0	0	1	0	0	.800	0	1	0	1	0
Totals	7.43	2-1	3	3	0	0/0	0	26.2	39	24	22	9	23	7	0	5	.336	2	3	0	2	0
Opponents	15.33	1-2	3	3	0	0/0	0	27.0	56	51	46	23	19	9	4	4	.441	2	8	0	2	0

PB - Team (1), KECK, A. 1. Pickoffs - Team (0), Opp (3).


2021 Results

Date	Opponent	Score	Inns	Overall	OVC	Pitcher of record	Attend	Time
02-19-21	at South Alabama	w 4-2	9	1-0-0	0-0-0	DODD, D. (W 1-0)	665	2:55
02-20-21	at South Alabama	L 5-6	9	1-1-0	0-0-0	CISNEROS, B. (L 0-1)	751	3:35
02-21-21	at South Alabama	w 8-6	(10)	2-1-0	0-0-0	CISNEROS, B. (W 1-0)	785	3:40
02-25-21	at #2 Arkansas	L 5-6	(10)	2-2-0	0-0-0	MILLER, K. (L 0-1)	4218	3:22
02-26-21	at #2 Arkansas	L 3-7	9	2-3-0	0-0-0	NIZNIK, N. (L 0-1)	4218	2:41
02-27-21	at #2 Arkansas	L 3-9	9	2-4-0	0-0-0	VOGT, R. (L 0-1)	4218	3:15
02-28-21	at #2 Arkansas	L 4-11	5	2-5-0	0-0-0	WILLIAMS, A. (L 0-1)	4218	2:57
03-05-21	ILLINOIS STATE	w 4-3	(10)	3-5-0	0-0-0	CISNEROS, B. (W 2-1)	225	3:28
03-06-21	ILLINOIS STATE-1	w 5-1	7	4-5-0	0-0-0	NIZNIK, N. (W 1-1)	467	1:55
03-06-21	ILLINOIS STATE-2	L 1-13	7	4-6-0	0-0-0	KOSSINA, J. (L 0-1)	622	2:10
03-07-21	ILLINOIS STATE	w 8-1	9	5-6-0	0-0-0	MILLER, K. (W 1-1)	244	2:13
*03-12-21	at SIUE	L 2-6	9	5-7-0	0-1-0	DODD, D. (L 1-1)	50	2:26
*03-13-21	at SIUE-1	w 6-3	(10)	6-7-0	1-1-0	RALLS, H. (W 1-0)	-	3:21
*03-13-21	at SIUE-2	w 6-4	9	7-7-0	2-1-0	MILLER, K. (W 2-1)	50	2:24
03-16-21	at Saint Louis	w 8-6	9	8-7-0	2-1-0	GROSSIUS, B. (W 1-0)	85	3:31

() extra inning game



2021 Season/Career Statistics

Record: 8-7 Home: 3-1 Away: 5-6 OVC: 2-1

Player	SEASON													CAREER													
	Avg	G-GS	AB	R	H	2B	3B	HR	RBI	BB	Hbp	SO	Sb-Att	Avg	G-GS	AB	R	H	2B	3B	HR	RBI	BB	Hbp	SO	Sb-Att	
9 WILBER, Tyler	.404	15-15	52	12	21	1	0	2	12	8	2	13	2-2	.391	87-87	330	81	129	29	4	7	64	56	9	45	6-10	
12 KECK, Andrew	.298	15-15	57	10	17	2	0	2	7	6	0	9	9-10	.300	79-76	280	43	84	16	1	6	51	29	2	60	26-31	
13 STAUSS, Wade	.282	11-10	39	7	11	1	0	3	9	3	4	17	0-0	.230	87-78	270	46	62	14	1	14	53	46	17	108	2-5	
22 BLAZEVIC, Austin	.250	15-15	56	8	14	1	1	1	8	3	1	10	0-0	.270	66-65	248	38	67	9	2	4	45	18	7	38	6-9	
10 ANDREWS, Lincoln	.209	14-13	43	2	9	1	0	1	8	2	0	15	0-0	.167	25-20	72	5	12	1	1	1	8	4	1	27	0-0	
16 LEEPER, Peyton	.204	15-15	49	15	10	1	3	0	4	14	1	12	2-2	.158	27-23	76	18	12	1	3	0	4	19	2	23	2-3	
19 WRIGHT, Danny	.186	14-12	43	10	8	0	0	0	6	6	1	12	4-5	.299	184-176	689	132	206	29	6	10	111	85	31	146	38-49	
8 STAUSS, Ty	.182	14-13	44	3	8	1	0	0	3	4	1	12	2-2	.182	14-13	44	3	8	1	0	0	3	4	1	12	2-2	
2 BASLER, Connor	.159	15-15	44	2	7	2	0	0	6	6	0	8	5-5	.239	193-188	653	122	156	28	3	0	67	83	25	133	47-57	
1 MASON, Jevon	.154	7-5	13	2	2	0	0	0	1	5	1	7	2-3	.154	7-5	13	2	2	0	0	0	1	5	1	7	2-3	
5 JACOBSEN, Noah	.000	8-3	10	0	0	0	0	0	1	0	1	6	0-1	.000	8-3	10	0	0	0	0	0	1	0	1	6	0-1	
23 GRABER, Brett	.222	5-1	9	0	2	0	0	0	0	0	0	5	0-1	.222	5-1	9	0	2	0	0	0	0	0	0	5	0-1	
4 ZIVIC, Braxton	.222	4-3	9	1	2	0	0	0	0	0	0	3	1-1	.222	4-3	9	1	2	0	0	0	0	0	0	3	1-1	
Totals	.237	15-15	468	72	111	10	4	9	65	57	12	129	27-32														
Opponents	.290	15-15	503	84	146	34	2	15	76	51	12	135	16-18														

(All games Sorted by Earned run avg)

Player	SEASON													CAREER												
	ERA	W-L	App	GS	CG	Sho	Sv	IP	H	R	ER	BB	SO	ERA	W-L	App	GS	CG	Sho	Sv	IP	H	R	ER	BB	SO
7 MILLER, Kyle	2.87	2-1	5	2	0	0	1	15.2	18	6	5	4	16	2.87	2-1	5	2	0	0	1	15.2	18	6	5	4	16
25 DODD, Dylan	3.00	1-1	4	4	0	0	0	24.0	21	10	8	5	36	4.48	7-7	22	22	1	1	0	126.2	124	67	63	34	149
18 NIZNIK, Noah	3.47	1-1	4	4	1	0	0	23.1	25	11	9	7	17	3.57	7-5	21	21	3	1	0	108.1	105	49	43	30	81
24 RAUSCH, Fischer	0.00	0-0	3	0	0	0	0	5.0	1	0	0	1	9	0.00	0-0	3	0	0	0	0	5.0	1	0	0	1	9
38 MALENFANT, Hayden	0.00	0-0	1	0	0	0	0	1.0	0	0	0	1	1	4.66	0-1	6	0	0	0	0	9.2	9	5	5	3	5
31 CISNEROS, Blake	4.50	2-1	7	0	0	0	1	6.0	3	3	3	4	8	5.89	3-5	35	2	0	0	1	44.1	51	34	29	21	39
44 PEREGO, Matt	4.50	0-0	3	0	0	0	0	4.0	7	2	2	2	2	4.50	0-0	3	0	0	0	0	4.0	7	2	2	2	2
32 O'DONNELL, Connery	6.75	0-0	2	0	0	0	0	2.2	2	3	2	4	1	6.75	0-0	2	0	0	0	0	2.2	2	3	2	4	1
37 RALLS, Hunter	7.00	1-0	6	1	0	0	1	9.0	13	8	7	3	11	7.00	1-0	6	1	0	0	1	9.0	13	8	7	3	11
27 WILLIAMS, Austin	8.71	0-1	6	1	0	0	1	10.1	14	10	10	4	10	8.71	0-1	6	1	0	0	1	10.1	14	10	10	4	10
26 WILMA, Collin	9.00	0-0	1	0	0	0	0	1.0	1	1	1	1	1	7.45	1-0	5	3	0	0	0	19.1	24	16	16	6	20
33 GROSSIUS, Bryce	9.22	1-0	6	0	0	0	0	13.2	21	15	14	7	16	9.22	1-0	6	0	0	0	0	13.2	21	15	14	7	16
15 KARALL, Joseph	10.80	0-0	3	0	0	0	0	1.2	4	2	2	2	1	10.80	0-0	3	0	0	0	0	1.2	4	2	2	2	1
36 KOSSINA, Joey	13.50	0-1	3	1	0	0	0	4.0	8	6	6	2	3	13.50	0-1	3	1	0	0	0	4.0	8	6	6	2	3
20 VOGT, Ryan	15.75	0-1	3	2	0	0	0	4.0	8	7	7	4	3	15.75	0-1	3	2	0	0	0	4.0	8	7	7	4	3
Totals	5.46	8-7	15	15	1	0	4	125.1	146	84	76	51	135													
Opponents	4.69	7-8	15	15	1	0	2	128.2	111	72	67	57	129													

**Multiple-Hit Games**

Player	2	3	4	5+	Total
Tyler Wilber	4	2	-	-	6
Austin Blazeovic	4	-	-	-	4
Andrew Keck	2	1	-	-	3
Wade Stauss	3	-	-	-	3
Connor Basler	2	-	-	-	2
Lincoln Andrews	2	-	-	-	2
Ty Stauss	2	-	-	-	2
Danny Wright	-	1	-	-	1
Peyton Leeper	1	-	-	-	1

Multiple-RBI Games

Player	2	3	4	5+	Total
Wade Stauss	1	1	1	-	3
Austin Blazeovic	-	2	-	-	2
Tyler Wilber	1	-	1	-	2
Danny Wright	-	1	-	-	1
Ty Stauss	1	-	-	-	1
Lincoln Andrews	1	-	-	-	1
Connor Basler	1	-	-	-	1
Andrew Keck	1	-	-	-	1

Inning-by-Inning Summary

Inning	SEMO	Opp.
First	10	12
Second	2	10
Third	12	10
Fourth	10	12
Fifth	5	7
Sixth	5	12
Seventh	5	6
Eighth	5	3
Ninth	4	5
Extra Innings	6	1
Total	64	78

Inning-by-Inning Summary (OVC Games)

Inning	SEMO	Opp.
First	4	1
Second	1	2
Third	1	1
Fourth	2	0
Fifth	0	1
Sixth	2	5
Seventh	0	2
Eighth	1	0
Ninth	0	1
Extra Innings	3	0
Total	14	13

Current Hitting Streaks

Player	Games	Started
Andrew Keck	4	3/12
Tyler Wilber	3	3/13

Current Reached Base Streaks

Player	Games	Started
Tyler Wilber	8	3/5
Wade Stauss	7	3/6
Danny Wright	6	3/5

Career Multiple-Hit Games

Player	2	3	4	5+	Total
Danny Wright	31	25	-	-	56
Tyler Wilber	28	10	4	-	42
Connor Basler	28	3	3	-	34
Andrew Keck	20	3	2	-	25
Austin Blazeovic	19	1	-	-	20
Wade Stauss	12	1	1	-	14
Lincoln Andrews	2	-	-	-	2
Ty Stauss	2	-	-	-	2
Peyton Leeper	1	-	-	-	1

Career Multiple-RBI Games

Player	2	3	4	5+	Total
Danny Wright	13	5	2	3	23
Wade Stauss	13	2	1	1	17
Andrew Keck	12	4	-	-	16
Tyler Wilber	7	2	1	2	12
Connor Basler	6	3	2	-	11
Austin Blazeovic	3	7	1	-	11
Lincoln Andrews	1	-	-	-	1
Ty Stauss	1	-	-	-	1

00 Jeb Callaghan

2021 Season/Career-Highs

Innings Pitched.....	-
Fewest Hits.....	-
Most Hits.....	-
Fewest Runs.....	-
Most Runs.....	-
Fewest Walks.....	-
Strikeouts.....	-

1 Jevon Mason

2021 Season/Career-Highs

At-Bats.....	4, at Arkansas (2/27/21)
Runs.....	2, at Arkansas (2/28/21)
Hits.....	1, 2x, last vs. Illinois State (3/5/21)
Doubles.....	-
Triples.....	-
Home Runs.....	-
RBI.....	1, vs. Illinois State (3/5/21)
Stolen Bases.....	2, at Arkansas (2/28/21)

2 Connor Basler

2021 Season-Highs

At-Bats.....	5, vs. Illinois State (3/5)
Runs.....	1, 2x, last at Saint Louis (3/16)
Hits.....	2, 2x, last vs. Illinois State (3/7)
Doubles.....	1, 2x, last at Saint Louis (3/16)
Triples.....	-
Home Runs.....	-
RBI.....	2, vs. Illinois State (3/7)
Stolen Bases.....	2, at South Alabama (2/21)

Career-Highs

At-Bats.....	6, 2x, last vs. Eastern Kentucky (5/10/19)
Runs.....	3, 3x, last vs. Purdue Fort Wayne (3/2/19)
Hits.....	4, 3x, last vs. Tennessee Tech (4/19/19)
Doubles.....	2, 2x, last at Austin Peay (3/31/18)
Triples.....	1, 3x, last at Belmont (5/3/19)
Home Runs.....	-
RBI.....	4, vs. Murray State (4/21/18)
Stolen Bases.....	2, 9x, last at South Alabama (2/21)

4 Braxton Zivic

2021 Season/Career-Highs

At-Bats.....	3, at Arkansas (2/25/21)
Runs.....	1, at Arkansas (2/27/21)
Hits.....	1, 2x, last at Arkansas (2/27/21)
Doubles.....	-
Triples.....	-
Home Runs.....	-
RBI.....	-
Stolen Bases.....	1, at Arkansas (2/27/21)

5 Noah Jacobsen

2021 Season/Career-Highs

At-Bats.....	4, at South Alabama (2/19)
Runs.....	-
Hits.....	-
Doubles.....	-
Triples.....	-
Home Runs.....	-
RBI.....	1, at South Alabama (2/19)
Stolen Bases.....	-

7 Kyle Miller

2021 Season/Career-Highs

Innings Pitched.....	6.1, at SIU Edwardsville (3/13/21)
Fewest Hits.....	1, 2x, last at South Alabama (2/20/21)
Most Hits.....	8, at SIU Edwardsville (3/13/21)
Fewest Runs.....	0, 2x, last at South Alabama (2/20/21)
Most Runs.....	4, at SIU Edwardsville (3/13/21)
Fewest Walks.....	0, 2x, last at SIU Edwardsville (3/13/21)
Strikeouts.....	7, at SIU Edwardsville (3/13/21)

8 Ty Stauss

2021 Season/Career-Highs

At-Bats.....	5, at SIU Edwardsville (3/13/21)
Runs.....	2, vs. Illinois State (3/7/21)
Hits.....	2, 2x, last vs. Illinois State (3/7/21)
Doubles.....	1, vs. Illinois State (3/7/21)
Triples.....	-
Home Runs.....	-
RBI.....	2, at Arkansas (2/28/21)
Stolen Bases.....	1, 2x, last at Saint Louis (3/16/21)

9 Tyler Wilber

2021 Season-Highs

At-Bats.....	5, at South Alabama (2/19)
Runs.....	2, 3x, last at SIU Edwardsville (3/13)
Hits.....	3, 2x, last at Saint Louis (3/16)
Doubles.....	1, vs. Illinois State (3/5)
Triples.....	-
Home Runs.....	1, 2x, last at Saint Louis (3/16)
RBI.....	4, at Saint Louis (3/16)
Stolen Bases.....	1, 2x, last at SIU Edwardsville (3/13)

Career-Highs

At-Bats.....	6, 3x, last at UT Martin (3/7/20)
Runs.....	3, 5x, last at UT Martin (3/7/20)
Hits.....	4, 4x, last at UT Martin (3/7/20)
Doubles.....	2, 3x, last vs. Ohio (2/29/20)
Triples.....	1, 4x, last vs. Northern Illinois (2/22/20)
Home Runs.....	1, 7x, last at Saint Louis (3/16/21)
RBI.....	6, at UT Martin (3/6/20)
Stolen Bases.....	1, 6x, last at SIU Edwardsville (3/13/21)

10 Lincoln Andrews

2021 Season-Highs

At-Bats.....	5, 2x, last at Arkansas (2/25)
Runs.....	1, 2x, last vs. Illinois State (3/6)
Hits.....	2, 2x, last at South Alabama (2/20)
Doubles.....	1, at South Alabama (2/20)
Triples.....	-
Home Runs.....	1, vs. Illinois State (3/6)
RBI.....	2, at South Alabama (2/19)
Stolen Bases.....	-

Career-Highs

At-Bats.....	5, 3x, last at Arkansas (2/25/21)
Runs.....	1, 5x, last vs. Illinois State (3/6/21)
Hits.....	2, 2x, last at South Alabama (2/20/21)
Doubles.....	1, at South Alabama (2/20/21)
Triples.....	1, at UT Martin (3/7/20)
Home Runs.....	1, vs. Illinois State (3/6/21)
RBI.....	2, at South Alabama (2/19/20)
Stolen Bases.....	-



SOUTHEAST MISSOURI BASEBALL NOTES // AUSTIN PEAY SERIES

11 Rance Pittman

2021 Season-Highs

Innings Pitched.....	-
Fewest Hits.....	-
Most Hits.....	-
Fewest Runs.....	-
Most Runs.....	-
Fewest Walks.....	-
Strikeouts.....	-

Career-Highs

Innings Pitched.....	2.0, at Southern Illinois (3/11/20)
Fewest Hits.....	0, vs. Ohio (2/29/20)
Most Hits.....	4, at Arkansas State (3/3/20)
Fewest Runs.....	0, 4x, last at Southern Illinois (3/11/20)
Most Runs.....	1, 2x, last at Arkansas State (3/3/20)
Fewest Walks.....	0, 5x, last at Southern Illinois (3/11/20)
Strikeouts.....	2, at Arkansas State (3/3/20)

12 Andrew Keck

2021 Season-Highs

At-Bats.....	5, 2x, last at South Alabama (2/21)
Runs.....	2, 3x, last at SIU Edwardsville (3/13)
Hits.....	3, at South Alabama (2/21)
Doubles.....	1, 2x, last at SIU Edwardsville (3/13)
Triples.....	-
Home Runs.....	1, 2x, last at Arkansas (2/27)
RBI.....	2, at South Alabama (2/21)
Stolen Bases.....	2, 3x, last at SIU Edwardsville (3/13)

Career-Highs

At-Bats.....	6, at UT Martin (3/8/20)
Runs.....	2, 8x, last at SIU Edwardsville (3/13/21)
Hits.....	4, 2x, last vs. Northern Illinois (2/22/20)
Doubles.....	2, at Belmont (5/5/19)
Triples.....	1, vs. Eastern Kentucky (5/10/19)
Home Runs.....	1, 6x, last at Arkansas (2/27/21)
RBI.....	3, 4x, last vs. Ohio (2/29/20)
Stolen Bases.....	2, 6x, last at SIU Edwardsville (3/13/21)

13 Wade Stauss

2021 Season-Highs

At-Bats.....	5, 2x, last at South Alabama (2/21)
Runs.....	2, at Saint Louis (3/16)
Hits.....	2, 3x, last at SIU Edwardsville (3/13)
Doubles.....	1, at SIU Edwardsville (3/13)
Triples.....	-
Home Runs.....	1, 3x, last vs. Illinois State (3/7)
RBI.....	4, vs. Illinois State (3/7)
Stolen Bases.....	-

Career-Highs

At-Bats.....	5, 6x, last at South Alabama (2/21/21)
Runs.....	3, vs. Purdue Fort Wayne (3/2/19)
Hits.....	4, at UT Martin (3/17/18)
Doubles.....	2, at UT Martin (3/6/20)
Triples.....	1, vs. Western Illinois (2/23/19)
Home Runs.....	1, 14x, last vs. Illinois State (3/7/21)
RBI.....	5, vs. South Dakota State (3/2/18)
Stolen Bases.....	1, 2x, last vs. Eastern Illinois (4/8/18)

14 Danny Sperling

2021 Season/Career-Highs

At-Bats.....	-
Runs.....	-
Hits.....	-
Doubles.....	-
Triples.....	-
Home Runs.....	-
RBI.....	-
Stolen Bases.....	-

15 Joseph Karall

2021 Season/Career-Highs

Innings Pitched.....	1.0, at Arkansas (2/27/21)
Fewest Hits.....	0, at Arkansas (2/26/21)
Most Hits.....	2, 2x, last vs. Illinois State (3/6/21)
Fewest Runs.....	0, 2x, last at Arkansas (2/27/21)
Most Runs.....	2, vs. Illinois State (3/6/21)
Fewest Walks.....	0, 2x, last at Arkansas (2/27/21)
Strikeouts.....	1, at Arkansas (2/27/21)

16 Peyton Leeper

2021 Season-Highs

At-Bats.....	5, 2x, last vs. Illinois State (3/5)
Runs.....	2, 4x, last at Saint Louis (3/16)
Hits.....	2, vs. Illinois State (3/5)
Doubles.....	1, vs. Illinois State (3/5)
Triples.....	1, 3x, last vs. Illinois State (3/6)
Home Runs.....	-
RBI.....	1, 3x, last vs. Illinois State (3/5)
Stolen Bases.....	1, 2x, last vs. Illinois State (3/5)

Career-Highs

At-Bats.....	5, 2x, last vs. Illinois State (3/5/21)
Runs.....	3, at UT Martin (3/7/20)
Hits.....	2, vs. Illinois State (3/5/21)
Doubles.....	1, vs. Illinois State (3/5/21)
Triples.....	1, 3x, last vs. Illinois State (3/6/21)
Home Runs.....	-
RBI.....	1, 3x, last vs. Illinois State (3/5/21)
Stolen Bases.....	1, 2x, last vs. Illinois State (3/5/21)

17 Jon Sawyers

2021 Season/Career-Highs

Innings Pitched.....	-
Fewest Hits.....	-
Most Hits.....	-
Fewest Runs.....	-
Most Runs.....	-
Fewest Walks.....	-
Strikeouts.....	-

18 Noah Niznik

2021 Season-Highs

Innings Pitched.....	7.0, vs. Illinois State (3/6)
Fewest Hits.....	3, at South Alabama (2/20)
Most Hits.....	8, 2x, last at SIU Edwardsville (3/13)
Fewest Runs.....	1, vs. Illinois State (3/6)
Most Runs.....	6, at Arkansas (2/26)
Fewest Walks.....	0, 2x, last vs. Illinois State (3/6)
Strikeouts.....	6, at Arkansas (2/26)

Career-Highs

Innings Pitched.....	7.0, 3x, last vs. Illinois State (3/6/21)
Fewest Hits.....	2, vs. Purdue Fort Wayne (3/2/19)
Most Hits.....	8, 3x, last at SIU Edwardsville (3/13/21)
Fewest Runs.....	0, 4x, last vs. Ohio (2/29/20)
Most Runs.....	7, vs. Northern Illinois (2/22/20)
Fewest Walks.....	0, 6x, last vs. Illinois State (3/6/21)
Strikeouts.....	7, 2x, last vs. UT Martin (3/10/19)

19 Danny Wright

2021 Season-Highs

At-Bats.....	5, 2x, last at South Alabama (2/20)
Runs.....	3, vs. Illinois State (3/7)
Hits.....	3, vs. Illinois State (3/7)
Doubles.....	-
Triples.....	-
Home Runs.....	-
RBI.....	3, at Arkansas (2/25)
Stolen Bases.....	1, 4x, last at Saint Louis (3/16)

Career-Highs

At-Bats.....	7, vs. Northern Illinois (2/22/20)
Runs.....	3, 3x, last vs. Illinois State (3/7/21)
Hits.....	3, 25x, last vs. Illinois State (3/7/21)
Doubles.....	2, 2x, last vs. Northern Illinois (2/23/20)
Triples.....	3, 6x, last at UT Martin (3/7/20)
Home Runs.....	1, 10x, last vs. Northern Illinois (2/22/20)
RBI.....	5, 2x, last at UT Martin (3/7/20)
Stolen Bases.....	2, 2x, last vs. Ohio (2/29/20)

20 Ryan Vogt

2021 Season/Career-Highs

Innings Pitched.....	3.0, at South Alabama (2/21/21)
Fewest Hits.....	2, at Arkansas (2/27/21)
Most Hits.....	3, 2x, last at Saint Louis (3/16/21)
Fewest Runs.....	2, 2x, last at Saint Louis (3/16/21)
Most Runs.....	3, at Arkansas (2/27/21)
Fewest Walks.....	0, at Saint Louis (3/16/21)
Strikeouts.....	2, at South Alabama (2/21/21)

21 Josh Hoffmann

2021 Season/Career-Highs

Innings Pitched.....	-
Fewest Hits.....	-
Most Hits.....	-
Fewest Runs.....	-
Most Runs.....	-
Fewest Walks.....	-
Strikeouts.....	-

22 Austin Blazeovic

2021 Season-Highs

At-Bats.....	5, 4x, last at Saint Louis (3/16)
Runs.....	2, 2x, last at South Alabama (2/21)
Hits.....	2, 4x, last at SIU Edwardsville (3/13)
Doubles.....	1, at South Alabama (2/21)
Triples.....	1, at Arkansas (2/25)
Home Runs.....	1, at Arkansas (2/28)
RBI.....	3, 2x, last at SIU Edwardsville (3/13)
Stolen Bases.....	-

Career-Highs

At-Bats.....	6, vs. Northern Illinois (2/22/20)
Runs.....	4, vs. Purdue Fort Wayne (3/2/19)
Hits.....	3, vs. Purdue Fort Wayne (2/22/20)
Doubles.....	1, 9x, last at South Alabama (2/21/21)
Triples.....	1, 2x, last at Arkansas (2/25/21)
Home Runs.....	1, 4x, last at Arkansas (2/28/21)
RBI.....	4, vs. Western Michigan (2/17/19)
Stolen Bases.....	1, 6x, last at UT Martin (3/7/20)

23 Brett Graber

2021 Season/Career-Highs

At-Bats.....	4, at Saint Louis (3/16/21)
Runs.....	-
Hits.....	1, 2x, last at SIU Edwardsville (3/13/21)
Doubles.....	-
Triples.....	-
Home Runs.....	-
RBI.....	-
Stolen Bases.....	-

24 Fischer Rausch

2021 Season/Career-Highs

Innings Pitched.....	2.0, 2x, last at SIU Edwardsville (3/12/21)
Fewest Hits.....	0, 2x, last at Saint Louis (3/16/21)
Most Hits.....	1, vs. Illinois State (3/6/21)
Fewest Runs.....	0, 3x, last at Saint Louis (3/16/21)
Most Runs.....	-
Fewest Walks.....	0, 2x, last at SIU Edwardsville (3/12/21)
Strikeouts.....	5, vs. Illinois State (3/6/21)



25 Dylan Dodd

2021 Season-Highs	
Innings Pitched.....	7.0, vs. Illinois State (3/5)
Fewest Hits.....	3, 2x, last at Arkansas (2/25)
Most Hits.....	8, vs. Illinois State (3/5)
Fewest Runs.....	1, at South Alabama (2/19)
Most Runs.....	4, at SIU Edwardsville (3/13)
Fewest Walks.....	1, 3x, last at SIU Edwardsville (3/12)
Strikeouts.....	10, 2x, last at SIU Edwardsville (3/12)

Career-Highs	
Innings Pitched.....	9.0, vs. Ohio (2/28/20)
Fewest Hits.....	2, vs. Purdue Fort Wayne (3/1/19)
Most Hits.....	8, 2x, last vs. Illinois State (3/5/21)
Fewest Runs.....	0, 2x, last vs. Ohio (2/28/20)
Most Runs.....	8, at Murray State (4/12/19)
Fewest Walks.....	0, 4x, last vs. Ohio (2/28/20)
Strikeouts.....	15, vs. Ohio (2/28/20)

26 Collin Wilma

2021 Season-Highs	
Innings Pitched.....	1, at Saint Louis (3/16)
Fewest Hits.....	1, at Saint Louis (3/16)
Most Hits.....	1, at Saint Louis (3/16)
Fewest Runs.....	1, at Saint Louis (3/16)
Most Runs.....	1, at Saint Louis (3/16)
Fewest Walks.....	1, at Saint Louis (3/16)
Strikeouts.....	1, at Saint Louis (3/16)

Career-Highs	
Innings Pitched.....	7.1, vs. Ohio (2/29/20)
Fewest Hits.....	1, at Saint Louis (3/16/21)
Most Hits.....	9, at UT Martin (3/8/20)
Fewest Runs.....	1, 2x, last at Saint Louis (3/16/21)
Most Runs.....	7, at UT Martin (3/8/20)
Fewest Walks.....	0, at UT Martin (3/8/20)
Strikeouts.....	6, vs. Northern Illinois (2/22/20)

27 Austin Williams

2021 Season/Career-Highs	
Innings Pitched.....	2.1, at Arkansas (2/25/21)
Fewest Hits.....	0, at Saint Louis (3/16/21)
Most Hits.....	4, at Arkansas (2/28/21)
Fewest Runs.....	0, 2x, last at Saint Louis (3/16/21)
Most Runs.....	3, 2x, last at Arkansas (2/28/21)
Fewest Walks.....	0, 4x, last at Saint Louis (3/16/21)
Strikeouts.....	3, at Saint Louis (3/16/21)

28 Anthony Klein

2021 Season/Career-Highs	
Innings Pitched.....	-
Fewest Hits.....	-
Most Hits.....	-
Fewest Runs.....	-
Most Runs.....	-
Fewest Walks.....	-
Strikeouts.....	-

30 Adonis Forte

2021 Season-Highs	
At-Bats.....	-
Runs.....	-
Hits.....	-
Doubles.....	-
Triples.....	-
Home Runs.....	-
RBI.....	-
Stolen Bases.....	-

31 Blake Cisneros

2021 Season-Highs	
Innings Pitched.....	2.2, at South Alabama (2/21)
Fewest Hits.....	0, 5x, last at SIU Edwardsville (3/13)
Most Hits.....	2, at South Alabama (2/21)
Fewest Runs.....	0, 4x, last at SIU Edwardsville (3/13)
Most Runs.....	1, 3x, last at SIU Edwardsville (3/13)
Fewest Walks.....	0, 3x, last at SIU Edwardsville (3/13)
Strikeouts.....	3, at South Alabama (2/21)

Career-Highs	
Innings Pitched.....	3.0, 2x, last vs. Austin Peay (3/24/19)
Fewest Hits.....	0, 12x, last at SIU Edwardsville (3/13/21)
Most Hits.....	6, vs. Purdue Fort Wayne (3/1/19)
Fewest Runs.....	0, 14x, last at SIU Edwardsville (3/13/21)
Most Runs.....	3, 4x, last vs. Northern Illinois (2/21/20)
Fewest Walks.....	0, 21x, last at SIU Edwardsville (3/13/21)
Strikeouts.....	5, vs. McKendree (4/23/19)

32 Connery O'Donnell

2021 Season/Career-Highs	
Innings Pitched.....	1.1, 2x, last at Arkansas (2/28/21)
Fewest Hits.....	0, at South Alabama (2/21/21)
Most Hits.....	2, at Arkansas (2/28/21)
Fewest Runs.....	1, at South Alabama (2/21/21)
Most Runs.....	2, at Arkansas (2/28/21)
Fewest Walks.....	1, at South Alabama (2/21)
Strikeouts.....	1, at Arkansas (2/28/21)

33 Bryce Grossius

2021 Season-Highs	
Innings Pitched.....	4.0, vs. Illinois State (3/6)
Fewest Hits.....	1, at South Alabama (2/19)
Most Hits.....	8, vs. Illinois State (3/6)
Fewest Runs.....	0, at SIU Edwardsville (3/13)
Most Runs.....	7, vs. Illinois State (3/6)
Fewest Walks.....	0, at SIU Edwardsville (3/13)
Strikeouts.....	5, at SIU Edwardsville (3/13)

Career-Highs	
Innings Pitched.....	4.0, 2x, last vs. Illinois State (3/6/21)
Fewest Hits.....	0, 10x, last at Arkansas State (3/3/20)
Most Hits.....	8, vs. Illinois State (3/6/21)
Fewest Runs.....	0, 12x, last at SIU Edwardsville (3/13/21)
Most Runs.....	7, vs. Illinois State (3/6/21)
Fewest Walks.....	0, 10x, last at SIU Edwardsville (3/13/21)
Strikeouts.....	5, at SIU Edwardsville (3/13/21)

34 Brandon McCabe

2021 Season/Career-Highs	
Innings Pitched.....	-
Fewest Hits.....	-
Most Hits.....	-
Fewest Runs.....	-
Most Runs.....	-
Fewest Walks.....	-
Strikeouts.....	-

35 Ryan Malzahn

2021 Season-Highs	
At-Bats.....	-
Runs.....	-
Hits.....	-
Doubles.....	-
Triples.....	-
Home Runs.....	-
RBI.....	-
Stolen Bases.....	-

36 Joey Kossina

2021 Season/Career-Highs	
Innings Pitched.....	3.0, at Arkansas (2/27/21)
Fewest Hits.....	2, at Arkansas (2/27/21)
Most Hits.....	5, vs. Illinois State (3/6/21)
Fewest Runs.....	0, at Arkansas (2/27/21)
Most Runs.....	4, vs. Illinois State (3/6/21)
Fewest Walks.....	0, vs. Illinois State (3/6/21)
Strikeouts.....	3, at Arkansas (2/27/21)

37 Hunter Ralls

2021 Season/Career-Highs	
Innings Pitched.....	3.0, vs. Illinois State (3/7/21)
Fewest Hits.....	0, 2x, last at Saint Louis (3/16/21)
Most Hits.....	6, at Arkansas (2/28/21)
Fewest Runs.....	0, 3x, last at Saint Louis (3/16/21)
Most Runs.....	6, at Arkansas (2/28/21)
Fewest Walks.....	0, 3x, last at Saint Louis (3/16/21)
Strikeouts.....	5, vs. Illinois State (3/7/21)

38 Hayden Malenfant

2021 Season-Highs	
Innings Pitched.....	1.0, at Saint Louis (3/16)
Fewest Hits.....	0, at Saint Louis (3/16)
Most Hits.....	-
Fewest Runs.....	0, at Saint Louis (3/16)
Most Runs.....	-
Fewest Walks.....	1, at Saint Louis (3/16)
Strikeouts.....	1, at Saint Louis (3/16)

Career-Highs	
Innings Pitched.....	2.1, at UL Monroe (2/14/20)
Fewest Hits.....	0, 3x, last at Saint Louis (3/16/21)
Most Hits.....	4, at UL Monroe (2/14/20)
Fewest Runs.....	0, 3x, last at Saint Louis (3/16/21)
Most Runs.....	2, 2x, last vs. Ohio (3/1/20)
Fewest Walks.....	0, 3x, last at UT Martin (3/8/20)
Strikeouts.....	2, at UL Monroe (2/14/20)

44 Matt Perego

2021 Season/Career-Highs	
Innings Pitched.....	1.2, at SIU Edwardsville (3/13/21)
Fewest Hits.....	0, at Saint Louis (3/16/21)
Most Hits.....	4, at Arkansas (2/27/21)
Fewest Runs.....	0, 2x, last at Saint Louis (3/16/21)
Most Runs.....	2, at Arkansas (2/27/21)
Fewest Walks.....	0, 2x, last at Saint Louis (3/16/21)
Strikeouts.....	2, at SIU Edwardsville (3/13/21)

55 Noah Stone

2021 Season/Career-Highs	
Innings Pitched.....	-
Fewest Hits.....	-
Most Hits.....	-
Fewest Runs.....	-
Most Runs.....	-
Fewest Walks.....	-
Strikeouts.....	-



Game-by-Game Starting Lineups

<u>Opponent</u>	<u>P</u>	<u>C</u>	<u>1B</u>	<u>2B</u>	<u>3B</u>	<u>SS</u>	<u>LF</u>	<u>CF</u>	<u>RF</u>	<u>DH</u>
South Alabama	Dodd	W. Stauss	Blazevic	Basler	Leeper	Wilber	Keck	Wright	Jacobsen	Andrews
South Alabama	Niznik	W. Stauss	Blazevic	Basler	Leeper	Wilber	Keck	Wright	Jacobsen	Andrews
South Alabama	Vogt	W. Stauss	Blazevic	Basler	Leeper	Wilber	T. Stauss	Wright	Keck	Andrews
Arkansas	Dodd	Keck	Blazevic	Basler	Leeper	Wilber	T. Stauss	Wright	Zivic	Andrews
Arkansas	Niznik	Keck	Blazevic	Basler	Leeper	Wilber	T. Stauss	Wright	Zivic	Andrews
Arkansas	Vogt	Keck	Blazevic	Basler	Leeper	Wilber	T. Stauss	Wright	Mason	Andrews
Arkansas	Williams	Keck	Blazevic	Basler	Leeper	Wilber	T. Stauss	Wright	Mason	Andrews
Illinois State	Dodd	W. Stauss	Blazevic	Basler	Leeper	Wilber	T. Stauss	Mason	Keck	Andrews
Illinois State	Niznik	W. Stauss	Blazevic	Basler	Leeper	Wilber	T. Stauss	Mason	Keck	Andrews
Illinois State	Kossina	Keck	Blazevic	Basler	Leeper	Wilber	T. Stauss	Graber	Zivic	Andrews
Illinois State	Miller	W. Stauss	Blazevic	Basler	Leeper	Wilber	T. Stauss	Wright	Keck	Andrews
SIU Edwardsville	Dodd	W. Stauss	Blazevic	Basler	Leeper	Wilber	T. Stauss	Wright	Keck	Mason
SIU Edwardsville	Niznik	W. Stauss	Blazevic	Basler	Leeper	Wilber	T. Stauss	Wright	Keck	Andrews
SIU Edwardsville	Miller	Keck	Blazevic	Basler	Leeper	Wilber	T. Stauss	Wright	Jacobsen	W. Stauss
Saint Louis	Ralls	W. Stauss	Blazevic	Basler	Leeper	Wilber	T. Stauss	Wright	Keck	Andrews
Austin Peay										
Austin Peay										
Southern Illinois										
Eastern Illinois										
Eastern Illinois										
Eastern Illinois										
Missouri State										
Jacksonville State										
Jacksonville State										
Jacksonville State										
Murray State										
Murray State										
Murray State										
UT Martin										
Tennessee Tech										
Tennessee Tech										
Tennessee Tech										
Missouri State										
Missouri State										
Missouri State										
Missouri State										
Austin Peay										
Belmont										
Belmont										
Belmont										
Eastern Kentucky										
Eastern Kentucky										
Eastern Kentucky										
Morehead State										
Morehead State										
Morehead State										
UT Martin										
UT Martin										
UT Martin										



Game-by-Game Hitting

Opponent	AB	R	H	RBI	2B	3B	HR	BB	IBB	SB	CS	HBP	SAC	SE	GDP	K	PO	A	E	Avg
Southeast Missouri	31	4	7	4	1	0	0	3	0	1	1	2	3	0	1	10	27	10	0	.226
South Alabama	31	2	5	2	2	0	1	2	0	1	0	0	0	1	0	13	27	10	3	.161
Southeast Missouri	36	5	10	2	1	1	0	2	0	1	0	1	1	0	1	13	24	12	2	.254
South Alabama	27	6	6	4	1	0	0	9	0	1	1	1	3	0	0	5	27	9	2	.190
Southeast Missouri	39	8	11	7	1	0	2	5	0	5	0	0	1	2	0	13	30	14	0	.264
South Alabama	30	6	8	6	1	0	1	6	0	1	0	1	4	1	1	7	30	9	2	.216
Southeast Missouri	37	5	9	4	0	1	0	3	0	2	1	1	0	0	0	10	28	7	0	.259
Arkansas	37	6	9	6	1	0	2	4	0	0	0	3	0	1	0	13	30	15	0	.224
Southeast Missouri	31	3	5	3	0	0	0	6	0	2	0	0	0	0	0	8	24	6	0	.241
Arkansas	32	7	8	7	0	1	4	0	0	1	0	3	0	0	0	7	27	12	9	.229
Southeast Missouri	33	3	6	3	0	0	1	5	0	1	0	0	0	0	0	13	24	6	1	.232
Arkansas	39	9	15	7	4	0	1	6	0	4	0	0	0	0	0	9	27	9	1	.260
Southeast Missouri	19	4	4	4	0	0	1	5	0	5	0	0	0	0	0	6	12	5	2	.230
Arkansas	25	11	12	9	6	0	3	4	0	2	0	0	0	0	0	3	15	8	0	.285
Southeast Missouri	36	4	11	4	3	0	0	5	0	1	0	3	2	0	0	10	30	14	1	.240
Illinois State	39	3	11	3	2	0	0	2	1	2	0	0	1	0	1	12	29	8	1	.285
Southeast Missouri	23	5	6	5	0	1	2	3	0	0	1	0	0	1	0	5	21	10	1	.242
Illinois State	29	1	8	1	2	0	0	0	0	0	0	0	0	0	1	4	18	6	1	.284
Southeast Missouri	24	1	4	1	0	1	0	0	0	0	0	0	0	0	1	7	21	8	2	.236
Illinois State	38	13	16	12	3	0	2	3	0	1	0	0	0	0	1	9	21	8	0	.300
Southeast Missouri	31	8	11	8	1	0	1	3	0	0	0	0	1	0	0	4	27	8	0	.244
Illinois State	34	1	8	1	1	0	1	1	0	0	0	0	0	0	0	8	24	12	1	.294
Southeast Missouri	27	2	5	2	0	0	0	4	0	1	0	0	1	2	1	10	24	6	1	.243
SIU Edwardsville	34	6	9	6	5	1	0	3	0	0	0	1	0	0	0	14	27	13	0	.291
Southeast Missouri	35	6	7	5	0	0	0	6	0	3	0	1	1	1	0	7	30	9	0	.239
SIU Edwardsville	40	3	13	3	1	0	0	5	0	1	0	0	0	1	1	13	30	13	0	.294
Southeast Missouri	32	6	8	6	2	0	1	1	0	3	2	1	0	1	0	8	27	5	1	.240
SIU Edwardsville	37	4	11	4	3	0	0	0	0	0	0	1	0	1	0	10	27	10	0	.294
Southeast Missouri	34	8	7	7	1	0	1	6	0	2	0	3	1	0	1	5	27	8	0	.237
Saint Louis	31	6	7	5	2	0	0	6	0	2	1	2	0	2	0	8	27	14	2	.290
Southeast Missouri																				
Austin Peay																				
Southeast Missouri																				
Austin Peay																				
Southeast Missouri																				
Austin Peay																				
Southeast Missouri																				
Southern Illinois																				
Southeast Missouri																				
Eastern Illinois																				
Southeast Missouri																				
Eastern Illinois																				
Southeast Missouri																				
Eastern Illinois																				
Southeast Missouri																				
Missouri State																				
Southeast Missouri																				
Jacksonville State																				
Southeast Missouri																				
Jacksonville State																				
Southeast Missouri																				
Jacksonville State																				
Southeast Missouri																				
Murray State																				
Southeast Missouri																				
Murray State																				



SOUTHEAST MISSOURI BASEBALL NOTES // AUSTIN PEAY SERIES

Game-by-Game Hitting

Opponent	AB	R	H	RBI	2B	3B	HR	BB	IBB	SB	CS	HBP	SAC	SF	GDP	K	PQ	A	E	Avg
Southeast Missouri Murray State																				
Southeast Missouri UT Martin																				
Southeast Missouri Tennessee Tech																				
Southeast Missouri Tennessee Tech																				
Southeast Missouri Tennessee Tech																				
Southeast Missouri Missouri State																				
Southeast Missouri Missouri State																				
Southeast Missouri Missouri State																				
Southeast Missouri Missouri State																				
Southeast Missouri Austin Peay																				
Southeast Missouri Belmont																				
Southeast Missouri Belmont																				
Southeast Missouri Belmont																				
Southeast Missouri Eastern Kentucky																				
Southeast Missouri Eastern Kentucky																				
Southeast Missouri Eastern Kentucky																				
Southeast Missouri Morehead State																				
Southeast Missouri Morehead State																				
Southeast Missouri Morehead State																				
Southeast Missouri UT Martin																				
Southeast Missouri UT Martin																				
Southeast Missouri UT Martin																				



Game-by-Game Pitching

Opponent	IP	H	R	ER	BB	SO	2B	3B	HR	WP	BK	HBP	DP	IBB	Score	W-L	SV	ERA
Southeast Missouri	9.0	5	2	2	2	13	2	0	1	2	0	0	0	0	4-2	1-0	1	2.00
South Alabama	9.0	7	4	4	3	10	1	0	0	2	0	2	2	0	2-4	0-1	0	4.00
Southeast Missouri	8.0	6	6	4	9	5	1	0	0	4	0	1	0	0	5-6	1-1	1	3.18
South Alabama	9.0	10	5	3	2	13	1	1	0	1	0	1	1	0	6-5	1-1	1	3.50
Southeast Missouri	10.0	8	6	6	6	7	1	0	1	4	0	1	2	0	8-6	2-1	1	4.00
South Alabama	10.0	11	8	8	5	13	1	0	2	2	0	0	0	0	6-8	1-2	1	4.82
Southeast Missouri	9.1	9	6	6	4	13	1	0	2	0	0	3	0	0	5-6	2-2	1	4.46
Arkansas	10.0	9	5	5	3	10	0	1	0	0	1	1	1	0	6-5	2-2	1	4.74
Southeast Missouri	8.0	8	7	7	0	7	0	1	4	0	0	3	0	0	3-7	2-3	1	5.08
Arkansas	9.0	5	3	2	6	8	0	0	0	2	0	0	1	0	7-3	3-2	1	4.21
Southeast Missouri	8.0	15	9	9	6	9	4	0	1	6	0	0	0	0	3-9	2-4	1	5.85
Arkansas	9.0	6	3	3	5	13	0	0	1	1	0	0	1	0	9-3	4-2	1	4.02
Southeast Missouri	4.0	12	11	9	4	3	6	0	3	0	0	0	1	0	4-11	2-5	1	6.87
Arkansas	5.0	4	4	4	5	6	0	0	1	1	0	0	1	0	11-4	5-2	1	4.28
Southeast Missouri	10.0	11	3	2	2	12	2	0	0	0	0	0	1	1	4-3	3-5	1	6.11
Illinois State	9.2	11	4	4	5	10	3	0	0	2	0	3	0	0	3-4	5-3	1	4.20
Southeast Missouri	7.0	8	1	1	0	4	2	0	0	0	0	0	1	0	5-1	4-5	1	5.65
Illinois State	6.0	6	5	5	3	5	0	1	2	0	0	0	0	0	1-5	5-4	1	4.46
Southeast Missouri	7.0	16	13	12	3	9	3	0	2	2	1	0	1	0	1-13	4-6	1	6.50
Illinois State	7.0	4	1	1	0	7	0	1	0	0	0	0	1	0	13-1	6-4	1	4.20
Southeast Missouri	9.0	8	1	1	1	8	1	0	1	0	0	0	0	0	8-1	5-6	2	5.94
Illinois State	8.0	11	8	7	3	4	1	0	1	0	0	0	0	0	1-8	6-5	1	4.52
Southeast Missouri	8.0	9	6	5	3	14	5	1	0	1	0	1	0	0	2-6	5-7	2	5.92
SIU Edwardsville	9.0	5	2	2	4	10	0	0	0	1	0	0	1	0	6-2	7-5	2	4.29
Southeast Missouri	10.0	13	3	3	5	13	1	0	0	1	0	0	1	0	6-3	6-7	2	5.62
SIU Edwardsville	10.0	7	6	6	6	7	0	0	0	1	0	1	0	0	3-6	7-6	2	4.39
Southeast Missouri	9.0	11	4	3	0	10	3	0	0	1	0	1	0	0	6-4	7-7	3	5.42
SIU Edwardsville	9.0	8	6	6	1	8	2	0	1	0	0	1	0	0	4-6	7-7	2	4.51
Southeast Missouri	9.0	7	6	6	6	8	2	0	0	3	0	2	0	0	8-6	8-7	4	5.46
Saint Louis	9.0	7	8	7	6	5	1	0	1	1	0	3	1	0	6-8	7-8	2	4.69
Southeast Missouri																		
Austin Peay																		
Southeast Missouri																		
Austin Peay																		
Southeast Missouri																		
Austin Peay																		
Southeast Missouri																		
Southern Illinois																		
Southeast Missouri																		
Eastern Illinois																		
Southeast Missouri																		
Eastern Illinois																		
Southeast Missouri																		
Eastern Illinois																		
Southeast Missouri																		
Missouri State																		
Southeast Missouri																		
Jacksonville State																		
Southeast Missouri																		
Jacksonville State																		
Southeast Missouri																		
Murray State																		
Southeast Missouri																		
Murray State																		



SOUTHEAST MISSOURI BASEBALL NOTES // AUSTIN PEAY SERIES

Game-by-Game Pitching

Opponent	IP	H	R	ER	BB	SO	2B	3B	HR	WP	BK	HBP	DP	IBB	Score	W-L	SV	ERA
Southeast Missouri Murray State																		
Southeast Missouri UT Martin																		
Southeast Missouri Tennessee Tech																		
Southeast Missouri Tennessee Tech																		
Southeast Missouri Tennessee Tech																		
Southeast Missouri Missouri State																		
Southeast Missouri Missouri State																		
Southeast Missouri Missouri State																		
Southeast Missouri Missouri State																		
Southeast Missouri Austin Peay																		
Southeast Missouri Belmont																		
Southeast Missouri Belmont																		
Southeast Missouri Belmont																		
Southeast Missouri Eastern Kentucky																		
Southeast Missouri Eastern Kentucky																		
Southeast Missouri Eastern Kentucky																		
Southeast Missouri Morehead State																		
Southeast Missouri Morehead State																		
Southeast Missouri Morehead State																		
Southeast Missouri UT Martin																		
Southeast Missouri UT Martin																		
Southeast Missouri UT Martin																		



Southeast Missouri's Record

Overall.....	8-7
At Home.....	3-1
On the Road.....	5-6
At Neutral Sites.....	0-0
Against Non-OVC Opponents.....	6-6
Against OVC Opponents.....	2-1
In Home OVC Games.....	0-0
In Away OVC Games.....	2-1
vs. Ranked Teams.....	0-4
In February.....	2-5
In March.....	6-2
In April.....	0-0
In May.....	0-0
On Mondays.....	0-0
On Tuesdays.....	1-0
On Wednesdays.....	0-0
On Thursdays.....	0-1
On Fridays.....	2-2
On Saturdays.....	3-3
On Sundays.....	2-1
In Day Games.....	8-7
In Night Games.....	0-0
In Extra Inning Games.....	3-1
When Redhawks Score First.....	5-4
When Opponents Score First.....	3-3
vs. Left-Handed Starter.....	4-2
vs. Right-Handed Starter.....	4-5
In 1-Run Games.....	1-2
In 2-Run Games.....	4-0
In 5+ Run Games.....	1-3
Shutouts.....	0-0
When Leading After Six Innings.....	5-2
When Trailing After Six Innings.....	3-4
When Tied After Six Innings.....	0-0
When Redhawks Starter Goes 6 or more Innings.....	4-0
When Redhawks Get 10 or more Hits.....	3-1
When Redhawks Outhit Opponents.....	3-1
When Redhawks Get Outhit.....	3-5
When Hits are Tied.....	2-1
When Scoring 0-2 Runs.....	0-2
When Scoring 3-5 Runs.....	3-5
When Scoring 6-9 Runs.....	5-0
When Scoring 10+ Runs.....	0-0
When Opponents Score 0-2 Runs.....	3-0
When Opponents Score 3-5 Runs.....	3-0
When Opponents Score 6-9 Runs.....	2-5
When Opponents Score 10+ Runs.....	0-2
Without Hitting a Home Run.....	3-5
When Hitting 1 Home Run.....	3-2
When Hitting 2+ Home Runs.....	2-0
Committing 0 Errors.....	5-2
Committing 1 Error.....	3-2
Committing 2+ Errors.....	0-3

Honors & Awards

Preseason All-OVC

Dylan Dodd, LHP
Tyler Wilber, SS

D1Baseball Top-100 Shortstops

Tyler Wilber, #17

OVC Player of the Week

Austin Blazeovic, 1B, Feb. 22

OVC Pitcher of the Week

Dylan Dodd, LHP, Feb. 22