



2021 SOUTHEAST MISSOURI SOFTBALL

Games
14-16



Schedule

Southeast Missouri (4-9, 2-1) at Tennessee Tech (8-7, 3-0)

Follow the Redhawks

Video.....None
Live Stats.....TTUSports.com
Twitter.....@SEMOsoftball

Dates.....March 12-13, 2021
Series Schedule....Mar. 12 - 12 p.m., CT (DH)
.....Mar. 13 - 1 p.m., CT
Location.....Cookeville, Tenn.
Facility.....Tech Softball Field
Series History.....TTU leads, 48-45
Last Meeting.....SEMO 6, TTU 5
(April 26, 2019 | Cookeville, Tenn.)

Head Coaches.....Mark Redburn (367-388 overall; 153-139 at SEMO; 64-56 OVC).
Michelle DePolo (272-200-1 overall; 18-17 at TTU).

Strategic Communications

Jeff Honza, Assistant Director of Athletics
Office Phone.....(573) 651-2933
Mobile.....(618) 528-1145
Email.....redhawk1@me.com

February (2-8)

13	at Auburn ^{SECN+}	L, 0-8 (5)
13	at Auburn ^{SECN+}	L, 1-5
14	at Auburn	L, 1-3
20	at #23 Tennessee	L, 0-7
21	at #23 Tennessee	L, 3-5
26	vs. North Dakota State !	W, 6-2
26	at #21 Arkansas !	L, 3-9
27	vs. Texas Tech !	W, 5-3
27	at #21 Arkansas !	L, 3-6
28	vs. Texas Tech !	L, 1-7

March (2-1, 2-1 OVC)

5	Austin Peay*	W, 6-5
6	Austin Peay (DH)*	L, 3-4; W 8-0 (5)
12	at Tennessee Tech (DH)*	12 p.m.
13	at Tennessee Tech*	1 p.m.
17	Missouri State ^{ESPN+}	TBA
20	at Belmont (DH)*	1 p.m.
21	at Belmont*	1 p.m.
24	at Saint Louis	3 p.m.
26	Morehead State* ^{ESPN+}	6 p.m.
27	Morehead State (DH)* ^{ESPN+}	2 p.m.

April (0-0, 0-0 OVC)

2	Eastern Illinois*	3 p.m.
3	Eastern Illinois (DH)*	12 p.m.
7	at Kansas City (DH)	TBA
10	at SIU Edwardsville*	4 p.m.
11	at SIU Edwardsville (DH)*	1 p.m.
14	Saint Louis ^{ESPN+}	3 p.m.
17	Eastern Kentucky (DH)*	12 p.m.
18	Eastern Kentucky*	12 p.m.
24	at Tennessee State (DH)*	TBA
25	at Tennessee State*	TBA
28	UT Martin (DH)* ^{ESPN+}	3 p.m.

May (0-0, 0-0 OVC)

1	Murray State (DH)* ^{ESPN+}	2 p.m.
2	Murray State* ^{ESPN+}	1 p.m.
4	at UT Martin (DH)*	3 p.m.
8	at Jacksonville State (DH)*	1 p.m.
9	at Jacksonville State*	1 p.m.
13-15	OVC Tournament (Oxford, Ala.)	TBA

Redhawks Resume OVC Play

Southeast Missouri (4-9, 2-1) continues Ohio Valley Conference action when it travels to Tennessee Tech (8-7, 3-0) for a three-game series this weekend. The Redhawks and Golden Eagles play a doubleheader at 12 p.m. Friday followed by a single game at 1 p.m., CT Saturday.

Follow the Redhawks

Live stats for all games of the Tennessee Tech series are available online at TTUSports.com. Twitter updates provided @SEMOsoftball.

Series Schedule Adjusted

The three-game series between Southeast Missouri and Tennessee Tech has been shifted to Friday and Saturday this weekend. SEMO and TTU were initially supposed to contest their series on Saturday and Sunday. The Redhawks and Golden Eagles play a doubleheader Friday (12 p.m.) and single game Saturday (1 p.m.).

Series History

Friday marks the 94th meeting between Southeast Missouri and Tennessee Tech. TTU holds a 48-45 lead in the all-time series. The Redhawks won each of the last five matchups with the Golden Eagles, sweeping TTU in 2018 (2-0) and 2019 (2-0). SEMO's other victory over TTU in that stretch was a 7-3 win at the 2018 Memphis Tiger Classic.

March 12

Friday marks exactly one year from the time a global COVID-19 pandemic brought college athletics to an abrupt halt. On Mar. 12, 2020, the NCAA canceled its men's and women's basketball tournaments and conferences across the country changed plans for games in

the months ahead. That decision affected championships in all winter and spring sports, including softball. Southeast Missouri's flight was on its descent to the Tampa International Airport for a tournament hosted by the University of South Florida the day the Redhawks learned their 2020 season was canceled.

OVC Opening Series Win

The Redhawks opened Ohio Valley Conference play with a 2-1 series win over Austin Peay (Mar. 5-6) last weekend in Cape Girardeau. Southeast Missouri won games one (6-5) and three (8-0). With its victory on Mar. 5, the Redhawks improved to 19-10 all-time in OVC openers and opened league play with a win for the eighth time in 11 seasons. SEMO did not play any conference games in 2020 due to COVID-19.

That's Four for Redburn

For the fourth time in his career as Southeast Missouri's head coach, Mark Redburn started Ohio Valley Conference play with a series win. Redburn's teams did just that in 2016 (2-1 vs. Murray State), 2018 (2-0, vs. Tennessee Tech), 2019 (2-0, vs. Tennessee State) and 2021 (2-1, vs. Austin Peay).



Southeast Missouri or **SEMO** is the preferred reference for Southeast Missouri State University athletic teams. Southeastern Missouri State is not an acceptable reference.

All times Central and Subject to Change;
Home Games in **Bold**; * - Denotes Ohio Valley Conference Game; ! - Arkansas Tournament (Fayetteville, Ark.)



About Tennessee Tech

Tennessee Tech is one of three Ohio Valley Conference teams which swept its league-opening series last weekend. TTU, under second-year Head Coach Michelle DePolo, is currently 8-7 overall and 3-0 in conference play. Golden Eagle pitching leads the OVC in opposing batting average limiting opponents to a .228 clip this season. TTU also tops the league in batters struck out looking (23). Defensively, the Golden Eagles are second in fielding percentage at .972. Sydney Love-Baker (.356), Mackenzie Fitzgerald (.321) and Nicolle Nysted (.300) are hitting .300 or better for TTU this season.

Eight-Game Hitting Streak

Right fielder Kaylee Anderson carries a team-best eight-game hitting streak into this weekend's series at Tennessee Tech. Anderson hit .556 (5-for-9) with three runs scored, a pair of home runs and three RBI during Southeast Missouri's series win over Austin Peay (Mar. 5-6). She boasted a 1.222 slugging percentage and .636 on-base percentage, as well. It is the longest hitting streak of any Redhawk since teammate Rachel Anderson hit safely in nine-straight games in 2019.

Rook Tosses Gem

Rachel Rook pitched a one-hit complete game shutout with six strikeouts in Southeast Missouri's series-clinching 8-0 win over Austin Peay (Mar. 6). Rook put together a masterful performance retiring the first eight hitters she faced. Only three Governors reached base against her. Rook no-hit APSU for 4.2 innings and retired 18 of the 21 hitters she faced. She also retired the Governors in order during four of her six innings. It was the ninth complete game and sixth shutout of Rook's career.

Tucker Homers for First Career Hit

Shortstop Alyson Tucker's first career hit was the Redhawks decisive home run in their 6-5 game one victory over Austin Peay (Mar. 5). Southeast Missouri trailed, 5-4, when Tucker hit a two-run home run to left field with one out in the bottom of the fifth inning to give the Redhawks the lead. She had a hit in all three games of SEMO's series against the Governors.

Home Run Count

Six different Redhawks have hit a home run through 13 games this year. Kaylee Anderson leads the way with four, Ashley Ellis has two and Rachel Anderson, Ashley Emert, Alyson Tucker and Austine Pauley have one apiece. K. Anderson, who is tied for fifth among Ohio Valley Conference leaders in home runs, has homered in three of her last five contests.

Milestones in Sight

Pitcher Rachel Rook is coming up on 250 career strikeouts. Rook is eight strikeouts away from that mark with her mark of 242 Ks. Rachel Anderson and Ashley Ellis are each closing in on 200 career starts. Anderson, who never missed a start in her career, has 197 and Ellis logged 194 during their Southeast Missouri tenures. Anderson (241) is also nine hits away from getting 250 and eight walks (92) away from reaching 100 in her career.

10 or More

Southeast Missouri has hit 10 home runs and is one of three Ohio Valley Conference teams with double-digit home runs this season. SEMO ranks third in the league in that category behind Eastern Illinois (22) and Eastern Kentucky (14). The Redhawks hit two home runs in three of their previous five games.

Great Feeling

When the Redhawks beat Austin Peay, 6-5, on Mar. 5, they celebrated their first Ohio Valley Conference victory in 672 days. Southeast Missouri did not get a chance to play any OVC games in 2020 when its season was shortened due to COVID-19. Prior to last weekend, Morehead State was SEMO's last conference opponent on May 3, 2019. The Redhawks swept the Eagles to claim a share of the 2019 OVC regular-season title in Cape Girardeau that night.

Anderson Breaks Three Career Records

Center fielder Rachel Anderson broke three Southeast Missouri career records at the Razorback Invitational (Feb. 26-28). Anderson established new career marks in hits (241), walks (92) and RBI (133). She surpassed Alex Ramirez (88, 2007-10) in walks, Jenny Oermann (231, 1996-99) in hits and both Renee

2021 OVC Standings (as of Mar. 11)

School	Conference				Overall			
	W	L	T	Pct.	W	L	T	Pct.
Eastern Kentucky	3	0	0	1.000	11	3	0	.786
Eastern Illinois	3	0	0	1.000	10	4	0	.714
Tennessee Tech	3	0	0	1.000	8	7	0	.533
Southeast Missouri	2	1	0	.667	4	9	0	.308
Murray State	2	1	0	.667	5	12	0	.294
Jacksonville State	2	1	0	.667	3	9	0	.250
UT Martin	1	2	0	.333	9	4	0	.692
Austin Peay	1	2	0	.333	9	4	0	.692
Belmont	1	2	0	.333	4	7	0	.364
Tennessee State	0	3	0	.000	4	7	0	.364
Morehead State	0	3	0	.000	3	7	0	.300
SIUE	0	3	0	.000	0	8	0	.000

This Weekend's Schedule

Friday, March 12

SIUE at Tennessee State* (DH), 1 p.m.
UT Martin at Jacksonville State*, 4 p.m.

Saturday, March 13

Belmont at Eastern Illinois* (DH), 1 p.m.
Eastern Kentucky at Murray State* (DH), 1 p.m.
Southeast Missouri at Tennessee Tech* (DH), 1 p.m.
SIUE at Tennessee State*, 1 p.m.
UT Martin at Jacksonville State* (DH), 1 p.m.
Morehead State at Austin Peay*, 4 p.m.

Sunday, March 14

Morehead State at Austin Peay* (DH), 1 p.m.
Belmont at Eastern Illinois*, 1 p.m.
Eastern Kentucky at Murray State*, 1 p.m.
Southeast Missouri at Tennessee Tech*, 1 p.m.



Kertz (132, 2009-12) and Michelle Summers (132, 2005-08) in RBI.

150th Win

Mark Redburn picked up his 150th career win as Southeast Missouri's head coach when the Redhawks earned their first victory of the season with a 6-2 victory over North Dakota State (Feb. 26). Redburn is 153-139 in his seventh year at SEMO. The Redhawks put together an overall record of 95-52 and 34-13 mark in Ohio Valley Conference play since the 2018 campaign. Redburn, the reigning OVC Coach of the Year, guided SEMO to its first OVC regular-season and tournament titles, and NCAA Tournament in 20 years during the 2019 campaign.

Razorback Invitational Recap

The Redhawks picked up their first wins of the season at the Razorback Invitational (Feb. 26-28). Southeast Missouri beat North Dakota State, 6-2, and Big 12 Conference foe Texas Tech, 5-3, in eight innings. SEMO went 2-3 in its only regular-season tournament of the 2021 campaign.

Andersons Go Back-to-Back

Rachel Anderson and Kaylee Anderson became the first to hit back-to-back home runs for Southeast Missouri this season. R. Anderson smacked a two-run home run and K. Anderson followed that up with a solo shot to right center in the top of the fourth inning at #24 Arkansas (Feb. 27). The back-to-back home runs gave SEMO a 3-2 lead at the time.

Team 45

The 2021 campaign is the 45th season of Southeast Missouri softball. SEMO's softball program has an all-time record of 1,124-832-3. The Redhawks are 764-709-2 all-time since moving to the NCAA Division I ranks in 1992.

Strikeout Tracker

In eight starts this season, Rachel Rook recorded 38 strikeouts, including a season-high seven at #23 Tennessee (Feb. 20). Rook currently has 242 strikeouts in her Southeast Missouri career. She ranks ninth on the school's all-time career strikeout list.

Welcome to Division I Softball

Five newcomers saw their first NCAA Division I softball action with Southeast Missouri at Auburn (Feb. 13-14) last weekend. Freshman Jillian Anderson started all three games in left field and Alyson Tucker started every game at shortstop. Katie Dreiling (2) and Kynzie Wrigley (1) combined for three starts at designated player, while freshmen Kelby Robinson and Abigail Rickermann played, as well.

First 10-Hit Game

Southeast Missouri registered 10 hits in a game for the first time this season in game two of its series at Auburn (Feb. 13). SEMO edged the Tigers, 10-9, in the hit column. Ashley Ellis and Karsy Davis paved the way with two hits each. For Davis, it was the first multiple-hit game of her career. For Ellis, it was the 38th time she finished with multiple hits in a game.

Career Record Watch

Rachel Anderson, Southeast Missouri's all-time career leader in triples (29), batting average (.422), slugging percentage (.715), on-base percentage (.510), hits (241), walks (92) and RBI (133), is looking to do more damage on the record books this year. Anderson is also second in runs scored (152) behind Michelle Summers (161, 2005-08), stolen bases (61) behind Lisa Thornton (82, 1987-90) and total bases (408) behind Summers (423).

The Chase is On

Ashley Ellis, who broke Southeast Missouri's single-season home run record with 17 bombs in 2019, is now chasing the school's all-time career home run record. Ellis currently ranks second with 36 home runs. She needs 13 more to surpass Michelle Summers (48, 2005-08) for the new mark.

OVC Preseason Favorite

Last year, Southeast Missouri was the preseason favorite in the Ohio Valley Conference, but didn't get a chance to play a conference game due to COVID-19. Now, the Redhawks are in that exact same spot going into the 2021 campaign and they are again anxious to defend their OVC regular-season and tournament crowns. SEMO was picked first in the league's 2021 Predicted Order of

Finish, tallying 228 points and 13 of the possible 24 first-place votes. The Preseason Poll is selected by OVC Head Coaches and Communications Directors. Eastern Kentucky (224 points), Jacksonville State (211 points), Murray State (167 points) and SIU Edwardsville (151 points) filled out the top five. Austin Peay (143 points), UT Martin (109 points), Tennessee Tech (97 points), Eastern Illinois (92 points), Belmont (88 points), Tennessee State (34 points) and Morehead State (32 points) rounded out the poll.

2021 Redhawks

Southeast Missouri's 2021 roster includes 24 players with three seniors, five juniors, five sophomores and 11 freshmen. All returnees redshirted in 2020 after the COVID-19 pandemic influenced the NCAA Division I Council to allow schools to provide spring-sport athletes an additional season of competition and extension on their period of eligibility. The Redhawks also bring back five position starters (Rachel Anderson, OF; Austine Pauley, INF; Ashley Ellis, INF; Kaylee Anderson, OF; Ashley Emert, INF) and two starting pitchers (Rachel Rook; Paytience Holman).

Abrupt End to 2020

The Redhawks flight was on its descent to the Tampa International Airport for a tournament hosted by the University of South Florida when Head Coach Mark Redburn's cell phone had just enough service to take a call. The call was from South Florida Head Coach Ken Eriksen who led Redburn know the tournament his team was travelling to play in was cancelled. Soon after that, came the news that the 2020 season was over after the NCAA voted to suspend play due to a global COVID-19 pandemic. SEMO was 12-5 when its season was shut down. The Redhawks won nine in a row and went 9-1 in their first 10 games. SEMO's shortened season lasted only 23 days, but the Redhawks accomplished a lot in a short amount of time. They led the Ohio Valley Conference in slugging percentage (.528), on-base percentage (.411), triples (14), stolen bases (41), fewest hits allowed (84) and fewest earned runs allowed (40). SEMO rated second in the league in batting average (.310), home runs (19), opposing batting average (.204), runs allowed (51), stolen bases per game (2.4) and triples per game (0.8). Nationally, the



Redhawks were among the top 25 in triples per game (2nd), stolen bases per game (8th), scoring (16th, 6.7), slugging percentage (21st) and on-base percentage (24th).

All-American Anderson

Southeast Missouri's first All-American in its NCAA Division I era, center fielder Rachel Anderson is returns for her fifth year in 2021. Anderson won the coveted 2019 OVC Player of the Year honor to go along with her Third-Team National Fastpitch Coaches Association (NFCA) All-America award. She is also a three-time First-Team All-OVC and NFCA All-Region selection, and claimed First-Team CoSIDA Academic All-America accolades in her phenomenal career.

Elite .400 Club

Rachel Anderson is currently one of 131 NCAA Division I softball hitters with a career batting average of .400 or better. She is hitting .421 for her college career. Anderson was hitting a team-best .480 and led the Redhawks in runs (19), hits (24), triples (5), slugging percentage (.880), on-base percentage (.541) and stolen bases (9) when play was suspended a year ago.

Ellis Bashes

Slugger Ashley Ellis, like Rachel Anderson, is also back for her fifth year. A native of Arnold, Missouri, Ellis averaged 8.5 home runs per year in her first four seasons as Southeast Missouri's first baseman. She homered eight times and ranked fourth on the team with a .347 batting average last season. Ellis led the Ohio Valley Conference in home runs during the 2020 campaign and hit two round-trippers in a game three times in her career.

Starting Streaks Intact

Rachel Anderson has never missed a start in her career. Anderson has a streak of 197 straight starts in center field. Ashley Ellis carries a streak of 177 consecutive starts into this weekend. Both Anderson (7th) and Ellis (18th, 194) rank among Southeast Missouri's career leaders in games started.

Deep Pitching

Since Mark Redburn became Southeast Missouri's head coach in 2015, his pitching has never been deeper than it is now. Junior Rachel Rook is at the forefront of this year's staff. Rook was having a tremendous season when COVID-19 hit last season. She was 4-2 with a staggering 0.70 ERA in seven appearances and six starts. Rook tossed five complete games and three shutouts, while striking out 51 and walking just seven. Her ERA led the Ohio Valley Conference and ranked seventh in the nation. Freshman Paytience Holman threw two complete games and ranked second behind Rook with 34 strikeouts and 33.2 innings in 2020. Sophomore left-hander Marisa Davis had an excellent fall and looks to get more innings this year. Davis posted a 1-0 record and 2.62 ERA in four appearances and one start. Freshmen Katie Dreiling and Amanda Hansen round out the Redhawks pitchers. Dreiling was a three-time All-State and All-Conference selection at Valley View High School, while Hansen finished her prep career at Holt High School with a record of 8-2 and 2.11 ERA.

30-Win Seasons

Southeast Missouri registered over 30 wins in each of its last two complete seasons. The Redhawks went 33-20 and finished fourth in the Ohio Valley Conference in 2018. In 2019, SEMO set a program record in wins when it went 46-18 overall and won the OVC regular-season and tournament titles. The Redhawks also made the NCAA Tournament that year. SEMO has a total of 17 seasons with 30 or more wins in its program history.

2021 Schedule

Southeast Missouri has over 50 games scheduled this upcoming 2021 season which is less than two weeks away. Nineteen of those contests will be played at the Southeast Softball Complex. SEMO, the defending Ohio Valley Conference Champion, starts the year with a three-game series at Auburn (Feb. 13-14). The Redhawks two other non-conference weekends include trips to Southeastern Conference member Tennessee (Feb. 20) and the Arkansas Tournament (Feb. 26-28), hosted by SEC affiliate Arkansas. The Redhawks will face North Dakota State (Feb. 26), Arkansas (Feb. 26, Feb. 27) and Texas Tech (Feb. 27, Feb. 28) during their time in Fayetteville. SEMO and

Tennessee both made the 2019 NCAA Tournament. The Redhawks season ended at the Oxford, Mississippi Regional and the Lady Vols were eliminated by Florida in the Gainesville Super Regional that year. A home-and-home series with Saint Louis (Mar. 24, away; Apr. 14, home), a single game with Missouri State (Mar. 17) and a doubleheader at Kansas City (Apr. 7) are SEMO's midweek matchups. This year's OVC schedule increases to 34 games. SEMO will play every conference team except its travel partner (UT Martin) in a three-game weekend series. The Redhawks and Skyhawks will play a home-and-home midweek doubleheader to complete the adjusted slate. SEMO hosts Austin Peay in its OVC opener on Mar. 6-7. Morehead State (Mar. 26-27), Eastern Illinois (Apr. 2-3), Eastern Kentucky (Apr. 17-18), UT Martin (Apr. 28) and Murray State (May 1-2) are the rest of the Redhawks home league opponents. The remainder of the Redhawks conference schedule includes trips to Tennessee Tech (Mar. 13-14), Belmont (Mar. 20-21), SIU Edwardsville (Apr. 10-11), Tennessee State (Apr. 24-25), UT Martin (May 4) and Jacksonville State (May 8-9).

This year's OVC Tournament will be held at Choccolocco Park in Oxford, Alabama. The top four teams in the conference will contend for the OVC's automatic NCAA Tournament berth over a three-day stretch from May 13-15.

On Deck

The Redhawks play host to Missouri State in their first midweek matchup of the season on Wednesday, Mar. 17. First pitch is set for 3 p.m., CT at the Southeast Softball Complex. Southeast Missouri then heads to Belmont for a three-game series on Mar. 20-21.





SOUTHEAST MISSOURI SOFTBALL NOTES // TENNESSEE TECH

Numerical

No.	Name	Pos.	Ht.	B/T	Cl.	Hometown (High School/College)
1	Jillian Anderson	OF	5-4	L/L	Fr.	Rochester, Ill. (Rochester)
2	Rachel Anderson	OF	5-3	L/R	Sr.	Edwardsville, Ill. (Edwardsville)
3	Kimmy Wallen	OF	5-7	L/R	Fr.	Park Hills, Mo. (Central)
4	Alyson Tucker	INF/P	5-5	R/R	So.	Farmington, Mo. (Farmington)
5	Kileigh Grisham	INF	5-7	R/R	Fr.	Eureka, Mo. (Eureka)
6	Marisa Davis	P	5-4	L/L	So.	Kansas City, Mo. (Lee's Summit North)
7	Karsyn Davis	C	5-11	R/R	Fr.	Harrisburg, Ill. (Harrisburg)
8	Abby Rollet	OF	5-7	L/R	Jr.	Perryville, Mo. (Notre Dame/Jefferson College)
9	Rachel Rook	P	5-11	R/R	Jr.	Republic, Mo. (Republic)
10	Ashley Emert	C/INF	5-10	R/R	Jr.	East Peoria, Ill. (East Peoria/Illinois State)
11	Danina Marton	OF	5-10	R/R	Jr.	Northridge, Calif. (Grover Cleveland)
12	Katie Dreiling	P/INF	5-9	L/R	Fr.	Jonesboro, Ark. (Valley View)
14	Kaylee Anderson	INF/P	5-7	R/R	Jr.	Warrenton, Mo. (Warrenton)
15	Austine Pauley	INF	5-6	R/R	Sr.	St. Charles, Mo. (Francis Howell North/Lindenwood)
16	Abigail Rickermann	INF	5-6	L/R	Fr.	Festus, Mo. (Festus)
17	Kelby Robinson	OF	5-6	L/R	Fr.	Wentzville, Mo. (Holt)
18	Kaylee Payne	INF/P	5-3	R/R	Fr.	Oran, Mo. (Oran)
19	Paytience Holman	P	5-8	R/R	Fr.	Mexico, Mo. (Mexico)
20	Leaha Wininger	INF	5-7	R/R	So.	Johnston City, Ill. (Johnston City)
21	Chelsy Pena	C	5-6	R/R	So.	Columbia, Ill. (Columbia)
22	Amanda Hansen	P/INF	6-0	R/R	Fr.	Wentzville, Mo. (Holt)
24	Kynzie Wrigley	INF	5-3	L/R	Fr.	Mt. Zion, Ill. (Mt. Zion)
26	Ashley Ellis	INF	5-8	R/R	Sr.	Arnold, Mo. (Fox)
27	Anna Griffin	INF	6-1	R/R	So.	Bentonville, Ark. (Bentonville West)

Numerical

No.	Name	Pos.	Ht.	B/T	Cl.	Hometown (High School/College)
1	Jillian Anderson	OF	5-4	L/L	Fr.	Rochester, Ill. (Rochester)
14	Kaylee Anderson	INF/P	5-7	R/R	Jr.	Warrenton, Mo. (Warrenton)
2	Rachel Anderson	OF	5-3	L/R	Sr.	Edwardsville, Ill. (Edwardsville)
7	Karsyn Davis	C	5-11	R/R	Fr.	Harrisburg, Ill. (Harrisburg)
6	Marisa Davis	P	5-4	L/L	So.	Kansas City, Mo. (Lee's Summit North)
12	Katie Dreiling	P/INF	5-9	L/R	Fr.	Jonesboro, Ark. (Valley View)
26	Ashley Ellis	INF	5-8	R/R	Sr.	Arnold, Mo. (Fox)
10	Ashley Emert	C/INF	5-10	R/R	Jr.	East Peoria, Ill. (East Peoria/Illinois State)
27	Anna Griffin	INF	6-1	R/R	So.	Bentonville, Ark. (Bentonville West)
5	Kileigh Grisham	INF	5-7	R/R	Fr.	Eureka, Mo. (Eureka)
22	Amanda Hansen	P/INF	6-0	R/R	Fr.	Wentzville, Mo. (Holt)
19	Paytience Holman	P	5-8	R/R	Fr.	Mexico, Mo. (Mexico)
11	Danina Marton	OF	5-10	R/R	Jr.	Northridge, Calif. (Grover Cleveland)
15	Austine Pauley	INF	5-6	R/R	Sr.	St. Charles, Mo. (Francis Howell North/Lindenwood)
18	Kaylee Payne	INF/P	5-3	R/R	Fr.	Oran, Mo. (Oran)
21	Chelsy Pena	C	5-6	R/R	So.	Columbia, Ill. (Columbia)
17	Kelby Robinson	OF	5-6	L/R	Fr.	Wentzville, Mo. (Holt)
8	Abby Rollet	OF	5-7	L/R	Jr.	Perryville, Mo. (Notre Dame/Jefferson College)
9	Rachel Rook	P	5-11	R/R	Jr.	Republic, Mo. (Republic)
16	Abigail Rickermann	INF	5-6	L/R	Fr.	Festus, Mo. (Festus)
4	Alyson Tucker	INF/P	5-5	R/R	So.	Farmington, Mo. (Farmington)
3	Kimmy Wallen	OF	5-7	L/R	Fr.	Park Hills, Mo. (Central)
20	Leaha Wininger	INF	5-7	R/R	So.	Johnston City, Ill. (Johnston City)
24	Kynzie Wrigley	INF	5-3	L/R	Fr.	Mt. Zion, Ill. (Mt. Zion)

Head Coach: Mark Redburn (Seventh Year/Missouri-St. Louis, 1993)

Assistant Coaches: Kristen Jones (Sixth Year/Augusta State, 2012); Matthew Guemmer (Second Year, Missouri, 2013)

Student Manager: Jessica Gilbert

Roster Breakdown

Total Squad Members	24
Seniors	3
Juniors	5
Sophomores	5
Freshmen	11

Pronunciation Guide


Katie Dreiling	Dry-ling
Austine Pauley	Aus-TEEN
Abby Rollet	Roll-AYE

Geographical Breakdown

Arkansas	2
Anna Griffin, Katie Dreiling	
California	1
Danina Martin	
Illinois	7
Jillian Anderson, Rachel Anderson, Karsyn Davis, Ashley Emert, Leaha Wininger, Chelsy Pena, Kynzie Wrigley	
Missouri	14
Kimmy Wallen, Alyson Tucker, Kileigh Grisham, Marisa Davis, Abby Rollet, Rachel Rook, Kaylee Anderson, Austine Pauley, Abigail Rickermann, Kelby Robinson, Kaylee Payne, Paytience Holman, Amanda Hansen, Ashley Ellis	



1
Jillian Anderson
OF / 5-4 / Fr. / L/L
Rochester, Ill.



2
Rachel Anderson
OF / 5-3 / Sr. / L/R
Edwardsville, Ill.



3
Kimmy Wallen
OF / 5-7 / Fr. / L/R
Park Hills, Mo.




4
Alyson Tucker
INF/P / 5-5 / So. / R/R
Farmington, Mo.



5
Kileigh Grisham
INF / 5-7 / Fr. / R/R
Eureka, Mo.




6
Marisa Davis
P / 5-4 / So. / L/L
Kansas City, Mo.



7
Karsyn Davis
C / 5-11 / Fr. / R/R
Harrisburg, Ill.



8
Abby Rollet
OF / 5-7 / Jr. / L/R
Perryville, Mo.



9
Rachel Rook
P / 5-11 / Jr. / R/R
Republic, Mo.




10
Ashley Emert
C/INF / 5-10 / Jr. / R/R
East Peoria, Ill.




11
Danina Marton
OF / 5-10 / Jr. / R/R
Northridge, Calif.



12
Katie Dreiling
P/INF / 5-7 / Jr. / R/R
Jonesboro, Ark.



14
Kaylee Anderson
INF/P / 5-7 / Jr. / R/R
Warrenton, Mo.



15
Austine Pauley
INF / 5-6 / Sr. / R/R
St. Charles, Mo.



16
Abigail Rickermann
INF / 5-6 / Fr. / L/R
Festus, Mo.



17
Kelby Robinson
OF / 5-6 / Fr. / L/R
Wentzville, Mo.




18
Kaylee Payne
INF/P / 5-3 / Fr. / R/R
Oran, Mo.



19
Paytience Holman
P / 5-8 / Fr. / R/R
Mexico, Mo.




20
Leaha Winger
INF / 5-7 / So. / R/R
Johnston City, Ill.




21
Chelsy Pena
C / 5-6 / So. / R/R
Columbia, Ill.




22
Amanda Hansen
P/INF / 6-0 / Fr. / R/R
Wentzville, Mo.



24
Kynzie Wrigley
INF / 5-3 / Fr. / L/R
Mt. Zion, Ill.




26
Ashley Ellis
INF / 5-8 / Sr. / R/R
Arnold, Mo.



27
Anna Griffin
INF / 6-1 / So. / R/R
Bentonville, Ark.



Mark Redburn
Head Coach
Seventh Year



Kristen Jones
Assistant Coach
Sixth Year



Matthew Guemmer
Assistant Coach
Second Year



Jessica Gilbert
Student Manager





Mark Redburn enters his seventh year at Southeast Missouri which is again ready to defend its Ohio Valley Conference regular-season and tournament crowns.

In the last two plus seasons, the Redhawks put together an overall record of 91-43 and 32-12 mark in OVC play. In over five years with Redburn at the helm, SEMO has produced one NFCA All-American, six NFCA All-Region selections, 11 All-OVC picks, one OVC Player of the Year, one OVC Tournament Most Valuable Player and two CoSIDA Academic All-Americans.

SEMO was off to a great start and had all the makings for a big 2020 campaign, but a global COVID-19 pandemic shut its season down only 17 games in.

The Redhawks won nine in

a row and posted a 9-1 record in their first 10 games of the season. SEMO finished with an overall record of 12-5 and did not get a chance to play any OVC games when play was cancelled.

Although the 2020 season lasted just 23 days (Feb. 14-Mar. 8), the Redhawks accomplished a lot in a short amount of time.

SEMO led the Ohio Valley Conference in slugging percentage (.528), on-base percentage (.411), triples (14), stolen bases (41), hits allowed (84) and earned runs allowed (40). The Redhawks also rated second in the league in batting average (.310), home runs (19), opposing batting average (.204), runs allowed (51), stolen bases per game (2.4) and triples per game (0.8).

Nationally, SEMO was among the top 25 in triples per game

(2nd), stolen bases per game (8th, 2.4), scoring (16th, 6.7), slugging percentage (21st) and on-base percentage (24th).

Individually, Rachel Anderson led the OVC in batting average (.480), slugging percentage (.880), on-base percentage (.541) and triples (5) following a season that culminated with her winning the league's coveted Player of the Year honor. Anderson, who didn't strike out all year, capped her 2020 campaign as only the sixth player in program history to claim First-Team CoSIDA Academic All-America accolades.

Pitcher Rachel Rook was atop the OVC in earned run average (0.70) and opposing batting average (.119), while Ashley Ellis ended the year as the league's leader in home runs (8).

Redburn guided SEMO to

its first OVC regular-season and tournament championship, and NCAA Regional appearance in 20 years the year before that in 2019..

What a year 2019 was for SEMO which set an all-time program record with 46 wins, the only 40-win season in the school's entire NCAA Division I era. The Redhawks went 46-18 overall and 17-5 in the OVC before going 1-2 at the NCAA Regional in Oxford, Mississippi.

SEMO had so much to celebrate over the course of its magical 2019 campaign.

Redburn and his staff were honored as the National Fastpitch Coaches Association (NFCA) Mideast Region Coaching Staff of the Year. For Redburn himself, he was voted OVC Coach of the Year for the first time in his career.

Four players earned All-OVC



honors, three claimed NFCA All-Region accolades and one garnered NFCA All-America distinction. Outfielder Rachel Anderson became SEMO's first All-American in 28 years and the program's first All-American in the NCAA Division I tenure. TEAM 43 was also recognized by the NFCA for achieving the fourth highest grade point average among all NCAA Division I schools. SEMO recorded a team GPA of 3.678 with 17 players securing NFCA All-America Scholar-Athlete honors.

Redburn certainly has the Redhawks trending in the right direction as his teams averaged nearly 40 wins (39.5) in the last two seasons alone. SEMO put together a 79-38 (.678) record and went 32-12 (.727) in conference play over that span.

Statistically, SEMO's 2019 team broke a total of 17 single-season records in slugging percentage (.510), on-base percentage (.382), game played (64), runs (363), hits (501), home runs (74), RBI (318), total bases (850), walks (180), stolen bases (89), stolen base attempts (117), wins (46), saves (11), batters struck out (331), batters struck out looking (90), innings pitched (414) and putouts (1242).

In 18 years as an NCAA Division I head coach, Division I assistant coach and National Junior College Athletic Association (NJCAA) head coach, Redburn has made 13 postseason appearances which include one NCAA Women's College World Series, two NCAA Super-Regionals, four NCAA Regionals and two NJCAA

National Tournaments.

In 2018, the Redhawks finished at 33-20 overall and fourth in the OVC with a 15-7 mark. SEMO locked down its first winning campaign in seven years.

The Redhawks heated up to win 11 of their final 14 regular-season games and advanced to the eight-team OVC Tournament.

SEMO's 2018 club finished with a 74 RPI among the nation's 296 NCAA Division I softball teams, quite a jump from its 173 ranking in 2017. The Redhawks collected eight doubleheader sweeps along the way.

Defensively, SEMO improved tremendously. After ranking eighth in the OVC in fielding percentage a year ago, the Redhawks were the league's second-best fielding team in 2018. SEMO had 43 errors and committed 16 less than it did in 2017. The Redhawks went error free in 25 games equating to 47 percent of their entire season.

The year before that, SEMO finished the 2017 campaign among the school's top single-season leaders in slugging percentage (6th, .427), on-base percentage (5th, .356), triples (4th, 21), home runs (9th, 31), total bases (9th, 567), stolen bases (2nd, 65), stolen base attempts (1st, 88), opponent batting average (7th, .282), strikeouts/7 innings (7th, 4.17), strikeouts (10th, 194), strikeouts looking (3rd, 61) fewest doubles allowed (8th, 49), fielding percentage (8th, .960), fewest errors (7th, 59) and fewest stolen bases against (3rd, 38).

Redburn picked up his 200th

career victory when SEMO beat Austin Peay, 7-4, on Apr. 30, 2016. His 2016 club ranked among the school's top-10 teams in doubles (6th, 69), stolen bases (3rd, 58), walks (8th, 138), home runs (6th, 35) and slugging percentage (6th, .412).

In his first season, Redburn led the Redhawks to an overall record of 19-27 and 12-12 in OVC play during 2015. His 19 victories came after SEMO won no more than 15 games in each of the previous two seasons. Redburn's first club at Southeast also had 12 OVC wins, a +9 increase from the 2014 campaign. In addition, the Redhawks made the OVC Tournament, snapping a streak of three years where they missed the event.

Not only did Redburn earn his 100th career NCAA Division I win in his inaugural season with the Redhawks, but he coached three All-OVC selections and one NFCA All-Region honoree.

Statistically, SEMO finished among the top-five OVC teams in batting average (3rd), slugging percentage (5th), on-base percentage (5th) and hits (5th). The 2015 Redhawks also broke two single-season records with Kayla Fortner establishing new marks



■ The Redburn File

Experience:

19th Year (Seventh at SEMO)

Hometown:

St. Charles, Mo.

Birthdate:

April 19, 1967

Alma Mater:

Missouri-St. Louis, 1993

Education:

B.S. Special Education (Missouri-St. Louis)
Master's Higher Education in Athletics/
Activities Administration (William Woods)

Date Hired:

June 26, 2014

Family:

Wife - Tracy
Children - Joe, Jack

Coaching Experience:

St. Charles CC, Head Coach, 2002-04
Jefferson College, Head Coach 2005-06
Missouri, Assistant Coach, 2007-09
Evansville, Head Coach, 2010-14
Southeast Missouri, Head Coach, 2015-pr.



SOUTHEAST MISSOURI SOFTBALL NOTES // TENNESSEE TECH

in home runs and single-game mark and set a single-game school record with six home runs, as well.

Academically, the Redhawks accumulated a 3.35 grade point average during the 2014-15 academic year as a total of nine players earned NFCA All-America Scholar-Athlete status for achieving a 3.5 or higher GPA.

Redburn coached a total of four first-team All-OVC selections, three second-team All-OVC picks, one OVC Freshman of the Year, three NFCA All-Region honorees and three OVC All-Newcomer selections in his first four years as SEMO's head coach.

The fourth head coach in Redhawk softball history, Redburn won 90 games in five years as head coach at the University of Evansville before accepting the job at Southeast on June 26, 2014.

In 2014, Redburn coached a UE team with five starters that were underclassmen, including four freshmen and one sophomore. The Purple Aces achieved their highest batting average since 2007. Additionally, UE had a freshman lead the team in stolen bases and home runs.

Despite a season that allowed 53 games, the 2013 team had its best season in Redburn's five years at UE. Entering the Missouri Valley Conference Tournament as the No. 7 seed, the Purple Aces beat the No. 6, No. 3 and No. 2 seeds to make their first MVC Championship appearance since

2003. UE finished second with three players garnering All-Tournament team honors.

The 2013 campaign resulted in the most overall wins in a season since 2008 and the best regular-season and conference tournament finish since Redburn's arrival. UE continued its aggressive baserunning with 89 stolen bases, ranking second in the MVC. The pitching staff also rated fourth in the conference.

Redburn's 2012 club saw improvement as well, winning more games than it had the previous season. The Purple Aces stole 79 bases and had two all-conference and one National Fastpitch Coaches Association All-Region selection that year. In 2011, Redburn exposed a young and inexperienced team to some of the top programs in the nation as UE played one of its most difficult schedules. Tennessee, Georgia Tech, Missouri, Ohio State, Texas Tech, South Alabama and Chattanooga were among the stiff competition.

Redburn quickly started to transform the UE program during his first year in 2010. The Purple Aces secured a berth in the MVC Tournament after winning 10 conference games. UE led the MVC with 31 doubles and hit 36 home runs, while producing two all-conference picks.

Academically, Redburn's teams consistently enjoyed success. In fact, each of his last four UE teams accumulated a 3.1 or higher grade point average. He had several student-athletes

obtain over a 3.5 GPA and earn academic recognition along the way.

Prior to UE, Redburn spent three years as an assistant coach at the University of Missouri working primarily with the pitchers and catchers, and serving as recruiting coordinator.

He was part of a coaching staff that compiled an overall record of 137-53. The Tigers registered a school record for victories (50), won the Big 12 Conference Tournament, won their Regional and defeated host UCLA in the Super Regional to advance to the College World Series in 2009. Overall, Redburn coached four all-conference pitchers, including USA National Team Pitcher Chelsea Thomas at Missouri.

Redburn began his collegiate coaching career as head coach at St. Charles (Mo.) Community College from 2001-04. He led the 2003 team to its first Region 16 championship and

a seventh-place finish at the National Junior College Athletic Association Division I National Tournament. His 2004 squad set a school record with 33 victories.

Following his stay at St. Charles CC, Redburn spent two seasons as head coach of the new softball program at Jefferson College. In the program's first year of competition, 2006, he led Jefferson to a 49-16 record, Region 16 championship and ninth-place finish at the NJCAA Division I National Tournament. Redburn was honored as the Midwest Community College Athletic Conference Coach of the Year following that season.

A native of St. Charles, Missouri, Redburn graduated from the University of Missouri-St. Louis in 1993 and received his master's degree in Athletics/Activities Administration from William Woods University.

He and his wife, Tracy, have two sons, Joe and Jack.





Redburn's Year-by-Year Records

Year	School	Assignment	Record	Conference Finish	Postseason
2002	St. Charles CC	Head Coach	16-21	3rd	Region XVI Runner-Up
2003	St. Charles CC	Head Coach	26-21	2nd	Region XVI Champions 7th NJCAA National Tournament
2004	St. Charles CC	Head Coach	33-16	1st	3rd in Region XVI
2005	Jefferson College	Head Coach	-	Program Preparation Year	-
2006	Jefferson College	Head Coach	49-16	1st Region 16	-
2007	Missouri	Assistant Coach	40-23, 13-4	3rd Big 12	-
2008	Missouri	Assistant Coach	47-17, 11-6	3rd Big 12	-
2009	Missouri	Assistant Coach	50-12, 12-6	2nd Big 12	1st Big 12 Tournament NCAA Midwest Regional Champions NCAA Super Regional Champions 8th in College World Series
2010	Evansville	Head Coach	18-34, 10-16	7th MVC	-
2011	Evansville	Head Coach	12-42, 6-21	9th MVC	-
2012	Evansville	Head Coach	18-37, 8-19	8th MVC	-
2013	Evansville	Head Coach	23-30, 11-12	7th MVC	2nd MVC Tournament
2014	Evansville	Head Coach	19-32, 7-19	10th MVC	-
2015	Southeast Missouri	Head Coach	19-27, 12-12	7th OVC	8th OVC Tournament
2016	Southeast Missouri	Head Coach	16-33, 10-17	10th OVC	-
2017	Southeast Missouri	Head Coach	23-27, 8-14	9th OVC	-
2018	Southeast Missouri	Head Coach	33-20, 15-7	4th OVC	7th OVC Tournament
2019	Southeast Missouri	Head Coach	46-18, 17-5	1st OVC	1st OVC Tournament 3rd NCAA Regional
2020*	Southeast Missouri	Head Coach	12-5	-	-
2021	Southeast Missouri	Head Coach	4-9	2-1 OVC	-

* Season ended due to a global COVID-19 pandemic

Overall Record as a Collegiate Coach: 505-440 (19 years)

Overall Record as a Head Coach: 367-388 (16 years)

Record at Southeast Missouri, 153-139, 64-56 Ohio Valley Conference (7 years)

Record at Evansville, 90-175, 42-87 Missouri Valley Conference (5 years)

Record at Jefferson College, 49-16 (1 year)

Record at St. Charles CC: 75-58 (3 years)

Record as Assistant Coach at Missouri: 137-52 (3 years)

Redburn by the Numbers

- 66 OVC Commissioner's Honor Roll Selections
- 26 NFCA All-America Scholar-Athletes
- 20+ Academic All-Americans
- 11 NJCAA All-Region 16 Players
- 15 OVC Medal of Honor Recipients
- 6 First-Team All-OVC Selections
- 6 All-MVC Players
- 6 MVC Scholar-Athletes
- 6 OVC Players of the Week
- 5 All-Americans
- 5 NFCA All-Region Selections
- 4 OVC Pitchers of the Week
- 4 MCCAC All-Conference Players
- 3 OVC All-Newcomer Selections
- 3 MVC Players of the Week
- 2 Second-Team All-OVC Selections
- 1 OVC Player of the Year
- 1 OVC Freshman of the Year

Coaching Honors

- 2019 OVC Coach of the Year
- 2019 NFCA Midwest Region Coaching Staff of the Year
- 2009 Midwest Coaching Staff of the Year
- 2006 Region 16 and MCCAC Coach of the Year
- 2003 Region 16 Coach of the Year



2021 Statistics

Record: 4-9 Home: 2-1 Away: 0-7 Neutral: 2-1 OVC: 2-1

Player	avg	gp-gs	ab	r	h	2b	3b	hr	rbi	tb	slg%	bb	hp	so	gdp	ob%	sf	sh	sb-att	po	a	e	fld%
2 ANDERSON, Rachel	.429	13-13	35	9	15	0	0	1	3	18	.514	6	2	5	0	.535	0	1	2-4	28	0	0	1.000
14 ANDERSON, Kaylee	.368	13-13	38	8	14	1	0	4	7	27	.711	2	3	6	0	.442	0	0	0-0	23	4	0	1.000
12 DREILING, Katie	.280	10-7	25	1	7	3	0	0	4	10	.400	1	0	3	1	.308	0	0	0-0	0	1	0	1.000
24 WRIGLEY, Kynzie	.273	6-2	11	0	3	0	0	0	1	3	.273	0	0	1	0	.273	0	0	0-0	1	1	0	1.000
26 ELLIS, Ashley	.222	13-13	36	4	8	1	0	2	9	15	.417	3	1	7	0	.286	2	0	0-0	63	1	1	.985
1 ANDERSON, Jillian	.200	12-12	30	3	6	1	0	0	0	7	.233	6	1	9	0	.351	0	0	3-4	22	0	0	1.000
10 EMERT, Ashley	.188	13-13	32	2	6	1	0	1	4	10	.313	2	1	9	0	.257	0	0	0-0	18	19	4	.902
4 TUCKER, Alyson	.188	8-8	16	3	3	0	0	1	3	6	.375	4	2	3	0	.409	0	0	0-0	8	10	4	.818
7 DAVIS, Karsyn	.167	9-7	18	0	3	1	0	0	1	4	.222	0	0	3	1	.167	0	0	0-0	29	2	1	.969
15 PAULEY, Austine	.125	13-11	24	4	3	1	0	1	2	7	.292	2	0	10	0	.185	1	0	0-1	8	18	2	.929
16 RICKERMANN, Abigail	.118	10-5	17	3	2	0	0	0	0	2	.118	3	0	6	0	.250	0	2	1-1	3	7	1	.909
27 GRIFFIN, Anna	.100	6-3	10	0	1	0	0	0	1	1	.100	1	0	5	0	.182	0	0	0-0	0	0	0	.000
21 PENA, Chelsy	.063	8-6	16	1	1	1	0	0	0	2	.125	1	1	1	0	.167	0	0	0-0	36	0	2	.947

20 WININGER, Leah	.167	7-1	6	0	1	0	0	0	2	1	.167	0	0	1	0	.167	0	0	0-0	0	0	0	.000
3 WALLEN, Kimmy	.125	6-2	8	0	1	0	0	0	0	1	.125	0	0	2	0	.125	0	0	0-0	2	0	0	1.000
11 MARTON, Danina	.000	3-1	2	0	0	0	0	0	0	0	.000	0	1	1	0	.333	0	0	0-2	3	0	0	1.000
9 ROOK, Rachel	.000	1-1	0	0	0	0	0	0	0	0	.000	0	0	0	0	.000	0	0	0-0	2	2	0	1.000
17 ROBINSON, Kelby	.000	4-0	0	2	0	0	0	0	0	0	.000	0	0	0	0	.000	0	0	0-1	0	0	0	.000
Totals	.228	13	324	40	74	10	0	10	37	114	.352	31	12	72	2	.316	3	3	6-13	246	68	15	.954
Opponents	.282	13	340	64	96	15	2	17	60	166	.488	31	10	63	1	.356	4	5	17-18	262	105	13	.966

LOB - Team (71), Opp (80). DPs turned - Team (3), Opp (3). IBB - Team (0), Opp (1).

(All games Sorted by Earned run avg)

Player	era	w-l	app	gs	cg	sho	sv	ip	h	r	er	bb	so	2b	3b	hr	b/avg	wp	hp	bk	sfa	sha
9 ROOK, Rachel	4.83	3-5	9	8	2	1/0	0	37.2	40	28	26	13	38	10	0	8	.267	5	5	0	3	2
19 HOLMAN, Paytience	4.85	0-4	8	5	1	0/0	0	26.0	35	23	18	10	14	4	1	7	.302	0	2	0	1	0

6 DAVIS, Marisa	2.76	1-0	8	0	0	0/0	0	12.2	15	5	5	1	9	0	1	0	.300	0	1	0	0	1
12 DREILING, Katie	7.41	0-0	4	0	0	0/0	0	5.2	6	8	6	7	2	1	0	2	.250	0	2	0	0	2
Totals	4.70	4-9	13	13	3	1/0	0	82.0	96	64	55	31	63	15	2	17	.282	5	10	0	4	5
Opponents	2.81	9-4	13	13	5	2/1	1	87.1	74	40	35	31	72	10	0	10	.228	3	12	0	3	3

PB - Team (2), K. DAVIS 1, PENA 1. SBA/ATT - PENA (12-12), ROOK (11-11), K. DAVIS (5-6), HOLMAN (2-3), M. DAVIS (2-2), DREILING (2-2).



2021 Results

Date	Opponent	Score	Inns	Overall	OVC	Pitcher of record	Attend	Time
02-13-21	at Auburn-1	L 0-8	5	0-1-0	0-0-0	ROOK (L 0-1)	-	1:40
02-13-21	at Auburn-2	L 1-5	7	0-2-0	0-0-0	HOLMAN (L 0-1)	370	2:08
02-14-21	at Auburn	L 1-3	7	0-3-0	0-0-0	ROOK (L 0-2)	370	1:54
02-20-21	at Tennessee	L 0-7	7	0-4-0	0-0-0	HOLMAN (L 0-2)	203	1:43
02-20-21	at Tennessee	L 3-5	7	0-5-0	0-0-0	ROOK (L 0-3)	232	1:57
! 02-26-21	vs North Dakota State	w 6-2	7	1-5-0	0-0-0	ROOK (W 1-3)	0	
! 02-26-21	at #24 Arkansas	L 3-9	7	1-6-0	0-0-0	HOLMAN (L 0-3)	570	2:01
! 02-27-21	vs Texas Tech	w 5-3	(8)	2-6-0	0-0-0	ROOK (W 2-3)	489	2:01
! 02-27-21	at #24 Arkansas	L 3-6	7	2-7-0	0-0-0	ROOK (L 2-4)	574	1:34
! 02-28-21	vs Texas Tech	L 1-7	7	2-8-0	0-0-0	ROOK (L 2-5)	427	2:09
* 03-05-21	AUSTIN PEAY	w 6-5	7	3-8-0	1-0-0	M. DAVIS (W 1-0)	162	2:08
* 03-06-21	AUSTIN PEAY-1	L 3-4	7	3-9-0	1-1-0	HOLMAN (L 0-4)	333	2:13
* 03-06-21	AUSTIN PEAY-2	w 8-0	6	4-9-0	2-1-0	ROOK (W 3-5)	345	2:07

* = Conference game

! = Razorback Invitational (Fayetteville, Ark.)

() extra inning game



2021 Season/Career Statistics

Record: 4-9 Home: 2-1 Away: 0-7 Neutral: 2-1 OVC: 2-1

Player	SEASON													CAREER													
	Avg	G-GS	AB	R	H	2B	3B	HR	RBI	BB	Hbp	SO	Sb-Att	Avg	G-GS	AB	R	H	2B	3B	HR	RBI	BB	Hbp	SO	Sb-Att	
2 ANDERSON, Rachel	.429	13-13	35	9	15	0	0	1	3	6	2	5	2-4	.422	197-197	571	152	241	34	29	25	133	92	15	63	61-84	
14 ANDERSON, Kaylee	.368	13-13	38	8	14	1	0	4	7	2	3	6	0-0	.278	96-67	212	46	59	10	2	8	35	7	10	35	12-13	
12 DREILING, Katie	.280	10-7	25	1	7	3	0	0	4	1	0	3	0-0	.280	10-7	25	1	7	3	0	0	4	1	0	3	0-0	
24 WRIGLEY, Kynzie	.273	6-2	11	0	3	0	0	0	1	0	0	1	0-0	.273	6-2	11	0	3	0	0	0	1	0	0	1	0-0	
26 ELLIS, Ashley	.222	13-13	36	4	8	1	0	2	9	3	1	7	0-0	.273	194-194	538	73	147	25	4	36	131	62	6	126	5-6	
1 ANDERSON, Jillian	.200	12-12	30	3	6	1	0	0	0	6	1	9	3-4	.200	12-12	30	3	6	1	0	0	0	6	1	9	3-4	
10 EMERT, Ashley	.188	13-13	32	2	6	1	0	1	4	2	1	9	0-0	.179	50-26	67	11	12	2	1	2	9	9	2	22	5-5	
4 TUCKER, Alyson	.188	8-8	16	3	3	0	0	1	3	4	2	3	0-0	.188	8-8	16	3	3	0	0	1	3	4	2	3	0-0	
7 DAVIS, Karsyn	.167	9-7	18	0	3	1	0	0	1	0	0	3	0-0	.143	14-8	21	0	3	1	0	0	1	1	0	3	0-0	
15 PAULEY, Austine	.125	13-11	24	4	3	1	0	1	2	2	0	10	0-1	.222	30-28	72	16	16	5	1	3	11	10	1	19	6-8	
16 RICKERMANN, Abigail	.118	10-5	17	3	2	0	0	0	0	3	0	6	1-1	.118	10-5	17	3	2	0	0	0	0	3	0	6	1-1	
27 GRIFFIN, Anna	.100	6-3	10	0	1	0	0	0	1	1	0	5	0-0	.197	44-16	61	7	12	2	1	2	8	14	0	21	1-1	
21 PENA, Chelsy	.063	8-6	16	1	1	1	0	0	0	1	1	1	0-0	.190	67-26	100	13	19	5	0	0	13	7	1	9	3-5	

20 WININGER, Leaha	.167	7-1	6	0	1	0	0	0	2	0	0	1	0-0	.125	30-2	24	5	3	1	0	0	3	1	0	4	1-2	
3 WALLEN, Kimmy	.125	6-2	8	0	1	0	0	0	0	0	0	2	0-0	.182	20-8	33	3	6	0	0	0	2	2	0	4	3-3	
11 MARTON, Danina	.000	3-1	2	0	0	0	0	0	0	0	1	1	0-2	.296	41-2	27	8	8	1	0	0	3	2	1	5	3-6	
9 ROOK, Rachel	.000	1-1	0	0	0	0	0	0	0	0	0	0	0-0	.000	6-5	0	0	0	0	0	0	0	0	0	0	0-0	
17 ROBINSON, Kelby	.000	4-0	0	2	0	0	0	0	0	0	0	0	0-1	.000	4-0	0	2	0	0	0	0	0	0	0	0	0-1	
Totals	.228	13-13	324	40	74	10	0	10	37	31	12	72	6-13														
Opponents	.282	13-13	340	64	96	15	2	17	60	31	10	63	17-18														

(All games Sorted by Earned run avg)

Player	SEASON														CAREER													
	ERA	W-L	App	GS	CG	Sho	Sv	IP	H	R	ER	BB	SO	ERA	W-L	App	GS	CG	Sho	Sv	IP	H	R	ER	BB	SO		
9 ROOK, Rachel	4.83	3-5	9	8	2	1	0	37.2	40	28	26	13	38	2.70	23-16	79	31	9	6	0	215.0	162	93	83	76	242		
19 HOLMAN, Paytience	4.85	0-4	8	5	1	0	0	26.0	35	23	18	10	14	3.52	2-7	16	10	3	1	0	59.2	66	40	30	23	48		
6 DAVIS, Marisa	2.76	1-0	8	0	0	0	0	12.2	15	5	5	1	9	3.74	3-1	30	2	0	0	0	48.2	53	29	26	17	35		
12 DREILING, Katie	7.41	0-0	4	0	0	0	0	5.2	6	8	6	7	2	7.41	0-0	4	0	0	0	0	5.2	6	8	6	7	2		
Totals	4.70	4-9	13	13	3	1	0	82.0	96	64	55	31	63															
Opponents	2.81	9-4	13	13	5	2	1	87.1	74	40	35	31	72															

**Multiple-Hit Games**

Player	2	3	4	5+	Total
Rachel Anderson	2	-	-	-	6
Kaylee Anderson	5	-	-	-	5
Ashley Emert	2	-	-	-	2
Katie Dreiling	2	-	-	-	2
Jillian Anderson	-	1	-	-	1
Karsyn Davis	1	-	-	-	1
Ashley Ellis	1	-	-	-	1
Kynzie Wrigley	-	1	-	-	1

Multiple-RBI Games

Player	2	3	4	5+	Total
Ashley Ellis	2	1	-	-	3
Kaylee Anderson	2	-	-	-	2
Rachel Anderson	1	-	-	-	1
Ashley Emert	-	1	-	-	1
Alyson Tucker	1	-	-	-	1
Leaha Winingier	1	-	-	-	1

Inning-by-Inning Summary

Inning	SEMO	Opp.
First	6	12
Second	3	10
Third	1	12
Fourth	7	9
Fifth	5	3
Sixth	15	14
Seventh	1	4
Extra	2	0
Total	40	64

Inning-by-Inning Summary (OVC Games)

Inning	SEMO	Opp.
First	4	2
Second	3	0
Third	0	5
Fourth	0	1
Fifth	3	1
Sixth	6	0
Seventh	1	0
Extra	0	0
Total	17	9

Current Hitting Streaks

Player	Games	Started
Kaylee Anderson	8	2/26
Alyson Tucker	3	3/5

Current Reached Base Streaks

Player	Games	Started
Kaylee Anderson	8	2/26
Katie Dreiling	4	2/28

Career Multiple-Hit Games

Player	2	3	4	5+	Total
Rachel Anderson	59	16	1	-	76
Ashley Ellis	32	6	-	-	38
Kaylee Anderson	11	2	-	-	13
Chelsy Pena	4	-	-	-	4
Austine Pauley	3	-	1	-	4
Ashley Emert	3	-	-	-	3
Katie Dreiling	2	-	-	-	2
Kimmy Wallen	1	-	-	-	1
Danina Marton	1	-	-	-	1
Karsyn Davis	1	-	-	-	1
Jillian Anderson	-	1	-	-	1
Kynzie Wrigley	-	1	-	-	1

Career Multiple-RBI Games

Player	2	3	4	5+	Total
Rachel Anderson	19	11	4	-	34
Ashley Ellis	16	10	6	1	33
Kaylee Anderson	9	1	1	-	11
Chelsy Pena	3	-	-	-	3
Austine Pauley	2	-	-	-	2
Ashley Emert	1	1	-	-	2
Alyson Tucker	1	-	-	-	1
Leaha Winingier	1	-	-	-	1

1 Jillian Anderson**2021 Season/Career-Highs**

At-Bats.....	4, 2x, last vs. North Dakota State (2/26)
Runs.....	1, 3x, last vs. Austin Peay (3/6)
Hits.....	3, vs. Austin Peay (3/6)
Doubles.....	1, vs. Austin Peay (3/6)
Triples.....	-
Home Runs.....	-
RBI.....	-
Stolen Bases.....	1, 3x, last vs. Austin Peay (3/6)

14 Kaylee Anderson**2021 Season-Highs**

At-Bats.....	4, 4x, last vs. Austin Peay (3/6)
Runs.....	2, at Arkansas (2/26)
Hits.....	2, 5x, last vs. Austin Peay (3/6)
Doubles.....	1, at Arkansas (2/26)
Triples.....	-
Home Runs.....	1, 4x, last vs. Austin Peay (3/6)
RBI.....	2, 2x, last vs. Austin Peay (3/5)
Stolen Bases.....	-

Hitting Career-Highs

At-Bats.....	5, vs. Kansas City (3/1/20)
Runs.....	3, vs. Kansas City (3/1/20)
Hits.....	3, 2x, last vs. Kansas City (3/1/20)
Doubles.....	2, vs. Saint Louis (4/17/19)
Triples.....	1, 2x, last vs. South Carolina State (2/23/20)
Home Runs.....	2, vs. Kansas City (3/1/20)
RBI.....	4, at Tennessee State (3/23/19)
Stolen Bases.....	3, vs. Mississippi Valley State (3/6/20)

Pitching Career-Highs

Innings Pitched.....	4.0, 5x, last at Troy (2/15/20)
Fewest Hits.....	0, 3x, last vs. Jacksonville State (5/11/19)
Most Hits.....	8, 2x, last vs. Purdue Fort Wayne (2/14/20)
Fewest Runs.....	0, 14x, last vs. Bryant (3/7/20)
Most Runs.....	9, vs. Purdue Fort Wayne (2/14/20)
Fewest Walks.....	0, 16x, last vs. Bryant (3/7/20)
Strikeouts.....	5, at Tennessee Tech (4/26/19)

2 Rachel Anderson**2021 Season-Highs**

At-Bats.....	4, vs. North Dakota State (2/26)
Runs.....	2, 2x, last vs. Austin Peay (3/6)
Hits.....	2, 6x, last vs. Austin Peay (3/6)
Doubles.....	-
Triples.....	-
Home Runs.....	1, at Arkansas (2/27)
RBI.....	2, at Arkansas (2/27)
Stolen Bases.....	1, 2x, last vs. Texas Tech (2/27)

Career-Highs

At-Bats.....	5, 4x, last vs. Purdue Fort Wayne (2/14/20)
Runs.....	3, 10x, last vs. Purdue Fort Wayne (2/14/20)
Hits.....	4, vs. Purdue Fort Wayne (2/14/20)
Doubles.....	2, at SIU Edwardsville (4/6/19)
Triples.....	2, 2x, last at Alcorn State (2/25/17)
Home Runs.....	1, 25x, last at Arkansas (2/27/21)
RBI.....	4, 4x, last at Troy (2/15/20)
Stolen Bases.....	4, vs. Kansas City (2/29/20)

7 Karsyn Davis**2021 Season-Highs**

At-Bats.....	3, 3x, last vs. Texas Tech (2/27)
Runs.....	-
Hits.....	2, at Auburn (2/13)
Doubles.....	1, at Auburn (2/13)
Triples.....	-
Home Runs.....	-
RBI.....	1, at Auburn (2/13)
Stolen Bases.....	-

Career-Highs

At-Bats.....	3, 3x, last vs. Texas Tech (2/27/21)
Runs.....	-
Hits.....	2, at Auburn (2/13/21)
Doubles.....	1, at Auburn (2/13/21)
Triples.....	-
Home Runs.....	-
RBI.....	1, at Auburn (2/13/21)
Stolen Bases.....	-

6 Marisa Davis**2021 Season-Highs**

Innings Pitched.....	2.2, at Arkansas (2/26)
Fewest Hits.....	0, 2x, last vs. Austin Peay (3/6)
Most Hits.....	5, vs. Texas Tech (2/27)
Fewest Runs.....	0, 6x, last vs. Austin Peay (3/6)
Most Runs.....	3, vs. Texas Tech (2/28)
Fewest Walks.....	0, 7x, last vs. Austin Peay (3/6)
Strikeouts.....	3, vs. Texas Tech (2/27)

Career-Highs

Innings Pitched.....	4.0, vs. Bryant (3/7/20)
Fewest Hits.....	0, 4x, last vs. Austin Peay (3/6/21)
Most Hits.....	5, vs. Texas Tech (2/27/21)
Fewest Runs.....	0, 17x, last vs. Austin Peay (3/6/21)
Most Runs.....	4, 2x, last at Central Arkansas (3/1/19)
Fewest Walks.....	0, 18x, last vs. Austin Peay (3/6/21)
Strikeouts.....	3, 4x, last vs. Texas Tech (2/27/21)

12 Katie Dreiling**2021 Hitting Season/Career-Highs**

At-Bats.....	4, 3x, last vs. Austin Peay (3/6)
Runs.....	1, vs. Texas Tech (2/27)
Hits.....	2, 2x, last vs. Austin Peay (3/6)
Doubles.....	1, 3x, last vs. Austin Peay (3/6)
Triples.....	-
Home Runs.....	-
RBI.....	1, 4x, last vs. Austin Peay (3/6)
Stolen Bases.....	-

2021 Pitching Season/Career-Highs

Innings Pitched.....	2.0, at Auburn (2/13)
Fewest Hits.....	1, 2x, last vs. Texas Tech (2/28)
Most Hits.....	2, 2x, last vs. Austin Peay (3/6)
Fewest Runs.....	0, 2x, last vs. Austin Peay (3/6)
Most Runs.....	4, 2x, last at Arkansas (2/26)
Fewest Walks.....	1, 2x, last vs. Texas Tech (2/28)
Strikeouts.....	2, at Auburn (2/13)

26 Ashley Ellis**2021 Season-Highs**

At-Bats.....	3, 11x, last vs. Austin Peay (3/6)
Runs.....	1, 4x, last vs. Texas Tech (2/27)
Hits.....	2, at Auburn (2/13)
Doubles.....	1, at Auburn (2/13)
Triples.....	-
Home Runs.....	1, 2x, last vs. Texas Tech (2/27)
RBI.....	3, vs. Texas Tech (2/27)
Stolen Bases.....	-

Career-Highs

At-Bats.....	6, vs. Purdue Fort Wayne (2/14/20)
Runs.....	3, 2x, last vs. Purdue Fort Wayne (2/14/20)
Hits.....	3, 5x, last vs. Purdue Fort Wayne (2/14/20)
Doubles.....	3, vs. Morehead State (5/3/19)
Triples.....	1, 4x, last at Northern Iowa (2/9/19)
Home Runs.....	2, 4x, last vs. Purdue Fort Wayne (2/14/20)
RBI.....	5, at Jackson State (2/12/17)
Stolen Bases.....	1, 5x, last vs. Drake (2/23/19)



10 Ashley Emert

2021 Season-Highs	
At-Bats.....	4, vs. Austin Peay (3/6)
Runs.....	1, 2x, last vs. North Dakota State (2/26)
Hits.....	2, 2x, last at Tennessee (2/20)
Doubles.....	1, at Auburn (2/13)
Triples.....	-
Home Runs.....	1, vs. North Dakota State (2/26)
RBI.....	3, vs. North Dakota State (2/26)
Stolen Bases.....	-

Career-Highs	
At-Bats.....	4, vs. Austin Peay (3/6/21)
Runs.....	3, vs. South Carolina State (2/21/20)
Hits.....	2, 3x, last at Tennessee (2/20/21)
Doubles.....	1, 2x, last at Auburn (2/13/21)
Triples.....	1, vs. South Carolina State (2/21/20)
Home Runs.....	2, vs. North Dakota State (2/26/21)
RBI.....	3, vs. North Dakota State (2/26/21)
Stolen Bases.....	2, vs. South Carolina State (2/21/20)

27 Anna Griffin

2021 Season-Highs	
At-Bats.....	3, 2x, last at Arkansas (2/26)
Runs.....	-
Hits.....	1, at Arkansas (2/26)
Doubles.....	-
Triples.....	-
Home Runs.....	-
RBI.....	1, at Arkansas (2/26)
Stolen Bases.....	-

Career-Highs	
At-Bats.....	4, at Central Arkansas (3/1/19)
Runs.....	1, 7x, last vs. Bryant (3/7/20)
Hits.....	1, 12x, last at Arkansas (2/26/21)
Doubles.....	1, 2x, last vs. Kennesaw State (2/14/20)
Triples.....	1, vs. Mississippi Valley State (3/6/20)
Home Runs.....	1, 2x, last at Central Arkansas (3/1/19)
RBI.....	1, 8x, last at Arkansas (2/27/21)
Stolen Bases.....	1, vs. Bryant (3/7/20)

5 Kileigh Grisham

2021 Season/Career-Highs	
At-Bats.....	-
Runs.....	-
Hits.....	-
Doubles.....	-
Triples.....	-
Home Runs.....	-
RBI.....	-
Stolen Bases.....	-

22 Amanda Hansen

2021 Season/Career-Highs	
Innings Pitched.....	-
Fewest Hits.....	-
Most Hits.....	-
Fewest Runs.....	-
Most Runs.....	-
Fewest Walks.....	-
Strikeouts.....	-

19 Paytience Holman

2021 Season	
Innings Pitched.....	6.0, at Tennessee (2/20)
Fewest Hits.....	0, at Auburn (2/14)
Most Hits.....	9, 2x, last at Tennessee (2/20)
Fewest Runs.....	0, 2x, last vs. Texas Tech (2/28)
Most Runs.....	7, at Tennessee (2/20)
Fewest Walks.....	0, 2x, last vs. Texas Tech (2/28)
Strikeouts.....	6, at Auburn (2/13)

Career-Highs	
Innings Pitched.....	7.0, vs. Southern Mississippi (2/15/20)
Fewest Hits.....	0, at Auburn (2/14/21)
Most Hits.....	9, 2x, last at Tennessee (2/20/21)
Fewest Runs.....	0, 2x, last vs. Texas Tech (2/28/21)
Most Runs.....	7, at Tennessee (2/20/21)
Fewest Walks.....	0, 3x, last vs. Texas Tech (2/28/21)
Strikeouts.....	14, vs. Mississippi Valley State (3/6/20)

11 Danina Marton

2021 Season-Highs	
At-Bats.....	2, vs. Texas Tech (2/28)
Runs.....	-
Hits.....	-
Doubles.....	-
Triples.....	-
Home Runs.....	-
RBI.....	-
Stolen Bases.....	-

Career-Highs	
At-Bats.....	3, 3x, last vs. South Carolina State (2/21/20)
Runs.....	2, at Alabama State (2/21/20)
Hits.....	2, at Alabama State (2/21/20)
Doubles.....	1, vs. UMKC (3/9/19)
Triples.....	-
Home Runs.....	-
RBI.....	1, 3x, last vs. Bryant (3/7/20)
Stolen Bases.....	1, 3x, last vs. Bryant (3/6/20)

15 Austine Pauley

2021 Season-Highs	
At-Bats.....	3, 5x, last vs. Austin Peay (3/6)
Runs.....	1, 4x, last vs. Austin Peay (3/6)
Hits.....	1, 3x, last vs. Austin Peay (3/6)
Doubles.....	1, at Auburn (2/13)
Triples.....	-
Home Runs.....	1, vs. Austin Peay (3/6)
RBI.....	1, 2x, last vs. Austin Peay (3/6)
Stolen Bases.....	-

Career-Highs	
At-Bats.....	5, 2x, last vs. Kansas City (3/1/20)
Runs.....	2, 3x, last vs. Mississippi Valley State (3/6/20)
Hits.....	4, vs. Purdue Fort Wayne (2/14/20)
Doubles.....	1, 4x, last vs. Bryant (3/7/20)
Triples.....	1, at Alabama State (2/21/20)
Home Runs.....	1, 3x, last vs. Austin Peay (3/6/21)
RBI.....	2, 3x, last vs. Bryant (3/7/20)
Stolen Bases.....	3, vs. Grambling State (2/22/20)

18 Kaylee Payne

2021 Season/Career-Highs	
At-Bats.....	-
Runs.....	-
Hits.....	-
Doubles.....	-
Triples.....	-
Home Runs.....	-
RBI.....	-
Stolen Bases.....	-

21 Chelsy Pena

2021 Season-Highs	
At-Bats.....	4, vs. North Dakota State (2/26)
Runs.....	1, vs. North Dakota State (2/26)
Hits.....	1, vs. North Dakota State (2/26)
Doubles.....	1, vs. North Dakota State (2/26)
Triples.....	-
Home Runs.....	-
RBI.....	-
Stolen Bases.....	-

Career-Highs	
At-Bats.....	4, 3x, last vs. North Dakota State (2/26/21)
Runs.....	2, vs. UMKC (3/8/19)
Hits.....	2, 3x, last vs. Mississippi Valley State (3/6/20)
Doubles.....	2, vs. Coppin State (3/2/19)
Triples.....	-
Home Runs.....	-
RBI.....	2, 3x, last vs. Murray State (4/15/19)
Stolen Bases.....	2, vs. Louisiana-Monroe (3/1/19)

16 Abigail Rickermann

2021 Season-Highs	
At-Bats.....	4, at Arkansas (2/26)
Runs.....	2, vs. Texas Tech (2/27)
Hits.....	1, 2x, last vs. North Dakota State (2/26)
Doubles.....	-
Triples.....	-
Home Runs.....	-
RBI.....	-
Stolen Bases.....	1, vs. Texas Tech (2/27)

8 Abby Rollet

2021 Season/Career-Highs	
At-Bats.....	-
Runs.....	-
Hits.....	-
Doubles.....	-
Triples.....	-
Home Runs.....	-
RBI.....	-
Stolen Bases.....	-

9 Rachel Rook

2021 Season-Highs	
Innings Pitched.....	6.0, 2x, last vs. Austin Peay (3/6)
Fewest Hits.....	1, 2x, last vs. Austin Peay (3/6)
Most Hits.....	8, at Arkansas (2/27)
Fewest Runs.....	0, 2x, last vs. Austin Peay (3/6)
Most Runs.....	6, at Arkansas (2/27)
Fewest Walks.....	0, 2x, last vs. Texas Tech (2/27)
Strikeouts.....	7, at Tennessee (2/20)

Career-Highs	
Innings Pitched.....	7.0, 4x, last vs. Kansas City (3/1/20)
Fewest Hits.....	0, 20x, last vs. South Carolina State (2/21/20)
Most Hits.....	8, 2x, last at Arkansas (2/27/21)
Fewest Runs.....	0, 38x, last vs. Austin Peay (3/6/21)
Most Runs.....	6, at Arkansas (2/27/21)
Fewest Walks.....	0, 33x, last vs. Texas Tech (2/27/21)
Strikeouts.....	15, vs. Bryant (3/6/20)

4 Alyson Tucker

2021 Season/Career-Highs	
At-Bats.....	3, 2x, last vs. Austin Peay (3/6)
Runs.....	2, vs. Austin Peay (3/6)
Hits.....	1, 3x, last vs. Austin Peay (3/6)
Doubles.....	-
Triples.....	-
Home Runs.....	1, vs. Austin Peay (3/5)
RBI.....	2, vs. Austin Peay (3/5)
Stolen Bases.....	-



3 Kimmy Wallen

2021 Season-Highs

At-Bats.....	3, vs. Texas Tech (2/28)
Runs	-
Hits	1, vs. Texas Tech (2/28)
Doubles.....	-
Triples	-
Home Runs	-
RBI.....	-
Stolen Bases.....	-

Career-Highs

At-Bats.....	4, 2x, last at Alabama State (2/21/20)
Runs	2, vs. South Carolina State (2/21/20)
Hits	2, vs. South Carolina State (2/21/20)
Doubles.....	-
Triples	-
Home Runs	-
RBI.....	1, 2x, last vs. Bryant (3/6/20)
Stolen Bases.....	2, vs. South Carolina State (2/21/20)

20 Leah Wininger

2021 Season-Highs

At-Bats.....	2, vs. Texas Tech (2/28)
Runs	-
Hits	1, vs. Austin Peay (3/6)
Doubles.....	-
Triples	-
Home Runs	-
RBI.....	2, vs. Austin Peay (3/6)
Stolen Bases.....	-

Career-Highs

At-Bats.....	3, vs. Coppin State (3/2/19)
Runs	1, 5x, last vs. Bryant (3/7/20)
Hits	1, 3x, last vs. Austin Peay (3/6/21)
Doubles.....	1, vs. Bryant (3/7/20)
Triples	-
Home Runs	-
RBI.....	2, vs. Austin Peay (3/6/21)
Stolen Bases.....	1, vs. Coppin State (3/2/19)

24 Kynzie Wrigley

2021 Season/Career-Highs

At-Bats.....	4, vs. Austin Peay (3/6)
Runs	-
Hits	3, vs. Austin Peay (3/6)
Doubles.....	-
Triples	-
Home Runs	-
RBI.....	1, vs. Austin Peay (3/6)
Stolen Bases.....	-

Southeast Missouri's Record

Overall	4-9
At Home.....	2-1
On the Road.....	0-7
At Neutral Sites.....	2-1
Against Non-OVC Opponents.....	2-8
Against OVC Opponents	2-1
In Home OVC Games.....	2-1
In Away OVC Games	0-0
vs. Ranked Teams	0-4
In February.....	2-8
In March.....	2-1
In April.....	0-0
In May.....	0-0
On Mondays.....	0-0
On Tuesdays	0-0
On Wednesdays	0-0
On Thursdays.....	0-0
On Fridays	2-1
On Saturdays.....	2-6
On Sundays.....	0-2
In Day Games.....	4-8
In Night Games.....	0-1
In Extra Inning Games.....	1-0
When Redhawks Score First.....	3-1
When Opponents Score First.....	1-8
vs. Left-Handed Starter.....	0-3
vs. Right-Handed Starter.....	4-6
In 1-Run Games.....	1-1
In 2-Run Games.....	1-2
In 5+ Run Games.....	1-4
Shutouts	1-2
When Leading After Six Innings.....	2-0
When Trailing After Six Innings.....	0-8
When Tied After Six Innings.....	1-0
When Redhawks Starter Goes 6 or more Innings.....	1-2
When Redhawks Get 10 or more Hits	1-1
When Redhawks Outhit Opponents	1-2
When Redhawks Get Outhit	2-6
When Hits are Tied.....	1-1
When Scoring 0-2 Runs.....	0-5
When Scoring 3-5 Runs.....	1-4
When Scoring 6-9 Runs	3-0
When Scoring 10+ Runs.....	0-0
When Opponents Score 0-2 Runs.....	2-0
When Opponents Score 3-5 Runs.....	2-4
When Opponents Score 6-9 Runs.....	0-5
When Opponents Score 10+ Runs.....	0-0
Without Hitting a Home Run.....	1-6
When Hitting 1 Home Run	1-1
When Hitting 2+ Home Runs	2-2
Committing 0 Errors.....	2-1
Committing 1 Error.....	2-5
Committing 2+ Errors.....	0-3

Honors & Awards



Game-by-Game Starting Lineups

Opponent	P	C	1B	2B	3B	SS	LF	CF	RF	DP
Auburn	Rook	Pena	Ellis	Pauley	Emert	Tucker	J. Anderson	R. Anderson	K. Anderson	Dreiling
Auburn	Holman	K. Davis	Ellis	Pauley	Emert	Tucker	J. Anderson	R. Anderson	K. Anderson	Dreiling
Auburn	Rook	Pena	Ellis	Pauley	Emert	Tucker	J. Anderson	R. Anderson	K. Anderson	Wrigley
Tennessee	Holman	K. Davis	Ellis	Pauley	Emert	Tucker	J. Anderson	R. Anderson	K. Anderson	Wallen
Tennessee	Rook	Pena	Ellis	Pauley	Emert	Tucker	J. Anderson	R. Anderson	K. Anderson	Griffin
North Dakota State	Rook	Pena	Ellis	Rickermann	Emert	Pauley	J. Anderson	R. Anderson	K. Anderson	Dreiling
Arkansas	Holman	K. Davis	Ellis	Rickermann	Emert	Pauley	J. Anderson	R. Anderson	K. Anderson	Griffin
Texas Tech	Holman	K. Davis	Ellis	Rickermann	Emert	Pauley	J. Anderson	R. Anderson	K. Anderson	Dreiling
Arkansas	Rook	Pena	Ellis	Rickermann	Emert	Pauley	J. Anderson	R. Anderson	K. Anderson	Griffin
Texas Tech	Rook	K. Davis	Ellis	K. Anderson	Emert	Rickermann	Marton	R. Anderson	Wallen	Wininger
Austin Peay	Rook	K. Davis	Ellis	Pauley	Emert	Tucker	J. Anderson	R. Anderson	K. Anderson	Dreiling
Austin Peay	Holman	Pena	Ellis	Pauley	Emert	Tucker	J. Anderson	R. Anderson	K. Anderson	Dreiling
Austin Peay	Rook	K. Davis	Ellis	Wrigley	Emert	Tucker	J. Anderson	R. Anderson	K. Anderson	Dreiling
Tennessee Tech										
Tennessee Tech										
Tennessee Tech										
Missouri State										
Belmont										
Belmont										
Belmont										
Saint Louis										
Morehead State										
Morehead State										
Morehead State										
Eastern Illinois										
Eastern Illinois										
Eastern Illinois										
Kansas City										
Kansas City										
SIU Edwardsville										
SIU Edwardsville										
SIU Edwardsville										
Saint Louis										
Eastern Kentucky										
Eastern Kentucky										
Eastern Kentucky										
Tennessee State										
Tennessee State										
Tennessee State										
UT Martin										
UT Martin										
Murray State										
Murray State										
Murray State										
UT Martin										
UT Martin										
Jacksonville State										
Jacksonville State										
Jacksonville State										



Game-by-Game Hitting

Opponent	AB	R	H	RBI	2B	3B	HR	BB	IBB	SB	CS	HBP	SAC	SE	GDP	K	PQ	A	E	Avg
Southeast Missouri	14	0	0	0	0	0	0	4	0	0	1	0	0	0	0	7	12	5	4	.000
Auburn	18	8	5	8	0	0	2	5	0	2	0	0	0	1	1	4	15	4	0	.278
Southeast Missouri	28	1	10	1	4	0	0	2	0	0	0	0	0	0	0	12	18	8	1	.238
Auburn	26	5	9	5	2	1	0	1	0	2	1	0	0	0	0	6	21	6	0	.318
Southeast Missouri	25	1	2	0	0	0	0	1	0	0	0	1	0	0	0	6	18	1	1	.179
Auburn	24	3	7	3	2	0	0	2	0	3	0	1	1	0	0	7	21	6	3	.309
Southeast Missouri	22	0	3	0	0	0	0	2	0	0	0	2	0	0	0	9	18	7	1	.169
Tennessee	27	7	9	7	1	0	3	1	0	0	0	0	0	1	0	1	21	5	0	.316
Southeast Missouri	28	3	6	2	0	0	1	0	0	1	0	0	0	0	0	4	18	4	1	.179
Tennessee	23	5	6	4	1	0	2	2	0	5	0	1	0	1	0	7	21	8	1	.305
Southeast Missouri	30	6	8	6	1	0	2	2	0	1	0	1	0	0	0	4	21	5	1	.197
North Dakota State	30	2	8	2	1	0	1	0	0	0	0	0	0	0	0	5	21	11	1	.297
Southeast Missouri	27	3	5	3	1	0	0	1	0	0	0	0	0	0	0	7	18	6	1	.195
Arkansas	23	9	6	9	0	0	3	4	0	0	0	1	2	0	0	3	21	8	1	.292
Southeast Missouri	26	5	6	5	1	0	1	5	0	2	2	0	0	2	0	5	24	6	1	.200
Texas Tech	34	3	10	3	0	1	0	2	0	1	0	2	1	0	0	7	24	13	0	.293
Southeast Missouri	26	3	3	3	0	0	2	0	0	0	1	0	0	0	0	7	18	1	0	.190
Arkansas	25	6	8	6	2	0	2	3	0	0	0	1	0	1	0	5	21	13	3	.296
Southeast Missouri	21	1	4	1	1	0	0	2	0	0	2	3	2	0	0	6	21	10	2	.190
Texas Tech	32	7	11	5	1	0	1	2	0	4	0	3	1	0	0	2	21	7	0	.302
Southeast Missouri	21	6	5	5	0	0	2	4	0	1	1	3	0	0	1	3	21	4	0	.194
Austin Peay	29	5	9	5	4	0	2	2	0	0	0	0	0	0	0	6	18	9	2	.302
Southeast Missouri	29	3	9	3	1	0	2	3	0	0	0	1	0	0	1	1	21	10	3	.205
Austin Peay	30	4	7	3	1	0	1	5	1	0	0	1	0	0	0	4	21	7	1	.296
Southeast Missouri	27	8	13	8	1	0	0	5	0	1	0	1	1	1	0	1	18	1	0	.228
Austin Peay	19	0	1	0	0	0	0	2	0	0	0	0	0	0	0	6	16	8	1	.282
Southeast Missouri																				
Tennessee Tech																				
Southeast Missouri																				
Tennessee Tech																				
Southeast Missouri																				
Tennessee Tech																				
Southeast Missouri																				
Missouri State																				
Southeast Missouri																				
Belmont																				
Southeast Missouri																				
Belmont																				
Southeast Missouri																				
Belmont																				
Southeast Missouri																				
Saint Louis																				
Southeast Missouri																				
Morehead State																				
Southeast Missouri																				
Morehead State																				
Southeast Missouri																				
Morehead State																				
Southeast Missouri																				
Eastern Illinois																				
Southeast Missouri																				
Eastern Illinois																				
Southeast Missouri																				
Eastern Illinois																				
Southeast Missouri																				
Kansas City																				
Southeast Missouri																				
Kansas City																				



Game-by-Game Hitting

Opponent	AB	R	H	RBI	2B	3B	HR	BB	IBB	SB	CS	HBP	SAC	SF	GDP	K	PO	A	E	Avg
Southeast Missouri SIU Edwardsville																				
Southeast Missouri SIU Edwardsville																				
Southeast Missouri SIU Edwardsville																				
Southeast Missouri Saint Louis																				
Southeast Missouri Eastern Kentucky																				
Southeast Missouri Eastern Kentucky																				
Southeast Missouri Eastern Kentucky																				
Southeast Missouri Tennessee State																				
Southeast Missouri Tennessee State																				
Southeast Missouri Tennessee State																				
Southeast Missouri UT Martin																				
Southeast Missouri UT Martin																				
Southeast Missouri Murray State																				
Southeast Missouri Murray State																				
Southeast Missouri Murray State																				
Southeast Missouri UT Martin																				
Southeast Missouri UT Martin																				
Southeast Missouri Jacksonville State																				
Southeast Missouri Jacksonville State																				
Southeast Missouri Jacksonville State																				



Game-by-Game Pitching

Opponent	IP	H	R	ER	BB	SO	2B	3B	HR	WP	BK	HBP	DP	IBB	Score	W-L	SV	ERA
Southeast Missouri	4.0	5	8	7	5	4	0	0	2	1	0	0	1	0	0-8	0-1	0	15.75
Auburn	5.0	0	0	0	4	7	0	0	0	0	0	0	0	0	8-0	1-0	0	0.00
Southeast Missouri	6.0	9	5	5	1	6	2	1	0	0	0	0	1	0	1-5	0-2	0	10.80
Auburn	7.0	10	1	1	2	12	4	0	0	0	0	0	0	0	5-1	2-0	0	0.75
Southeast Missouri	6.0	7	3	3	2	7	2	0	0	0	0	1	0	0	1-3	0-3	0	8.44
Auburn	7.0	2	1	0	1	6	0	0	0	0	0	1	0	0	3-1	3-0	0	0.47
Southeast Missouri	6.0	9	7	5	1	1	1	0	3	0	0	0	0	0	0-7	0-4	0	6.36
Tennessee	7.0	3	0	0	2	9	0	0	0	0	0	2	1	0	7-0	4-0	0	0.27
Southeast Missouri	6.0	6	5	5	2	7	1	0	2	2	0	1	0	0	3-5	0-5	0	6.25
Tennessee	7.0	6	3	1	0	4	0	0	1	1	0	0	0	0	5-3	5-0	0	0.42
Southeast Missouri	7.0	8	2	2	0	5	1	0	1	0	0	0	0	0	6-2	1-5	0	5.40
North Dakota State	7.0	8	6	6	2	4	1	0	2	0	0	1	0	0	2-6	5-1	0	1.40
Southeast Missouri	6.0	6	9	8	4	3	0	0	3	0	0	1	0	0	3-9	1-6	0	5.98
Arkansas	7.0	5	3	3	1	7	1	0	0	2	0	0	0	0	9-3	6-1	0	1.64
Southeast Missouri	8.0	10	3	2	2	7	0	1	0	0	0	2	0	0	5-3	2-6	0	5.29
Texas Tech	8.0	6	5	5	5	5	1	0	1	0	0	0	0	0	3-5	6-2	0	2.04
Southeast Missouri	6.0	8	6	6	3	5	2	0	2	1	0	1	0	0	3-6	2-7	0	5.47
Arkansas	7.0	3	3	2	0	7	0	0	2	0	0	0	0	0	6-3	7-2	0	2.03
Southeast Missouri	7.0	11	7	6	2	2	1	0	1	0	0	3	1	0	1-7	2-8	0	5.53
Texas Tech	7.0	4	1	1	2	6	1	0	0	0	0	3	0	0	7-1	8-2	0	1.93
Southeast Missouri	7.0	9	5	4	2	6	4	0	2	1	0	0	0	0	6-5	3-8	0	5.38
Austin Peay	6.0	5	6	5	4	3	0	0	2	0	0	3	1	0	5-6	8-3	0	2.24
Southeast Missouri	7.0	7	4	2	5	4	1	0	1	0	0	1	0	1	3-4	3-9	0	5.07
Austin Peay	7.0	9	3	3	3	1	1	0	2	0	0	1	1	0	4-3	9-3	1	2.30
Southeast Missouri	6.0	1	0	0	2	6	0	0	0	0	0	0	0	0	8-0	4-9	0	4.70
Austin Peay	5.1	13	8	8	5	1	1	0	0	0	0	1	0	0	0-8	9-4	1	2.81
Southeast Missouri																		
Tennessee Tech																		
Southeast Missouri																		
Tennessee Tech																		
Southeast Missouri																		
Tennessee Tech																		
Southeast Missouri																		
Missouri State																		
Southeast Missouri																		
Belmont																		
Southeast Missouri																		
Belmont																		
Southeast Missouri																		
Belmont																		
Southeast Missouri																		
Saint Louis																		
Southeast Missouri																		
Morehead State																		
Southeast Missouri																		
Morehead State																		
Southeast Missouri																		
Morehead State																		
Southeast Missouri																		
Eastern Illinois																		
Southeast Missouri																		
Eastern Illinois																		
Southeast Missouri																		
Eastern Illinois																		
Southeast Missouri																		
Kansas City																		
Southeast Missouri																		
Kansas City																		



Game-by-Game Pitching

Opponent	IP	H	R	ER	BB	SO	2B	3B	HR	WP	BK	HBP	DP	IBB	Score	W-L	SV	ERA
Southeast Missouri SIU Edwardsville																		
Southeast Missouri SIU Edwardsville																		
Southeast Missouri SIU Edwardsville																		
Southeast Missouri Saint Louis																		
Southeast Missouri Eastern Kentucky																		
Southeast Missouri Eastern Kentucky																		
Southeast Missouri Eastern Kentucky																		
Southeast Missouri Tennessee State																		
Southeast Missouri Tennessee State																		
Southeast Missouri Tennessee State																		
Southeast Missouri UT Martin																		
Southeast Missouri UT Martin																		
Southeast Missouri Murray State																		
Southeast Missouri Murray State																		
Southeast Missouri Murray State																		
Southeast Missouri UT Martin																		
Southeast Missouri UT Martin																		
Southeast Missouri Jacksonville State																		
Southeast Missouri Jacksonville State																		
Southeast Missouri Jacksonville State																		



2021 OVC Statistics

Record: 2-1 Home: 2-1 Away: 0-0 OVC: 2-1

Player	avg	gp-gs	ab	r	h	2b	3b	hr	rbi	tb	slg%	bb	hp	so	gdp	ob%	sf	sh	sb-att	po	a	e	fld%
1 ANDERSON, Jillian	.571	3-3	7	2	4	1	0	0	0	5	.714	2	0	0	0	.667	0	0	2-3	1	0	0	1.000
14 ANDERSON, Kaylee	.556	3-3	9	3	5	0	0	2	3	11	1.222	1	1	0	0	.636	0	0	0-0	2	0	0	1.000
2 ANDERSON, Rachel	.500	3-3	8	5	4	0	0	0	0	4	.500	2	2	0	0	.667	0	0	0-0	8	0	0	1.000
24 WRIGLEY, Kynzie	.500	3-1	6	0	3	0	0	0	1	3	.500	0	0	1	0	.500	0	0	0-0	1	1	0	1.000
4 TUCKER, Alyson	.500	3-3	6	3	3	0	0	1	3	6	1.000	3	2	0	0	.727	0	0	0-0	4	3	1	.875
12 DREILING, Katie	.300	3-3	10	0	3	1	0	0	3	4	.400	1	0	0	1	.364	0	0	0-0	0	0	0	.000
26 ELLIS, Ashley	.250	3-3	8	0	2	0	0	0	2	2	.250	2	0	1	0	.364	1	0	0-0	18	0	0	1.000
10 EMERT, Ashley	.125	3-3	8	0	1	0	0	0	1	1	.125	0	0	1	0	.125	0	0	0-0	5	6	2	.846

20 WININGER, Leah	1.000	1-0	1	0	1	0	0	0	2	1	1.000	0	0	0	0	1.000	0	0	0-0	0	0	0	.000
15 PAULEY, Austine	.200	3-2	5	2	1	0	0	1	1	4	.800	0	0	1	0	.200	0	0	0-0	2	5	0	1.000
7 DAVIS, Karsyn	.000	2-2	4	0	0	0	0	0	0	0	.000	0	0	0	1	.000	0	0	0-0	12	0	0	1.000
21 PENA, Chelsy	.000	1-1	2	0	0	0	0	0	0	0	.000	0	0	0	0	.000	0	0	0-0	6	0	0	1.000
27 GRIFFIN, Anna	.000	1-0	1	0	0	0	0	0	0	0	.000	0	0	1	0	.000	0	0	0-0	0	0	0	.000
16 RICKERMANN, Abigail	.000	3-0	1	0	0	0	0	0	0	0	.000	1	0	0	0	.500	0	1	0-0	0	0	0	.000
3 WALLEN, Kimmy	.000	2-0	1	0	0	0	0	0	0	0	.000	0	0	0	0	.000	0	0	0-0	0	0	0	.000
17 ROBINSON, Kelby	.000	3-0	0	2	0	0	0	0	0	0	.000	0	0	0	0	.000	0	0	0-0	0	0	0	.000
Totals	.351	3	77	17	27	2	0	4	16	41	.532	12	5	5	2	.463	1	1	2-3	60	15	3	.962
Opponents	.218	3	78	9	17	5	0	3	8	31	.397	9	1	16	0	.307	0	0	0-0	55	24	4	.952

LOB - Team (24), Opp (19). DPs turned - Team (0), Opp (2). IBB - Team (0), Opp (1).

(OVC games only Sorted by Earned run avg)

Player	era	w-l	app	gs	cg	sho	sv	ip	h	r	er	bb	so	2b	3b	hr	b/avg	wp	hp	bk	sfa	sha
9 ROOK, Rachel	2.62	1-0	2	2	1	1/0	0	10.2	7	5	4	4	11	4	0	2	.179	1	0	0	0	0
19 HOLMAN, Paytience	2.62	0-1	1	1	0	0/0	0	5.1	5	4	2	3	4	0	0	1	.217	0	1	0	0	0

6 DAVIS, Marisa	0.00	1-0	2	0	0	0/0	0	2.2	3	0	0	0	1	0	0	0	.300	0	0	0	0	0
12 DREILING, Katie	0.00	0-0	1	0	0	0/0	0	1.1	2	0	0	2	0	1	0	0	.333	0	0	0	0	0
Totals	2.10	2-1	3	3	1	1/0	0	20.0	17	9	6	9	16	5	0	3	.218	1	1	0	0	0
Opponents	6.11	1-2	3	3	0	0/0	1	18.1	27	17	16	12	5	2	0	4	.351	0	5	0	1	1

PB - Team (1), K. DAVIS 1.