



## 2021 SOUTHEAST MISSOURI BASEBALL

Games  
**12-14**



### Schedule

### Southeast Missouri (5-6) at SIUE (5-4)

#### Follow the Redhawks

**Video**.....ESPN+  
**Live Stats**.....SIUECougars.com  
**Twitter**.....@SEMObaseball

**Dates**.....March 12-13, 2021  
**Series Schedule**.....Mar. 12, 2 p.m., CT  
Mar. 13, 1 p.m., CT (DH)  
**Location**.....Edwardsville, Ill.  
**Facility**.....Simmons Complex (1,000)  
**Series**.....SEMO leads, 20-8 (since 1999)  
**Last Meeting**.....SIUE 3, SEMO 2  
(Mar. 17, 2019 | Edwardsville, Ill.)

**Head Coaches**.....Andy Sawyers (180-129 overall; 93-102 at SEMO; 48-45 OVC).  
Sean Lyons (70-109 overall; 70-109 at SIUE).

#### Strategic Communications

Jeff Honza, Assistant Director of Athletics  
**Office Phone**.....(573) 651-2933  
**Mobile**.....(618) 528-1145  
**Email**.....redhawk1@me.com

#### February (2-5)

19	at South Alabama	W, 4-2
20	at South Alabama	L, 5-6
21	at South Alabama <sup>ESPN+</sup>	W, 8-6 (10)
25	at #2 Arkansas <sup>SEC Network+</sup>	L, 5-6 (10)
26	at #2 Arkansas <sup>SEC Network+</sup>	L, 3-7
27	at #2 Arkansas <sup>SEC Network+</sup>	L, 3-9
28	at #2 Arkansas <sup>SEC Network+</sup>	L, 4-11 (5)

#### March (3-1, 0-0 OVC)

5	Illinois State	W, 4-3
6	Illinois State (DH)	W, 5-1; L, 1-13
7	Illinois State	W, 8-1
12	at SIU Edwardsville* <sup>ESPN+</sup>	2 p.m.
13	at SIU Edwardsville (DH)* <sup>ESPN+</sup>	1 p.m.
16	at Saint Louis	3 p.m.
19	Austin Peay*	5 p.m.
20	Austin Peay (DH)* <sup>ESPN+</sup>	2 p.m.
23	Southern Illinois	5 p.m.
26	at Eastern Illinois*	3 p.m.
27	at Eastern Illinois (DH)*	11:30 a.m.
30	Missouri State	5 p.m.

#### April (0-0, 0-0 OVC)

2	Jacksonville State*	5 p.m.
3	Jacksonville State (DH)* <sup>ESPN+</sup>	2 p.m.
9	at Murray State*	5 p.m.
10	at Murray State (DH)*	2 p.m.
13	at UT Martin	5 p.m.
16	Tennessee Tech* <sup>ESPN+</sup>	5 p.m.
17	Tennessee Tech (DH)* <sup>ESPN+</sup>	2 p.m.
23	at Missouri State	6:30 p.m.
24	at Missouri State (DH)	1 p.m.
25	at Missouri State	1 p.m.
28	at Austin Peay	3 p.m.
30	at Belmont*	4 p.m.

#### May (0-0, 0-0 OVC)

1	at Belmont (DH)*	1 p.m.
7	Eastern Kentucky* <sup>ESPN+</sup>	5 p.m.
8	Eastern Kentucky (DH)* <sup>ESPN+</sup>	2 p.m.
14	at Morehead State*	1 p.m.
15	at Morehead State (DH)*	1 p.m.
20	UT Martin*	5 p.m.
21	UT Martin (DH)*	2 p.m.
27-29	OVC Tournament	TBA

#### Southeast Missouri Probable Starting Pitchers

	#	Name	LHP	Ht.	Wt.	Cl.	Hometown (Previous School)
Game 1	25	Dylan Dodd	LHP	6-3	210	Sr.	Danville, Ill. (Kankakee CC)
Game 2	18	Noah Niznik	LHP	5-11	196	So.	St. Louis, Mo. (St. John Vianney H.S.)
Game 3	-	TBA	-	-	-	-	-

#### SIUE Probable Starting Pitchers

	#	Name	LHP	Ht.	Wt.	Cl.	Hometown (Previous School)
Game 1	29	David Llorens	LHP	6-5	230	Sr.	Grayslake, Ill. (Heartland CC)
Game 2	20	Jake Bockenstedt	RHP	6-1	190	So.	Cedar Rapids, Iowa (Southeastern CC)
Game 3	33	Kaid Karnes	LHP	6-1	215	Jr.	Quapaw, Okla. (Cowley County CC)

#### Redhawks Open OVC Play

Southeast Missouri (5-6) opens Ohio Valley Conference play with a three-game series at SIU Edwardsville (5-4) this weekend. The Redhawks and Cougars play a single game at 2 p.m. Friday before wrapping things up with a 1 p.m., CT doubleheader Saturday.

#### Follow the Redhawks

Fans can listen to all games of Southeast Missouri's series with SIU Edwardsville at SEMO ESPN 93.5 FM and 1220 AM. Erik Sean will call the action. Video for all three games is available at ESPN+. Live stats can be accessed at SIUECougars.com. Twitter updates provided @SEMObaseball.

#### OVC Openers

Southeast Missouri is 18-11 all-time in Ohio Valley Conference openers. That mark includes a 3-1 record under Head Coach Andy Sawyers. SEMO has opened conference play with a win in three-straight seasons.

#### March 12

Friday marks exactly one year from the time a global COVID-19 pandemic brought college athletics to an abrupt halt. On Mar. 12, 2020,

the NCAA canceled its men's and women's basketball tournaments and conferences across the country changed plans for games in the months ahead. That decision affected championships in all winter and spring sports, including baseball. Southeast Missouri dropped a 6-4 midweek contest at longtime rival Southern Illinois in its final game of the shortened 2020 campaign a day before the decision to cancel play was made.

#### OVC Schedule

The Redhawks begin their 30-game Ohio Valley Conference slate in Edwardsville, Illinois this weekend. Each of Southeast Missouri's three-game series in conference play will be contested over two days with a single game on Friday and a doubleheader Saturday with the



**Southeast Missouri or SEMO** is the preferred reference for Southeast Missouri State University athletic teams. Southeastern Missouri State is not an acceptable reference.



exception of the Redhawks home series vs. UT Martin (May 20-21) That series will be played on Thursday and Friday. SEMO hosts UT Martin, Austin Peay (Mar. 19-20), Jacksonville State (Apr. 2-3), Tennessee Tech (Apr. 16-17) and Eastern Kentucky (May 7-8), and visits SIUE, Eastern Illinois (Mar. 26-27), Murray State (Apr. 9-10), Belmont (Apr. 30-May 1) and Morehead State (May 14-15) in league action this year.

## Series History

Southeast Missouri and SIU Edwardsville meet for the 29th time since SEMO joined the NCAA Division I ranks in 1992. The Redhawks hold a 20-8 lead in the all-time series during that span. SEMO went 10-4 in the last 14 matchups between these clubs. The Redhawks last won a series in Edwardsville during the 2015 campaign. SEMO clinched the series win by taking the final two games by a combined score of 32-8. The Redhawks won game two, 10-0, and game three, 22-8, that year.

## Something in Common

Southeast Missouri and SIU Edwardsville are tied for first in the Ohio Valley Conference in stolen bases. Both the Redhawks and Cougars have 18 stolen bases entering this weekend's series. SEMO ranks 23rd in the nation in stolen bases through 11 games this year.

## Redhawks Beat Illinois State

The Redhawks posted their second series win of the season and first at home when they won three of four games against Illinois State (Mar. 5-7) in Cape Girardeau last weekend. Southeast Missouri, which also claimed its first series victory against Missouri Valley Conference member ISU in program history, snapped a 12-game losing streak in its series against the Redbirds.

## League Opening Series Wins

Southeast Missouri goes after a series win to start Ohio Valley Conference play for the second-straight season. SEMO won its league-opening series, 2-1, at UT Martin in 2020. That was the only conference series the Redhawks played due to the shortened campaign because of COVID-19. If SEMO wins the series at SIU Edwardsville this weekend, it will mark the first time since 2015 and 2016 where

the Redhawks began OVC play with a series victory in back-to-back years.

## Big Weekend for Wilber

Shortstop Tyler Wilber hit a team-best .615 to lead Southeast Missouri in its series victory over Illinois State (Mar. 5-7). Wilber went 8-for-13 at the plate with two runs scored, a double and four RBI. He hit safely and had a RBI in all four games of the series. Wilber also collected multiple hits in three of his four starts against the Redbirds. He tops SEMO hitting .410 with six runs, 16 hits, six RBI and five walks through 11 games this season. Wilber ranks third in the Ohio Valley Conference in batting average as one of three players in the league hitting over .400 in 2021. Eastern Illinois' Trey Sweeney (.429) and Tennessee Tech's Gavin Johns (.412) are the others. Additionally, Wilber carries a four-game hitting streak into this weekend's series against SIU Edwardsville.

## Complete Game for Niznik

Left-hander Noah Niznik tossed a complete game victory to give Southeast Missouri a 5-1 victory over Illinois State (Mar. 6). Niznik recorded his first win of the season after striking out four and walking nine in seven innings. He allowed only one earned run, as well. It marked the third complete game and matched the longest outing of Niznik's career.

## First Win for Miller

Freshman right-hander Kyle Miller picked up the win in his first career start when he defeated Illinois State (Mar. 7). Miller worked six innings, striking out three and walking one. He also gave up six hits and allowed just one run. Miller improved to 1-1 with a save in four appearances and one start this year.

## Yard Work

Catcher Wade Stauss launched a three-run home run in back-to-back days during Southeast Missouri's series vs. Illinois State (Mar. 5-7). Stauss hit the first of those two bombs in the bottom of the third inning of game two. He then homered again in that same inning to grab SEMO the lead during the series finale. Stauss leads the Redhawks with three home runs and nine RBI this year. He is also tied for first in the Ohio Valley Conference in home runs.

## 2021 OVC Standings (as of Mar. 10)

School	Conference				Overall			
	W	L	T	Pct.	W	L	T	Pct.
Eastern Illinois	0	0	0	.000	8	5	0	.615
SIUE	0	0	0	.000	5	4	0	.556
Jacksonville State	0	0	0	.000	5	6	0	.455
Morehead State	0	0	0	.000	5	6	0	.455
<b>Southeast Missouri</b>	<b>0</b>	<b>0</b>	<b>0</b>	<b>.000</b>	<b>5</b>	<b>6</b>	<b>0</b>	<b>.455</b>
Tennessee Tech	0	0	0	.000	3	4	0	.429
Murray State	0	0	0	.000	5	7	0	.417
UT Martin	0	0	0	.000	4	6	0	.400
Belmont	0	0	0	.000	3	5	0	.375
Eastern Kentucky	0	0	0	.000	4	7	0	.364
Austin Peay	0	0	0	.000	2	8	0	.200

## This Weekend's Schedule

### Friday, March 12

Eastern Kentucky at Morehead State, 2 p.m.  
Murray State at Eastern Illinois, 3 p.m.  
Belmont at UT Martin, 3 p.m.  
**Southeast Missouri at SIUE, 4 p.m.**  
Tennessee Tech at Austin Peay, 5 p.m.  
Jacksonville State at South Alabama, 6:30 p.m.

### Saturday, March 13

Murray State at Eastern Illinois (DH), 11:30 a.m.  
Eastern Kentucky at Morehead State (DH), 12 p.m.  
Tennessee Tech at Austin Peay (DH), 1 p.m.  
**Southeast Missouri at SIUE (DH), 1 p.m.**  
Belmont at UT Martin (DH), 1 p.m.  
Jacksonville State at South Alabama, 2 p.m.

### Sunday, March 14

Jacksonville State at South Alabama, 1 p.m.



## Leeper Walk Off

Freshman third baseman Peyton Leeper delivered a sinking line drive base hit in the bottom of the 10th inning to give Southeast Missouri a 4-3 walk off win over Illinois State (Mar. 5). Danny Wright led off the Redhawks final at-bat with a single up the middle and Jevon Mason was hit by a pitch. Ty Stauss advanced both runners on a sacrifice bunt. With two outs after Connor Basler flied out to right, Leeper singled home the winning run on his first career walk off hit.

## Triple Time

Peyton Leeper is tied for first in the nation and leads the Ohio Valley Conference with three triples this season. Leeper tripled in two of his last three contests. He is among eight players with three triples thus far. Collin Burns (Tulane), Chris Cannizzaro (Bucknell), Luis DeLeon (N.C. Central), Preston Jones (Oregon State), Corey Rosier (UNC Greensboro), Joe Simourian (Navy) and Brayden Taylor (TCU) are the others. Leeper also leads the OVC with 11 walks.

## Ralls Nails Down First Save

Sophomore right-hander Hunter Ralls pitched effectively for three innings to claim his first career save against Illinois State (Mar. 7). Ralls recorded five strikeouts and allowed two hits in three scoreless innings. He did not allow a walk, as well. It was the fourth relief appearance of Ralls' career.

## Dodd on the Hill

Left-hander Dylan Dodd (1-0) will get the ball for Friday's series opener at SIU Edwardsville. Dodd will make his 12th career Ohio Valley Conference start on the mound. He is 3-3 with 62 strikeouts in 60.2 innings through 11 career starts against league opponents. Dodd's most strikeouts in a game against any OVC opponent actually came at SIU Edwardsville on Mar. 15, 2019. He struck out 11, walked none and allowed only one run on five hits in 5.2 innings en route to beating the Cougars that game.

## 10-Strikeout Performance

Dylan Dodd was again magnificent on the mound during his second start of the season. Dodd wound up getting a no-decision against #2 Arkansas (Feb. 25). He finished with 10,

strikeouts, walked two and allowed just two runs on three hits. Dodd struck out two in each of the first three innings and sat the Razorbacks down in order in the second. He also no-hit Arkansas through 2.2 innings. It marked the third time where Dodd struck out 10 or more during his career.

## Approaching 150 Strikeouts

Dylan Dodd is 19 strikeouts away from getting 150 in his Southeast Missouri career. Dodd recorded 139 strikeouts in 121.2 innings to date. He currently ranks fifth among SEMO's all-time career leaders in strikeouts/9 innings (10.32) and seventh in walks/9 innings (2.52). Dodd also leads the Ohio Valley Conference with 26 strikeouts and 19 innings pitched so far.

## Career Hit 200

Danny Wright registered the 200th hit of his career with a two-RBI single that gave Southeast Missouri a 5-2 lead in the eighth inning of game one at #2 Arkansas (Feb. 25). Wright finished with three RBI in that contest.

## Division I Debuts

Twelve players have made their NCAA Division I baseball debuts at Southeast Missouri so far this season. At South Alabama (Feb. 19-21), freshmen Noah Jacobsen made his first career starts in right field, freshman Ty Stauss made his first start in left field and right-hander Ryan Vogt recorded his first start on the mound. Four others, including freshmen Kyle Miller and sophomores Connery O'Donnell, Austin Williams and Hunter Ralls made their first relief appearances as Redhawks. At #2 Arkansas, Jevon Mason and Braxton Zivic each logged their first starts in the outfield, while Joey Kossina, Joseph Karall and Matt Perego pitched for the first time out of SEMO's bullpen.

## Season-Opening Series Win

The Redhawks opened their 2021 campaign with a 2-1 series win on the road at Sun Belt Conference member South Alabama (Feb. 19-21). Southeast Missouri beat the Jaguars, 4-2, on Feb. 19 and, 8-6, in 10 innings on Feb. 21 to claim its second season-opening series win under Head Coach Andy Sawyers. With its win on Feb. 19, SEMO also improved to 12-18 all-time in season-opening games during its

NCAA Division I era (since 1992) and 3-2 in such games under Sawyers.

## On the Road in February

A schedule adjustment early on put Southeast Missouri on the road for its first month of the baseball season. The Redhawks wound up beginning their 2021 campaign with a three-game series at South Alabama (Feb. 19-21). SEMO was originally supposed to host Milwaukee in a four-game series on opening weekend, but large amounts of snow and ice covered the Cape Girardeau area forcing unplayable conditions. Southeast Missouri State University's main campus was closed due to the heavy winter weather on Feb. 15 and Feb. 16. SEMO capped its first month of the season with a 2-5 record.

## Basler Now Fifth in Career Stolen Bases

Connor Basler stole at least one base in each of the first three games of the 2021 campaign. As a result, Basler moved into a three-way tie for fifth among Southeast Missouri's all-time career stolen base leaders. He, Kerry Robinson (1993-95) and Kenton Parmley (2009-12) share the fifth-place spot with 46 stolen bases. Denver Stuckey (2000-03) currently holds the record with 52. Basler stole a base in each of his first three games of a season for the first time in his Redhawk career.

## Andrews Off to Good Start

Freshman Lincoln Andrews was one of three Redhawks to hit over .330 during Southeast Missouri's series at South Alabama (Feb. 19-21). Andrews hit .385 with a run scored, five hits and three RBI. He led the Redhawks in hits and RBI during opening weekend. Andrews hit safely in five of his first seven games this year.

## Miller Shines

Freshman right-hander Kyle Miller recorded a six-out save in his first Southeast Missouri appearance at South Alabama (Feb. 19). Miller entered the game in the eighth inning and struck out four, walked none and gave up two hits in 2.1 innings of work.



## Double-Digit Hits

Southeast Missouri registered 10 or more hits for the fourth time this season when it pounded out 11 vs. Illinois State (Mar. 7). The Redhawks posted a season-best 11 hits on three occasions. SEMO is 3-1 in games where it gets 10 or more hits.

## Stauss Brothers

Brothers Wade and Tyler Stauss were in Southeast Missouri's lineup together for the first time in the series finale at South Alabama (Feb. 21). Wade started at catcher and his younger brother, Ty, was in left field for that contest. They have been in the starting lineup together a total of four times this year.

## First Home Runs

Wade Stauss and Andrew Keck became the first to hit a home run for Southeast Missouri this young season. Stauss homered to right center in the first inning and Keck homered to left center in the third inning of the series finale at South Alabama (Feb. 21).

## Redhawks Sweep OVC Honors

Southeast Missouri seniors Austin Blazeovic and Dylan Dodd swept the Ohio Valley Conference Player and Pitcher of the Week honors on Feb. 22. A first baseman from Plainfield, Illinois, Blazeovic won this year's first OVC Player of the Week accolade, while Dodd, a left-hander from Danville, Illinois, claimed the first OVC Pitcher of the Week award in 2021. Blazeovic and Dodd gave SEMO its first sweep of the league's accolades during the opening week of a season in eight years. Jason Blum (Player) and Zack Smith (Pitcher) was the last duo to complete that sweep on Feb. 18, 2013. Blazeovic hit .455 with five runs scored, a double, walk and one RBI to lead SEMO to a series victory at South Alabama (Feb. 19-21). He finished the series with multiple hits in back-to-back games. In Sunday's finale, Blazeovic rallied the Redhawks in the ninth inning where they scored three runs to get a 6-5 lead. He started the inning with a single and SEMO sent eight hitters to the plate during its big inning. Then, after USA tied things up in the bottom of the ninth, Blazeovic ripped a double down the right field line to score Danny Wright for the go-ahead run all the way from first base. Meanwhile, Dodd struck out eight and allowed only one walk in six innings to lead SEMO to a season-open-

ing 4-2 win over USA on Feb. 19. He moved to 2-1 in his career on opening day. Dodd got stronger as the game went along en route to nailing down his first win of 2021. He retired 12 of the last 13 hitters he faced before giving way to Bryce Grossius in the seventh. Dodd pitched back-to-back 1-2-3 innings in the fifth and sixth frames. The OVC Pitcher of the Week honor marks the third of Dodd's career and the OVC Player of the Week laurel is the second of Blazeovic's time in a SEMO uniform.

## Season 63

The 2021 campaign is Southeast Missouri's 63rd year of college baseball. The Redhawks are in their 30th season as an NCAA Division I program. SEMO is 1,369-1,123-10 all-time and 835-736-1 at the NCAA Division I level since the inception of its baseball program. The Redhawks have a 409-283-1 record in Ohio Valley Conference play. SEMO won four OVC regular-season titles (2002, 2014, 2015, 2016), three OVC Tournament crowns (1998, 2002, 2016) and made three NCAA Tournament appearances (1998, 2002, 2016) in program history.

## Redhawks Tabbed Fifth in OVC Preseason Poll

The Redhawks accumulated 131 points and one first-place nod in this year's Ohio Valley Conference Predicted Order of Finish voted on by the OVC Head Baseball Coaches and Communication Directors. Belmont is this year's preseason favorite with 188 points and 14 first-place votes, while Jacksonville State (176 pts.), Murray State (136 pts.) and Austin Peay (132 pts.) also rated above the Redhawks. Eastern Kentucky (117 pts.), SIU Edwardsville (78 pts.), Eastern Illinois (73 pts.), Morehead State (57 pts.), Tennessee Tech (66 pts.) and UT Martin (45 pts.) round out the preseason poll.

## Wilber and Dodd Earn Preseason All-OVC Honors

Junior shortstop Tyler Wilber and senior left-handed pitcher Dylan Dodd was named to this year's Preseason All-Ohio Valley Conference Team. Statistics were based on the 2019 campaign when determining the 16 players selected to the 2021 Preseason All-OVC squad. A native of Danville, Illinois, Dodd led SEMO with 77 strikeouts in 76 innings through 14 starts that year. He finished with

four wins on the mound, second-most on the team. Dodd tied for eighth in the OVC in strikeouts. Wilber, who hails from Los Alamitos, California, led the league in batting average (.383) and on-base percentage (.480), while ranking third in doubles (19) and fifth in hits (80) in 55 starts during the 2019 season. He also scored 43 runs, had a team-high three triples and led the Redhawks with 40 RBI. For his efforts, Wilber garnered First-Team All-OVC accolades.

## Wilber Ranked 17th Among D1Baseball's Top 100 Shortstops

D1Baseball rated Southeast Missouri junior Tyler Wilber 17th among its Top 100 shortstops in the nation. A native of Los Alamitos, California, Wilber was rated among D1Baseball's Top 40 junior hitters in 2020. He ranked second on the team with a .406 batting average in 17 starts during a shortened season due to COVID-19. Wilber led the Redhawks in runs (26), doubles (9), walks (11) and on-base percentage (.494). Wilber was atop the Ohio Valley Conference in runs scored and ranked second in doubles, total bases (48) and total plate appearances (85) when play was suspended. Nationally, he ranked second in runs scored, fourth in runs per game (1.53) and ninth in total bases. UCLA's Matt McLain was tabbed as the No. 1 shortstop on this year's list.

## 2021 Roster

After all the uncertainties and challenges brought on by the COVID-19 pandemic, the NCAA Division I Council decided to allow schools to provide spring sport student-athletes an additional season of competition and an extension on their period of eligibility. Since everyone from 2020 redshirted, Southeast Missouri brings back over 60 percent of its roster. That said, the Redhawks 2021 squad consists of 38 players, including 19 returnees, six position starters and three starting pitchers.

## 2020 Recap

Southeast Missouri was 9-8 overall and 2-1 in the Ohio Valley Conference at the time play was cancelled due to a global COVID-19 pandemic in 2020. SEMO heated up to win seven of its final nine contests during its shortened campaign. The Redhawks were establishing their identity in the early going of 2020. SEMO was making significant strides





with their starting pitching, playing excellent defense and reaping the benefits from an offense built around power and speed. Statistically, the Redhawks concluded competition ranked first in the OVC in batting average (.314), hits (188), triples (9), stolen bases (36) and fielding percentage (.976). SEMO was also second in slugging percentage (.513), on-base percentage (.404), runs scored (129), RBI (121) and home runs (21). Nationally, the Redhawks were sixth in hits, eighth in triples and 11th in both batting average and slugging percentage.

## Sawyers in Fifth Year

Andy Sawyers is in his fifth year as Southeast Missouri's head coach. Sawyers, who has been coaching college baseball for more than two decades, is 180-129 in his career as a head coach. That includes a 93-102 record and 48-45 Ohio Valley Conference mark as SEMO's skipper. He has led the Redhawks to two OVC Tournaments (2017, 2018). SEMO's 29 victories in 2017 are currently the most in a season with Sawyers at the helm.

## Over 150 Starts

Two Redhawks have made over 150 starts in their careers. Second baseman Connor Basler tallied a team-high 184 career starts and mainstay center fielder Danny Wright has accumulated 172. Both Basler and Wright are fifth-year seniors after joining Southeast Missouri's baseball program in 2017.

## Pro Prospects Return

Shortstop Tyler Wilber, a First-Team All-Ohio Valley Conference selection in 2019, chose to remain at Southeast Missouri after turning down free agent offers from a couple of different professional teams last summer. Left-handed pitcher Dylan Dodd also decided to return after getting offers to play professionally.

## Career Hitters

Southeast Missouri has three players hitting .295 or better for their careers entering this weekend's series. Tyler Wilber leads the way with a .391 career batting average followed by Danny Wright (.300) and Andrew Keck (.295). Wilber, Keck and Wright have combined for a total of 406 hits, 243 runs scored, 73 doubles, 11 triples, 21 home runs and 216 RBI in their careers.

## Career Rankings

Tyler Wilber presently ranks third all-time among Southeast Missouri's career leaders with a .391 batting average. Danny Wright is third in hit by pitch (30) and Connor Basler rates seventh in hit by pitch (25) and fifth in stolen bases (46). Dylan Dodd ranks fifth all-time in strikeouts/9 innings (10.32) and seventh in walks allowed/9 innings (2.52).

## Coaching Additions

Southeast Missouri baseball great Trevor Ezell and former Rend Lake College assistant Drew Millwood join the Redhawks coaching staff this season. Ezell is the team's Director of Offensive Player Development and Millwood is Director of Analytics. Both will handle various administrative duties and assist with stat compilation, analytical breakdown, video analysis and scouting. A native of Bryant, Arkansas, Ezell returns to Cape Girardeau following a two-year stint in Minor League Baseball. He was signed by the Tampa Bay Rays during the summer of 2019 after making a trip to the College World Series at the University of Arkansas. Ezell wrapped up his college career with the Razorbacks after spending four years at SEMO. He earned both First-Team and Second-Team All-Ohio Valley Conference honors. Ezell started 181 games and accumulated 251 hits, 194 runs, 128 RBI, 48 stolen bases and 45 doubles in his career. He also hit .336, boasted a .495 slugging percentage and held a .967 fielding percentage during his time as a Redhawk. Millwood worked as an assistant coach at Rend Lake College. He was responsible for the hitters and was the Warriors recruiting coordinator. His only season at Rend Lake was cut short due to COVID-19. Before Rend Lake College, Millwood was both Head Coach and Athletic Director at Wayne City High School and was Head Baseball Coach at Webber Township High School. He helped grow and develop the baseball team and enhanced the overall athletic programming for both schools in those roles. Millwood first started coaching when he was the owner and operator of one of the largest sports training facilities in Southern Illinois. While in that position, he worked with a diverse population of athletes ranging from kids and weekend warriors to Division I collegiate athletes and Cross-Fit and OCR competitors.

## 2021 Ohio Valley Conference Schedule

The Redhawks will play a 30-game Ohio Valley Conference slate in 2021. Each three-game series will be played over two days with a single game on Friday and a doubleheader on Saturday with the exception of the Redhawks home series with UT Martin (May 20-21) which will be contested on Thursday and Friday. In addition to UT Martin, Austin Peay (Mar. 19-20), Jacksonville State (Apr. 2-3), Tennessee Tech (Apr. 16-17) and Eastern Kentucky (May 7-8) come to Cape Girardeau this year. Meanwhile, the Redhawks road series in conference play are at SIU Edwardsville (Mar. 12-13), Eastern Illinois (Mar. 26-27), Murray State (Apr. 9-10), Belmont (Apr. 30-May 1) and Morehead State (May 14-15). The Redhawks will open OVC play on the road at SIUE.

## Redhawks in the Major Leagues

A total of 10 Southeast Missouri players have gone on to play Major League Baseball. Presently, left-handed pitcher Joey Lucchesi, is the only former Redhawk on an active roster. Lucchesi, after spending three seasons with the San Diego Padres is in spring training with the New York Mets. He was traded to the Mets on Jan. 19. SEMO has had a total of 30 players drafted since 1966. Lucchesi is the highest draft pick out of the Redhawks baseball program when he went in the fourth round in 2018. Left-handed pitcher Galen McSpadden and first baseman Matt Tellor are SEMO's other two Top-10 draft picks. McSpadden was a sixth-round selection by the Padres and Tellor was a 10th-round pick by the Atlanta Braves in 2014.

## On Deck

Southeast Missouri plays its first midweek game of the season when it heads to Saint Louis on Mar. 16. First pitch is set for 3 p.m., CT at the Billiken Sports Complex.



## SOUTHEAST MISSOURI BASEBALL NOTES // SIUE SERIES

No.	Name	Pos.	Ht.	Wt.	Cl.	B/T	Hometown (High School/College)
00	Jeb Callaghan	LHP	6-1	222	Jr.	L/L	Yakima, Wash. (Naches Valley/George Washington)
1	Jevon Mason	OF	5-11	202	So.	R/R	West Des Moines, Iowa (West Des Moines Valley/Iowa Western CC)
2	Connor Basler	INF	6-1	183	Sr.	R/R	Ste. Genevieve, Mo. (Valle Catholic)
4	Braxton Zivic	OF	5-9	183	So.	R/R	Magnolia, Del. (Atlantic Shores Christian/Rend Lake College)
5	Noah Jacobsen	OF	6-1	200	Fr.	R/R	Potosi, Mo. (Potosi)
7	Kyle Miller	RHP	6-2	210	Fr.	R/R	Eureka, Mo. (Eureka)
8	Ty Stauss	UT	5-10	190	Fr.	L/R	Wildwood, Mo. (Lafayette)
9	Tyler Wilber	INF	6-3	225	Jr.	R/R	Los Alamitos, Calif. (Los Alamitos/Long Beach City College)
10	Lincoln Andrews	INF	6-4	228	Fr.	L/R	Canon City, Colo. (Canon City)
11	Rance Pittman	RHP	6-1	196	Jr.	R/R	West Linn, Ore. (West Linn/Lower Columbia College)
12	Andrew Keck	C	6-3	220	So.	R/R	St. Louis, Mo. (St. John Vianney)
13	Wade Stauss	C	6-2	225	R-So.	L/R	Wildwood, Mo. (Lafayette)
14	Danny Sperling	INF	6-1	188	So.	L/R	Wauconda, Ill. (Wauconda/McHenry County College)
15	Joseph Karall	RHP	6-2	218	So.	R/R	St. Albert, Alberta, Canada (Bellerose Composite/Cloud County CC)
16	Peyton Leeper	UT	5-11	200	Fr.	S/R	Mokane, Mo. (South Callaway)
17	Jon Sawyers	LHP	6-0	183	Fr.	L/L	Chesapeake, Va. (Atlantic Shores Christian/Rend Lake College)
18	Noah Niznik	LHP	5-11	196	So.	L/L	St. Louis, Mo. (St. John Vianney)
19	Danny Wright	OF	5-11	180	Sr.	S/R	Dardenne Prairie, Mo. (Fort Zumwalt West)
20	Ryan Vogt	RHP	6-4	220	So.	R/R	Ava, Ill. (Trico/McKendree University)
21	Josh Hoffmann	LHP	5-10	200	So.	L/L	Ballwin, Mo. (Parkway South/Southeastern CC (IA)
22	Austin Blazevec	INF	6-2	203	Sr.	L/R	Plainfield, Ill. (Plainfield Central/Kaskaskia College)
23	Brett Graber	OF	6-0	190	So.	R/R	Sacramento, Calif. (Capital Christian School/Cosumnes River College)
24	Fischer Rausch	RHP	6-5	237	Fr.	R/R	St. Louis, Mo. (Valley Park)
25	Dylan Dodd	LHP	6-3	210	Sr.	L/L	Danville, Ill. (Bismarck-Henning/Kankakee CC)
26	Collin Wilma	RHP	6-4	190	Fr.	R/R	Tinley Park, Ill. (Tinley Park)
27	Austin Williams	RHP	6-3	210	Jr.	R/R	Judsonia, Ark. (White County Central/Three Rivers CC)
28	Anthony Klein	RHP	6-1	225	Fr.	R/R	St. Louis, Mo. (Parkway Central)
30	Adonis Forte	OF	5-11	182	Fr.	L/L	Omaha, Neb. (Omaha Central)
31	Blake Cisneros	LHP	6-1	208	So.	L/L	Fenton, Mo. (Rockwood Summit)
32	Connery O'Donnell	RHP	6-3	212	So.	R/R	Milliken, Colo. (Roosevelt/Garden City CC)
33	Bryce Grossius	RHP	6-1	210	So.	R/R	St. Louis, Mo. (St. Mary's)
34	Brandon McCabe	RHP	6-0	215	So.	R/R	Boynton, Fla. (Trinity Christian Adademy/Rend Lake College)
35	Ryan Malzahn	OF	6-4	203	Fr.	R/R	O'Fallon, Mo. (Living Word Christian)
36	Joey Kossina	LHP	6-2	203	Fr.	L/L	Belleville, Ill. (Belleville West)
37	Hunter Ralls	RHP	6-3	190	So.	R/R	Anna, Ill. (Jonesboro)
38	Hayden Malenfant	RHP	6-2	197	Jr.	R/R	Whitby, Ontario (Sinclair Secondary/Southeastern CC (IA)
44	Matt Perego	RHP	6-7	252	So.	R/R	Ballwin, Mo. (Parkway West/John A. Logan College)
55	Noah Stone	RHP	6-8	283	So.	R/R	St. Louis, Mo. (Lutheran South/Three Rivers CC)

### Coaches & Staff

- 3 Andy Sawyers, Head Coach (Fifth Year)
- 35 Matthew Kinney, Assistant Coach (Fourth Year)
- 6 Michael Cavazos, Volunteer Assistant (Second Year)
- Trevor Ezell, Director of Offensive Player Development (First Year)
- Drew Millwood, Director of Analytics (First Year)
- Brian Robbett, Strength & Conditioning
- Mike Patke, Athletic Trainer
- Connor Rooney, Manager
- Connor Martin, Manager
- Ben Kouba, Manager
- Evan Gray, Manager

### Pronunciations

- |                 |                            |
|-----------------|----------------------------|
| Connor Basler   | BOZ-ler                    |
| Austin Blazevec | blaze-uh-vick              |
| Jeb Callaghan   | callahan (g is silent)     |
| Blake Cisneros  | sis-narrows                |
| Adonis Forte    | for-TAY                    |
| Bryce Grossius  | grocious (like grocery)    |
| Joseph Karall   | carroll                    |
| Joey Kossina    | CUSS-ee-nuh                |
| Jevon Mason     | JUH-von                    |
| Noah Niznik     | nez-nick                   |
| Matt Perego     | purr-ay-go                 |
| Ty Stauss       | stauss (sounds like house) |
| Wade Stauss     | stauss (sounds like house) |
| Ryan Vogt       | vogue                      |




No.	Name	Pos.	Ht.	Wt.	Cl.	B/T	Hometown (High School/College)
10	Lincoln Andrews	INF	6-4	228	Fr.	L/R	Canon City, Colo. (Canon City)
2	Connor Basler	INF	6-1	183	Sr.	R/R	Ste. Genevieve, Mo. (Valle Catholic)
22	Austin Blazevec	INF	6-2	203	Sr.	L/R	Plainfield, Ill. (Plainfield Central/Kaskaskia College)
00	Jeb Callaghan	LHP	6-1	222	Jr.	L/L	Yakima, Wash. (Naches Valley/George Washington)
31	Blake Cisneros	LHP	6-1	208	So.	L/L	Fenton, Mo. (Rockwood Summit)
25	Dylan Dodd	LHP	6-3	210	Sr.	L/L	Danville, Ill. (Bismarck-Henning/Kankakee CC)
30	Adonis Forte	OF	5-11	182	Fr.	L/L	Omaha, Neb. (Omaha Central)
23	Brett Graber	OF	6-0	190	So.	R/R	Sacramento, Calif. (Capital Christian School/Cosumnes River College)
33	Bryce Grossius	RHP	6-1	210	So.	R/R	St. Louis, Mo. (St. Mary's)
21	Josh Hoffmann	LHP	5-10	200	So.	L/L	Ballwin, Mo. (Parkway South/Southeastern CC (IA)
5	Noah Jacobsen	OF	6-1	200	Fr.	R/R	Potosi, Mo. (Potosi)
15	Joseph Karall	RHP	6-2	218	So.	R/R	St. Albert, Alberta, Canada (Bellerose Composite/Cloud County CC)
12	Andrew Keck	C	6-3	220	So.	R/R	St. Louis, Mo. (St. John Vianney)
28	Anthony Klein	RHP	6-1	225	Fr.	R/R	St. Louis, Mo. (Parkway Central)
36	Joey Kossina	LHP	6-2	203	Fr.	L/L	Belleville, Ill. (Belleville West)
16	Peyton Leeper	UT	5-11	200	Fr.	S/R	Mokane, Mo. (South Callaway)
38	Hayden Malenfant	RHP	6-2	197	Jr.	R/R	Whitby, Ontario (Sinclair Secondary/Southeastern CC (IA)
35	Ryan Malzahn	OF	6-4	203	Fr.	R/R	O'Fallon, Mo. (Living Word Christian)
1	Jevon Mason	OF	5-11	202	So.	R/R	West Des Moines, Iowa (West Des Moines Valley/Iowa Western CC)
34	Brandon McCabe	RHP	6-0	215	So.	R/R	Boynton, Fla. (Trinity Christian Adademy/Rend Lake College)
7	Kyle Miller	RHP	6-2	210	Fr.	R/R	Eureka, Mo. (Eureka)
18	Noah Niznik	LHP	5-11	196	So.	L/L	St. Louis, Mo. (St. John Vianney)
32	Connery O'Donnell	RHP	6-3	212	So.	R/R	Milliken, Colo. (Roosevelt/Garden City CC)
44	Matt Perego	RHP	6-7	252	So.	R/R	Ballwin, Mo. (Parkway West/John A. Logan College)
11	Rance Pittman	RHP	6-1	196	Jr.	R/R	West Linn, Ore. (West Linn/Lower Columbia College)
37	Hunter Ralls	RHP	6-3	190	So.	R/R	Anna, Ill. (Jonesboro)
24	Fischer Rausch	RHP	6-5	237	Fr.	R/R	St. Louis, Mo. (Valley Park)
17	Jon Sawyers	LHP	6-0	183	Fr.	L/L	Chesapeake, Va. (Atlantic Shores Christian/Rend Lake College)
14	Danny Sperling	INF	6-1	188	So.	L/R	Wauconda, Ill. (Wauconda/McHenry County College)
8	Ty Stauss	UT	5-10	190	Fr.	L/R	Wildwood, Mo. (Lafayette)
13	Wade Stauss	C	6-2	225	R-So.	L/R	Wildwood, Mo. (Lafayette)
55	Noah Stone	RHP	6-8	283	So.	R/R	St. Louis, Mo. (Lutheran South/Three Rivers CC)
20	Ryan Vogt	RHP	6-4	220	So.	R/R	Ava, Ill. (Trico/McKendree University)
9	Tyler Wilber	INF	6-3	225	Jr.	R/R	Los Alamitos, Calif. (Los Alamitos/Long Beach City College)
27	Austin Williams	RHP	6-3	210	Jr.	R/R	Judsonia, Ark. (White County Central/Three Rivers CC)
26	Collin Wilma	RHP	6-4	190	Fr.	R/R	Tinley Park, Ill. (Tinley Park)
19	Danny Wright	OF	5-11	180	Sr.	S/R	Dardenne Prairie, Mo. (Fort Zumwalt West)
4	Braxton Zivic	OF	5-9	183	So.	R/R	Magnolia, Del. (Atlantic Shores Christian/Rend Lake College)

## Roster Breakdown

Total Squad Members	38
Seniors	4
Juniors	5
Sophomores	17
Freshmen	12
Newcomers	19
Position Starters Returning/Lost	6/3
Starting Pitchers Returning/Lost	3/1



## SOUTHEAST MISSOURI BASEBALL NOTES // SIUE SERIES



**Jeb Callaghan**

LHP / 6-1 / 222 / Jr. / L/L  
Yakima, Wash.



**Jevon Mason**

OF / 5-11 / 202 / So. / R/R  
West Des Moines, Iowa




**Connor Basler**

INF / 6-1 / 183 / Sr. / R/R  
Ste. Genevieve, Mo.



**Braxton Zivic**

OF / 5-9 / 183 / So. / R/R  
Magnolia, Del.



**Noah Jacobsen**

OF / 6-1 / 200 / Fr. / R/R  
Potosi, Mo.




**Kyle Miller**

RHP / 6-2 / 210 / Fr. / R/R  
Eureka, Mo.




**Ty Stauss**

UT / 5-10 / 190 / Fr. / L/R  
Wildwood, Mo.




**Tyler Wilber**

INF / 6-3 / 225 / Jr. / R/R  
Los Alamitos, Calif.




**Lincoln Andrews**

INF / 6-4 / 228 / Fr. / L/R  
Canon City, Colo.




**Rance Pittman**

RHP / 6-1 / 196 / Jr. / R/R  
West Linn, Ore.




**Andrew Keck**

C / 6-3 / 220 / So. / R/R  
St. Louis, Mo.




**Wade Stauss**

C / 6-2 / 225 / R-So. / L/R  
Wildwood, Mo.



**Danny Sperling**

INF / 6-1 / 188 / So. / L/R  
Wauconda, Ill.




**Joseph Karall**

RHP / 6-2 / 218 / So. / R/R  
St. Albert, Alberta, Canada




**Peyton Leeper**

UT / 5-11 / 200 / Fr. / S/R  
Mokane, Mo.



**Jon Sawyers**

LHP / 6-0 / 183 / Fr. / L/L  
Magnolia, Del.




**Noah Niznik**

LHP / 5-11 / 196 / So. / L/R  
St. Louis, Mo.



**Danny Wright**

OF / 5-11 / 180 / Sr. / S/R  
Dardenne Prairie, Mo.




**Ryan Vogt**

RHP / 6-4 / 220 / So. / R/R  
Ava, Ill.




**Josh Hoffmann**

LHP / 5-10 / 200 / So. / L/L  
Ballwin, Mo.




**Austin Blazevec**

INF / 6-2 / 203 / Sr. / L/R  
Plainfield, Ill.




**Brett Graber**

OF / 6-0 / 190 / So. / R/R  
Sacramento, Calif.




**Fischer Rausch**

RHP / 6-5 / 237 / Fr. / R/R  
St. Louis, Mo.



**Dylan Dodd**


LHP / 6-3 / 210 / Sr. / L/L  
Danville, Ill.



**Collin Wilma**

RHP / 6-4 / 190 / Fr. / R/R  
Tinley Park, Ill.






**Austin Williams**  
RHP / 6-3 / 210 / Jr. / R/R  
Judsonia, Ark.




**Anthony Klein**  
RHP / 6-1 / 225 / Fr. / R/R  
St. Louis, Mo.



**Adonis Forte**  
OF / 5-11 / 182 / Fr. / L/L  
Omaha, Neb.




**Blake Cisneros**  
LHP / 6-1 / 208 / So. / L/L  
Fenton, Mo.




**Connery O'Donnell**  
RHP / 6-3 / 212 / So. / R/R  
Milliken, Colo.




**Bryce Grossius**  
RHP / 6-1 / 210 / So. / R/R  
St. Louis, Mo.




**Brandon McCabe**  
RHP / 6-0 / 215 / So. / R/R  
Boynton, Fla.



**Ryan Malzahn**  
OF / 6-4 / 203 / Fr. / R/R  
O'Fallon, Mo.



**Joey Kossina**  
LHP / 6-2 / 203 / Fr. / L/L  
Belleville, Ill.



**Hunter Ralls**  
RHP / 6-3 / 190 / So. / R/R  
Anna, Ill.



**Hayden Malenfant**  
RHP / 6-2 / 197 / Jr. / R/R  
Whitby, Ontario



**Matt Perego**  
RHP / 6-7 / 252 / So. / R/R  
Ballwin, Mo.




**Noah Stone**  
RHP / 6-8 / 283 / So. / R/R  
St. Louis, Mo.




**Andy Sawyers**  
Head Coach  
Fifth Year




**Matthew Kinney**  
Assistant Coach  
Fourth Year



**Michael Cavazos**  
Volunteer Assistant  
Second Year



**Trevor Ezell**  
Director of Offensive Player  
Development / First Year



**Drew Millwood**  
Director of Analytics  
First Year




**Connor Rooney**  
Manager




**Connor Martin**  
Manager




**Ben Kouba**  
Manager



**Evan Gray**  
Manager



**Mike Patke**  
Athletic Trainer



**Brian Robbett**  
Strength & Conditioning



# ANDY SAWYERS

HEAD COACH

FIFTH YEAR // NEBRASKA, 1998

**A**ndy Sawyers enters his fifth year as Southeast Missouri's head coach in 2021.

SEMO had an overall record of 9-8 and a 2-1 mark in Ohio Valley Conference play when its 2020 season was abruptly cut short due to a global COVID-19 pandemic. The Redhawks heated up to win seven of nine contests prior to the end of competition.

The Redhawks led the OVC in batting average (.314), hits (188), triples (9), plate appearances (707), at-bats (598), hit by pitch (26), stolen bases (36), fewest walks allowed (54) and fielding percentage (.976), and rated second in slugging percentage (.503), on-base percentage (.404), runs (129), RBI (121) and home runs (21) at the time their 2020 campaign came to a close. SEMO also ranked among the top 10 teams in the nation in hits

(6th) and triples (8th).

Individually, Justin Dirden led the conference in slugging percentage (.900), RBI (26), home runs (9), hits (29), total bases (63) and stolen bases (9) before signing as an undrafted free agent with the Houston Astros.

Shortstop Tyler Wilber topped the OVC in runs (26) and center fielder Danny Wright tied a league-high with 29 hits when play was suspended.

Pitching wise, left-handers Dylan Dodd (2-1, 36 Ks) and Noah Niznik (3-0, 15 Ks) were a combined 5-1 with 51 strikeouts and two complete game shutouts through four starts in 2020.

Nineteen returnees are back for Sawyers to mentor again this spring as the Redhawks return over 60 percent of last year's roster.

None of those players lost any

eligibility after the COVID-19 pandemic influenced the NCAA Division I Council's decision to allow schools to provide spring-sport student-athletes an additional season of competition and an extension on their period of eligibility.

Before they took the field last spring, the Redhawks ushered in a state-of-the-art hitting facility adjacent to Capaha Field. The 4,000-square foot facility can fit up to four batting cages and is equipped with portable pitching mounds. It also had HitTrax Rapsodo technology which is used to enhance overall player performance through real-time stats and performance metrics.

In Sawyers' last full season of competition, SEMO went 23-32 during an injury-riddled 2019 campaign. The Redhawks played without five of their position starters for much of the season.

Despite the misfortune with injuries, SEMO had a pair of All-OVC performers in Wilber and Niznik.

A First-Team selection, Wilber led the OVC with a .383 batting average and was the Redhawks leader in hits (80) doubles (19), triples (3), RBI (40), slugging percentage (.531) and on-base percentage (.480).

Niznik, who landed a spot on the All-Newcomer Team, started 13 games as a freshman. He led the team with a 3.63 ERA, ranked second in innings (62) and third in both strikeouts (49) and wins (3).

The year before that, Sawyers guided the 2018 squad to the program's 13th consecutive OVC Tournament berth as the Redhawks finished 27-30 overall and second in the conference with a 20-10 record.

That team produced three First-Team All-OVC performers,





including Carlos Vega, Trevor Ezell and Dirden.

Sawyers was hired as the sixth head coach in program history on July 29, 2016.

In his first year as an NCAA Division I head coach in 2017, Sawyers led the Redhawks to a winning season (29-26 overall, 16-14 OVC). He also picked up his first career OVC Tournament win along the way.

First-Team pick Dan Holst, Second-Team selections Brian Lees, Chris Osborne, Justin Murphy and Clay Chandler, and All-Newcomer Team member Danny Wright formed a group of six All-OVC players in Sawyers' debut season as a Division I head coach.

In all, Sawyers has two decades worth of collegiate coaching experience.

Prior to arriving in Cape Girardeau, he worked two seasons as the Associate Head Coach/Offensive Coordinator at Big 12 Conference member Kansas State. There, Sawyers oversaw the hitters and catchers, while helping coordinate recruiting efforts.

Sawyers has coached in two College World Series, two NCAA Super Regionals and eight NCAA Tournaments during his coaching tenure. He has mentored 39 Major League Baseball draft picks, including two first-round selections and eight top-10 round picks.

The Wildcats ranked fourth in the Big 12 offensively with a .284 team batting average in 2016. K-State's offense registered a .400 slugging percentage and .372 on-base percentage, scored 335 runs, had 550 hits, belted 100 doubles, notched 17 triples, and finished with 30 home runs

and 300 RBI.

Sawyers coached freshman Josh Rolette who garnered Louisville Slugger Freshman All-American honors in 2016. He also helped mentor Jake Scudder who was named Big 12 Newcomer of the Year. The Wildcats had three student-athletes on the All-Big 12 Teams that season.

The 2015 and 2016 campaigns were Sawyers' second stint at K-State.

He previously served as an assistant coach for the Wildcats in 2009 and 2010. Sawyers helped lead K-State to an 80-30-1 record and the first two NCAA Regional appearances in school history over that span.

The 2009 season was a year of power for the Wildcats under Sawyers. The team hit 22 triples and 58 home runs, most in both categories since 1997. The offense shined when it came to stolen bases as the 149 steals were second-most in the nation and just two shy of breaking the Big 12 record. Overall, the team finished among Big 12 leaders in on-base percentage (2nd, .399), runs scored (2nd, 458), hits (2nd, 675), RBI (2nd, 420), doubles (3rd, 123), and fewest strikeouts (4th, 393).

Six Wildcats claimed All-Big 12 honors in 2009, including outfielder Nick Martini, who also garnered Louisville Slugger Freshman All America honors, and Justin Bloxom and Carter Jurica, who finished fourth and eighth, respectively, in the Big 12 in batting average.

The 2010 squad matched the success of 2009 by also reaching the NCAA postseason, and the offense topped the previous season totals in

batting average (.323 in 2010; .317 in 2009), runs per game (7.6 vs. 7.4) and OBP (.426 vs. .399).

Before K-State, Sawyers spent four seasons as Associate Head Coach at Texas A&M (2011-14). Those four seasons at Texas A&M represented the end of Sawyers' five-year stint with the Aggies after he spent 2008 as a volunteer assistant coach.

In each of those five seasons, Sawyers helped Texas A&M reach an NCAA Regional while also winning a pair of Big 12 championships. In addition, he coached standouts Tyler Naquin - 2011 Big 12 Player of the Year, All-American and a first round pick by the Cleveland Indians in 2012 - and Krey Bratson, a 2011 Freshman All-American.

Before his appointment at Texas A&M in 2008, Sawyers worked with current Aggie head coach Rob Childress as an assistant coach and recruiting coordinator at Nebraska from 2003-07.

While in Lincoln, he helped the Huskers earn four trips

to the NCAA Tournament, including an appearance at the 2005 College World Series. Sawyers, who lettered two years at Nebraska, worked with 12 Huskers who were selected in the MLB Draft, including Alex Gordon, a two-time Big 12 Player of the Year. In 2005, Gordon won five National Player of the Year awards before being taken as the second overall pick by the Kansas City Royals.

Sawyers took on all hitting coach responsibilities at Nebraska beginning with the 2006 season when the team hit .310 - its best mark in four years - and ranked in the top three of the Big 12 in home runs, stolen bases, on-base percentage and slugging percentage.

Sawyers served as the academic coordinator and worked with the catchers during his time at Nebraska, as well. He also had a hand in the Huskers recruiting their then-highest-rated class in school history, as the 2004 recruiting class was ranked 16th nationally by





## SOUTHEAST MISSOURI BASEBALL NOTES // SIUE SERIES

Collegiate Baseball.

After working as the volunteer assistant at Nebraska in 2000, Sawyers worked the 2001 and 2002 seasons as head coach at Hutchinson Community College, compiling an 87-30 record and two postseason berths. In 2001, the Dragons went 40-16 and won the Jayhawk West Sub-Regional, while the 2002 squad set a school record with 47 wins and was ranked as high

as seventh by the NJCAA.

Sawyers' coaching career began at Northwestern (La.) State in 1999 as a volunteer assistant coach, helping the Demons finish second in the Southland Conference.

He first played collegiately at Point Loma (Calif.) Nazarene College in 1994. Following a year off, he played at Mendocino (Calif.) Junior College in 1996 before finishing up his playing

career at Nebraska.

A native of Willits, California, Sawyers received his bachelor (1998) and master's (2000) degrees from Nebraska. He is married to the former Dena Lindeblad and the couple have two sons, Andrew James (A.J.) and Alex.



### Sawyers' Year-by-Year Records

Year	School	Assignment	Record	Conf./Finish	Postseason
1999	Northwestern State	Volunteer Assistant	38-21	18-9/2nd	
2000	Nebraska	Volunteer Assistant	51-17	21-9/2nd	NCAA Super Regional
2001	Hutchinson CC	Head Coach	40-16	-	Sub-Regional
2002	Hutchinson CC	Head Coach	47-11	-	Sub-Regional
2003	Nebraska	Assistant Coach	47-18	20-7/1st	NCAA Regional
2004	Nebraska	Assistant Coach	36-23	11-16/8th	-
2005	Nebraska	Assistant Coach	57-15	19-8/1st	NCAA College World Series
2006	Nebraska	Assistant Coach	42-17	17-10/3rd	NCAA Regional
2007	Nebraska	Assistant Coach	32-27	14-13/4th	NCAA Regional
2008	Texas A&M	Volunteer Assistant	46-19	19-8/1st	NCAA Super Regional
2009	Kansas State	Assistant Coach	43-18-1	14-11-1/4th	NCAA Regional
2010	Kansas State	Assistant Coach	37-22	14-12/3rd	NCAA Regional
2011	Texas A&M	Assoc. Head Coach	47-22	19-8/t1st	NCAA College World Series
2012	Texas A&M	Assoc. Head Coach	43-18	16-8/2nd	NCAA Regional
2013	Texas A&M	Assoc. Head Coach	34-29	13-16/6th	NCAA Regional
2014	Texas A&M	Assoc. Head Coach	36-26	14-16/5th	NCAA Regional
2015	Kansas State	Assoc. Head Coach	27-30	10-14/6th	-
2016	Kansas State	Assoc. Head Coach	26-31	8-16/8th	-
2017	Southeast Missouri	Head Coach	29-26	16-14/5th	OVC Tournament
2018	Southeast Missouri	Head Coach	27-30	20-10/2nd	OVC Tournament
2019	Southeast Missouri	Head Coach	23-32	10-20/10th	-
2020*	Southeast Missouri	Head Coach	9-8	2-1	-
2021	Southeast Missouri	Head Coach	5-6	-	-

\* - Season ended due to COVID-19 pandemic

### Overall Record as a Head Coach: 180-129 (6 years)

Record at Southeast Missouri, 93-102, 48-45 Ohio Valley Conference (5th year)

Record at Hutchinson CC, 87-27 (2 years)

Record as a college associate head coach, 213-156

Record as a college assistant coach, 294-140-1

Record as a volunteer assistant coach, 135-57

### ■ The Sawyers File

#### Experience:

21st Year (Fifth at SEMO)

#### Hometown:

Willits, Calif.

#### Birthdate:

May 24, 1975

#### Alma Mater:

Nebraska, 1998

#### Education:

B.A. History (Nebraska)

M.S. Education (Nebraska)

#### Date Hired:

July 29, 2016

#### Family:

Wife - Dena

Children - A.J., Alex

#### Playing Experience:

Point Loma Nazarene, 1994

Mendocino College, 1996

Nebraska, 1997-98

#### Coaching Experience:

Northwestern State, Volunteer Asst., 1999

Nebraska, Volunteer Asst., 2000

Hutchinson CC, Head Coach, 2001-02

Nebraska, Assistant Coach, 2003-07

Texas A&M, Volunteer Asst., 2008

Kansas State, Assistant Coach, 2009-10

Texas A&M, Assoc. Head Coach, 2011-14

Kansas State, Assoc. Head Coach, 2015-16

Southeast Missouri, Head Coach, 2017-pr.





## 2021 Statistics

Record: 5-6 Home: 3-1 Away: 2-5 OVC: 0-0

Player	avg	gp-gs	ab	r	h	2b	3b	hr	rbi	tb	slg%	bb	hp	so	gdp	ob%	sf	sh	sb-att	po	a	e	fld%
9 WILBER, Tyler	.410	11-11	39	6	16	1	0	0	6	17	.436	5	2	10	1	.489	1	0	1-1	13	20	3	.917
22 BLAZEVIC, Austin	.282	11-11	39	8	11	1	1	1	2	17	.436	3	1	6	1	.349	0	1	0-0	87	8	0	1.000
12 KECK, Andrew	.268	11-11	41	6	11	1	0	2	5	18	.439	4	0	8	1	.333	0	0	5-6	49	2	2	.962
13 STAUSS, Wade	.250	7-6	24	3	6	0	0	3	9	15	.625	2	2	12	0	.345	1	0	0-0	46	7	0	1.000
16 LEEPER, Peyton	.235	11-11	34	12	8	1	3	0	3	15	.441	11	1	9	0	.435	0	2	2-2	7	17	3	.889
8 STAUSS, Ty	.233	10-9	30	2	7	1	0	0	3	8	.267	3	0	10	0	.294	1	1	1-1	11	0	0	1.000
10 ANDREWS, Lincoln	.211	11-11	38	2	8	1	0	1	7	12	.316	2	0	13	0	.250	0	0	0-0	0	0	0	.000
1 MASON, Jevon	.200	5-4	10	2	2	0	0	0	1	2	.200	4	1	5	0	.467	0	0	2-3	6	0	0	1.000
2 BASLER, Connor	.188	11-11	32	1	6	1	0	0	5	7	.219	4	0	7	0	.278	0	4	4-4	15	30	0	1.000
19 WRIGHT, Danny	.182	10-8	33	7	6	0	0	0	3	6	.182	2	0	9	0	.229	0	0	2-3	18	1	0	1.000
-----																							
23 GRABER, Brett	.250	3-1	4	0	1	0	0	0	0	1	.250	0	0	3	0	.250	0	0	0-0	3	0	0	1.000
4 ZIVIC, Braxton	.222	4-3	9	1	2	0	0	0	0	2	.222	0	0	3	0	.222	0	0	1-1	6	0	0	1.000
5 JACOBSEN, Noah	.000	6-2	7	0	0	0	0	0	1	0	.000	0	0	4	0	.000	0	0	0-0	1	0	0	1.000
Totals	.247	11	340	50	84	7	4	7	45	120	.353	40	7	99	3	.336	3	8	18-21	268	100	9	.976
Opponents	.294	11	361	65	106	23	1	15	58	176	.488	37	8	90	4	.369	3	8	13-14	275	106	11	.972

LOB - Team (73), Opp (84). DPs turned - Team (6), Opp (8). IBB - Team (0), Opp (1). Picked off - STAUSS, T. 1, GRABER, B. 1, LEEPER, P. 1, BASLER, C. 1, WILBER, T. 1.

## (All games Sorted by Earned run avg)

Player	era	w-l	app	gs	cg	sho	sv	ip	h	r	er	bb	so	2b	3b	hr	b/avg	wp	hp	bks	sfa	sha
25 DODD, Dylan	2.37	1-0	3	3	0	0/0	0	19.0	14	6	5	4	26	4	0	3	.197	0	2	0	0	0
18 NIZNIK, Noah	3.50	1-1	3	3	1	0/0	0	18.0	17	9	7	4	13	2	1	3	.239	2	2	0	0	0
-----																						
24 RAUSCH, Fischer	0.00	0-0	1	0	0	0/0	0	2.0	1	0	0	0	5	0	0	0	.125	2	0	0	0	0
7 MILLER, Kyle	1.93	1-1	4	1	0	0/0	1	9.1	10	2	2	4	9	3	0	1	.278	2	0	0	1	0
31 CISNEROS, Blake	3.86	2-1	5	0	0	0/0	0	4.2	3	2	2	3	6	0	0	0	.250	1	1	0	0	4
32 O'DONNELL, Connery	6.75	0-0	2	0	0	0/0	0	2.2	2	3	2	4	1	1	0	0	.250	1	0	0	1	1
27 WILLIAMS, Austin	9.82	0-1	4	1	0	0/0	0	7.1	12	8	8	2	6	1	0	2	.364	1	0	0	0	1
36 KOSSINA, Joey	9.82	0-1	2	1	0	0/0	0	3.2	7	4	4	1	3	1	0	0	.412	1	0	0	0	0
37 RALLS, Hunter	9.95	0-0	4	0	0	0/0	1	6.1	10	8	7	2	7	4	0	2	.333	0	1	0	0	0
15 KARALL, Joseph	10.80	0-0	3	0	0	0/0	0	1.2	4	2	2	2	1	1	0	0	.444	1	1	0	0	0
33 GROSSIUS, Bryce	11.70	0-0	4	0	0	0/0	0	10.0	17	14	13	5	10	4	0	3	.378	3	1	1	1	2
20 VOGT, Ryan	13.50	0-1	2	2	0	0/0	0	3.1	5	5	5	4	3	0	0	1	.385	2	0	0	0	0
44 PEREGO, Matt	13.50	0-0	1	0	0	0/0	0	1.1	4	2	2	2	0	2	0	0	.500	2	0	0	0	0
Totals	5.94	5-6	11	11	1	0/0	2	89.1	106	65	59	37	90	23	1	15	.294	18	8	1	3	8
Opponents	4.52	6-5	11	11	1	0/0	1	91.2	84	50	46	40	99	7	4	7	.247	11	7	1	3	8

PB - Team (2), KECK, A. 1, STAUSS, W. 1, Opp (1). Pickoffs - Team (0), Opp (5). SBA/ATT - KECK, A. (8-8), STAUSS, W. (5-6), DODD, D. (3-3), VOGT, R. (3-3), O'DONNELL, C (2-2), GROSSIUS. B. (2-2), NIZNIK, N. (1-2), WILLIAMS, A. (1-1), PEREGO, M. (1-1).


**2020 Final OVC Statistics**

Record: 2-1 Home: 0-0 Away: 2-1 OVC: 2-1

Player	avg	gp-gs	ab	r	h	2b	3b	hr	rbi	tb	slg%	bb	hp	so	gdp	ob%	sf	sh	sb-att	po	a	e	fld%
9 WILBER, Tyler	.647	3-3	17	8	11	2	0	1	8	16	.941	1	1	0	0	.684	0	0	1-1	5	4	1	.900
23 DIRDEN, Justin	.467	3-3	15	5	7	1	1	2	8	16	1.067	2	1	2	0	.526	1	0	1-1	6	3	0	1.000
12 KECK, Andrew	.333	3-3	15	5	5	1	0	0	5	6	.400	2	1	2	0	.444	0	0	2-2	6	1	0	1.000
22 BLAZEVIC, Austin	.333	3-3	15	4	5	1	0	0	3	6	.400	2	1	2	0	.444	0	0	1-1	31	2	0	1.000
-----																							
16 LEEPER, Peyton	.500	2-0	2	3	1	0	0	0	0	1	.500	1	0	0	0	.667	0	0	0-0	0	1	0	1.000
10 ANDREWS, Lincoln	.500	2-0	2	1	1	0	1	0	0	3	1.500	1	0	0	0	.667	0	0	0-0	0	0	0	.000
1 HAHN, Landon	.462	3-3	13	4	6	1	0	0	5	7	.538	2	1	2	0	.563	0	0	0-2	1	14	1	.938
2 BASLER, Connor	.455	3-3	11	4	5	0	0	0	4	5	.455	4	1	2	0	.625	0	0	0-0	3	1	0	1.000
13 STAUSS, Wade	.455	3-3	11	5	5	2	0	0	3	7	.636	4	0	3	0	.600	0	0	0-1	14	2	1	.941
19 WRIGHT, Danny	.417	3-3	12	5	5	0	1	0	7	7	.583	3	2	3	0	.588	0	0	1-1	3	0	0	1.000
4 FEUERSTAKE, Caleb	.357	3-3	14	7	5	1	1	1	5	11	.786	1	0	3	0	.375	1	0	2-2	9	0	0	1.000
Totals	.441	3	127	51	56	9	4	4	48	85	.669	23	8	19	0	.544	2	0	8-11	80	35	3	.975
Opponents	.336	3	116	24	39	7	0	5	24	61	.526	9	3	23	0	.392	2	0	0-0	81	40	4	.968

LOB - Team (28), Opp (26). DPs turned - Team (0), Opp (3). Picked off - DIRDEN, J. 2, KECK, A. 1.

**(OVC games only Sorted by Earned run avg)**

Player	era	w-l	app	gs	cg	sho	sv	ip	h	r	er	bb	so	2b	3b	hr	b/avg	wp	hp	bks	sfa	sha
18 NIZNIK, Noah	1.50	1-0	1	1	0	0/0	0	6.0	5	1	1	0	6	1	0	1	.217	0	0	0	0	0
25 DODD, Dylan	6.00	1-0	1	1	0	0/0	0	6.0	6	4	4	2	7	1	0	0	.240	1	1	0	0	0
26 WILMA, Collin	21.00	0-0	1	1	0	0/0	0	3.0	9	7	7	0	4	2	0	2	.500	0	0	0	0	0
-----																						
38 MALENFANT, Hayden	0.00	0-0	2	0	0	0/0	0	2.2	0	0	0	0	1	0	0	0	.000	0	0	0	0	0
37 WEBB, David	0.00	0-0	1	0	0	0/0	0	2.0	3	2	0	1	1	0	0	0	.333	0	0	0	0	0
35 COX, Braden	0.00	0-0	1	0	0	0/0	0	1.0	0	0	0	1	0	0	0	0	.000	0	0	0	0	0
28 NEEDHAM, Dylan	0.00	0-0	1	0	0	0/0	0	1.0	1	0	0	0	0	0	0	0	.250	0	1	0	0	0
36 MCNEELY, Bryan	0.00	0-0	1	0	0	0/0	0	0.0	1	0	0	0	0	0	0	0	1.000	0	0	0	0	0
31 CISNEROS, Blake	4.50	0-0	1	0	0	0/0	0	2.0	3	1	1	3	2	1	0	0	.429	0	0	0	0	0
33 GROSSIUS, Bryce	13.50	0-0	1	0	0	0/0	0	1.1	4	2	2	1	1	0	0	1	.571	0	0	0	0	0
21 HOJNACKI, Michael	27.00	0-0	1	0	0	0/0	0	1.0	3	3	3	1	1	1	0	1	.600	1	0	0	1	0
14 MEYN, Keegan	54.00	0-1	1	0	0	0/0	0	0.2	4	4	4	0	0	1	0	0	.800	0	1	0	1	0
Totals	7.43	2-1	3	3	0	0/0	0	26.2	39	24	22	9	23	7	0	5	.336	2	3	0	2	0
Opponents	15.33	1-2	3	3	0	0/0	0	27.0	56	51	46	23	19	9	4	4	.441	2	8	0	2	0

PB - Team (1), KECK, A. 1. Pickoffs - Team (0), Opp (3).



## 2021 Results

Date	Opponent	Score	Inns	Overall	OVC	Pitcher of record	Attend	Time
02-19-21	at South Alabama	w 4-2	9	1-0-0	0-0-0	DODD, D. (W 1-0)	665	2:55
02-20-21	at South Alabama	L 5-6	9	1-1-0	0-0-0	CISNEROS, B. (L 0-1)	751	3:35
02-21-21	at South Alabama	w 8-6	(10)	2-1-0	0-0-0	CISNEROS, B. (W 1-0)	785	3:40
02-25-21	at #2 Arkansas	L 5-6	(10)	2-2-0	0-0-0	MILLER, K. (L 0-1)	4218	3:22
02-26-21	at #2 Arkansas	L 3-7	9	2-3-0	0-0-0	NIZNIK, N. (L 0-1)	4218	2:41
02-27-21	at #2 Arkansas	L 3-9	9	2-4-0	0-0-0	VOGT, R. (L 0-1)	4218	3:15
02-28-21	at #2 Arkansas	L 4-11	5	2-5-0	0-0-0	WILLIAMS, A. (L 0-1)	4218	2:57
03-05-21	ILLINOIS STATE	w 4-3	(10)	3-5-0	0-0-0	CISNEROS, B. (W 2-1)	225	3:28
03-06-21	ILLINOIS STATE-1	w 5-1	7	4-5-0	0-0-0	NIZNIK, N. (W 1-1)	467	1:55
03-06-21	ILLINOIS STATE-2	L 1-13	7	4-6-0	0-0-0	KOSSINA, J. (L 0-1)	622	2:10
03-07-21	ILLINOIS STATE	w 8-1	9	5-6-0	0-0-0	MILLER, K. (W 1-1)	244	2:13

() extra inning game



## 2021 Season/Career Statistics

Record: 5-6 Home: 3-1 Away: 2-5 OVC: 0-0

Player	SEASON													CAREER													
	Avg	G-GS	AB	R	H	2B	3B	HR	RBI	BB	Hbp	SO	Sb-Att	Avg	G-GS	AB	R	H	2B	3B	HR	RBI	BB	Hbp	SO	Sb-Att	
9 WILBER, Tyler	.410	11-11	39	6	16	1	0	0	6	5	2	10	1-1	.391	83-83	317	75	124	29	4	5	58	53	9	42	5-9	
22 BLAZEVIC, Austin	.282	11-11	39	8	11	1	1	1	2	3	1	6	0-0	.277	62-61	231	38	64	9	2	4	39	18	7	34	6-9	
12 KECK, Andrew	.268	11-11	41	6	11	1	0	2	5	4	0	8	5-6	.295	75-72	264	39	78	15	1	6	49	27	2	59	22-27	
13 STAUSS, Wade	.250	7-6	24	3	6	0	0	3	9	2	2	12	0-0	.224	83-74	255	42	57	13	1	14	53	45	15	103	2-5	
16 LEEPER, Peyton	.235	11-11	34	12	8	1	3	0	3	11	1	9	2-2	.164	23-19	61	15	10	1	3	0	3	16	2	20	2-3	
8 STAUSS, Ty	.233	10-9	30	2	7	1	0	0	3	3	0	10	1-1	.233	10-9	30	2	7	1	0	0	3	3	0	10	1-1	
10 ANDREWS, Lincoln	.211	11-11	38	2	8	1	0	1	7	2	0	13	0-0	.164	22-18	67	5	11	1	1	1	7	4	1	25	0-0	
1 MASON, Jevon	.200	5-4	10	2	2	0	0	0	1	4	1	5	2-3	.200	5-4	10	2	2	0	0	0	1	4	1	5	2-3	
2 BASLER, Connor	.188	11-11	32	1	6	1	0	0	5	4	0	7	4-4	.242	189-184	641	121	155	27	3	0	66	81	25	132	46-56	
19 WRIGHT, Danny	.182	10-8	33	7	6	0	0	0	3	2	0	9	2-3	.300	180-172	679	129	204	29	6	10	108	81	30	143	36-47	
23 GRABER, Brett	.250	3-1	4	0	1	0	0	0	0	0	0	3	0-0	.250	3-1	4	0	1	0	0	0	0	0	0	3	0-0	
4 ZIVIC, Braxton	.222	4-3	9	1	2	0	0	0	0	0	0	3	1-1	.222	4-3	9	1	2	0	0	0	0	0	0	3	1-1	
5 JACOBSEN, Noah	.000	6-2	7	0	0	0	0	0	1	0	0	4	0-0	.000	6-2	7	0	0	0	0	0	1	0	0	4	0-0	
Totals	.247	11-11	340	50	84	7	4	7	45	40	7	99	18-21														
Opponents	.294	11-11	361	65	106	23	1	15	58	37	8	90	13-14														

(All games Sorted by Earned run avg)

Player	SEASON													CAREER												
	ERA	W-L	App	GS	CG	Sho	Sv	IP	H	R	ER	BB	SO	ERA	W-L	App	GS	CG	Sho	Sv	IP	H	R	ER	BB	SO
25 DODD, Dylan	2.37	1-0	3	3	0	0	0	19.0	14	6	5	4	26	4.44	7-6	21	21	1	1	0	121.2	117	63	60	33	139
18 NIZNIK, Noah	3.50	1-1	3	3	1	0	0	18.0	17	9	7	4	13	3.58	7-5	20	20	3	1	0	103.0	97	47	41	27	77
24 RAUSCH, Fischer	0.00	0-0	1	0	0	0	0	2.0	1	0	0	0	5	0.00	0-0	1	0	0	0	0	2.0	1	0	0	0	5
7 MILLER, Kyle	1.93	1-1	4	1	0	0	1	9.1	10	2	2	4	9	1.93	1-1	4	1	0	0	1	9.1	10	2	2	4	9
31 CISNEROS, Blake	3.86	2-1	5	0	0	0	0	4.2	3	2	2	3	6	5.86	3-5	33	2	0	0	0	43.0	51	33	28	20	37
32 O'DONNELL, Connery	6.75	0-0	2	0	0	0	0	2.2	2	3	2	4	1	6.75	0-0	2	0	0	0	0	2.2	2	3	2	4	1
27 WILLIAMS, Austin	9.82	0-1	4	1	0	0	0	7.1	12	8	8	2	6	9.82	0-1	4	1	0	0	0	7.1	12	8	8	2	6
36 KOSSINA, Joey	9.82	0-1	2	1	0	0	0	3.2	7	4	4	1	3	9.82	0-1	2	1	0	0	0	3.2	7	4	4	1	3
37 RALLS, Hunter	9.95	0-0	4	0	0	0	1	6.1	10	8	7	2	7	9.95	0-0	4	0	0	0	1	6.1	10	8	7	2	7
15 KARALL, Joseph	10.80	0-0	3	0	0	0	0	1.2	4	2	2	2	1	10.80	0-0	3	0	0	0	0	1.2	4	2	2	2	1
33 GROSSIUS, Bryce	11.70	0-0	4	0	0	0	0	10.0	17	14	13	5	10	11.70	0-0	4	0	0	0	0	10.0	17	14	13	5	10
20 VOGT, Ryan	13.50	0-1	2	2	0	0	0	3.1	5	5	5	4	3	13.50	0-1	2	2	0	0	0	3.1	5	5	5	4	3
44 PEREGO, Matt	13.50	0-0	1	0	0	0	0	1.1	4	2	2	2	0	13.50	0-0	1	0	0	0	0	1.1	4	2	2	2	0
Totals	5.94	5-6	11	11	1	0	2	89.1	106	65	59	37	90													
Opponents	4.52	6-5	11	11	1	0	1	91.2	84	50	46	40	99													



**Multiple-Hit Games**

Player	2	3	4	5+	Total
Tyler Wilber	4	1	-	-	5
Austin Blazeovic	3	-	-	-	3
Connor Basler	2	-	-	-	2
Lincoln Andrews	2	-	-	-	2
Ty Stauss	2	-	-	-	2
Andrew Keck	-	1	-	-	1
Wade Stauss	1	-	-	-	1
Danny Wright	-	1	-	-	1
Peyton Leeper	1	-	-	-	1

**Multiple-RBI Games**

Player	2	3	4	5+	Total
Wade Stauss	1	1	1	-	3
Danny Wright	-	1	-	-	1
Ty Stauss	1	-	-	-	1
Lincoln Andrews	1	-	-	-	1
Connor Basler	1	-	-	-	1
Andrew Keck	1	-	-	-	1
Tyler Wilber	1	-	-	-	1

**Inning-by-Inning Summary**

Inning	SEMO	Opp.
First	6	11
Second	1	8
Third	11	9
Fourth	8	12
Fifth	5	6
Sixth	3	7
Seventh	5	4
Eighth	4	3
Ninth	4	4
Extra Innings	3	1
Total	50	65

**Inning-by-Inning Summary (OVC Games)**

Inning	SEMO	Opp.
-	-	-

**Current Hitting Streaks**

Player	Games	Started
Tyler Wilber	4	3/5
Wade Stauss	3	3/6

**Current Reached Base Streaks**

Player	Games	Started
Peyton Leeper	11	2/19

**Career Multiple-Hit Games**

Player	2	3	4	5+	Total
Danny Wright	31	25	-	-	56
Tyler Wilber	28	9	4	-	41
Connor Basler	28	3	3	-	34
Andrew Keck	18	3	2	-	23
Austin Blazeovic	18	1	-	-	19
Wade Stauss	10	1	1	-	12
Lincoln Andrews	2	-	-	-	2
Ty Stauss	2	-	-	-	2
Peyton Leeper	1	-	-	-	1

**Career Multiple-RBI Games**

Player	2	3	4	5+	Total
Danny Wright	13	5	2	3	23
Wade Stauss	13	2	1	1	17
Andrew Keck	12	4	-	-	16
Connor Basler	6	3	2	-	11
Tyler Wilber	7	2	-	2	11
Austin Blazeovic	3	5	1	-	9
Lincoln Andrews	1	-	-	-	1
Ty Stauss	1	-	-	-	1

**00 Jeb Callaghan**

2021 Season/Career-Highs

Innings Pitched.....	-
Fewest Hits.....	-
Most Hits.....	-
Fewest Runs.....	-
Most Runs.....	-
Fewest Walks.....	-
Strikeouts.....	-

**1 Jevon Mason**

2021 Season/Career-Highs

At-Bats.....	4, at Arkansas (2/27/21)
Runs.....	2, at Arkansas (2/28/21)
Hits.....	1, 2x, last vs. Illinois State (3/5/21)
Doubles.....	-
Triples.....	-
Home Runs.....	-
RBI.....	1, vs. Illinois State (3/5/21)
Stolen Bases.....	2, at Arkansas (2/28/21)

**2 Connor Basler**

2021 Season-Highs

At-Bats.....	5, vs. Illinois State (3/5)
Runs.....	1, at South Alabama (2/21)
Hits.....	2, 2x, last vs. Illinois State (3/7)
Doubles.....	1, at South Alabama (2/19)
Triples.....	-
Home Runs.....	-
RBI.....	2, vs. Illinois State (3/7)
Stolen Bases.....	2, at South Alabama (2/21)

Career-Highs

At-Bats.....	6, 2x, last vs. Eastern Kentucky (5/10/19)
Runs.....	3, 3x, last vs. Purdue Fort Wayne (3/2/19)
Hits.....	4, 3x, last vs. Tennessee Tech (4/19/19)
Doubles.....	2, 2x, last at Austin Peay (3/31/18)
Triples.....	1, 3x, last at Belmont (5/3/19)
Home Runs.....	-
RBI.....	4, vs. Murray State (4/21/18)
Stolen Bases.....	2, 9x, last at South Alabama (2/21)

**4 Braxton Zivic**

2021 Season/Career-Highs

At-Bats.....	3, at Arkansas (2/25/21)
Runs.....	1, at Arkansas (2/27/21)
Hits.....	1, 2x, last at Arkansas (2/27/21)
Doubles.....	-
Triples.....	-
Home Runs.....	-
RBI.....	-
Stolen Bases.....	1, at Arkansas (2/27/21)

**5 Noah Jacobsen**

2021 Season/Career-Highs

At-Bats.....	4, at South Alabama (2/19)
Runs.....	-
Hits.....	-
Doubles.....	-
Triples.....	-
Home Runs.....	-
RBI.....	1, at South Alabama (2/19)
Stolen Bases.....	-

**7 Kyle Miller**

2021 Season/Career-Highs

Innings Pitched.....	6.0, vs. Illinois State (3/7/21)
Fewest Hits.....	1, 2x, last at South Alabama (2/20/21)
Most Hits.....	6, vs. Illinois State (3/7/21)
Fewest Runs.....	0, 2x, last at South Alabama (2/20/21)
Most Runs.....	1, 2x, last vs. Illinois State (3/7/21)
Fewest Walks.....	0, at South Alabama (2/19/21)
Strikeouts.....	4, at South Alabama (2/19/21)

**8 Ty Stauss**

2021 Season/Career-Highs

At-Bats.....	4, 4x, last vs. Illinois State (3/7/21)
Runs.....	2, vs. Illinois State (3/7/21)
Hits.....	2, 2x, last vs. Illinois State (3/7/21)
Doubles.....	1, vs. Illinois State (3/7/21)
Triples.....	-
Home Runs.....	-
RBI.....	2, at Arkansas (2/28/21)
Stolen Bases.....	1, at Arkansas (2/28/21)

**9 Tyler Wilber**

2021 Season-Highs

At-Bats.....	5, at South Alabama (2/19)
Runs.....	2, at Arkansas (2/25)
Hits.....	3, vs. Illinois State (3/5)
Doubles.....	1, vs. Illinois State (3/5)
Triples.....	-
Home Runs.....	-
RBI.....	2, vs. Illinois State (3/7)
Stolen Bases.....	1, at South Alabama (2/21)

Career-Highs

At-Bats.....	6, 3x, last at UT Martin (3/7/20)
Runs.....	3, 5x, last at UT Martin (3/7/20)
Hits.....	4, 4x, last at UT Martin (3/7/20)
Doubles.....	2, 3x, last vs. Ohio (2/29/20)
Triples.....	1, 4x, last vs. Northern Illinois (2/22/20)
Home Runs.....	1, 5x, last at UT Martin (3/6/20)
RBI.....	6, at UT Martin (3/6/20)
Stolen Bases.....	1, 5x, last at South Alabama (2/21/21)

**10 Lincoln Andrews**

2021 Season-Highs

At-Bats.....	5, 2x, last at Arkansas (2/25)
Runs.....	1, 2x, last vs. Illinois State (3/6)
Hits.....	2, 2x, last at South Alabama (2/20)
Doubles.....	1, at South Alabama (2/20)
Triples.....	-
Home Runs.....	1, vs. Illinois State (3/6)
RBI.....	2, at South Alabama (2/19)
Stolen Bases.....	-

Career-Highs

At-Bats.....	5, 3x, last at Arkansas (2/25/21)
Runs.....	1, 5x, last vs. Illinois State (3/6/21)
Hits.....	2, 2x, last at South Alabama (2/20/21)
Doubles.....	1, at South Alabama (2/20/21)
Triples.....	1, at UT Martin (3/7/20)
Home Runs.....	1, vs. Illinois State (3/6/21)
RBI.....	2, at South Alabama (2/19/20)
Stolen Bases.....	-



## 11 Rance Pittman

2021 Season-Highs

Innings Pitched.....	-
Fewest Hits.....	-
Most Hits.....	-
Fewest Runs.....	-
Most Runs.....	-
Fewest Walks.....	-
Strikeouts.....	-

Career-Highs

Innings Pitched.....	2.0, at Southern Illinois (3/11/20)
Fewest Hits.....	0, vs. Ohio (2/29/20)
Most Hits.....	4, at Arkansas State (3/3/20)
Fewest Runs.....	0, 4x, last at Southern Illinois (3/11/20)
Most Runs.....	1, 2x, last at Arkansas State (3/3/20)
Fewest Walks.....	0, 5x, last at Southern Illinois (3/11/20)
Strikeouts.....	2, at Arkansas State (3/3/20)

## 12 Andrew Keck

2021 Season-Highs

At-Bats.....	5, 2x, last at South Alabama (2/21)
Runs.....	2, at Arkansas (2/25)
Hits.....	3, at South Alabama (2/21)
Doubles.....	1, vs. Illinois State (3/5)
Triples.....	-
Home Runs.....	1, 2x, last at Arkansas (2/27)
RBI.....	2, at South Alabama (2/21)
Stolen Bases.....	2, at Arkansas (2/28)

Career-Highs

At-Bats.....	6, at UT Martin (3/8/20)
Runs.....	2, 6x, last at Arkansas (2/25/21)
Hits.....	4, 2x, last vs. Northern Illinois (2/22/20)
Doubles.....	2, at Belmont (5/5/19)
Triples.....	1, vs. Eastern Kentucky (5/10/19)
Home Runs.....	1, 6x, last at Arkansas (2/27/21)
RBI.....	3, 4x, last vs. Ohio (2/29/20)
Stolen Bases.....	2, 4x, last at Arkansas (2/28/21)

## 13 Wade Stauss

2021 Season-Highs

At-Bats.....	5, 2x, last at South Alabama (2/21)
Runs.....	1, 3x, last vs. Illinois State (3/7)
Hits.....	2, at South Alabama (2/20)
Doubles.....	-
Triples.....	-
Home Runs.....	1, 3x, last vs. Illinois State (3/7)
RBI.....	4, vs. Illinois State (3/7)
Stolen Bases.....	-

Career-Highs

At-Bats.....	5, 6x, last at South Alabama (2/21/21)
Runs.....	3, vs. Purdue Fort Wayne (3/2/19)
Hits.....	4, at UT Martin (3/17/18)
Doubles.....	2, at UT Martin (3/6/20)
Triples.....	1, vs. Western Illinois (2/23/19)
Home Runs.....	1, 14x, last vs. Illinois State (3/7/21)
RBI.....	5, vs. South Dakota State (3/2/18)
Stolen Bases.....	1, 2x, last vs. Eastern Illinois (4/8/18)

## 14 Danny Sperling

2021 Season/Career-Highs

At-Bats.....	-
Runs.....	-
Hits.....	-
Doubles.....	-
Triples.....	-
Home Runs.....	-
RBI.....	-
Stolen Bases.....	-

## 15 Joseph Karall

2021 Season/Career-Highs

Innings Pitched.....	1.0, at Arkansas (2/27/21)
Fewest Hits.....	0, at Arkansas (2/26/21)
Most Hits.....	2, 2x, last vs. Illinois State (3/6/21)
Fewest Runs.....	0, 2x, last at Arkansas (2/27/21)
Most Runs.....	2, vs. Illinois State (3/6/21)
Fewest Walks.....	0, 2x, last at Arkansas (2/27/21)
Strikeouts.....	1, at Arkansas (2/27/21)

## 16 Peyton Leeper

2021 Season-Highs

At-Bats.....	5, 2x, last vs. Illinois State (3/5)
Runs.....	2, 3x, last vs. Illinois State (3/7)
Hits.....	2, vs. Illinois State (3/5)
Doubles.....	1, vs. Illinois State (3/5)
Triples.....	1, 3x, last vs. Illinois State (3/6)
Home Runs.....	-
RBI.....	1, 3x, last vs. Illinois State (3/5)
Stolen Bases.....	1, 2x, last vs. Illinois State (3/5)

Career-Highs

At-Bats.....	5, 2x, last vs. Illinois State (3/5/21)
Runs.....	3, at UT Martin (3/7/20)
Hits.....	2, vs. Illinois State (3/5/21)
Doubles.....	1, vs. Illinois State (3/5/21)
Triples.....	1, 3x, last vs. Illinois State (3/6/21)
Home Runs.....	-
RBI.....	1, 3x, last vs. Illinois State (3/5/21)
Stolen Bases.....	1, 2x, last vs. Illinois State (3/5/21)

## 17 Jon Sawyers

2021 Season/Career-Highs

Innings Pitched.....	-
Fewest Hits.....	-
Most Hits.....	-
Fewest Runs.....	-
Most Runs.....	-
Fewest Walks.....	-
Strikeouts.....	-

## 18 Noah Niznik

2021 Season-Highs

Innings Pitched.....	7.0, vs. Illinois State (3/6)
Fewest Hits.....	3, at South Alabama (2/20)
Most Hits.....	8, vs. Illinois State (3/6)
Fewest Runs.....	1, vs. Illinois State (3/6)
Most Runs.....	6, at Arkansas (2/26)
Fewest Walks.....	0, 2x, last vs. Illinois State (3/6)
Strikeouts.....	6, at Arkansas (2/26)

Career-Highs

Innings Pitched.....	7.0, 3x, last vs. Illinois State (3/6/21)
Fewest Hits.....	2, vs. Purdue Fort Wayne (3/2/19)
Most Hits.....	8, 2x, last vs. Illinois State (3/6/21)
Fewest Runs.....	0, 4x, last vs. Ohio (2/29/20)
Most Runs.....	7, vs. Northern Illinois (2/22/20)
Fewest Walks.....	0, 6x, last vs. Illinois State (3/6/21)
Strikeouts.....	7, 2x, last vs. UT Martin (3/10/19)

## 19 Danny Wright

2021 Season-Highs

At-Bats.....	5, 2x, last at South Alabama (2/20)
Runs.....	3, vs. Illinois State (3/7)
Hits.....	3, vs. Illinois State (3/7)
Doubles.....	-
Triples.....	-
Home Runs.....	-
RBI.....	3, at Arkansas (2/25)
Stolen Bases.....	1, 2x, last at Arkansas (2/25)

Career-Highs

At-Bats.....	7, vs. Northern Illinois (2/22/20)
Runs.....	3, 3x, last vs. Illinois State (3/7/21)
Hits.....	3, 25x, last vs. Illinois State (3/7/21)
Doubles.....	2, 2x, last vs. Northern Illinois (2/23/20)
Triples.....	3, 6x, last at UT Martin (3/7/20)
Home Runs.....	1, 10x, last vs. Northern Illinois (2/22/20)
RBI.....	5, 2x, last at UT Martin (3/7/20)
Stolen Bases.....	2, 2x, last vs. Ohio (2/29/20)

## 20 Ryan Vogt

2021 Season/Career-Highs

Innings Pitched.....	3.0, at South Alabama (2/21/21)
Fewest Hits.....	2, at Arkansas (2/27/21)
Most Hits.....	3, at South Alabama (2/21/21)
Fewest Runs.....	2, at South Alabama (2/21/21)
Most Runs.....	3, at Arkansas (2/27/21)
Fewest Walks.....	1, at Arkansas (2/27/21)
Strikeouts.....	2, at South Alabama (2/21/21)

## 21 Josh Hoffmann

2021 Season/Career-Highs

Innings Pitched.....	-
Fewest Hits.....	-
Most Hits.....	-
Fewest Runs.....	-
Most Runs.....	-
Fewest Walks.....	-
Strikeouts.....	-

## 22 Austin Blazeovic

2021 Season-Highs

At-Bats.....	5, 2x, last at Arkansas (2/25)
Runs.....	2, 2x, last at South Alabama (2/21)
Hits.....	2, 3x, last at Arkansas (2/27)
Doubles.....	1, at South Alabama (2/21)
Triples.....	1, at Arkansas (2/25)
Home Runs.....	1, at Arkansas (2/28)
RBI.....	1, 2x, last at Arkansas (2/28)
Stolen Bases.....	-

Career-Highs

At-Bats.....	6, vs. Northern Illinois (2/22/20)
Runs.....	4, vs. Purdue Fort Wayne (3/2/19)
Hits.....	3, vs. Purdue Fort Wayne (2/22/20)
Doubles.....	1, 9x, last at South Alabama (2/21/21)
Triples.....	1, 2x, last at Arkansas (2/25/21)
Home Runs.....	1, 4x, last at Arkansas (2/28/21)
RBI.....	4, vs. Western Michigan (2/17/19)
Stolen Bases.....	1, 6x, last at UT Martin (3/7/20)

## 23 Brett Graber

2021 Season/Career-Highs

At-Bats.....	2, 2x, last vs. Illinois State (3/7/21)
Runs.....	-
Hits.....	1, vs. Illinois State (3/6/21)
Doubles.....	-
Triples.....	-
Home Runs.....	-
RBI.....	-
Stolen Bases.....	-

## 24 Fischer Rausch

2021 Season/Career-Highs

Innings Pitched.....	2.0, vs. Illinois State (3/6/21)
Fewest Hits.....	1, vs. Illinois State (3/6/21)
Most Hits.....	1, vs. Illinois State (3/6/21)
Fewest Runs.....	0, vs. Illinois State (3/6/21)
Most Runs.....	-
Fewest Walks.....	0, vs. Illinois State (3/6/21)
Strikeouts.....	5, vs. Illinois State (3/6/21)

**25 Dylan Dodd**

2021 Season-Highs	
Innings Pitched.....	7.0, vs. Illinois State (3/5)
Fewest Hits.....	3, 2x, last at Arkansas (2/25)
Most Hits.....	8, vs. Illinois State (3/5)
Fewest Runs.....	1, at South Alabama (2/19)
Most Runs.....	3, vs. Illinois State (3/5)
Fewest Walks.....	1, 2x, last vs. Illinois State (3/5)
Strikeouts.....	10, at Arkansas (2/25)

Career-Highs	
Innings Pitched.....	9.0, vs. Ohio (2/28/20)
Fewest Hits.....	2, vs. Purdue Fort Wayne (3/1/19)
Most Hits.....	8, 2x, last vs. Illinois State (3/5/21)
Fewest Runs.....	0, 2x, last vs. Ohio (2/28/20)
Most Runs.....	8, at Murray State (4/12/19)
Fewest Walks.....	0, 4x, last vs. Ohio (2/28/20)
Strikeouts.....	15, vs. Ohio (2/28/20)

**26 Collin Wilma**

2021 Season-Highs	
Innings Pitched.....	-
Fewest Hits.....	-
Most Hits.....	-
Fewest Runs.....	-
Most Runs.....	-
Fewest Walks.....	-
Strikeouts.....	-

Career-Highs	
Innings Pitched.....	7.1, vs. Ohio (2/29/20)
Fewest Hits.....	2, at UL Monroe (2/15/20)
Most Hits.....	9, at UT Martin (3/8/20)
Fewest Runs.....	1, at UL Monroe (2/15/20)
Most Runs.....	7, at UT Martin (3/8/20)
Fewest Walks.....	0, at UT Martin (3/8/20)
Strikeouts.....	6, vs. Northern Illinois (2/22/20)

**27 Austin Williams**

2021 Season/Career-Highs	
Innings Pitched.....	2.1, at Arkansas (2/25/21)
Fewest Hits.....	2, at South Alabama (2/20/21)
Most Hits.....	4, at Arkansas (2/28/21)
Fewest Runs.....	0, vs. Illinois State (3/5/21)
Most Runs.....	3, 2x, last at Arkansas (2/28/21)
Fewest Walks.....	0, 3x, last vs. Illinois State (3/5/21)
Strikeouts.....	2, 2x, last vs. Illinois State (3/5/21)

**28 Anthony Klein**

2021 Season/Career-Highs	
Innings Pitched.....	-
Fewest Hits.....	-
Most Hits.....	-
Fewest Runs.....	-
Most Runs.....	-
Fewest Walks.....	-
Strikeouts.....	-

**30 Adonis Forte**

2021 Season-Highs	
At-Bats.....	-
Runs.....	-
Hits.....	-
Doubles.....	-
Triples.....	-
Home Runs.....	-
RBI.....	-
Stolen Bases.....	-

**31 Blake Cisneros**

2021 Season-Highs	
Innings Pitched.....	2.2, at South Alabama (2/21)
Fewest Hits.....	0, 3x, last vs. Illinois State (3/5)
Most Hits.....	2, at South Alabama (2/21)
Fewest Runs.....	0, 3x, last vs. Illinois State (3/5)
Most Runs.....	1, 2x, last at South Alabama (2/21)
Fewest Walks.....	0, 2x, last at Arkansas (2/25)
Strikeouts.....	3, at South Alabama (2/21)

Career-Highs	
Innings Pitched.....	3.0, 2x, last vs. Austin Peay (3/24/19)
Fewest Hits.....	0, 10x, last vs. Illinois State (3/5/21)
Most Hits.....	6, vs. Purdue Fort Wayne (3/1/19)
Fewest Runs.....	0, 13x, last vs. Illinois State (3/5/21)
Most Runs.....	3, 4x, last vs. Northern Illinois (2/21/20)
Fewest Walks.....	0, 20x, last at Arkansas (2/25/21)
Strikeouts.....	5, vs. McKendree (4/23/19)

**32 Connery O'Donnell**

2021 Season/Career-Highs	
Innings Pitched.....	1.1, 2x, last at Arkansas (2/28/21)
Fewest Hits.....	0, at South Alabama (2/21/21)
Most Hits.....	2, at Arkansas (2/28/21)
Fewest Runs.....	1, at South Alabama (2/21/21)
Most Runs.....	2, at Arkansas (2/28/21)
Fewest Walks.....	1, at South Alabama (2/21)
Strikeouts.....	1, at Arkansas (2/28/21)

**33 Bryce Grossius**

2021 Season-Highs	
Innings Pitched.....	4.0, vs. Illinois State (3/6)
Fewest Hits.....	1, at South Alabama (2/19)
Most Hits.....	8, vs. Illinois State (3/6)
Fewest Runs.....	1, at South Alabama (2/19)
Most Runs.....	7, vs. Illinois State (3/6)
Fewest Walks.....	1, 3x, last vs. Illinois State (3/6)
Strikeouts.....	4, 2x, last vs. Illinois State (3/6)

Career-Highs	
Innings Pitched.....	4.0, 2x, last vs. Illinois State (3/6/21)
Fewest Hits.....	0, 10x, last at Arkansas State (3/3/20)
Most Hits.....	8, vs. Illinois State (3/6/21)
Fewest Runs.....	0, 11x, last at Arkansas State (3/3/20)
Most Runs.....	7, vs. Illinois State (3/6/21)
Fewest Walks.....	0, 9x, last at Arkansas State (3/3/20)
Strikeouts.....	4, 2x, last vs. Illinois State (3/6/21)

**34 Brandon McCabe**

2021 Season/Career-Highs	
Innings Pitched.....	-
Fewest Hits.....	-
Most Hits.....	-
Fewest Runs.....	-
Most Runs.....	-
Fewest Walks.....	-
Strikeouts.....	-

**35 Ryan Malzahn**

2021 Season-Highs	
At-Bats.....	-
Runs.....	-
Hits.....	-
Doubles.....	-
Triples.....	-
Home Runs.....	-
RBI.....	-
Stolen Bases.....	-

**36 Joey Kossina**

2021 Season/Career-Highs	
Innings Pitched.....	3.0, at Arkansas (2/27/21)
Fewest Hits.....	2, at Arkansas (2/27/21)
Most Hits.....	5, vs. Illinois State (3/6/21)
Fewest Runs.....	0, at Arkansas (2/27/21)
Most Runs.....	4, vs. Illinois State (3/6/21)
Fewest Walks.....	0, vs. Illinois State (3/6/21)
Strikeouts.....	3, at Arkansas (2/27/21)

**37 Hunter Ralls**

2021 Season/Career-Highs	
Innings Pitched.....	3.0, vs. Illinois State (3/7/21)
Fewest Hits.....	0, at South Alabama (2/20/21)
Most Hits.....	6, at Arkansas (2/28/21)
Fewest Runs.....	0, vs. Illinois State (3/7/21)
Most Runs.....	6, at Arkansas (2/28/21)
Fewest Walks.....	0, 2x, last vs. Illinois State (3/7/21)
Strikeouts.....	5, vs. Illinois State (3/7/21)

**38 Hayden Malenfant**

2021 Season-Highs	
Innings Pitched.....	-
Fewest Hits.....	-
Most Hits.....	-
Fewest Runs.....	-
Most Runs.....	-
Fewest Walks.....	-
Strikeouts.....	-

Career-Highs	
Innings Pitched.....	2.1, at UL Monroe (2/14/20)
Fewest Hits.....	0, 2x, last at UT Martin (3/8/20)
Most Hits.....	4, at UL Monroe (2/14/20)
Fewest Runs.....	0, 2x, last at UT Martin (3/8/20)
Most Runs.....	2, 2x, last vs. Ohio (3/1/20)
Fewest Walks.....	0, 3x, last at UT Martin (3/8/20)
Strikeouts.....	2, at UL Monroe (2/14/20)

**44 Matt Perego**

2021 Season/Career-Highs	
Innings Pitched.....	1.1, at Arkansas (2/27/21)
Fewest Hits.....	4, at Arkansas (2/27/21)
Most Hits.....	4, at Arkansas (2/27/21)
Fewest Runs.....	2, at Arkansas (2/27/21)
Most Runs.....	2, at Arkansas (2/27/21)
Fewest Walks.....	2, at Arkansas (2/27/21)
Strikeouts.....	-

**55 Noah Stone**

2021 Season/Career-Highs	
Innings Pitched.....	-
Fewest Hits.....	-
Most Hits.....	-
Fewest Runs.....	-
Most Runs.....	-
Fewest Walks.....	-
Strikeouts.....	-



**Game-by-Game Starting Lineups**

<u>Opponent</u>	<u>P</u>	<u>C</u>	<u>1B</u>	<u>2B</u>	<u>3B</u>	<u>SS</u>	<u>LF</u>	<u>CF</u>	<u>RF</u>	<u>DH</u>
South Alabama	Dodd	W. Stauss	Blazevic	Basler	Leeper	Wilber	Keck	Wright	Jacobsen	Andrews
South Alabama	Niznik	W. Stauss	Blazevic	Basler	Leeper	Wilber	Keck	Wright	Jacobsen	Andrews
South Alabama	Vogt	W. Stauss	Blazevic	Basler	Leeper	Wilber	T. Stauss	Wright	Keck	Andrews
Arkansas	Dodd	Keck	Blazevic	Basler	Leeper	Wilber	T. Stauss	Wright	Zivic	Andrews
Arkansas	Niznik	Keck	Blazevic	Basler	Leeper	Wilber	T. Stauss	Wright	Zivic	Andrews
Arkansas	Vogt	Keck	Blazevic	Basler	Leeper	Wilber	T. Stauss	Wright	Mason	Andrews
Arkansas	Williams	Keck	Blazevic	Basler	Leeper	Wilber	T. Stauss	Wright	Mason	Andrews
Illinois State	Dodd	W. Stauss	Blazevic	Basler	Leeper	Wilber	T. Stauss	Mason	Keck	Andrews
Illinois State	Niznik	W. Stauss	Blazevic	Basler	Leeper	Wilber	T. Stauss	Mason	Keck	Andrews
Illinois State	Kossina	Keck	Blazevic	Basler	Leeper	Wilber	T. Stauss	Graber	Zivic	Andrews
Illinois State	Miller	W. Stauss	Blazevic	Basler	Leeper	Wilber	T. Stauss	Wright	Keck	Andrews
SIU Edwardsville										
SIU Edwardsville										
SIU Edwardsville										
Saint Louis										
Austin Peay										
Austin Peay										
Austin Peay										
Southern Illinois										
Eastern Illinois										
Eastern Illinois										
Eastern Illinois										
Missouri State										
Jacksonville State										
Jacksonville State										
Jacksonville State										
Murray State										
Murray State										
Murray State										
UT Martin										
Tennessee Tech										
Tennessee Tech										
Tennessee Tech										
Missouri State										
Missouri State										
Missouri State										
Missouri State										
Austin Peay										
Belmont										
Belmont										
Belmont										
Eastern Kentucky										
Eastern Kentucky										
Eastern Kentucky										
Morehead State										
Morehead State										
Morehead State										
UT Martin										
UT Martin										
UT Martin										





## Game-by-Game Hitting

Opponent	AB	R	H	RBI	2B	3B	HR	BB	IBB	SB	CS	HBP	SAC	SE	GDP	K	PQ	A	E	Avg
<b>Southeast Missouri</b>	<b>31</b>	<b>4</b>	<b>7</b>	<b>4</b>	<b>1</b>	<b>0</b>	<b>0</b>	<b>3</b>	<b>0</b>	<b>1</b>	<b>1</b>	<b>2</b>	<b>3</b>	<b>0</b>	<b>1</b>	<b>10</b>	<b>27</b>	<b>10</b>	<b>0</b>	<b>.226</b>
South Alabama	31	2	5	2	2	0	1	2	0	1	0	0	0	1	0	13	27	10	3	.161
<b>Southeast Missouri</b>	<b>36</b>	<b>5</b>	<b>10</b>	<b>2</b>	<b>1</b>	<b>1</b>	<b>0</b>	<b>2</b>	<b>0</b>	<b>1</b>	<b>0</b>	<b>1</b>	<b>1</b>	<b>0</b>	<b>1</b>	<b>13</b>	<b>24</b>	<b>12</b>	<b>2</b>	<b>.254</b>
South Alabama	27	6	6	4	1	0	0	9	0	1	1	1	3	0	0	5	27	9	2	.190
<b>Southeast Missouri</b>	<b>39</b>	<b>8</b>	<b>11</b>	<b>7</b>	<b>1</b>	<b>0</b>	<b>2</b>	<b>5</b>	<b>0</b>	<b>5</b>	<b>0</b>	<b>0</b>	<b>1</b>	<b>2</b>	<b>0</b>	<b>13</b>	<b>30</b>	<b>14</b>	<b>0</b>	<b>.264</b>
South Alabama	30	6	8	6	1	0	1	6	0	1	0	1	4	1	1	7	30	9	2	.216
<b>Southeast Missouri</b>	<b>37</b>	<b>5</b>	<b>9</b>	<b>4</b>	<b>0</b>	<b>1</b>	<b>0</b>	<b>3</b>	<b>0</b>	<b>2</b>	<b>1</b>	<b>1</b>	<b>0</b>	<b>0</b>	<b>0</b>	<b>10</b>	<b>28</b>	<b>7</b>	<b>0</b>	<b>.259</b>
Arkansas	37	6	9	6	1	0	2	4	0	0	0	3	0	1	0	13	30	15	0	.224
<b>Southeast Missouri</b>	<b>31</b>	<b>3</b>	<b>5</b>	<b>3</b>	<b>0</b>	<b>0</b>	<b>0</b>	<b>6</b>	<b>0</b>	<b>2</b>	<b>0</b>	<b>0</b>	<b>0</b>	<b>0</b>	<b>0</b>	<b>8</b>	<b>24</b>	<b>6</b>	<b>0</b>	<b>.241</b>
Arkansas	32	7	8	7	0	1	4	0	0	1	0	3	0	0	0	7	27	12	9	.229
<b>Southeast Missouri</b>	<b>33</b>	<b>3</b>	<b>6</b>	<b>3</b>	<b>0</b>	<b>0</b>	<b>1</b>	<b>5</b>	<b>0</b>	<b>1</b>	<b>0</b>	<b>0</b>	<b>0</b>	<b>0</b>	<b>0</b>	<b>13</b>	<b>24</b>	<b>6</b>	<b>1</b>	<b>.232</b>
Arkansas	39	9	15	7	4	0	1	6	0	4	0	0	0	0	0	9	27	9	1	.260
<b>Southeast Missouri</b>	<b>19</b>	<b>4</b>	<b>4</b>	<b>4</b>	<b>0</b>	<b>0</b>	<b>1</b>	<b>5</b>	<b>0</b>	<b>5</b>	<b>0</b>	<b>0</b>	<b>0</b>	<b>0</b>	<b>0</b>	<b>6</b>	<b>12</b>	<b>5</b>	<b>2</b>	<b>.230</b>
Arkansas	25	11	12	9	6	0	3	4	0	2	0	0	0	0	0	3	15	8	0	.285
<b>Southeast Missouri</b>	<b>36</b>	<b>4</b>	<b>11</b>	<b>4</b>	<b>3</b>	<b>0</b>	<b>0</b>	<b>5</b>	<b>0</b>	<b>1</b>	<b>0</b>	<b>3</b>	<b>2</b>	<b>0</b>	<b>0</b>	<b>10</b>	<b>30</b>	<b>14</b>	<b>1</b>	<b>.240</b>
Illinois State	39	3	11	3	2	0	0	2	1	2	0	0	1	0	1	12	29	8	1	.285
<b>Southeast Missouri</b>	<b>23</b>	<b>5</b>	<b>6</b>	<b>5</b>	<b>0</b>	<b>1</b>	<b>2</b>	<b>3</b>	<b>0</b>	<b>0</b>	<b>1</b>	<b>0</b>	<b>0</b>	<b>1</b>	<b>0</b>	<b>5</b>	<b>21</b>	<b>10</b>	<b>1</b>	<b>.242</b>
Illinois State	29	1	8	1	2	0	0	0	0	0	0	0	0	0	1	4	18	6	1	.284
<b>Southeast Missouri</b>	<b>24</b>	<b>1</b>	<b>4</b>	<b>1</b>	<b>0</b>	<b>1</b>	<b>0</b>	<b>0</b>	<b>0</b>	<b>0</b>	<b>0</b>	<b>0</b>	<b>0</b>	<b>0</b>	<b>1</b>	<b>7</b>	<b>21</b>	<b>8</b>	<b>2</b>	<b>.236</b>
Illinois State	38	13	16	12	3	0	2	3	0	1	0	0	0	0	1	9	21	8	0	.300
<b>Southeast Missouri</b>	<b>31</b>	<b>8</b>	<b>11</b>	<b>8</b>	<b>1</b>	<b>0</b>	<b>1</b>	<b>3</b>	<b>0</b>	<b>0</b>	<b>0</b>	<b>0</b>	<b>1</b>	<b>0</b>	<b>0</b>	<b>4</b>	<b>27</b>	<b>8</b>	<b>0</b>	<b>.244</b>
Illinois State	34	1	8	1	1	0	1	1	0	0	0	0	0	0	0	8	24	12	1	.294
<b>Southeast Missouri</b>																				
SIU Edwardsville																				
<b>Southeast Missouri</b>																				
SIU Edwardsville																				
<b>Southeast Missouri</b>																				
SIU Edwardsville																				
<b>Southeast Missouri</b>																				
Saint Louis																				
<b>Southeast Missouri</b>																				
Austin Peay																				
<b>Southeast Missouri</b>																				
Austin Peay																				
<b>Southeast Missouri</b>																				
Austin Peay																				
<b>Southeast Missouri</b>																				
Southern Illinois																				
<b>Southeast Missouri</b>																				
Eastern Illinois																				
<b>Southeast Missouri</b>																				
Eastern Illinois																				
<b>Southeast Missouri</b>																				
Eastern Illinois																				
<b>Southeast Missouri</b>																				
Missouri State																				
<b>Southeast Missouri</b>																				
Jacksonville State																				
<b>Southeast Missouri</b>																				
Jacksonville State																				
<b>Southeast Missouri</b>																				
Jacksonville State																				
<b>Southeast Missouri</b>																				
Murray State																				
<b>Southeast Missouri</b>																				
Murray State																				



## SOUTHEAST MISSOURI BASEBALL NOTES // SIUE SERIES

### Game-by-Game Hitting

Opponent	AB	R	H	RBI	2B	3B	HR	BB	IBB	SB	CS	HBP	SAC	SF	GDP	K	PQ	A	E	Avg
<b>Southeast Missouri</b> Murray State																				
<b>Southeast Missouri</b> UT Martin																				
<b>Southeast Missouri</b> Tennessee Tech																				
<b>Southeast Missouri</b> Tennessee Tech																				
<b>Southeast Missouri</b> Tennessee Tech																				
<b>Southeast Missouri</b> Missouri State																				
<b>Southeast Missouri</b> Missouri State																				
<b>Southeast Missouri</b> Missouri State																				
<b>Southeast Missouri</b> Missouri State																				
<b>Southeast Missouri</b> Missouri State																				
<b>Southeast Missouri</b> Austin Peay																				
<b>Southeast Missouri</b> Belmont																				
<b>Southeast Missouri</b> Belmont																				
<b>Southeast Missouri</b> Belmont																				
<b>Southeast Missouri</b> Eastern Kentucky																				
<b>Southeast Missouri</b> Eastern Kentucky																				
<b>Southeast Missouri</b> Eastern Kentucky																				
<b>Southeast Missouri</b> Morehead State																				
<b>Southeast Missouri</b> Morehead State																				
<b>Southeast Missouri</b> Morehead State																				
<b>Southeast Missouri</b> UT Martin																				
<b>Southeast Missouri</b> UT Martin																				
<b>Southeast Missouri</b> UT Martin																				



## Game-by-Game Pitching

Opponent	IP	H	R	ER	BB	SO	2B	3B	HR	WP	BK	HBP	DP	IBB	Score	W-L	SV	ERA
<b>Southeast Missouri</b>	<b>9.0</b>	<b>5</b>	<b>2</b>	<b>2</b>	<b>2</b>	<b>13</b>	<b>2</b>	<b>0</b>	<b>1</b>	<b>2</b>	<b>0</b>	<b>0</b>	<b>0</b>	<b>0</b>	<b>4-2</b>	<b>1-0</b>	<b>1</b>	<b>2.00</b>
South Alabama	9.0	7	4	4	3	10	1	0	0	2	0	2	2	0	2-4	0-1	0	4.00
<b>Southeast Missouri</b>	<b>8.0</b>	<b>6</b>	<b>6</b>	<b>4</b>	<b>9</b>	<b>5</b>	<b>1</b>	<b>0</b>	<b>0</b>	<b>4</b>	<b>0</b>	<b>1</b>	<b>0</b>	<b>0</b>	<b>5-6</b>	<b>1-1</b>	<b>1</b>	<b>3.18</b>
South Alabama	9.0	10	5	3	2	13	1	1	0	1	0	1	1	0	6-5	1-1	1	3.50
<b>Southeast Missouri</b>	<b>10.0</b>	<b>8</b>	<b>6</b>	<b>6</b>	<b>6</b>	<b>7</b>	<b>1</b>	<b>0</b>	<b>1</b>	<b>4</b>	<b>0</b>	<b>1</b>	<b>2</b>	<b>0</b>	<b>8-6</b>	<b>2-1</b>	<b>1</b>	<b>4.00</b>
South Alabama	10.0	11	8	8	5	13	1	0	2	2	0	0	0	0	6-8	1-2	1	4.82
<b>Southeast Missouri</b>	<b>9.1</b>	<b>9</b>	<b>6</b>	<b>6</b>	<b>4</b>	<b>13</b>	<b>1</b>	<b>0</b>	<b>2</b>	<b>0</b>	<b>0</b>	<b>3</b>	<b>0</b>	<b>0</b>	<b>5-6</b>	<b>2-2</b>	<b>1</b>	<b>4.46</b>
Arkansas	10.0	9	5	5	3	10	0	1	0	0	1	1	1	0	6-5	2-2	1	4.74
<b>Southeast Missouri</b>	<b>8.0</b>	<b>8</b>	<b>7</b>	<b>7</b>	<b>0</b>	<b>7</b>	<b>0</b>	<b>1</b>	<b>4</b>	<b>0</b>	<b>0</b>	<b>3</b>	<b>0</b>	<b>0</b>	<b>3-7</b>	<b>2-3</b>	<b>1</b>	<b>5.08</b>
Arkansas	9.0	5	3	2	6	8	0	0	0	2	0	0	1	0	7-3	3-2	1	4.21
<b>Southeast Missouri</b>	<b>8.0</b>	<b>15</b>	<b>9</b>	<b>9</b>	<b>6</b>	<b>9</b>	<b>4</b>	<b>0</b>	<b>1</b>	<b>6</b>	<b>0</b>	<b>0</b>	<b>0</b>	<b>0</b>	<b>3-9</b>	<b>2-4</b>	<b>1</b>	<b>5.85</b>
Arkansas	9.0	6	3	3	5	13	0	0	1	1	0	0	1	0	9-3	4-2	1	4.02
<b>Southeast Missouri</b>	<b>4.0</b>	<b>12</b>	<b>11</b>	<b>9</b>	<b>4</b>	<b>3</b>	<b>6</b>	<b>0</b>	<b>3</b>	<b>0</b>	<b>0</b>	<b>0</b>	<b>1</b>	<b>0</b>	<b>4-11</b>	<b>2-5</b>	<b>1</b>	<b>6.87</b>
Arkansas	5.0	4	4	4	5	6	0	0	1	1	0	0	1	0	11-4	5-2	1	4.28
<b>Southeast Missouri</b>	<b>10.0</b>	<b>11</b>	<b>3</b>	<b>2</b>	<b>2</b>	<b>12</b>	<b>2</b>	<b>0</b>	<b>0</b>	<b>0</b>	<b>0</b>	<b>0</b>	<b>1</b>	<b>1</b>	<b>4-3</b>	<b>3-5</b>	<b>1</b>	<b>6.11</b>
Illinois State	9.2	11	4	4	5	10	3	0	0	2	0	3	0	0	3-4	5-3	1	4.20
<b>Southeast Missouri</b>	<b>7.0</b>	<b>8</b>	<b>1</b>	<b>1</b>	<b>0</b>	<b>4</b>	<b>2</b>	<b>0</b>	<b>0</b>	<b>0</b>	<b>0</b>	<b>0</b>	<b>1</b>	<b>0</b>	<b>5-1</b>	<b>4-5</b>	<b>1</b>	<b>5.65</b>
Illinois State	6.0	6	5	5	3	5	0	1	2	0	0	0	0	0	1-5	5-4	1	4.46
<b>Southeast Missouri</b>	<b>7.0</b>	<b>16</b>	<b>13</b>	<b>12</b>	<b>3</b>	<b>9</b>	<b>3</b>	<b>0</b>	<b>2</b>	<b>2</b>	<b>1</b>	<b>0</b>	<b>1</b>	<b>0</b>	<b>1-13</b>	<b>4-6</b>	<b>1</b>	<b>6.50</b>
Illinois State	7.0	4	1	1	0	7	0	1	0	0	0	0	1	0	13-1	6-4	1	4.20
<b>Southeast Missouri</b>	<b>9.0</b>	<b>8</b>	<b>1</b>	<b>1</b>	<b>1</b>	<b>8</b>	<b>1</b>	<b>0</b>	<b>1</b>	<b>0</b>	<b>0</b>	<b>0</b>	<b>0</b>	<b>0</b>	<b>8-1</b>	<b>5-6</b>	<b>2</b>	<b>5.94</b>
Illinois State	8.0	11	8	7	3	4	1	0	1	0	0	0	0	0	1-8	6-5	1	4.52
<b>Southeast Missouri</b>																		
SIU Edwardsville																		
<b>Southeast Missouri</b>																		
SIU Edwardsville																		
<b>Southeast Missouri</b>																		
SIU Edwardsville																		
<b>Southeast Missouri</b>																		
Saint Louis																		
<b>Southeast Missouri</b>																		
Austin Peay																		
<b>Southeast Missouri</b>																		
Austin Peay																		
<b>Southeast Missouri</b>																		
Austin Peay																		
<b>Southeast Missouri</b>																		
Southern Illinois																		
<b>Southeast Missouri</b>																		
Eastern Illinois																		
<b>Southeast Missouri</b>																		
Eastern Illinois																		
<b>Southeast Missouri</b>																		
Eastern Illinois																		
<b>Southeast Missouri</b>																		
Missouri State																		
<b>Southeast Missouri</b>																		
Jacksonville State																		
<b>Southeast Missouri</b>																		
Jacksonville State																		
<b>Southeast Missouri</b>																		
Jacksonville State																		
<b>Southeast Missouri</b>																		
Murray State																		
<b>Southeast Missouri</b>																		
Murray State																		



## SOUTHEAST MISSOURI BASEBALL NOTES // SIUE SERIES

### Game-by-Game Pitching

Opponent	IP	H	R	ER	BB	SO	2B	3B	HR	WP	BK	HBP	DP	IBB	Score	W-L	SV	ERA
<b>Southeast Missouri</b> Murray State																		
<b>Southeast Missouri</b> UT Martin																		
<b>Southeast Missouri</b> Tennessee Tech																		
<b>Southeast Missouri</b> Tennessee Tech																		
<b>Southeast Missouri</b> Tennessee Tech																		
<b>Southeast Missouri</b> Missouri State																		
<b>Southeast Missouri</b> Missouri State																		
<b>Southeast Missouri</b> Missouri State																		
<b>Southeast Missouri</b> Missouri State																		
<b>Southeast Missouri</b> Austin Peay																		
<b>Southeast Missouri</b> Belmont																		
<b>Southeast Missouri</b> Belmont																		
<b>Southeast Missouri</b> Belmont																		
<b>Southeast Missouri</b> Eastern Kentucky																		
<b>Southeast Missouri</b> Eastern Kentucky																		
<b>Southeast Missouri</b> Eastern Kentucky																		
<b>Southeast Missouri</b> Morehead State																		
<b>Southeast Missouri</b> Morehead State																		
<b>Southeast Missouri</b> Morehead State																		
<b>Southeast Missouri</b> UT Martin																		
<b>Southeast Missouri</b> UT Martin																		
<b>Southeast Missouri</b> UT Martin																		



## Southeast Missouri's Record

Overall.....	5-6
At Home.....	3-1
On the Road.....	2-5
At Neutral Sites.....	0-0
Against Non-OVC Opponents.....	2-5
Against OVC Opponents.....	0-0
In Home OVC Games.....	0-0
In Away OVC Games.....	0-0
vs. Ranked Teams.....	0-4
In February.....	2-5
In March.....	3-1
In April.....	0-0
In May.....	0-0
On Mondays.....	0-0
On Tuesdays.....	0-0
On Wednesdays.....	0-0
On Thursdays.....	0-1
On Fridays.....	2-1
On Saturdays.....	1-3
On Sundays.....	2-1
In Day Games.....	5-6
In Night Games.....	0-0
In Extra Inning Games.....	2-1
When Redhawks Score First.....	3-3
When Opponents Score First.....	2-3
vs. Left-Handed Starter.....	2-1
vs. Right-Handed Starter.....	3-5
In 1-Run Games.....	1-2
In 2-Run Games.....	2-0
In 5+ Run Games.....	1-3
Shutouts.....	0-0
When Leading After Six Innings.....	3-2
When Trailing After Six Innings.....	2-3
When Tied After Six Innings.....	0-0
When Redhawks Starter Goes 6 or more Innings.....	3-0
When Redhawks Get 10 or more Hits.....	3-1
When Redhawks Outhit Opponents.....	3-1
When Redhawks Get Outhit.....	1-4
When Hits are Tied.....	1-1
When Scoring 0-2 Runs.....	0-1
When Scoring 3-5 Runs.....	3-5
When Scoring 6-9 Runs.....	2-0
When Scoring 10+ Runs.....	0-0
When Opponents Score 0-2 Runs.....	3-0
When Opponents Score 3-5 Runs.....	1-0
When Opponents Score 6-9 Runs.....	1-4
When Opponents Score 10+ Runs.....	0-2
Without Hitting a Home Run.....	2-4
When Hitting 1 Home Run.....	1-2
When Hitting 2+ Home Runs.....	2-0
Committing 0 Errors.....	3-2
Committing 1 Error.....	2-1
Committing 2+ Errors.....	0-3

## Honors & Awards

### Preseason All-OVC

Dylan Dodd, LHP

Tyler Wilber, SS

### D1Baseball Top-100 Shortstops

Tyler Wilber, #17

### OVC Player of the Week

Austin Blazeovic, 1B, Feb. 22

### OVC Pitcher of the Week

Dylan Dodd, LHP, Feb. 22