



2020-21 SOUTHEAST MISSOURI FOOTBALL

Game
3



Murray State (1-0, 1-0) vs. #16 Southeast Missouri (1-1, 1-0)

Gameday Coverage

Radio..... Real Rock 99.3 FM
(Erik Sean, Rick Wieser)
Video..... ESPN+
Live Stats..... GoSoutheast.com
Twitter..... @SEMOfootball

Date..... Sunday, March 7, 2021
Kickoff..... 2 p.m., CT
Location..... Cape Girardeau, Mo.
Stadium..... Houck Field (10,000)
Surface..... FieldTurf
Weather Forecast..... Sunny, 54°
Series..... MSU leads, 40-13-1

Head Coaches..... Tom Matukewicz
(35-39 overall; 34-39 at SEMO; 26-22 OVC).
Dean Hood (56-38 overall; 1-0 at MUR).


Strategic Communications


Jeff Honza, Assistant Director of Athletics
Office Phone..... (573) 651-2933
Mobile..... (618) 528-1145


Schedule


October 30  at #24 Southern Illinois
L, 17-20 | **Radio:** Real Rock 99.3 FM
TV: KFVS/ESPN+


Spring


February 28  at Eastern Illinois*
W, 47-7 | **Radio:** Real Rock 99.3 FM
Video: ESPN+


March 7  **Murray State***
2 p.m. | **Radio:** Real Rock 99.3 FM
Video: ESPN+

March 14  **Austin Peay***
2 p.m. | **Radio:** Real Rock 99.3 FM
Video: ESPN+

March 21  at Jacksonville State*
2 p.m. | **Radio:** Real Rock 99.3 FM
Video: ESPN+

March 28  **Tennessee Tech***
2 p.m. | **Radio:** Real Rock 99.3 FM
Video: ESPN+

April 3  at UT Martin*
1 p.m. | **Radio:** Real Rock 99.3 FM
Video: ESPN+

April 11  at Tennessee State*
TBA | **Radio:** Real Rock 99.3 FM
Video: ESPN+

Home Games in **Bold**

* Ohio Valley Conference Game

All Times Central and Subject to Change

Redhawks Host Murray State

#16 Southeast Missouri (1-1, 1-0) plays host to rival Murray State (1-1, 1-0) in its home-opener Sunday. Kickoff is set for 2 p.m., CT at Houck Field.

Follow the Redhawks

Fans can listen live on the radio at Real Rock 99.3 FM. Erik Sean and Rick Wieser will be on the call. Watch on ESPN+. Live stats are available at GoSoutheast.com and Twitter updates will be provided @SEMOfootball.

Home-Openers

The Redhawks are 18-11 all-time in home-openers during their NCAA Division I Football Championship Subdivision (FCS) era (since 1991). Southeast Missouri is 4-2 in such games under Head Coach Tom Matukewicz. The Redhawks won their home-opener in each of the last two seasons.

OVC Openers

Southeast Missouri is 10-19 all-time in Ohio Valley Conference openers. The Redhawks begin their OVC slate at home for the second-straight season. SEMO hosts Murray State to start league action for the first time since 2015. That year, the Redhawks beat the Racers, 27-10, on Oct. 3. SEMO is 4-2 in OVC openers under head coach Tom Matukewicz.

Series History

The Redhawks and Racers meet for the 55th time on the gridiron Sunday. Murray State holds a 40-13-1 lead in the all-time series between these teams. Southeast Missouri won four of its last five meetings with MSU. Nine of SEMO's 13 wins against the Racers have come at Houck Field.

Makeup Date

Southeast Missouri and Murray State were originally supposed to play their spring opener in Cape Girardeau on Feb. 21. However, Cape Girardeau was slammed with large amounts of sleet, snow and ice the week before that contest. Temperatures ranged anywhere between 11-24 degrees (highs) and 13-1 degrees (lows). As a result, the game was rescheduled for Mar. 7.

Spring Opening Blowout

The Redhawks opened their Ohio Valley Conference spring season with a dominating 47-7 win over Eastern Illinois on Feb. 28 in Charleston. Defensively, Southeast Missouri put together an outstanding performance recording four takeaways (three interceptions) and stopping EIU five times on fourth down. SEMO limited the Panthers to only 114 yards in the game's opening two quarters.

High Scoring Affair

Southeast Missouri's 47 points against Eastern Illinois were its most in 28 meetings with the Panthers. SEMO also scored its most points in an Ohio Valley Conference road game since finishing with 56 at UT Martin on Oct. 27, 2018.

Home Winning Streak

Southeast Missouri has won 12-consecutive regular season games at Houck Field. SEMO is 12-1 on its home field in the last two years with its only blemish coming against Illinois State in the first round of the FCS Playoffs in 2019. The Redhawks last regular-season home loss was to UT Martin (16-14) on Nov. 4, 2017.



Southeast Missouri or **SEMO** is the preferred reference for Southeast Missouri State University athletic teams. Southeastern Missouri State is not an acceptable reference.



Congratulations Coach Tuke!

Margin of Victory

Redhawks Move Up Five Spots to #16 in STATS Media Poll

STATS Media Poll Rankings

King Reaches First 100-Yard Receiving Game

King has nine receptions for 149 yards and two touchdowns as SEMO's leading receiver thus far. He ranks fourth in the Ohio Valley Conference in receiving yards per game (74.5) and fifth in receptions per game (4.5).

Bunch Clears 300 Passing Yards

In his first career Ohio Valley Conference start, quarterback Andrew Bunch threw for 302 yards and one touchdown at Eastern Illinois (Feb. 28). Bunch completed 23-of-37 passes and did not throw an interception. He also completed five passes of 25 or more yards against the Panthers. Bunch leads the OVC in both passing average (177.5 ypg) and total offense (243 ypg).

Two For Me, Two For You

Running backs Zion Custis and Geno Hess each scored two rushing touchdowns in Southeast Missouri's first win of the spring at Eastern Illinois (Feb. 28). Custis scored the game's first touchdown on a 9-yard run and hit paydirt on a 1-yard plunge in the second quarter. Meanwhile, Hess scored from a yard out early in the second quarter and had an 8-yard TD run in the third quarter. Both Custis and Hess now have three games with multiple rushing touchdowns in their careers. Hess leads the Ohio Valley Conference in scoring (9 ppg) and scoring (TDs) (3).

Fast Scoring

Southeast Missouri scored three of its touchdowns at Eastern Illinois (Feb. 28) in less than a minute. SEMO's first two touchdowns came in 38 and 46 seconds, respectively. Al Young's interception return for a 25-yard touchdown was the other score.

Only Fall Contest

Southeast Missouri was one of four Ohio Valley Conference teams that played at least one football game in the fall. SEMO made a close trip to longtime rival Southern Illinois on Oct. 30. Combined, OVC schools were 6-11 in the fall with Jacksonville State going 3-1, Eastern Kentucky finishing 3-6, SEMO going 0-1 and Austin Peay posting an 0-3 mark.

2020-21 Statistics

MSU	SEMO
1-0.....Overall Record.....	1-1
1-0.....Conference Record.....	1-0
1-0.....Home Record.....	0-0
0-0.....Road (Neutral) Record.....	1-1
NR.....National Ranking.....	21
14.0.....Points/Game.....	32.0
10.0.....Points Allowed/Game.....	13.5
328.0.....Total Offense/Game.....	404.0
213.0.....Total Defense/Game.....	353.5
176.0.....Rushing Yards/Game.....	214.0
110.0.....Rushing Defense/Game.....	192.0
1.....Rushing Touchdowns.....	5
1.....Rushing TDs Allowed.....	2
152.0.....Passing Yards/Game.....	190.0
103.0.....Passing Defense/Game.....	161.5
1.....Passing Touchdowns.....	2
0.....Passing TDs Allowed.....	1
10.0.....Kickoff Return Average.....	17.0
0.0.....Punt Return Average.....	7.8
1-1.....Fumbles-Lost.....	3-1
42.0.....Penalty Yards/Game.....	73.0
38.7.....Net Yards Per Punt.....	37.7
33:12.....TOP/Game.....	32:54
6-17/35%.....3rd-Down Conversion.....	9-28/32%
0-1/0%.....4th-Down Conversion.....	3-5/60%

**AFCA FCS Coaches and
STATS Media Polls
(as of Mar. 1)**

<u>AFCA Coaches</u>	<u>STATS Media</u>
- -	1. James Madison
- -	2. Weber State
- -	3. Northern Iowa
- -	4. North Dakota
- -	5. Villanova
- -	6. North Dakota State
- -	7. Nicholls
- -	8. South Dakota State
- -	9. Kennesaw State
- -	10. Jacksonville State
- -	11. Southern Illinois
- -	12. Sam Houston
- -	13. Albany
- -	14. New Hampshire
- -	15. Illinois State
- -	16. Southeast Missouri
- -	17. Furman
- -	18. Chattanooga
- -	19. Idaho
- -	20. Wofford
- -	21. South Dakota
- -	22. Eastern Washington
- -	23. Monmouth
- -	24. Southeastern Louisiana
- -	25. Delaware



First Action as Redhawks

Eight different players made their Southeast Missouri debuts at Eastern Illinois (Feb. 28). Eddie Battle, Kenny Doak, Jake Holten, Ty Leonard, Rashaan Palmer, Shamenski Rucker, Garrett Todd and Clive Truschel all made their first SEMO appearance. There have been a total of 25 players who played their first games as Redhawks this year. A total of 17 players saw their first action in a Southeast Missouri uniform at Southern Illinois (Oct. 30). Jerome Afe, Keandre Booker, Andrew Bunch, Micah Fann, Kareem Gauden, Matt Hanson, Zach Haynes, LaWilliam Holmes, Isaiah Hunt, Johnny King, Jacob Morrissey, Shyron Rodgers, LaDarrius Rule, James Sackie, Josepha Siatini, Izeal Terrell and Will Weidemann formed that group.

Season 116

The 2020-21 campaign is Southeast Missouri's 116th season of college football. The Redhawks begin their 30th season at the NCAA Division I Football Championship Subdivision (FCS) level. SEMO joined the FCS in 1991 and is 123-209 with two Ohio Valley Conference titles (2010, 2019) and three NCAA Playoff appearances (2010, 2018, 2019) as a Division I program. The Redhawks are also 86-137 all-time in OVC games.

Approaching 2,000

Zion Custis is approaching 2,000 all-purpose yards in his career. Custis (1,949) is 51 yards away from reaching that mark. He has 1,121 rushing yards, 57 receiving yards and 771 kick return yards.

OVC Leader

Entering this week, Southeast Missouri leads the Ohio Valley Conference in four statistical categories. SEMO is the league-leader in scoring offense (32 ppg), total offense (404 ypg), rushing offense (214 ypg) and punt return average (7.8 ypr).

Matukewicz vs. Murray State

Tom Matukewicz is 4-2 against Murray State. Matukewicz has defeated the Racers the most of any Ohio Valley Conference opponent along with Austin Peay (4-2) and Tennessee Tech (4-2).

Hood in First-Year as Racers Head Coach

First-year Murray State head coach Dean Hood starts his second Ohio Valley Conference head coaching stint. Hood was the head coach at Eastern Kentucky from 2008-2015 before he went on to serve in assistant coaching roles at Charlotte (2016-17) and Kentucky (2017-19). He is 7-1 all-time against SEMO. The only time the Redhawks beat Hood as an OVC head coach was in 2010 (40-21, Oct. 23, Cape Girardeau, Mo.).

About Murray State

Murray State is in its 95th season of football with no stranger to the Ohio Valley Conference at the helm. Dean Hood enters his first year as the Racers head coach. Hood was head coach at Eastern Kentucky for eight years (2008-15) where he won a pair of OVC Championships, appeared in three FCS Playoffs and won a total of 55 games. In 2019, MSU is 1-0 in the OVC after beating UT Martin, 14-10, in its spring opener on Feb. 28. Preseason All-OVC return specialist Malik Honeycutt is back after missing the 2019 campaign with an injury. Honeycutt was an All-American in 2018 after averaging 35.2 yards per kickoff return, including a 79-yard touchdown with three seconds left to upset nationally-ranked Southeast Missouri. Linebacker Alec Long is another player to watch for the Racers this season. Long made nine starts and recorded 52 tackles and three sacks in 2019. He was a Third-Team Phil Steele Freshman All-American.

One of 17

Southeast Missouri was one of 17 Football Championship Subdivision programs (out of 127 overall) that decided to play at least one non-conference game last fall. Due to COVID-19 concerns, the Ohio Valley Conference postponed its conference schedule to the spring.

Most in the OVC

The Redhawks won 14 Ohio Valley Conference games over the last two-plus seasons and lead the league during that span. Southeast Missouri is 1-0 this year went 7-1 in 2019 and 6-2 in 2018 for a combined 14-3 record vs. league foes.

2020-21 OVC Football Standings (as of Feb. 28)

	Conference	Overall
Murray State	1-0	1-0
Jacksonville State	1-0	4-1
Southeast Missouri	1-0	1-1
Tennessee Tech	1-1	1-1
Austin Peay	1-1	1-4
Eastern Kentucky ^	0-0	3-6
Eastern Illinois	0-1	0-1
Tennessee State	0-1	0-1
UT Martin	0-1	0-1

^ - Will not play a spring season

This Week's Schedule

Sunday, March 7

Eastern Illinois at UT Martin, 1 p.m., CT

Jacksonville State at Tennessee State, 2 p.m., CT

Murray State at Southeast Missouri, 2 p.m., CT

Last Week's Results

Sunday, February 28

#21 Southeast Missouri 47, Eastern Illinois 7

Austin Peay 27, Tennessee State 20

#16 Jacksonville State 27, #23 Tennessee Tech 10

Murray State 14, UT Martin 10

2020-21 Honors & Awards

Preseason All-OVC

Aaron Alston, WR

Ja'Chai Baker, OL

Bydarrius Knighten, S

Kendrick Tiller, K



Good Start on the Ground

Southeast Missouri gained 281 yards on the ground and averaged over six yards per carry (6.1) in its season-opener at Southern Illinois (Oct. 30). In its last three meetings with the Salukis, SEMO rushed for a combined 914 yards with an average of 304.6 yards in those matchups.

Hess Springs for 128

Geno Hess ran for 128 yards and a touchdown on 16 carries, and averaged eight yards per touch at Southern Illinois (Oct. 30). Hess scored the first points of the season on a 2-yard run which he set up with a previous 64-yard rush. It marked the second time Hess rushed for over 100 yards in his career. The 128 rushing yards were the most in a non-conference game for Hess.

Bunch Debuts at Quarterback

Nebraska transfer Andrew Bunch made his first career start as Southeast Missouri's quarterback at Southern Illinois (Oct. 30). Bunch completed 6-of-15 passes for 53 yards and a touchdown. He also threw two interceptions and ran for 115 yards on nine carries. Bunch became the first SEMO quarterback to rush for over 100 yards in a game since Kyle Snyder had 116 at Eastern Kentucky on Oct. 25, 2014.

Matukewicz Momentum

Southeast Missouri is in its seventh year under the direction of Head Coach Tom Matukewicz. Matukewicz led the Redhawks to back-to-back nine-win seasons for the first time in program history (9-4 in 2018; 9-4 in 2019). The defending Ohio Valley Conference Champions, SEMO is also coming off back-to-back FCS Playoff appearances. Matukewicz is 34-39 overall and 26-22 in the OVC as the Redhawks head coach.

Games with a Catch

Aaron Alston has caught a pass in 17-straight games dating back to the 2018 season. Alston finished four receptions for 83 yards at Eastern Illinois (Feb. 28).

Season-Openers

With their 20-17 loss at Southern Illinois (Oct. 30), the Redhawks dropped to 10-20 all-time in season-openers during the NCAA Division I era (since 1991). Southeast Missouri took its ninth-straight loss in road season-openers.

FBS Transfer Quarterbacks

Andrew Bunch is the fourth quarterback to transfer to Southeast Missouri from a Football Bowl Subdivision (FBS) school in seven years with Tom Matukewicz at the helm. Bunch moves under center after Daniel Santacaterina (Northern Illinois) started at quarterback the last two seasons. Kyle Snyder (Ohio) and Alex Niznak (Central Michigan) are the other FBS transfer quarterbacks that played at SEMO since 2014.

2020 Roster

Southeast Missouri's 92-man roster includes 18 seniors, 23 juniors, 13 sophomores and 38 freshmen. SEMO returns 14 starters with eight on offense and six on defense.

Two Over 100

Southeast Missouri had two players rush for over 100 yards in a game for the first time in seven years when it accomplished that feat at Southern Illinois (Oct. 30). Geno Hess ran for 128 yards and Andrew Bunch rushed for 115 against the Salukis. DeMichael Jackson (183) and Lewis Washington (111) were the last SEMO players to get over 100 rushing yards in a game at Jacksonville State on Nov. 23, 2013.

King Scores First Touchdown

Northeastern Oklahoma A&M transfer Johnny King caught a 21-yard pass from Andrew Bunch to score his first Southeast Missouri touchdown at Southern Illinois (Oct. 30). King's touchdown reception gave the Redhawks a 14-10 lead with 2:21 remaining in the third quarter. He led SEMO with two catches for 34 yards in his first NCAA Division I FCS game.

Haynes Punts It

Redshirt-freshman Zach Haynes punted for the first time in his Southeast Missouri career at Southern Illinois (Oct. 30). Haynes' first career punt sailed 50 yards and was downed

at SIU's 1-yard line. He punted three times for 135 yards, averaging 45 yards per punt.

Veteran Redhawks

Nine of Southeast Missouri's 14 returning starters are seniors. Dane Nelson (C), Jaden Rosenthal (RG), Ja'Chai Baker (LT), Austin Crump (TE), Zack Smith (WR), Daterraion Richardson (NT), Omarrick Douglas (OLB), Al Young (CB) and Bydarrius Knighten (FS) form the experienced group.

Quite a Turnaround

Prior to the 2018 season, Southeast Missouri had a combined 18 wins over a five-year period (2013-17). The Redhawks matched that win total in the last two seasons alone. SEMO went 18-8 with one Ohio Valley Conference title, one postseason win and two FCS Playoff berths during the 2018 and 2019 campaigns. The 18 victories are the most in a two-year span in program history. SEMO's highest two-year win total during the Redhawks NCAA Division I era was 13 (8 in 2002; 5 in 2003) before SEMO topped that mark last season.

Preseason All-OVC Honors

Southeast Missouri landed three players on the 2020 Preseason All-Ohio Valley Conference Team. Seniors Bydarrius Knighten (DB) and Ja'Chai Baker (OL), and junior Aaron Alston (WR) earned preseason all-conference honors for the Redhawks. A native of Tunica, Mississippi, Knighten is SEMO's top returning tackler. He ranked third on the team with 75 tackles en route to claiming Second-Team All-OVC accolades a year ago. Knighten posted 53 solo tackles and led the Redhawks with three interceptions. He was also a 2020 HERO Sports Preseason All-OVC selection. Baker, who hails from Council Bluffs, Iowa, started nine games at left tackle and appeared in 12 contests during his first year with the Redhawks in 2019. A native of Brighton, Tennessee, Alston was SEMO's second-leading receiver with 687 yards and four touchdowns on 51 catches a year ago. He averaged 13.5 yards per reception and 52.8 receiving yards per game.



Offensive Line Report

In what was a big area of concern a year ago, Southeast Missouri's offensive line is in excellent shape with the return of four starters. Ja'Chai Baker is back at left tackle, Dane Nelson returns at center, Jaden Rosenthal is back at right guard and Nate Korte returns at right tackle. Baker (9), Nelson (9), Rosenthal (12) and Korte (12) combined for 42 starts up front in 2019.

Returning All-OVC Performers

Free safety Bydarrius Knighten and running back Geno Hess are Southeast Missouri's returning All-Ohio Valley Conference selections. Knighten, a second-team pick, led the Redhawks with three interceptions and ranked third on the team with 75 tackles in 2019. Hess was named to the league's All-Newcomer Team after finishing as SEMO's second-leading rusher with 575 yards and six touchdowns on 202 carries.

Double Threat

Southeast Missouri returns its top two running backs in 2020. Zion Custis and Geno Hess accounted for over 50 percent of SEMO's carries last season. Both were equally productive with Custis leading the way with 684 yards and five touchdowns on 142 touches. Hess followed close behind with 575 yards and six touchdowns on 102 carries. Custis and Hess ranked sixth and seventh in the Ohio Valley Conference with 52.6 and 52.3 yards per game, respectively.

Senior Driven

Southeast Missouri's current group of 18 seniors is just three victories away from becoming the all-time winningest senior class in program history. This senior class (2017-present) has 22 wins. The senior class from 2016-19 holds the record with 24 victories.

Welcome to SEMO

Southeast Missouri hired four new coaches prior to the 2020 season. Jason Onyebuagu (Offensive Line), Andre Crenshaw (Running Backs), Justin Kramer (Tight Ends) and Mark Weisman (Strength & Conditioning) joined the Redhawks in March. Onyebuagu spent the



Download the 2020-21 SEMO Football Media Guide
at GoSoutheast.com

2019 season as offensive line coach at Arkansas-Pine Bluff. Before that, he worked three years on coaching staffs at Syracuse University (2013) and the University of North Carolina (2011-12) as an assistant offensive line coach and graduate assistant. Crenshaw was the running backs coach and special teams coordinator at Missouri Western the last two years. Prior to Missouri Western, Crenshaw was at Ohio Valley Conference member Tennessee Tech for the 2017 season. Kramer returns to Cape Girardeau for his second coaching stint at SEMO. He was an assistant coach with the Redhawks from 2008-12 before moving on to coaching positions at Missouri and Missouri State. Most recently, Kramer was at Missouri State the last four years. He was the Bears offensive coordinator and offensive line coach, and worked with the tight ends and special teams. Weisman comes to Cape Girardeau after serving as assistant strength and conditioning coach at the University of Iowa for three years. An Iowa football letterman from 2012-14, Weisman held the position of Refueling, Nutrition and Analytics Specialist in 2017.

Against Ranked FCS Teams

Southeast Missouri is 8-28 in its last 36 meetings with ranked FCS programs. There are three ranked opponents

(#13 Southern Illinois; #16 Jacksonville State; #19 Austin Peay) on SEMO's schedule. Those rankings are according to Athlon Sports' revised spring preseason poll.

Brickyard Games

Everytime Southeast Missouri beats a ranked opponent, the score and date of those victories are laid to rest in the "Brickyard." The "Brickyard" is a wall that commemorates all of wins against FBS and ranked FCS teams located in the Redhawks locker room. SEMO has a total of nine wins against ranked FCS teams in its program history. Six of those victories belong to Tom Matukewicz, the most of any SEMO head coach. Here are Matukewicz's "Brickyard" wins:

9/20/14	#3 Southeastern La.	W, 24-23
10/4/14	#20 Tennessee State	W, 28-21
10/1/16	#13 Eastern Illinois	W, 21-13
10/20/18	#4 Jacksonville State	W, 37-14
11/24/18	#15 Stony Brook	W, 28-14
10/19/19	at #14 Jacksonville State	W, 24-21

Happy Birthday Houck Field

On Oct. 3, 2020, Houck Field turned 90 years old. Southeast Missouri and Southern Illinois played in the inaugural game at Houck Field on Oct. 3, 1930. SIU won by a score of 12-6. Houck Field is the home of the Redhawks football and women's soccer teams.



TOM MATUKEWICZ

HEAD COACH

SEVENTH YEAR // FORT HAYS STATE, 1997

Love, Effort, Attitude and Discipline (L.E.A.D) are the cornerstones of Tom Matukewicz's process-driven Southeast Missouri football program.

Matukewicz begins his seventh year as the Redhawks head coach in 2020. He guided his teams to one Ohio Valley Conference title (2019), two NCAA Football Championship Subdivision Playoff appearances (2018, 2019) and the school's only FCS Playoff win (2018). Matukewicz also has six wins over nationally-ranked FCS opponents, most of any head coach in SEMO history.

SEMO put together nine-win seasons in back-to-back years, another program first for Matukewicz. The Redhawks went 9-4 during both the 2018 and 2019 campaigns. SEMO

went a combined 12-1 at home over that span, as well.

Under Matukewicz, SEMO has ranked among the nation's Top-25 teams in either the FCS STATS Media or American Football Coaches Association (AFCA) Polls a total of 16 weeks, including 13 in 2019 and three in 2018. The Redhawks achieved their highest ranking of #12 in the Sept. 2 and Nov. 25 STATS Media Polls during the 2019 campaign. SEMO ranked #13 and #17 in the final STATS Media Polls in 2018 and 2019, respectively.

Every year that Matukewicz has been head coach at SEMO, the Redhawks finished among the top two in the OVC in either red zone defense, sacks, turnover margin, third down defense or interceptions.

In 2019, the Redhawks led the

OVC and ranked 20th nationally in interceptions (14). SEMO rated second in the league in red zone defense and had 24 takeaways, which ranked third among conference foes.

Matukewicz's 2019 squad claimed a share of the OVC title and advanced to the FCS Playoffs for the second-straight year. The Redhawks went 7-1 in conference play en route to just their second OVC crown in school history and first since 2010. SEMO's senior class (2016-19) became the program's all-time winningest senior class with 24 victories under Matukewicz's leadership.

The 2019 Redhawks upended then-#14 Jacksonville State on the road becoming the first team to beat JSU in Jacksonville, Alabama in SEMO's Division I era. Matukewicz

became the first head coach to knock off the Gamecocks in back-to-back seasons during the school's entire Division I tenure (since 1991). Additionally, the Redhawks ended JSU's 36-game winning streak in OVC play and 32-game winning streak in home regular-season contests.

SEMO's lone conference blemish was on the road at Austin Peay, which shared the regular-season championship with the Redhawks. After that, SEMO won its final six games of the season and hoisted the trophy following a 31-24 home victory over rival Murray State. The Redhawks closed out 2019 with a loss to Illinois State during the first round of the FCS Playoffs in Cape Girardeau.

Entering the upcoming 2020 campaign, Matukewicz needs



one more victory to reach the most wins of any head coach in SEMO's Division I era. Matukewicz's 33 overall wins are presently tied for first with John Mumford. Matukewicz and Mumford are also tied for first with the most OVC wins (25) since the program moved to the Division I ranks.

In 2018, SEMO's program turned the corner with a historic season that saw Matukewicz guide the Redhawks to a 9-4 overall record, second-place finish in the OVC and the school's first NCAA FCS Playoff berth in eight years..

The Redhawks knocked off two ranked opponents and posted their first postseason victory when they toppled #15 Stony Brook in the first-ever

NCAA Playoff game played at Houck Field.

The Redhawks nearly swept the league's coveted specialty awards as Matukewicz was named OVC Coach of the Year, linebacker Zach Hall was tabbed Defensive Player of the Year and running back Marquis Terry was selected Offensive Player of the Year.

Statistically, the Redhawks led the FCS in turnover margin (+1.85), turnovers gained (36), interceptions (23), blocked punts allowed (0) and fumbles lost (1). SEMO also led the OVC in 13 different categories.

Along the way, SEMO broke six single-season school records, including points scored (482), points per game (37.1), touchdowns (63), total plays

(891) and all-purpose yards (7,094).

Six players earned All-America recognition. Hall, who became SEMO's first player to win the Buck Buchanan National Defensive Player of the Year award, was named to eight All-America teams alone. Forbes, Terry, Bydarrius Knighten, DJ Freeman and Zion Custis were the Redhawks other All-America honorees.

Nine individuals garnered All-OVC accolades. Daniel Santacaterina, Terry, Forbes, Hall and Knighten were first-team selections, while Clarence Thornton, Justin Swift, Kristian Wilkerson and Lucas Orchard were second-team picks.

SEMO went a perfect 6-0 at home and later won 13 in a row at Houck Field prior to its first-round FCS Playoff loss to Illinois State (Nov. 30, 2019).

Following the 2018 campaign, Matukewicz received a contract extension through Jan. 31, 2023.

"Coach Matukewicz has a special ability to develop young men both on and off the field, said Director of Athletics Brady Barke. "He is building a championship caliber football program, and we have a great opportunity to build upon our recent success. We have seen firsthand the positive impact that a successful football program can have on our University and community and I'm excited to have him lead our program into the future."

SEMO led the OVC and ranked sixth in the FCS with 37 sacks in 2017. The Redhawks

also ranked among the top four teams in the league in scoring defense (21.8 ppg allowed), rushing offense (4th, 137.7 ypg), kickoff returns (3rd, 22.8 ypr), punt return average (3rd, 10.1 ypr), sacks allowed (3rd, 14), fourth-down conversions (3rd, 50 pct.), turnover margin (t2nd, +3) and red zone defense (4th, 75 pct.).

Four Redhawks, including Kendall Donnerson (first-team), Terry (first-team), Hall (second-team) and Forbes (second-team) garnered All-OVC accolades. Donnerson was later drafted by the Green Bay Packers, becoming the first SEMO player to be drafted in 14 years.

In 2016, SEMO lost four games by a combined 12 points en route to finishing with an overall record of 3-8.

The Redhawks ranked third in the OVC in both scoring defense (24.4 ppg allowed) and rushing defense (138.5 ypg allowed), and boasted the league's second-best red zone defense. Five Redhawks, including Chad Meredith (first-team), Alex Knight (first-team), Cameron Sanders (first-team), Will Young (second-team) and Jesse Hosket (all-newcomer) earned All-OVC honors.

SEMO completed its 2015 campaign ranked among the top three teams in the OVC in rushing offense (2nd, 182.9 ypg), kickoff returns (20.6 ypr), punt return average (3rd, 9.6 ypr), kickoff coverage (2nd, 40.6 net avg.), sacks (2nd, 31), fourth down conversions (2nd, 60





pct.) and turnover margin (1st, +10). The Redhawks 31 sacks were third-most in a season. In addition, SEMO led the league in turnover margin after ranking last in that category the year before. The Redhawks faced four ranked teams and lost four games by a combined 14 points last season, as well.

Individually, Dante Vandeven, Tremane McCullough, Paul McRoberts, Garret Baker, Mike Ford, Knight and Roper Garrett earned All-OVC honors in 2015.

Vandeven was the league's Freshman of the Year, McCullough and McRoberts were first-team selections and Baker, Garrett, Knight and Ford were second-team picks. Vandeven, McCullough, Baker, Garrett, Knight and Ford are back this year.

McRoberts went on to sign as an undrafted free agent

with the Los Angeles Rams and was then signed to the team's active roster on Dec. 23, 2016. McRoberts is now on the practice squad for the Canadian Football League's Saskatchewan Roughriders.

Five others who played under Matukewicz at SEMO are or were in the professional football ranks. Josh Avery (Seattle Seahawks) and Kristian Wilkerson (Tennessee Titans) signed as undrafted free agents shortly after the 2019 NFL Draft. Mike Ford (Detroit Lions) and Forbes (Cleveland Browns) are on active NFL rosters. Forbes was SEMO's second-highest draft pick in program history. Donnerson (Green Bay Packers/Las Vegas Raiders) was released by the Raiders on May 5, 2020,

A native of Silver Lake, Kansas, Matukewicz hit the ground running during his head

coaching debut in 2014.

That year, SEMO celebrated two wins over ranked opponents, beating then-No. 3 Southeastern Louisiana and then-No. 20 Tennessee State. Southeastern Louisiana was the highest-ranked opponent Southeast had ever beaten and the 2014 campaign marked the first time the Redhawks knocked off two ranked opponents in a season.

After those wins, Southeast moved to No. 23 in the Oct. 6, 2014 Sports Network Poll, claiming its first Top 25 ranking since the end of the 2010 season.

Statistically, the Redhawks led the OVC in third down conversion percentage (45.7), fourth down conversion percentage (66.7) and sacks allowed (9).

SEMO was also sixth in the FCS in sacks allowed, 13th in fourth down conversion percentage and 14th in third down conversion percentage.

As a team, the Redhawks scored 384 points, their most in a season since 2002.

The excitement of Matukewicz's brick-by-brick approach generated an increase in home attendance during two of his first three seasons as head coach.

Matukewicz coached a total of 28 All-OVC performers, including one OVC Offensive Player of the Year (Terry), one OVC Defensive Player of the Year (Hall), one OVC Freshman of the Year (Vandeven), 14 first-team selections (McRoberts, McCullough, Donnerson,

Ryan McCrum, Knight, Chad Meredith, Cameron Sanders, Daniel Santacaterina, Forbes, Hall, Knighten, Terry, Wilkerson, Elijah Swehla) and 14 second-team picks (DeMichael Jackson, Tim Hamm-Bey, Baker, Garrett, Ford, Knight, Young, Forbes, Hall, Thornton, Swift, Wilkerson, Orchard, Knighten) during his first six years as SEMO's head coach. McRoberts became the first Redhawks player invited to the Reese's Senior Bowl, as well.

Off the field, Matukewicz's program is highly visible in the community and often engages in random acts of kindness. He simply uses goodwill to teach his players valuable life lessons.

In 2015, SEMO partnered with Saint Francis Medical Center to announce a new collaboration, taking the Redhawks' Pink Up efforts to a new level.

As part of a Pink Up Jersey Auction, the football team raised over \$75,000 for breast cancer awareness over a four-year period. The Redhawks donned special pink jerseys, each personalized with a name in honor or memory of a survivor or loved one during this special initiative.

Before its 2016 season-opener at Memphis, SEMO visited St. Jude Children's Research Hospital. Redhawk players, coaches and support staff toured the amazing facility that leads the way the world understands, treats and defeats childhood cancer and other life-threatening diseases. SEMO donated teddy bears and other items along with a check for over \$500 to St. Jude Children's





Research Hospital.

On July 21, 2016, Matukewicz organized a Cops and Hawks flag football game which brought a whole community together in light of shootings in the United States. Redhawk players and local law enforcement officials were teammates in the event which raised \$4,500 for BackStoppers, a non-profit organization that provides needed financial assistance and support to the spouses and dependent children of fallen and injured service members in the line of duty.

During SEMO's 2014 season-opener against Missouri Baptist, the Redhawk captains took a No. 14 jersey to midfield for the coin toss to honor the memory of Kaden Robert. Robert was a Kelly High School football player who died in an accidental shooting on June, 2014.

A week later, Michael Douglas, a 16-year old from Kansas, accompanied the Redhawks on the sideline for their game against the Jayhawks on Sept. 6, 2014. Douglas was diagnosed with an interstitial lung disease when he was a year old and has to use an oxygen tank. The teenager initially contacted wide receiver Mike Cyliax for an autograph the summer before the 2014 campaign. Once Matukewicz heard the story, he wrote Douglas a letter and invited him to the game.

SEMO's football program generously donated to the Nolan Weber Believers 5K & Fun Run/Walk in nearby Jackson. Weber was a soccer player at Jackson High School who fought brain

cancer for almost three years (doubling the life expectancy of what his illness normally came with) before he passed away. The contribution went to the Believing Beyond Nolan Weber Foundation that provides financial and/or spiritual/emotional support to children and their families battling cancer and other catastrophic illnesses.

Matukewicz also presented a check to the parents of Dominic Hooper -- a Scott City teen who tied in February, 2014 from injuries sustained in an ATV accident -- during the team's annual spring game.

A tireless worker, Matukewicz brings energy and passion unlike any other. His commitment to excellence and brick-by-brick mantra have the Redhawks soaring to new heights.

Popularly known as "Coach Tuke," Matukewicz was introduced as SEMO's 13th head coach on Dec. 18, 2013. Matukewicz is used to transforming programs into winners and he did just that as an assistant coach at Northern Illinois and Southern Illinois.

While at NIU, Matukewicz helped lead the Huskies to the Mid-American Conference West title in 2010 and an outright MAC Championship in 2011. Matukewicz was the linebackers coach in 2011 after serving as defensive run-game coordinator for three seasons under then-head coach Jerry Kill.

Matukewicz reached the pinnacle of his NIU stint when he was interim head coach for



the Huskies' trip to the 2010 Humanitarian Bowl after Kill accepted the Minnesota job at the end of the season. He led NIU to a commanding 40-17 victory over Fresno State in that game.

Matukewicz was responsible for coordinating the Huskies' run defense during his first three seasons at NIU. In 2010, the Huskies ranked 24th nationally and third in the MAC in rushing defense, allowing 126.5 yards per game. NIU also had the MAC's No. 1 total defense in 2008 and 2009.

In his first year in DeKalb, Matukewicz was part of a staff that turned NIU into the No. 1 scoring and total defense in the MAC, and one of the top 20 units in the country. The Huskies boasted the second-most improved scoring defense in the nation in 2008. That

year, NIU allowed only 18 points per game, down from 30.8 the previous season. The Huskies ranked 17th nationally in total defense and was fifth in the country in pass defense.

Before that, Matukewicz spent seven seasons at SIU. As linebackers coach and run-game coordinator, he had a big hand in three Missouri Valley Football Conference championships (2003, 2004, 2005) and five NCAA Football Championship Subdivision playoff berths (2003, 2004, 2005, 2006, 2007).

Matukewicz was named the 2007 FCS Assistant Coach of the Year by the American Football Coaches Association after helping turn the Salukis into one of the top rushing defenses in the nation. SIU held its opponents to a rushing average below 135 yards per game every year from 2002-



07. The Salukis had three of the top-10 rushing defenses in program history during that time.

Matukewicz's 2004 linebacker corps formed the heart of a defense which gave up just 101.7 rushing yards per game, led the nation in scoring defense and allowed 13.2 points per contest. Matukewicz made one more stop at the University of Toledo prior to accepting his first head coaching job at Southeast.

At Toledo, Matukewicz was defensive coordinator and linebackers coach for the 2012 and 2013 seasons.

In 2012, Matukewicz helped guide a defense that ranked among the top 25 in the nation in fourth-down conversion (9th), red-zone defense (10th), interceptions (18th) and turnovers forced (25th). The Rockets went 9-4 and earned a trip to the 2012 Famous Idaho

Potato Bowl.

Matukewicz's defense also featured the nation's leading tackler in linebacker Dan Molls. Molls had 166 tackles, earned First-Team All-MAC honors and became Toledo's first Academic All-American in eight years.

Matukewicz completed his undergraduate work at Fort Hays State. He received his bachelor's degree in physical education in 1997 and then earned his master's degree in administration at Pittsburg State.

Matukewicz coached at Fort Hays State (1996-97), Pittsburg State (1997-99), Coffeyville Community College (1999-2000) and Emporia State (2000-01) prior to his NCAA Division I football tenure.

Matukewicz and his wife, Lenna, have two daughters, Georgia and Shelby.



■ Matukewicz By the Numbers

34 Wins

First among SEMO head coaches during NCAA Division I era.

28 All-Ohio Valley Conference Selections

*14 First-Team Selections
14 Second-Team Selections*

26 OVC Wins

First among SEMO head coaches.

25 Wins by a Senior Class (2016-2019)

Most of any senior class under a SEMO head coach.

17 Weeks in FCS Top-25 Polls

Matukewicz's teams ranked among the Top-25 in either the FCS STATS Media or AFCA Coaches Polls.

12 Consecutive Regular-Season Home Wins

2017-present

7 All-Americans

*Zach Hall, Marquis Terry, Drew Forbes, Kristian Wilkerson, Elijah Swehla, Mike Matthews, Zion Custis
* First, Second, Third-Team and Freshmen*

6 Wins Over Ranked FCS Opponents

Most of any SEMO head coach.

2 NFL Draft Picks

*Kendall Donnerson, LB, 7th Round, Green Bay (2018)
Drew Forbes, OT, 6th Round, Cleveland (2019)*

2 Nine-Win Seasons

*2018 (9-4) • 2019 (9-4)
Most of any SEMO head coach.*

2 FCS Playoff Appearances

*2018 • 2019
Most of any SEMO head coach.*

1 Ohio Valley Conference Title

2019



■ The Matukewicz File

Experience:

26th Year (Seventh at SEMO)

Hometown:

Silver Lake, Kan.

Birthdate:

August 5, 1973

Alma Mater:

Fort Hays State, 1997

Education:

B.S. Physical Education (Fort Hays State)
Master's Administration (Pittsburg State)

Date Hired:

December 18, 2013

Family:

Wife - Lenna
Children - Georgia, Shelby

Coaching Experience:

Fort Hays State, DL/ST, 1995-96
Pittsburg State, OT/TE, 1997-98
Coffeyville CC, OT/TE, 1999
Emporia State, DL, 2000
Southern Illinois, LB/Run Game, 2001-07
Northern Illinois, Run Game, 2008-10
Northern Illinois, LB, 2011
Toledo, Defensive Coordinator, 2012-13
Southeast Missouri, Head Coach, 2014-pr.

■ Matukewicz Year-by-Year Records

Year	School	Assignment	Record	Conference Finish	Postseason
1995	Fort Hays State	D-Line/Special Teams	8-2-2	-	-
1996	Fort Hays State	D-Line/Special Teams	7-3	-	-
1997	Pittsburg State	Offensive Tackles/Tight Ends	9-2	-	NCAA Division II Playoffs
1998	Pittsburg State	Offensive Tackles/Tight Ends	7-2	-	-
1999	Coffeyville CC	Offensive Tackles/Tight Ends	5-5	-	-
2000	Emporia State	Defensive Line	6-5	-	-
2001	Southern Illinois	LBs/Run-Game Coordinator	1-10	-	-
2002	Southern Illinois	LBs/Run-Game Coordinator	4-8	-	-
2003	Southern Illinois	LBs/Run-Game Coordinator	10-2	-	NCAA FCS Playoffs
2004	Southern Illinois	LBs/Run-Game Coordinator	10-2	-	NCAA FCS Playoffs
2005	Southern Illinois	LBs/Run-Game Coordinator	9-4	-	NCAA FCS Playoffs (Quarterfinals)
2006	Southern Illinois	LBs/Run-Game Coordinator	9-4	-	NCAA FCS Playoffs (Quarterfinals)
2007	Southern Illinois	LBs/Run-Game Coordinator	12-2	-	NCAA FCS Playoffs (Semifinals)
2008	Northern Illinois	Run-Game Coordinator	6-7	-	Independence Bowl
2009	Northern Illinois	Run-Game Coordinator	7-6	-	International Bowl
2010	Northern Illinois	Interim Head Coach	11-3	-	Humanitarian Bowl (win credited to Matukewicz)
2011	Northern Illinois	Linebackers	11-3	-	GoDaddy.com Bowl
2012	Toledo	Defensive Coordinator	9-4	-	Famous Idaho Potato Bowl
2013	Toledo	Defensive Coordinator	7-5	-	-
2014	Southeast Missouri	Head Coach	5-7, 3-5 OVC	t6th	-
2015	Southeast Missouri	Head Coach	4-7, 3-4 OVC	5th	-
2016	Southeast Missouri	Head Coach	3-8, 3-5 OVC	7th	-
2017	Southeast Missouri	Head Coach	3-8, 3-5 OVC	6th	-
2018	Southeast Missouri	Head Coach	9-4, 6-2 OVC	2nd	NCAA FCS Playoffs (Second Round)
2019	Southeast Missouri	Head Coach	9-4, 7-1 OVC	t1st	NCAA FCS Playoffs
2020	Southeast Missouri	Head Coach	1-1, 1-0 OVC	-	-

Overall Record: 35-39

Record at Southeast Missouri, 34-39, 26-22 Ohio Valley Conference (7 years)

Record at Northern Illinois, 1-0, win in Humanitarian Bowl credited to Matukewicz (2010)

Record as a College Assistant, 147-79-2 (19 years)

Coaching Honors

- 2018 Roy Kidd OVC Coach of the Year
- 2007 FCS Assistant Coach of the Year

Assistant Coaches / Football Staff




Bryce Saia
Defensive Coord.
Seventh Year



Jeremy McDowell
Offensive Coord./QB
Third Year



Matt Martin
Special Teams/OLB
Seventh Year



Tyler French
Inside Linebackers
Fifth Year



Ray Smith
Cornerbacks
Fourth Year



Justin Drudik
Wide Receivers
Third Year



Jerone Williams
Defensive Line
Second Year



Jason Onyebuagu
Offensive Line
First Year



Justin Kramer
Tight Ends
First Year




Andre Crenshaw
Running Backs
First Year



Drew Collier
Defensive Quality
Control



Luke Berblinger
Offensive Quality
Control/Video Coord.



Lucas Orchard
Graduate Assistant



Brett Blackman
Director of Operations
& Equipment



Ben Fox
Sports Medicine



Ryan Napoli
Strength & Conditioning



SOUTHEAST MISSOURI FOOTBALL NOTES // MURRAY STATE

No.	Name	Pos.	Ht.	Wt.	Cl.	Yr.	Hometown	High School/Previous College
1	Al Young	CB	5-11	175	Sr.	5th	Cape Girardeau, Mo.	Central
2	Bydarrius Knighten	DB	6-0	190	Sr.	5th	Tunica, Miss.	Rosa Fort
2	Zion Custis	RB	5-8	180	Jr.	3rd	Lovejoy, Ga.	Lovejoy
3	Jontae Dobson	CB	5-9	165	So.	2nd	Indianapolis, Ind.	Ben Davis
3	Christian Perez	QB	6-1	175	Fr.	2nd	East St. Louis, Ill.	East St. Louis/Louisville
4	Omarick Douglas	OLB	6-3	221	Sr.	5th	Louisville, Ky.	Ballard
4	Johnny King	WR	6-4	180	Jr.	3rd	Lauderdale Lakes, Fla.	Boyd H. Anderson/Northeastern Okla. A&M
5	Andrew Bunch	QB	6-1	215	Sr.	5th	Thompson's Station, Tenn.	Independence/Nebraska
5	Ty Leonard	DB	6-0	170	Fr.	2nd	Louisville, Ky.	Butler
6	Geno Hess	RB	5-8	195	So.	3rd	Peoria, Ill.	Peoria
7	Rashaan Palmer	WR	6-4	195	Fr.	2nd	Chicago, Ill.	Simeon
7	Lawrence Johnson	DB	6-0	194	Jr.	3rd	St. Louis, Mo.	Riverview Gardens
8	Bryant Pirtle	OLB	6-2	227	Sr.	Gr.	Louisville, Ky.	DeSales/Utah
9	Zack Smith	WR	5-9	190	Sr.	5th	Louisville, Ky.	Male
9	Jaylen Dobson	DB	6-1	165	Fr.	1st	Indianapolis, Ind.	Ben Davis
10	Jalyn Williams	QB	6-1	200	Fr.	2nd	Atlanta, Ga.	Westlake
10	Isaiah Hunt	DL	6-1	300	Jr.	3rd	Ackerman, Miss.	Choctaw County/NE Mississippi CC
11	Mike Matthews	ILB	6-1	235	So.	2nd	Fayetteville, N.C.	Jack Britt
12	Jacob Buie	QB	6-5	220	So.	3rd	Memphis, Tenn.	University School of Jackson
12	Brandon Mincey	ILB	6-0	230	Jr.	3rd	Plantation, Fla.	American Heritage/Garden City CC
14	Cameron Powell	DB	6-1	170	Fr.	1st	St. Louis, Mo.	Christian Brothers
15	Pervis Frazier	WR	6-0	190	Jr.	3rd	Louisville, Miss.	Louisville/East Mississippi CC
16	Colby Cornett	WR	5-9	165	Sr.	5th	Joplin, Mo.	Joplin
17	Patrick Maddox	QB	6-0	175	So.	3rd	Kennett, Mo.	Kennett
18	Kenny Doak	K	5-10	200	Jr.	3rd	Perkasie, Pa.	Central Bucks West/Maine
19	Wesley Roberts	WR	6-3	185	Fr.	1st	Palatka, Fla.	Palatka
20	Q'Nairies Anderson	RB	5-11	180	Fr.	2nd	Charleston, Mo.	Charleston
21	Kareem Gauden	DB	5-11	185	Sr.	Gr.	Jersey City, N.J.	Lincoln/Stony Brook
22	Tyler Nelome	DB	6-3	180	Fr.	1st	Hampton, Ga.	Dutchtown
23	Shamenski Rucker	RB	5-10	175	Fr.	1st	Lawrenceville, Ga.	Central Gwinnett
24	Shabari Davis	DB	6-0	180	Sr.	Gr.	Garden City, Ga.	Groves/Garden City CC
25	Trai Hodges	DB	5-10	170	Jr.	3rd	Rome, Ga.	Rome
26	Keilyn Tyus	OLB	6-3	210	Fr.	1st	Barnesville, Ga.	Lamar County
27	Eddie Battle	RB	6-1	215	Jr.	3rd	McDonough, Ga.	Henry County/Allan Hancock College
28	Robert Hatchett III	DB	6-0	185	Sr.	4th	Lithonia, Ga.	Lithonia/Butler CC
29	Jalon Benson	DB	5-10	183	Fr.	1st	Machesney Park, Ill.	Harlem
30	LaDarrius "Dee" Rule	LB	6-1	220	Jr.	3rd	Horn Lake, Miss.	Lake Cormorant/Northwest Mississippi CC
31	Rashad Hughes	OLB	6-1	225	Jr.	4th	Overland, Mo.	Ritenour
32	Anthony Ballard	LB	6-2	211	So.	2nd	Milan, Tenn.	Milan/Memphis
33	Rasean McCauley	LB	6-2	225	So.	2nd	Louisville, Ky.	Male
34	Xavier Myers	RB	5-10	191	Fr.	2nd	Murfreesboro, Tenn.	Oakland
35	Dony'e Taylor	LB	6-1	175	Fr.	1st	Cape Girardeau, Mo.	Central
36	Austin Harpenau	K	6-0	175	Fr.	2nd	Overland Park, Kan.	Blue Valley Northwest/Western Illinois
37	DC Pippin	K	6-0	160	Fr.	1st	Springfield, Ill.	Springfield
38	Micah Fann	OLB	6-3	234	Fr.	1st	Nashville, Tenn.	Nashville Christian
39	Adam Krause	P	6-0	190	Jr.	3rd	Chicago, Ill.	Montini Catholic/Western Kentucky
41	Camden Boyle	LS	5-10	205	Sr.	5th	Lake Zurich, Ill.	Lake Zurich
43	Cleyton Gracie	ILB	6-1	220	Sr.	5th	Columbia, Mo.	Hickman
45	Izeal Terrell	ILB	6-3	220	Fr.	2nd	Alton, Ill.	Alton
47	Zach Haynes	K/P	6-1	170	Fr.	2nd	Potosi, Mo.	Potosi
48	Gary Robinson	LB	6-0	205	Fr.	1st	Hampton, Ga.	Dutchtown
49	Keandre Booker	OLB	6-3	210	Fr.	2nd	Moss Point, Miss.	Moss Point
50	Lunden Manuel	DL	6-2	290	Fr.	2nd	Cordova, Tenn.	St. Benedict at Auburndale
51	Jacob Morrissey	ILB	6-0	205	Fr.	1st	Edwardsville, Ill.	Edwardsville
52	Zach Bodway	ILB	5-8	205	So.	3rd	Hillsboro, Mo.	Hillsboro
53	Jaren Alnutt	OL	5-11	250	Fr.	2nd	Germantown, Tenn.	Houston
55	Jamel Goulbourne	LB	6-2	225	Fr.	1st	Conyers, Ga.	Salem
56	Chilton Tolliver	OL	6-0	275	Fr.	2nd	Atlanta, Ga.	Pace Academy
59	Matt Bigley	LB	6-1	220	Jr.	3rd	West Salem, Wis.	West Salem/Ellsworth CC
60	AJ Laux	OL	6-4	275	Fr.	1st	Gilbert, Ariz.	Higley
61	Dane Nelson	OL	6-1	295	Sr.	4th	Visalia, Calif.	Central Valley Christian/Ventura College
62	Tristan Love	OL	6-2	290	So.	3rd	Rockledge, Fla.	Rockledge
63	Braden Higgins	OL	6-6	270	Fr.	1st	Du Quoin, Ill.	Du Quoin
64	Jaden Rosenthal	OL	6-2	305	Sr.	4th	Grandview, Mo.	Grandview/Butler CC



65	Jake Steward	OL	6-3	315	Fr.	2nd	Gardner, Kan.	Gardner-Edgerton
68	Nate Korte	OL	6-4	305	So.	3rd	Morris, Ill.	Morris Community
70	Shyron Rodgers	OL	6-3	290	Jr.	3rd	Corinth, Miss.	Corinth/Northwest Mississippi CC
71	Ja'Chai Baker	OL	6-6	295	Sr.	5th	Council Bluffs, Iowa	Lewis Central/Iowa Western CC
72	Josepha Siatini	OL	6-5	315	Jr.	3rd	Pago, Pago, AS	Samoana/East Los Angeles College
73	Will Christopher	OL	6-3	295	So.	3rd	Girard, Ill.	North Mac
74	Phillip Wilder	OL	6-5	280	Fr.	1st	Jonesboro, Ga.	Mt. Zion
75	Clive Truschel	OL	6-3	315	So.	2nd	Clovis, Calif.	Clovis West/Fresno State
76	Terry Cook	OL	6-4	295	Jr.	3rd	Elgin, Texas	Elgin/Cisco College
77	Sage Sobrado	OL	6-2	280	Jr.	3rd	Fresno, Calif.	Fresno Christian/Santa Barbara City College
79	Khalyl Warren	OL	6-3	285	Fr.	1st	Chicago, Ill.	Simeon
80	Luke Schwepker	WR	6-1	170	Fr.	1st	Murray, Ky.	Calloway County
81	Jake Holten	WR	5-10	187	Fr.	1st	Collinsville, Ill.	Collinsville
82	Terrell Jester	WR	6-0	190	Fr.	1st	Griffin, Ga.	Griffin
83	Evan Coleman	WR	5-11	160	Fr.	2nd	Brentwood, Tenn.	Ravenwood
84	Austin Crump	TE	6-4	245	Sr.	5th	Eureka, Mo.	Eureka
85	Aaron Alston	WR	6-4	185	Jr.	3rd	Brighton, Tenn.	Brighton
86	Garrett Todd	WR	5-10	165	Fr.	2nd	Lebanon, Tenn.	Wilson Central
87	Caleb Strauss	TE	6-6	240	So.	3rd	Warrenton, Mo.	Warrenton
88	Will Weidemann	TE	6-5	240	Jr.	3rd	Clarion, Iowa	Goldfield/Ellsworth CC
89	Jerome Afe	TE	6-4	260	Jr.	3rd	Anchorage, Ak.	Bartlett/Allan Hancock College
90	Matt Hanson	DL	6-3	295	Jr.	3rd	Ft. Lauderdale, Fla.	Western/Iowa Central CC
91	LaWilliam Holmes	DL	6-2	284	Jr.	3rd	Carthage, Miss.	Louisville/Copiah-Lincoln CC
92	Steven Lewis	DL	6-1	285	Fr.	1st	Pontiac, Ill.	Pontiac
93	Bryson Donnell	DL	6-1	290	Sr.	4th	Antioch, Tenn.	Lighthouse Christian
94	Jenson Walker	LS	6-3	235	Fr.	1st	Holly, Mich.	Holly
95	James Sackie	DL	6-0	290	Jr.	3rd	Providence, R.I.	Mt. Pleasant/Lackawanna College
99	Daterraion Richardson	DL	5-11	290	Sr.	4th	Liberty, Mo.	North

Head Coach

Tom Matukewicz (Seventh Year - Fort Hays State, 1997)

Assistant Coaches

Bryce Saia (Defensive Coordinator/Secondary - Fort Hays State, 1996)
 Jeromy McDowell (Offensive Coordinator/Quarterbacks - Central Methodist, 2005)
 Matt Martin (Special Teams Coordinator/Outside Linebackers - Emporia State, 2006)
 Tyler French (Inside Linebackers - Southeast Missouri, 2013)
 Ray Smith (Cornerbacks - Northern Illinois, 2006)
 Justin Drudik (Recruiting Coordinator/Wide Receivers - Nebraska-Kearney, 2012)
 Jerone Williams (Defensive Line - Eastern Illinois, 2014)
 Jason Onyebuagu (Offensive Line - Northern Illinois, 2009)
 Justin Kramer (Tight Ends - Southern Illinois, 2005)
 Andre Crenshaw (Running Backs - Oregon, 2010)

Additional Football Staff

Luke Berblinger (Video Coordinator/Offensive Quality Control)
 Drew Collier (Defensive Quality Control)
 Lucas Orchard (Graduate Assistant)
 Jesse Stilley (Graduate Assistant)
 Brett Blackman (Director of Operations & Equipment)
 Ryan Napoli (Strength & Conditioning)
 Ben Fox (Sports Medicine)

Total Squad Members	92
Seniors.....	18
Fifth-Year.....	10
Graduate.....	3
Juniors.....	23
Sophomores	13
Freshmen	38
Redshirt.....	16

Pronunciation Guide

Jerome Afe.....	ah-fay
Q'Nairies Anderson.....	CUE-nair-ee-us
Jacob Buie.....	boo-ee
Zion Custis	ZYE-on
Jontae Dobson	john-TAY
Jamel Goulbourne	ghoul-born
Austin Harpenau	har-pen-oh
Nate Korte	core-TAY
Adam Krause	sounds like house
Daterraion Richardson.....	duh-tear-AYE-on
Shyron Rodgers.....	shy-RONE
Bryce Saia.....	SIGH-uh
Josepha Siatini	see-uh-tee-knee
Clive Truschel.....	truh-shell
Will Weidemann.....	WHY-duh-man
Jerone Williams.....	JER-on



SOUTHEAST MISSOURI FOOTBALL NOTES // MURRAY STATE

No.	Name	Pos.	Ht.	Wt.	Cl.	Yr.	Hometown	High School/Previous College
89	Jerome Afe	TE	6-4	260	Jr.	3rd	Anchorage, Ak.	Bartlett/Allan Hancock College
53	Jaren Alnutt	OL	5-11	250	Fr.	2nd	Germantown, Tenn.	Houston
85	Aaron Alston	WR	6-4	185	Jr.	3rd	Brighton, Tenn.	Brighton
20	Q'Nairies Anderson	RB	5-11	180	Fr.	2nd	Charleston, Mo.	Charleston
71	Ja'Chai Baker	OL	6-6	295	Sr.	5th	Council Bluffs, Iowa	Lewis Central/Iowa Western CC
32	Anthony Ballard	LB	6-2	211	So.	2nd	Milan, Tenn.	Milan/Memphis
27	Eddie Battle	RB	6-1	215	Jr.	3rd	McDonough, Ga.	Henry County/Allan Hancock College
29	Jalon Benson	DB	5-10	183	Fr.	1st	Machesney Park, Ill.	Harlem
59	Matt Bigley	LB	6-1	220	Jr.	3rd	West Salem, Wis.	West Salem/Ellsworth CC
52	Zach Bodway	ILB	5-8	205	So.	3rd	Hillsboro, Mo.	Hillsboro
49	Keandre Booker	OLB	6-3	210	Fr.	2nd	Moss Point, Miss.	Moss Point
41	Camden Boyle	LS	5-10	205	Sr.	5th	Lake Zurich, Ill.	Lake Zurich
12	Jacob Buie	QB	6-5	220	So.	3rd	Memphis, Tenn.	University School of Jackson
5	Andrew Bunch	QB	6-1	215	Sr.	5th	Thompson's Station, Tenn.	Independence/Nebraska
73	Will Christopher	OL	6-3	295	So.	3rd	Girard, Ill.	North Mac
83	Evan Coleman	WR	5-11	160	Fr.	2nd	Brentwood, Tenn.	Ravenwood
76	Terry Cook	OL	6-4	295	Jr.	3rd	Elgin, Texas	Elgin/Cisco College
16	Colby Cornett	WR	5-9	165	Sr.	5th	Joplin, Mo.	Joplin
84	Austin Crump	TE	6-4	245	Sr.	5th	Eureka, Mo.	Eureka
2	Zion Custis	RB	5-8	180	Jr.	3rd	Lovejoy, Ga.	Lovejoy
24	Shabari Davis	DB	6-0	180	Sr.	Gr.	Garden City, Ga.	Groves/Garden City CC
18	Kenny Doak	K	5-10	200	Jr.	3rd	Perkasie, Pa.	Central Bucks West/Maine
9	Jaylen Dobson	DB	6-1	165	Fr.	1st	Indianapolis, Ind.	Ben Davis
3	Jontae Dobson	CB	5-9	165	So.	2nd	Indianapolis, Ind.	Ben Davis
93	Bryson Donnell	DL	6-1	290	Sr.	4th	Antioch, Tenn.	Lighthouse Christian
4	Omardrick Douglas	OLB	6-3	221	Sr.	5th	Louisville, Ky.	Ballard
38	Micah Fann	OLB	6-3	234	Fr.	1st	Nashville, Tenn.	Nashville Christian
15	Pervis Frazier	WR	6-0	190	Jr.	3rd	Louisville, Miss.	Louisville/East Mississippi CC
21	Kareem Gaulden	DB	5-11	185	Sr.	Gr.	Jersey City, N.J.	Lincoln/Stony Brook
55	Jamel Goulbourne	LB	6-2	225	Fr.	1st	Conyers, Ga.	Salem
43	Cleyton Gracie	ILB	6-1	220	Sr.	5th	Columbia, Mo.	Hickman
90	Matt Hanson	DL	6-3	295	Jr.	3rd	Ft. Lauderdale, Fla.	Western/Iowa Central CC
36	Austin Harpenau	K	6-0	175	Fr.	2nd	Overland Park, Kan.	Blue Valley Northwest/Western Illinois
28	Robert Hatchett III	DB	6-0	185	Sr.	4th	Lithonia, Ga.	Lithonia/Butler CC
47	Zach Haynes	K/P	6-1	170	Fr.	2nd	Potosi, Mo.	Potosi
6	Geno Hess	RB	5-8	195	So.	3rd	Peoria, Ill.	Peoria
63	Braden Higgins	OL	6-6	270	Fr.	1st	Du Quoin, Ill.	Du Quoin
25	Trai Hodges	DB	5-10	170	Jr.	3rd	Rome, Ga.	Rome
91	LaWilliam Holmes	DL	6-2	284	Jr.	3rd	Carthage, Miss.	Louisville/Copiah-Lincoln CC
81	Jake Holten	WR	5-10	187	Fr.	1st	Collinsville, Ill.	Collinsville
31	Rashad Hughes	OLB	6-1	225	Jr.	4th	Overland, Mo.	Ritenour
10	Isaiah Hunt	DL	6-1	300	Jr.	3rd	Ackerman, Miss.	Choctaw County/NE Mississippi CC
82	Terrell Jester	WR	6-0	190	Fr.	1st	Griffin, Ga.	Griffin
7	Lawrence Johnson	DB	6-0	194	Jr.	3rd	St. Louis, Mo.	Riverview Gardens
4	Johnny King	WR	6-4	180	Jr.	3rd	Lauderdale Lakes, Fla.	Boyd H. Anderson/Northeastern Okla. A&M
2	Bydarius Knighten	DB	6-0	190	Sr.	5th	Tunica, Miss.	Rosa Fort
68	Nate Korte	OL	6-4	305	So.	3rd	Morris, Ill.	Morris Community
39	Adam Krause	P	6-0	190	Jr.	3rd	Chicago, Ill.	Montini Catholic/Western Kentucky
60	AJ Laux	OL	6-4	275	Fr.	1st	Gilbert, Ariz.	Higley
5	Ty Leonard	DB	6-0	170	Fr.	2nd	Louisville, Ky.	Butler
92	Steven Lewis	DL	6-1	285	Fr.	1st	Pontiac, Ill.	Pontiac
62	Tristan Love	OL	6-2	290	So.	3rd	Rockledge, Fla.	Rockledge
17	Patrick Maddox	QB	6-0	175	So.	3rd	Kennett, Mo.	Kennett
50	Lunden Manuel	DL	6-2	290	Fr.	2nd	Cordova, Tenn.	St. Benedict at Auberndale
11	Mike Matthews	ILB	6-1	235	So.	2nd	Fayetteville, N.C.	Jack Britt
33	Rasean McCauley	LB	6-2	225	So.	2nd	Louisville, Ky.	Male
12	Brandon Mincey	ILB	6-0	230	Jr.	3rd	Plantation, Fla.	American Heritage/Garden City CC
51	Jacob Morrissey	ILB	6-0	205	Fr.	1st	Edwardsville, Ill.	Edwardsville
34	Xavier Myers	RB	5-10	191	Fr.	2nd	Murfreesboro, Tenn.	Oakland
22	Tyler Nelome	DB	6-3	180	Fr.	1st	Hampton, Ga.	Dutchtown
61	Dane Nelson	OL	6-1	295	Sr.	4th	Visalia, Calif.	Central Valley Christian/Ventura College
7	Rashaan Palmer	WR	6-4	195	Fr.	2nd	Chicago, Ill.	Simeon
3	Christian Perez	QB	6-1	175	Fr.	2nd	East St. Louis, Ill.	East St. Louis/Louisville
37	DC Pippin	K	6-0	160	Fr.	1st	Springfield, Ill.	Springfield



8	Bryant Pirtle	OLB	6-2	227	Sr.	Gr.	Louisville, Ky.	DeSales/Utah
14	Cameron Powell	DB	6-1	170	Fr.	1st	St. Louis, Mo.	Christian Brothers
99	Daterraion Richardson	DL	5-11	290	Sr.	4th	Liberty, Mo.	North
19	Wesley Roberts	WR	6-3	185	Fr.	1st	Palatka, Fla.	Palatka
48	Gary Robinson	LB	6-0	205	Fr.	1st	Hampton, Ga.	Dutchtown
70	Shyron Rodgers	OL	6-3	290	Jr.	3rd	Corinth, Miss.	Corinth/Northwest Mississippi CC
64	Jaden Rosenthal	OL	6-2	305	Sr.	4th	Grandview, Mo.	Grandview/Butler CC
23	Shamenski Rucker	RB	5-10	175	Fr.	1st	Lawrenceville, Ga.	Central Gwinnett
30	LaDarrius "Dee" Rule	LB	6-1	220	Jr.	3rd	Horn Lake, Miss.	Lake Cormorant/Northwest Mississippi CC
95	James Sackie	DL	6-0	290	Jr.	3rd	Providence, R.I.	Mt. Pleasant/Lackawanna College
80	Luke Schwepker	WR	6-1	170	Fr.	1st	Murray, Ky.	Calloway County
72	Josepha Siatini	OL	6-5	315	Jr.	3rd	Pago, Pago, AS	Samoa/East Los Angeles College
9	Zack Smith	WR	5-9	190	Sr.	5th	Louisville, Ky.	Male
77	Sage Sobrado	OL	6-2	280	Jr.	3rd	Fresno, Calif.	Fresno Christian/Santa Barbara City College
65	Jake Steward	OL	6-3	315	Fr.	2nd	Gardner, Kan.	Gardner-Edgerton
87	Caleb Strauss	TE	6-6	240	So.	3rd	Warrenton, Mo.	Warrenton
35	Dony'e Taylor	LB	6-1	175	Fr.	1st	Cape Girardeau, Mo.	Central
45	Izeal Terrell	ILB	6-3	220	Fr.	2nd	Alton, Ill.	Alton
86	Garrett Todd	WR	5-10	165	Fr.	2nd	Lebanon, Tenn.	Wilson Central
56	Chilton Tolliver	OL	6-0	275	Fr.	2nd	Atlanta, Ga.	Pace Academy
75	Clive Truschel	OL	6-3	315	So.	2nd	Clovis, Calif.	Clovis West/Fresno State
26	Keilyn Tyus	OLB	6-3	210	Fr.	1st	Barnesville, Ga.	Lamar County
94	Jenson Walker	LS	6-3	235	Fr.	1st	Holly, Mich.	Holly
79	Khalyi Warren	OL	6-3	285	Fr.	1st	Chicago, Ill.	Simeon
88	Will Weidemann	TE	6-5	240	Jr.	3rd	Clarion, Iowa	Goldfield/Ellsworth CC
74	Phillip Wilder	OL	6-5	280	Fr.	1st	Jonesboro, Ga.	Mt. Zion
10	Jalyn Williams	QB	6-1	200	Fr.	2nd	Atlanta, Ga.	Westlake
1	Al Young	CB	5-11	175	Sr.	5th	Cape Girardeau, Mo.	Central

Head Coach

Tom Matukewicz (Seventh Year - Fort Hays State, 1997)

Assistant Coaches

Bryce Saia (Defensive Coordinator/Secondary - Fort Hays State, 1996)
 Jeromy McDowell (Offensive Coordinator/Quarterbacks - Central Methodist, 2005)
 Matt Martin (Special Teams Coordinator/Outside Linebackers - Emporia State, 2006)
 Tyler French (Inside Linebackers - Southeast Missouri, 2013)
 Ray Smith (Cornerbacks - Northern Illinois, 2006)
 Justin Drudik (Recruiting Coordinator/Wide Receivers - Nebraska-Kearney, 2012)
 Jerone Williams (Defensive Line - Eastern Illinois, 2014)
 Jason Onyebuagu (Offensive Line - Northern Illinois, 2009)
 Justin Kramer (Tight Ends - Southern Illinois, 2005)
 Andre Crenshaw (Running Backs - Oregon, 2010)

Additional Football Staff

Luke Berblinger (Video Coordinator/Offensive Quality Control)
 Drew Collier (Defensive Quality Control)
 Lucas Orchard (Graduate Assistant)
 Jesse Stilley (Graduate Assistant)
 Brett Blackman (Director of Operations & Equipment)
 Ryan Napoli (Strength & Conditioning)
 Ben Fox (Sports Medicine)

Total Squad Members	92
Seniors.....	18
Fifth-Year.....	10
Graduate.....	3
Juniors.....	23
Sophomores	13
Freshmen	38
Redshirt.....	16

Pronunciation Guide

Jerome Afe.....	ah-fay
Q'Nairies Anderson.....	CUE-nair-ee-us
Jacob Buie.....	boo-ee
Zion Custis	ZYE-on
Jontae Dobson	john-TAY
Jamel Goulbourne	ghoul-born
Austin Harpenau	har-pen-oh
Nate Korte	core-TAY
Adam Krause	sounds like house
Daterraion Richardson...	duh-tear-AYE-on
Shyron Rodgers.....	shy-RONE
Bryce Saia.....	SIGH-uh
Josepha Siatini	see-uh-tee-knee
Clive Truschel.....	truh-shell
Will Weidemann.....	WHY-duh-man
Jerone Williams.....	JER-on



Offense

Left Tackle

- 71** Ja'Chai Baker // 6-6 // 295 // R-Sr. // Council Bluffs, Iowa (Iowa Western CC)*
74 Phillip Wilder // 6-5 // 280 // Fr. // Jonesboro, Ga. (Mt. Zion H.S.)

Left Guard

- 64** Jaden Rosenthal // 6-2 // 305 // Sr. // Grandview, Mo. (Butler CC)*
75 Clive Truschel // 6-3 // 315 // So. // Clovis, Calif. (Fresno State)

Center

- 70** Shyron Rodgers // 6-3 // 290 // Jr. // Corinth, Miss. (Northwest Mississippi CC)
77 Sage Sobrado // 6-2 // 280 // Jr. // Fresno, Calif. (Santa Barbara City College)

Right Guard

- 77** Sage Sobrado // 6-2 // 280 // Jr. // Fresno, Calif. (Santa Barbara City College)
61 Dane Nelson // 6-1 // 295 // Sr. // Visalia, Calif. (Ventura College)*

Right Tackle

- 68** Nate Korte // 6-4 // 305 // R-So. // Morris, Ill. (Morris Community H.S.)*
76 Terry Cook // 6-4 // 290 // Jr. // Elgin, Texas (Cisco College)

Tight End

- 84** Austin Crump // 6-4 // 245 // R-Sr. // Eureka, Mo. (Eureka H.S.)* - OR -
88 Will Weidemann // 6-5 // 240 // Jr. // Clarion, Iowa (Ellsworth CC)
87 Caleb Strauss // 6-6 // 240 // R-So. // Warrenton, Mo. (Warrenton H.S.)

Quarterback

- 5** Andrew Bunch // 6-1 // 215 // R-Sr. // Thompson's Station, Tenn. (Nebraska)
12 Jacob Buie // 6-5 // 220 // R-So. // Memphis, Tenn. (University School of Jackson)

Tailback

- 2** Zion Custis // 5-8 // 180 // Jr. // Lovejoy, Ga. (Lovejoy H.S.)*
6 Geno Hess // 5-8 // 195 // R-So. // Peoria, Ill. (Peoria H.S.)

Wide Receiver

- 4** Johnny King // 6-4 // 180 // Jr. // Lauderdale Lakes, Fla. (NE Oklahoma A&M)
16 Colby Cornett // 5-9 // 165 // R-Sr. // Joplin, Mo. (Joplin H.S.)

Wide Receiver

- 9** Zack Smith // 5-9 // 190 // R-Sr. // Louisville, Ky. (Male H.S.)*
86 Garrett Todd // 5-10 // 165 // R-Fr. // Lebanon, Tenn. (Wilson Central H.S.)

Wide Receiver

- 85** Aaron Alston // 6-4 // 185 // Jr. // Brighton, Tenn. (Brighton H.S.)*
7 Rashaan Palmer // 6-4 // 195 // R-Fr. // Chicago, Ill. (Simeon H.S.)

Defense

Defensive Tackle

- 91** LaWilliam Holmes // 6-2 // 284 // Jr. // Carthage, Miss. (Copiah-Lincoln CC)
10 Isaiah Hunt // 6-1 // 300 // Jr. // Ackerman, Miss. (Northeast Mississippi CC)

Nose Tackle

- 99** Daterraion Richardson // 5-11 // 290 // Sr. // Liberty, Mo. (North H.S.)*
95 James Sackie // 6-0 // 290 // Jr. // Providence, R.I. (Lackawanna College)

Defensive Tackle

- 50** Lunden Manuel // 6-2 // 290 // R-Fr. // Cordova, Tenn. (St. Benedict of Auburndale H.S.)
90 Matt Hanson // 6-3 // 295 // Jr. // Ft. Lauderdale, Fla. (Iowa Central CC)

Outside Linebacker (Rush)

- 8** Bryant Pirtle // 6-2 // 227 // Gr. // Louisville, Ky. (Utah)
49 Keandre Booker // 6-3 // 210 // R-Fr. // Moss Point, Miss. (Moss Point H.S.)

Linebacker (Mike)

- 11** Mike Matthews // 6-1 // 235 // So. // Fayetteville, N.C. (Jack Britt H.S.)*
33 Rasean McCauley // 6-2 // 241 // So. // Louisville, Ky. (Male H.S.)

Linebacker (Will)

- 12** Brandon Mincey // 6-0 // 230 // Jr. // Plantation, Fla. (Garden City CC)
51 Jacob Morrissey // 6-0 // 205 // Fr. // Edwardsville, Ill. (Edwardsville H.S.)

Outside Linebacker (Star)

- 4** Omarerrick Douglas // 6-3 // 221 // R-Sr. // Louisville, Ky. (Ballard H.S.)*
45 Izeal Terrell // 6-3 // 224 // R-Fr. // Alton, Ill. (Alton H.S.)

Cornerback (Boundary)

- 1** Al Young // 5-11 // 175 // R-Sr. // Cape Girardeau, Mo. (Central H.S.)*
21 Kareem Gaulden // 5-11 // 185 // Gr. // Jersey City, N.J. (Stony Brook)

Free Safety

- 2** Bydarrus Knighten // 6-0 // 190 // R-Sr. // Tunica, Miss. (Rosa Fort H.S.)*
25 Trai Hodges // 5-10 // 170 // Jr. // Rome, Ga. (Rome H.S.)

Strong Safety

- 7** Lawrence Johnson // 6-0 // 194 // Jr. // St. Louis, Mo. (Riverview Gardens H.S.)*
28 Robert Hatchett III // 6-0 // 185 // Sr. // Lithonia, Ga. (Butler CC)

Cornerback (Field)

- 24** Shabari Davis // 6-0 // 180 // Gr. // Garden City, Ga. (Garden City CC)
3 Jontae Dobson // 5-9 // 165 // So. // Indianapolis, Ind. (Ben Davis H.S.)

Special Teams

Placekicker

- 18** Kenny Doak // 5-10 // 200 // Jr. // Perkasio, Pa. (Maine)
36 Austin Harpenau // 6-0 // 175 // R-Fr. // Overland Park, Kan. (Western Illinois)

Kickoffs

- 39** Adam Krause // 6-0 // 190 // Jr. // Chicago, Ill. (Western Kentucky)*
18 Kenny Doak // 5-10 // 200 // Jr. // Perkasio, Pa. (Maine)

Punter

- 47** Zach Haynes // 6-1 // 170 // R-Fr. // Potosi, Mo. (Potosi H.S.)
39 Adam Krause // 6-0 // 190 // Jr. // Chicago, Ill. (Western Kentucky)

Holder

- 39** Adam Krause // 6-0 // 190 // Jr. // Chicago, Ill. (Western Kentucky)*
16 Colby Cornett // 5-9 // 165 // R-Sr. // Joplin, Mo. (Joplin H.S.)

Long Snapper/Short Snapper

- 41** Camden Boyle // 5-10 // 205 // R-Sr. // Lake Zurich, Ill. (Lake Zurich H.S.)*
62 Tristan Love // 6-2 // 290 // R-So. // Rockledge, Fla. (Rockledge H.S.)

Punt Returns

- 24** Shabari Davis // 6-0 // 180 // Gr. // Garden City, Ga. (Garden City CC)
1 Al Young // 5-11 // 175 // R-Sr. // Cape Girardeau, Mo. (Central H.S.)*

Kickoff Returns

- 2** Zion Custis // 5-8 // 180 // Jr. // Lovejoy, Ga. (Lovejoy H.S.)
9 Zack Smith // 5-9 // 190 // R-Sr. // Louisville, Ky. (Male H.S.)*

* Returning Starter



2020-21 Team Statistics

Team Statistics	SEMO	OPP
SCORING	64	27
Points Per Game	32.0	13.5
Points Off Turnovers	17	7
FIRST DOWNS	35	31
Rushing	18	13
Passing	15	14
Penalty	2	4
RUSHING YARDAGE	428	384
Yards gained rushing	466	409
Yards lost rushing	38	25
Rushing Attempts	88	73
Average Per Rush	4.9	5.3
Average Per Game	214.0	192.0
TDs Rushing	5	2
PASSING YARDAGE	380	323
Comp-Att-Int	31-58-2	28-65-5
Average Per Pass	6.6	5.0
Average Per Catch	12.3	11.5
Average Per Game	190.0	161.5
TDs Passing	2	1
TOTAL OFFENSE	808	707
Total Plays	146	138
Average Per Play	5.5	5.1
Average Per Game	404.0	353.5
KICK RETURNS: #-Yards	3-51	8-177
PUNT RETURNS: #-Yards	6-47	3-30
INT RETURNS: #-Yards	5-95	2-0
KICK RETURN AVERAGE	17.0	22.1
PUNT RETURN AVERAGE	7.8	10.0
INT RETURN AVERAGE	19.0	0.0
FUMBLES-LOST	3-1	2-1
PENALTIES-Yards	16-146	7-55
Average Per Game	73.0	27.5
PUNTS-Yards	11-445	13-461
Average Per Punt	40.5	35.5
Net punt average	37.7	31.8
KICKOFFS-Yards	13-708	5-220
Average Per Kick	54.5	44.0
Net kick average	38.9	33.8
TIME OF POSSESSION/Game	32:54	27:06
3RD-DOWN Conversions	9/28	11/31
3rd-Down Pct	32%	35%
4TH-DOWN Conversions	3/5	0/6
4th-Down Pct	60%	0%
SACKS BY-Yards	0-0	1-3
MISC YARDS	0	0
TOUCHDOWNS SCORED	8	3
FIELD GOALS-ATTEMPTS	3-4	2-2
ON-SIDE KICKS	0-0	0-1
RED-ZONE SCORES	(9-11) 82%	(3-4) 75%
RED-ZONE TOUCHDOWNS	(6-11) 55%	(1-4) 25%
PAT-ATTEMPTS	(7-8) 88%	(3-3) 100%
ATTENDANCE	0	1252
Games/Avg Per Game	0/0	2/626
Neutral Site Games		0/0

Score by Quarters	1st	2nd	3rd	4th	OT	Total
Southeast Missouri	14	27	13	10	0	64
Opponents	0	10	7	10	0	27


2020-21 Individual Statistics

Rushing	gp	att	gain	loss	net	avg	td	lg	avg/g
HESS, Geno	2	27	169	0	169	6.3	3	64	84.5
BUNCH, Andrew	2	12	142	11	131	10.9	0	44	65.5
CUSTIS, Zion	2	30	104	8	96	3.2	2	10	48.0
RUCKER, S.	1	5	25	0	25	5.0	0	13	25.0
BATTLE, Eddie	1	7	18	4	14	2.0	0	8	14.0
SMITH, Zack	2	2	3	1	2	1.0	0	3	1.0
ALSTON, Aaron	2	2	5	3	2	1.0	0	5	1.0
BUIE, Jacob	1	1	0	1	-1	-1.0	0	0	-1.0
TEAM	1	2	0	10	-10	-5.0	0	0	-10.0
Total	2	88	466	38	428	4.9	5	64	214.0
Opponents	2	73	409	25	384	5.3	2	72	192.0

Passing	gp	effic	comp-att-int	pct	yds	td	lg	avg/g
BUNCH, Andrew	2	118.12	29-52-2	55.8	355	2	40	177.5
BUIE, Jacob	1	68.33	2-6-0	33.3	25	0	19	25.0
Total	2	112.97	31-58-2	53.4	380	2	40	190.0
Opponents	2	74.51	28-65-5	43.1	323	1	37	161.5

Receiving	gp	no.	yds	avg	td	lg	avg/g
KING, Johnny	2	9	149	16.6	2	39	74.5
SMITH, Zack	2	7	79	11.3	0	27	39.5
ALSTON, Aaron	2	6	94	15.7	0	40	47.0
WEIDEMANN, Will	2	4	39	9.8	0	19	19.5
CRUMP, Austin	2	2	12	6.0	0	8	6.0
TODD, Garrett	1	1	6	6.0	0	6	6.0
CORNETT, Colby	1	1	4	4.0	0	4	4.0
HESS, Geno	2	1	-3	-3.0	0	0	-1.5
Total	2	31	380	12.3	2	40	190.0
Opponents	2	28	323	11.5	1	37	161.5

Punt Returns	no.	yds	avg	td	lg
DAVIS, Shabari	4	39	9.8	0	18
YOUNG, Al	1	3	3.0	0	3
SMITH, Zack	1	5	5.0	0	0
Total	6	47	7.8	0	18
Opponents	3	30	10.0	0	31

Interceptions	no.	yds	avg	td	lg
DAVIS, Shabari	1	16	16.0	0	16
JOHNSON, L.	1	37	37.0	0	37
TERRELL, Izeal	1	10	10.0	0	10
YOUNG, Al	1	25	25.0	1	25
MATTHEWS, Mike	1	7	7.0	0	7
Total	5	95	19.0	1	37
Opponents	2	0	0.0	0	0

Kick Returns	no.	yds	avg	td	lg
SMITH, Zack	2	44	22.0	0	23
CORNETT, Colby	1	7	7.0	0	7
Total	3	51	17.0	0	23
Opponents	8	177	22.1	0	39

Fumble Returns	no.	yds	avg	td	lg
Total	0	0	0.0	0	0
Opponents	1	9	9.0	0	9



2020-21 Individual Statistics

Scoring	td	fg	PAT			dxd	saf	pts
			kick	rush	rcv			
HESS, Geno	3	-	-	-	-	-	-	18
KING, Johnny	2	-	-	-	-	-	-	12
CUSTIS, Zion	2	-	-	-	-	-	-	12
DOAK, Kenny	-	2-3	5-6	-	-	-	-	11
YOUNG, Al	1	-	-	-	-	-	-	6
TILLER, K.	-	1-1	2-2	-	-	-	-	5
Total	8	3-4	7-8	-	-	-	-	64
Opponents	3	2-2	3-3	-	-	-	-	27

Total Offense	g	plays	rush	pass	total	avg/g
BUNCH, Andrew	2	64	131	355	486	243.0
HESS, Geno	2	27	169	0	169	84.5
CUSTIS, Zion	2	30	96	0	96	48.0
RUCKER, S.	1	5	25	0	25	25.0
BUIE, Jacob	1	7	-1	25	24	24.0
BATTLE, Eddie	1	7	14	0	14	14.0
ALSTON, Aaron	2	2	2	0	2	1.0
SMITH, Zack	2	2	2	0	2	1.0
TEAM	1	2	-10	0	-10	-10.0
Total	2	146	428	380	808	404.0
Opponents	2	138	384	323	707	353.5

Field Goals	fg	pct.	01-19	20-29	30-39	40-49	50-99	lg	blk
TILLER, K.	1-1	100.0	0-0	0-0	1-1	0-0	0-0	32	0
DOAK, Kenny	2-3	66.7	0-0	0-0	2-3	0-0	0-0	35	0

FG Sequence	Southeast Missouri	Opponents
Southern Illinois	(32)	(23),(27)
Eastern Illinois	38,(32),(35)	-

Numbers in (parentheses) indicate field goal was made.

Punting	no.	yds	avg	lg	tb	fc	i20	50+	blk
HAYNES, Zach	8	336	42.0	53	0	3	6	2	0
KRAUSE, Adam	2	69	34.5	41	0	0	0	0	0
TEAM	1	40	40.0	40	0	0	0	0	1
Total	11	445	40.5	53	0	3	6	2	1
Opponents	13	461	35.5	49	0	1	3	0	1

Kickoffs	no.	yds	avg	tb	ob	retn	net	ydln
KRAUSE, Adam	13	708	54.5	1	0			
Total	13	708	54.5	1	0	22.1	38.9	26
Opponents	5	220	44.0	0	0	17.0	33.8	31



2020-21 Individual Statistics

All Purpose	g	rush	rcv	pr	kr	ir	total	avg/g
HESS, Geno	2	169	-3	0	0	0	166	83.0
KING, Johnny	2	0	149	0	0	0	149	74.5
BUNCH, Andrew	2	131	0	0	0	0	131	65.5
SMITH, Zack	2	2	79	5	44	0	130	65.0
ALSTON, Aaron	2	2	94	0	0	0	96	48.0
CUSTIS, Zion	2	96	0	0	0	0	96	48.0
DAVIS, Shabari	2	0	0	39	0	16	55	27.5
WEIDEMANN,	2	0	39	0	0	0	39	19.5
JOHNSON, L.	2	0	0	0	0	37	37	18.5
YOUNG, Al	2	0	0	3	0	25	28	14.0
RUCKER, S.	1	25	0	0	0	0	25	25.0
BATTLE, Eddie	1	14	0	0	0	0	14	14.0
CRUMP, Austin	2	0	12	0	0	0	12	6.0
CORNETT, Colb	1	0	4	0	7	0	11	11.0
TERRELL, Izeal	2	0	0	0	0	10	10	5.0
MATTHEWS, Mi	2	0	0	0	0	7	7	3.5
TODD, Garrett	1	0	6	0	0	0	6	6.0
BUIE, Jacob	1	-1	0	0	0	0	-1	-1.0
TEAM	1	-10	0	0	0	0	-10	-10.0
Total	2	428	380	47	51	95	1001	500.5
Opponents	2	384	323	30	177	0	914	457.0



2020-21 Defensive Statistics

#	Defensive Leaders	gp	Tackles				Sacks no-yds	Pass defense			Fumbles		blkd	
			ua	a	tot	tfl/yds		int-yds	brup	qbh	rcv-yds	ff	kick	saf
11	MATTHEWS, Mike	2	7	3	10	0.5-2	.	1-7	2
12	MINCEY, Brandon	2	7	2	9	1.0-5	.	.	1
7	JOHNSON, L.	2	7	1	8	.	.	1-37	2
8	PIRTLE, Bryant	2	7	1	8	2.0-5	.	.	.	1
2	KNIGHTEN, B.	2	6	2	8
99	RICHARDSON, D.	2	3	4	7	1.5-2
4	DOUGLAS, O.	2	5	1	6	1.0-1	.	.	1
45	TERRELL, Izeal	2	2	4	6	.	.	1-10
24	DAVIS, Shabari	2	4	2	6	.	.	1-16	1
33	MCCAULEY, R.	1	3	2	5
93	DONNELL, Bryson	2	5	.	5
92	LEWIS, Steven	1	3	2	5
51	MORRISSEY, J.	2	2	2	4
1	YOUNG, Al	2	4	.	4	.	.	1-25
49	BOOKER, Keandre	2	2	1	3
3	DOBSON, Jontae	2	3	.	3
91	HOLMES, L.	2	1	2	3
25	HODGES, Trai	2	2	1	3	.	.	.	1
38	FANN, Micah	2	2	.	2
22	NELOME, Tyler	1	.	2	2
28	HATCHETT III, R	1	2	.	2	1.0-6
95	SACKIE, James	2	2	.	2	1.0-1	1-0	1	.	.
21	GAULDEN, Kareem	2	2	.	2
39	KRAUSE, Adam	2	.	1	1
84	CRUMP, Austin	2	1	.	1
31	HUGHES, Rashad	1	.	1	1
50	MANUEL, Lunden	1	1	.	1
90	HANSEN, Matt	2	1	.	1	1.0-1
30	RULE, LaDarrius	1	1	.	1
17	MADDOX, Patrick	2	1	.	1
5	BUNCH, Andrew	2	1	.	1
9	SMITH, Zack	2	1	.
Total		2	87	34	121	9-23	0-0	5-95	8	1	1-0	1	1	.
Opponents		2	96	42	138	16-31	1-3	2-0	10	1	1-9	.	1	.



2020-21 Combined Statistics

Date	Opponent	Score	Att.
10-30-20	at #24 Southern Illinois	L 17-20	0
* 02-28-21	at Eastern Illinois	W 47-7	1252

Rushing	gp	att	gain	loss	net	avg	td	lg	avg/g
HESS, Geno	2	27	169	0	169	6.3	3	64	84.5
BUNCH, Andrew	2	12	142	11	131	10.9	0	44	65.5
CUSTIS, Zion	2	30	104	8	96	3.2	2	10	48.0
RUCKER, S.	1	5	25	0	25	5.0	0	13	25.0
BATTLE, Eddie	1	7	18	4	14	2.0	0	8	14.0
SMITH, Zack	2	2	3	1	2	1.0	0	3	1.0
ALSTON, Aaron	2	2	5	3	2	1.0	0	5	1.0
Total	2	88	466	38	428	4.9	5	64	214.0
Opponents	2	73	409	25	384	5.3	2	72	192.0

Passing	gp	eff	comp-att-int	pct	yds	td	lg	avg/g
BUNCH, Andrew	2	118.12	29-52-2	55.8	355	2	40	177.5
BUJE, Jacob	1	68.33	2-6-0	33.3	25	0	19	25.0
Total	2	112.97	31-58-2	53.4	380	2	40	190.0
Opponents	2	74.51	28-65-5	43.1	323	1	37	161.5

Receiving	gp	no.	yds	avg	td	lg	avg/g
KING, Johnny	2	9	149	16.6	2	39	74.5
SMITH, Zack	2	7	79	11.3	0	27	39.5
ALSTON, Aaron	2	6	94	15.7	0	40	47.0
WEIDEMANN, Will	2	4	39	9.8	0	19	19.5
CRUMP, Austin	2	2	12	6.0	0	8	6.0
TODD, Garrett	1	1	6	6.0	0	6	6.0
CORNETT, Colby	1	1	4	4.0	0	4	4.0
HESS, Geno	2	1	-3	-3.0	0	0	-1.5
Total	2	31	380	12.3	2	40	190.0
Opponents	2	28	323	11.5	1	37	161.5

Field Goals	fg	pct.	01-19	20-29	30-39	40-49	50-99	lg	blk
TILLER, K.	1-1	100.0	0-0	0-0	1-1	0-0	0-0	32	0
DOAK, Kenny	2-3	66.7	0-0	0-0	2-3	0-0	0-0	35	0

Scoring	td	fg	kick	PAT rush	rcv	pass	dxp	saf	pts
HESS, Geno	3	-	-	-	-	-	-	-	18
CUSTIS, Zion	2	-	-	-	-	-	-	-	12
KING, Johnny	2	-	-	-	-	-	-	-	12
DOAK, Kenny	-	2-3	5-6	-	-	-	-	-	11
YOUNG, Al	1	-	-	-	-	-	-	-	6
TILLER, K.	-	1-1	2-2	-	-	-	-	-	5
Total	8	3-4	7-8	-	-	-	-	-	64
Opponents	3	2-2	3-3	-	-	-	-	-	27

Total Offense	g	plays	rush	pass	total	avg/g
BUNCH, Andrew	2	64	131	355	486	243.0
HESS, Geno	2	27	169	0	169	84.5
CUSTIS, Zion	2	30	96	0	96	48.0
RUCKER, S.	1	5	25	0	25	25.0
BUJE, Jacob	1	7	-1	25	24	24.0
BATTLE, Eddie	1	7	14	0	14	14.0
SMITH, Zack	2	2	2	0	2	1.0
ALSTON, Aaron	2	2	2	0	2	1.0
Total	2	146	428	380	808	404.0
Opponents	2	138	384	323	707	353.5

Score by Quarters	1st	2nd	3rd	4th	OT	Total
Southeast Missouri	14	27	13	10	0	64
Opponents	0	10	7	10	0	27

Record:	Overall	Home	Away	Neutral
All games	1-1	0-0	1-1	0-0
Conference	1-0	0-0	1-0	0-0
Non-Conference	0-1	0-0	0-1	0-0

Team Statistics	SEMO	OPP
FIRST DOWNS	35	31
Rushing	18	13
Passing	15	14
Penalty	2	4
RUSHING YARDAGE	428	384
Rushing Attempts	88	73
Average Per Rush	4.9	5.3
Average Per Game	214.0	192.0
TDs Rushing	5	2
PASSING YARDAGE	380	323
Comp-Att-Int	31-58-2	28-65-5
Average Per Pass	6.6	5.0
Average Per Catch	12.3	11.5
Average Per Game	190.0	161.5
TDs Passing	2	1
TOTAL OFFENSE	808	707
Average Per Play	5.5	5.1
Average Per Game	404.0	353.5
KICK RETURNS: #-Yards	3-51	8-177
PUNT RETURNS: #-Yards	6-47	3-30
INT RETURNS: #-Yards	5-95	2-0
FUMBLES-LOST	3-1	2-1
PENALTIES-Yards	16-146	7-55
PUNTS-AVG	11-40.5	13-35.5
TIME OF POSSESSION/Game	32:54	27:06
3RD-DOWN Conversions	9/28	11/31
4TH-DOWN Conversions	3/5	0/6

Interceptions	no.	yds	avg	td	lg
MATTHEWS, Mike	1	7	7.0	0	7
TERRELL, Izeal	1	10	10.0	0	10
JOHNSON, L.	1	37	37.0	0	37
DAVIS, Shabari	1	16	16.0	0	16
YOUNG, Al	1	25	25.0	1	25

Punting	no.	yds	avg	lg	tb	fc	t20	50+	blk
HAYNES, Zach	8	336	42.0	53	0	3	6	2	0
KRAUSE, Adam	2	69	34.5	41	0	0	0	0	0
TEAM	1	40	40.0	40	0	0	0	0	1

Punt Returns

no.	yds	avg	td	lg
-----	-----	-----	----	----

DAVIS, Shabari	4	39	9.8	0	18
----------------	---	----	-----	---	----

SMITH, Zack	1	5	5.0	0	0
-------------	---	---	-----	---	---

YOUNG, Al	1	3	3.0	0	3
-----------	---	---	-----	---	---

Total	6	47	7.8	0	18
-------	---	----	-----	---	----

Opponents	3	30	10.0	0	31
-----------	---	----	------	---	----

Kick Returns

no.	yds	avg	td	lg
-----	-----	-----	----	----

SMITH, Zack	2	44	22.0	0	23
-------------	---	----	------	---	----

CORNETT, Colby	1	7	7.0	0	7
----------------	---	---	-----	---	---

Total	3	51	17.0	0	23
-------	---	----	------	---	----

Opponents	8	177	22.1	0	39
-----------	---	-----	------	---	----

All Purpose

g	rush	rcv	pr	kr	ir	total	avg/g
---	------	-----	----	----	----	-------	-------

HESS, Geno	2	169	-3	0	0	166	83.0
------------	---	-----	----	---	---	-----	------

KING, Johnny	2	0	149	0	0	149	74.5
--------------	---	---	-----	---	---	-----	------

BUNCH, Andrew	2	131	0	0	0	131	65.5
---------------	---	-----	---	---	---	-----	------

SMITH, Zack	2	2	79	5	44	0	130	65.0
-------------	---	---	----	---	----	---	-----	------

CUSTIS, Zion	2	96	0	0	0	96	48.0
--------------	---	----	---	---	---	----	------

ALSTON, Aaron	2	2	94	0	0	96	48.0
---------------	---	---	----	---	---	----	------

DAVIS, Shabari	2	0	0	39	0	16	55	27.5
----------------	---	---	---	----	---	----	----	------



2019 OVC Combined Statistics

Date	Opponent	Score	Att.
08-29-19	SOUTHERN ILLINOIS	W 44-26	8312
09-07-19	at #13 Montana State	L 17-38	19497
09-14-19	at Mizzou Tigers	L 0-50	56620
09-21-19	WEST VIRGINIA STATE	W 56-10	5324
* 10-05-19	TENNESSEE TECH	W 43-37	4373
* 10-12-19	at Austin Peay	L 24-28	6343
* 10-19-19	at #14 Jacksonville State	W 24-21	13643
* 10-26-19	UT MARTIN	W 17-10	2467
* 11-02-19	at Tennessee State	W 32-13	4738
* 11-09-19	EASTERN KENTUCKY	W 38-31	3750
* 11-16-19	at Eastern Illinois	W 26-12	4069
* 11-23-19	MURRAY STATE	W 31-24	2764
# 11-30-19	#13 ILLINOIS STATE	L 6-24	3274

- FCS Playoffs First Round (Cape Girardeau, Mo.)

Rushing	gp	att	gain	loss	net	avg	td	lg	avg/g
CUSTIS, Zion	12	142	711	27	684	4.8	5	40	57.0
HESS, Geno	11	102	598	23	575	5.6	6	73	52.3
ROBINSON, Mark	12	117	581	36	545	4.7	7	31	45.4
SANTACATERINA	13	82	302	163	139	1.7	4	30	10.7
PYLE, Joe	6	20	128	54	74	3.7	1	61	12.3
ALEXANDER, D.	4	1	34	0	34	34.0	0	34	8.5
SMITH, Zack	13	3	31	0	31	10.3	0	29	2.4
HULL, Brayden	4	5	25	0	25	5.0	1	12	6.2
ALSTON, Aaron	13	2	12	0	12	6.0	0	9	0.9
Total	13	483	2423	322	2101	4.3	24	73	161.6
Opponents	13	492	2332	336	1996	4.1	23	62	153.5

Passing	gp	eff	comp-att-int	pct	yds	td	lg	avg/g
SANTACATERINA	13	127.28	192-337-14	57.0	2447	18	80	188.2
PYLE, Joe	6	92.54	15-34-0	44.1	196	0	51	32.7
BUIE, Jacob	2	41.60	2-4-0	50.0	-4	0	0	-2.0
CORNETT, Colby	12	0.00	0-1-0	0.0	0	0	0	0.0
Total	13	122.89	209-376-14	55.6	2639	18	80	203.0
Opponents	13	116.29	233-431-14	54.1	2937	15	73	225.9

Receiving	gp	no.	yds	avg	td	lg	avg/g
WILKERSON, K.	13	71	1350	19.0	10	80	103.8
ALSTON, Aaron	13	51	687	13.5	4	51	52.8
SMITH, Zack	13	31	207	6.7	3	32	15.9
CORNETT, Colby	12	21	166	7.9	1	27	13.8
ROBINSON, Mark	12	9	31	3.4	0	10	2.6
CUSTIS, Zion	12	9	28	3.1	0	11	2.3
WILLIAMS, Eric	13	8	150	18.8	0	51	11.5
CRUMP, Austin	10	5	4	0.8	0	10	0.4
FOSTER, Jordan	3	1	12	12.0	0	12	4.0
STRAUSS, Caleb	13	1	5	5.0	0	5	0.4
WALLER, Taylen	4	1	1	1.0	0	1	0.2
HESS, Geno	11	1	-2	-2.0	0	0	-0.2
Total	13	209	2639	12.6	18	80	203.0
Opponents	13	233	2937	12.6	15	73	225.9

Field Goals	fg	pct.	01-19	20-29	30-39	40-49	50-59	lg	blk
TILLER, K.	16-22	72.7	0-0	6-6	7-8	2-6	1-2	55	1

Scoring	td	fg	kick	rush	rcv	pass	dxp	saf	pts
TILLER, K.	-	16-22	40-45	-	-	-	-	-	88
WILKERSON, K.	10	-	-	-	-	-	-	-	60
ROBINSON, Mark	7	-	-	-	-	-	-	-	42
HESS, Geno	6	-	-	-	-	-	-	-	36
CUSTIS, Zion	5	-	-	-	-	-	-	-	30
ALSTON, Aaron	4	-	-	-	-	-	-	-	24
SANTACATERINA	4	-	-	-	-	-	-	-	24
SMITH, Zack	3	-	-	-	-	-	-	-	18
PYLE, Joe	1	-	-	-	-	-	-	-	6
CORNETT, Colby	1	-	-	-	-	-	-	-	6
DOUGLAS, O.	1	-	-	-	-	-	-	-	6
HALL, Zach	1	-	-	-	-	-	-	-	6
DAVIS, Shabari	1	-	-	-	-	-	-	-	6
HULL, Brayden	1	-	-	-	-	-	-	-	6
Total	45	16-22	40-45	-	-	-	-	-	358
Opponents	41	13-22	37-38	-	-	0-3	1	-	324

Record:	Overall	Home	Away	Neutral
All games	9-4	6-1	3-3	0-0
Conference	7-1	4-0	3-1	0-0
Non-Conference	2-3	2-1	0-2	0-0

Team Statistics	SEMO	OPP
FIRST DOWNS	242	247
Rushing	103	94
Passing	112	122
Penalty	27	31
RUSHING YARDAGE	2101	1996
Rushing Attempts	483	492
Average Per Rush	4.3	4.1
Average Per Game	161.6	153.5
TDs Rushing	24	23
PASSING YARDAGE	2639	2937
Comp-Att-Int	209-376-14	233-431-14
Average Per Pass	7.0	6.8
Average Per Catch	12.6	12.6
Average Per Game	203.0	225.9
TDs Passing	18	15
TOTAL OFFENSE	4740	4933
Average Per Play	5.5	5.3
Average Per Game	364.6	379.5
KICK RETURNS: #-Yards	26-518	47-1039
PUNT RETURNS: #-Yards	24-292	13-151
INT RETURNS: #-Yards	14-172	14-117
FUMBLES-LOST	12-5	13-8
PENALTIES-Yards	97-907	103-884
PUNTS-AVG	73-39.9	69-39.6
TIME OF POSSESSION/Game	29:00	31:00
3RD-DOWN Conversions	57/177	69/196
4TH-DOWN Conversions	6/14	13/30

Interceptions	no.	yds	avg	td	lg
KNIGHTEN, B.	3	0	0.0	0	0
HALL, Zach	2	78	39.0	1	61
LUCAS, Marcus	2	9	4.5	0	9
YOUNG, AI	2	12	6.0	0	12
FREEMAN, DJ	2	30	15.0	0	19
THORNTON, C.	1	1	1.0	0	1
DAVIS, Shabari	1	10	10.0	0	10
DOUGLAS, O.	1	32	32.0	1	32

Punting	no.	yds	avg	lg	tb	fc	120	50+	blk
REYNOLDS, Jake	72	2904	40.3	53	2	29	20	6	1
TEAM	1	12	12.0	12	0	0	0	0	0

Punt Returns	no.	yds	avg	td	lg
SMITH, Zack	15	163	10.9	0	52
DAVIS, Shabari	7	92	13.1	1	46
YOUNG, AI	2	37	18.5	0	36
Total	24	292	12.2	1	52
Opponents	13	151	11.6	1	71

Kick Returns	no.	yds	avg	td	lg
CUSTIS, Zion	12	274	22.8	0	48
SMITH, Zack	8	124	15.5	0	22
DAVIS, Shabari	4	76	19.0	0	24
YOUNG, AI	2	44	22.0	0	27
Total	26	518	19.9	0	48
Opponents	47	1039	22.1	0	70

All Purpose	g	rush	rcv	pr	kr	ir	total	avg/g
WILKERSON, K.	13	0	1350	0	0	0	1350	103.8
CUSTIS, Zion	12	684	28	0	274	0	986	82.2
ALSTON, Aaron	13	12	687	0	0	0	699	53.8
ROBINSON, Mar	12	545	31	0	0	0	576	48.0
HESS, Geno	11	575	-2	0	0	0	573	52.1
SMITH, Zack	13	31	207	163	124	0	525	40.4
DAVIS, Shabari	13	0	0	92	76	10	178	13.7
CORNETT, Colb	12	-4	166	0	0	0	162	13.5
WILLIAMS, Eric	13	0	150	0	0	0	150	11.5
SANTACATERIN	13	139	0	0	0	0	139	10.7
Total	13	2101	2639	292	518	172	5722	440.2



SEMO Game-by-Game Statistics

	@SIU	@EIU	MUR	APSU	@JSU	TTU	@UTM	@TSU
	10/30	2/28	3/7	3/14	3/21	3/28	4/3	4/11
First Downs	15	20						
Rushing	11	7						
Passing	2	13						
Penalty	2	0						
Third Downs	11	17						
Converted	3	6						
Efficiency	27.3	35.3						
Fourth Downs	1	4						
Converted	1	2						
Efficiency	100.0	50.0						
Total Net Yards	334	474						
Plays	61	85						
Avg Per Play	5.5	5.6						
Net Yards Rushing	281	147						
Attempts	46	42						
Avg. Per Rush	6.1	3.5						
Net Yards Passing	53	327						
Attempts	15	43						
Completions	6	25						
Completion Pct.	40.0	58.1						
Yds. Per Attempt	3.5	7.6						
Touchdowns	1	1						
Interceptions	2	0						
Sacked	1	0						
Yards Lost	3	0						
Touchdowns	2	6						
Rushing	1	4						
Passing	1	1						
Returns	0	1						
Penalties	7	9						
Yards Lost	71	75						
Fumbles	2	1						
Fumbles Lost	0	1						
Punts	6	5						
Total Yards	244	201						
Gross Avg.	40.7	40.2						
Net Avg.	35.7	40.2						
Inside 20	2	4						
Touchbacks	0	0						
FGs Attempted	1	3						
FGs Made	1	2						
PATs Made-Att.	2-2	5-6						
Kicking M-A	2-2	5-6						
2-pt. Rushing M-A	0-0	0-0						
2-pt. Passing M-A	0-0	0-0						
Kickoffs-Yds-TB	4-222-0	9-486-1						
Safeties	0	0						
Points Scored	17	47						
Time of Possession	30:24	35:25						
Net TO Ratio	-	+3						



Opponent Game-by-Game Statistics

	@SIU 10/30	@EIU 2/28	MUR 3/7	APSU 3/14	@JSU 3/21	TTU 3/28	@UTM 4/3	@TSU 4/11
First Downs	22	9						
Rushing	12	1						
Passing	7	7						
Penalty	3	1						
Third Downs	16	15						
Converted	9	2						
Efficiency	56.3	13.3						
Fourth Downs	1	5						
Converted	0	0						
Efficiency	0.0	0.0						
Total Net Yards	412	295						
Plays	73	65						
Avg Per Play	5.6	4.5						
Net Yards Rushing	260	124						
Attempts	46	27						
Avg. Per Rush	5.7	4.6						
Net Yards Passing	152	171						
Attempts	27	38						
Completions	15	13						
Completion Pct.	55.6	34.2						
Yds. Per Attempt	5.6	4.5						
Touchdowns	1	0						
Interceptions	2	3						
Sacked	0	0						
Yards Lost	0	0						
Touchdowns	2	1						
Rushing	1	1						
Passing	1	0						
Returns	0	0						
Penalties	5	2						
Yards Lost	45	10						
Fumbles	0	2						
Fumbles Lost	0	1						
Punts	5	8						
Total Yards	215	246						
Gross Avg.	43.0	30.8						
Net Avg.	42.6	25.1						
Inside 20	3	0						
Touchbacks	0	0						
FGs Attempted	2	0						
FGs Made	2	0						
PATs Made-Att.	2-2	1-1						
Kicking M-A	0-0	1-1						
2-pt. Rushing M-A	0-0	0-0						
2-pt. Passing M-A	0-0	0-0						
Kickoffs-Yds-TB	3-140-0	2-80-0						
Safeties	0	0						
Points Scored	20	7						
Time of Possession	29:36	24:35						
Net TO Ratio	-	-3						



SOUTHEAST MISSOURI FOOTBALL NOTES // MURRAY STATE

Game-by-Game Leaders

Date	Opponent	Scoring	Rushing Yards	Receptions	Receiving Yards	Tackles
10-30-20	at Southern Illinois	Hess, King - 6 pts.	Hess - 128	King, Alson - 2	King - 34	Matthews, Johnson, Knighten - 7
02-28-21	at Eastern Illinois	Custis, Hess, 12 pts.	Custis - 52	King - 7	King - 117	McCauley, Lewis, Terrell - 5
03-07-21	Murray State					
03-14-21	Austin Peay					
03-21-21	at Jacksonville State					
03-28-21	Tennessee Tech					
04-03-21	at UT Martin					
04-11-21	at Tennessee State					

Game-by-Game Scoring

Date	Opponent	Southeast Missouri								Opponents								Point
		1	2	1H	3	4	2H	OT	TOT	1	2	1H	3	4	2H	OT	TOT	Differential
10-30-20	at Southern Illinois	7	0	7	7	3	10	-	17	0	3	3	7	10	17	-	20	-3
02-28-21	at Eastern Illinois	7	27	34	6	7	13	-	47	0	7	7	0	0	0	-	7	+40
03-07-21	Murray State																	
03-14-21	Austin Peay																	
03-21-21	at Jacksonville State																	
03-28-21	Tennessee Tech																	
04-03-21	at UT Martin																	
04-11-21	at Tennessee State																	
	Total	14	27	41	13	10	23	-	64	0	10	10	7	10	17	-	27	+37

Southeast Missouri Red Zone Statistics

Date	Opponent	Drives In		Scoring		Total	Made	Missed	TO	Downs	Avg.	GOAL-TO-GO			
		Red Zone	Scores	%	TDs	Pts.	FGs	FGs			Points	Drives	TDs	TD %	FGs
10-30-20	at Southern Illinois	2	2	1.000	1	10	1	0	0	0	5.0	1	1	1.000	-
02-28-21	at Eastern Illinois	9	7	77.8	5	40	2	0	0	0	5.7	4	3	75.0	1
03-07-21	Murray State														
03-14-21	Austin Peay														
03-21-21	at Jacksonville State														
03-28-21	Tennessee Tech														
04-03-21	at UT Martin														
04-11-21	at Tennessee State														
	Total	11	9	81.8	6	50	3	0	0	0	5.6	5	4	80.0	1

Opponent Red Zone Statistics

Date	Opponent	Drives In		Scoring		Total	Made	Missed	TO	Downs	Avg.	GOAL-TO-GO			
		Red Zone	Scores	%	TDs	Pts.	FGs	FGs			Points	Drives	TDs	TD %	FGs
10-30-20	at Southern Illinois	3	3	1.000	1	13	2	0	0	0	4.3	1	0	0.0	1
02-28-21	at Eastern Illinois	1	0	.000	0	0	0	0	0	0	0.0	0	0	0.0	0
03-07-21	Murray State														
03-14-21	Austin Peay														
03-21-21	at Jacksonville State														
03-28-21	Tennessee Tech														
04-03-21	at UT Martin														
	Total	4	3	75.0	1	13	2	0	0	0	4.3	1	0	0.0	1



Game-by-Game Comparison (Southeast Missouri/Opponent)

DATE	OPPONENT	FIRST DOWNS					RUSHING No.-Yds	PASSING Comp-Att-Int	Yds	TOTAL OFFENSE Plays-Yds	RETURN Yds	TOs
		Score	Total	Rush	Pass	Pen						
10-30-20	at Southern Illinois	17-20	15/22	11/12	2/7	2/3	46-281/46-260	6-15-2/15-27-2	53/152	61-334/73-412	83/95	2/2
02-28-21	at Eastern Illinois	47-7	20:9	7/1	13/7	0/1	42-147/27-124	25-43-0/13-38-3	327/171	85-474/65-295	110/121	1/4
03-07-21	Murray State											
03-14-21	Austin Peay											
03-21-21	at Jacksonville State											
03-28-21	Tennessee Tech											
04-03-21	at UT Martin											
04-11-21	at Tennessee State											

DATE	OPPONENT	3rd Down	4th Down	Time of	TOP	Avg Yds	Avg Yds	Avg Yds	Punting	Penalties
		Conv	Conv	Possession	Margin	Per Rush	Per Pass	Per Play	No.-Avg	No.-Yds
10-30-20	at Southern Illinois	3-11/9-16	1-1/0-1	30:24/29:36	0:48	6.1/5.7	3.5/5.6	5.5/5.6	6-40.7/5-43.0	7-71/5-45
02-28-21	at Eastern Illinois	6-17/2-15	2-4/0-5	35:25/24:35	10:50	3.5/4.6	7.6/4.5	5.6/4.5	5-40.2/8-30.8	9-75/2-10
03-07-21	Murray State									
03-14-21	Austin Peay									
03-21-21	at Jacksonville State									
03-28-21	Tennessee Tech									
04-03-21	at UT Martin									
04-11-21	at Tennessee State									



SEMO Scoring Drives

Date	Opponent	Obtained	Scoring Play	PAT	Drive		Score		Time	
					Plays-Yards	Time	SEMO-OPP	QTR	Left	
10-30-20	Southern Illinois	Punt	Hess 2 yd run	Tiller kick	7-84	3:35	7-0	1	3:27	
10-30-20	Southern Illinois	Kickoff	King 21 yd pass from Bunch	Tiller kick	6-47	2:33	14-10	3	2:21	
10-30-20	Southern Illinois	Kickoff	Tiller 32 yd field goal	-	9-57	4:26	17-17	4	4:16	
02-28-21	Eastern Illinois	Punt	Custis 9 yd run	Doak kick	2-10	0:38	7-0	1	5:57	
02-28-21	Eastern Illinois	Interception	Hess 1 yd run	Doak kick	2-10	0:46	14-0	2	14:55	
02-28-21	Eastern Illinois	Downs	Custis 1 yd run	Doak kick	4-34	1:56	21-0	2	11:31	
02-28-21	Eastern Illinois	Fumble	Doak 32 yd field goal	-	5-17	1:16	24-0	2	10:02	
02-28-21	Eastern Illinois	Downs	Doak 35 yd field goal	-	5-26	1:50	27-0	2	6:36	
02-28-21	Eastern Illinois	Punt	King 17 yd pass from Bunch	Doak kick	11-80	4:40	34-0	2	1:28	
02-28-21	Eastern Illinois	Punt	Hess 8 yd run	Doak kick failed	4-19	1:36	40-7	3	8:18	
02-28-21	Eastern Illinois	Interception	Young 25 yd interception return	Doak kick	-	-	47-7	4	0:58	



Opponent Scoring Drives

Date	Opponent	Obtained	Scoring Play	PAT	Drive		Score		Time	
					Plays-Yards	Time	SEMO-OPP	QTR	Left	
10-30-20	Southern Illinois	Kickoff	Gualdoni 23 yd field goal	-	16-68	6:41	7-3	2	11:37	
10-30-20	Southern Illinois	Interception	Williams Jr. 40 yd run	Gualdoni kick	6-65	2:04	7-10	3	4:57	
10-30-20	Southern Illinois	Punt	Cox 18 yd pass from Lyles	Gualdoni kick	4-44	1:12	14-17	4	8:47	
10-30-20	Southern Illinois	Punt	Gualdoni 27 yd field goal	-	7-53	1:23	17-20	4	0:00	
02-28-21	Eastern Illinois	Kickoff	Young 72 yd run	Orth kick	1-72	0:12	34-7	2	1:16	



SOUTHEAST MISSOURI FOOTBALL NOTES // MURRAY STATE

SEMO Rushes of 10 or More Yards

<u>Date</u>	<u>Opponent</u>	<u>QTR</u>	<u>Rusher</u>	<u>Yards</u>
10-30-20	Southern Illinois	1	Geno Hess	64
10-30-20	Southern Illinois	2	Andrew Bunch	42
10-30-20	Southern Illinois	2	Andrew Bunch	11
10-30-20	Southern Illinois	3	Zion Custis	10
10-30-20	Southern Illinois	4	Andrew Bunch	44
02-28-21	Eastern Illinois	1	Andrew Bunch	16
02-28-21	Eastern Illinois	2	Zion Custis	10
02-28-21	Eastern Illinois	4	Shamenski Rucker	13

Opponent Rushes of 10 or More Yards

<u>Date</u>	<u>Opponent</u>	<u>QTR</u>	<u>Rusher</u>	<u>Yards</u>
10-30-20	Southern Illinois	2	Avante Cox	25
10-30-20	Southern Illinois	3	Javon Williams, Jr.	20
10-30-20	Southern Illinois	4	Romeir Elliott	12
10-30-20	Southern Illinois	4	Javon Williams, Jr.	13
10-30-20	Southern Illinois	4	Avante Cox	22
10-30-20	Southern Illinois	4	Romeir Elliott	19
02-28-21	Eastern Illinois	2	Kendi Young	72



SEMO Completions of 20 or More Yards

<u>Date</u>	<u>Opponent</u>	<u>QTR</u>	<u>Passer/Receiver</u>	<u>Yards</u>
10-30-20	Southern Illinois	3	Bunch/King	21
02-28-21	Eastern Illinois	1	Bunch/Alston	40
02-28-21	Eastern Illinois	2	Bunch/Smith	27
02-28-21	Eastern Illinois	2	Bunch/Smith	25
02-28-21	Eastern Illinois	2	Bunch/King	39
02-28-21	Eastern Illinois	2	Bunch/King	27

Opponent Completions of 20 or More Yards

<u>Date</u>	<u>Opponent</u>	<u>QTR</u>	<u>Passer/Receiver</u>	<u>Yards</u>
10-30-20	Southern Illinois	1	Lyles/Lenoir	21
10-30-20	Southern Illinois	2	Lyles/Strong	30
02-28-21	Eastern Illinois	3	Woodbery/Cooks	37
02-28-21	Eastern Illinois	4	Kuhns/Foulkes	26



Game-by-Game Tackles

Player	@SIU 10/30	@EIU 2/28	MUT 3/7	APSU 3/14	@JSU 3/21	TTU 3/28	@UTM 4/3	@TSU 4/11
Keandre Booker.....	-	3						
Andrew Bunch.....	-	1						
Austin Crump.....	1	-						
Shabari Davis.....	5	1						
Jontae Dobson.....	-	3						
Bryson Donnell.....	5	-						
Omarick Douglas.....	6	-						
Micah Fann.....	-	2						
Kareem Gaulden.....	2	-						
Matt Hanson.....	-	1						
Robert Hatchett III.....	2	-						
Trai Hodges.....	2	1						
LaWilliam Holmes.....	2	1						
Rashad Huges.....	1	-						
Bydarius Knighten.....	7	1						
Lawrence Johnson.....	7	1						
Adam Krause.....	-	1						
Steven Lewis.....	-	5						
Patrick Maddox.....	-	1						
Lunden Manuel.....	1	-						
Mike Matthews.....	7	3						
Rasean McCauley.....	-	5						
Brandon Mincey.....	6	3						
Jacob Morrissey.....	1	3						
Tyler Nelome.....	-	2						
Bryant Pirtle.....	5	3						
Daterraion Richardson.....	3	4						
LaDarrius Rule.....	1	-						
James Sackie.....	1	1						
Izeal Terrell.....	1	5						
Al Young.....	4	-						

Sacks	No.	Yds
-	-	-

Tackles for Loss	No.	Yds
Bryant Pirtle	2.0	5
Daterraion Richardson	1.5	2
Robert Hatchett III	1.0	6
Brandon Mincey	1.0	5
James Sackie	1.0	1
Omarick Douglas	1.0	1
Mike Matthews	0.5	2
Matt Hanson	1.0	1
Total	9.0	23

Forced Fumbles	
James Sackie	1

Fumble Recoveries	No.	Yds
James Sackie	1	0

Pass Breakups	
Lawrence Johnson	2
Mike Matthews	2
Omarick Douglas	1
Shabari Davis	1
Brandon Mincey	1
Trai Hodges	1
Total	8

Interceptions	No.	Yds
Lawrence Johnson	1	37
Al Young	1	25
Shabari Davis	1	16
Izeal Terrell	1	10
Mike Matthews	1	7
Total	5	95

Blocked Kicks	
Zack Smith (punt at Eastern Illinois, 2/28/21)	



Game-by-Game Offensive Starters

Date	Opponent	WR	WR	TE	LT	LG	C	RG	RT	QB	RB	WR
10-30-20	at Southern Illinois	Alston	Smith	Crump	Baker	Rosenthal	Rodgers	Siatini	Korte	Bunch	Custis	Cornett
02-28-21	at Eastern Illinois	Alston	Smith	Weidemann	Baker	Rosenthal	Rodgers	Sobrado	Korte	Bunch	Custis	King
03-07-21	Murray State											
03-14-21	Austin Peay											
03-21-21	at Jacksonville State											
03-28-21	Tennessee Tech											
04-03-21	at UT Martin											
04-11-21	at Tennessee State											

Game-by-Game Defensive Starters

Date	Opponent	DT	NT	DT	OLB	LB (Will)	ILB (Mike)	OLB	CB	SS	FS	CB
10-30-20	at Southern Illinois	Hunt	Richardson	Donnell	Pirtle	Mincey	Matthews	Douglas	Davis	Johnson	Knighten	Young
02-28-21	at Eastern Illinois	Manuel	Richardson	Holmes	Pirtle	Minxey	Matthews	Douglas	Davis	Johnson	Knighten	Young
03-07-21	Murray State											
03-14-21	Austin Peay											
03-21-21	at Jacksonville State											
03-28-21	Tennessee Tech											
04-03-21	at UT Martin											
04-11-21	at Tennessee State											

Game-by-Game Specialists

Date	Opponent	K	P
10-30-20	at Southern Illinois	Krause	Krause
02-21-21	Murray State	Krause	Haynes
02-28-21	at Eastern Illinois		
03-14-21	Austin Peay		
03-21-21	at Jacksonville State		
03-28-21	Tennessee Tech		
04-03-21	at UT Martin		
04-11-21	at Tennessee State		

2020-21 Participation Chart

89	Afe, Jerome	1/0
85	Alston, Aaron	2/2
71	Baker, Ja'Chai	2/2
27	Battle, Eddie	1/0
49	Booker, Keandre	2/0
41	Boyle, Camden	2/0
12	Buie, Jacob	1/0
5	Bunch, Andrew	2/2
73	Christopher, Will	1/0
76	Cook, Terry	1/0
16	Cornett, Colby	2/1
84	Crump, Austin	2/2
2	Custis, Zion	2/2
24	Davis, Shabari	2/2
3	Dobson, Jontae	2/0
93	Donnell, Bryson	1/1
4	Douglas, Omardrick	2/2
38	Fann, Micah	2/0
21	Gaulden, Kareem	2/0
43	Gracie, Cleyton	1/0
90	Hansen, Matt	2/0
28	Hatchett III, Robert	1/0
47	Haynes, Zach	2/0
6	Hess, Geno	2/0
25	Hodges, Trai	2/0
91	Holmes, LaWilliam	2/1
31	Hughes, Rashad	1/0
10	Hunt, Isaiah	1/1
7	Johnson, Lawrence	2/1
4	King, Johnny	2/1
2	Knighten, Bydarrius	2/2
68	Korte, Nate	2/2
39	Krause, Adam	2/0

17	Maddox, Patrick	2/0
50	Manuel, Lunden	2/1
11	Matthews, Mike	2/2
12	Mincey, Brandon	2/2
51	Morrissey, Jacob	2/0
61	Nelson, Dane	1/0
8	Pirtle, Bryant	2/2
99	Richardson, Daterraion	2/2
70	Rodgers, Shyron	2/2
64	Rosenthal, Jaden	2/2
23	Shamenski Rucker	1/0
30	LaDarrius Rule	1/0
95	Sackie, James	2/0
72	Siatini, Josepha	1/1
9	Smith, Zack	2/2
87	Strauss, Caleb	1/0
45	Terrell, Izeal	2/0
37	Tiller, Kendrick	1/0
86	Todd, Garrett	1/1
88	Weidemann, Will	2/0
1	Young, Al	2/2



SOUTHEAST MISSOURI FOOTBALL NOTES // MURRAY STATE

Game-by-Game Rushing/Passing/Receiving (Games with Statistics Listed Only)

Andrew Bunch

		RUSHING				RECEIVING			
2020	Opponent	No.	Yds	TD	Lg	No.	Yds	TD	Lg
10-30-20	at Southern Illinois	9	115	0	44	0	0	0	0
02-28-21	at Eastern Illinois	3	16	0	16	0	0	0	0
	Total	12	131	0	44	0	0	0	0
		PASSING							
2019	Opponent	Cmp	Att	Int	Yds	TD	Lg		
10-30-20	at Southern Illinois	6	15	2	53	1	21		
02-28-21	at Eastern Illinois	23	37	0	302	1	40		
	Total	29	52	2	355	2	40		

Colby Cornett

		RUSHING				RECEIVING			
2018	Opponent	No.	Yds	TD	Lg	No.	Yds	TD	Lg
09-08-18	Dayton	0	0	0	0	2	16	0	10
09-15-18	at Southern Illinois	0	0	0	0	1	-2	0	0
10-02-18	at Tennessee Tech	0	0	0	0	3	115	2	69
10-27-18	at UT Martin	0	0	0	0	2	15	0	9
11-03-18	Tennessee State	0	0	0	0	3	27	0	13
11-10-18	at Murray State	1	7	0	7	0	0	0	0
11-17-18	Eastern Illinois	0	0	0	0	5	13	0	6
12-01-18	at Weber State	0	0	0	0	1	30	0	30
	Total	1	7	0	7	17	214	2	69
		RUSHING				RECEIVING			
2019	Opponent	No.	Yds	TD	Lg	No.	Yds	TD	Lg
08-29-19	Southern Illinois	0	0	0	0	3	10	0	6
09-07-19	at Montana State	0	0	0	0	1	2	0	2
09-14-19	at Missouri	0	0	0	0	1	8	0	8
09-21-19	West Virginia State	0	0	0	0	4	53	1	26
10-05-19	Tennessee Tech	0	0	0	0	3	5	0	5
10-19-19	at Jacksonville State	0	0	0	0	1	11	0	11
11-02-19	at Tennessee State	0	0	0	0	2	40	0	27
11-09-19	Eastern Kentucky	2	-4	0	1	2	11	0	6
11-16-19	at Eastern Illinois	0	0	0	0	1	9	0	9
11-30-19	Illinois State	0	0	0	0	3	17	0	10
	Total	0	-4	0	1	21	166	1	27
		RUSHING				RECEIVING			
2020	Opponent	No.	Yds	TD	Lg	No.	Yds	TD	Lg
10-30-20	at Southern Illinois	0	0	0	0	1	4	0	4
	Total	0	0	0	0	1	4	0	4

Austin Crump

		RUSHING				RECEIVING			
2018	Opponent	No.	Yds	TD	Lg	No.	Yds	TD	Lg
09-15-18	at Southern Illinois	0	0	0	0	3	23	2	14
10-13-18	Austin Peay	0	0	0	0	1	19	1	19
10-27-18	at UT Martin	0	0	0	0	2	27	0	16
11-03-18	Tennessee State	0	0	0	0	1	9	0	9
11-17-18	Eastern Illinois	0	0	0	0	1	34	0	34
11-24-18	Stony Brook	0	0	0	0	1	1	0	1
	Total	0	0	0	0	9	113	3	34
		RUSHING				RECEIVING			
2019	Opponent	No.	Yds	TD	Lg	No.	Yds	TD	Lg
10-19-19	at Jacksonville State	0	0	0	0	3	-1	0	6
11-02-19	at Tennessee State	0	0	0	0	1	-5	0	0
11-16-19	at Eastern Illinois	0	0	0	0	1	10	0	10
	Total	0	0	0	0	5	4	0	10

Aaron Alston

		RUSHING				RECEIVING			
2018	Opponent	No.	Yds	TD	Lg	No.	Yds	TD	Lg
09-08-18	Dayton	0	0	0	0	1	19	0	19
10-06-18	at Tennessee Tech	0	0	0	0	2	62	0	41
10-13-18	Austin Peay	0	0	0	0	1	14	0	14
11-03-18	Tennessee State	0	0	0	0	1	14	0	14
11-24-18	Stony Brook	0	0	0	0	1	13	0	13
12-01-18	at Weber State	0	0	0	0	1	15	0	15
	Total	0	0	0	0	7	137	0	41
		RUSHING				RECEIVING			
2019	Opponent	No.	Yds	TD	Lg	No.	Yds	TD	Lg
08-29-19	Southern Illinois	0	0	0	0	5	91	0	30
09-07-19	at Montana State	0	0	0	0	3	26	0	15
09-14-19	at Missouri	0	0	0	0	2	13	0	15
09-21-19	West Virginia State	0	0	0	0	4	90	1	50
10-05-19	Tennessee Tech	0	0	0	0	2	35	1	26
10-12-19	at Austin Peay	0	0	0	0	5	78	1	34
10-19-19	at Jacksonville State	0	0	0	0	2	61	1	38
10-26-19	UT Martin	0	0	0	0	6	101	0	51
11-02-19	at Tennessee State	0	0	0	0	4	51	0	23
11-09-19	Eastern Kentucky	0	0	0	0	2	14	0	11
11-16-19	at Eastern Illinois	0	0	0	0	6	42	0	11
11-23-19	Murray State	0	0	0	0	7	53	0	17
11-30-19	Illinois State	2	12	0	9	3	32	0	20
	Total	2	12	0	9	51	687	4	51
		RUSHING				RECEIVING			
2020	Opponent	No.	Yds	TD	Lg	No.	Yds	TD	Lg
10-30-20	at Southern Illinois	2	2	0	5	2	11	0	6
02-28-21	at Eastern Illinois	0	0	0	0	4	83	0	40
	Total	2	2	0	5	6	94	0	40

Eddie Battle

		RUSHING				RECEIVING			
2020	Opponent	No.	Yds	TD	Lg	No.	Yds	TD	Lg
02-28-21	at Eastern Illinois	7	14	0	8	0	0	0	0
	Total	7	14	0	8	0	0	0	0

Jacob Buie

		RUSHING				RECEIVING			
<u>2019</u>	<u>Opponent</u>	<u>No.</u>	<u>Yds</u>	<u>TD</u>	<u>Lg</u>	<u>No.</u>	<u>Yds</u>	<u>TD</u>	<u>Lg</u>
09-14-19	at Missouri	0	0	0	0	0	0	0	0
	<i>Total</i>	0	0	0	0	0	0	0	0
PASSING									
<u>2019</u>	<u>Opponent</u>	<u>Cmp</u>	<u>Att</u>	<u>Int</u>	<u>Yds</u>	<u>TD</u>	<u>Lg</u>		
09-14-19	at Missouri	2	4	0	-4	0	0		
	<i>Total</i>	2	4	0	-4	0	0		
RUSHING									
RECEIVING									
<u>2020</u>	<u>Opponent</u>	<u>No.</u>	<u>Yds</u>	<u>TD</u>	<u>Lg</u>	<u>No.</u>	<u>Yds</u>	<u>TD</u>	<u>Lg</u>
02-28-21	at Eastern Illinois	1	-1	0	0	0	0	0	0
	<i>Total</i>	1	-1	0	0	0	0	0	0
PASSING									
<u>2020</u>	<u>Opponent</u>	<u>Cmp</u>	<u>Att</u>	<u>Int</u>	<u>Yds</u>	<u>TD</u>	<u>Lg</u>		
02-28-21	at Eastern Illinois	2	6	0	25	0	19		
	<i>Total</i>	2	6	0	25	0	19		



		RUSHING				RECEIVING			
		No.	Yds	TD	Lg	No.	Yds	TD	Lg
2020	Opponent								
02-28-21	at Eastern Illinois	0	0	0	0	2	12	0	8
	Total	0	0	0	0	2	12	0	8

Zion Custis

		RUSHING				RECEIVING			
		No.	Yds	TD	Lg	No.	Yds	TD	Lg
2018	Opponent								
09-22-18	at Eastern Kentucky	11	37	1	10	0	0	0	0
10-06-18	at Tennessee Tech	14	66	2	24	1	32	0	32
10-13-18	Austin Peay	12	53	0	8	0	0	0	0
10-27-18	at UT Martin	3	23	0	26	0	0	0	0
11-03-18	Tennessee State	5	27	0	11	0	0	0	0
11-10-18	at Murray State	1	0	0	0	0	0	0	0
11-17-18	Eastern Illinois	11	77	0	27	2	-3	0	0
11-24-18	Stony Brook	2	-4	0	1	0	0	0	0
12-01-18	at Weber State	5	62	1	34	0	0	0	0
	Total	64	366	4	34	3	29	0	32

		RUSHING				RECEIVING			
		No.	Yds	TD	Lg	No.	Yds	TD	Lg
2019	Opponent								
08-29-19	Southern Illinois	12	78	1	16	0	0	0	0
09-07-19	at Montana State	5	20	0	11	2	9	0	10
09-14-19	at Missouri	10	17	0	5	0	0	0	0
09-21-19	West Virginia State	12	76	1	29	1	11	0	11
10-05-19	Tennessee Tech	18	117	1	13	0	0	0	0
10-12-19	at Austin Peay	12	66	0	40	2	3	0	7
10-19-19	at Jacksonville State	19	45	0	12	0	0	0	0
10-26-19	UT Martin	5	5	0	2	0	0	0	0
11-09-19	Eastern Kentucky	16	83	2	21	0	0	0	0
11-16-19	at Eastern Illinois	10	42	0	13	1	-2	0	0
11-23-19	Murray State	15	86	0	12	3	7	0	8
11-30-19	Illinois State	8	49	0	26	0	0	0	0
	Total	142	684	5	40	9	28	0	11

		RUSHING				RECEIVING			
		No.	Yds	TD	Lg	No.	Yds	TD	Lg
2020	Opponent								
10-30-20	at Southern Illinois	15	44	0	10	0	0	0	0
02-28-21	at Eastern Illinois	15	52	2	10	0	0	0	0
	Total	30	96	2	10	0	0	0	0

Geno Hess

		RUSHING				RECEIVING			
		No.	Yds	TD	Lg	No.	Yds	TD	Lg
2018	Opponent								
10-06-18	at Tennessee Tech	0	0	0	0	11	64	0	17
	Total	0	0	0	0	11	64	0	17

		RUSHING				RECEIVING			
		No.	Yds	TD	Lg	No.	Yds	TD	Lg
2019	Opponent								
08-29-19	Southern Illinois	13	77	1	39	0	0	0	0
09-07-19	at Montana State	13	90	0	22	0	0	0	0
09-14-19	at Missouri	6	17	0	11	1	-2	0	0
09-21-19	West Virginia State	10	96	2	24	0	0	0	0
10-05-19	Tennessee Tech	7	36	1	10	0	0	0	0
10-12-19	at Austin Peay	7	20	0	11	0	0	0	0
10-19-19	at Jacksonville State	14	33	0	8	0	0	0	0
10-26-19	UT Martin	3	5	0	10	0	0	0	0
11-02-19	at Tennessee State	14	156	2	73	0	0	0	0
11-09-19	Eastern Kentucky	10	40	0	14	0	0	0	0
11-16-19	at Eastern Illinois	5	5	0	5	0	0	0	0
	Total	102	575	6	73	1	-2	0	0

		RUSHING				RECEIVING			
		No.	Yds	TD	Lg	No.	Yds	TD	Lg
2020	Opponent								
10-30-20	at Southern Illinois	16	128	1	64	0	0	0	0

02-28-21	at Eastern Illinois	11	41	2	9	1	-3	0	0
	Total	27	169	3	64	1	-3	0	0

Johnny King

		RUSHING				RECEIVING			
		No.	Yds	TD	Lg	No.	Yds	TD	Lg
2020	Opponent								
10-30-20	at Southern Illinois	0	0	0	0	2	34	1	21
02-28-21	at Eastern Illinois	0	0	0	0	7	115	1	39
	Total	0	0	0	0	9	149	2	39

Zack Smith

		RUSHING				RECEIVING			
		No.	Yds	TD	Lg	No.	Yds	TD	Lg
2017	Opponent								
09-16-17	Southern Illinois	0	0	0	0	3	20	1	12
09-23-17	at Eastern Illinois	0	0	0	0	6	55	0	28
09-30-17	Eastern Kentucky	0	0	0	0	1	11	0	11
10-21-17	at Austin Peay	0	0	0	0	3	66	1	34
10-28-17	at Jacksonville State	0	0	0	0	4	81	1	37
11-04-17	UT Martin	1	7	0	7	2	20	0	14
11-11-17	at Tennessee State	0	0	0	0	1	0	0	0
	Total	1	7	0	7	20	253	3	37

		RUSHING				RECEIVING			
		No.	Yds	TD	Lg	No.	Yds	TD	Lg
2018	Opponent								
09-01-18	at Arkansas State	0	0	0	0	6	34	0	14
09-08-18	Dayton	0	0	0	0	5	122	1	73
09-15-18	at Southern Illinois	1	17	0	17	4	36	0	14
09-22-18	at Eastern Kentucky	0	0	0	0	4	42	1	18
10-06-18	at Tennessee Tech	0	0	0	0	1	-5	0	0
10-13-18	Austin Peay	1	16	0	16	5	63	1	30
10-20-18	Jacksonville State	1	-2	0	0	2	9	1	14
10-27-18	at UT Martin	1	3	0	3	6	56	0	27
11-10-18	at Murray State	0	0	0	0	2	19	1	14
11-17-18	Eastern Illinois	0	0	0	0	4	45	0	27
11-24-18	Stony Brook	0	0	0	0	3	50	0	39
12-01-18	at Weber State	1	7	0	7	2	6	0	4
	Total	5	41	0	17	44	477	5	73

		RUSHING				RECEIVING			
		No.	Yds	TD	Lg	No.	Yds	TD	Lg
2019	Opponent								
08-29-19	Southern Illinois	0	0	0	0	1	1	0	1
09-07-19	at Montana State	0	0	0	0	1	0	0	0
09-14-19	at Missouri	0	0	0	0	2	1	0	1
10-05-19	Tennessee Tech	0	0	0	0	1	-3	0	0
10-12-19	at Austin Peay	0	0	0	0	2	11	0	7
10-19-19	at Jacksonville State	0	0	0	0	2	-2	0	0
10-26-19	UT Martin	0	0	0	0	2	41	0	32
11-02-19	at Tennessee State	0	0	0	0	6	72	0	31
11-09-19	Eastern Kentucky	1	29	0	29	3	16	1	7
11-16-19	at Eastern Illinois	0	0	0	0	2	20	0	14
11-23-19	Murray State	2	2	0	2	5	27	2	17
11-30-19	Illinois State	0	0	0	0	4	23	0	11
	Total	3	31	0	29	31	207	3	32

		RUSHING				RECEIVING			
		No.	Yds	TD	Lg	No.	Yds	TD	Lg
2020	Opponent								
10-30-20	at Southern Illinois	2	2	0	3	1	4	0	4
02-28-21	at Eastern Illinois	0	0	0	0	6	75	0	27
	Total	2	2	0	3	7	79	0	27



SOUTHEAST MISSOURI FOOTBALL NOTES // MURRAY STATE

Caleb Strauss

RUSHING					RECEIVING				
2019	Opponent	No.	Yds	TD	Lg	No.	Yds	TD	Lg
09-14-19	at Missouri	0	0	0	0	1	5	0	5
Total		0	0	0	0	1	5	0	5

Garrett Todd

RUSHING					RECEIVING				
2020	Opponent	No.	Yds	TD	Lg	No.	Yds	TD	Lg
02-28-21	at Eastern Illinois	0	0	0	0	4	39	0	19
Total		0	0	0	0	4	39	0	19

Will Weidemann

RUSHING					RECEIVING				
2020	Opponent	No.	Yds	TD	Lg	No.	Yds	TD	Lg
02-28-21	at Eastern Illinois	0	0	0	0	1	6	0	6
Total		0	0	0	0	1	6	0	6

Game-by-Game Defensive (Games with Statistics Listed Only)

Aaron Alston

2018	Opponent	Solo	Ast	Total	TFL-Yds	SK-Yds	FF	FR-Yds	Int-Yds
09-15-18	at Southern Illinois	1	0	1	0.0-0	0.0-0	0	0-0	0-0
10-27-18	at UT Martin	0	1	1	0.0-0	0.0-0	0	1-0	0-0
11-03-18	Tennessee State	0	1	1	0.0-0	0.0-0	0	0-0	0-0
11-10-18	at Murray State	1	0	1	0.0-0	0.0-0	0	0-0	0-0
11-17-18	Eastern Illinois	4	2	6	0.0-0	0.0-0	0	0-0	0-0
Total		6	4	10	0.0-0	0.0-0	0	1-0	0-0

Anthony Ballard

2019	Opponent	Solo	Ast	Total	TFL-Yds	SK-Yds	FF	FR-Yds	Int-Yds
09-14-19	at Missouri	1	1	2	0.0-0	0.0-0	0	0-0	0-0
09-21-19	West Virginia State	0	1	1	0.0-0	0.0-0	0	0-0	0-0
11-16-19	at Eastern Illinois	0	1	1	0.0-0	0.0-0	0	0-0	0-0
Total		1	3	4	0.0-0	0.0-0	0	0-0	0-0

Keandre Booker

2020	Opponent	Solo	Ast	Total	TFL-Yds	SK-Yds	FF	FR-Yds	Int-Yds
02-28-21	at Eastern Illinois	2	1	3	0.0-0	0.0-0	0	0-0	0-0
Total		2	1	3	0.0-0	0.0-0	0	0-0	0-0

Shabari Davis

2017	Opponent	Solo	Ast	Total	TFL-Yds	SK-Yds	FF	FR-Yds	Int-Yds
09-02-17	at Kansas	3	0	3	1.0-2	0.0-0	0	0-0	1-18
09-09-17	at Dayton	1	1	2	0.0-0	0.0-0	0	0-0	0-0
09-23-17	at Eastern Illinois	2	0	2	0.0-0	0.0-0	0	0-0	0-0
09-30-17	Eastern Kentucky	2	0	2	0.0-0	0.0-0	0	0-0	1-27
10-28-17	at Jacksonville State	1	0	1	0.0-0	0.0-0	0	0-0	0-0
11-11-17	at Tennessee State	0	1	1	0.0-0	0.0-0	0	0-0	0-0
11-18-17	Murray State	1	0	1	0.0-0	0.0-0	0	0-0	0-0
Total		10	2	12	1.0-2	0.0-0	0	0-0	2-45
2018	Opponent	Solo	Ast	Total	TFL-Yds	SK-Yds	FF	FR-Yds	Int-Yds
09-01-18	at Arkansas State	3	1	4	0.0-0	0.0-0	0	0-0	0-0
09-15-18	at Southern Illinois	2	0	2	0.0-0	0.0-0	0	0-0	0-0
09-22-18	at Eastern Kentucky	1	0	1	0.0-0	0.0-0	0	0-0	0-0
10-06-18	at Tennessee Tech	3	0	3	0.0-0	0.0-0	0	0-0	0-0
10-27-18	at UT Martin	1	0	1	0.0-0	0.0-0	0	0-0	1-25
11-17-18	Eastern Illinois	1	0	1	0.0-0	0.0-0	0	0-0	1-3
11-24-18	Stony Brook	1	1	2	0.0-0	0.0-0	0	0-0	0-0

12-01-18	at Weber State	1	2	3	0.0-0	0.0-0	0	0-0	0-0
Total		13	4	17	0.0-0	0.0-0	0	0-0	2-28
2019	Opponent	Solo	Ast	Total	TFL-Yds	SK-Yds	FF	FR-Yds	Int-Yds
08-29-19	Southern Illinois	2	0	2	0.0-0	0.0-0	0	0-0	0-0
09-07-19	at Montana State	0	1	1	0.0-0	0.0-0	0	0-0	0-0
09-14-19	at Missouri	2	0	2	0.0-0	0.0-0	0	0-0	0-0
10-05-19	Tennessee Tech	3	0	3	0.0-0	0.0-0	0	0-0	0-0
10-12-19	at Austin Peay	6	0	6	0.0-0	0.0-0	1	0-0	0-0
10-19-19	at Jacksonville State	3	2	5	0.0-0	0.0-0	0	0-0	0-0
10-26-19	UT Martin	1	1	2	0.0-0	0.0-0	0	0-0	0-0
11-02-19	at Tennessee State	1	0	1	0.0-0	0.0-0	0	0-0	0-0
11-09-19	Eastern Kentucky	0	0	0	0.0-0	0.0-0	0	0-0	1-10
11-16-19	at Eastern Illinois	1	0	1	0.0-0	0.0-0	0	0-0	0-0
11-23-19	Murray State	2	0	2	0.0-0	0.0-0	0	0-0	0-0
Total		21	4	25	0.0-0	0.0-0	1	0-0	1-10
2020	Opponent	Solo	Ast	Total	TFL-Yds	SK-Yds	FF	FR-Yds	Int-Yds
10-30-20	at Southern Illinois	4	1	5	0.0-0	0.0-0	0	0-0	1-16
02-28-21	at Eastern Illinois	0	1	1	0.0-0	0.0-0	0	0-0	0-0
Total		4	2	6	0.0-0	0.0-0	0	0-0	1-16

Jontae Dobson

2019	Opponent	Solo	Ast	Total	TFL-Yds	SK-Yds	FF	FR-Yds	Int-Yds
09-14-19	at Missouri	3	2	5	0.0-0	0.0-0	0	0-0	0-0
10-05-19	Tennessee Tech	0	1	1	0.0-0	0.0-0	0	0-0	0-0
10-12-19	at Austin Peay	1	0	1	0.0-0	0.0-0	0	0-0	0-0
10-19-19	at Jacksonville State	3	0	3	0.0-0	0.0-0	0	0-0	0-0
10-26-19	UT Martin	0	1	1	0.0-0	0.0-0	0	0-0	0-0
11-16-19	at Eastern Illinois	0	1	1	0.0-0	0.0-0	0	0-0	0-0
11-23-19	Murray State	3	1	4	0.0-0	0.0-0	0	0-0	0-0
Total		10	6	16	0.0-0	0.0-0	0	0-0	0-0
2020	Opponent	Solo	Ast	Total	TFL-Yds	SK-Yds	FF	FR-Yds	Int-Yds
02-28-21	at Eastern Illinois	3	0	3	0.0-0	0.0-0	0	0-0	0-0
Total		3	0	3	0.0-0	0.0-0	0	0-0	0-0

Bryson Donnell

2017	Opponent	Solo	Ast	Total	TFL-Yds	SK-Yds	FF	FR-Yds	Int-Yds
09-09-17	at Dayton	0	1	1	0.0-0	0.0-0	0	0-0	0-0
09-16-17	Southern Illinois	1	0	1	0.0-0	0.0-0	0	0-0	0-0
09-23-17	at Eastern Illinois	1	1	2	0.0-0	0.0-0	0	0-0	0-0
10-14-17	Tennessee Tech	1	0	1	0.0-0	0.0-0	0	1-0	0-0
10-21-17	at Austin Peay	1	1	2	1.0-7	1.0-7	0	0-0	0-0
10-28-17	at Jacksonville State	1	2	3	0.0-0	0.0-0	0	0-0	0-0
11-04-17	UT Martin	1	1	2	0.5-1	0.0-0	0	0-0	0-0
11-11-17	at Tennessee State	1	0	1	1.0-3	0.0-0	0	0-0	0-0
11-18-17	Murray State	0	1	1	0.0-0	0.0-0	0	0-0	0-0
Total		7	7	14	2.5-11	1.0-7	0	0-0	0-0
2018	Opponent	Solo	Ast	Total	TFL-Yds	SK-Yds	FF	FR-Yds	Int-Yds
09-01-18	at Arkansas State	0	4	4	0.5-0	0.0-0	0	0-0	0-0
09-08-18	Dayton	1	0	1	0.0-0	0.0-0	0	0-0	0-0
09-15-18	at Southern Illinois	1	1	2	1.0-6	1.0-6	0	0-0	0-0
09-22-18	at Eastern Kentucky	0	4	4	0.0-0	0.0-0	0	0-0	0-0
10-06-18	at Tennessee Tech	1	1	2	0.0-0	0.0-0	0	0-0	0-0
10-27-18	at UT Martin	0	1	1	0.5-0	0.0-0	0	0-0	0-0
11-03-18	Tennessee State	0	1	1	0.0-0	0.0-0	0	0-0	0-0
11-10-18	at Murray State	1	0	1	0.0-0	0.0-0	0	0-0	0-0
11-17-18	Eastern Illinois	0	1	1	0.0-0	0.0-0	0	0-0	0-0
12-01-18	at Weber State	0	1	1	0.0-0	0.0-0	0	0-0	0-0
Total		4	14	18	2.0-6	1.0-6	0	0-0	0-0
2019	Opponent	Solo	Ast	Total	TFL-Yds	SK-Yds	FF	FR-Yds	Int-Yds
08-29-19	Southern Illinois	1	1	2	0.0-0	0.0-0	0	0-0	0-0
09-07-19	at Montana State	1	0	1	1.0-2	0.0-0	0	1-0	0-0
09-14-19	at Missouri	3	0	3	0.0-0	0.0-0	0	0-0	0-0



09-21-19	West Virginia State	1	4	5	1.0-8	1.0-8	0	0-0	0-0
10-05-19	Tennessee Tech	0	2	2	0.0-0	0.0-0	0	0-0	0-0
10-19-19	at Jacksonville State	1	0	1	1.0-5	1.0-5	0	1-0	0-0
10-26-19	UT Martin	0	1	1	0.0-0	0.0-0	0	0-0	0-0
11-02-19	at Tennessee State	1	3	4	0.0-0	0.0-0	0	0-0	0-0
11-09-19	Eastern Kentucky	1	1	2	0.0-0	0.0-0	0	0-0	0-0
11-16-19	at Eastern Illinois	1	2	3	0.0-0	0.0-0	0	0-0	0-0
11-23-19	Murray State	0	2	2	0.5-2	0.0-0	0	0-0	0-0
11-30-19	Illinois State	2	2	4	0.0-0	0.0-0	0	0-0	0-0
Total		12	18	30	3.5-17	2.0-13	0	2-0	0-0
2020	Opponent	Solo	Ast	Total	TFL-Yds	SK-Yds	FF	FR-Yds	Int-Yds
10-30-20	at Southern Illinois	5	0	5	0.0-0	0.0-0	0	0-0	0-0
Total		5	0	5	0.0-0	0.0-0	0	0-0	0-0

Omaradrick Douglas

2017	Opponent	Solo	Ast	Total	TFL-Yds	SK-Yds	FF	FR-Yds	Int-Yds
09-02-17	at Kansas	0	0	0	0.0-0	0.0-0	0	1-0	0-0
09-16-17	Southern Illinois	0	2	2	0.0-0	0.0-0	0	0-0	0-0
09-23-17	at Eastern Illinois	2	2	4	1.0-2	0.0-0	0	0-0	0-0
09-30-17	Eastern Kentucky	1	0	1	0.0-0	0.0-0	0	0-0	0-0
10-14-17	Tennessee Tech	1	1	2	0.0-0	0.0-0	0	0-0	0-0
10-21-17	at Austin Peay	0	2	2	1.0-2	0.0-0	0	0-0	0-0
10-28-17	at Jacksonville State	0	2	2	0.5-1	0.0-0	0	0-0	0-0
11-04-17	UT Martin	2	0	2	0.0-0	0.0-0	0	0-0	0-0
Total		6	9	15	2.5-5	0.0-0	0	1-0	0-0
2018	Opponent	Solo	Ast	Total	TFL-Yds	SK-Yds	FF	FR-Yds	Int-Yds
09-01-18	at Arkansas State	2	5	7	0.0-0	0.0-0	0	0-0	1-0
09-08-18	Dayton	1	2	3	0.0-0	0.0-0	0	0-0	0-0
09-15-18	at Southern Illinois	7	1	8	1.0-2	0.0-0	0	0-0	0-0
09-22-18	at Eastern Kentucky	5	5	10	1.0-5	1.0-5	0	0-0	0-0
10-06-18	at Tennessee Tech	2	1	3	1.0-6	1.0-6	0	0-0	0-0
10-13-18	Austin Peay	2	0	2	0.0-0	0.0-0	0	0-0	0-0
10-20-18	Jacksonville State	3	2	5	0.0-0	0.0-0	0	2-0	0-0
10-27-18	at UT Martin	1	13	14	1.5-4	0.0-0	0	0-0	0-0
11-03-18	Tennessee State	1	4	5	0.0-0	0.0-0	0	0-0	0-0
11-10-18	at Murray State	10	4	14	4.0-14	1.0-6	2	1-0	0-0
11-17-18	Eastern Illinois	3	2	5	1.5-4	0.0-0	0	0-0	1-10
11-24-18	Stony Brook	3	4	7	0.5-1	0.0-0	0	0-0	0-0
12-01-18	at Weber State	2	3	5	0.0-0	0.0-0	0	0-0	0-0
Total		42	46	88	10.0-36	3.0-17	2	3-0	2-10
2019	Opponent	Solo	Ast	Total	TFL-Yds	SK-Yds	FF	FR-Yds	Int-Yds
08-29-19	Southern Illinois	1	2	3	0.0-0	0.0-0	0	0-0	0-0
09-07-19	at Montana State	0	3	3	0.5-1	0.0-0	0	0-0	0-0
09-14-19	at Missouri	2	1	3	2.0-3	1.0-2	0	0-0	0-0
09-21-19	West Virginia State	1	0	1	0.0-0	0.0-0	0	0-0	0-0
10-05-19	Tennessee Tech	1	0	1	0.0-0	0.0-0	0	0-0	0-0
10-12-19	at Austin Peay	2	1	3	0.0-0	0.0-0	0	0-0	0-0
10-19-19	at Jacksonville State	1	0	1	0.0-0	0.0-0	0	0-0	0-0
10-26-19	UT Martin	1	2	3	0.0-0	0.0-0	0	0-0	1-32
11-02-19	at Tennessee State	3	0	3	0.0-0	0.0-0	0	0-0	0-0
11-09-19	Eastern Kentucky	0	2	2	0.5-0	0.0-0	0	0-0	0-0
11-16-19	at Eastern Illinois	1	1	2	0.0-0	0.0-0	0	0-0	0-0
11-23-19	Murray State	0	4	4	0.0-0	0.0-0	0	0-0	0-0
11-30-19	Illinois State	1	1	2	0.0-0	0.0-0	0	0-0	0-0
Total		14	17	31	3.0-4	1.0-2	0	0-0	1-32
2020	Opponent	Solo	Ast	Total	TFL-Yds	SK-Yds	FF	FR-Yds	Int-Yds
10-30-20	at Southern Illinois	5	1	6	1.0-1	0.0-0	0	0-0	0-0
Total		5	1	6	1.0-1	0.0-0	0	0-0	0-0

Kareem Gaulden

2020	Opponent	Solo	Ast	Total	TFL-Yds	SK-Yds	FF	FR-Yds	Int-Yds
10-30-20	at Southern Illinois	2	0	2	0.0-0	0.0-0	0	0-0	0-0
Total		2	0	2	0.0-0	0.0-0	0	0-0	0-0

Micah Fann

2020	Opponent	Solo	Ast	Total	TFL-Yds	SK-Yds	FF	FR-Yds	Int-Yds
02-28-21	at Eastern Illinois	2	0	2	0.0-0	0.0-0	0	0-0	0-0
Total		2	0	2	0.0-0	0.0-0	0	0-0	0-0

Matt Hanson

2020	Opponent	Solo	Ast	Total	TFL-Yds	SK-Yds	FF	FR-Yds	Int-Yds
02-28-21	at Eastern Illinois	1	0	1	1.0-1	0.0-0	0	0-0	0-0
Total		1	0	1	1.0-1	0.0-0	0	0-0	0-0

Robert Hatchett III

2019	Opponent	Solo	Ast	Total	TFL-Yds	SK-Yds	FF	FR-Yds	Int-Yds
09-07-19	at Montana State	1	0	1	0.0-0	0.0-0	0	0-0	0-0
09-14-19	at Missouri	2	0	2	0.0-0	0.0-0	0	0-0	0-0
09-21-19	West Virginia State	3	0	3	0.0-0	0.0-0	0	0-0	0-0
10-05-19	Tennessee Tech	0	1	1	0.0-0	0.0-0	0	0-0	0-0
10-12-19	at Austin Peay	1	0	1	0.0-0	0.0-0	0	0-0	0-0
11-30-19	Illinois State	1	0	1	0.0-0	0.0-0	0	0-0	0-0
Total		8	1	9	0.0-0	0.0-0	0	0-0	0-0
2020	Opponent	Solo	Ast	Total	TFL-Yds	SK-Yds	FF	FR-Yds	Int-Yds
10-30-20	at Southern Illinois	2	0	2	1.0-6	0.0-0	0	0-0	0-0
Total		2	0	2	1.0-6	0.0-0	0	0-0	0-0

Trai Hodges

2018	Opponent	Solo	Ast	Total	TFL-Yds	SK-Yds	FF	FR-Yds	Int-Yds
09-01-18	at Arkansas State	0	1	1	0.0-0	0.0-0	0	0-0	0-0
09-15-18	at Southern Illinois	1	0	1	0.0-0	0.0-0	0	0-0	0-0
10-06-18	at Tennessee Tech	0	1	1	0.0-0	0.0-0	0	0-0	0-0
10-20-18	Jacksonville State	2	0	2	0.0-0	0.0-0	0	0-0	0-0
11-10-18	at Murray State	2	2	4	0.0-0	0.0-0	0	0-0	0-0
11-17-18	Eastern Illinois	2	0	2	0.0-0	0.0-0	0	0-0	0-0
12-01-18	at Weber State	2	0	2	0.0-0	0.0-0	0	0-0	0-0
Total		9	4	13	0.0-0	0.0-0	0	0-0	0-0
2019	Opponent	Solo	Ast	Total	TFL-Yds	SK-Yds	FF	FR-Yds	Int-Yds
08-29-19	Southern Illinois	1	0	1	0.0-0	0.0-0	0	0-0	0-0
09-07-19	at Montana State	1	1	2	0.0-0	0.0-0	0	0-0	0-0
09-14-19	at Missouri	2	0	2	0.0-0	0.0-0	0	0-0	0-0
09-21-19	West Virginia State	1	0	1	0.0-0	0.0-0	0	0-0	0-0
10-19-19	at Jacksonville State	2	0	2	0.0-0	0.0-0	0	0-0	0-0
11-23-19	Murray State	1	0	1	0.0-0	0.0-0	0	0-0	0-0
Total		8	1	9	0.0-0	0.0-0	0	0-0	0-0
2020	Opponent	Solo	Ast	Total	TFL-Yds	SK-Yds	FF	FR-Yds	Int-Yds
10-30-20	at Southern Illinois	1	1	2	0.0-0	0.0-0	0	0-0	0-0
02-28-21	at Eastern Illinois	1	0	1	0.0-0	0.0-0	0	0-0	0-0
Total		2	1	3	0.0-0	0.0-0	0	0-0	0-0

LaWilliam Holmes

2020	Opponent	Solo	Ast	Total	TFL-Yds	SK-Yds	FF	FR-Yds	Int-Yds
10-30-20	at Southern Illinois	0	2	2	0.0-0	0.0-0	0	0-0	0-0
02-28-21	at Eastern Illinois	1	0	1	0.0-0	0.0-0	0	0-0	0-0
Total		1	2	3	0.0-0	0.0-0	0	0-0	0-0

Rashad Hughes

2018	Opponent	Solo	Ast	Total	TFL-Yds	SK-Yds	FF	FR-Yds	Int-Yds
09-08-18	Dayton	0	1	1	0.0-0	0.0-0	0	0-0	0-0
09-15-18	at Southern Illinois	1	1	2	0.0-0	0.0-0	0	0-0	0-0
10-06-18	at Tennessee Tech	1	0	1	0.0-0	0.0-0	0	0-0	0-0
Total		2	2	4	0.0-0	0.0-0	0	0-0	0-0
2019	Opponent	Solo	Ast	Total	TFL-Yds	SK-Yds	FF	FR-Yds	Int-Yds
09-21-19	West Virginia State	0	1	1	0.5-2	0.0-0	0	0-0	0-0
Total		0	1	1	0.5-2	0.0-0	0	0-0	0-0



SOUTHEAST MISSOURI FOOTBALL NOTES // MURRAY STATE

2020	Opponent	Solo	Ast	Total	TFL-Yds	SK-Yds	FF	FR-Yds	Int-Yds
10-30-20	at Southern Illinois	0	1	1	0.0-0	0.0-0	0	0-0	0-0
	<i>Total</i>	0	1	1	0.0-0	0.0-0	0	0-0	0-0

Lawrence Johnson

2019	Opponent	Solo	Ast	Total	TFL-Yds	SK-Yds	FF	FR-Yds	Int-Yds
08-29-19	Southern Illinois	2	0	2	0.0-0	0.0-0	0	0-0	0-0
09-07-19	at Montana State	1	0	1	1.0-1	0.0-0	0	0-0	0-0
09-14-19	at Missouri	3	0	3	0.0-0	0.0-0	0	0-0	0-0
09-21-19	West Virginia State	4	3	7	0.5-1	0.0-0	0	0-0	0-0
10-05-19	Tennessee Tech	9	0	9	0.0-0	0.0-0	0	0-0	0-0
10-12-19	at Austin Peay	1	0	1	0.0-0	0.0-0	0	0-0	0-0
10-19-19	at Jacksonville State	6	1	7	0.0-0	0.0-0	0	0-0	0-0
10-26-19	UT Martin	0	1	1	0.0-0	0.0-0	0	0-0	0-0
11-02-19	at Tennessee State	2	0	2	0.0-0	0.0-0	0	0-0	0-0
11-09-19	Eastern Kentucky	1	5	6	0.5-1	0.0-0	0	0-0	0-0
11-16-19	at Eastern Illinois	2	0	2	0.0-0	0.0-0	0	0-0	0-0
11-23-19	Murray State	5	0	5	0.0-0	0.0-0	0	0-0	0-0
11-30-19	Illinois State	4	3	7	0.0-0	0.0-0	0	0-0	0-0
	<i>Total</i>	40	13	53	2.0-3	0.0-0	0	0-0	0-0

2020	Opponent	Solo	Ast	Total	TFL-Yds	SK-Yds	FF	FR-Yds	Int-Yds
10-30-20	at Southern Illinois	6	1	7	0.0-0	0.0-0	0	0-0	1-37
02-28-21	at Eastern Illinois	1	0	1	0.0-0	0.0-0	0	0-0	0-0
	<i>Total</i>	7	1	8	0.0-0	0.0-0	0	0-0	1-37

Bydarrius Knighten

2017	Opponent	Solo	Ast	Total	TFL-Yds	SK-Yds	FF	FR-Yds	Int-Yds
09-02-17	at Kansas	3	1	4	0.0-0	0.0-0	0	0-0	0-0
09-09-17	at Dayton	4	2	6	0.0-0	0.0-0	0	0-0	0-0
09-16-17	Southern Illinois	6	1	7	0.0-0	0.0-0	0	0-0	0-0
09-23-17	at Eastern Illinois	1	1	2	0.0-0	0.0-0	0	0-0	0-0
09-30-17	Eastern Kentucky	3	2	5	0.0-0	0.0-0	0	0-0	0-0
10-14-17	Tennessee Tech	4	1	5	0.0-0	0.0-0	0	0-0	0-0
10-21-17	at Austin Peay	1	4	5	0.0-0	0.0-0	0	0-0	0-0
10-28-17	at Jacksonville State	1	0	1	0.0-0	0.0-0	0	0-0	1-0
11-04-17	UT Martin	6	1	7	0.0-0	0.0-0	0	0-0	0-0
11-11-17	at Tennessee State	2	3	5	0.0-0	0.0-0	0	0-0	0-0
11-18-17	Murray State	2	3	5	0.0-0	0.0-0	0	0-0	0-0
	<i>Total</i>	33	19	52	0.0-0	0.0-0	0	0-0	1-0

2018	Opponent	Solo	Ast	Total	TFL-Yds	SK-Yds	FF	FR-Yds	Int-Yds
09-01-18	at Arkansas State	2	3	5	0.0-0	0.0-0	0	1-2	0-0
09-08-18	Dayton	6	1	7	0.0-0	0.0-0	1	0-0	0-0
09-15-18	at Southern Illinois	9	2	11	0.0-0	0.0-0	0	0-0	0-0
09-22-18	at Eastern Kentucky	5	4	9	0.0-0	0.0-0	0	0-0	0-0
10-06-18	at Tennessee Tech	0	3	3	0.0-0	0.0-0	0	0-0	0-0
10-13-18	Austin Peay	5	5	10	0.5-2	0.0-0	0	0-0	0-0
10-20-18	Jacksonville State	2	3	5	0.0-0	0.0-0	0	0-0	0-0
10-27-18	at UT Martin	3	4	7	0.0-0	0.0-0	0	0-0	1-16
11-03-18	Tennessee State	4	0	4	0.0-0	0.0-0	0	0-0	0-0
11-10-18	at Murray State	4	3	7	0.0-0	0.0-0	0	0-0	0-0
11-17-18	Eastern Illinois	5	2	7	1.0-3	0.0-0	0	0-0	0-0
11-24-18	Stony Brook	2	2	4	0.0-0	0.0-0	0	0-0	0-0
12-01-18	at Weber State	4	5	9	0.0-0	0.0-0	0	0-0	0-0
	<i>Total</i>	51	37	88	1.5-5	0.0-0	1	1-2	1-16

2019	Opponent	Solo	Ast	Total	TFL-Yds	SK-Yds	FF	FR-Yds	Int-Yds
08-29-19	Southern Illinois	3	3	6	0.0-0	0.0-0	0	0-0	0-0
09-07-19	at Montana State	9	1	10	0.0-0	0.0-0	0	0-0	0-0
09-14-19	at Missouri	4	0	4	0.0-0	0.0-0	0	0-0	0-0
09-21-19	West Virginia State	3	2	5	0.0-0	0.0-0	0	0-0	0-0
10-05-19	Tennessee Tech	3	1	4	0.0-0	0.0-0	0	0-0	0-0
10-12-19	at Austin Peay	3	1	4	0.0-0	0.0-0	0	0-0	0-0
10-19-19	at Jacksonville State	3	1	4	0.0-0	0.0-0	0	0-0	1-0
10-26-19	UT Martin	2	7	9	0.0-0	0.0-0	0	0-0	1-0

11-02-19	at Tennessee State	1	0	1	0.0-0	0.0-0	0	0-0	0-0
11-09-19	Eastern Kentucky	4	1	5	1.0-2	0.0-0	0	0-0	1-0
11-16-19	at Eastern Illinois	3	1	4	0.5-1	0.0-0	0	0-0	0-0
11-23-19	Murray State	8	1	9	0.0-0	0.0-0	0	0-0	0-0
11-30-19	Illinois State	7	3	10	0.0-0	0.0-0	0	0-0	0-0
	<i>Total</i>	53	22	75	1.5-3	0.0-0	0	0-0	3-0

2020	Opponent	Solo	Ast	Total	TFL-Yds	SK-Yds	FF	FR-Yds	Int-Yds
10-30-20	at Southern Illinois	6	1	7	0.0-0	0.0-0	0	0-0	0-0
02-28-21	at Eastern Illinois	0	1	1	0.0-0	0.0-0	0	0-0	0-0
	<i>Total</i>	6	2	8	0.0-0	0.0-0	0	0-0	0-0

Steven Lewis

2020	Opponent	Solo	Ast	Total	TFL-Yds	SK-Yds	FF	FR-Yds	Int-Yds
02-28-21	at Eastern Illinois	3	2	5	0.0-0	0.0-0	0	0-0	0-0
	<i>Total</i>	3	2	5	0.0-0	0.0-0	0	0-0	0-0

Patrick Maddox

2019	Opponent	Solo	Ast	Total	TFL-Yds	SK-Yds	FF	FR-Yds	Int-Yds
09-21-19	West Virginia State	2	0	2	0.0-0	0.0-0	0	0-0	0-0
11-30-19	Illinois State	0	1	1	0.0-0	0.0-0	0	0-0	0-0
	<i>Total</i>	2	1	3	0.0-0	0.0-0	0	0-0	0-0

2020	Opponent	Solo	Ast	Total	TFL-Yds	SK-Yds	FF	FR-Yds	Int-Yds
02-28-21	at Eastern Illinois	1	0	1	0.0-0	0.0-0	0	0-0	0-0
	<i>Total</i>	1	0	1	0.0-0	0.0-0	0	0-0	0-0

Lunden Manuel

2019	Opponent	Solo	Ast	Total	TFL-Yds	SK-Yds	FF	FR-Yds	Int-Yds
11-16-19	at Eastern Illinois	2	0	2	1.0-1	1.0-1	0	0-0	0-0
	<i>Total</i>	2	0	2	1.0-1	1.0-1	0	0-0	0-0

2020	Opponent	Solo	Ast	Total	TFL-Yds	SK-Yds	FF	FR-Yds	Int-Yds
10-30-20	at Southern Illinois	1	0	1	0.0-0	0.0-0	0	0-0	0-0
	<i>Total</i>	1	0	1	0.0-0	0.0-0	0	0-0	0-0

Mike Matthews

2019	Opponent	Solo	Ast	Total	TFL-Yds	SK-Yds	FF	FR-Yds	Int-Yds
09-07-19	at Montana State	2	0	2	0.0-0	0.0-0	0	0-0	0-0
09-14-19	at Missouri	1	0	1	0.0-0	0.0-0	0	0-0	0-0
09-21-19	West Virginia State	1	1	2	0.0-0	0.0-0	0	0-0	0-0
10-05-19	Tennessee Tech	1	0	1	0.0-0	0.0-0	0	0-0	0-0
10-12-19	at Austin Peay	1	0	1	0.0-0	0.0-0	0	0-0	0-0
10-19-19	at Jacksonville State	1	0	1	0.0-0	0.0-0	0	0-0	0-0
10-26-19	UT Martin	2	1	3	0.0-0	0.0-0	0	0-0	0-0
11-09-19	Eastern Kentucky	4	2	6	1.0-3	0.0-0	0	0-0	0-0
11-16-19	at Eastern Illinois	4	2	6	0.0-0	0.0-0	0	0-0	0-0
11-23-19	Murray State	0	1	1	0.0-0	0.0-0	0	0-0	0-0
	<i>Total</i>	17	7	24	1.0-3	0.0-0	0	0-0	0-0

2020	Opponent	Solo	Ast	Total	TFL-Yds	SK-Yds	FF	FR-Yds	Int-Yds
10-30-20	at Southern Illinois	6	1	7	0.5-2	0.0-0	0	0-0	0-0
02-28-21	at Eastern Illinois	1	2	3	0.0-0	0.0-0	0	0-0	1-7
	<i>Total</i>	7	3	10	0.5-2	0.0-0	0	0-0	1-7

Rasean McCauley

2019	Opponent	Solo	Ast	Total	TFL-Yds	SK-Yds	FF	FR-Yds	Int-Yds
08-29-19	Southern Illinois	0	1	1	0.0-0	0.0-0	0	0-0	0-0
09-07-19	at Montana State	0	1	1	0.0-0	0.0-0	0	0-0	0-0
09-14-19	at Missouri	0	2	2	0.5-2	0.0-0	0	0-0	0-0
09-21-19	West Virginia State	1	2	3	0.0-0	0.0-0	0	0-0	0-0
10-12-19	at Austin Peay	1	0	1	0.0-0	0.0-0	0	0-0	0-0
10-26-19	UT Martin	2	1	3	1.5-2	0.0-0	0	0-0	0-0
11-02-19	at Tennessee State	2	1	3	0.0-0	0.0-0	0	0-0	0-0
11-09-19	Eastern Kentucky	1	2	3	1.0-3	1.0-3	0	0-0	0-0
11-16-19	at Eastern Illinois	1	0	1	1.0-2	0.0-0	0	0-0	0-0



11-30-19	Illinois State	1	0	1	0.0-0	0.0-0	0	0-0	0-0
	<i>Total</i>	9	10	19	4.0-9	1.0-3	0	0-0	0-0
2020	Opponent	Solo	Ast	Total	TFL-Yds	SK-Yds	FF	FR-Yds	Int-Yds
02-28-21	at Eastern Illinois	3	2	5	0.0-0	0.0-0	0	0-0	0-0
	<i>Total</i>	3	2	5	0.0-0	0.0-0	0	0-0	0-0

Brandon Mincey

2019	Opponent	Solo	Ast	Total	TFL-Yds	SK-Yds	FF	FR-Yds	Int-Yds
08-29-19	Southern Illinois	1	0	1	0.0-0	0.0-0	0	0-0	0-0
09-14-19	at Missouri	3	1	4	0.5-2	0.0-0	0	0-0	0-0
09-21-19	West Virginia State	0	4	4	0.0-0	0.0-0	0	0-0	0-0
10-05-19	Tennessee Tech	2	3	5	0.0-0	0.0-0	0	0-0	0-0
10-12-19	at Austin Peay	3	3	6	1.0-1	0.0-0	0	0-0	0-0
10-19-19	at Jacksonville State	3	0	3	0.0-0	0.0-0	0	0-0	0-0
11-16-19	at Eastern Illinois	1	0	1	1.0-12	1.0-12	0	0-0	0-0
11-30-19	Illinois State	1	0	1	0.0-0	0.0-0	0	0-0	0-0
	<i>Total</i>	14	11	25	2.5-15	1.0-12	0	0-0	0-0
2020	Opponent	Solo	Ast	Total	TFL-Yds	SK-Yds	FF	FR-Yds	Int-Yds
10-30-20	at Southern Illinois	4	2	6	0.0-0	0.0-0	0	0-0	0-0
02-28-21	at Eastern Illinois	3	0	3	1.0-5	0.0-0	0	0-0	0-0
	<i>Total</i>	7	2	9	1.0-5	0.0-0	0	0-0	0-0

Jacob Morrissey

2020	Opponent	Solo	Ast	Total	TFL-Yds	SK-Yds	FF	FR-Yds	Int-Yds
10-30-20	at Southern Illinois	1	0	1	0.0-0	0.0-0	0	0-0	0-0
02-28-21	at Eastern Illinois	1	2	3	0.0-0	0.0-0	0	0-0	0-0
	<i>Total</i>	2	2	4	0.0-0	0.0-0	0	0-0	0-0

Bryant Pirtle

2019	Opponent	Solo	Ast	Total	TFL-Yds	SK-Yds	FF	FR-Yds	Int-Yds
08-29-19	Southern Illinois	2	0	2	0.0-0	0.0-0	0	0-0	0-0
09-07-19	at Montana State	1	0	1	1.0-10	1.0-10	0	0-0	0-0
09-14-19	at Missouri	1	0	1	0.0-0	0.0-0	0	0-0	0-0
09-21-19	West Virginia State	2	2	4	2.5-8	1.0-7	0	0-0	0-0
10-19-19	at Jacksonville State	2	0	2	1.0-12	1.0-12	0	0-0	0-0
10-26-19	UT Martin	2	1	3	0.0-0	1.0-0	0	0-0	0-0
11-02-19	at Tennessee State	3	1	4	1.0-5	1.0-5	0	0-0	0-0
11-09-19	Eastern Kentucky	1	2	3	0.0-0	0.0-0	0	0-0	0-0
11-16-19	at Eastern Illinois	2	0	2	1.0-3	0.0-0	0	0-0	0-0
11-23-19	Murray State	1	6	7	0.5-2	0.0-0	0	0-0	0-0
11-30-19	Illinois State	0	5	5	0.0-0	0.0-0	0	0-0	0-0
	<i>Total</i>	17	17	34	7.0-40	5.0-34	0	0-0	0-0
2020	Opponent	Solo	Ast	Total	TFL-Yds	SK-Yds	FF	FR-Yds	Int-Yds
10-30-20	at Southern Illinois	5	0	5	2.0-5	0.0-0	0	0-0	0-0
02-28-21	at Eastern Illinois	2	1	3	0.0-0	0.0-0	0	0-0	0-0
	<i>Total</i>	7	1	8	2.0-5	0.0-0	0	0-0	0-0

Daterraion Richardson

2017	Opponent	Solo	Ast	Total	TFL-Yds	SK-Yds	FF	FR-Yds	Int-Yds
09-02-17	at Kansas	1	0	1	0.0-0	0.0-0	0	0-0	0-0
09-16-17	Southern Illinois	1	0	1	0.0-0	0.0-0	0	0-0	0-0
10-21-17	at Austin Peay	0	1	1	0.0-0	0.0-0	0	0-0	0-0
10-28-17	at Jacksonville State	2	1	3	1.0-1	1.0-1	0	0-0	0-0
11-04-17	UT Martin	1	1	2	0.0-0	0.0-0	0	0-0	0-0
11-11-17	at Tennessee State	1	0	1	0.0-0	0.0-0	0	0-0	0-0
	<i>Total</i>	6	3	9	1.0-1	1.0-1	0	0-0	0-0
2018	Opponent	Solo	Ast	Total	TFL-Yds	SK-Yds	FF	FR-Yds	Int-Yds
09-01-18	at Arkansas State	1	1	2	1.0-1	0.0-0	0	0-0	0-0
09-08-18	Dayton	1	1	2	0.0-0	0.0-0	0	0-0	0-0
09-15-18	at Southern Illinois	2	1	3	0.0-0	0.0-0	0	0-0	0-0
09-22-18	at Eastern Kentucky	0	1	1	0.0-0	0.0-0	0	0-0	0-0
10-06-18	at Tennessee Tech	0	1	1	0.0-0	0.0-0	0	0-0	0-0

10-20-18	Jacksonville State	0	1	1	0.5-2	0.0-0	0	0-0	0-0
10-27-18	at UT Martin	0	2	2	0.5-0	0.0-0	0	0-0	0-0
11-03-18	Tennessee State	0	1	1	0.0-0	0.0-0	0	0-0	0-0
11-10-18	at Murray State	1	1	2	1.0-3	0.0-0	0	0-0	0-0
11-17-18	Eastern Illinois	0	1	1	0.0-0	0.0-0	0	0-0	0-0
11-24-18	Stony Brook	0	1	1	0.0-0	0.0-0	0	0-0	0-0
12-01-18	at Weber State	1	3	4	1.0-6	1.0-6	0	0-0	0-0
	<i>Total</i>	6	15	21	4.0-12	1.0-6	0	0-0	0-0

2019	Opponent	Solo	Ast	Total	TFL-Yds	SK-Yds	FF	FR-Yds	Int-Yds
08-29-19	Southern Illinois	1	0	1	0.0-0	0.0-0	0	0-0	0-0
09-07-19	at Montana State	0	1	1	0.0-0	0.0-0	0	0-0	0-0
09-21-19	West Virginia State	1	0	1	0.0-0	0.0-0	0	0-0	0-0
10-05-19	Tennessee Tech	2	0	2	0.0-0	0.0-0	0	0-0	0-0
10-12-19	at Austin Peay	2	1	3	0.0-0	0.0-0	0	0-0	0-0
10-19-19	at Jacksonville State	1	0	1	1.0-1	0.0-0	0	0-0	0-0
10-26-19	UT Martin	2	1	3	0.5-1	0.5-1	0	1-0	0-0
11-02-19	at Tennessee State	1	1	2	0.0-0	0.0-0	0	1-0	0-0
11-09-19	Eastern Kentucky	0	3	3	0.0-0	0.0-0	0	0-0	0-0
11-23-19	Murray State	2	0	2	0.0-0	0.0-0	0	0-0	0-0
11-30-19	Illinois State	2	1	3	0.0-0	0.0-0	0	0-0	0-0
	<i>Total</i>	14	8	22	1.5-2	0.5-1	0	2-0	0-0

2020	Opponent	Solo	Ast	Total	TFL-Yds	SK-Yds	FF	FR-Yds	Int-Yds
10-30-20	at Southern Illinois	1	2	3	0.5-1	0.0-0	0	0-0	0-0
02-28-21	at Eastern Illinois	2	2	4	1.0-1	0.0-0	0	0-0	0-0
	<i>Total</i>	3	4	7	1.5-2	0.0-0	0	0-0	0-0

LaDarrius Rule

2020	Opponent	Solo	Ast	Total	TFL-Yds	SK-Yds	FF	FR-Yds	Int-Yds
10-30-20	at Southern Illinois	1	0	1	0.0-0	0.0-0	0	0-0	0-0
	<i>Total</i>	1	0	1	0.0-0	0.0-0	0	0-0	0-0

James Sackie

2020	Opponent	Solo	Ast	Total	TFL-Yds	SK-Yds	FF	FR-Yds	Int-Yds
10-30-20	at Southern Illinois	1	0	1	1.0-1	0.0-0	0	0-0	0-0
02-28-21	at Eastern Illinois	1	0	1	0.0-0	0.0-0	1	1-0	0-0
	<i>Total</i>	2	0	2	1.0-1	0.0-0	1	1-0	0-0

Zack Smith

2018	Opponent	Solo	Ast	Total	TFL-Yds	SK-Yds	FF	FR-Yds	Int-Yds
09-22-18	at Eastern Kentucky	1	0	1	0.0-0	0.0-0	0	0-0	0-0
12-01-18	at Weber State	2	0	2	0.0-0	0.0-0	0	0-0	0-0
	<i>Total</i>	3	0	3	0.0-0	0.0-0	0	0-0	0-0
2019	Opponent	Solo	Ast	Total	TFL-Yds	SK-Yds	FF	FR-Yds	Int-Yds
09-07-19	at Montana State	1	0	1	0.0-0	0.0-0	0	0-0	0-0
	<i>Total</i>	1	0	1	0.0-0	0.0-0	0	0-0	0-0

Izeal Terrell

2020	Opponent	Solo	Ast	Total	TFL-Yds	SK-Yds	FF	FR-Yds	Int-Yds
10-30-20	at Southern Illinois	0	1	1	0.0-0	0.0-0	0	0-0	0-0
02-28-21	at Eastern Illinois	2	3	5	0.0-0	0.0-0	0	0-0	1-10
	<i>Total</i>	0	4	6	0.0-0	0.0-0	0	0-0	1-10

Al Young

2017	Opponent	Solo	Ast	Total	TFL-Yds	SK-Yds	FF	FR-Yds	Int-Yds
09-02-17	at Kansas	1	0	1	0.0-0	0.0-0	0	0-0	1-0
09-09-17	at Dayton	2	0	2	0.0-0	0.0-0	0	0-0	0-0
09-16-17	Southern Illinois	0	1	1	0.0-0	0.0-0	0	0-0	0-0
09-23-17	at Eastern Illinois	0	1	1	0.0-0	0.0-0	0	0-0	0-0
09-30-17	Eastern Kentucky	3	0	3	0.0-0	0.0-0	0	1-0	0-0
10-14-17	Tennessee Tech	0	1	1	0.0-0	0.0-0	0	0-0	0-0
10-21-17	at Austin Peay	0	1	1	0.0-0	0.0-0	0	0-0	0-0
11-04-17	UT Martin	2	0	2	0.0-0	0.0-0	0	0-0	0-0



SOUTHEAST MISSOURI FOOTBALL NOTES // MURRAY STATE

11-18-17	Murray State	1	2	3	0.0-0	0.0-0	0	0-0	0-0
	<i>Total</i>	9	6	15	0.0-0	0.0-0	0	1-0	1-0
2018	<u>Opponent</u>	<u>Solo</u>	<u>Ast</u>	<u>Total</u>	<u>TFL-Yds</u>	<u>SK-Yds</u>	<u>FF</u>	<u>FR-Yds</u>	<u>Int-Yds</u>
09-01-18	at Arkansas State	3	0	3	0.0-0	0.0-0	0	0-0	0-0
09-08-18	Dayton	4	0	4	0.0-0	0.0-0	0	0-0	0-0
09-15-18	at Southern Illinois	2	0	2	0.0-0	0.0-0	0	0-0	1-0
09-22-18	at Eastern Kentucky	0	1	1	0.0-0	0.0-0	0	0-0	0-0
10-06-18	at Tennessee Tech	1	1	2	0.0-0	0.0-0	0	0-0	0-0
10-13-18	Austin Peay	1	0	1	0.0-0	0.0-0	0	0-0	1-0
10-20-18	Jacksonville State	4	1	5	0.0-0	0.0-0	0	0-0	0-0
10-27-18	at UT Martin	0	2	2	0.0-0	0.0-0	0	0-0	0-0
11-03-18	Tennessee State	3	0	3	0.0-0	0.0-0	0	0-0	0-0
11-17-18	Eastern Illinois	1	0	1	0.0-0	0.0-0	0	0-0	0-0
11-24-18	Stony Brook	1	0	1	0.0-0	0.0-0	0	0-0	0-0
12-01-18	at Weber State	4	1	5	0.0-0	0.0-0	0	0-0	0-0
	<i>Total</i>	24	6	30	0.0-0	0.0-0	0	0-0	1-0
2019	<u>Opponent</u>	<u>Solo</u>	<u>Ast</u>	<u>Total</u>	<u>TFL-Yds</u>	<u>SK-Yds</u>	<u>FF</u>	<u>FR-Yds</u>	<u>Int-Yds</u>
08-29-19	Southern Illinois	1	1	2	0.0-0	0.0-0	0	0-0	0-0
09-07-19	at Montana State	1	0	1	0.0-0	0.0-0	0	0-0	0-0
09-14-19	at Missouri	5	1	6	0.0-0	0.0-0	0	0-0	1-12
09-21-19	West Virginia State	0	1	1	0.0-0	0.0-0	0	0-0	1-0
	<i>Total</i>	7	3	10	0.0-0	0.0-0	0	0-0	2-12
2020	<u>Opponent</u>	<u>Solo</u>	<u>Ast</u>	<u>Total</u>	<u>TFL-Yds</u>	<u>SK-Yds</u>	<u>FF</u>	<u>FR-Yds</u>	<u>Int-Yds</u>
10-30-20	at Southern Illinois	4	0	4	0.0-0	0.0-0	0	0-0	0-0
02-28-21	at Eastern Illinois	0	0	0	0.0-0	0.0-0	0	0-0	1-25
	<i>Total</i>	4	0	4	0.0-0	0.0-0	0	0-0	1-25

Game-by-Game Kicking/Punting/Returns (Games with Statistics Listed Only)

Aaron Alston

2018	<u>Opponent</u>	<u>KR</u>	<u>Yds</u>	<u>TD</u>	<u>Long</u>	<u>PR</u>	<u>Yds</u>	<u>TD</u>	<u>Long</u>
09-08-18	Dayton	0	0	0	0	1	11	0	11
10-06-18	at Tennessee Tech	0	0	0	0	1	43	0	43
10-20-18	Jacksonville State	1	16	0	16	0	0	0	0
	<i>Total</i>	1	16	0	16	2	54	0	43

Colby Cornett

2020	<u>Opponent</u>	<u>KR</u>	<u>Yds</u>	<u>TD</u>	<u>Long</u>	<u>PR</u>	<u>Yds</u>	<u>TD</u>	<u>Long</u>
10-30-20	at Southern Illinois	1	7	0	7	0	0	0	0
	<i>Total</i>	1	7	0	7	0	0	0	0

Zion Custis

2018	<u>Opponent</u>	<u>KR</u>	<u>Yds</u>	<u>TD</u>	<u>Long</u>	<u>PR</u>	<u>Yds</u>	<u>TD</u>	<u>Long</u>
11-03-18	Tennessee State	1	24	0	24	0	0	0	0
11-10-18	at Murray State	5	152	0	38	0	0	0	0
11-17-18	Eastern Illinois	3	180	1	97	0	0	0	0
11-24-18	Stony Brook	1	41	0	41	0	0	0	0
12-01-18	at Weber State	5	100	0	24	0	0	0	0
	<i>Total</i>	15	497	1	97	0	0	0	0
2019	<u>Opponent</u>	<u>KR</u>	<u>Yds</u>	<u>TD</u>	<u>Long</u>	<u>PR</u>	<u>Yds</u>	<u>TD</u>	<u>Long</u>
10-12-19	at Austin Peay	3	63	0	28	0	0	0	0
10-26-19	UT Martin	1	23	0	23	0	0	0	0
11-09-19	Eastern Kentucky	3	61	0	36	0	0	0	0
11-16-19	at Eastern Illinois	1	48	0	48	0	0	0	0
11-23-19	Murray State	2	44	0	38	0	0	0	0
11-30-19	Illinois State	2	35	0	18	0	0	0	0
	<i>Total</i>	12	274	0	48	0	0	0	0

Shabari Davis

2017	<u>Opponent</u>	<u>KR</u>	<u>Yds</u>	<u>TD</u>	<u>Long</u>	<u>PR</u>	<u>Yds</u>	<u>TD</u>	<u>Long</u>
09-02-17	at Kansas	0	0	0	0	3	79	0	30
09-09-17	at Dayton	0	0	0	0	2	7	0	7
09-16-17	Southern Illinois	0	0	0	0	3	3	0	4
11-18-17	Murray State	0	0	0	0	2	38	0	37
	<i>Total</i>	0	0	0	0	10	127	0	37
2018	<u>Opponent</u>	<u>KR</u>	<u>Yds</u>	<u>TD</u>	<u>Long</u>	<u>PR</u>	<u>Yds</u>	<u>TD</u>	<u>Long</u>
09-08-18	Dayton	0	0	0	0	2	43	0	29
	<i>Total</i>	0	0	0	0	2	43	0	29
2019	<u>Opponent</u>	<u>KR</u>	<u>Yds</u>	<u>TD</u>	<u>Long</u>	<u>PR</u>	<u>Yds</u>	<u>TD</u>	<u>Long</u>
08-29-19	Southern Illinois	1	17	0	17	0	0	0	0
09-07-19	at Montana State	3	59	0	24	1	13	0	13
11-16-19	at Eastern Illinois	0	0	0	0	3	53	1	46
11-23-19	Murray State	0	0	0	0	3	26	0	13
	<i>Total</i>	4	76	0	24	7	92	1	46
2020	<u>Opponent</u>	<u>KR</u>	<u>Yds</u>	<u>TD</u>	<u>Long</u>	<u>PR</u>	<u>Yds</u>	<u>TD</u>	<u>Long</u>
10-30-20	at Southern Illinois	0	0	0	0	1	2	0	2
02-28-21	at Eastern Illinois	0	0	0	0	3	37	0	18
	<i>Total</i>	0	0	0	0	4	39	0	18

Kenny Doak

2020	<u>Opponent</u>	<u>KO</u>	<u>Yds</u>	<u>TB</u>	<u>FG-A</u>	<u>Long</u>	<u>PAT</u>	<u>Pts</u>
02-28-21	at Eastern Illinois	0	0	0	2-3	38	5-6	11
	<i>Total</i>	0	0	0	2-3	38	5-6	11

Zach Haynes

2020	<u>Opponent</u>	<u>No</u>	<u>Yds</u>	<u>Long</u>	<u>Blkd</u>	<u>TB</u>	<u>50+</u>	<u>I20</u>
10-30-20	at Southern Illinois	3	135	50	0	0	1	2
02-28-21	at Eastern Illinois	5	201	53	0	0	1	4
	<i>Total</i>	8	336	53	0	0	2	6

Adam Krause

2019	<u>Opponent</u>	<u>KO</u>	<u>Yds</u>	<u>TB</u>	<u>FG-A</u>	<u>Long</u>	<u>PAT</u>	<u>Pts</u>
08-24-19	Southern Illinois	8	461	1	0-0	0	0-0	0
09-07-19	at Montana State	2	127	0	0-0	0	0-0	0
09-14-19	at Missouri	1	65	1	0-0	0	0-0	0
09-21-19	West Virginia State	8	501	1	0-0	0	0-0	0
10-05-19	Tennessee Tech	6	353	0	0-0	0	0-0	0
10-12-19	at Austin Peay	5	300	0	0-0	0	0-0	0
10-19-19	at Jacksonville State	5	229	0	0-0	0	0-0	0
10-26-19	UT Martin	4	225	2	0-0	0	0-0	0
11-02-19	at Tennessee State	8	395	0	0-0	0	0-0	0
11-09-19	Eastern Kentucky	7	283	1	0-0	0	0-0	0
11-16-19	at Eastern Illinois	6	342	0	0-0	0	0-0	0
11-23-19	Murray State	6	357	1	0-0	0	0-0	0
11-30-19	Illinois State	3	182	0	0-0	0	0-0	0
	<i>Total</i>	69	3820	7	0-0	0	0-0	0
2020	<u>Opponent</u>	<u>KO</u>	<u>Yds</u>	<u>TB</u>	<u>FG-A</u>	<u>Long</u>	<u>PAT</u>	<u>Pts</u>
10-30-20	at Southern Illinois	4	222	0	0-0	0	0-0	0
02-28-21	at Eastern Illinois	9	486	1	0-0	0	0-0	0
	<i>Total</i>	13	708	1	0-0	0	0-0	0
2020	<u>Punting</u>	<u>No</u>	<u>Yds</u>	<u>Long</u>	<u>Blkd</u>	<u>TB</u>	<u>50+</u>	<u>I20</u>
10-30-20	at Southern Illinois	2	69	41	0	0	0	0
	<i>Total</i>	2	69	41	0	0	0	0



Zack Smith

2017	Opponent	KR	Yds	TD	Long	PR	Yds	TD	Long
09-16-17	Southern Illinois	0	0	0	0	1	9	0	9
09-23-17	at Eastern Illinois	1	24	0	24	4	40	0	21
09-30-17	Eastern Kentucky	0	0	0	0	1	-2	0	0
10-14-17	Tennessee Tech	0	0	0	0	1	8	0	8
10-21-17	at Austin Peay	0	0	0	0	1	5	0	5
11-04-17	UT Martin	0	0	0	0	1	0	0	0
11-11-17	at Tennessee State	0	0	0	0	1	5	0	5
11-18-17	Murray State	0	0	0	0	1	9	0	9
	<i>Total</i>	1	24	0	24	11	74	0	21
2018	Opponent	KR	Yds	TD	Long	PR	Yds	TD	Long
09-01-18	at Arkansas State	5	83	0	18	1	0	0	5
09-08-18	Dayton	1	27	0	27	0	0	0	0
09-15-18	at Southern Illinois	0	0	0	0	1	36	0	36
09-22-18	at Eastern Kentucky	1	15	0	15	3	10	0	16
10-06-18	at Tennessee Tech	0	0	0	0	2	27	0	15
10-13-18	Austin Peay	4	126	0	58	0	0	0	0
10-20-18	Jacksonville State	2	73	0	52	1	23	0	23
10-27-18	at UT Martin	3	48	0	22	1	6	0	6
11-10-18	at Murray State	0	0	0	0	2	33	0	24
11-17-18	Eastern Illinois	0	0	0	0	3	13	0	6
11-24-18	Stony Brook	0	0	0	0	2	4	0	3
12-01-18	at Weber State	2	-51	0	22	1	36	0	36
	<i>Total</i>	18	321	0	58	17	188	0	36
2019	Opponent	KR	Yds	TD	Long	PR	Yds	TD	Long
09-07-19	at Montana State	0	0	0	0	2	51	0	52
09-14-19	at Missouri	0	0	0	0	3	27	0	13
09-21-19	West Virginia State	1	17	0	17	2	17	0	17
10-05-19	Tennessee Tech	2	36	0	20	1	2	0	2
10-12-19	at Austin Peay	0	0	0	0	1	11	0	11
10-19-19	at Jacksonville State	1	8	0	8	2	31	0	21
10-26-19	UT Martin	0	0	0	0	1	20	0	20
11-02-19	at Tennessee State	1	14	0	14	2	8	0	6
11-09-19	Eastern Kentucky	1	10	0	10	1	-4	0	1
11-16-19	at Eastern Illinois	1	22	0	22	0	0	0	0
11-30-19	Illinois State	1	17	0	17	0	0	0	0
	<i>Total</i>	8	124	0	22	15	163	0	52
2020	Opponent	KR	Yds	TD	Long	PR	Yds	TD	Long
10-30-20	at Southern Illinois	1	21	0	21	0	0	0	0
02-28-21	at Eastern Illinois	1	23	0	23	1	5	0	1
	<i>Total</i>	2	44	0	23	1	5	0	1

Al Young

2016	Opponent	KR	Yds	TD	Long	PR	Yds	TD	Long
09-17-16	Indiana State	0	0	0	0	2	-2	0	0
	<i>Total</i>	0	0	0	0	2	-2	0	0
2017	Opponent	KR	Yds	TD	Long	PR	Yds	TD	Long
09-23-17	at Eastern Illinois	0	0	0	0	0	12	0	12
	<i>Total</i>	0	0	0	0	0	12	0	12
2019	Opponent	KR	Yds	TD	Long	PR	Yds	TD	Long
08-29-19	Southern Illinois	1	17	0	17	2	37	0	36
09-07-19	at Montana State	1	27	0	27	0	0	0	0
	<i>Total</i>	2	44	0	27	2	37	0	36
2020	Opponent	KR	Yds	TD	Long	PR	Yds	TD	Long
02-28-21	at Eastern Illinois	0	0	0	0	1	3	0	3
	<i>Total</i>	0	0	0	0	1	3	0	3





Last Time it Happened

Southeast Missouri Had . . .

30 or more first downs.....	vs. West Virginia, 9/21/03 (29)
400 yards rushing.....	at Jacksonville State, 11/23/13 (410)
300 yards rushing.....	vs. West Virginia State, 9/21/19 (382)
200 yards rushing.....	at Southern Illinois, 10/30/20 (281)
400 yards passing.....	at Tennessee Tech, 10/6/18 (483)
300 yards passing.....	vs. Tennessee State, 11/3/18 (306)
600 yards of total offense.....	vs. West Virginia State, 9/21/19 (668)
500 yards of total offense.....	vs. Southern Illinois (529)
90 total plays.....	at Murray State, 9/24/16 (91)
Four passes intercepted.....	at Eastern Kentucky, 9/22/18 (4)
Five pass interceptions.....	vs. Mars Hill College, 9/8/12 (5)
Five or more Turnovers.....	vs. Eastern Kentucky, 11/9/19 (5)
Four pass interceptions.....	vs. Eastern Kentucky, 10/23/10 (4)
10 penalties.....	vs. UT Martin, 10/26/19 (10)
100 yards in penalties.....	vs. UT Martin, 10/26/19 (130)
70 or more points.....	vs. Missouri Baptist, 8/28/14 (77)
99-yard scoring drive.....	vs. Murray State, 10/2/15 (12 plays, 99 yards, 2nd Qtr)
90-yard scoring drive.....	vs. Murray State, 11/23/19 (94 yds)
7 Takeaways.....	vs. Southern Illinois, 9/12/15
6 or more Sacks.....	6, vs. Murray State, 11/18/17
5 Sacks.....	vs. UT Martin, 10/26/19

Southeast Missouri Held Its Opponent To . . .

Less than 10 first downs.....	vs. Missouri Baptist, 8/28/14 (6)
10 first downs.....	vs. Jacksonville State, 11/17/07 (10)
Zero yards rushing.....	at Tennessee State, 11/19/94
Negative yards rushing.....	vs. Murray State, 11/18/17 (-9)
Under 30 yards rushing.....	vs. Eastern Kentucky, 9/30/17 (11)
100 yards rushing or less.....	Murray State, 11/23/19 (93)
Zero passing yards.....	at Eastern Illinois, 10/13/01
No pass completions.....	at Eastern Illinois, 10/13/01
No pass attempts.....	at Eastern Illinois, 10/13/01
Under 30 yards passing.....	at Austin Peay, 10/30/93 (23)
150 yards or less of total offense.....	vs. Missouri Baptist, 8/28/14 (81)
200 yards or less of total offense.....	vs. Tennessee Tech, 10/14/17 (195)
No touchdowns.....	vs. Tennessee Tech, 10/14/17

Southeast Missouri . . .

Had two passers throw for 100 yards.....	vs. Jacksonville State, 9/24/05 (Kevin Ballatore 195 yds & Mike Haley 160 yds)
Had two passers complete 10 passes.....	vs. Jacksonville State, 9/24/05 (Kevin Ballatore 22 yds & Mike Haley 14 yds)
Had two rushers run for 100 yards.....	at Southern Illinois, 10/30/20 (Geno Hess 128 yds & Andrew Bunch 115 yds)
Had two receivers over 100 receiving yards.....	at Tennessee Tech, 10/6/18 (Jerrick Orr, 121 yds; Colby Cornett, 115 yds)
Had a quarterback rush for 100 yards.....	at Southern Illinois, 10/30/20 (Andrew Bunch, 115 yds)
Had a quarterback rush for 200 yards.....	vs. Jacksonville State, 11/12/11 (Matt Scheible 209 yds)
Had three receivers catch five passes.....	vs. Eastern Illinois, 10/18/14 (Peter Lloyd, Spencer Davis, DeMichael Jackson)
Had a 100-yard rusher and a 100-yard receiver.....	at Tennessee State, 11/2/19 (Geno Hess, 156 yds, Kristian Wilkerson, 111 yds)
Had a 300-yard passer, 100-yard receiver and 100-yard rusher.....	vs. Tennessee St., 11/3/18 (Daniel Santacaterina, 306 yds; Kristian Wilkerson, 129 yds; Marquis Terry, 107 yds)
Had a 300-yard rusher.....	at Southern Illinois, 9/15/18 (Marquis Terry, 311)
Returned a punt for a touchdown.....	at Eastern Illinois, 11/16/19 (Shabari Davis 46 yds)
Returned a kickoff for a touchdown.....	at Eastern Illinois, 9/23/17 (Cameron Sanders, 93 yds)
Returned an interception for a touchdown.....	vs. Murray, State, 11/23/19 (Zach Hall, 61 yds)
Returned two interceptions for touchdowns.....	vs. Tennessee Tech, 9/22/12 (Darrick Borum 41 yds & Branden Spann 100 yds)
Returned a fumble for a touchdown.....	at Murray State, 11/10/18 (Justin Swift, 60 yds)
Returned a blocked field goal for a TD.....	vs. Jacksonville State, 10/20/18 (Knighten, 85 yds)
Blocked a punt.....	at Eastern Illinois, 2/28/21 (Zack Smith)
Blocked a punt for a touchdown.....	at Tennessee Tech, 10/6/18 (Aaron Alston blocked and Taylen Waller recovered)
Blocked an opponent's field goal attempt.....	vs. UT Martin, 10/26/19 (Omaridrick Douglas)
Had a punt blocked.....	at Southern Illinois, 10/30/20

Had punt blocked for a touchdown.....	at Missouri, 9/5/15 (Brothers blocked the punt, Aarion Penton recovered)
Had a kickoff returned for a touchdown.....	at Murray State (Malik Honeycutt, 79 yds), 11/10/18
Had a punt returned for a touchdown.....	at Murray State (Walter Powell, 100 yds), 11/17/12
Had an interception returned for a touchdown.....	at Missouri (Cale Garrett, 27 yds) 9/14/19
Had a fumble returned for a touchdown.....	at Southern Illinois, 9/10/16 (James Ceasar, 47 yds)
Missed a PAT kick.....	at Eastern Illinois (2/28/21)
Had a PAT kick blocked.....	at Eastern Illinois, 11/16/19
Blocked an opponent's PAT kick.....	Derrick Calhoun at Missouri, 9/14/19
A successful 2-point conversion.....	vs. UT Martin, 11/21/15 (Logan Larson pass from Dante Vandeven)
Had a field goal attempt blocked.....	vs. UT Martin, 10/26/19
Recovered an onside kick.....	at Jacksonville State, 10/19/19
Shut out an opponent.....	vs. Missouri Baptist (77-0), 8/28/14
Was shut out.....	at Missouri (50-0), 9/7/19
Played an overtime game.....	vs. Tennessee Tech, 10/5/19 (W, 43-37 2OT)
Scored a safety.....	vs. Jacksonville State, 10/20/18
Gave up a safety.....	vs. Southern Illinois, 9/21/13
Had no turnovers.....	at Jacksonville State, 10/19/19
Beat a nationally-ranked opponent.....	at #14 Jacksonville State, 10/19/19
Was ranked in Top-25 of FCS Coaches or Sports STATS Polls.....	#21, STATS, 2/22/21
Ended the year ranked in the Top-25 of FCS Coaches or Sports Network Polls.....	2019

A Southeast Missouri Player . . .

Rushed 30 times.....	Marquis Terry (30) at UT Martin, 10/27/18
Rushed 25 times.....	Marquis Terry (25) at Dayton, 9/9/17
Rushed for 300 Yards.....	Marquis Terry (311) at Southern Illinois, 9/15/18
Rushed for 250 yards.....	Henry Harris (293) vs. Southwest Baptist, 11/6/10
Rushed for 200 yards.....	Marquis Terry (202) vs. Dayton, 9/8/18
Rushed for 150 yards.....	Geno Hess (156) at Tennessee State, 11/2/19
Rushed for 100 yards.....	Geno Hess (128), Andrew Bunch (115) at Southern Illinois, 10/30/20
Passed for 400 yards.....	Andrew Goodenough (407) vs. Jacksonville State, 11/22/03
Passed for 300 yards.....	Daniel Santacaterina (306), vs. Tennessee State, 11/3/18
Attempted 50 passes.....	Mike Haley (61) at Kent State, 9/10/05
Attempted 40 passes.....	Jesse Hosket (44) at Austin Peay, 10/21/17
Attempted 30 passes.....	Daniel Santacaterina (39) vs. Murray State, 11/23/19
Completed 30 passes.....	Daniel Santacaterina (30) vs. Eastern Illinois, 11/17/18
Completed 20 passes.....	Andrew Bunch (23) at Eastern Illinois, 2/28/21
Passed for four or more touchdowns.....	Daniel Santacaterina (4) at Tennessee Tech, 10/6/18
Threw three or more interceptions.....	Dante Vandeven (3) vs. UT Martin, 11/21/15
Had 400 yards of total offense.....	Jack Tomco (429 passing) vs. UT Martin, 10/12/02
Had 300 yards of total offense.....	Andrew Bunch (302) at Eastern Illinois, 2/28/21
Had 100 yards rushing and 100 yards passing.....	Kyle Snyder (116 rushing; 245 passing) at Eastern Kentucky, 10/25/14
Had 400 All-Purpose Yards.....	Marquis Terry (438) at Southern Illinois, 9/15/18
Had 300 All-Purpose Yards.....	Henry Harris (314) at Austin Peay, 10/16/10
Had 250 All-Purpose Yards.....	Zion Custis (254) vs. Eastern Illinois, 11/17/18
Had 200 All-Purpose Yards.....	Kristian Wilkerson (263) at UT Martin, 10/27/18
Caught 10 passes.....	Paul McRoberts vs. UT Martin, 11/21/15
Caught nine passes.....	Kristian Wilkerson at Tennessee State, 11/2/19
Had 200 receiving yards.....	Kristian Wilkerson (254) vs. Eastern Kentucky, 11/9/19
Had 100 receiving yards.....	Johnny King (117) at Eastern Illinois, 2/28/21
Scored 11 points kicking.....	Kenny Doak (11) at Eastern Illinois, 2/28/21
Scored four touchdowns rushing.....	Marquis Terry at Southern Illinois, 9/15/18
Scored three touchdowns rushing.....	Mark Robinson vs. Tennessee Tech, 10/5/19
Scored two touchdowns rushing.....	Zion Custis vs. Eastern Kentucky, 11/9/19
Scored three touchdowns receiving.....	Kristian Wilkerson vs. Tennessee State, 11/3/18
Scored two touchdowns receiving.....	Colby Cornett at Tennessee Tech, 10/6/18
Intercepted three passes.....	Eddie Calvin vs. Southwest Baptist, 8/28/08
Intercepted two passes.....	Omar Pierre-Louis vs. Tennessee Tech, 10/14/17
Recovered two fumbles.....	Maurice Lyles vs. Eastern Illinois, 9/19/09
Had a 70-yard punt.....	Jake Reynolds (78) vs. Tennessee Tech, 10/14/17
Kicked a 45-yard field goal.....	Kendrick Tiller (48) vs. Eastern Illinois, 8/28/08
Kicked a 50-yard field goal.....	Kendrick Tiller (55) at Montana State, 9/7/19
Kicked three field goals in a game.....	Kendrick Tiller vs. Eastern Illinois, 11/17/18
Kicked four field goals in a game.....	Kendrick Tiller at Tennessee State, 11/2/19

**Performance Lists****100-Yard Rushing Games (Since 1969)**

<u>Date</u>	<u>Player</u>	<u>Yards</u>	<u>Opponent</u>				
Nov. 8, 1969	Al Holmes	254	vs. Truman State	Oct. 22, 1988	Brian Lattimore	101	vs. Missouri S&T
Oct. 3, 1970	Richard Attig	111	vs. Evansville	Oct. 29, 1988	Brian Lattimore	104	at Grand Valley State
Oct. 10, 1970	Eddie Moss	144	vs. Missouri State	Nov. 5, 1988	Brian Lattimore	151	at Northwest Missouri
Oct. 24, 1970	Richard Attig	145	at Bradley	Sept. 9, 1989	Brian Lattimore	115	vs. Missouri Southern
Oct. 31, 1970	Al Holmes	101	vs. Lincoln	Sept. 23, 1989	Brian Lattimore	241	at Northwest Missouri
Nov. 7, 1970	Richard Attig	109	at Northwest Missouri	Oct. 28, 1989	Brian Lattimore	110	vs. Missouri Western
Nov. 14, 1970	Richard Attig	143	at Missouri S&T	Nov. 4, 1989	Brian Lattimore	133	at Central Missouri
Oct. 9, 1971	Art Miller	157	at Missouri State	Sept. 1, 1990	Steve Jones	101	vs. Southwest Baptist
Nov. 13, 1971	Eddie Moss	157	vs. Missouri S&T	Sept. 8, 1990	Steve Jones	103	at Missouri Southern
Sept. 16, 1972	Richard Attig	175	at Missouri Southern	Oct. 6, 1990	Percy Johnson	131	vs. Missouri S&T
Oct. 7, 1972	Richard Attig	157	vs. Missouri State	Sept. 3, 1992	Kelvin Anderson	222	vs. Murray State
Oct. 28, 1972	John Gabrisch	124	vs. Lincoln	Sept. 12, 1992	Kelvin Anderson	127	at Southern Illinois
Oct. 28, 1972	Richard Attig	137	vs. Lincoln	Sept. 26, 1992	Kelvin Anderson	161	vs. Austin Peay
Sept. 29, 1973	John Gabrisch	102	at Evansville	Oct. 3, 1992	Kelvin Anderson	124	at Eastern Kentucky
Oct. 6, 1973	Richard Attig	100	at Missouri State	Oct. 10, 1992	Kelvin Anderson	125	at Tennessee Tech
Nov. 10, 1973	Richard Attig	120	vs. Missouri S&T	Oct. 31, 1992	Kelvin Anderson	207	vs. UT Martin
Oct. 19, 1974	Anthony Wallace	127	vs. Missouri State	Nov. 14, 1992	Kelvin Anderson	180	vs. Illinois State
Oct. 26, 1974	Bobby Everage	177	at Missouri Western	Oct. 2, 1993	Kelvin Anderson	101	vs. Morehead State
Nov. 2, 1974	Anthony Wallace	128	at Northwest Missouri	Oct. 30, 1993	Kelvin Anderson	196	at Austin Peay
Oct. 25, 1975	Jack Gokin	188	vs. Missouri Western	Nov. 6, 1993	Shane Kennedy	109	vs. Eastern Kentucky
Oct. 2, 1976	Jack Gokin	107	vs. Arkansas Tech	Nov. 13, 1993	Kelvin Anderson	187	vs. Kentucky State
Oct. 9, 1976	Jack Gokin	119	vs. Central Missouri	Nov. 20, 1993	Kelvin Anderson	126	vs. Tennessee State
Sept. 24, 1977	Jack Gokin	130	at Evansville	Sept. 24, 1994	Kelvin Anderson	112	vs. UT Martin
Oct. 8, 1977	Jack Gokin	145	at Central Missouri	Oct. 1, 1994	Kelvin Anderson	131	at Morehead State
Oct. 15, 1977	Jack Gokin	117	vs. Northwest Missouri	Oct. 15, 1994	Kelvin Anderson	132	at Southern Illinois
Oct. 15, 1977	Bill White	144	vs. Northwest Missouri	Sept. 23, 1995	Dione Tyler	149	at Austin Peay
Sept. 30, 1978	Doug Beard	125	vs. Arkansas Tech	Oct. 7, 1995	Dione Tyler	100	vs. Tennessee Tech
Nov. 11, 1978	Bill White	106	at Northwest Missouri	Oct. 28, 1995	Dione Tyler	144	at UT Martin
Nov. 11, 1978	Mike Wieser	186	at Northwest Missouri	Nov. 4, 1995	Stanley Parker	130	vs. Morehead State
Oct. 27, 1979	Ernest Edwards	190	at Lincoln	Nov. 18, 1995	Dione Tyler	169	vs. Tennessee State
Nov. 10, 1979	Ernest Edwards	142	vs. Northwest Missouri	Oct. 12, 1996	Britt Mirgaux	102	at Tennessee Tech
Sept. 20, 1980	Keith Hubbard	112	vs. Evansville	Nov. 2, 1996	Britt Mirgaux	103	vs. UT Martin
Sept. 20, 1980	Marlon Lee	116	vs. Evansville	Aug. 30, 1997	Riki Smith	112	vs. Lambuth
Oct. 4, 1980	Ernest Edwards	138	vs. Missouri State	Nov. 1, 1997	Aaron Layne	127	at Austin Peay
Oct. 25, 1980	Ernest Edwards	146	vs. Lincoln	Nov. 22, 1997	Corey Williams	136	vs. Tennessee State
Oct. 9, 1982	Jim Prestwood	100	at Truman State	Oct. 31, 1998	Corey Williams	185	vs. Middle Tennessee
Oct. 23, 1982	Ed Wachter	126	vs. Lincoln	Sept. 18, 1999	Mike Gross	104	at Murray State
Oct. 30, 1982	Jim Prestwood	105	at Northwest Missouri	Nov. 6, 1999	Broderick Benson	125	vs. Eastern Illinois
Oct. 8, 1983	Audwin Hudson	108	vs. Truman State	Nov. 13, 1999	Rashad West	135	vs. Tennessee State
Oct. 22, 1983	Marvin Johnson	131	at Lincoln	Sept. 1, 2001	Curtis Cooper	129	at Eastern Michigan
Sept. 8, 1984	Brian Brumley	111	vs. Central Arkansas	Sept. 15, 2001	Curtis Cooper	194	vs. Missouri State
Sept. 14, 1985	Anthony Jackson	104	at Central Arkansas	Sept. 29, 2001	Curtis Cooper	146	at Tennessee State
Oct. 12, 1985	Anthony Jackson	135	vs. Abilene Christian	Oct. 6, 2001	Curtis Cooper	216	vs. UT Martin
Nov. 9, 1985	Anthony Jackson	117	at Lincoln	Nov. 11, 2001	Curtis Cooper	129	vs. Quincy
Nov. 9, 1985	Brian Lattimore	163	at Lincoln	Aug. 29, 2002	Corey Kinsey	180	vs. Arkansas-Monticello
Sept. 20, 1986	Anthony Jackson	191	at UT Martin	Sept. 7, 2002	Corey Kinsey	132	at Southern Illinois
Oct. 18, 1986	Anthony Jackson	147	at Missouri S&T	Sept. 14, 2002	Keiki Misipeka	126	at Eastern Michigan
Nov. 15, 1986	Anthony Jackson	182	vs. Lincoln	Sept. 21, 2002	Corey Kinsey	108	at Missouri State
Sept. 5, 1987	Trent Lane	155	vs. Troy	Sept. 28, 2002	Keiki Misipeka	144	at Middle Tennessee
Sept. 26, 1987	Brian Lattimore	132	at Delta State	Oct. 26, 2002	Keiki Misipeka	100	at Murray State
Oct. 3, 1987	Percy Johnson	101	vs. Northwest Missouri	Oct. 26, 2002	Corey Kinsey	103	at Murray State
Nov. 7, 1987	Trent Lane	110	vs. Missouri S&T	Nov. 9, 2002	Corey Kinsey	102	at Eastern Kentucky
Sept. 3, 1988	Trent Lane	131	at Troy	Nov. 16, 2002	Corey Kinsey	101	vs. Samford
				Sept. 20, 2003	David Taufou	107	vs. UT Martin
				Nov. 8, 2003	Jamel Oliver	186	vs. Tennessee State
				Oct. 30, 2004	David Taufou	127	vs. UT Martin
				Oct. 22, 2005	Timmy Holloman	155	at Eastern Kentucky



Performance Lists

Nov. 21, 2005	Timmy Holloman	181	vs. Murray State	Oct. 3, 2015	Tremane McCullough	220	vs. Murray State
Sept. 9, 2006	John Radney	116	vs. Missouri S&T	Oct. 31, 2015	Tremane McCullough	138	vs. Tennessee Tech
Sept. 9, 2006	Timmy Holloman	149	vs. Missouri S&T	Nov. 7, 2015	Tremane McCullough	150	at Austin Peay
Oct. 28, 2006	Timmy Holloman	212	at Murray State	Nov. 21, 2015	Tremane McCullough	101	vs. UT Martin
Aug. 30, 2007	Victor Anderson	118	at Cincinnati	Sept. 3, 2016	Will Young	114	at Memphis
Sept. 8, 2007	Timmy Holloman	203	vs. Southwest Baptist	Sept. 10, 2016	Will Young	100	at Southern Illinois
Sept. 15, 2007	Timmy Holloman	141	vs. Indiana State	Oct. 22, 2016	Will Young	102	at Tennessee Tech
Sept. 22, 2007	Timmy Holloman	170	at Samford	Oct. 29, 2016	Will Young	154	vs. Austin Peay
Sept. 29, 2007	Timmy Holloman	133	vs. Eastern Illinois	Sept. 9, 2017	Marquis Terry	111	at Dayton
Oct. 25, 2007	Mike Jones	131	vs. Murray State	Sept. 30, 2017	Marquis Terry	184	vs. Eastern Kentucky
Nov. 17, 2007	Elton Peterson	120	vs. Jacksonville State	Oct. 14, 2017	Cameron Sanders	102	vs. Tennessee Tech
Sept. 27, 2008	Henry Harris	110	at Indiana State	Nov. 4, 2017	Marquis Terry	154	vs. UT Martin
Nov. 1, 2008	Timmy Holloman	107	vs. Eastern Kentucky	Nov. 11, 2017	Marquis Terry	116	at Tennessee State
Sept. 26, 2009	Mike Jones	101	at UT Martin	Sept. 8, 2018	Marquis Terry	202	vs. Dayton
Nov. 14, 2009	Mike Jones	113	vs. Murray State	Sept. 15, 2018	Marquis Terry	311	at Southern Illinois
Sept. 11, 2010	Henry Harris	113	at Murray State	Oct. 20, 2018	Marquis Terry	101	vs. Jacksonville State
Sept. 11, 2010	Matt Scheible	134	at Murray State	Oct. 27, 2018	Marquis Terry	123	at UT Martin
Sept. 18, 2010	Henry Harris	142	at Southern Illinois	Nov. 3, 2018	Marquis Terry	107	vs. Tennessee State
Sept. 25, 2010	Henry Harris	196	vs. Tennessee Tech	Nov. 10, 2018	Marquis Terry	120	at Murray State
Oct. 2, 2010	Henry Harris	179	at Eastern Illinois	Oct. 5, 2019	Zion Custis	117	vs. Tennessee Tech
Oct. 9, 2010	Matt Scheible	128	vs. Tennessee State	Nov. 2, 2019	Geno Hess	156	at Tennessee State
Oct. 9, 2010	Henry Harris	188	vs. Tennessee State	Oct. 30, 2020	Geno Hess	128	at Southern Illinois
Oct. 16, 2010	Matt Scheible	116	at Austin Peay	Oct. 30, 2020	Andrew Bunch	115	at Southern Illinois
Oct. 16, 2010	Henry Harris	152	at Austin Peay				
Oct. 23, 2010	Henry Harris	109	vs. Eastern Kentucky				
Nov. 6, 2010	Henry Harris	293	vs. Southwest Baptist				
Nov. 13, 2010	Henry Harris	134	at Jacksonville State				
Dec. 4, 2010	Henry Harris	108	at Eastern Washington				
Sept. 24, 2011	Levi Terrell	154	at Tennessee Tech				
Oct. 1, 2011	Levi Terrell	106	vs. Eastern Illinois				
Oct. 1, 2011	Matt Scheible	161	vs. Eastern Illinois				
Nov. 5, 2011	Matt Scheible	112	vs. Central Methodist				
Nov. 12, 2011	Matt Scheible	209	vs. Jacksonville State				
Sept. 8, 2012	Levi Terrell	128	vs. Mars Hill College				
Sept. 22, 2012	Levi Terrell	171	vs. Tennessee Tech				
Sept. 29, 2012	Levi Terrell	146	at Jacksonville State				
Oct. 13, 2012	Scott Lathrop	145	vs. Tennessee State				
Oct. 13, 2012	Levi Terrell	110	vs. Tennessee State				
Oct. 20, 2012	Levi Terrell	144	vs. UT Martin				
Oct. 27, 2012	Levi Terrell	137	at Austin Peay				
Oct. 27, 2012	Scott Lathrop	179	at Austin Peay				
Nov. 10, 2012	Scott Lathrop	102	at Eastern Illinois				
Nov. 17, 2012	Scott Lathrop	119	at Murray State				
Nov. 17, 2012	Levi Terrell	215	at Murray State				
Oct. 5, 2013	Lewis Washington	101	at Tennessee State				
Oct. 19, 2013	DeMichael Jackson	126	at Eastern Illinois				
Nov. 2, 2013	DeMichael Jackson	112	vs. Urbana				
Nov. 9, 2013	DeMichael Jackson	104	vs. Tennessee Tech				
Nov. 16, 2013	DeMichael Jackson	140	at Austin Peay				
Oct. 4, 2014	Lennies McFerren	115	vs. Tennessee State				
Oct. 11, 2014	DeMichael Jackson	104	at Murray State				
Oct. 25, 2014	Kyle Snyder	116	at Eastern Kentucky				
Nov. 8, 2014	DeMichael Jackson	172	at Tennessee Tech				
Nov. 15, 2014	DeMichael Jackson	122	vs. Austin Peay				
Sept. 12, 2015	DeMichael Jackson	186	vs. Southern Illinois				
Sept. 19, 2015	Tremane McCullough	114	at Indiana State				
Sept. 26, 2015	Tremane McCullough	166	vs. Shorter				

100-Yard Receiving Games (Since 1969)

Date	Player	Yards	Opponent
Oct. 4, 1969	Art Miller	211	at Evansville
Oct. 24, 1970	Art Miller	134	at Bradley
Nov. 11, 1972	David Newberry	106	at Missouri S&T
Nov. 18, 1972	David Newberry	116	vs. Central Missouri
Sept. 15, 1973	Ed Slaughter	125	vs. Missouri Southern
Sept. 29, 1973	Ed Slaughter	173	at Evansville
Oct. 13, 1973	Ed Slaughter	138	vs. Truman State
Nov. 9, 1974	Carl Gross	144	vs. Central Missouri
Oct. 25, 1975	Terry Slattery	104	vs. Missouri Western
Nov. 19, 1977	Michael Tindall	118	at Lincoln
Oct. 4, 1980	Doug Beard	152	vs. Missouri State
Nov. 8, 1980	Doug Beard	136	at Missouri S&T
Sept. 24, 1983	Marvin Johnson	111	at Delta State
Oct. 8, 1983	David Stewart	109	vs. Truman State
Sept. 8, 1984	David Jackson	112	vs. Central Arkansas
Sept. 15, 1984	Gregg Parker	105	at Murray State
Oct. 27, 1984	David Jackson	117	at Northwest Missouri
Nov. 10, 1984	David Jackson	165	vs. Lincoln
Oct. 26, 1985	David Jackson	181	vs. Northwest Missouri
Nov. 16, 1985	Ralph Jefferson	103	vs. Truman State
Nov. 16, 1985	Rick Aeilts	107	vs. Truman State
Sept. 19, 1987	Lorenzo Gathers	112	vs. UT Martin
Oct. 24, 1987	Lorenzo Gathers	131	at Southwest Baptist
Sept. 10, 1988	Lorenzo Gathers	130	vs. Murray State
Oct. 8, 1988	Rick Aeilts	102	at Truman State
Oct. 22, 1988	Lorenzo Gathers	162	vs. Missouri S&T
Nov. 12, 1988	Rick Aeilts	119	vs. Southwest Baptist
Sept. 16, 1989	Farron Harley	103	vs. Mississippi College
Sept. 30, 1989	Farron Harley	139	vs. Pittsburg State
Oct. 21, 1989	Darrell Philon	157	at Truman State



Performance Lists

Nov. 4, 1989	Darrell Philon	108	at Central Missouri	Nov. 14, 2009	Chantae Ahamefule	150	vs. Murray State
Nov. 11, 1989	Farron Harley	178	vs. Lincoln	Sept. 11, 2010	Miles Edwards	100	at Murray State
Sept. 29, 1990	Ches Salyer	119	at Pittsburg State	Sept. 24, 2011	D.J. Foster	115	at Tennessee Tech
Oct. 13, 1990	Darrell Philon	142	at Washburn	Oct. 15, 2011	Spencer Davis	116	at Eastern Kentucky
Oct. 27, 1990	Ches Salyer	116	at Missouri Western	Sept. 22, 2012	D.J. Foster	101	vs. Tennessee Tech
Nov. 3, 1990	Ches Salyer	139	vs. Central Missouri	Sept. 21, 2013	Paul McRoberts	133	vs. Southern Illinois
Aug. 31, 1991	Darrell Philon	160	vs. Southern Illinois	Oct. 12, 2013	D.J. Foster	109	vs. Murray State
Sept. 28, 1991	Darrell Philon	109	at Austin Peay	Nov. 2, 2013	Peter Lloyd	109	vs. Urbana
Oct. 12, 1991	Aaron Layton	101	vs. Tennessee Tech	Sept. 6, 2014	Paul McRoberts	173	at Kansas
Oct. 19, 1991	Darrell Philon	119	vs. Tennessee State	Sept. 27, 2014	Peter Lloyd	179	at UT Martin
Oct. 24, 1992	Aaron Layton	158	vs. Middle Tennessee	Oct. 25, 2014	Peter Lloyd	104	at Eastern Kentucky
Nov. 7, 1992	Aaron Layton	144	at Morehead State	Nov. 15, 2014	Paul McRoberts	117	vs. Austin Peay
Nov. 14, 1992	Aaron Layton	153	vs. Illinois State	Nov. 15, 2014	Spencer Davis	102	vs. Austin Peay
Nov. 21, 1992	Glenn Krupa	117	at Tennessee State	Nov. 22, 2014	Paul McRoberts	135	vs. Jacksonville State
Oct. 7, 1995	Renaldo Lampkins	116	vs. Tennessee Tech	Sept. 19, 2015	Paul McRoberts	100	at Indiana State
Nov. 15, 1997	Mitch Fryer	125	vs. Southern Illinois	Oct. 3, 2015	Paul McRoberts	169	vs. Murray State
Oct. 30, 1999	John Borne	118	at UT Martin	Oct. 10, 2015	Paul McRoberts	132	at Eastern Illinois
Nov. 13, 1999	John Borne	106	vs. Tennessee State	Nov. 14, 2015	Tremane McCullough	104	at Jacksonville State
Sept. 9, 2000	Leslie Weaver	153	at Southern Illinois	Nov. 21, 2015	Paul McRoberts	127	vs. UT Martin
Nov. 18, 2000	Leslie Weaver	126	at Tennessee State	Sept. 10, 2016	Adrian Davis	103	at Southern Illinois
Sept. 1, 2001	Willie Ponder	120	at Eastern Michigan	Oct. 8, 2016	Tremane McCullough	103	at Eastern Kentucky
Sept. 8, 2001	Willie Ponder	121	at Southern Illinois	Oct. 22, 2016	Kristian Wilkerson	116	at Tennessee Tech
Sept. 8, 2001	Adrian Sanders	190	at Southern Illinois	Nov. 12, 2016	Kristian Wilkerson	131	at UT Martin
Sept. 15, 2001	Willie Ponder	170	vs. Missouri State	Sept. 9, 2017	Trevon Billington	135	at Dayton
Sept. 22, 2001	Willie Ponder	175	at Illinois State	Sept. 23, 2017	Kristian Wilkerson	134	at Eastern Illinois
Sept. 29, 2001	Willie Ponder	108	at Tennessee State	Oct. 14, 2017	Kristian Wilkerson	109	vs. Tennessee Tech
Oct. 20, 2001	Willie Ponder	110	vs. Murray State	Sept. 8, 2018	Zack Smith	122	vs. Dayton
Nov. 10, 2001	Adrian Sanders	103	vs. Quincy	Oct. 6, 2018	Jerrick Orr	121	at Tennessee Tech
Nov. 10, 2001	Willie Ponder	106	vs. Quincy	Oct. 6, 2018	Colby Cornett	115	at Tennessee Tech
Aug. 29, 2002	Willie Ponder	103	vs. Arkansas-Monticello	Oct. 13, 2018	Jerrick Orr	163	vs Austin Peay
Sept. 7, 2002	Willie Ponder	101	at Southern Illinois	Oct. 27, 2018	Kristian Wilkerson	263	at UT Martin
Sept. 14, 2002	Chris NesSmith	114	at Eastern Michigan	Nov. 3, 2018	Kristian Wilkerson	129	vs. Tennessee State
Sept. 14, 2002	Willie Ponder	121	at Eastern Michigan	Aug. 29, 2019	Kristian Wilkerson	146	vs. Southern Illinois
Sept. 21, 2002	Willie Ponder	137	at Missouri State	Oct. 5, 2019	Kristian Wilkerson	124	vs. Tennessee Tech
Oct. 5, 2002	Tarik Simpson	103	vs. Tennessee State	Oct. 12, 2019	Kristian Wilkerson	122	at Austin Peay
Oct. 5, 2002	Willie Ponder	121	vs. Tennessee State	Oct. 19, 2019	Kristian Wilkerson	129	at Jacksonville State
Oct. 12, 2002	Willie Ponder	104	at UT Martin	Oct. 26, 2019	Aaron Alston	101	vs. UT Martin
Oct. 12, 2002	Tarik Simpson	118	at UT Martin	Nov. 2, 2019	Kristian Wilkerson	111	at Tennessee State
Oct. 19, 2002	Willie Ponder	153	vs. Eastern Illinois	Nov. 9, 2019	Kristian Wilkerson	254	Eastern Kentucky
Nov. 9, 2002	Willie Ponder	185	at Eastern Kentucky	Feb. 28, 2021	Johnny King	115	at Eastern Illinois
Nov. 16, 2002	Tarik Simpson	115	vs. Samford				
Nov. 16, 2002	Willie Ponder	195	vs. Samford				
Sept. 20, 2003	Jamel Oliver	110	vs. Missouri State				
Sept. 27, 2003	Anthony Gilliam	104	at Samford				
Oct. 4, 2003	Ray Goodson	108	vs. Eastern Illinois				
Oct. 18, 2003	Brandon Amick	111	at Eastern Kentucky				
Nov. 22, 2003	Brandon Amick	156	vs. Jacksonville State				
Sept. 11, 2004	Brian Matthews	115	at Bowling Green				
Sept. 18, 2004	Ray Goodson	104	at Central Michigan				
Oct. 2, 2004	T.J. Milcic	145	at Eastern Illinois				
Sept. 29, 2005	Samora Goodson	127	at Samford				
Nov. 5, 2005	T.J. Milcic	117	at UT Martin				
Nov. 19, 2005	T.J. Milcic	114	at Tennessee Tech				
Nov. 3, 2007	Miles Edwards	131	vs. Austin Peay				
Aug. 28, 2008	Miles Edwards	204	vs. Southwest Baptist				
Oct. 4, 2008	Walter Peoples	110	at Jacksonville State				
Nov. 1, 2008	Walter Peoples	154	vs. Eastern Kentucky				

250-Yard Passing Games (Since 1973)

Date	Player	Yards	Opponent
Oct. 13, 1973	Lance Brune	301	vs. Truman State
Nov. 17, 1973	Lance Brune	271	at Central Missouri
Sept. 1, 1979	Joe Young	253	vs. Murray State
Oct. 4, 1980	Joe Young	323	vs. Missouri State
Oct. 16, 1982	Jim Prestwood	282	vs. Northern Iowa
Sept. 24, 1983	Jim Prestwood	287	at Delta State
Oct. 26, 1985	Jeff Brown	333	vs. Northwest Missouri
Nov. 16, 1985	Jeff Brown	372	vs. Truman State
Aug. 30, 1986	Jeff Brown	307	at Mississippi College
Sept. 27, 1986	Jeff Brown	296	vs. Delta State
Sept. 26, 1987	Jeff Brown	273	at Delta State
Oct. 24, 1987	Jeff Brown	304	at Southwest Baptist
Oct. 8, 1988	Jim Eustice	266	at Truman State

Nov. 12, 1988	Jim Eustice	277	vs. Southwest Baptist	Oct. 6, 2018	Daniel Santacaterina	395	at Tennessee Tech
Sept. 30, 1989	Jim Eustice	273	vs. Pittsburg State	Oct. 13, 2018	Daniel Santacaterina	344	vs. Austin Peay
Oct. 21, 1989	Jim Eustice	339	at Truman State	Oct. 27, 2018	Daniel Santacaterina	386	at UT Martin
Oct. 28, 1989	Jim Eustice	275	vs. Missouri Western	Nov. 3, 2018	Daniel Santacaterina	306	vs. Tennessee State
Nov. 11, 1989	Jim Eustice	268	vs. Lincoln	Sept. 21, 2019	Daniel Santacaterina	279	vs. West Virginia State
Sept. 1, 1990	Jason Liley	266	vs. Southwest Baptist	Nov. 2, 2019	Daniel Santacaterina	291	at Tennessee State
Sept. 22, 1990	Jason Liley	316	vs. Northwest Missouri	Nov. 9, 2019	Daniel Santacaterina	295	vs. Eastern Kentucky
Sept. 29, 1990	Jason Liley	349	at Pittsburg State	Feb. 28, 2021	Andrew Bunch	302	at Eastern Illinois
Oct. 13, 1990	Jason Liley	307	at Washburn	Top 20 Single-Game Rushing Yards			
Oct. 27, 1990	Jason Liley	359	at Missouri Western	<u>Date</u>	<u>Player</u>	<u>Yards</u>	<u>Opponent</u>
Nov. 3, 1990	Jason Liley	261	vs. Central Missouri	Sept. 15, 2018	Marquis Terry	311	at Southern Illinois
Aug. 31, 1991	Jason Liley	256	vs. Southern Illinois	Nov. 6, 2010	Henry Harris	293	vs. Southwest Baptist
Sept. 28, 1991	Jason Liley	275	at Austin Peay	Nov. 8, 1969	Al Holmes	254	vs. Truman State
Oct. 12, 1991	Eric Cohoon	283	vs. Tennessee Tech	Sept. 23, 1989	Brian Lattimore	241	at Northwest Missouri
Oct. 19, 1991	Eric Cohoon	250	vs. Tennessee State	Sept. 3, 1992	Kelvin Anderson	222	vs. Murray State
Sept. 12, 1992	Jason Liley	270	at Southern Illinois	Oct. 3, 2015	Tremane McCullough	220	vs. Murray State
Sept. 26, 1992	Jason Liley	256	vs. Austin Peay	Oct. 6, 2001	Curtis Cooper	216	vs. UT Martin
Oct. 24, 1992	Jason Liley	288	vs. Middle Tennessee	Oct. 28, 2006	Timmy Holloman	212	at Murray State
Nov. 14, 1992	Jason Liley	317	vs. Illinois State	Nov. 12, 2011	Matt Scheible	209	vs. Jacksonville State
Oct. 7, 1995	Shane Kennedy	314	vs. Tennessee Tech	Oct. 31, 2002	Kelvin Anderson	207	vs. UT Martin
Oct. 30, 1999	Rashad West	260	at UT Martin	Sept. 8, 2007	Timmy Holloman	203	vs. Southwest Baptist
Sept. 8, 2001	Jeromy McDowell	391	at Southern Illinois	Sept. 25, 2010	Henry Harris	196	vs. Tennessee Tech
Sept. 15, 2001	Jeromy McDowell	322	vs. Missouri State	Oct. 30, 1993	Kelvin Anderson	196	at Austin Peay
Oct. 20, 2001	Jeromy McDowell	303	vs. Murray State	Sept. 15, 2001	Curtis Cooper	194	vs. Missouri State
Sept. 14, 2002	Jack Tomco	298	at Eastern Michigan	Sept. 20, 1986	Anthony Jackson	191	at UT Martin
Sept. 21, 2002	Jack Tomco	297	at Missouri State	Oct. 27, 1979	Ernest Edwards	190	at Lincoln
Oct. 5, 2002	Jack Tomco	300	vs. Tennessee State	Oct. 9, 2010	Henry Harris	188	vs. Tennessee State
Oct. 12, 2002	Jack Tomco	429	at UT Martin	Oct. 25, 1975	Jack Gokin	188	vs. Missouri Western
Oct. 19, 2002	Jack Tomco	260	vs. Eastern Illinois	Nov. 13, 1993	Kelvin Anderson	187	vs. Kentucky State
Nov. 9, 2002	Jack Tomco	283	at Eastern Kentucky	Sept. 12, 2015	DeMichael Jackson	186	vs. Southern Illinois
Nov. 16, 2002	Jack Tomco	358	vs. Samford	Top 20 Single-Game Receiving Yards			
Sept. 27, 2003	Jack Tomco	291	at Samford	<u>Date</u>	<u>Player</u>	<u>Yards</u>	<u>Opponent</u>
Oct. 18, 2003	Jack Tomco	352	at Eastern Kentucky	Oct. 27, 2018	Kristian Wilkerson	263	at UT Martin
Nov. 15, 2003	Jack Tomco	353	at Tennessee Tech	Nov. 9, 2019	Kristian Wilkerson	254	vs. Eastern Kentucky
Nov. 22, 2003	Andrew Goodenough	407	vs. Jacksonville State	Oct. 4, 1969	Art Miller	211	at Evansville
Sept. 11, 2004	Andrew Goodenough	269	at Bowling Green	Aug. 28, 2008	Miles Edwards	204	vs. Southwest Baptist
Sept. 18, 2004	Andrew Goodenough	304	at Central Michigan	Nov. 16, 2002	Willie Ponder	195	vs. Samford
Sept. 25, 2004	Andrew Goodenough	327	vs. Samford	Sept. 8, 2001	Adrian Sanders	190	at Southern Illinois
Oct. 2, 2004	Andrew Goodenough	321	at Eastern Illinois	Nov. 9, 2002	Willie Ponder	185	at Eastern Kentucky
Oct. 16, 2004	Andrew Goodenough	339	vs. Eastern Kentucky	Oct. 26, 1985	David Jackson	181	vs. Northwest Missouri
Oct. 23, 2004	Andrew Goodenough	263	at Murray State	Sept. 27, 2014	Peter Lloyd	179	at UT Martin
Nov. 6, 2004	Andrew Goodenough	292	at Tennessee State	Nov. 11, 1989	Farron Harley	178	vs. Lincoln
Nov. 13, 2004	Andrew Goodenough	250	vs. Tennessee Tech	Sept. 22, 2001	Willie Ponder	175	



Performance Lists

Top 20 Single-Game Passing Yards

<u>Date</u>	<u>Player</u>	<u>Yards</u>	<u>Opponent</u>
Oct. 12, 2002	Jack Tomco	429	at UT Martin
Nov. 22, 2003	Andrew Goodenough	407	vs. Jacksonville State
Oct. 6, 2018	Daniel Santacaterina	395	at Tennessee Tech
Sept. 8, 2001	Jeromy McDowell	391	at Southern Illinois
Aug. 28, 2008	Houston Lillard	387	vs. Southwest Baptist
Oct. 27, 2018	Daniel Santacaterina	386	at UT Martin
Nov. 16, 1985	Jeff Brown	372	vs. Truman State
Oct. 27, 1990	Jason Liley	359	at Missouri Western
Nov. 16, 2002	Jack Tomco	358	vs. Samford
Nov. 15, 2003	Jack Tomco	353	at Tennessee Tech
Oct. 18, 2003	Jack Tomco	352	at Eastern Kentucky
Sept. 29, 1990	Jason Liley	349	at Pittsburg State
Oct. 21, 2017	Jesse Hosket	348	at Austin Peay
Oct. 13, 2018	Daniel Santacaterina	344	vs. Austin Peay
Oct. 16, 2004	Andrew Goodenough	339	vs. Eastern Kentucky
Oct. 21, 1989	Jim Eustice	339	at Truman State
Nov. 15, 2014	Kyle Snyder	334	vs. Austin Peay
Oct. 26, 1985	Jeff Brown	333	vs. Northwest Missouri
Sept. 20, 2008	Houston Lillard	331	vs. Missouri State
Sept. 25, 2004	Andrew Goodenough	327	vs. Samford

Sept. 21, 2013	Paul McRoberts	75 (TD)	vs. Southern Illinois
Nov. 14, 2009	Chantae Ahamefule	75 (TD)	vs. Murray State
Sept. 8, 2018	Zack Smith	73 (TD)	vs. Dayton
Oct. 30, 2004	Antonio Scaife	73	vs. UT Martin
Oct. 24, 1998	Corey Williams	73 (TD)	at Missouri State

Longest Kickoff Returns

<u>Date</u>	<u>Player</u>	<u>Yards</u>	<u>Opponent</u>
Nov. 14, 2015	Cameron Sanders	99 (TD)	at Jacksonville State
Nov. 17, 2018	Zion Custis	97 (TD)	vs. Eastern Illinois
Oct. 12, 1985	David Jackson	97 (TD)	vs. Abilene Christian
Nov. 3, 1979	Keith Hubbard	96 (TD)	vs. Truman State
Sept. 23, 2017	Cameron Sanders	93 (TD)	at Eastern Illinois
Oct. 29, 2016	Cameron Sanders	93 (TD)	vs. Austin Peay
Oct. 19, 2013	Spencer Davis	93 (TD)	at Eastern Illinois
Nov. 6, 2004	Romae Rucker	85 (TD)	at Tennessee State
Sept. 27, 2008	Jacob McKinley	85	at Indiana State
Sept. 3, 2009	Jacob McKinley	80	vs. Quincy
Sept. 23, 2000	Curtis Cooper	79	vs. Western Kentucky
Oct. 16, 2010	Henry Harris	71	at Austin Peay
Nov. 6, 1999	Brian Hinton	69	vs. Eastern Illinois

Longest Punt Returns

<u>Date</u>	<u>Player</u>	<u>Yards</u>	<u>Opponent</u>
1962	Lyman Brown	86 (TD)	vs. Northwest Missouri
Sept. 22, 2001	Curtis Cooper	70 (TD)	at Illinois State
Oct. 31, 2015	Paul McRoberts	69 (TD)	vs. Tennessee Tech
Sept. 9, 2000	Curtis Cooper	66 (TD)	at Southern Illinois
Aug. 28, 2014	Spencer Davis	61	vs. Missouri Baptist
Nov. 1, 2003	Antonio Scaife	58	at UT Martin
Sept. 7, 2019	Zack Smith	52	at Montana State
Nov. 16, 2019	Shabari Davis	46 (TD)	at Eastern Illinois
Sept. 6, 2003	Antonio Scaife	45	vs. Southern Illinois
Oct. 5, 2002	Chris NesSmith	44 (TD)	vs. Tennessee State

Longest Interception Returns

<u>Date</u>	<u>Player</u>	<u>Yards</u>	<u>Opponent</u>
Sept. 22, 2012	Branden Spann	100 (TD)	vs. Tennessee Tech
Sept. 8, 2007	Eddie Calvin	100 (TD)	vs. Southwest Baptist
Nov. 10, 2018	Justin Swift	76 (TD)	at Murray State
Oct. 10, 2009	Bryan Blanfort	69 (TD)	vs. Austin Peay
Oct. 16, 2010	Tylor Brock	67	at Austin Peay
Sept. 17, 2005	Kellin White	64 (TD)	at Missouri State
Sept. 8, 2012	Tylor Brock	64	vs. Mars Hill College
Oct. 25, 2014	DeMichael Jackson,	63	at Eastern Kentucky
	Travis Sanders, David Coley		
Sept. 9, 2006	Todshon Jones	63	vs. Missouri S&T
Aug. 28, 2008	Eddie Calvin	62	vs. Southwest Baptist
Nov. 23, 2019	Zach Hall	61 (TD)	vs. Murray State
Oct. 30, 2004	Kellin White	61 (TD)	vs. UT Martin
Nov. 8, 2003	Kellin White	60 (TD)	vs. Tennessee State

Longest Rushing Plays

<u>Date</u>	<u>Player</u>	<u>Yards</u>	<u>Opponent</u>
Oct. 5, 2013	Lewis Washington	99 (TD)	at Tennessee State
Sept. 3, 1992	Kelvin Anderson	96 (TD)	vs. Murray State
Sept. 8, 2018	Marquis Terry	95 (TD)	vs. Dayton
Nov. 8, 2003	Jamel Oliver	82 (TD)	vs. Tennessee State
Oct. 31, 2015	Tremaine McCullough	81 (TD)	vs. Tennessee Tech
Sept. 19, 2015	Tay Bender	80 (TD)	at Indiana State
Oct. 25, 2003	Chaun Tate	80 (TD)	vs. Murray State
Sept. 28, 2002	Keiki Misipeka	78 (TD)	at Middle Tennessee
Sept. 30, 2017	Cameron Sanders	77 (TD)	vs. Eastern Kentucky
Oct. 28, 2006	Timmy Holloman	76 (TD)	at Murray State
Nov. 6, 1999	Broderick Benson	75 (TD)	vs. Eastern Illinois
Sept. 15, 2018	Marquis Terry	74 (TD)	at Southern Illinois
Nov. 2, 2019	Geno Hess	73 (TD)	at Tennessee State
Oct. 1, 2011	Matt Scheible	71 (TD)	vs. Eastern Illinois
Oct. 14, 2017	Cameron Sanders	70 (TD)	vs. Tennessee Tech
Oct. 30, 2004	David Taufoou	69 (TD)	vs. UT Martin

Longest Receptions

<u>Date</u>	<u>Player</u>	<u>Yards</u>	<u>Opponent</u>
Oct. 8, 1983	David Stewart	94 (TD)	vs. Truman State
Nov. 10, 2001	Adrian Sanders	93	vs. Quincy
Oct. 15, 2011	Spencer Davis	82	at Eastern Kentucky
Oct. 19, 2019	Kristian Wilkerson	80 (TD)	at Jacksonville State
Aug. 28, 2008	Miles Edwards	80 (TD)	vs. Southwest Baptist
Nov. 5, 2005	T.J. Milcic	80 (TD)	at UT Martin
Sept. 22, 2001	Willie Ponder	80 (TD)	at Illinois State
Oct. 12, 2013	D.J. Foster	78 (TD)	vs. Murray State
Nov. 22, 2003	Brandon Amick	76	vs. Jacksonville State



Performance Lists

Longest Fumble Returns

Date	Player	Yards	Opponent
Oct. 27, 2012	Branden Spann	98 (TD)	at Austin Peay
Sept. 16, 2000	Rodney Woodall	80 (TD)	vs. Illinois State
Aug. 31, 1995	Greg Klund	80 (TD)	vs. Southern Illinois
Oct. 5, 2013	Cantrell Andrews	68 (TD)	at Tennessee State
Nov. 10, 2018	Justin Swift	60 (TD)	at Murray State
Dec. 4, 2010	Taylor West	59	at Eastern Washington
Nov. 10, 2007	Victor Anderson	45 (TD)	at Missouri State
Sept. 27, 2003	Brandon Bohnert	45	at Samford
Nov. 10, 2007	Nick Stauffer	44	at Missouri State
Sept. 7, 2013	Cantrell Andrews	43	at Ole Miss
Sept. 12, 1998	Jeremy Atwell	39 (TD)	vs. Indiana State
Dec. 1, 2018	Demarcus Rogers	33 (TD)	at Weber State
Aug. 29, 2002	Nate Johnston	33	vs. Arkansas-Monticello
Sept. 17, 2011	Ben Kargbo	24	at Purdue
Nov. 12, 2005	Justin Komondoreas	23	vs. Tennessee State
Oct. 4, 2003	Ricky Farmer	21	vs. Eastern Illinois

Nov. 17, 2018	Kendrick Tiller	48	vs. Eastern Illinois
Sept. 22, 2007	Doug Spada	48	at Samford

Tackles

Date	Player	Tackles	Opponent
Oct. 16, 1982	Wayne James	27	vs. Northern Iowa
Oct. 24, 1987	Ken Miller	23	at Southwest Baptist
Sept. 1, 2018	Zach Hall	22	at Arkansas State
Sept. 12, 1992	Joe Divis	22	at Southern Illinois
Oct. 25, 2008	Nick Stauffer	21	vs. Tennessee State
Nov. 8, 2008	Nick Stauffer	20	at Murray State
Sept. 29, 2007	Adam Casper	20	vs. Eastern Illinois
Oct. 7, 2006	Adam Casper	20	at Eastern Illinois
Oct. 28, 2000	Ricky Farmer	20	vs. UT Martin
Sept. 16, 2000	Isaac Powell	20	vs. Illinois State
Sept. 9, 2000	Joe Williams	20	at Southern Illinois

Passing Attempts

Date	Player	Attempts	Opponent
Sept. 10, 2005	Mike Haley	61	at Kent State
Oct. 16, 2004	Andrew Goodenough	57	vs. Eastern Kentucky
Nov. 6, 2004	Andrew Goodenough	54	at Tennessee State
Sept. 18, 2004	Andrew Goodenough	50	at Central Michigan
Oct. 2, 2004	Andrew Goodenough	49	at Eastern Illinois
Nov. 13, 2004	Andrew Goodenough	48	vs. Tennessee Tech
Nov. 19, 2005	Mike Haley	47	at Tennessee Tech
Nov. 11, 2000	Rashad West	47	at Missouri State
Nov. 22, 2003	Andrew Goodenough	45	vs. Jacksonville State
Nov. 15, 2003	Jack Tomco	45	at Tennessee Tech
Sept. 21, 2002	Jack Tomco	45	at Missouri State

Rushing Attempts

Date	Player	Attempts	Opponent
Oct. 30, 1993	Kelvin Anderson	40	at Austin Peay
Nov. 6, 2010	Henry Harris	35	vs. Southwest Baptist
Oct. 16, 2010	Henry Harris	35	at Austin Peay
Nov. 17, 2007	Elton Peterson	33	vs. Jacksonville State
Sept. 15, 2007	Timmy Holloman	33	vs. Indiana State
Sept. 25, 2010	Henry Harris	32	vs. Tennessee Tech
Sept. 30, 2017	Marquis Terry	31	vs. Eastern Kentucky
Oct. 29, 2005	Timmy Holloman	31	vs. Murray State
Oct. 22, 2005	Timmy Holloman	31	at Eastern Kentucky
Oct. 6, 2001	Curtis Cooper	31	vs. UT Martin

Longest Return on Blocked Field Goal

Date	Player	Yards	Opponent
Oct. 20, 2018	Bydarrius Knighten	85 (TD)	vs. Jacksonville State

Longest Punts

Date	Player	Yards	Opponent
Oct. 4, 2003	David Simonhoff	83	vs. Eastern Illinois
Oct. 30, 2004	David Simonhoff	82	vs. UT Martin
Sept. 29, 2005	David Simonhoff	80	at Samford
Oct. 14, 2017	Jake Reynolds	78	vs. Tennessee Tech
Oct. 14, 2006	David Simonhoff	75	at Arkansas
Oct. 23, 2004	David Simonhoff	74	at Murray State
Nov. 10, 2007	Doug Spada	73	at Missouri State
Sept. 25, 2004	David Simonhoff	73	vs. Samford
Nov. 12, 2011	Joe Vucic	72	vs. Jacksonville State
Oct. 20, 2018	Jake Reynolds	71	vs. Jacksonville State
Sept. 9, 2006	David Simonhoff	71	vs. Missouri S&T
Oct. 30, 2004	David Simonhoff	71	vs. UT Martin
Oct. 2, 2004	David Simonhoff	71	at Eastern Illinois

Longest Field Goals

Date	Player	Yards	Opponent
1975	Mike Wood	61	vs. Lincoln
Sept. 7, 2019	Kendrick Tiller	55	at Montana State
Oct. 4, 2014	Ryan McCrum	55	vs. Tennessee State
Sept. 20, 2014	Ryan McCrum	54	vs. Southeastern La.
Sept. 2, 2010	Drew Geldbach	53	at Ball State
Sept. 26, 2009	Doug Spada	53	at UT Martin
Oct. 11, 2014	Ryan McCrum	52	at Murray State
Oct. 22, 2016	Ryan McCrum	51	at Tennessee Tech
Oct. 18, 2014	Ryan McCrum	51	vs. Eastern Illinois
Nov. 6, 2004	Derek Kutz	51	at Tennessee State
Oct. 8, 2016	Ryan McCrum	50	at Eastern Kentucky
Oct. 31, 2015	Ryan McCrum	50	vs. Tennessee Tech
Oct. 29, 2011	Drew Geldbach	50	at UT Martin
Oct. 20, 2007	Doug Spada	50	vs. Murray State
Sept. 8, 2007	Doug Spada	49	vs. Southwest Baptist
Oct. 27, 2012	Drew Geldbach	49	at Austin Peay



#25 Southeast Missouri 17 #24 Southern Illinois 20

October 30, 2020 • Saluki Stadium • Carbondale, Ill.

CARBONDALE, Ill. – Nick Gualdoni kicked a 27-yard field goal as time expired to give #24 Southern Illinois a 20-17 victory over #25 Southeast Missouri in the annual “War for the Wheel” game at Saluki Stadium.

The 88th meeting between the longtime rivals came down to the final seconds in the only fall contest for both teams.

SIU scored 10 fourth-quarter points against a Redhawk defense that was outstanding all night before showing signs of fatigue during the Salukis final two scoring drives.

Kare Lyles completed an 18-yard touchdown pass to Avonte Cox to put SIU ahead, 17-14, with 8:47 remaining in the game.

On SEMO's next possession, Kendrick Tiller ended a 9-play, 57-yard drive with a 32-yard field goal to tie the game at 17-17.

SIU and SEMO each punted before the Salukis took over on downs at their own 37-yard line. Lyles connected with Cox for a 22-yard completion and threw a 19-yard pass to Romeir Elliott to move SIU into the red zone.

Gualdoni kicked the game-winner immediately following a SEMO timeout with two seconds on the clock.

SEMO scored the game's first points on a 2-yard run by Geno Hess. Hess set up his own touchdown after ripping off a 64-yard run down the far sideline. His seventh career touchdown gave the Redhawks a 7-0 lead with 3:27 in the first quarter.

The Redhawk defense held SIU to only a field goal as SEMO held a 7-3 advantage at the half. SEMO outgained SIU, 184-81, on the ground in the game's opening 30 minutes.

SIU intercepted Andrew Bunch for the second time in its own end zone and covered 65 yards in six plays to take its first lead of the night with just

under five minutes left in the third quarter. Williams Jr. dashed 40 yards to put the Salukis ahead 10-7.

On the ensuing kickoff, the Salukis tried to catch SEMO off guard with an onside kick, but LaDarius Rule recovered in excellent field position at the SIU 47-yard line.

Zion Custis ran for a combined 17 yards on back-to-back carries to get the Redhawks to SIU's 26. Three plays later, Bunch threw a nice 21-yard touchdown pass to Johnny King to grab SEMO a 14-10 lead at the 2:21 mark of the third quarter.

SEMO piled up 281 rushing yards averaging over six per carry (6.1). The Redhawks also committed seven penalties for 71 yards.

Hess ran for 128 yards and a touchdown on 16 attempts. It was the second 100-yard game of his career.

In his first career start under center at SEMO, Bunch completed 6-of-15 passes for 53 yards and a touchdown, and rushed for 115 yards on nine carries. He became the first SEMO quarterback to rush for over 100 yards in a game since Kyle Snyder finished with 116 yards at Eastern Kentucky on Oct. 25, 2014.

Defensively, SEMO had two takeaways with Shabari Davis and Lawrence Johnson each getting an interception. For Johnson, the pick was the first of his career. Johnson, Bydarrius Knighten and Mike Matthews all tallied seven tackles.

Score by Quarters	1	2	3	4	OT	Score	
#25 Southeast Missouri	7	0	7	3	-	17	Record: 0-1
#24 Southern Illinois	0	3	7	10	-	20	Record: 1-0

Scoring Summary

1st	3:27	SEMO	Hess 2 yd run (Tiller kick)
2nd	11:37	SIU	Gualdoni 23 yd field goal
3rd	4:57	SIU	Williams Jr. 40 yd run (Gualdoni kick)
	2:21	SEMO	King 21 yd pass from Bunch (Tiller kick)
4th	8:47	SIU	Cox 18 yd pass from Lyles (Gualdoni kick)
	4:16	SEMO	Tiller 32 yd field goal
	0:00	SIU	Gualdoni 27 yd field goal

	SEMO	SIU
First Downs	15	22
Rushes-Yards (Net)	46-281	46-260
Passing Yards (Net)	53	152
Passes Comp-Att-Int	6-15-2	15-27-2
Total Offense Plays-Yards	61-334	73-412
Fumble Returns-Yards-TD	0-0-0	0-0-0
Punt Returns-Yards-TD	1-2-0	3-30-0
Kickoff Returns-Yards-TD	2-28-0	3-65-0
Interceptions-Yards-TD	2-53-0	2-0-0
Punts (Number-Avg)	6-40.7	5-43.0
Fumbles-Lost	2-0	0-0
Penalties-Yards	7-71	5-45
Possession Time	30:24	29:36
Third-Down Conversions	3-11	9-16
Fourth-Down Conversions	1-1	0-1
Red-Zone Scores-Chances	2-2	3-3
Sacks By: Number-Yards	0-0	1-3

Game

1



Rushing (Att.-Yds.-TD): SEMO - Hess, Geno 16-128-1; Bunch, Andrew 9-115-0; Custis, Zion 15-44-0; Alston, Aaron 2-2-0; Smith, Zack 2-2-0; TEAM 2-10-0. SIU - Williams Jr., Javon 23-135-1; Elliott Romeir 15-77-0; Cox, Avante 3-21-0; Lyles, Kare 3-19-0; Strong, Justin 2-8-0.

Passing (C-A-I-TD-Yds.): SEMO - Bunch, Andrew 6-15-2-1-53. SIU - Lyles, Kare 15-27-2-1-152.

Receiving (No.-Yds.-TD): SEMO - King, Johnny 2-34-1; Alston, Aaron 2-11-0; Smith, Zack 1-4-0; Cornett, Colby 1-4-0. SIU - Cox, Avante 9-74-1; Lenoir, Landon 3-26-0; Strong, Justin 1-30-0; Combs, Branson 1-15-0; Rollins, Jerron 1-7-0.

Leading Tacklers: SEMO - Mike Matthews, 7; Johnson, Lawrence 7; Knighten, Bydarrius 7. SIU - Parzych, Blake 9.





#21 Southeast Missouri 47 Eastern Illinois 7

February 28, 2021 • O'Brien Field • Charleston, Ill. • Attendance: 1,252

CHARLESTON, Ill. – #21 Southeast Missouri opened its Ohio Valley Conference spring campaign with a bang, blowing out Eastern Illinois, 47-7, at O'Brien Field.

SEMO, which last played an OVC game 463 days ago, stormed out to 34 first-half points and never let up.

Defensively, the Redhawks put together an outstanding performance recording four takeaways (three interceptions) and stopping EIU five times on fourth down. SEMO limited the Panthers to only 114 yards in the game's opening two quarters.

While the defense was creating all sorts of havoc, it was SEMO's special teams which set up the Redhawks first touchdown of the spring.

Zack Smith blocked Stone Galloway's punt and Aaron Alston recovered at the EIU 10-yard line. Two plays later, Zion Custis crossed the goal line on a 9-yard run to put the Redhawks ahead, 7-0, with 5:57 to play in the first quarter.

SEMO then blew the game open with a 27-point second quarter.

Izeal Terrell picked off Harry Woodbery and returned his first career interception 10 yards to the SEMO 10-yard line. Geno Hess converted that turnover into seven points on his 1-yard touchdown run five seconds into the second quarter.

After Daterraion Richardson and Jacob Morrissey tackled Kendi Young for no gain on a fourth-and-1, Andrew Bunch threw a quick 27-yard completion to Smith moving SEMO to EIU's 10-yard line. Custis later capped the fast 4-play, 34-yard drive with a 1-yard touchdown run to extend the Redhawks lead to 21-0.

SEMO's defense came up big again, this time with James Sackie forcing a fumble on the first play of EIU's next possession. Jordan Smith coughed up the ball on the hit and Sackie recovered.

That turnover resulted in a 38-yard field goal by Kenny Doak, the first of his SEMO career.

Following another stop by SEMO on a fourth-and-1, Doak kicked another field goal, this time from 34 yards out to send the Redhawks into the locker room with a 34-7 halftime advantage.

SEMO tacked on six more points in the third quarter on an 8-yard run by Hess and buried EIU for good when Al Young ran his interception back 25 yards for a touchdown late in the fourth quarter putting an exclamation point on the blowout.

The 47 points are SEMO's most against EIU ever. The Redhawks also finished with their most points in a OVC road game since scoring 50 at UT Martin on Oct. 12, 2002.

Bunch completed 23-of-37 passes for 302 yards and a touchdown, and ran for 16 yards on three carries. Newcomer Johnny King caught seven passes for 115 yards and a touchdown, while Custis and Hess added two scores each.

The Redhawks accumulated 474 yards of total offense and held EIU to under 300 (295) total yards.

Rasean McCauley, Steven Lewis and Terrell topped SEMO's defense with five tackles apiece. Matthews, Terrell and Young each contributed one interception, while Sackie forced and recovered a fumble.

Score by Quarters	1	2	3	4	OT	Score	
#21 Southeast Missouri	7	27	6	7	-	47	Record: 1-1, 1-0 OVC
Eastern Illinois	0	7	0	0	-	7	Record: 0-1, 0-1 OVC

Scoring Summary

1st	5:57	SEMO	Custis 9 yd run (Doak kick)
2nd	14:55	SEMO	Hess 1 yd run (Doak kick)
	11:31	SEMO	Custis 1 yd run (Doak kick)
	10:02	SEMO	Doak 32 yd field goal
	6:36	SEMO	Doak 35 yd field goal
	1:28	SEMO	King 17 yd pass from Bunch
	1:16	EIU	Young 72 yd run (Orth kick)
3rd	8:18	SEMO	Hess 8 yd run (Doak kick)
4th	0:58	SEMO	Young 25 yd interception return (Doak kick failed)

	SEMO	EIU
First Downs	20	9
Rushes-Yards (Net)	42-147	27-124
Passing-Yards (Net)	327	171
Passes Comp-Att-Int	25-43-0	13-38-3
Total Offense Plays-Yards	85-474	65-295
Fumble Returns-Yards-TD	0-0-0	1-9-0
Punt Returns-Yards-TD	5-45-0	0-0-0
Kickoff Returns-Yards-TD	1-23-0	5-112-0
Interceptions-Yards-TD	3-42-1	0-0-0
Punts (Number-Avg)	5-40.2	8-30.8
Fumbles-Lost	1-1	2-1
Penalties-Yards	9-75	2-10
Possession Time	35:25	24:35
Third-Down Conversions	6-17	2-15
Fourth-Down Conversions	2-4	0-5
Red-Zone Scores-Chances	7-9	0-1
Sacks By: Number-Yards	0-0	0-0

Game 2



Rushing (Att.-Yds.-TD): SEMO - Custis, Zion 15-52-2; Hess, Geno 11-41-2; Rucker, Shamenski 5-25-0; Bunch, Andrew 3-16-0; Battle, Eddie 7-14-0; Buie, Jacob 1-1-0. EIU - Young, Kendi 11-88-1; Benefield, Jaelin 6-17-0; Smith, Jordan 7-10-0; Phillips, Desean 1-6-0; Woodbery, Harry 2-3-0.

Passing (C-A-I-TD-Yds.): SEMO - Bunch, Andrew 23-37-0-1-302; Buie, Jacob 2-6-0-0-25. EIU - Woodbery, 10-26-2-0-101; Kuhns, Otto 3-12-1-0-70.

Receiving (No.-Yds.-TD): SEMO - King, Johnny 7-115-1; Smith, Zack 6-75-0; Alston, Aaron 4-83-0; Weidemann, Will 4-39-0; Crump, Austin 2-12-0; Todd, Garrett 1-6-0; Hess, Geno 1-3-0. EIU - Cooks, DeWayne 5-62-0; Vallie, Jay 3-26-0; Foulkes, Arron 2-39-0; Manaves, Anthony 1-31-0; Benefield, Jaelin 1-8-0; Stricker, Nick 1-5-0.

Leading Tacklers: SEMO - McCauley, Rasean 5; Lewis, Steven 5; Terrell, Izeal 5. EIU - Crittenden, Raymo 9; Shockey, Anthony 9.

