



## 2020-21 SOUTHEAST MISSOURI BASKETBALL

Game  
20



### Schedule

#### November (1-0)

28 at Kansas City ! W, 71-66

#### December (1-6, 0-2 OVC)

2 **Southern Illinois** ESPN+ L, 79-87 OT  
7 **Lipscomb** ESPN+ W, 82-77  
9 at Lipscomb ESPN+ L, 74-80 OT  
15 at Evansville ESPN3 L, 63-66 OT  
18 **UT Martin**\* ESPN+ L, 67-69  
22 at Indiana State ESPN3 L, 66-72  
30 at Tennessee Tech\* ESPN+ L, 63-72

#### January (4-4, 4-4 OVC)

2 **Tennessee State**\* ESPN+ W, 83-79 2OT  
7 at Belmont\* ESPN+ L, 66-77  
16 **Morehead State**\* ESPN+ L, 50-64  
19 at Tennessee State\* ESPN+ W, 63-59  
21 at Morehead State\* ESPN3 L, 65-76  
26 at UT Martin\* ESPN+ L, 66-69  
28 **SIU Edwardsville**\* ESPN+ W, 64-62  
30 **Eastern Illinois**\* ESPN+ W, 75-44

#### February (1-2, 1-2 OVC)

1 **Murray State**\* ESPN+ L, 60-77  
4 **Tennessee Tech**\* ESPN+ W, 68-64  
6 **Jacksonville State**\* ESPN+ L, 54-66  
11 at Murray State\* ESPN+ 7:30 p.m.  
13 at Austin Peay\* ESPN+ 4 p.m.  
16 **Austin Peay**\* ESPN+ 6 p.m.  
20 **Eastern Kentucky**\* ESPN+ 5 p.m.  
22 **Eastern Kentucky**\* ESPN+ 6 p.m.  
25 at Eastern Illinois\* ESPN+ 7:30 p.m.  
27 at SIU Edwardsville\* ESPN+ 5 p.m.

#### March

3 OVC Tournament First Round Evansville, Ind.  
4 OVC Tournament Quarterfinals Evansville, Ind.  
5 OVC Tournament Semifinals Evansville, Ind.  
6 OVC Championship Evansville, Ind.

All games are broadcast live on the radio at Real Rock 99.3 FM. All times Central and Subject to Change;  
Home Games in Bold; \* - Denotes Ohio Valley Conference Game; ! - Negro League Baseball Museum Tip-Off Classic (Kansas City, Mo.)

### Southeast Missouri (7-12, 5-7) at Murray State (9-9, 6-7)

#### Follow the Redhawks

**Radio**.....Real Rock 99.3 FM  
(Erik Sean)  
**Video**.....ESPN+  
**Live Stats**.....GoRacers.com  
**Twitter**.....@SEMOMBB

**Date**.....Thursday, February 11, 2021  
**Tip-Off**.....7:30 p.m., CT  
**Location**.....Murray, Ky.  
**Arena**.....CFSB Center (8,600)  
**Series**.....MSU leads, 61-21  
**Last Meeting**.....MSU 77, SEMO 60  
(Feb. 1, 2021 | Cape Girardeau, Mo.)

**Head Coaches**.....Brad Korn (7-12 overall, 7-12 at SEMO; 5-8 OVC). Matt McMahon (119-60 overall; 119-60 at MSU).

#### Strategic Communications

Jeff Honza, Assistant Director of Athletics  
**Office Phone**.....(573) 651-2933  
**Mobile**.....(618) 528-1145  
**Email**.....redhawk1@me.com

#### Redhawks Head to Murray State

Southeast Missouri (7-12, 5-8) hooks up with rival Murray State (9-9, 6-7) for the second time Thursday. Tip is set for 7:30 p.m., CT at the CFSB Center.

#### Follow the Redhawks

Listen live on the radio at Real Rock 99.3 FM with Erik Sean handling the play-by-play. Watch on ESPN+. Live stats are available at GoRacers.com. Twitter updates provided @SEMOMBB.

#### Series History

Southeast Missouri and Murray State meet up for the 83rd time Thursday. MSU leads the all-time series, 61-21, and has won its last seven games against the Redhawks.

#### Redhawks at the CFSB Center

The Redhawks have the most wins over Murray State at the CFSB Center of any opponent. Southeast Missouri beat the Racers six times with its last victory in Murray coming on Jan. 26, 2017 (75-74).

#### Home Stand Ends

The Redhawks season-long five-game home stand ended with a 66-54 loss to Jacksonville State (Feb. 6). Southeast Missouri went 3-2 over its stretch that began on Jan. 28. It was SEMO's longest home stand in Ohio Valley Conference play in program history.

#### Three of Five

Southeast Missouri won three of its last five games. SEMO beat SIU Edwardsville, 64-62, on Jan. 28, Eastern Illinois, 75-44, on Jan. 30 and Tennessee Tech, 68-64, on Feb. 4. All of those victories were at the Show Me Center.

#### Last Time vs. Murray State

The Redhawks led for only 1:59 of their 77-60 loss to Murray State on Feb. 1. MSU drained 12 three-pointers and shot 51 percent from the field for the game. KJ Williams turned in a double-double 26 points and 11 rebounds to lead the Racers.

#### About Murray State

Murray State enters Thursday's contest at sixth in the Ohio Valley Conference standings, two spots ahead of Southeast Missouri. MSU ranks second in the OVC in scoring defense (67.3 ppg allowed), scoring margin (+9.8), field goal percentage (.503), 3-point percentage (.358), 3-point field goal percentage defense (.300), rebounding margin (+5.3) and assists (17.3 apg). KJ Williams leads the Racers and is fifth in the league in scoring with 15.4 points a game.

#### Big Second Half Propels Redhawks

The Redhawks trailed by 16 points with 9:28 remaining the first half and 13 at halftime in their game vs. Tennessee Tech (Feb. 4). However, the second half was a different story.



**Southeast Missouri or SEMO** is the preferred reference for Southeast Missouri State University athletic teams. Southeastern Missouri State is not an acceptable reference.



Southeast Missouri outscored the Golden Eagles, 42-25, and didn't miss a free throw (14-of-14) in the final 20 minutes en route to its 68-64 come-from-behind win. It was the sixth time SEMO outscored its opponent in the second half this season.

## Season-High Free Throw Percentage

Southeast Missouri shot a season-high 94.7 percent at the free throw line against Tennessee Tech (Feb. 4). The Redhawks missed only one free throw going 18-of-19 at the charity stripe. SEMO made its last 15 free throws of the game and went a perfect 14-of-14 in the second half. Five different players went without missing a free throw, including Manny Patterson (2-of-2), Dylan Branson (2-of-2), Eric Reed, Jr. (2-of-2), Chris Harris (5-of-5) and Jordan Love (7-of-7). The Redhawks also made six free throws in the final eight seconds to seal their win over TTU.

## Redhawks Match Win Total

With its win over Tennessee Tech (Feb. 4), Southeast Missouri claimed its seventh victory of the season. As a result, the Redhawks matched their total number of wins in 2019-20. SEMO's seventh win came 11 days earlier than it did a year ago. The Redhawks picked up their seventh and final victory of the 2019-20 campaign vs. SIU Edwardsville on Feb. 15.

## Season 114

The Redhawks are in their 114th season of basketball. A win Thursday will give Southeast Missouri its 350th victory as an NCAA Division I program. This year is the Redhawks 30th as an NCAA Division I program. SEMO is 349-517 since joining the Division I ranks in 1991-92.

## Patterson Goes Off

In just his third start, Manny Patterson notched a season-high 22 points and grabbed six rebounds to lead the Redhawks against Tennessee Tech (Feb. 4). Patterson shot 10-of-14 from the field in 26 minutes. He became the third Redhawk this season to score over 20 points in a game. Patterson started the last four games for Nolan Taylor who is out with a knee injury. He scored double figures in two of those starts.

## Love Steps Up

Jordan Love scored 14 second-half points to help key Southeast Missouri's big comeback win over Tennessee Tech (Feb. 4). Love scored eight points in a row to single-handedly get the Redhawks back in the game. He made a layup, was fouled and converted a 3-point play to make it a two-point game. On SEMO's next possession, Love drew a foul and made two free throws to tie the game and then buried a 3-pointer to put the Redhawks ahead, 55-52, with 7:49 left. He made four free throws in the final four seconds to ice the win. Love's 14 points are a season-high and his 7-of-7 effort at the free throw line is a new career-best.

## Largest Victory

The Redhawks put together a dominating complete game 75-44 victory over Eastern Illinois (Jan. 30). Southeast Missouri won a game by double figures for the first time this season. The 31-point victory marked the first time SEMO won an Ohio Valley Conference home game by more than 30 points since 2016-17. SEMO beat Eastern Kentucky, 81-48, on Dec. 31 that year.

## .500 January

Southeast Missouri finished January with a .500 record (4-4). SEMO ended the month on a two-game winning streak with victories in three of its last five January matchups. The Redhawks scored 75 or more points for the fourth time when it blew out Eastern Illinois, 75-44, on Jan. 30.

## Taylor Out

Forward Nolan Taylor will miss Thursday's game at Murray State due to a knee injury he sustained in the SIU Edwardsville game on Jan. 28. Taylor missed the last four games.

## Dominating the Glass

In its win over Eastern Illinois (Jan. 30), Southeast Missouri outrebounded the Panthers, 50-25. SEMO's +25 rebounding margin was its largest in an Ohio Valley Conference game since it outrebounded Austin Peay, 50-26 (+24) at home on Jan. 26, 2012.

## More on the Win Over Eastern Illinois

The Redhawks 75-44 win was their second-largest in 57 games against Eastern Illinois. Southeast Missouri took control of the game early and never let up. SEMO man-handled the Panthers in points in the paint (32-2), points off turnovers (20-6), second chance points (17-3) and fast break points (12-0).

## Rebounding Binge

Point guard DQ Nicholas led Southeast Missouri in rebounds four of his last six games. Nicholas averaged 6.5 rebounds per game in his last six starts. He is the Redhawks second-leading rebounder with an average of 4.8 per contest. Nicholas grabbed a total of 39 rebounds in that span.

## 2020-21 OVC Standings (as of Feb. 9)

	OVC						Overall					
	Record	Pct.	Home	Away	Streak	Record	Pct.	Home	Away	Neutral	Streak	
Belmont	14-0	1.000	6-0	8-0	W14	20-1	.952	7-1	10-0	3-0	W17	
Morehead State	12-2	.857	7-1	5-1	W11	15-6	.714	10-1	5-4	0-1	W11	
Eastern Kentucky	9-3	.750	5-2	4-1	W1	15-4	.789	8-2	5-2	2-0	W1	
Jacksonville State	8-5	.615	3-3	5-2	W2	12-7	.632	4-3	5-4	3-0	W2	
Austin Peay	7-6	.538	3-3	4-3	L2	11-8	.579	5-4	4-3	2-1	L2	
Murray State	6-7	.462	3-3	3-4	W1	9-9	.500	6-3	3-6	0-0	W1	
SIUE	5-6	.455	1-4	4-2	L2	7-10	.412	1-5	5-4	1-1	L2	
<b>Southeast Missouri</b>	<b>5-8</b>	<b>.385</b>	<b>4-4</b>	<b>1-4</b>	<b>L1</b>	<b>7-12</b>	<b>.368</b>	<b>5-5</b>	<b>1-7</b>	<b>1-0</b>	<b>L1</b>	
UT Martin	5-9	.357	4-4	1-5	W2	7-11	.389	6-5	1-6	0-0	W2	
Eastern Illinois	4-10	.286	3-5	1-5	W1	7-14	.333	5-5	2-9	0-0	W1	
Tennessee Tech	2-11	.154	2-3	0-8	L5	2-18	.100	2-4	0-14	0-0	L5	
Tennessee State	2-12	.143	2-4	0-8	L4	3-14	.176	3-5	0-9	0-0	L4	



Long Gets First Points

Sikeston native Parker Long scored the first points of his NCAA Division I career vs. Murray State (Feb. 1). Long’s first points came on a 3-pointer with 14:55 remaining in the game. He also drained a 3-pointer vs. Tennessee Tech (Feb. 4).

Last Second Win

Eric Reed, Jr. made two free throws with five tenths of a second left to send Southeast Missouri to a 64-62 win over SIU Edwardsville (Jan. 28). SEMO never led in the game until Reed, Jr. made his big free throws. The Redhawks erased a 13-point deficit en route to their fifth win of the season. SEMO’s three wins in January are its most in a month this year.

Where The Stand

The Redhawks enter the week at eighth in the Ohio Valley Conference standings with seven games remaining. Southeast Missouri (5-8) is tied with UT Martin (5-8), a win ahead of Eastern Illinois (4-10) and three wins up on Tennessee Tech (2-11) and Tennessee State (2-12). The top eight teams go to this year’s OVC Tournament in Evansville, Indiana.

Big Seven

DQ Nicholas had seven huge points in the second half in Southeast Missouri’s latest win over SIU Edwardsville (Jan. 28). Nicholas made the game-tying 3-pointer with 16 seconds left

to set things up for Eric Reed, Jr.’s last second free throws. Nicholas also led the Redhawks with seven rebounds. Nicholas is SEMO’s third-leading scorer with 9.2 points a game.

Seven NCAA Division I Wins

Southeast Missouri picked up its seventh NCAA Division I win this season with its 68-64 victory over Jacksonville State (Feb. 4). SEMO surpassed its number of wins (5) over NCAA Division I teams a year ago. The seven Division I wins are SEMO’s most in a season since it had eight in 2018-19.

Nice Defense

For the second time this season, Southeast Missouri forced over 20 turnovers in a game when it smothered SIU Edwardsville into committing 21 on Jan. 28. SEMO forced 14 turnovers in the second half and turned those miscues into 15 points. At one time, the Redhawks forced five turnovers in a span of 3:41.

Redhawks to Play Eastern Kentucky Twice at Home in February

Southeast Missouri will now host Eastern Kentucky twice at the Show Me Center in late February. SEMO faces ECU on Saturday, Feb. 20 (5 p.m.) and Monday, Feb. 22 (6 p.m.) as part of the recent schedule change. The Redhawks initial home date against the Colonels scheduled for Feb. 18 will move to Saturday behind SEMO’s women’s game vs.

2020-21 Stats Comparison

SEMO	MSU
7-12.....Record .....	9-9
5-8.....Conference Record.....	6-7
67.3.....Points Per Game.....	77.2
69.8.....Opp. Points Per Game.....	66.6
-2.5.....Scoring Margin.....	+9.8
.423.....Field Goal Percentage.....	.503
.451.....Opp. Field Goal Percentage.....	.419
.344.....3-Point Field Goal Percentage.....	.358
.347.....Opp. 3-Point Field Goal Percentage.....	.300
.655.....Free Throw Percentage.....	.676
.693.....Opp. Free Throw Percentage.....	.696
35.1.....Rebounds Per Game.....	36.8
32.8.....Opp. Rebounds Per Game.....	31.5
+2.3.....Rebounding Margin.....	+5.3
13.3.....Assists Per Game.....	17.3
15.1.....Turnovers Per Game.....	14.2
-1.4.....Turnover Margin.....	-0.6
2.4.....Blocks Per Game.....	3.8
6.7.....Steals Per Game.....	6.9

This Week’s Schedule

Monday, February 8

Eastern Kentucky 78. SIUE 74  
UT Martin 76, Austin Peay 75

Thursday, February 11

UT Martin at Austin Peay, 7:30 p.m., CT  
Eastern Illinois at Jacksonville State, 7:30 p.m., CT  
**Southeast Missouri at Murray State, 7:30 p.m., CT**  
Morehead State at Tennessee State, 8 p.m., CT  
SIUE at Tennessee Tech, 8 p.m., CT  
Eastern Kentucky at Belmont, 8 p.m., CT

Saturday, February 13

**Southeast Missouri at Austin Peay, 4 p.m., CT**  
SIUE at Jacksonville State, 4 p.m., CT  
Eastern Illinois at Tennessee Tech, 4 p.m., CT  
Eastern Kentucky at Tennessee State, 4 p.m., CT  
Morehead State at Belmont, 4 p.m., CT  
UT Martin at Murray State, 7:30 p.m., CT

SEMO Probable Starters



3

Eric Reed, Jr.  
G / 6-2 / 190 / Jr.  
Baton Rouge, La.

8.9 ppg, 1.9 rpg,  
1.0 apg



5

Chris Harris  
G / 6-3 / 205 / R-Jr.  
Antioch, Ill.

12.8 ppg, 2.3 rpg,  
2.6 apg



10

Manny Patterson  
F / 6-8 / 220 / Sr.  
Chicago, Ill.


5.9 ppg, 3.0 rpg,  
0.4 apg



11

DQ Nicholas  
G / 6-1 / 180 / So.  
Atlanta, Ga.

9.2 ppg, 4.8 rpg,  
3.1 apg



21

Nana Akenten  
G / 6-6 / 215 / Jr.  
Bolingbrook, Ill.

9.0 ppg, 5.6 rpg,  
1.1 apg



## Honors & Awards

--  
--

Morehead State. The Redhawks original road game at ECU on Jan. 23 that was postponed due to COVID-19 protocols in the Colonels program has been rescheduled for Feb. 22 in Cape Girardeau.

### COVID Protocols

The Redhawks have had six of their initially scheduled dates (Dec. 12, Jan. 9, Jan. 11, Jan. 14, Jan. 16, Jan. 23) affected by COVID protocols this season. All of those games were rescheduled.

### On the Road

Southeast Missouri is back on the road for the first time since Jan. 26. The Redhawks are 1-7 in true road games this year.

### Getting to the Free Throw Line

In its game at Morehead State (Jan. 21), Southeast Missouri shot 18-of-27 free throws, marking the sixth time this season it had 27 or more free throw attempts. In the last 11 games alone, SEMO has shot a total of 266 free throws for an average of 24 per contest. In two games against Tennessee State, the Redhawks shot 86 free throws and matched a single-game program record with 40 makes in 51 attempts vs. the Tigers on Jan. 2. SEMO outscored its last eight opponents by a combined 180-134 for a +46 margin at the free throw line.

### First Road Win

Southeast Missouri picked up its first true road victory of the Brad Korn era when it defeated Tennessee State, 63-59, in the only Ohio Valley Conference game played Tuesday. The Redhawks ended a 23-game losing streak in true road games. SEMO's last true road win came at Eastern Illinois (88-79) on Feb. 23, 2019.

### Season Sweep

With its 63-59 win on Jan. 19, Southeast Missouri completed a two-game sweep of Tennessee State this season. The Redhawks won both games by four points. SEMO defeated TSU, 83-79, in double overtime on Jan. 2 (Cape Girardeau) before winning in Nashville this week. It was the first time SEMO beat the Tigers twice in a season since 1998-99.

### Nicholas Paces Redhawks

DQ Nicholas led Southeast Missouri with 17 points against Morehead State (Jan. 21). Nicholas shot 5-of-9 from the field, hit 4-of-7 free throws and tied a career-high with three 3-pointers made. Nicholas scored double figures nine times this year.

### Harris Sends Redhawks to Victory

Chris Harris led Southeast Missouri with 17 points and made two huge free throws with 14 seconds left against Tennessee State (Jan. 19). Harris made a career-high 10-of-12 free throws and pulled up to bury a huge 3-pointer to make it a two-possession game with 2:28 on the clock after TSU pulled within three. Harris has a team-high 14 double-digit scoring games this season.

### Nicholas For Three

DQ Nicholas made only three 3-pointers through his first 11 games this season, but matched that number late last month. Nicholas shot 54.5 percent (7-of-14) from beyond the arc going 3-of-6 at Tennessee State (Jan. 19), 3-of-5 at Morehead State (Jan. 21) and 1-of-3 vs. SIU Edwardsville (Jan. 28).

### Redhawks Resume Play

Southeast Missouri's Department of Athletics paused men's basketball activities due to COVID-19 protocols on Jan. 8. As a result, SEMO did not play its originally scheduled Ohio Valley Conference games at Tennessee State (Jan. 9) and UT Martin (Jan. 11). The Redhawks are making up those games during their current road trip. SEMO beat TSU, 63-59, on Jan. 19 and will play at UTM on Jan. 26.

### Leading at Halftime

The Redhawks have either led or been tied at halftime in 12 of its 19 games this season. Southeast Missouri held a 35-33 edge at the intermission at Ohio Valley Conference leader Belmont (Jan. 7). It was the first time SEMO led at the half in 10 meetings with the Bruins. Five of the the Redhawks seven wins have come when they led at the half this year.

### Homecourt Success

Five of Southeast Missouri's seven wins have come at the Show Me Center this season. The Redhawks beat Lipscomb, 82-77, on Dec. 7, Tennessee State, 83-79, in double overtime





on Jan. 2, SIU Edwardsville, 64-62, on Jan. 28, Eastern Illinois, 75-44, on Jan. 30 and Tennessee Tech, 68-64, on Feb. 4. The Redhawks are 5-5 at home this year. SEMO had six wins at the Show Me Center last season.

## Harris Returns

Chris Harris, Southeast Missouri's top scorer, returned from a thumb injury vs. Morehead State (Jan. 16). Harris scored five points in 28 minutes against the Eagles. He was out of the starting lineup for the only time this season at Belmont (Jan. 7).

## Long Ruled Eligible

On Jan. 14, the NCAA ruled nearby Sikeston native Parker Long eligible to play. Long logged six minutes in his first career game at Southeast Missouri vs. Morehead State (Jan. 16). Twelve of the 14 players on SEMO's roster have now played this season.

## First Double-Double Goes to Akenten

Nana Akenten became the first Southeast Missouri player to record a double-double this season when he scored a season-high 20 points and pulled down a season-best 11 rebounds at Belmont (Jan. 7). Akenten shot 7-of-17 from the field, made three 3-pointers and hit a near-perfect 3-of-4 free throws in that contest. It was the first time he scored 20 points in a game wearing a Redhawk uniform.

## First Career Start for Branson

Freshman Dylan Branson logged his first career start for the injured Chris Harris at Belmont (Jan. 7). Branson made 3-of-3 free throws and finished with four rebounds against the Bruins. Prior to that, he came off the bench in nine-straight games.

## First OVC Win

The Redhawks gave Brad Korn his first career Ohio Valley Conference win when they pulled out a gritty 83-79 double overtime victory over Tennessee State (Jan. 2). Southeast Missouri started a New Year with a win for the first time since 2013 when it beat Austin Peay, 86-84, on Jan. 3. Last year, SEMO did not get its first league win until Feb. 6, 2020 (76-72, vs. Jacksonville State).

## Free Throws Everywhere

Southeast Missouri tied a single-game program record when it made 40 free throws in 51 attempts to key its double overtime win over Tennessee State (Jan. 2). The Redhawks outscored the Tigers, 40-22, in that contest. SEMO's 40 free throws made and 51 attempts are both second in the nation behind Georgia Tech's 41 free throws made and 59 attempts vs. Georgia State on Nov. 25.

## Nicholas Rises

Guard DQ Nicholas scored a season-high 21 points and made a career-best 17-of-19 free throws to lead Southeast Missouri against Tennessee State (Jan. 2). Nicholas made his first 15 free throws of the game and did not miss his first free throw until the 3:51 mark of the first overtime period. His 17 free throws made are most of any NCAA Division I basketball player in a game this season.

## We Did It!

After losing three games in overtime and one on a last second shot, Southeast Missouri went to overtime again, but this time came out victorious. The Redhawks overcame a nine-point deficit with 2:03 left in regulation and tied the game on a pair of DQ Nicholas free throws to force overtime against Tennessee State (Jan. 2). It took a second overtime period to decide SEMO's dramatic 83-79 win that was capped by a pair of free throws from Nana Akenten with one second on the clock.

## Close Games

Southeast Missouri, which has been outscored by a tight 1.9 margin, dropped three contests in overtime and one on a last second shot since its 2020-21 campaign began on Nov. 28. SEMO has lost five times by double figures (77-66, at Belmont, Jan. 7; 64-50, vs. Morehead State, Jan. 16; 76-65 at Morehead State, Jan. 21; 77-60 vs. Murray State, Feb. 1; 66-54 vs. Jacksonville State) and won six games by no more than five points. SEMO also dropped three games by three points or less. Additionally, the Redhawks been involved in seven games decided by no more than four points.

## Reed Jr. Back in the Starting Lineup

Eric Reed, Jr. scored double figures three times since rejoining the starting lineup on Dec. 30 (at Tennessee Tech). Reed, Jr. scored 14 points at Tennessee Tech and followed that up with 13 vs. Tennessee State (Jan. 2). He enters Thursday's game at fifth on the team in scoring with 8.9 points per game.

## Multiple Threes

Eric Reed, Jr. has gone 10 of his last 15 games with at least two made threes. Reed, Jr. has made multiple 3-pointers in 12 of his 19 contests this year. He buried a season-high four 3-pointers vs. Murray State (Feb. 1). Reed, Jr. ranks second on the team with 31 three-pointers in 2020-21.

## Over 80

Southeast Missouri scored over 80 points for the second time this season in its 83-79 double overtime win over Tennessee State (Jan. 2). SEMO's season-high 83 points came after the Redhawks went four-straight games scoring 67 or less points.

## +18 Free Throw Margin

In their win over Tennessee State (Jan. 2), the Redhawks held a +18 margin at the free throw line. Southeast Missouri outscored TSU, 40-22, at the charity stripe. The last time the Redhawks outscored an opponent by a +18 margin at the free throw line was vs. Mid-Continent (42-24) on Nov. 22, 2013.

## Top Scorer

Chris Harris scored double figures for the 14th time in 18 starts this season when he finished with 13 points vs. Tennessee Tech (Feb. 4). Harris, who leads Southeast Missouri and ranks 16th in the Ohio Valley Conference with 12.8 points a game, has scored over 20 points twice this year. He also ranks third on the team with 28 three-pointers made. Harris finished as SEMO's leading scorer six times thus far.

## Agnew Checks In

Forward Darrious Agnew saw his first action of the 2020-21 season when he logged 12 minutes off the bench at Indiana State (Dec. 22). Agnew scored two points, grabbed two rebounds, gathered a block and collected one steal. It was the first game he played since Feb. 29, 2020 (at UT Martin). He most recently



scored a season-high six points vs. Eastern Illinois (Jan. 30).

## Give it Up for the Freshman

Freshman Dylan Branson scored double figures for the first time in his college career when he dropped in 12 points at Indiana State (Dec. 22). Branson made a perfect 3-of-3 three-pointers and added 3-of-4 free throws in a season-high 20 minutes against the Sycamores. He also had four rebounds. Branson has played in all 12 games this season.

## Patterson Takes the Court

A day after the NCAA voted all Division I transfers could play immediately, forward Manny Patterson took the court for the first time in a Redhawk uniform. A transfer from Green Bay, Patterson grabbed four rebounds in five minutes off the bench. In 14 games, Patterson is averaging 5.9 points and three rebounds, and leads the team with 11 blocks.

## Russell Clears 200 Rebounds

Nygal Russell grabbed five rebounds vs. UT Martin (Dec. 18) and, as a result, surpassed 200 rebounds in his career (237). A redshirt-junior, Russell reached 100 career assists vs. Tennessee State (Jan. 19).

## Working Overtime

The Redhawks went to overtime four times in 10 games this year. Southeast Missouri lost at home to Southern Illinois (87-79) on Dec. 2 and at Lipscomb (80-74) on Dec. 9. The Redhawks also fell to Evansville (66-63) on the road on Dec. 15 and beat Tennessee State (83-79) at home on Jan. 2. SEMO was involved in only one overtime game in 31 contests last season. SEMO's three overtimes against non-conference foes were the most in program history. The Redhawks four overtimes overall are their most in a season since they played five overtime games in 1997-98.

## Board Certified

The Redhawks outrebounded their opponent 10 times this season. Southeast Missouri ranks fifth in the Ohio Valley Conference with a +2.3 rebounding margin and is outrebounding its opponents, 666-623. The Redhawks are also averaging 9.2 offensive rebounds per contest.

## First Home Win for Korn

Head Coach Brad Korn earned his first career win at the Show Me Center when Southeast Missouri beat Preseason Atlantic Sun Conference favorite Lipscomb (Dec. 7). The Redhawks led for the final 11:04 of the tight contest after Eric Reed, Jr.'s jumper gave them a 56-55 edge. SEMO then fought off the Bisons who pulled to within a point six times in the last 10 minutes of the game.

## Give it to the Big Man

Redhawks big man Nolan Taylor ranks second on the team in scoring (9.7 ppg) and second in rebounding (4.7 rpg). Taylor has scored double figures in seven of his 15 starts and just missed a double-double with 13 points and nine boards at Evansville (Dec. 15). Taylor established season-bests in points (16), assists (5) and minutes (28) against Lipscomb (Dec. 7). He previously scored 10 points vs. Kansas City (Nov. 28) and 14 vs. Southern Illinois (Dec. 2). Taylor is also the Redhawks fifth-best free throw shooter with a 62.9 percent clip (39-of-62). SEMO is the third Division I school Taylor has played basketball at. Prior to joining the Redhawks, he spent two seasons at Pepperdine and two at Cal Poly. Taylor's 2019-20 campaign was limited to 14 games due to injury.

## Seeing Double

Chris Harris is the only Redhawk averaging double figures in the scoring column. Harris leads the team with 12.8 points a game.

## 10 Again

For the second this season, Southeast Missouri made 10 three-pointers. The Redhawks shot 10-of-26 from 3-point range with Chris Harris, Nana Akenten and Eric Reed, Jr. knocking down three apiece vs. Lipscomb (Dec. 7). SEMO had 10 made threes in a game only one time in 2019-20. That happened exactly one year ago Dec. 7 -- 10, at Drake in 2019.

## Four in Four

Four Redhawks have scored double figures in five games this 2020-21 season. Most recently, Nana Akenten (13), Manny Patterson (11), Chris Harris (11) and DQ Nicholas (10) accomplished the feat vs. Eastern Illinois (Jan. 30).

## OVC Top-Five

The Redhawks rank among the top five Ohio Valley Conference teams in several categories thus far. Southeast Missouri is fifth in scoring defense (69.8 ppg allowed), fourth in rebounding defense (32.8 rpg), fifth in rebounding margin (+2.3) and fifth in defensive rebounds (25.9 rpg).

## Experienced Russell

Nygal Russell has the most experience on Southeast Missouri's 2020-21 roster. Russell is playing his third season with the Redhawks as a redshirt-junior. He has scored 405 points, dished out 101 assists, knocked down 45 three-pointers, made 80 free throws, grabbed 236 rebounds and collected 53 steals in 77 games and 23 starts during his career.

## First Career Points


Eric Reed, Jr., Nate Johnson and Dylan Branson scored their first career points at Southeast Missouri vs. Southern Illinois (Dec. 2). Reed, Jr. notched 17 points, Johnson had six points, two blocks and three rebounds, and Branson added two points, four rebounds and three assists.

## Korn Gets First Win

Brad Korn picked up his first career win as a head coach when Southeast Missouri hung on to beat Kansas City, 71-66, at the Negro Baseball League Museum Tip-Off Classic on Nov. 28. Korn became the first to win his debut game as a SEMO head coach in the Redhawks NCAA Division I era (since 1991-92). Carroll Williams was the last to win his first game as a SEMO head coach vs. Missouri Baptist (96-65) on Dec. 1, 1976.

## Roster Talk

Southeast Missouri's 2020-21 roster consists of 13 players, including one returning starter, six returnees and seven newcomers. Five new transfers are among that group, as well. Sophomore guard DQ Nicholas is the Redhawks only starter back from last season.




## 2 Jordan Love

G // 6-5 // 180 // So. // Durham, N.C.

**Snapshot:** Saw action in 19 games off the bench... Posted a career-high four steals at Kansas City (11/28)... Scored a season-high 14 points (all in the second half) and had a career-best seven free throws made vs. Tennessee Tech (2/4)... Posted a career-best six assists at Belmont (1/7)... Scored double figures three times... Third on the team in steals (20) and


assists (35).



## 3 Eric Reed, Jr.

G // 6-2 // 190 // Jr. // Baton Rouge, La.

**Snapshot:** Fifth on the team in scoring with 8.9 ppg... Scored a season-best 19 points in his first game off the bench vs. Lipscomb (12/7)... Scored 17 points five days earlier vs. Southern Illinois (12/2)... Second on the team with 35 3-pointers made... Drained two or more 3-pointers in 10 of his last 15 contests... Started 14 games... Made the game-winning free throws with five tenths of a second vs. SIUE (1/28).



## 5 Chris Harris

G // 6-3 // 205 // R-Jr. // Antioch, Ill.

**Snapshot:** Did not play at Belmont (1/7) due to a thumb injury... Leads SEMO and is 16th in the OVC with 12.8 ppg... Leads the Redhawks in FG made (67), is third in 3-pointers made (28) and rates second in assists (46)... Became SEMO's first 20-point scorer of the season when he had 21 at Lipscomb (12/9)... Scored a career-high 23 vs. UT Martin (12/18)... Has scored double figures in 16 of 20 career games.



## 10 Manny Patterson

F // 6-8 // 220 // Sr. // Chicago, Ill.


**Snapshot:** Became eligible immediately on Dec. 17 when the NCAA voted that Division I transfers could play... Had four rebounds in five minutes off the bench vs. UT Martin (12/18)... Scored a season-high 22 points and had six rebounds vs. Tennessee Tech (2/4)... Leads the team with 11 blocks... Played in 14 games... Started each of the last four contests.



## 11 DQ Nicholas

G // 6-1 // 180 // So. // Atlanta, Ga.

**Snapshot:** Third on the team in scoring with 9.2 ppg and second with 4.8 rpg... Put up a season-high 21 points and made a career-best 17 free throws vs. Tennessee State (1/2)... Fourth on the team in free throw percentage (.690), and ranks second on the team in steals (21)... Tops the Redhawks with 59 assists... Scored double figures in nine of his starts... Led SEMO in rebounding four of the last six games.



## 12 Evan Morrison

F // 6-6 // 200 // Sr. // Lee's Summit, Mo.

**Snapshot:** Logged five minutes off the bench in the first game he played this season vs. Eastern Illinois (1/30).



## 13 Parker Long

G // 6-2 // 175 // So. // Sikeston, Mo.

**Snapshot:** Ruled eligible to play by the NCAA on Jan. 14... Logged six minutes in his first career game at SEMO vs. Morehead State (1/16)... Played in seven games... Grabbed four rebounds vs. Eastern Illinois (1/30)... Scored his first career points on a 3-pointer vs. Murray State (2/1)... Also hit a 3-pointer vs. Tennessee Tech (2/4).



## 14 Nate Johnson

C // 6-9 // 250 // Jr. // Broward County, Fla.

**Snapshot:** Scored his first points at SEMO vs. Southern Illinois (12/2)... Had six points, three rebounds and two blocks in that game... Averages 2.5 points and 2.1 rebounds through 19 games off the bench... Second on the team with nine blocks... Finished with a season-high seven points vs. Eastern Illinois (1/30).



## 21 Nana Akenten

G // 6-6 // 215 // Jr. // Bolingbrook, Ill.

**Snapshot:** Fourth on the team in scoring and first in rebounding with nine ppg and 5.6 rpg... First on the team with 36 three-pointers made and third with six blocks... Became the first Redhawk to get a double-double this season with 20 points and 11 rebounds at Belmont (1/7)... Started 16 games.



## 25 Nygal Russell

G // 6-4 // 205 // Jr. // Houston, Texas


**Snapshot:** Fourth on the team with 3.9 rpg and averages 3.4 points... Notched 14 points with eight in the final 2:52 of the game to seal SEMO's win at Kansas City (11/28)... Knocked down a pair of 3-pointers in the final 57 seconds... Pulled down a career-high 11 rebounds vs. Southern Illinois (12/2)... Went over 200 career rebounds vs. UT Martin (12/18)... Reached 100 career assists at Tennessee State (1/19)... Had a career-high six steals vs. SIUE (1/28).



## 31 Nolan Taylor

F // 6-7 // 260 // Gr. // Keller, Texas

**Snapshot:** Second on the team in scoring with 9.7 ppg and third with 4.7 rpg... Scored double figures in seven of 15 starts at SEMO... Established season-highs in points (16), assists (5) and minutes (28) vs. Lipscomb (12/7)... Pulled down a season-best nine rebounds at Evansville (12/15)... Missed the last four games due to a knee injury.



## 33 Dylan Branson

G // 6-5 // 220 // Fr. // St. Louis, Mo.

**Snapshot:** Played in 17 games off the bench and made two starts... First career start was at Belmont (1/7)... Scored double figures for the first time in his career when he dropped in 12 at Indiana State (12/22)... Made three 3-pointers in that game... Grabbed a season-high five rebounds at Tennessee State (1/19) and vs. Tennessee Tech (2/4).



## 44 Darrious Agnew

F // 6-8 // 220 // Sr. // Starkville, Miss.

**Snapshot:** Saw action for the first time this season at Indiana State (12/22)... Scored two points and had two rebounds in that game... Played in 10 contests... Made a 3-pointer from the left corner at Belmont (1/7)... Scored a season-high six points vs. Eastern Illinois (1/30)... Grabbed a season-best five rebounds vs. Murray State (2/1).





## Show Me Center Media Guidelines

Media may not be on the court in a team area at any time. All media in the Show Me Center must practice social distancing before, during and after games. Media members must wear face coverings at all times. Media should not enter the facility if showing any illness-related symptoms.

### Media Entrance/Parking

Working media will need to enter through the NCAA Pass Gate located at the Northeast side of the Show Me Center. There will be no assigned parking for media. Parking is available on a first-come, first-serve basis in the East lot near the Show Me Center main entrance. Media will be given symptom and temperature checks upon entry.

### Media Row

Due to COVID-19 policies, media row at the Show Me Center will be limited to only seven spots. There will be one spot reserved for a newspaper reporter that covers each team (home beat writer, visitor beat writer/reporter) and one spot for a reporter with SEMO's student newspaper. Two spots will be assigned to each team's official radio crew (play-by-play, analyst). Visiting radio and all print reporters will be seated on the platform located at the top of Section 117. Home radio, which serves as commentators for SEMO's ESPN+ simulcasts, will be located floor level on the north side.

### Credentials

SEMO's gameday personnel, print, radio and television media will be issued Tier 3 season credentials valid for all of the Redhawks home basketball games in 2020-21. Single-game credentials will be issued to visiting team only for the spots reserved on media row (one print reporter, two radio). Credential requests need to be sent to Jeff Honza (jhonza@semo.edu or redhawk1@me.com) at least 24 hours in advance of each game. Credentials must be worn at all times in the Show Me Center. No spouses will be issued credentials for any of the media areas. Those spots are reserved for legitimate working media only.

### Tier 3

Ohio Valley Conference institutions must designate their Tier 1, 2 and 3 individuals. Print, television, ESPN+, radio and photographers are classified as Tier 3. Tier 3 individuals may provide services to the playing of the game, but shall be distanced from both Tier 1 and Tier 2 individuals. Individuals in Tier 3 do not have to be tested.

### Game Notes & Statistics

SEMO Basketball game notes will be available online at GoSoutheast.com and sent electronically to media prior to each game. No printed copies of game notes will be available at the Show Me Center. There will be no printed copies of official statistics available in-game or postgame for all basketball contests. We request you bring your own copies of any materials you need and a laptop or other device to access live statistics during games. Media should visit [Statb.us/I/SEMO](http://Statb.us/I/SEMO) for live statistics. A game program and roster card will be the only printed materials placed at each spot on media row.

### Photographers/Videographers

One photographer from the Southeast Missourian, KFVS 12 and The Arrow (SEMO Student Newspaper) and SEMO's videographer may shoot from a reserved area

in Sections 105, 109, 113, and 118. Those individuals can shoot from all four of those locations, but only one person can be at a location at one time. SEMO will utilize a pool photographer for all home games. All images from the pool photographer will be available to media and the visiting opponent. The SEMO Strategic Communications staff will send a link that includes all images (downloadable) from the pool photographer upon request. In the event a visiting team videographer travels, that person will also need to shoot from those same designated areas.

### Press Conferences

All postgame press conferences will be conducted virtually via Zoom. Media will be sent Zoom information and details for press conferences before every game. Head Coaches Brad Korn and Rekha Patterson, along with select student-athletes will be available. Korn and Patterson will address the media immediately following their postgame radio obligations.

### No Media Hospitality

Due to COVID-19 policies, there will be no media hospitality area at the Show Me Center. Food and beverages will not be available for all games.

**SEMO REDHAWKS**  
2020-21  
SOUTHEAST MISSOURI BASKETBALL

**SCHEDULE**

Rank	Opponent	Time	Location
27	at Northern Kentucky	8 p.m.	at Northern Kentucky
28	at Eastern Kentucky	7 p.m.	at Eastern Kentucky
29	at Western Kentucky	7 p.m.	at Western Kentucky
30	at Eastern Kentucky	7 p.m.	at Eastern Kentucky
31	at Eastern Kentucky	7 p.m.	at Eastern Kentucky
32	at Eastern Kentucky	7 p.m.	at Eastern Kentucky
33	at Eastern Kentucky	7 p.m.	at Eastern Kentucky
34	at Eastern Kentucky	7 p.m.	at Eastern Kentucky
35	at Eastern Kentucky	7 p.m.	at Eastern Kentucky
36	at Eastern Kentucky	7 p.m.	at Eastern Kentucky
37	at Eastern Kentucky	7 p.m.	at Eastern Kentucky
38	at Eastern Kentucky	7 p.m.	at Eastern Kentucky
39	at Eastern Kentucky	7 p.m.	at Eastern Kentucky
40	at Eastern Kentucky	7 p.m.	at Eastern Kentucky
41	at Eastern Kentucky	7 p.m.	at Eastern Kentucky
42	at Eastern Kentucky	7 p.m.	at Eastern Kentucky
43	at Eastern Kentucky	7 p.m.	at Eastern Kentucky
44	at Eastern Kentucky	7 p.m.	at Eastern Kentucky
45	at Eastern Kentucky	7 p.m.	at Eastern Kentucky
46	at Eastern Kentucky	7 p.m.	at Eastern Kentucky
47	at Eastern Kentucky	7 p.m.	at Eastern Kentucky
48	at Eastern Kentucky	7 p.m.	at Eastern Kentucky
49	at Eastern Kentucky	7 p.m.	at Eastern Kentucky
50	at Eastern Kentucky	7 p.m.	at Eastern Kentucky
51	at Eastern Kentucky	7 p.m.	at Eastern Kentucky
52	at Eastern Kentucky	7 p.m.	at Eastern Kentucky
53	at Eastern Kentucky	7 p.m.	at Eastern Kentucky
54	at Eastern Kentucky	7 p.m.	at Eastern Kentucky
55	at Eastern Kentucky	7 p.m.	at Eastern Kentucky
56	at Eastern Kentucky	7 p.m.	at Eastern Kentucky
57	at Eastern Kentucky	7 p.m.	at Eastern Kentucky
58	at Eastern Kentucky	7 p.m.	at Eastern Kentucky
59	at Eastern Kentucky	7 p.m.	at Eastern Kentucky
60	at Eastern Kentucky	7 p.m.	at Eastern Kentucky
61	at Eastern Kentucky	7 p.m.	at Eastern Kentucky
62	at Eastern Kentucky	7 p.m.	at Eastern Kentucky
63	at Eastern Kentucky	7 p.m.	at Eastern Kentucky
64	at Eastern Kentucky	7 p.m.	at Eastern Kentucky
65	at Eastern Kentucky	7 p.m.	at Eastern Kentucky
66	at Eastern Kentucky	7 p.m.	at Eastern Kentucky
67	at Eastern Kentucky	7 p.m.	at Eastern Kentucky
68	at Eastern Kentucky	7 p.m.	at Eastern Kentucky
69	at Eastern Kentucky	7 p.m.	at Eastern Kentucky
70	at Eastern Kentucky	7 p.m.	at Eastern Kentucky
71	at Eastern Kentucky	7 p.m.	at Eastern Kentucky
72	at Eastern Kentucky	7 p.m.	at Eastern Kentucky
73	at Eastern Kentucky	7 p.m.	at Eastern Kentucky
74	at Eastern Kentucky	7 p.m.	at Eastern Kentucky
75	at Eastern Kentucky	7 p.m.	at Eastern Kentucky
76	at Eastern Kentucky	7 p.m.	at Eastern Kentucky
77	at Eastern Kentucky	7 p.m.	at Eastern Kentucky
78	at Eastern Kentucky	7 p.m.	at Eastern Kentucky
79	at Eastern Kentucky	7 p.m.	at Eastern Kentucky
80	at Eastern Kentucky	7 p.m.	at Eastern Kentucky
81	at Eastern Kentucky	7 p.m.	at Eastern Kentucky
82	at Eastern Kentucky	7 p.m.	at Eastern Kentucky
83	at Eastern Kentucky	7 p.m.	at Eastern Kentucky
84	at Eastern Kentucky	7 p.m.	at Eastern Kentucky
85	at Eastern Kentucky	7 p.m.	at Eastern Kentucky
86	at Eastern Kentucky	7 p.m.	at Eastern Kentucky
87	at Eastern Kentucky	7 p.m.	at Eastern Kentucky
88	at Eastern Kentucky	7 p.m.	at Eastern Kentucky
89	at Eastern Kentucky	7 p.m.	at Eastern Kentucky
90	at Eastern Kentucky	7 p.m.	at Eastern Kentucky
91	at Eastern Kentucky	7 p.m.	at Eastern Kentucky
92	at Eastern Kentucky	7 p.m.	at Eastern Kentucky
93	at Eastern Kentucky	7 p.m.	at Eastern Kentucky
94	at Eastern Kentucky	7 p.m.	at Eastern Kentucky
95	at Eastern Kentucky	7 p.m.	at Eastern Kentucky
96	at Eastern Kentucky	7 p.m.	at Eastern Kentucky
97	at Eastern Kentucky	7 p.m.	at Eastern Kentucky
98	at Eastern Kentucky	7 p.m.	at Eastern Kentucky
99	at Eastern Kentucky	7 p.m.	at Eastern Kentucky
100	at Eastern Kentucky	7 p.m.	at Eastern Kentucky

**#LETSSOAR**

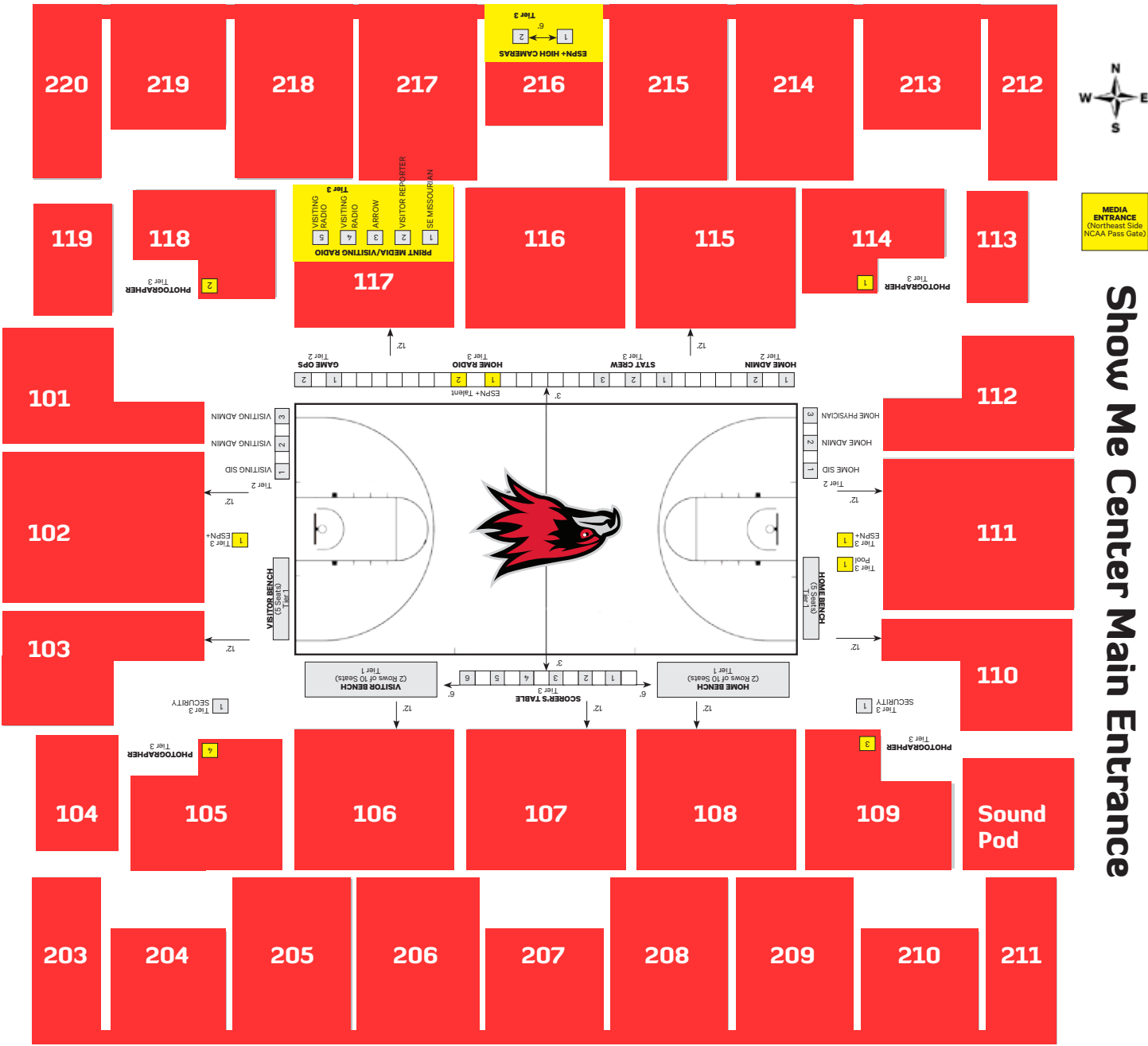
**GO SOUTHEAST.COM**

Download the SEMO Basketball Media Guide at [GoSoutheast.com](http://GoSoutheast.com)





Media Areas in Yellow





## Numerical Roster

No.	Name	Pos.	Ht.	Wt.	Cl.	Yr.	Hometown (High School/College)
2	Jordan Love	G	6-5	180	So.	3rd	Durham, N.C. (Voyager Academy)
3	Eric Reed, Jr.	G	6-2	190	Jr.	3rd	Baton Rouge, La. (University Laboratory/Howard College)
5	Chris Harris	G	6-3	205	Jr.	4th	Antioch, Ill. (Lake Forest Academy/John A. Logan College)
10	Manny Patterson	F	6-8	220	Sr.	4th	Chicago, Ill. (Kenwood Academy/Green Bay)
11	DQ Nicholas	G	6-1	180	So.	2nd	Atlanta, Ga. (Meadowcreek H.S./Scotland Prep School (Pa.)
12	Evan Morrison	F	6-6	200	Sr.	4th	Lee's Summit, Mo. (KC Christian Academy/John Wood CC)
13	Parker Long	G	6-2	175	So.	2nd	Sikeston, Mo. (Sikeston/Maryville University)
14	Nate Johnson	C	6-9	250	Jr.	3rd	Broward County Fla. (American Heritage/Seminole State College)
21	Nana Akenten	G	6-6	215	Jr.	4th	Bolingbrook, Ill. (Bolingbrook/Nebraska)
25	Nygal Russell	G	6-4	205	Jr.	4th	Houston, Texas (Seven Lakes/ASPIRE Academy (Ky.)
31	Nolan Taylor	F	6-7	260	Sr.	5th	Keller, Texas (Keller/Cal Poly)
33	Dylan Branson	G	6-5	220	Fr.	1st	St. Louis, Mo. (Mehlville)
44	Darrious Agnew	F	6-8	220	Sr.	4th	Starkville, Miss. (Starkville/East Mississippi CC)

## Alphabetical Roster

No.	Name	Pos.	Ht.	Wt.	Cl.	Yr.	Hometown (High School/College)
44	Darrious Agnew	F	6-8	220	Sr.	4th	Starkville, Miss. (Starkville/East Mississippi CC)
21	Nana Akenten	G	6-6	215	Jr.	4th	Bolingbrook, Ill. (Bolingbrook/Nebraska)
33	Dylan Branson	G	6-5	220	Fr.	1st	St. Louis, Mo. (Mehlville)
5	Chris Harris	G	6-3	205	Jr.	4th	Antioch, Ill. (Lake Forest Academy/John A. Logan College)
14	Nate Johnson	C	6-9	250	Jr.	3rd	Broward County Fla. (American Heritage/Seminole State College)
13	Parker Long	G	6-2	175	So.	2nd	Sikeston, Mo. (Sikeston/Maryville University)
2	Jordan Love	G	6-5	180	So.	3rd	Durham, N.C. (Voyager Academy)
12	Evan Morrison	F	6-6	200	Sr.	4th	Lee's Summit, Mo. (KC Christian Academy/John Wood CC)
11	DQ Nicholas	G	6-1	180	So.	2nd	Atlanta, Ga. (Meadowcreek H.S./Scotland Prep School (Pa.)
10	Manny Patterson	F	6-8	220	Sr.	4th	Chicago, Ill. (Kenwood Academy/Green Bay)
3	Eric Reed, Jr.	G	6-2	190	Jr.	3rd	Baton Rouge, La. (University Laboratory/Howard College)
25	Nygal Russell	G	6-4	205	Jr.	4th	Houston, Texas (Seven Lakes/ASPIRE Academy (Ky.)
31	Nolan Taylor	F	6-7	260	Sr.	5th	Keller, Texas (Keller/Cal Poly)

## Head Coach

Brad Korn, First Year (Southern Illinois, 2004)

## Assitant Coaches

Keith Pickens, Third Year (Missouri State, 2013)

Dustin Yoder, First Year (Illinois, 2011)

Sam McMahon, First Year (Delaware, 2008)

## Director of Operations

Aaron Proctor, First Year (Cal State San Bernardino, 2006)

## Graduate Assistant

Collin Jasper

## Manager

C.J. Frazier



## Pronunciations

Nana Akenten.....na-nuh uh-ken-ten

Nygal Russell.....nye-juhl



**Jordan Love**  
G // 6-5 // 180 // R-So.  
Durham, N.C.



**Eric Reed, Jr.**  
G // 6-2 // 190 // Jr.  
Baton Rouge, La.



**Chris Harris**  
G // 6-3 // 205 // R-Jr.  
Antioch, Ill.



**Manny Patterson**  
F // 6-8 // 220 // Sr.  
Chicago, Ill.



**DQ Nicholas**  
G // 6-1 // 180 // So.  
Atlanta, Ga.



**Evan Morrison**  
F // 6-6 // 200 // Sr.  
Lee's Summit, Mo.



**Parker Long**  
G // 6-2 // 175 // So.  
Sikeston, Mo.



**Nate Johnson**  
C // 6-9 // 250 // Jr.  
Broward County, Fla.



**Nana Akenten**  
G // 6-6 // 215 // R-Jr.  
Bolingbrook, Ill.



**Nygal Russell**  
G // 6-4 // 205 // R-Jr.  
Durham, N.C.



**Nolan Taylor**  
F // 6-7 // 260 // R-Sr.  
Keller, Texas



**Dylan Branson**  
G // 6-5 // 220 // Fr.  
St. Louis, Mo.



**Darrious Agnew**  
F // 6-8 // 220 // Sr.  
Starkville, Miss.



**Brad Korn**  
Head Coach // First Year  
Southern Illinois, 2004



**Keith Pickens**  
Assistant Coach // Third Year  
Missouri State, 2013



**Dustin Yoder**  
Assistant Coach // First Year  
Illinois, 2011



**Sam McMahon**  
Assistant Coach // First Year  
Delaware, 2008



**Aaron Proctor**  
Director of Operations  
Cal State San Bernardino, 2006



**Collin Jasper**  
Graduate Assistant



# BRAD KORN

HEAD COACH

FIRST YEAR // SOUTHERN ILLINOIS, 2004

**B**rad Korn was named head coach at Southeast Missouri on Mar. 23, 2020.

Korn is the seventh head coach in SEMO's NCAA Division I era (since 1991-92). He spent five years at Big 12 Conference member Kansas State working the last four seasons as an assistant coach and one as the program's Director of Operations.

In four years back at K-State after returning following a three-year stint at Missouri State (2013-16), Korn helped the Wildcats to 82 wins and three-straight NCAA Tournament appearances. K-State posted back-to-back 25-win campaigns for the first time in school history (2017-18, 2018-19).

During his first year back in 2016-17, the squad won 21 games, including eight over teams that advanced to the

postseason, and knocked off Wake Forest in the NCAA First Four before losing to #18 Cincinnati in the NCAA South Regional First Round.

Working primarily with the post players, Korn was a big influence on the development of two-time All-Big 12 First Team selection Dean Wade, who became the fourth Wildcat to earn All-Big 12 First-Team honors in 2018 and just the second to do so in back-to-back seasons. Wade is one of just three players to rank in the school's Top 10 in both career scoring (1,510) and rebounding (685). He was instrumental in the progress of Makol Mawien, who has started all 103 games in his K-State career and emerged as one of the top big men in the Big 12.

Korn was also key in the growth of All-Big 12 selections

Wesley Iwundu and D.J. Johnson during his first season as an assistant coach in 2016-17. Iwundu, who was twice named Third Team All-Big 12, became the first Wildcat since 2008 to be taken in the NBA Draft when he was selected with 33rd overall pick by the Orlando Magic. Johnson, an honorable mention all-league selection, broke the career field goal percentage record at 59.5 percent, while setting the single-season mark for the second consecutive season at 62.3 percent in 2016-17.

Korn spent one season on Bruce Weber's inaugural staff at K-State as Director of Operations in 2012-13, helping the Wildcats to a 27-8 overall record and their first-ever Big 12 regular-season title. It was the school's first conference title since 1977, while the 27 wins

rated second-most in school history.

Overall, he has 15 years of Division I experience, which includes time at his alma mater – Southern Illinois (2004-12).

Korn has extensive ties to Weber after playing his first four years (1999-2003) for him at Southern Illinois. He redshirted in 1999-2000 before playing the next three years for Weber. He concluded his playing career for (current Purdue head coach) Matt Painter in 2003-04 before spending the next eight years (2004-12) at SIU as an assistant for then-Saluki head coach and current K-State associate head coach Chris Lowery.

Korn returned to Manhattan in May 2016 after three seasons at Missouri State, where he served as an assistant coach to then-head coach Paul Lusk from 2013-16. At MSU, he helped the





Bears to 44 wins, including a 20-win season and a trip to the CollegelInsider.com Tournament in 2013-14.

Korn helped mentor a number of All-Missouri Valley honorees during his stay at Missouri State, including 2014 All-MVC Second-Team selection Jarmar Gulley and 2016 MVC Newcomer of the Year Dequon Miller. In addition, he coached three MVC All-Freshman Team honorees in Austin Ruder in 2014 and Obediah Church and Jarred Dixon in 2016 as well as two Most Improved Team members (Dorrian Williams in 2015 and Chris Kendrix in 2016).

Prior to his first stint at K-State, Korn spent eight years (2004-12) at Southern Illinois, including his final six years as a full-time assistant under Lowery. He helped the Salukis post a 145-116 (.556) overall record with four postseason appearances,

two Missouri Valley Conference championships and one State Farm Missouri Valley Conference Tournament title. The squad won 20 or more games and advanced to the NCAA Tournament on three occasions (2005, 2006, 2007) during his tenure as an assistant coach, including a 2007 trip to the Sweet 16. He was a graduate assistant at SIU his first two years before being elevated to a full-time assistant coach on Jan. 31, 2006.

A native of Plano, Illinois, Korn helped the Salukis through one of their greatest periods of success from 1999 to 2004. The squad went from 16 wins his redshirt-freshman season to three consecutive NCAA Tournament appearances under Weber and Painter. He was also a part of three Missouri Valley regular season championships as a player.

The 6-foot-9 forward saw action in 121 games in his career, averaging 5.2 points and 2.3 rebounds in 14.5 minutes per game. As a senior, he averaged 9.7 points on 41 percent shooting with four rebounds and 1.9 assists in helping SIU to 25 wins and a 17-1 mark in MVC play. He was named to the league's Most Improved Team.

Korn earned a bachelor's degree in Marketing from Southern Illinois in 2004 and his master's degree in Administrative Studies from Missouri State in 2016. He resides in Cape Girardeau with his wife, Kristin, and daughters Brielyn and Ashtyn.



## ■ The Korn File

**Experience:**  
16th Year (First at SEMO)

**Hometown:**  
Plano, Ill.

**Birthdate:**  
August 22, 1981

**Alma Mater:**  
Southern Illinois, 2004

**Education:**  
B.A. Marketing (Southern Illinois)  
Master's Administrative Studies (Missouri State)

**Date Hired:**  
March 23, 2020

**Family:**  
Wife - Kristin  
Children - Brielyn, Ashtyn

**Playing Experience:**  
Southern Illinois, 1999-04

**Coaching Experience:**  
Southern Illinois, Graduate Asst., 2004-06  
Southern Illinois, Assistant Coach, 2006-12  
Kansas State, Dir. of Operations, 2012-13  
Missouri State, Assistant Coach, 2013-16  
Kansas State, Assistant Coach, 2016-20  
Southeast Missouri, 2020-pr.





## 2020-21 Statistics

<b>RECORD:</b>	<b>OVERALL</b>	<b>HOME</b>	<b>AWAY</b>	<b>NEUTRAL</b>
ALL GAMES	7-12	5-5	1-7	1-0
CONFERENCE	5-8	4-4	1-4	0-0
NON-CONFERENCE	2-4	1-1	0-3	1-0

#	Player	gp-gs	min	avg	Total		3-Point		F-Throw		Rebounds				pf	dq	a	to	blk	stl	pts	avg
					fg-fga	fg%	3fg-fga	3fg%	ft-fa	ft%	off	def	tot	avg								
05	HARRIS, Chris	18-18	532	29.6	67-191	.351	28-96	.292	69-92	.750	4	37	41	2.3	37	1	46	45	2	12	231	12.8
31	TAYLOR, Nolan	15-15	304	20.3	53-92	.576	0-0	.000	39-62	.629	22	48	70	4.7	38	0	16	15	2	5	145	9.7
11	NICHOLAS, DQ	19-19	562	29.6	53-138	.384	11-43	.256	58-84	.690	10	82	92	4.8	49	2	59	58	2	21	175	9.2
21	AKENTEN, Nana	19-16	517	27.2	59-153	.386	36-103	.350	17-24	.708	20	87	107	5.6	46	2	21	36	6	26	171	9.0
03	REED, JR., Eric	19-14	522	27.5	58-125	.464	35-78	.449	18-30	.600	15	22	37	1.9	34	0	19	21	2	12	169	8.9
10	PATTERSON, Manny	14-4	180	12.9	30-53	.566	0-0	.000	23-33	.697	11	31	42	3.0	37	1	5	19	11	1	83	5.9
02	LOVE, Jordan	19-0	365	19.2	38-94	.404	9-26	.346	24-44	.545	10	36	46	2.4	16	0	35	19	3	20	109	5.7
25	RUSSELL, Nygal	19-7	371	19.5	23-72	.319	6-32	.188	12-27	.444	21	53	74	3.9	43	2	16	22	3	21	64	3.4
33	BRANSON, Dylan	19-2	288	15.2	17-30	.567	10-16	.625	10-11	.909	13	34	47	2.5	33	2	27	26	2	4	54	2.8
44	AGNEW, Darrious	10-0	73	7.3	6-17	.353	1-2	.500	12-16	.750	5	10	15	1.5	11	0	2	7	3	2	25	2.5
14	JOHNSON, Nate	19-0	173	9.1	20-35	.571	0-0	.000	7-18	.389	16	24	40	2.1	24	0	6	10	9	3	47	2.5
13	LONG, Parker	7-0	33	4.7	2-4	.500	2-3	.667	0-0	.000	2	2	4	0.6	2	0	1	2	0	1	6	0.9
12	MORRISON, Evan	1-0	5	5.0	0-4	.000	0-2	.000	0-0	.000	0	0	0	0.0	0	0	0	0	0	0	0	0.0
Team											25	26	51				6					
Total.....		19	3925		426-1008	.423	138-401	.344	289-441	.655	174	492	666	35.1	370	10	253	286	45	128	1279	67.3
Opponents.....		19	3925		460-1019	.451	128-369	.347	278-401	.693	136	487	623	32.8	368	-	256	260	63	128	1326	69.8

<b>TEAM STATISTICS</b>	<b>SEMO</b>	<b>OPP</b>	<b>Date</b>	<b>Opponent</b>	<b>Score</b>	<b>Att.</b>
SCORING	1279	1326	11-28-20	vs Kansas City	W 71-66	175
Points per game	67.3	69.8	12-02-20	SOUTHERN ILLINOIS	Lot 79-87	740
Scoring margin	-2.5	-	12-07-20	LIPSCOMB	W 82-77	580
FIELD GOALS-ATT	426-1008	460-1019	12-09-20	at Lipscomb	Lot 74-80	488
Field goal pct	.423	.451	12-15-20	at Evansville	Lot 63-66	0
3 POINT FG-ATT	138-401	128-369	* 12-18-20	UT MARTIN	L 67-69	748
3-point FG pct	.344	.347	12-22-20	at Indiana St.	L 66-72	100
3-pt FG made per game	7.3	6.7	* 12-30-20	at Tennessee Tech	L 63-72	430
FREE THROWS-ATT	289-441	278-401	* 01-02-21	TENNESSEE STATE	Wo2 83-79	760
Free throw pct	.655	.693	* 01-07-21	at Belmont	L 66-77	271
F-Throws made per game	15.2	14.6	* 01-16-21	MOREHEAD STATE	L 50-64	799
REBOUNDS	666	623	* 01-19-21	at Tennessee St.	W 63-59	231
Rebounds per game	35.1	32.8	* 01-21-21	at Morehead State	L 65-76	775
Rebounding margin	+2.3	-	* 01-26-21	at UT Martin	L 66-69	267
ASSISTS	253	256	* 01-28-21	SIUE	W 64-62	723
Assists per game	13.3	13.5	* 01-30-21	EASTERN ILLINOIS	W 75-44	842
TURNOVERS	286	260	* 02-01-21	MURRAY STATE	L 60-77	690
Turnovers per game	15.1	13.7	* 02-04-21	TENNESSEE TECH	W 68-64	642
Turnover margin	-1.4	-	* 02-06-21	JACKSONVILLE STATE	L 54-66	720
Assist/turnover ratio	0.9	1.0	* = Conference game			
STEALS	128	128	! = Negro Baseball League Museum Tip-Off Classic (Kansas City, Mo.)			
Steals per game	6.7	6.7				
BLOCKS	45	63				
Blocks per game	2.4	3.3				
ATTENDANCE	7244	2737				
Home games-Avg/Game	10-724	8-320				
Neutral site-Avg/Game	-	1-175				

<b>Score by Periods</b>	<b>1st</b>	<b>2nd</b>	<b>OT</b>	<b>OT2</b>	<b>Totals</b>
Southeast Missouri	570	666	32	11	1279
Opponents	599	671	49	7	1326



## 2020-21 OVC Statistics

RECORD:	OVERALL	HOME	AWAY	NEUTRAL
ALL GAMES	5-8	4-4	1-4	0-0
CONFERENCE	5-8	4-4	1-4	0-0
NON-CONFERENCE	0-0	0-0	0-0	0-0

#	Player	gp-gs	min	avg	Total		3-Point		F-Throw		Rebounds				pf	dq	a	to	blk	stl	pts	avg
					fg-fga	fg%	3fg-fga	3fg%	ft-fa	ft%	off	def	tot	avg								
05	HARRIS, Chris	12-12	349	29.1	36-116	.310	16-62	.258	50-59	.847	1	26	27	2.3	24	0	32	27	2	10	138	11.5
11	NICHOLAS, DQ	13-13	392	30.2	36-89	.404	9-31	.290	39-59	.661	8	64	72	5.5	26	0	44	36	1	13	120	9.2
21	AKENTEN, Nana	13-12	354	27.2	41-110	.373	24-75	.320	11-15	.733	11	62	73	5.6	28	0	15	24	1	19	117	9.0
03	REED, JR., Eric	13-12	358	27.5	34-84	.405	23-57	.404	15-24	.625	6	14	20	1.5	18	0	17	15	1	8	106	8.2
31	TAYLOR, Nolan	9-9	162	18.0	27-45	.600	0-0	.000	19-34	.559	9	20	29	3.2	22	0	7	10	0	3	73	8.1
02	LOVE, Jordan	13-0	226	17.4	28-64	.438	8-22	.364	17-27	.630	8	21	29	2.2	10	0	20	13	2	12	81	6.2
10	PATTERSON, Manny	13-4	171	13.2	28-50	.560	0-0	.000	22-31	.710	11	29	40	3.1	34	1	5	17	11	1	78	6.0
25	RUSSELL, Nygal	13-1	209	16.1	15-44	.341	3-19	.158	3-12	.250	12	23	35	2.7	24	0	12	11	0	14	36	2.8
33	BRANSON, Dylan	13-2	223	17.2	11-21	.524	6-10	.600	7-7	1.000	11	28	39	3.0	22	2	20	18	2	3	35	2.7
44	AGNEW, Darrious	9-0	61	6.8	5-15	.333	1-2	.500	12-16	.750	5	8	13	1.4	9	0	2	7	2	1	23	2.6
14	JOHNSON, Nate	13-0	107	8.2	13-23	.565	0-0	.000	5-15	.333	7	14	21	1.6	16	0	2	8	6	3	31	2.4
13	LONG, Parker	7-0	33	4.7	2-4	.500	2-3	.667	0-0	.000	2	2	4	0.6	2	0	1	2	0	1	6	0.9
12	MORRISON, Evan	1-0	5	5.0	0-4	.000	0-2	.000	0-0	.000	0	0	0	0.0	0	0	0	0	0	0	0	0.0
Team											15	20	35					5				
Total.....		13	2650		276-669	.413	92-283	.325	200-299	.669	106	331	437	33.6	235	3	177	193	28	88	844	64.9
Opponents.....		13	2650		316-703	.450	84-253	.332	162-248	.653	107	335	442	34.0	245	-	175	187	44	92	878	67.5

TEAM STATISTICS	SEMO	OPP	Date	Opponent	Score	Att.
SCORING	844	878	* 12-18-20	UT MARTIN	L 67-69	748
Points per game	64.9	67.5	* 12-30-20	at Tennessee Tech	L 63-72	430
Scoring margin	-2.6	-	* 01-02-21	TENNESSEE STATE	Wo2 83-79	760
FIELD GOALS-ATT	276-669	316-703	* 01-07-21	at Belmont	L 66-77	271
Field goal pct	.413	.450	* 01-16-21	MOREHEAD STATE	L 50-64	799
3 POINT FG-ATT	92-283	84-253	* 01-19-21	at Tennessee St.	w 63-59	231
3-point FG pct	.325	.332	* 01-21-21	at Morehead State	L 65-76	775
3-pt FG made per game	7.1	6.5	* 01-26-21	at UT Martin	L 66-69	267
FREE THROWS-ATT	200-299	162-248	* 01-28-21	SIUE	w 64-62	723
Free throw pct	.669	.653	* 01-30-21	EASTERN ILLINOIS	w 75-44	842
F-Throws made per game	15.4	12.5	* 02-01-21	MURRAY STATE	L 60-77	690
REBOUNDS	437	442	* 02-04-21	TENNESSEE TECH	w 68-64	642
Rebounds per game	33.6	34.0	* 02-06-21	JACKSONVILLE STATE	L 54-66	720
Rebounding margin	-0.4	-				
ASSISTS	177	175				
Assists per game	13.6	13.5				
TURNOVERS	193	187				
Turnovers per game	14.8	14.4				
Turnover margin	-0.5	-				
Assist/turnover ratio	0.9	0.9				
STEALS	88	92				
Steals per game	6.8	7.1				
BLOCKS	28	44				
Blocks per game	2.2	3.4				
ATTENDANCE	5924	1974				
Home games-Avg/Game	8-740	5-395				
Neutral site-Avg/Game	-	0-0				

\* = Conference game

! = Negro Baseball League Museum Tip-Off Classic (Kansas City, Mo.)

Score by Periods	1st	2nd	OT	OT2	Totals
Southeast Missouri	391	436	6	11	844
Opponents	414	451	6	7	878



## SOUTHEAST MISSOURI BASKETBALL NOTES // MURRAY STATE

### Comparison Game-by-Game (SEMO/Opponent)

Opponent	1st	2nd	Score	Mar	Total FG	FG Pct	3-Pointers	3FG Pct	Free Throws	FT Pct	Rebounds (Mar)	Assist	T/Over	Block	Steal	Fouls
Kansas City	37/31	34/35	71-66	+5	20-41/24-52	.488/.462	10-23/4-13	.435/.308	21-35/14-23	.600/.609	31/32 (1)	12/13	17/17	5/2	11/13	22/25
Southern Illinois	31/29	40/42	79-87	(8)	31-74/25-58	.419/.431	6-19/9-21	.316/.429	11-21/28-35	.524/.800	50/37 +13	21/13	13/9	7/7	6/5	28/18
Lipscomb	39/37	43/40	82-77	+5	30-62/28-51	.484/.549	10-26/10-22	.385/.455	12-16/11-14	.750/.786	31/25 +6	19/22	7/13	1/2	6/1	12/16
Lipscomb	22/32	41/31	74-8	(6)	25-55/26-55	.455/.473	6-17/9-20	.353/.450	18-28/19-24	.643/.792	41/25 +16	8/15	21/10	3/3	7/7	22/24
Evansville	26/24	30/32	63-66	(3)	23-55/21-54	.418/.389	8-16/8-23	.500/.348	9-15/16-22	.600/.727	41/32 +9	9/8	16/9	0/4	4/4	24/17
UT Martin	31/31	36/38	67-69	(2)	23-51/25-57	.451/.439	9-27/7-17	.333/.412	12-19/12-17	.632/.706	32/33 (1)	17/12	11/9	3/2	5/6	18/17
Indiana State	24/32	42/40	66-72	(6)	21-52/20-46	.404/.435	6-17/4-17	.353/.235	18-27/28-35	.667/.800	35/30 +5	7/10	19/15	1/1	6/6	27/23
Tennessee Tech	23/38	40/34	63-72	(9)	24-54/25-52	.444/.481	7-20/6-23	.350/.261	8-14/16-25	.571/.640	30/35 (5)	16/16	19/17	1/4	5/12	19/18
Tennessee State	31/28	35/38	83-79	+4	19-53/25-54	.358/.463	5-21/7-18	.238/.389	40-51/22-28	.784/.786	31/40 (9)	10/16	17/25	5/4	14/5	26/36
Belmont	35/33	31/44	66-77	(11)	24-62/30-62	.387/.484	7-24/4-20	.292/.200	11-15/13-21	.733/.619	41/36 +5	14/17	15/11	4/6	7/7	18/8
Morehead State	31/31	19/33	50-64	(14)	18-44/23-50	.409/.460	9-22/6-16	.409/.375	5-11/12-19	.455/.632	32/31 +1	13/8	19/12	4/2	5/8	18/16
Tennessee State	35/30	28/29	63-59	+4	17-46/22-56	.370/.393	6-22/1-13	.273/.077	23-35/14-25	.657/.560	36/40 (4)	9/9	15/14	3/1	7/6	23/23
Morehead State	29/34	36/42	65-76	(11)	20-54/25-48	.370/.521	7-28/7-14	.250/.500	18-28/19-35	.667/.543	35/33 +2	13/16	10/11	0/5	5/5	25/17
UT Martin	32/32	34/37	66-69	(3)	24-49/25-50	.490/.500	8-23/10-18	.348/.556	10-17/9-11	.588/.818	30/23 +7	17/15	15/14	0/1	5/10	13/17
SIU Edwardsville	27/34	37/28	64-62	+2	20-55/24-51	.364/.471	7-21/4-16	.333/.250	17-32/10-15	.531/.667	37/38 (1)	13/11	14/21	1/4	13/4	17/25
Eastern Illinois	38/20	37/24	75-44	+31	27-57/14-53	.474/.264	6-18/9-33	.333/.273	15-20/7-11	.750/.636	50/25 +25	17/8	15/15	0/2	11/9	15/15
Murray State	24-36	36/41	60-77	(17)	21-48/30-59	.438/.508	8-23/12-22	.348/.545	10-13/5-8	.769/.625	26/32 (6)	14/20	13/8	5/3	2/8	8/13
Tennessee Tech	26/39	42/25	68-64	+4	22-45/22-53	.489/.415	6-15/7-18	.400/.389	18-19/13-17	.947/.765	25/32 (7)	17/14	18/15	2/2	5/8	17/15
Jacksonville State	29/28	25/38	54-66	(12)	17-51/26-58	.333/.448	7-19/4-25	.368/.160	13-26/10-16	.500/.625	32/44 (12)	7/13	12/15	0/8	4/4	18/25
Murray State																
Austin Peay																
Austin Peay																
Eastern Kentucky																
Eastern Kentucky																
Eastern Illinois																
SIU Edwardsville																

### Points in the Paint, Second Chance Points, Points Off Turnovers, Fastbreak Points, Bench Points

Opponent	W/L	POINTS IN THE PAINT		2ND CHANCE POINTS		POINTS OFF TURNS		FAST BREAK POINTS		BENCH POINTS	
		SEMO	OPP.	SEMO	OPP.	SEMO	OPP.	SEMO	OPP.	SEMO	OPP.
Kansas City	W	16	40	6	8	21	16	8	12	21	10
Southern Illinois	L	38	32	17	2	10	15	6	4	26	17
Lipscomb	W	28	32	12	1	23	7	4	2	23	8
Lipscomb	L	32	34	17	2	17	30	0	6	17	18
Evansville	L	24	20	12	7	13	12	8	9	28	14
UT Martin	L	20	26	12	7	12	8	8	2	21	11
Indiana State	L	30	24	12	7	15	18	6	18	26	19
Tennessee Tech	L	30	38	5	12	6	19	6	14	14	22
Tennessee State	W	20	32	13	10	32	24	0	2	12	33
Belmont	L	30	46	9	6	7	19	6	12	29	17
Morehead State	L	18	30	5	10	2	22	0	2	17	10
Tennessee State	W	20	36	8	13	9	9	2	13	17	4
Morehead State	L	26	30	4	4	8	9	3	6	12	18
UT Martin	L	30	22	7	4	12	19	12	13	23	17
SIU Edwardsville	W	24	30	10	9	15	8	4	12	22	20
Eastern Illinois	W	32	2	17	3	20	6	12	0	27	15
Murray State	L	20	28	2	15	6	15	0	6	17	13
Tennessee Tech	W	24	20	5	5	15	18	0	6	24	23
Jacksonville State	L	18	34	3	5	21	11	4	6	18	22
Murray State											
Austin Peay											
Austin Peay											
Eastern Kentucky											
Eastern Kentucky											
Eastern Illinois											
SIU Edwardsville											



# SOUTHEAST MISSOURI BASKETBALL NOTES // MURRAY STATE



## Game-by-Game Leaders

<u>Opponent</u>	<u>W/L</u>	<u>Score</u>	<u>Points</u>	<u>Rebounds</u>	<u>Assists</u>	<u>Blocks</u>	<u>Steals</u>
Kansas City	W	71-66	Harris - 18	Taylor, Russell - 7	Harris - 4	Russell - 2	Love - 4
Southern Illinois	L	79-87 <sup>OT</sup>	Reed, Jr. -17	Russell - 11	Harris - 5	Johnson, Akenten - 2	Russell - 2
Lipscomb	W	92-77	Harris, Reed, Jr. - 19	Taylor - 8	Taylor, Nicholas - 5	Taylor - 1	Nicholas - 3
Lipscomb	L	74-80 <sup>OT</sup>	Harris - 21	Russell - 8	Akenten, Love - 2	Taylor, Nicholas, Akenten - 1	Russell, Love - 2
Evansville	L	63-66 <sup>OT</sup>	Reed, Jr. - 16	Taylor - 9	Nicholas - 4	-	Nicholas, Russell, Reed, Jr., Love - 1
UT Martin	L	67-69	Harris - 23	Nicholas - 6	Russell - 6	Nicholas, Reed, Jr., Johnson - 1	Nicholas - 2
Indiana State	L	66-72	Harris - 16	Taylor, Harris - 6	Harris - 2	Agnew - 1	Nicholas, Akenten - 2
Tennessee Tech	L	63-72	Reed, Jr. - 14	Akenten - 9	Nicholas - 8	Branson - 1	Love - 2
Tennessee State	W	83-79 <sup>2OT</sup>	Nicholas - 21	Nicholas - 7	Nicholas - 5	Patterson, Harris - 2	Nicholas, Reed, Jr. - 3
Belmont	L	66-77	Akenten - 20	Akenten - 11	Love - 6	Patterson - 2	Akenten, Russell - 2
Morehead State	L	50-64	Akenten - 14	Akenten - 5	Taylor, Reed, Jr., Harris - 3	Patterson - 3	Harris - 2
Tennessee State	W	63-59	Harris - 17	Nicholas - 7	Harris - 3	Patterson - 3	Love, Nicholas - 2
Morehead State	L	65-76	Nicholas - 17	Akenten - 8	Reed, Jr., Nicholas - 3	-	Akenten, Russell - 2
UT Martin	L	66-69	Akenten - 18	Nicholas - 9	Nicholas - 6	-	Love - 2
SIU Edwardsville	W	64-62	Akenten - 10	Nicholas - 7	Branson, Harris - 3	Love - 1	Russell - 6
Eastern Illinois	W	75-44	Akenten - 13	Nicholas - 8	Harris, Nicholas - 5	-	Akenten, Harris - 5
Murray State	L	60-77	Reed, Jr. - 12	Nicholas - 9	Branson - 4	Johnson - 3	Harris, Nicholas - 1
Tennessee Tech	W	68-64	Patterson - 22	Patterson - 6	Harris - 5	Patterson, Johnson - 1	Reed, Jr. - 3
Jacksonville State	L	54-66	Nicholas - 13	Akenten - 6	Love - 2	-	Akenten - 2
Murray State							
Austin Peay							
Austin Peay							
Eastern Kentucky							
Eastern Kentucky							
Eastern Illinois							
SIU Edwardsville							

## Game-by-Game Starters

<u>Opponent</u>	<u>W/L</u>	<u>Score</u>	<u>Guard</u>	<u>Guard</u>	<u>Guard</u>	<u>Guard</u>	<u>Forward</u>	<u>First Man Off the Bench</u>
Kansas City	W	71-66	Nicholas	Harris	Reed, Jr.	Russell	Taylor	Akenten, 17 pts., 6 reb., 3 steals, 2 blocks, 32 min.
Southern Illinois	L	79-87 <sup>OT</sup>	Nicholas	Harris	Reed, Jr.	Russell	Taylor	Johnson, 6 pts., 3 reb., 2 blocks, 14 min.
Lipscomb	W	82-77	Nicholas	Harris	Akenten	Russell	Taylor	Reed, Jr., 19 pts., 23 min.
Lipscomb	L	74-80 <sup>OT</sup>	Nicholas	Harris	Akenten	Russell	Taylor	Reed, Jr., 5 pts., 3 reb., 30 min.
Evansville	L	63-66 <sup>OT</sup>	Nicholas	Harris	Akenten	Russell	Taylor	Johnson, 6 pts., 3 reb., 14 min.
UT Martin	L	67-69	Nicholas	Harris	Akenten	Russell	Taylor	Reed, Jr., 10 pts., 27 min.
Indiana State	L	66-72	Nicholas	Harris	Akenten	Russell	Taylor	Reed, Jr., 6 pts., 3 reb., 25 min.
Tennessee Tech	L	63-72	Nicholas	Harris	Akenten	Reed, Jr.	Taylor	Russell, 5 pts., 1 reb., 16 min.
Tennessee State	W	83-79 <sup>2OT</sup>	Nicholas	Harris	Akenten	Reed, Jr.	Taylor	Patterson, 5 pts., 3 reb., 2 blocks, 11 min.
Belmont	L	66-77	Nicholas	Branson	Akenten	Reed, Jr.	Taylor	Russell, 3 pts., 6 reb., 27 min.
Morehead State	L	50-64	Nicholas	Harris	Akenten	Reed, Jr.	Taylor	Patterson, 2 pts., 4 reb., 3 blocks, 11 min.
Tennessee State	W	63-59	Nicholas	Harris	Akenten	Reed, Jr.	Taylor	Branson, 2 pts., 5 reb., 20 min.
Morehead State	L	65-76	Nicholas	Harris	Akenten	Reed, Jr.	Taylor	Branson, 2 pts., 2 reb., 13 min.
UT Martin	L	66-69	Nicholas	Harris	Akenten	Reed, Jr.	Taylor	Patterson, 4 min.
SIU Edwardsville	W	64-62	Nicholas	Harris	Akenten	Reed, Jr.	Taylor	Patterson, 4 pts., 2 reb., 12 min.
Eastern Illinois	W	75-44	Nicholas	Harris	Akenten	Reed, Jr.	Patterson	Johnson 7 pts., 3 reb., 14 min.
Murray State	L	60-77	Nicholas	Harris	Akenten	Reed, Jr.	Patterson	Branson, 3 reb., 4 assists, 20 min.
Tennessee Tech	W	68-64	Nicholas	Harris	Akenten	Reed, Jr.	Patterson	Love, 14 pts., 2 reb., 21 min.
Jacksonville State	L	54-66	Nicholas	Harris	Akenten	Reed, Jr.	Patterson	Love, 8 pts., 2 assists, 23 min.
Murray State								
Austin Peay								
Austin Peay								
Eastern Kentucky								
Eastern Kentucky								
Eastern Illinois								
SIU Edwardsville								

## Starting Lineup Combinations

<u>Record</u>	<u>Guard</u>	<u>Guard</u>	<u>Guard</u>	<u>Guard</u>	<u>Forward</u>
1-1	Nicholas	Harris	Reed, Jr.	Russell	Taylor
1-4	Nicholas	Harris	Akenten	Russell	Taylor
3-4	Nicholas	Harris	Akenten	Reed, Jr.	Taylor
0-1	Nicholas	Branson	Akenten	Reed, Jr.	Taylor
2-2	Nicholas	Harris	Akenten	Reed, Jr.	Patterson



## SOUTHEAST MISSOURI BASKETBALL NOTES // MURRAY STATE

	Score	FG-A	Pct.	3FG-A	Pct.	FT-A	Pct.	OFF	DEF	Total	F	A	TO	B	S
<b>Southeast Missouri</b>	<b>W, 71-66</b>	<b>20-41</b>	<b>.488</b>	<b>10-23</b>	<b>.435</b>	<b>21-35</b>	<b>.600</b>	<b>3</b>	<b>28</b>	<b>31</b>	<b>22</b>	<b>12</b>	<b>17</b>	<b>5</b>	<b>11</b>
Kansas City		24-52	.462	4-13	.308	14-23	.609	7	25	32	25	13	17	2	13
<b>Southeast Missouri</b>	<b>L, 79-87 OT</b>	<b>31-74</b>	<b>.419</b>	<b>6-19</b>	<b>.316</b>	<b>11-21</b>	<b>.524</b>	<b>18</b>	<b>32</b>	<b>50</b>	<b>28</b>	<b>21</b>	<b>13</b>	<b>7</b>	<b>6</b>
Southern Illinois		25-58	.431	9-21	.429	28-35	.800	4	33	37	18	13	9	7	5
<b>Southeast Missouri</b>	<b>W, 82-77</b>	<b>30-62</b>	<b>.484</b>	<b>10-26</b>	<b>.385</b>	<b>12-16</b>	<b>.750</b>	<b>11</b>	<b>20</b>	<b>31</b>	<b>12</b>	<b>19</b>	<b>7</b>	<b>1</b>	<b>6</b>
Lipscomb		28-51	.549	10-22	.455	11-14	.786	4	21	25	16	22	13	2	1
<b>Southeast Missouri</b>	<b>L, 74-80 OT</b>	<b>25-55</b>	<b>.455</b>	<b>6-17</b>	<b>.353</b>	<b>18-28</b>	<b>.643</b>	<b>15</b>	<b>26</b>	<b>41</b>	<b>22</b>	<b>8</b>	<b>21</b>	<b>3</b>	<b>7</b>
Lipscomb		26-55	.473	9-20	.450	19-24	.792	3	22	25	24	15	10	3	7
<b>Southeast Missouri</b>	<b>L, 63-66 OT</b>	<b>23-55</b>	<b>.418</b>	<b>8-16</b>	<b>.500</b>	<b>9-15</b>	<b>.600</b>	<b>10</b>	<b>31</b>	<b>41</b>	<b>24</b>	<b>9</b>	<b>16</b>	<b>0</b>	<b>4</b>
Evansville		21-54	.389	8-23	.348	16-22	.727	5	27	32	17	8	9	4	4
<b>Southeast Missouri</b>	<b>L, 67-69</b>	<b>23-51</b>	<b>.451</b>	<b>9-27</b>	<b>.333</b>	<b>12-19</b>	<b>.632</b>	<b>6</b>	<b>26</b>	<b>32</b>	<b>18</b>	<b>17</b>	<b>11</b>	<b>3</b>	<b>5</b>
UT Martin		25-57	.439	7-17	.412	12-17	.706	8	25	33	17	12	9	2	6
<b>Southeast Missouri</b>	<b>L, 66-72</b>	<b>21-52</b>	<b>.404</b>	<b>6-17</b>	<b>.353</b>	<b>18-27</b>	<b>.667</b>	<b>11</b>	<b>24</b>	<b>35</b>	<b>27</b>	<b>7</b>	<b>19</b>	<b>1</b>	<b>6</b>
Indiana State		20-46	.435	4-17	.235	28-35	.800	6	24	30	23	10	15	1	6
<b>Southeast Missouri</b>	<b>L, 63-72</b>	<b>24-54</b>	<b>.444</b>	<b>7-20</b>	<b>.350</b>	<b>8-14</b>	<b>.571</b>	<b>6</b>	<b>24</b>	<b>30</b>	<b>19</b>	<b>16</b>	<b>19</b>	<b>1</b>	<b>5</b>
Tennessee Tech		25-52	.481	6-23	.261	16-25	.640	8	27	35	18	16	17	4	12
<b>Southeast Missouri</b>	<b>W, 83-79 2OT</b>	<b>19-53</b>	<b>.358</b>	<b>5-21</b>	<b>.238</b>	<b>40-51</b>	<b>.784</b>	<b>9</b>	<b>22</b>	<b>31</b>	<b>26</b>	<b>10</b>	<b>17</b>	<b>5</b>	<b>14</b>
Tennessee State		25-54	.463	7-18	.389	22-28	.786	9	31	40	36	16	25	4	5
<b>Southeast Missouri</b>	<b>L, 66-77</b>	<b>24-62</b>	<b>.387</b>	<b>7-24</b>	<b>.292</b>	<b>11-15</b>	<b>.733</b>	<b>12</b>	<b>29</b>	<b>41</b>	<b>18</b>	<b>14</b>	<b>15</b>	<b>4</b>	<b>7</b>
Belmont		30-62	.484	4-20	.200	13-21	.619	9	27	36	8	17	11	6	7
<b>Southeast Missouri</b>	<b>L, 50-64</b>	<b>18-44</b>	<b>.409</b>	<b>9-22</b>	<b>.409</b>	<b>5-11</b>	<b>.455</b>	<b>6</b>	<b>26</b>	<b>32</b>	<b>18</b>	<b>13</b>	<b>19</b>	<b>4</b>	<b>5</b>
Morehead State		23-50	.460	6-16	.375	12-19	.632	7	24	31	16	8	12	2	8
<b>Southeast Missouri</b>	<b>W, 63-59</b>	<b>17-46</b>	<b>.370</b>	<b>6-22</b>	<b>.273</b>	<b>23-35</b>	<b>.657</b>	<b>8</b>	<b>28</b>	<b>36</b>	<b>23</b>	<b>9</b>	<b>15</b>	<b>3</b>	<b>7</b>
Tennessee State		22-56	.393	1-13	.077	14-25	.560	12	28	40	23	9	14	1	6
<b>Southeast Missouri</b>	<b>L, 65-76</b>	<b>20-54</b>	<b>.370</b>	<b>7-28</b>	<b>.250</b>	<b>18-27</b>	<b>.667</b>	<b>7</b>	<b>28</b>	<b>35</b>	<b>25</b>	<b>13</b>	<b>10</b>	<b>0</b>	<b>5</b>
Morehead State		25-48	.521	7-14	.500	19-35	.543	4	29	33	17	16	11	5	5
<b>Southeast Missouri</b>	<b>L, 66-69</b>	<b>24-49</b>	<b>.490</b>	<b>8-23</b>	<b>.348</b>	<b>10-17</b>	<b>.588</b>	<b>7</b>	<b>23</b>	<b>30</b>	<b>13</b>	<b>17</b>	<b>15</b>	<b>0</b>	<b>5</b>
UT Martin		25-50	.500	10-18	.556	9-11	.818	3	20	23	17	15	14	1	10
<b>Southeast Missouri</b>	<b>W, 64-62</b>	<b>20-55</b>	<b>.364</b>	<b>7-21</b>	<b>.333</b>	<b>17-32</b>	<b>.531</b>	<b>12</b>	<b>25</b>	<b>37</b>	<b>17</b>	<b>13</b>	<b>14</b>	<b>1</b>	<b>13</b>
SIU Edwardsville		24-51	.471	4-16	.250	10-15	.667	6	32	38	25	11	21	4	4
<b>Southeast Missouri</b>	<b>W, 75-44</b>	<b>27-57</b>	<b>.474</b>	<b>6-18</b>	<b>.333</b>	<b>15-20</b>	<b>.750</b>	<b>16</b>	<b>34</b>	<b>50</b>	<b>15</b>	<b>17</b>	<b>15</b>	<b>0</b>	<b>11</b>
Eastern Illinois		14-53	.264	9-33	.273	7-11	.636	8	17	25	15	8	15	2	9
<b>Southeast Missouri</b>	<b>L, 60-77</b>	<b>21-48</b>	<b>.438</b>	<b>8-23</b>	<b>.348</b>	<b>10-13</b>	<b>.769</b>	<b>6</b>	<b>20</b>	<b>26</b>	<b>8</b>	<b>14</b>	<b>13</b>	<b>5</b>	<b>2</b>
Murray State		30-59	.508	12-22	.545	5-8	.625	10	22	32	13	20	8	3	8
<b>Southeast Missouri</b>	<b>W, 68-64</b>	<b>22-45</b>	<b>.489</b>	<b>6-15</b>	<b>.400</b>	<b>18-19</b>	<b>.947</b>	<b>4</b>	<b>21</b>	<b>25</b>	<b>17</b>	<b>17</b>	<b>18</b>	<b>2</b>	<b>5</b>
Tennessee Tech		22-53	.415	7-18	.389	13-17	.765	12	20	32	15	14	15	2	8
<b>Southeast Missouri</b>	<b>L, 54-66</b>	<b>17-51</b>	<b>.333</b>	<b>7-19</b>	<b>.368</b>	<b>13-26</b>	<b>.500</b>	<b>7</b>	<b>25</b>	<b>32</b>	<b>18</b>	<b>7</b>	<b>12</b>	<b>0</b>	<b>4</b>
Jacksonville State		26-58	.448	4-25	.160	10-16	.625	11	33	44	25	13	15	8	4
<b>Southeast Missouri</b>															
Murray State															
<b>Southeast Missouri</b>															
Austin Peay															
<b>Southeast Missouri</b>															
Austin Peay															
<b>Southeast Missouri</b>															
Eastern Kentucky															
<b>Southeast Missouri</b>															
Eastern Kentucky															
<b>Southeast Missouri</b>															
Eastern Illinois															
<b>Southeast Missouri</b>															
SIU Edwardsville															



## 2020-21 Game-by-Game Leaders Summary (# of Games)

### Points

Chris Harris.....	6
Nana Akenten.....	5
Erick Reed, Jr.....	5
DQ Nicholas.....	3
Manny Patterson.....	1

### Rebounds

DQ Nicholas.....	7
Nana Akenten.....	5
Nolan Taylor.....	4
Nygal Russell.....	3
Chris Harris.....	2
Manny Patterson.....	1

### Assists

Chris Harris.....	8
DQ Nicholas.....	7
Jordan Love.....	3
Nolan Taylor.....	2
Eric Reed, Jr.....	2
Dylan Branson.....	2
Nana Akenten.....	1
Nygal Russell.....	1

### Blocks

Manny Patterson.....	5
Nate Johnson.....	4
Nana Akenten.....	3
Nolan Taylor.....	2
DQ Nicholas.....	2
Eric Reed, Jr.....	1
Nygal Russell.....	1
Darrious Agnew.....	1
Dylan Branson.....	1
Chris Harris.....	1
Jordan Love.....	1

### Steals

DQ Nicholas.....	7
Jordan Love.....	6
Nygal Russell.....	6
Nana Akenten.....	5
Eric Reed, Jr.....	3
Chris Harris.....	2

### Dunks (# for 2020-21 Season)

Nana Akenten.....	5
Nate Johnson.....	2
Nygal Russell.....	2
Jordan Love.....	1

### Games Played/Started

	2020-21	Career
Nygal Russell	19/8	78/24
DQ Nicholas	19/19	49/38
Jordan Love	19/0	44/4
Darrious Agnew	10/0	32/5
Evan Morrison	1/0	18/0
Chris Harris	18/18	20/18
Nolan Taylor	15/15	15/15
Eric Reed, Jr.	19/14	19/14
Nana Akenten	19/16	19/16
Nate Johnson	19/0	19/0
Dylan Branson	19/2	19/2
Manny Patterson	14/4	14/4
Parker Long	7/0	7/0

## Career Ledger

### Double-Digit Point Games

	2020-21	Career
DQ Nicholas.....	9	18
Chris Harris.....	14	16
Nygal Russell.....	1	12
Eric Reed, Jr.....	8	8
Nolan Taylor.....	7	7
Nana Akenten.....	7	7
Jordan Love.....	3	5
Manny Patterson.....	3	3
Darrious Agnew.....	-	3
Dylan Branson.....	1	1

### Double-Digit Rebound Games

	2020-21	Career
Nygal Russell.....	1	1
Nana Akenten.....	1	1

### 20+ Point Games

	2020-21	Career
DQ Nicholas.....	1	4
Chris Harris.....	2	2
Manny Patterson.....	1	1
Nygal Russell.....	-	1

### 8+ Rebound Games

	2020-21	Career
Nana Akenten.....	3	3
DQ Nicholas.....	3	3
Nygal Russell.....	2	3
Nolan Taylor.....	2	2

### 5+ Assist Games

	2020-21	Career
Nygal Russell.....	1	5
DQ Nicholas.....	5	6
Chris Harris.....	3	3
Jordan Love.....	-	1
Nolan Taylor.....	1	1
Nana Akenten.....	1	1

### 3+ Steal Games

	2020-21	Career
DQ Nicholas.....	2	3
Nygal Russell.....	1	3
Jordan Love.....	2	2
Nana Akenten.....	2	2
Eric Reed, Jr.....	2	2
Chris Harris.....	1	1

### Double-Doubles

	2020-21	Career
Nana Akenten.....	1	1

## SEMO's 2020-21 Record:

At Home.....	5-5
On the Road.....	1-7
At Neutral Sites.....	1-0
In Ohio Valley Conference Games.....	5-8
In November.....	1-0
In December.....	1-6
In January.....	4-4
In February.....	1-2
In March.....	0-0
Leading at the Half.....	5-4
Trailing at the Half.....	2-5
Tied at the Half.....	0-3
In Overtime Games.....	1-3
The Redhawks Score First.....	3-5
In 1-4 Point Games.....	4-3
In 5-9 Point Games.....	2-4
In 10-14 Point Games.....	0-4
In 15+ Point Games.....	1-1
Leading with Five Minutes Left in Regulation.....	5-2
Trailing with Five Minutes Left in Regulation.....	2-10
Tied with Five Minutes Left in Regulation.....	0-0
Scoring Less than 50 Points.....	0-0
Scoring 50-59 Points.....	0-2
Scoring 60-69 Points.....	3-8
Scoring 70-79 Points.....	2-2
Scoring 80-89 Points.....	2-0
Scoring 90-99 Points.....	0-0
Scoring 100 or more Points.....	0-0
Giving up Less Than 50 Points.....	1-0
Giving up 50-59 Points.....	1-0
Giving up 60-69 Points.....	3-5
Giving up 70-79 Points.....	2-5
Giving up 80-89 Points.....	0-2
Giving up 90-99 Points.....	0-0
Giving up 100 or more Points.....	0-0
Shooting 50% or Better from the Field.....	0-0
Shooting Less Than 50% from the Field.....	7-12
Opponent Shoots 50% or Better from the Field.....	1-3
Opponent Shoots Less Than 50% from the Field.....	6-9
Outshooting Opponent.....	3-2
Outshot by Opponent.....	4-10
Field Goal Percentage is Tied.....	0-0
Shooting 50% or Better from 3-Point Range.....	0-1
Shooting Less Than 50% from 3-Point Range.....	7-11
Opponent Shoots 50% or Better from 3-Point Range.....	0-3
Opponent Shoots Less Than 50% from 3-Point Range.....	7-9
Shooting 50% or Better from the Free Throw Line.....	7-11
Shooting Less Than 50% from the Free Throw Line.....	0-1
Opponent Shoots 50% or Better from the Free Throw Line.....	7-11
Opponent Shoots Less Than 50% from the Free Throw Line.....	0-1
Shooting More Free Throws Than Opponent.....	7-4
Shooting Less Free Throws Than Opponent.....	0-7
Free Throws are Tied.....	0-1
Southeast's Starters Outscore Opponent's Starters.....	3-0
Opponent's Starters Outscore Southeast's Starters.....	4-12
Starter Scoring is Tied.....	0-0
Bench Outscores Opponent.....	6-8
Opponent Bench Outscores Southeast.....	1-4
Bench Scoring is Tied.....	0-0
Bench Contributes Double Figures in Points.....	7-12
No Redhawk Players Score Double Figures.....	0-0
Two Redhawk Players Score Double Figures.....	0-5
3+ Redhawk Players Score Double Figures.....	6-6
Outrebounding an Opponent.....	2-8
Opponent Outrebounds Southeast.....	5-4
Rebounds are Tied.....	0-0
Getting 10+ Assists.....	6-8
Getting 10+ Steals.....	4-0
Getting 5+ Blocks.....	2-2
Forcing more Turnovers than Opponent.....	3-4
Committing more Turnovers than Opponent.....	2-8
Turnovers are Tied.....	2-0



# SOUTHEAST MISSOURI BASKETBALL NOTES // MURRAY STATE



**DARRIOUS AGNEW**

**44**

**2020-21:** Played in 10 games off the bench...Saw his first action of the season when he logged 12 minutes at Indiana State (12/22)...Made a 3-pointer at Belmont (1/7)...Averages 2.5 points per game...Scored a season-high six points vs. Eastern Illinois (1/30)...Pulled down a season-best five rebounds vs. Murray State (2/1).

## Agnew's Game-by-Game Statistics

2020-21	FG	3P	FT	O/D	REB	E	PTS	A	TO	B	S	M
vs. Kansas City	DNP	-	-	-	-	-	-	-	-	-	-	-
Southern Illinois	DNP	-	-	-	-	-	-	-	-	-	-	-
Lipscomb	DNP	-	-	-	-	-	-	-	-	-	-	-
at Lipscomb	DNP	-	-	-	-	-	-	-	-	-	-	-
at Evansville	DNP	-	-	-	-	-	-	-	-	-	-	-
UT Martin	DNP	-	-	-	-	-	-	-	-	-	-	-
at Indiana State	1-2	0-0	0-0	0/2	2	2	2	0	0	1	1	12
at Tennessee Tech	0-1	0-0	0-0	0/0	0	0	0	0	0	0	0	3
Tennessee State	0-0	0-0	1-2	1/1	2	0	1	0	2	0	1	5
at Belmont	1-1	1-1	1-2	0/0	0	2	4	0	1	1	0	4
Morehead State	DNP	-	-	-	-	-	-	-	-	-	-	-
at Tennessee State	DNP	-	-	-	-	-	-	-	-	-	-	-
at Morehead State	DNP	-	-	-	-	-	-	-	-	-	-	-
at UT Martin	1-3	0-1	3-3	0/1	1	1	5	0	0	0	0	9
SIU Edwardsville	0-1	0-0	0-0	0/0	0	1	0	0	0	0	0	3
Eastern Illinois	1-3	0-0	4-4	2/0	2	3	6	0	2	0	0	10
Murray State	2-4	0-0	0-1	1/4	5	0	4	1	0	1	0	19
Tennessee Tech	0-1	0-0	0-0	0/0	0	0	0	0	2	0	0	2
Jacksonville State	0-1	0-0	3-4	1/2	3	2	3	1	0	0	0	6
at Murray State												
at Austin Peay												
Austin Peay												
Eastern Kentucky												
Eastern Kentucky												
at Eastern Illinois												
at SIU Edwardsville												
Totals	6-17	1-2	12-16	5/10	15	11	25	2	7	3	2	73

\* - Game Started

## 2020-21 Season-Highs

Points.....6	vs. Eastern Illinois (1/30/21)
Total Rebounds.....5	vs. Murray State (2/1/21)
Offensive.....2	vs. Eastern Illinois (1/30/21)
Defensive.....4	vs. Murray State (2/1/21)
FG Made.....2	vs. Murray State (2/1/21)
FG Attempted.....4	vs. Murray State (2/1/21)
3-Point FG Made.....1	at Belmont (1/7/21)
3-Point FG Attempted.....1	2x, last at UT Martin (1/26/21)
FT Made.....4	vs. Eastern Illinois (1/30/21)
FT Attempted.....4	2x, last vs. Jacksonville State (2/6/21)
Assists.....1	2x, last vs. Jacksonville State (2/6/21)
Blocks.....1	3x, last vs. Murray State (2/1/21)
Steals.....1	2x, last vs. Tennessee State (1/2/21)
Minutes.....19	vs. Murray State (2/1/21)

## Career-Highs

Points.....17	at Youngstown State (12/15/19)
Total Rebounds.....6	2x, last at Youngstown State (12/15/19)
Offensive.....3	vs. Cal State Fullerton (11/27/19)
Defensive.....4	3x, last vs. Murray State (2/1/21)
FG Made.....8	at Youngstown State (12/15/19)
FG Attempted.....14	at Youngstown State (12/15/19)
3-Point FG Made.....1	3x, last at Belmont (1/7/21)
3-Point FG Attempted.....2	vs. Cal State Fullerton (11/27/19)
FT Made.....5	at Santa Clara (11/29/19)
FT Attempted.....6	at Santa Clara (11/29/19)
Assists.....4	at Drake (12/7/19)
Blocks.....1	3x, last vs. Murray State (2/1/21)
Steals.....2	3x, last at Youngstown State (12/15/19)
Minutes.....22	vs. Murray State (1/18/20)

## Agnew's Career Statistics at Southeast Missouri

Overall																					
Season	G-GS	Min	Avg	FG-FGA	Pct	3FG-3FGA	Pct	FT-FTA	Pct	Off	Def	Tot	Avg	PF	FO	A	TO	Blk	Stl	Pts	Avg
2019-20	22-5	234	10.6	39-93	.419	2-8	.250	23-35	.657	15	31	46	2.1	35	1	10	20	0	11	103	4.7
2020-21	10-0	73	7.3	6-17	.353	1-2	.500	12-16	.750	5	10	15	1.5	11	0	2	7	3	2	25	2.5
Total	32-5	307	9.6	45-110	.409	3-10	.300	35-51	.686	20	41	61	1.9	46	1	12	27	3	13	128	4.0
Ohio Valley Conference Games Only																					
Season	G-GS	Min	Avg	FG-FGA	Pct	3FG-3FGA	Pct	FT-FTA	Pct	Off	Def	Tot	Avg	PF	FO	A	TO	Blk	Stl	Pts	Avg
2019-20	9-0	59	6.6	5-21	.238	0-1	.000	6-9	.667	3	8	11	1.2	9	1	3	4	0	2	16	1.8
2020-21	9-0	61	6.8	5-15	.333	1-2	.500	12-16	.750	5	8	13	1.4	9	0	2	7	2	1	23	2.6
Total	18-0	120	6.7	10-36	.278	1-3	.333	18-25	.720	8	16	24	1.3	18	1	5	11	2	3	39	2.2





# NANA AKENTEN

21

**2020-21:** Ranks fourth on the team in scoring and first in rebounding with nine points and 5.6 rebounds per game, respectively...Is the Redhawks second-best free throw shooter (.708, 17-of-24)...Ranks first on the team in 3-point field goals made (36)...Is third on the team with six blocks...Ranks 12th in the league in rebounding, 14th in steals (1.4 spg), seventh in 3-point field goals made (1.9 per game), ninth in defensive rebounds (4.6 per game) and 29th in minutes played (27.2 mpg)...Made a big Southeast Missouri debut when he came off the bench to score 17 points, including 16 in the first half at Kansas City (11/28)...Shot 6-of-12 from the field and finished with a game-high four 3-pointers against the Roos...Had two assists, three steals, two blocks and made a beyond halfcourt shot in that game...Followed that up with eight points and eight rebounds vs. Southern Illinois (12/2)...Scored nine points and had seven rebounds in his first career SEMO start vs. Lipscomb (12/7)...Started 16 games...Scored double figures in six contests...Became the first Redhawk to get a double-double in 2020-21 when he scored 20 points and grabbed 11 rebounds at Belmont (1/7)...Leads the team with 26 steals...Made four 3-pointers in four games...Had a season-best five steals vs. Eastern Illinois (1/30).

**Nebraska:** Played in 28 games in 2018-19, averaging 4.3 points and 2.5 rebounds per game while being one of the Huskers' first subs off the bench...His two starts came against Oklahoma State and Cal State Fullerton...Ranked sixth on the team with 24 three-pointers and shot 30 percent from long range...Reached double figures three times with a career-high 19 points in 13 minutes against Mississippi Valley State in the season-opener...Made a career-high five 3-pointers in that game, one of four contests with at least three 3-pointers...Had 11 points on 4-of-6 shooting in a win over Missouri State and 11 points on 5-of-7 field goals at #9 Michigan...Scored five or more points 10 times, including three times in Big Ten Conference play...Missed Nebraska's last six games due to a suspension for violation of team rules that led to his decision to transfer on Apr. 17, 2019...Provided depth on the wing as a freshman in 2017-18...Saw action in seven games, tallying seven points and two rebounds in 21 minutes...Made 3-pointers against Marist and Delaware State...Played a season-high six minutes at #3 Michigan State.

## Akenten's Game-by-Game Statistics

2020-21	FG	3P	FT	O/D	REB	E	PTS	A	TO	B	S	M
vs. Kansas City	6-12	4-9	1-2	0/6	6	2	17	2	2	2	3	32
Southern Illinois	3-7	1-4	1-2	1/7	8	5	8	1	5	2	1	32
Lipscomb*	3-10	3-6	0-0	3/4	7	1	9	0	1	0	0	29
at Lipscomb*	1-3	0-2	0-0	1/3	4	2	2	2	2	1	1	22
at Evansville*	4-6	4-4	2-2	3/2	5	3	14	0	1	0	0	28
UT Martin*	2-7	1-5	0-0	0/3	3	2	5	2	1	0	1	30
at Indiana State*	1-5	0-3	2-3	1/3	4	5	4	1	1	0	2	20
at Tennessee Tech*	3-13	2-8	0-0	1/8	9	3	8	2	3	0	0	33
Tennessee State*	1-5	0-4	4-4	0/6	6	3	6	0	3	0	2	37
at Belmont*	7-17	3-11	3-4	1/10	11	3	20	2	1	0	2	35
Morehead State*	5-9	4-7	0-1	2/3	5	2	14	0	3	1	1	28
at Tennessee State*	1-8	0-5	0-0	0/5	5	2	2	1	0	0	1	16
at Morehead State*	2-8	1-7	2-2	1/7	8	3	7	2	2	0	2	27
at UT Martin*	7-11	4-7	0-0	1/6	7	2	18	0	1	0	0	28
SIU Edwardsville*	3-7	3-4	1-2	2/2	4	3	10	1	3	0	2	26
Eastern Illinois*	5-10	3-7	0-0	1/4	5	1	13	2	3	0	5	27
Murray State *	2-7	1-5	0-0	1/1	2	1	5	1	2	0	0	22
Tennessee Tech	2-3	1-1	0-0	0/2	2	2	5	2	0	0	1	20
Jacksonville State*	1-5	1-4	1-2	1/5	6	1	4	0	2	0	2	25
at Murray State												
at Austin Peay												
Austin Peay												
Eastern Kentucky												
Eastern Kentucky												
at Eastern Illinois												
at SIU Edwardsville												
Totals	59-153	36-103	17-24	20/87	107	46	171	21	36	6	26	517


\* - Game Started

## 2020-21 Season/Career-Highs

Points .....	20	at Belmont (1/7/21)
Total Rebounds .....	11	at Belmont (1/7/21)
Offensive .....	3	2x, last at Evansville (12/15/20)
Defensive .....	10	at Belmont (1/7/21)
FG Made .....	7	2x, last at UT Martin (1/26/21)
FG Attempted .....	17	at Belmont (1/7/21)
3-Point FG Made .....	4	4x, last at UT Martin (1/26/21)
3-Point FG Attempted .....	11	at Belmont (1/7/21)
FT Made .....	4	vs. Tennessee State (1/2/21)
FT Attempted .....	4	2x, last at Belmont (1/7/21)
Assists .....	2	7x, last vs. Eastern Illinois (1/30/21)
Blocks .....	2	2x, last vs. Southern Illinois (12/2/20)
Steals .....	5	vs. Eastern Illinois (1/30/21)
Minutes .....	37	vs. Tennessee State (1/2/21)

## Akenten's Career Statistics at Southeast Missouri

Overall																					
Season	G-GS	Min	Avg	FG-FGA	Pct	3FG-3FGA	Pct	FT-FTA	Pct	Off	Def	Tot	Avg	PF	FO	A	TO	Blk	Stl	Pts	Avg
2020-21	19-16	517	27.2	59-153	.386	36-103	.350	17-24	.708	20	87	107	5.6	46	2	21	36	6	26	171	9.0
Ohio Valley Conference Games Only																					
Season	G-GS	Min	Avg	FG-FGA	Pct	3FG-3FGA	Pct	FT-FTA	Pct	Off	Def	Tot	Avg	PF	FO	A	TO	Blk	Stl	Pts	Avg
2020-21	13-12	354	27.2	41-110	.373	24-75	.320	11-15	.733	11	62	73	5.6	28	0	15	24	1	19	117	9.0



**DYLAN BRANSON**

**33**

## Branson's Game-by-Game Statistics

2020-21	FG	3P	FT	O/D	REB	E	PTS	A	TO	B	S	M
vs. Kansas City	0-0	0-0	0-0	0/0	0	1	0	0	2	0	1	5
Southern Illinois	1-3	0-1	0-0	1/3	4	3	2	3	0	0	0	8
Lipscomb	0-1	0-1	0-0	0/0	0	1	0	1	0	0	0	8
at Lipscomb	1-1	0-0	0-0	0/0	0	3	2	1	2	0	0	13
at Evansville	1-1	1-1	0-0	0/0	0	1	3	1	0	0	0	11
UT Martin	0-0	0-0	0-0	0/1	1	1	0	0	0	0	0	7
at Indiana State	3-3	3-3	3-4	1/3	4	2	12	1	4	0	0	20
at Tennessee Tech	1-1	0-0	0-0	0/0	0	1	2	1	2	1	0	11
Tennessee State	0-1	0-0	0-0	1/1	2	5	0	2	1	0	1	22
at Belmont*	0-1	0-1	3-3	2/2	4	0	3	2	1	0	0	18
Morehead State	2-3	2-2	0-0	0/4	4	1	6	0	2	0	1	19
at Tennessee State	1-2	0-0	0-0	4/1	5	3	2	1	1	0	0	20
at Morehead State	1-2	0-1	0-0	0/2	2	5	2	1	1	0	0	13
at UT Martin	1-1	1-1	0-0	1/0	1	0	3	3	0	0	0	15
SIU Edwardsville	2-4	2-2	2-2	0/4	4	1	8	3	1	0	0	23
Eastern Illinois	3-4	1-2	0-0	2/3	5	1	7	1	2	0	0	22
Murray State	0-1	0-1	0-0	1/2	3	1	0	4	3	1	0	20
Tennessee Tech*	0-1	0-0	2-2	0/5	5	1	2	1	1	0	0	20
Jacksonville State	0-0	0-0	0-0	0/3	3	2	0	1	3	0	1	13
at Murray State												
at Austin Peay												
Austin Peay												
Eastern Kentucky												
Eastern Kentucky												
at Eastern Illinois												
at SIU Edwardsville												
Totals	17-30	10-16	10-11	13/34	47	33	54	27	26	2	4	288

\* - Game Started

## 2020-21 Season/Career-Highs

Points .....	12	at Indiana State (12/22/20)
Total Rebounds .....	5	3x, last vs. Tennessee Tech (2/4/21)
Offensive .....	4	at Tennessee State (1/19/21)
Defensive .....	5	vs. Tennessee Tech (2/4/21)
FG Made .....	3	2x, last vs. Eastern Illinois (1/30/21)
FG Attempted .....	4	2x, last vs. Eastern Illinois (1/30/21)
3-Point FG Made .....	3	at Indiana State (12/22/20)
3-Point FG Attempted .....	3	at Indiana State (12/22/20)
FT Made .....	3	2x, last at Belmont (1/7/21)
FT Attempted .....	4	at Indiana State (12/22/20)
Assists .....	4	vs. Murray State (2/1/21)
Blocks .....	1	2x, last vs. Murray State (2/1/21)
Steals .....	1	4x, last vs. Jacksonville State (2/6/21)
Minutes .....	23	vs. SIUE (1/28/21)

## Branson's Career Statistics at Southeast Missouri

Overall																			
Season	G-GS	Min	Avg	FG-FGA	Pct	3FG-3FGA	Pct	FT-FTA	Pct	Off	Def	Tot	Avg	PF	FO	A	TO	Blk	Stl
2020-21	19-2	288	15.2	17-30	.567	10-16	.625	10-11	.909	13	34	47	2.5	33	2	27	26	2	4
Ohio Valley Conference Games Only																			
Season	G-GS	Min	Avg	FG-FGA	Pct	3FG-3FGA	Pct	FT-FTA	Pct	Off	Def	Tot	Avg	PF	FO	A	TO	Blk	Stl
2020-21	13-2	223	17.2	11-21	.524	6-10	.600	7-7	1.000	11	28	39	3.0	22	2	20	18	2	3



## CHRIS HARRIS

# 5

### Harris' Game-by-Game Statistics

2020-21	FG	3P	FT	O/D	REB	E	PTS	A	TO	B	S	M
vs. Kansas City*	5-9	3-6	5-11	1/2	3	1	18	4	4	0	0	35
Southern Illinois*	6-15	1-6	2-2	1/0	1	5	15	5	2	0	1	22
Lipscomb*	7-13	3-7	2-2	0/0	0	0	19	3	2	0	1	30
at Lipscomb*	7-17	4-8	3-8	0/2	2	2	21	0	4	0	0	35
at Evansville*	1-9	0-3	2-3	0/2	2	4	4	0	4	0	0	25
UT Martin*	7-14	2-5	7-10	0/1	1	2	23	1	3	0	0	32
at Indiana State*	5-12	1-4	5-7	1/5	6	1	16	2	2	0	0	36
at Tennessee Tech*	3-9	2-4	3-4	0/3	3	2	11	2	3	0	0	24
Tennessee State*	4-18	3-10	6-7	0/1	1	4	17	1	1	2	1	43
at Belmont	DNP	-	-	-	-	-	-	-	-	-	-	-
Morehead State*	2-10	1-6	0-0	0/2	2	1	5	3	0	0	2	28
at Tennessee State*	3-8	1-4	10-12	0/5	5	2	17	3	3	0	0	33
at Morehead State*	1-12	1-8	7-8	0/3	3	4	10	2	1	0	0	29
at UT Martin*	4-7	3-6	1-1	0/2	2	1	12	4	5	0	0	29
SIU Edwardsville*	2-9	0-5	3-4	1/4	5	2	7	3	2	0	1	26
Eastern Illinois*	5-7	1-2	0-0	0/4	4	2	11	5	2	0	5	25
Murray State*	2-8	0-5	6-6	0/0	0	0	10	2	0	0	1	25
Tennessee Tech*	3-5	2-2	5-5	0/0	0	3	13	5	5	0	0	30
Jacksonville State*	0-9	0-5	2-2	0/1	1	1	2	1	2	0	0	25
at Murray State												
at Austin Peay												
Austin Peay												
Eastern Kentucky												
Eastern Kentucky												
at Eastern Illinois												
at SIU Edwardsville												
Totals	67-191	28-90	69-92	4/37	41	37	231	46	45	2	12	532

\* - Game Started

**2020-21:** Missed one game at Belmont (1/7) due to a thumb injury...Leads the Redhawks in scoring (12.8 ppg) and field goals made (67) through 18 starts...Is third on the team in 3-point field goals made (28)...Ranks 16th in the Ohio Valley Conference in scoring...Is first on the team and seventh in the conference in free throw percentage (.750)...Ranks 15th in the OVC in 3-point field goals made (1.6)...Also ranks 15th among league foes in minutes played (29.6 mpg)...Became the first Redhawk to score 20 points this season when he dropped in 21 at Lipscomb (12/9)...Buried four 3-pointers in that game...Poured in a career-high 23 points and made the game-tying 3-pointer with eight seconds left vs. UT Martin (12/18)...Scored 19 points vs. Lipscomb (12/7)...Scored 18 points and played 35 minutes at Kansas City (11/28)...Made five free throws, buried three 3-pointers, grabbed three rebounds and dished out four assists in the Redhawks season-opener...Added 15 points and had five assists vs. Southern Illinois (12/2)...Scored double figures in 16 of his 20 career games...Finished as the Redhawks top scorer in six contests...Buried multiple 3-pointers in eight of his starts...Made two big free throws in the final 14 seconds and scored 17 points at Tennessee State (1/19)...Scored double figures 14 times.

### 2020-21 Season-Highs


Points .....	23	vs. UT Martin (12/18/20)
Total Rebounds .....	6	at Indiana State (12/22/20)
Offensive .....	1	4x, last vs. SIUE (1/28/21)
Defensive .....	5	2x, last at Tennessee State (1/19/21)
FG Made .....	7	3x, last vs. UT Martin (12/18/20)
FG Attempted .....	18	vs. Tennessee State (1/2/21)
3-Point FG Made .....	4	at Lipscomb (12/9/20)
3-Point FG Attempted .....	10	vs. Tennessee State (1/2/21)
FT Made .....	10	at Tennessee State (1/19/21)
FT Attempted .....	12	at Tennessee State (1/19/21)
Assists .....	5	3x, last vs. Tennessee Tech (2/4/21)
Blocks .....	2	vs. Tennessee State (1/2/21)
Steals .....	2	vs. Morehead State (1/16/21)
Minutes .....	43	vs. Tennessee State (1/2/21)

### Career-Highs

Points .....	23	vs. UT Martin (12/18/20)
Total Rebounds .....	6	at Indiana State (12/22/20)
Offensive .....	1	4x, last vs. SIUE (1/28/21)
Defensive .....	5	3x, last at Tennessee State (1/19/21)
FG Made .....	7	3x, last vs. UT Martin (12/18/20)
FG Attempted .....	18	vs. Tennessee State (1/2/21)
3-Point FG Made .....	4	at Lipscomb (12/9/20)
3-Point FG Attempted .....	10	vs. Tennessee State (1/2/21)
FT Made .....	10	at Tennessee State (1/19/21)
FT Attempted .....	12	at Tennessee State (1/19/21)
Assists .....	5	3x, last vs. Tennessee Tech (2/4/21)
Blocks .....	2	vs. Tennessee State (1/2/21)
Steals .....	2	vs. Morehead State (1/16/21)
Minutes .....	43	vs. Tennessee State (1/2/21)

### Harris' Career Statistics at Southeast Missouri

Overall																					
Season	G-GS	Min	Avg	FG-FGA	Pct	3FG-3FGA	Pct	FT-FTA	Pct	Off	Def	Tot	Avg	PF	FO	A	TO	Blk	Stl	Pts	Avg
2019-20	2-0	74	37.0	9-15	.600	5-7	.714	8-10	.800	0	6	6	3.0	5	0	2	5	1	0	31	15.5
2020-21	18-18	532	29.6	67-191	.351	28-96	.292	69-92	.750	4	37	41	2.3	37	1	46	45	2	12	231	12.8
Total	20-18	586	29.3	76-206	.369	33-103	.320	77-102	.755	4	43	47	2.4	42	1	48	50	3	12	262	13.1
Ohio Valley Conference Games Only																					
Season	G-GS	Min	Avg	FG-FGA	Pct	3FG-3FGA	Pct	FT-FTA	Pct	Off	Def	Tot	Avg	PF	FO	A	TO	Blk	Stl	Pts	Avg
2020-21	12-12	349	29.1	36-116	.310	16-62	.258	50-59	.847	1	26	27	2.3	24	0	32	27	2	10	138	11.5



## NATE JOHNSON

# 14

**2020-21:** Saw action in all 19 games off the bench...Averages 2.5 points and 2.1 rebounds per contest...Scored his first career points as a Redhawk vs. Southern Illinois (12/2)...Scored a season-high seven points vs. Eastern Illinois (1/30)...Grabbed a season-best five rebounds at Lipscomb (12/9)...Pulled down four rebounds, dished out two assists and had one block in 14 minutes at Kansas City (11/28), his first NCAA Division I appearance...Finished with two points and five rebounds at Lipscomb (12/9)...Ranks second on the team with nine blocks...Posted a season-high three blocks vs. Murray State (2/1).

**Seminole State College:** Spent the 2019-20 campaign at Seminole State College in Oklahoma...Was his team's top scorer and rebounder with a near double-double 12.3 points and nine rebounds per game...Also led the team in field goal percentage (.577) and blocks (25).

**St. Petersburg College:** Played his freshman season at St. Petersburg College in 2018-19...Averaged six points and five rebounds that year.

**Prep:** Played power forward at American Heritage High School.

**Personal:** Born February 5, 2000...Majoring in Psychology...Son of Wilt Johnson and Debbie Sinclair...Siblings are Chad Graham (brother), Armani Jackson (step brother) and Chanel Jackson (step sister).

## Johnson's Game-by-Game Statistics

2020-21	FG	3P	FT	O/D	REB	E	PTS	A	TO	B	S	M
vs. Kansas City	0-0	0-0	0-1	1/3	4	2	0	2	0	1	0	14
Southern Illinois	3-5	0-0	0-0	1/2	3	0	6	1	0	2	0	14
Lipscomb	1-1	0-0	0-0	1/3	4	1	2	0	1	0	0	12
at Lipscomb	1-3	0-0	0-0	3/2	5	1	2	1	0	0	0	10
at Evansville	2-3	0-0	2-2	3/0	3	3	6	0	0	0	0	15
UT Martin	1-2	0-0	0-1	0/2	2	1	2	0	0	1	0	9
at Indiana State	0-0	0-0	0-0	0/0	0	1	0	0	1	0	0	1
at Tennessee Tech	0-0	0-0	0-0	0/0	0	0	0	0	0	0	0	3
Tennessee State	1-1	0-0	0-0	1/0	1	0	2	0	0	0	1	7
at Belmont	1-2	0-0	0-2	2/1	3	3	2	0	1	1	0	7
Morehead State	0-1	0-0	0-1	0/0	0	3	0	0	0	0	0	7
at Tennessee State	0-1	0-0	0-0	0/1	1	2	0	0	0	0	1	5
at Morehead State	1-2	0-0	0-0	0/1	1	0	2	0	1	0	0	7
at UT Martin	2-4	0-0	1-3	1/0	1	1	5	0	0	0	0	6
SIU Edwardsville	1-1	0-0	1-2	0/3	3	1	3	1	1	0	0	6
Eastern Illinois	3-3	0-0	1-2	0/3	3	1	7	0	1	0	1	14
Murray State	1-1	0-0	0-0	0/1	1	1	2	1	0	3	0	10
Tennessee Tech	1-1	0-0	0-1	2/1	3	1	2	0	2	1	0	12
Jacksonville State	1-4	0-0	2-3	1/1	2	2	4	0	2	0	0	14
at Murray State												
at Austin Peay												
Austin Peay												
Eastern Kentucky												
Eastern Kentucky												
at Eastern Illinois												
at SIU Edwardsville												
Totals	20-35	0-0	7-18	16/24	40	19	47	6	10	9	3	173

\* - Game Started

## 2020-21 Season/Career-Highs

Points .....	7	vs. Eastern Illinois (1/30/21)
Total Rebounds .....	5	at Lipscomb (12/9/20)
Offensive .....	3	2x, last at Evansville (12/15/20)
Defensive .....	3	4x, last vs. Eastern Illinois (1/30/21)
FG Made .....	3	2x, last vs. Eastern Illinois (1/30/21)
FG Attempted .....	5	vs. Southern Illinois (12/2/20)
3-Point FG Made .....	-	-
3-Point FG Attempted .....	-	-
FT Made .....	2	2x, last vs. Jacksonville State (2/6/21)
FT Attempted .....	3	2x, last vs. Jacksonville State (2/6/21)
Assists .....	2	vs. Kansas City (11/28/20)
Blocks .....	3	vs. Murray State (2/1/21)
Steals .....	1	3x, last vs. Eastern Illinois (1/30/21)
Minutes .....	15	at Evansville (12/15/20)

## Johnson's Career Statistics at Southeast Missouri

Overall																					
Season	G-GS	Min	Avg	FG-FGA	Pct	3FG-3FGA	Pct	FT-FTA	Pct	Off	Def	Tot	Avg	PF	FO	A	TO	Blk	Stl	Pts	Avg
2020-21	19-0	173	9.1	20-35	.571	0-0	.000	7-18	.389	16	24	40	2.1	24	0	6	10	9	3	47	2.5
Ohio Valley Conference Games Only																					
Season	G-GS	Min	Avg	FG-FGA	Pct	3FG-3FGA	Pct	FT-FTA	Pct	Off	Def	Tot	Avg	PF	FO	A	TO	Blk	Stl	Pts	Avg
2020-21	13-0	107	8.2	13-23	.565	0-0	.000	5-15	.333	7	14	21	1.6	16	0	2	8	6	3	31	2.4





# PARKER LONG | 13

**2020-21:** Was ruled eligible to play by the NCAA on Jan. 14...Logged six minutes in his first NCAA Division I game off the bench vs. Morehead State (1/16)...Saw action in seven games...Had four rebounds in five minutes vs. Eastern Illinois (1/30)...Scored his first career points on a 3-pointer vs. Murray State (2/1)...Also made a 3-pointer vs. Tennessee Tech (2/4).

**Maryville University:** Played his freshman year at NCAA Division II member Maryville University in 2019-20...Led the Saints with 13.1 points per game, shot 42percent from the field, 79 percent at the free throw line and 40 percent from 3-point range...Dished out a team-high 100 assists for an average of nearly four per game (3.9).

**Prep:** Went to nearby Sikeston High School...Averaged 12.1 points, 6.5 assists and posted a 3.5-to-1 assist-to-turnover ratio as a senior...Shot 51 percent from the field and made 39 three-pointers at a 46 percent clip...In only two seasons at Sikeston High School, he dished out 281 assists...Earned SEMO All-Conference and All-District accolades his senior year.

**Personal:** Born July 30, 2000...Majoring in Psychology...Son of Carter and Angie Long...Played basketball with his twin brother, Owen, at Maryville University...Entered the transfer portal after Marc Striker was relieved of his duties as head coach.

## Long's Game-by-Game Statistics

2020-21	FG	3P	FT	O/D	REB	E	PTS	A	TO	B	S	M
vs. Kansas City	DNP	-	-	-	-	-	-	-	-	-	-	-
Southern Illinois	DNP	-	-	-	-	-	-	-	-	-	-	-
Lipscomb	DNP	-	-	-	-	-	-	-	-	-	-	-
at Lipscomb	DNP	-	-	-	-	-	-	-	-	-	-	-
at Evansville	DNP	-	-	-	-	-	-	-	-	-	-	-
UT Martin	DNP	-	-	-	-	-	-	-	-	-	-	-
at Indiana State	DNP	-	-	-	-	-	-	-	-	-	-	-
at Tennessee Tech	DNP	-	-	-	-	-	-	-	-	-	-	-
Tennessee State	DNP	-	-	-	-	-	-	-	-	-	-	-
at Belmont	DNP	-	-	-	-	-	-	-	-	-	-	-
Morehead State	0-0	0-0	0-0	0/0	0	0	0	0	1	0	0	6
at Tennessee State	DNP	-	-	-	-	-	-	-	-	-	-	-
at Morehead State	DNP	-	-	-	-	-	-	-	-	-	-	-
at UT Martin	0-0	0-0	0-0	0/0	0	0	0	0	0	0	1	2
SIU Edwardsville	0-0	0-0	0-0	0/0	0	0	0	0	0	0	0	3
Eastern Illinois	0-1	0-0	0-0	2/2	4	0	0	1	0	0	0	5
Murray State	1-1	1-1	0-0	0/0	0	0	3	0	1	0	0	6
Tennessee Tech	1-2	1-2	0-0	0/0	0	2	3	0	0	0	0	7
Jacksonville State	0-0	0-0	0-0	0/0	0	0	0	0	0	0	0	4
at Murray State												
at Austin Peay												
Austin Peay												
Eastern Kentucky												
Eastern Kentucky												
at Eastern Illinois												
at SIU Edwardsville												
Totals	2-4	2-3	0-0	2/2	4	2	6	1	2	0	1	33


\* - Game Started

## 2020-21 Season/Career-Highs

Points .....	3	2x, last vs. Tennessee Tech (2/4/21)
Total Rebounds .....	4	vs. Eastern Illinois (1/30/21)
Offensive .....	2	vs. Eastern Illinois (1/30/21)
Defensive .....	2	vs. Eastern Illinois (1/30/21)
FG Made .....	1	2x, last vs. Tennessee Tech (2/4/21)
FG Attempted .....	2	vs. Tennessee Tech (2/4/21)
3-Point FG Made .....	1	2x, last vs. Tennessee Tech (2/4/21)
3-Point FG Attempted .....	2	vs. Tennessee Tech (2/4/21)
FT Made .....	-	-
FT Attempted .....	-	-
Assists .....	1	vs. Eastern Illinois (1/30/21)
Blocks .....	-	-
Steals .....	1	at UT Martin (1/26/21)
Minutes .....	7	vs. Tennessee Tech (2/4/21)

## Long's Career Statistics at Southeast Missouri

Overall																			
Season	G-GS	Min	Avg	FG-FGA	Pct	3FG-3FGA	Pct	FT-FTA	Pct	Off	Def	Tot	Avg	PF	FO	A	TO	Blk	Stl
2020-21	7-0	33	4.7	2-4	.500	2-3	.667	0-0	.000	2	2	4	0.6	2	0	1	2	0	1
Ohio Valley Conference Games Only																			
Season	G-GS	Min	Avg	FG-FGA	Pct	3FG-3FGA	Pct	FT-FTA	Pct	Off	Def	Tot	Avg	PF	FO	A	TO	Blk	Stl
2020-21	7-0	33	4.7	2-4	.500	2-3	.667	0-0	.000	2	2	4	0.6	2	0	1	2	0	1



## JORDAN LOVE

# 2

**2020-21:** Posted double figures in the scoring column for the first time this season when he had 10 points vs. Southern Illinois (12/2)...Averages 5.7 points and 2.4 rebounds in 19 games off the bench...Finished with a career-high four steals and scored four points in 27 minutes at Kansas City (11/28)...Scored a big basket to give the Redhawks a six-point lead with 2:24 left in their win over Lipscomb (12/7)...Made 4-of-6 free throws, scored eight points and pulled down five rebounds at Lipscomb (12/9)...Knocked down a career-high three 3-pointers vs. UT Martin (12/18)...Ranks third on the team in steals (20) and third in assists (35)...Scored a season-high 12 points and dished out a career-high six assists at Belmont (1/7)...Pulled down a career-high six rebounds vs. Eastern Illinois (1/30)...Dropped in a season-high 14 points, all of which came in the second half, vs. Tennessee Tech (2/4)...Made a career-best 7-of-7 free throws in that game.

## Love's Game-by-Game Statistics

2020-21	FG	3P	FT	O/D	REB	E	PTS	A	TO	B	S	M
vs. Kansas City	2-6	0-1	0-3	0/3	3	0	4	3	1	0	4	27
Southern Illinois	4-5	1-1	1-4	0/3	3	1	10	3	2	1	1	19
Lipscomb	1-3	0-1	0-0	0/2	2	0	2	4	0	0	0	21
at Lipscomb	2-6	0-1	4-6	1/4	5	2	8	2	1	0	2	29
at Evansville	1-6	0-0	1-2	1/1	2	3	3	2	2	0	1	25
UT Martin	3-7	3-6	0-0	1/1	2	2	9	2	2	0	1	19
at Indiana State	0-4	0-0	1-2	0/2	2	0	1	1	0	0	0	18
at Tennessee Tech	1-1	0-0	1-2	0/3	3	0	3	1	2	0	2	13
Tennessee State	1-3	0-0	2-3	1/1	2	0	4	0	0	1	0	12
at Belmont	5-8	0-1	2-2	0/4	4	0	12	6	1	0	0	26
Morehead State	3-5	0-1	0-0	0/3	3	2	6	0	2	0	1	18
at Tennessee State	2-7	0-0	1-1	2/0	2	0	5	0	1	0	2	14
at Morehead State	0-0	0-0	0-0	0/0	0	2	0	0	0	0	0	8
at UT Martin	1-3	0-1	2-2	0/1	1	2	4	1	1	0	2	13
SIU Edwardsville	1-5	1-2	0-2	2/2	4	0	3	2	1	1	4	21
Eastern Illinois	2-8	0-2	1-3	2/4	6	0	5	3	0	0	0	16
Murray State	3-7	2-4	0-0	0/0	0	0	8	1	1	0	0	22
Tennessee Tech	3-6	1-3	7-7	0/2	2	2	14	2	1	0	0	21
Jacksonville State	3-4	1-2	1-5	0/0	0	0	8	2	1	0	0	23
at Murray State												
at Austin Peay												
Austin Peay												
Eastern Kentucky												
Eastern Kentucky												
at Eastern Illinois												
at SIU Edwardsville												
Totals	37-94	9-26	24-44	10/36	46	16	109	35	19	4	20	365

\* - Game Started

## 2020-21 Season/Career-Highs


Points.....14	vs. Tennessee Tech (2/4/21)
Total Rebounds.....6	vs. Eastern Illinois (1/30/21)
Offensive.....2	3x, last vs. Eastern Illinois (1/30/21)
Defensive.....4	3x, last vs. Eastern Illinois (1/30/21)
FG Made.....5	at Belmont (1/7/21)
FG Attempted.....8	2x, last vs. Eastern Illinois (1/30/21)
3-Point FG Made.....3	vs. UT Martin (12/18/20)
3-Point FG Attempted.....6	vs. UT Martin (12/18/20)
FT Made.....7	vs. Tennessee Tech (2/4/21)
FT Attempted.....7	vs. Tennessee Tech (2/4/21)
Assists.....6	at Belmont (1/7/21)
Blocks.....1	2x, last vs. Tennessee State (1/2/21)
Steals.....4	2x, last vs. SIUE (1/28/21)
Minutes.....29	at Lipscomb (12/9/20)

## Career-Highs

Points.....14	2x, last vs. Tennessee Tech (2/4/21)
Total Rebounds.....6	vs. Eastern Illinois (1/30/21)
Offensive.....2	6x, last vs. Eastern Illinois (1/30/21)
Defensive.....4	3x, last vs. Eastern Illinois (1/30/21)
FG Made.....5	at Belmont (1/7/21)
FG Attempted.....11	2x, last at Eastern Kentucky (2/1/20)
3-Point FG Made.....3	vs. UT Martin (12/18/20)
3-Point FG Attempted.....6	2x, last vs. UT Martin (12/18/20)
FT Made.....7	vs. Tennessee Tech (2/4/21)
FT Attempted.....7	vs. Tennessee Tech (2/4/21)
Assists.....6	at Belmont (1/7/21)
Blocks.....1	4x, last vs. Tennessee State (1/2/21)
Steals.....4	2x, last vs. SIUE (1/28/21)
Minutes.....30	at Eastern Kentucky (2/1/20)

## Love's Career Statistics at Southeast Missouri

Overall																					
Season	G-GS	Min	Avg	FG-FGA	Pct	3FG-3FGA	Pct	FT-FTA	Pct	Off	Def	Tot	Avg	PF	FO	A	TO	Blk	Stl	Pts	Avg
2019-20	25-4	313	12.5	28-82	.341	5-20	.250	18-31	.581	11	25	36	1.4	20	0	17	24	2	7	79	3.2
2020-21	19-0	365	19.2	38-94	.404	9-26	.346	24-44	.545	10	36	46	2.4	16	0	35	19	3	20	109	5.7
Total	44-4	678	15.4	66-176	.375	14-46	.304	42-75	.560	21	61	82	1.9	36	0	52	43	5	27	188	4.3
Ohio Valley Conference Games Only																					
Season	G-GS	Min	Avg	FG-FGA	Pct	3FG-3FGA	Pct	FT-FTA	Pct	Off	Def	Tot	Avg	PF	FO	A	TO	Blk	Stl	Pts	Avg
2019-20	17-4	258	15.2	24-70	.343	4-16	.250	17-27	.630	11	17	28	1.6	18	0	17	22	2	5	69	4.1
2020-21	13-0	226	17.4	28-64	.438	8-22	.364	17-27	.630	8	21	29	2.2	10	0	20	13	2	12	81	6.2
Total	30-4	484	16.1	52-134	.388	12-38	.316	34-54	.630	19	38	57	1.9	28	0	37	35	4	17	150	5.0

**EVAN MORRISON****12****Morrison's Game-by-Game Statistics**

2020-21	FG	3P	FT	O/D	REB	E	PTS	A	TO	B	S	M
vs. Kansas City	DNP	-	-	-	-	-	-	-	-	-	-	-
Southern Illinois	DNP	-	-	-	-	-	-	-	-	-	-	-
Lipscomb	DNP	-	-	-	-	-	-	-	-	-	-	-
at Lipscomb	DNP	-	-	-	-	-	-	-	-	-	-	-
at Evansville	DNP	-	-	-	-	-	-	-	-	-	-	-
UT Martin	DNP	-	-	-	-	-	-	-	-	-	-	-
at Indiana State	DNP	-	-	-	-	-	-	-	-	-	-	-
at Tennessee Tech	DNP	-	-	-	-	-	-	-	-	-	-	-
Tennessee State	DNP	-	-	-	-	-	-	-	-	-	-	-
at Belmont	DNP	-	-	-	-	-	-	-	-	-	-	-
Morehead State	DNP	-	-	-	-	-	-	-	-	-	-	-
at Tennessee State	DNP	-	-	-	-	-	-	-	-	-	-	-
at Morehead State	DNP	-	-	-	-	-	-	-	-	-	-	-
at UT Martin	DNP	-	-	-	-	-	-	-	-	-	-	-
SIU Edwardsville	DNP	-	-	-	-	-	-	-	-	-	-	-
Eastern Illinois	0-4	0-2	0-0	0/0	0	0	0	0	0	0	0	5
Murray State	DNP	-	-	-	-	-	-	-	-	-	-	-
Tennessee Tech	DNP	-	-	-	-	-	-	-	-	-	-	-
Jacksonville State	DNP	-	-	-	-	-	-	-	-	-	-	-
at Murray State												
at Austin Peay												
Austin Peay												
Eastern Kentucky												
Eastern Kentucky												
at Eastern Illinois												
at SIU Edwardsville												
Totals	0-4	0-2	0-0	0/0	0	0	0	0	0	0	0	5

\* - Game Started

**2020-21 Season-Highs**

Points .....	-
Total Rebounds .....	-
Offensive .....	-
Defensive .....	-
FG Made .....	-
FG Attempted .....	-
3-Point FG Made .....	-
3-Point FG Attempted .....	-
FT Made .....	-
FT Attempted .....	-
Assists .....	-
Blocks .....	-
Steals .....	-
Minutes .....	-

**Career-Highs**

Points .....	3	3x, last at Eastern Illinois (1/25/20)
Total Rebounds .....	3	at Morehead State (1/30/20)
Offensive .....	2	at Morehead State (1/30/20)
Defensive .....	2	at SIU Edwardsville (1/23/20)
FG Made .....	1	3x, last at Eastern Illinois (1/25/20)
FG Attempted .....	3	vs. Missouri Baptist (12/29/19)
3-Point FG Made .....	1	3x, last at Eastern Illinois (1/25/20)
3-Point FG Attempted .....	2	2x, last vs. Belmont (1/9/20)
FT Made .....	-	-
FT Attempted .....	-	-
Assists .....	1	vs. Tennessee Tech (2/8/20)
Blocks .....	-	-
Steals .....	1	2x, last at SIU Edwardsville (1/23/20)
Minutes .....	18	at Morehead State (1/30/20)


**Morrison's Career Statistics at Southeast Missouri**

Overall

Season	G-GS	Min	Avg	FG-FGA	Pct	3FG-3FGA	Pct	FT-FTA	Pct	Off	Def	Tot	Avg	PF	FO	A	TO	Blk	Stl	Pts	Avg
2019-20	17-0	90	5.3	4-14	.286	3-11	.273	0-0	.000	2	4	6	0.4	5	0	1	1	0	2	11	0.6
2020-21	1-0	5	5.0	0-4	.000	0-2	.000	0-0	.000	0	0	0	0.0	0	0	0	0	0	0	0	0.0
Total	18-0	95	5.3	4-18	.222	3-13	.231	0-0	.000	2	4	6	0.3	5	0	1	1	0	2	11	0.6

Ohio Valley Conference Games Only

Season	G-GS	Min	Avg	FG-FGA	Pct	3FG-3FGA	Pct	FT-FTA	Pct	Off	Def	Tot	Avg	PF	FO	A	TO	Blk	Stl	Pts	Avg
2019-20	11-0	68	6.2	2-9	.222	1-7	.143	0-0	.000	2	3	5	0.5	4	0	1	1	0	1	5	0.5
2020-21	1-0	5	5.0	0-4	.000	0-2	.000	0-0	.000	0	0	0	0.0	0	0	0	0	0	0	0	0.0
Total	12-0	73	6.1	2-13	.154	1-9	.111	0-0	.000	2	3	5	0.4	4	0	1	1	0	1	5	0.4

**DQ NICHOLAS****11**

**2020-21:** Is averaging 9.2 points and 4.8 rebounds per game, and is third on the team in scoring through 19 starts...Ranks second on the team with 21 steals and tops the Redhawks with 59 assists...Notched a season-high 21 points and made a career-best 17-of-19 free throws vs. Tennessee State (1/2)...Scored 17 points on 5-of-12 field goals and a near-perfect 6-of-7 free throws at Lipscomb (12/9)...Scored eight points and went a perfect 4-of-4 at the free throw line in 20 minutes at Kansas City (11/28)...Finished with seven points vs. Southern Illinois (12/2)...Put up double figures in the scoring column for the first time this season with 12 points vs. Lipscomb (12/7)...Ranks 11th in the Ohio Valley Conference in defensive rebounds (4.3 rpg) and 14th minutes (29.6 mpg)...Pulled down a career-high nine rebounds at UT Martin (1/26) ans vs. Murray State (2/1)...Dished out a career-high eight assists at Tennessee Tech (12/30)...Scored double figures nine times...Made the game-tying 3-pointer vs. SIUE (1/28)...Led the team in rebounding four of the last five games.

**Nicholas' Game-by-Game Statistics**

2020-21	FG	3P	FT	O/D	REB	E	PIS	A	IO	B	S	M
vs. Kansas City*	2-3	0-1	4-4	0/1	1	5	8	0	4	0	1	20
Southern Illinois*	2-12	0-1	3-5	0/3	3	3	7	4	2	0	0	32
Lipscomb*	4-10	1-4	3-4	1/2	3	4	12	5	2	0	3	29
at Lipscomb*	5-12	1-3	6-7	1/4	5	2	17	1	6	1	1	37
at Evansville*	1-5	0-2	0-0	0/7	7	5	2	4	3	0	1	26
UT Martin*	5-7	1-2	0-0	0/6	6	2	11	4	3	1	2	32
at Indiana State*	3-7	0-1	3-5	0/1	1	4	9	1	5	0	2	26
at Tennessee Tech*	3-8	0-1	2-4	1/3	4	2	8	8	4	0	1	31
Tennessee State*	2-10	0-4	17-19	0/7	7	4	21	5	5	0	3	44
at Belmont*	0-7	0-3	2-2	1/1	2	0	2	2	3	0	1	24
Morehead State*	0-1	0-0	2-5	0/3	3	1	2	2	3	0	0	24
at Tennessee State*	4-8	3-6	0-2	0/7	7	4	11	2	4	0	2	32
at Morehead State*	5-9	3-5	4-7	1/3	4	1	17	3	2	0	1	36
at UT Martin*	2-4	0-0	1-2	1/8	9	2	5	6	2	0	1	32
SIU Edwardsville*	2-6	1-3	2-5	2/5	7	3	7	2	3	0	0	26
Eastern Illinois*	3-5	0-1	4-4	1/7	8	0	10	5	1	0	0	27
Murray State*	4-8	0-1	3-4	1/8	9	3	11	1	3	0	1	29
Tennessee Tech*	1-7	0-3	0-0	0/2	2	1	2	3	2	0	0	24
Jacksonville State*	5-9	1-2	2-5	0/4	4	3	13	1	1	0	1	31
at Murray State												
at Austin Peay												
Austin Peay												
Eastern Kentucky												
Eastern Kentucky												
at Eastern Illinois												
at SIU Edwardsville												
Totals	53-138	11-43	58-84	10/82	92	49	175	59	58	2	21	562

\* - Game Started

**2020-21 Season/Career-Highs**

Points.....	21	vs. Tennessee State (1/2/21)
Total Rebounds.....	9	2x, last vs. Murray State (2/1/21)
Offensive.....	2	vs. SIUE (1/28/21)
Defensive.....	8	2x, last vs. Murray State (2/1/21)
FG Made.....	5	4x, last vs. Jacksonville State (2/6/21)
FG Attempted.....	12	2x, last at Lipscomb (12/9/20)
3-Point FG Made.....	3	2x, last at Morehead State (1/21/21)
3-Point FG Attempted.....	6	at Tennessee State (1/19/21)
FT Made.....	17	vs. Tennessee State (1/2/21)
FT Attempted.....	19	vs. Tennessee State (1/2/21)
Assists.....	8	at Tennessee Tech (12/30/20)
Blocks.....	1	2x, last vs. UT Martin (12/18/20)
Steals.....	3	2x, last vs. Tennessee State (1/2/21)
Minutes.....	44	vs. Tennessee State (1/2/21)

**Career-Highs**

Points.....	24	vs. The Citadel (11/19/19)
Total Rebounds.....	9	2x, last vs. Murray State (2/1/21)
Offensive.....	2	2x, last vs. SIUE (1/28/21)
Defensive.....	8	2x, last vs. Murray State (2/1/21)
FG Made.....	9	vs. The Citadel (11/19/19)
FG Attempted.....	16	vs. The Citadel (11/19/19)
3-Point FG Made.....	3	2x, last at Morehead State (1/21/21)
3-Point FG Attempted.....	6	at Tennessee State (1/19/21)
FT Made.....	17	vs. Tennessee State (1/2/21)
FT Attempted.....	19	vs. Tennessee State (1/2/21)
Assists.....	8	at Tennessee Tech (12/30/20)
Blocks.....	1	5x, last at Lipscomb (12/9/20)
Steals.....	3	4x, last vs. Tennessee State (1/2/21)
Minutes.....	44	vs. Tennessee State (1/2/21)

**Nicholas' Career Statistics at Southeast Missouri**

Overall																					
Season	G-GS	Min	Avg	FG-FGA	Pct	3FG-3FGA	Pct	FT-FTA	Pct	Off	Def	Tot	Avg	PF	FO	A	TO	Blk	Stl	Pts	Avg
2019-20	30-19	731	24.4	72-182	.396	18-60	.300	65-88	.739	7	67	74	2.5	48	0	50	48	5	22	227	7.6
2020-21	19-19	562	29.6	53-138	.384	11-43	.256	58-84	.690	10	82	92	4.8	49	2	59	58	2	21	175	9.2
Total	49-38	1293	26.4	125-320	.391	29-103	.282	123-172	.715	17	149	166	3.4	97	2	109	106	7	43	402	8.2
Ohio Valley Conference Games Only																					
Season	G-GS	Min	Avg	FG-FGA	Pct	3FG-3FGA	Pct	FT-FTA	Pct	Off	Def	Tot	Avg	PF	FO	A	TO	Blk	Stl	Pts	Avg
2019-20	17-7	394	23.2	38-99	.384	9-32	.281	30-42	.714	5	34	39	2.3	27	0	33	23	2	14	115	6.8
2020-21	13-13	392	30.2	36-89	.404	9-31	.290	39-59	.661	8	64	72	5.5	26	0	44	36	1	13	120	9.2
Total	30-20	786	26.2	74-188	.394	18-63	.286	69-101	.683	13	98	111	3.7	53	0	77	59	3	27	235	7.8



# MANNY PATTERSON | 10

**2020-21:** Played in his first game at Southeast Missouri a day after the NCAA voted to allow NCAA Division I transfers to play immediately...Had four rebounds in five minutes off the bench vs. UT Martin (12/18)...Averages 5.9 points and three rebounds in 13 games and four starts...Started the last four games for the injured Nolan Taylor...Put up 11 points in his first career SEMO start vs. Eastern Illinois (1/30)...Scored 10 points and had three blocks at Tennessee State (1/19)...Had five points and two blocks vs. Tennessee State (1/2)...Scored a season-best eight points and pulled down four rebounds at Belmont (1/7)...Leads the team with 11 blocks...Had three blocks vs. Morehead State (1/16)...Notched a season-high 22 points and had six rebounds vs. Tennessee Tech (2/4).

**Green Bay:** Played the last three seasons at Horizon League member Green Bay before entering the transfer portal...Started 24 of 33 games and averaged 5.8 points and 4.8 rebounds per contest in 2019-20...Reached double figures in the scoring column eight times and registered three double-doubles...As a sophomore in 2018-19, started 12 games and scored a season-high 17 points at Iowa...Ranked third on the team in field goal percentage (.486) and rebounds (142)...Averaged 4.6 points and 13.8 minutes per contest...Started 19 of 27 games as a true freshman in 2017-18...Averaged six points and 4.9 rebounds, while leading the team with 22 blocks and a .474 field goal percentage.

## Patterson's Game-by-Game Statistics

2020-21	FG	3P	FT	O/D	REB	E	PTS	A	TO	B	S	M
vs. Kansas City	DNP	-	-	-	-	-	-	-	-	-	-	-
Southern Illinois	DNP	-	-	-	-	-	-	-	-	-	-	-
Lipscomb	DNP	-	-	-	-	-	-	-	-	-	-	-
at Lipscomb	DNP	-	-	-	-	-	-	-	-	-	-	-
at Evansville	DNP	-	-	-	-	-	-	-	-	-	-	-
UT Martin	0-0	0-0	0-0	0/4	4	0	0	0	0	0	0	5
at Indiana State	2-3	0-0	1-2	0/2	2	3	5	0	2	0	0	9
at Tennessee Tech	2-2	0-0	0-0	0/1	1	4	4	1	2	0	0	19
Tennessee State	1-1	0-0	3-4	1/2	3	3	5	1	0	2	0	11
at Belmont	4-6	0-0	0-0	1/3	4	4	8	0	1	2	0	19
Morehead State	0-1	0-0	2-2	3/1	4	3	2	1	1	3	0	11
at Tennessee State	3-3	0-0	4-6	1/5	6	5	10	0	3	3	0	15
at Morehead State	0-1	0-0	2-4	0/2	2	3	2	0	1	0	0	10
at UT Martin	0-1	0-0	0-0	0/0	0	1	0	0	1	0	0	4
SIU Edwardsville	1-4	0-0	2-2	1/1	2	1	4	0	0	0	0	12
Eastern Illinois*	3-6	0-0	5-7	2/2	4	2	11	0	2	0	0	15
Murray State*	2-3	0-0	1-2	1/0	1	2	5	1	3	0	0	11
Tennessee Tech*	10-14	0-0	2-2	0/6	6	2	22	0	2	1	1	26
Jacksonville State*	2-8	0-0	1-2	1/2	3	4	5	1	1	0	0	13
at Murray State												
at Austin Peay												
Austin Peay												
Eastern Kentucky												
Eastern Kentucky												
at Eastern Illinois												
at SIU Edwardsville												
Totals	30-53	0-0	23-33	11/31	42	37	83	5	18	12	1	180

\* - Game Started


## 2020-21 Season-Highs

Points .....	22	vs. Tennessee Tech (2/4/21)
Total Rebounds .....	6	2x, last vs. Tennessee Tech (2/4/21)
Offensive .....	3	2x, last vs. Morehead State (1/16/21)
Defensive .....	6	vs. Tennessee Tech (2/4/21)
FG Made .....	10	vs. Tennessee Tech (2/4/21)
FG Attempted .....	14	vs. Tennessee Tech (2/4/21)
3-Point FG Made .....	-	-
3-Point FG Attempted .....	-	-
FT Made .....	5	vs. Eastern Illinois (1/30/21)
FT Attempted .....	7	vs. Eastern Illinois (1/30/21)
Assists .....	1	5x, last vs. Jacksonville State (2/6/21)
Blocks .....	3	2x, last at Tennessee State (1/19/21)
Steals .....	1	vs. Tennessee Tech (2/4/21)
Minutes .....	26	vs. Tennessee Tech (2/4/21)

## Patterson's Career Statistics at Southeast Missouri

Overall																					
Season	G-GS	Min	Avg	FG-FGA	Pct	3FG-3FGA	Pct	FT-FTA	Pct	Off	Def	Tot	Avg	PF	FO	A	TO	Blk	Stl	Pts	Avg
2020-21	14-4	180	12.9	30-53	.566	0-0	.000	23-33	.697	11	31	42	3.0	37	1	5	19	11	1	83	5.9
Ohio Valley Conference Games Only																					
Season	G-GS	Min	Avg	FG-FGA	Pct	3FG-3FGA	Pct	FT-FTA	Pct	Off	Def	Tot	Avg	PF	FO	A	TO	Blk	Stl	Pts	Avg
2020-21	13-4	171	13.2	28-50	.560	0-0	.000	22-31	.710	11	29	40	3.1	34	1	5	17	11	1	78	6.0



**ERIC REED, JR.****3**

**2020-21:** Started 14 games...Rates fifth on the team in scoring with 8.9 points per game...Is second on the team with 35 three-pointers made...Came off the bench to score a season-best 19 points vs. Lipscomb (12/7)...Made two or more 3-pointers in 10 of his last 15 games...Dropped in a team-high 17 points on 6-of-10 field goals vs. Southern Illinois (12/2)...Knocked down three 3-pointers and had 13 points in the second half of that game...Made his first career NCAA Division I start at Kansas City (11/28)...Played 10 minutes against the Roos...Put up 16 points at Evansville (12/15)...Ranks fourth in the Ohio Valley Conference 3-point field goal percentage (.449), eighth in 3-point field goals made (1.8 per game) and 25th in minutes (27.5 mpg)...Made the game-winning free throws with five tenths of a second left to beat SIUE (1/28)...Made a season-high four 3-pointers vs. Jacksonville State (2/6).

**Howard College:** Started 30 games and averaged a team-high 15.5 points per game in 2019-20...Dished out 2.3 assists and grabbed five rebounds per contest as a combo guard...Ranked second on the team with 70 assists and 44 steals...Registered double figures in the scoring column a total of 27 times and dropped in 28 or more on three occasions...Started 14 games as a true freshman in 2018-19.

**Prep:** Combo guard who averaged 18 points and 3.4 assists per game as a senior at University Laboratory High School.

**Personal:** Born February 3, 2000...Majoring in General Studies...Son of Eric and Julia Reed...Siblings are Erica Reed (sister), Kaylo Henry (sister) and Hezekiah Brown (brother).

**Reed, Jr.'s Game-by-Game Statistics**

2020-21	FG	3P	FT	O/D	REB	E	PTS	A	TO	B	S	M
vs. Kansas City*	0-2	0-1	0-0	0/0	0	4	0	0	1	0	0	10
Southern Illinois*	6-10	3-5	2-3	4/1	5	3	17	0	0	1	1	38
Lipscomb	8-10	3-4	0-0	0/2	2	2	19	1	0	0	1	23
at Lipscomb	2-3	1-2	0-0	1/2	3	4	5	0	2	0	0	30
at Evansville	6-11	3-5	1-3	1/3	4	0	16	1	2	0	1	38
UT Martin	3-10	2-7	2-2	0/1	1	2	10	1	0	1	0	27
at Indiana State	2-5	2-4	0-0	3/0	3	3	6	0	1	0	1	25
at Tennessee Tech*	5-9	2-5	2-4	2/0	2	3	14	1	1	0	0	32
Tennessee State*	5-8	2-3	1-1	1/0	1	0	13	1	3	0	3	42
at Belmont*	3-9	2-5	0-0	0/0	0	1	8	0	2	0	1	31
Morehead State*	2-5	1-3	1-2	0/1	1	2	6	3	2	0	0	22
at Tennessee State*	2-5	2-5	2-4	0/1	1	0	8	0	1	0	0	30
at Morehead State*	2-6	2-5	0-0	0/0	0	1	6	3	0	0	0	22
at UT Martin*	0-5	0-5	0-0	0/1	1	0	0	3	1	0	1	23
SIU Edwardsville*	2-4	0-2	5-9	1/1	2	2	9	1	2	0	0	20
Eastern Illinois*	1-3	1-2	0-0	1/2	3	3	3	0	1	0	0	19
Murray State*	4-7	4-6	0-0	1/2	3	0	12	1	0	0	0	27
Tennessee Tech*	1-5	1-4	2-2	0/2	2	3	5	3	2	0	3	32
Jacksonville State*	4-8	4-5	0-0	0/3	3	1	12	0	0	0	0	31
at Murray State												
at Austin Peay												
Austin Peay												
Eastern Kentucky												
Eastern Kentucky												
at Eastern Illinois												
at SIU Edwardsville												
Totals	58-125	35-78	18-30	15/22	37	34	169	19	21	2	12	522

\* - Game Started

**2020-21 Season/Career-Highs**

Points .....	19	vs. Lipscomb (12/7/20)
Total Rebounds .....	5	vs. Southern Illinois (12/2/20)
Offensive .....	4	vs. Southern Illinois (12/2/20)
Defensive .....	3	at Evansville (12/15/20)
FG Made .....	8	vs. Lipscomb (12/7/20)
FG Attempted .....	11	at Evansville (12/15/20)
3-Point FG Made .....	4	2x, last vs. Jacksonville State (2/6/21)
3-Point FG Attempted .....	7	vs. UT Martin (12/18/20)
FT Made .....	5	vs. SIUE (1/28/21)
FT Attempted .....	9	vs. SIUE (1/28/21)
Assists .....	3	4x, last vs. Tennessee Tech (2/4/21)
Blocks .....	1	2x, last vs. UT Martin (12/18/20)
Steals .....	3	2x, last vs. Tennessee Tech (2/4/21)
Minutes .....	42	vs. Tennessee State (1/2/21)

**Reed, Jr.'s Career Statistics at Southeast Missouri**

Overall																			
Season	G-GS	Min	Avg	FG-FGA	Pct	3FG-3FGA	Pct	FT-FTA	Pct	Off	Def	Tot	Avg	PF	FO	A	TO	Blk	Stl
2020-21	19-14	522	27.5	58-125	.464	35-78	.449	18-30	.600	15	22	37	1.9	34	0	19	21	2	12
Ohio Valley Conference Games Only																			
Season	G-GS	Min	Avg	FG-FGA	Pct	3FG-3FGA	Pct	FT-FTA	Pct	Off	Def	Tot	Avg	PF	FO	A	TO	Blk	Stl
2020-21	13-12	358	27.5	34-84	.405	23-57	.404	15-24	.625	6	14	20	1.5	18	0	17	15	1	8



**NYGAL RUSSELL**

**25**

**2020-21:** Stands fourth on the team with 3.9 rebounds per game and averages 3.4 points through 19 games and seven starts...Ranks fourth on the team with three blocks...Scored 14 points as one of four players in double figures at Kansas City (11/28)...Scored eight points had a steal and knocked down two 3-pointers in the final 2:32 to seal Southeast Missouri's season-opening win...Both of his 3-pointers were in the last 57 seconds and he scored the final eight points of the game...Made three 3-pointers, had two blocks and collected two steals against the Roos...Added nine points and eight rebounds at Lipscomb (12/9)...Scored five of his points in the second half to help the Redhawks erase a 15-point deficit...Ranks second on the team with 21 steals...Collected a career-high six steals vs. SIUE (1/28).

**Russell's Game-by-Game Statistics**

2020-21	FG	3P	FT	O/D	REB	E	PTS	A	TQ	B	S	M
vs. Kansas City*	3-5	3-5	5-8	0/7	7	4	14	1	1	2	2	32
Southern Illinois*	0-6	0-1	0-0	4/7	11	5	0	2	2	1	2	38
Lipscomb*	1-5	0-3	1-2	1/2	3	0	3	0	1	0	0	20
at Lipscomb*	3-4	0-1	3-5	4/4	8	5	9	1	2	0	2	29
at Evansville*	1-3	0-1	0-0	0/6	6	1	2	0	2	0	1	28
UT Martin*	1-3	0-2	2-4	3/2	5	3	4	6	1	0	1	21
at Indiana State*	0-5	0-2	0-0	0/4	4	4	0	0	3	0	0	15
at Tennessee Tech	2-5	1-2	0-0	0/1	1	1	5	0	1	0	1	16
Tennessee State	0-0	0-0	0-0	0/0	0	3	0	0	1	0	1	5
at Belmont	1-5	1-2	0-0	1/5	6	1	3	2	1	0	2	27
Morehead State	1-3	1-3	0-0	0/3	3	3	3	1	2	0	0	14
Tennessee State	0-2	0-2	0-2	0/0	0	2	0	1	0	0	1	17
at Morehead State	3-8	0-2	0-0	3/2	5	3	6	0	1	0	2	26
at UT Martin	3-5	0-2	0-2	1/2	3	1	6	0	2	0	0	19
SIU Edwardsville	2-6	0-3	0-1	0/2	2	3	4	0	1	0	6	19
Eastern Illinois	1-3	0-0	0-0	2/3	5	2	2	0	1	0	0	15
Murray State	0-1	0-0	0-0	0/1	1	0	0	1	0	0	0	9
Tennessee Tech	0-0	0-0	0-0	0/0	0	0	0	1	0	0	0	6
Jacksonville State	1-3	0-1	1-3	2/2	4	2	3	0	0	0	0	15
at Murray State												
at Austin Peay												
Austin Peay												
Eastern Kentucky												
Eastern Kentucky												
at Eastern Illinois												
at SIU Edwardsville												
Totals	23-72	6-32	12-27	21/53	74	40	64	16	22	3	21	371

\* - Game Started

**2020-21 Season-Highs**

Points .....	14	vs. Kansas City (11/28/20)
Total Rebounds .....	11	vs. Southern Illinois (12/2/20)
Offensive .....	4	2x, last at Lipscomb (12/9/20)
Defensive .....	7	2x, last vs. Southern Illinois (12/2/20)
FG Made .....	3	4x, last at UT Martin (1/26/21)
FG Attempted .....	8	at Morehead State (1/21/21)
3-Point FG Made .....	3	vs. Kansas City (11/28/20)
3-Point FG Attempted .....	5	vs. Kansas City (11/28/20)
FT Made .....	5	vs. Kansas City (11/28/20)
FT Attempted .....	8	vs. Kansas City (11/28/20)
Assists .....	6	vs. UT Martin (12/18/20)
Blocks .....	2	vs. Kansas City (11/28/20)
Steals .....	6	vs. SIUE (1/28/21)
Minutes .....	38	vs. Southern Illinois (12/2/20)

**Career-Highs**


Points .....	21	vs. Tennessee Tech (2/8/20)
Total Rebounds .....	11	vs. Southern Illinois (12/2/20)
Offensive .....	4	2x, last at Lipscomb (12/9/20)
Defensive .....	7	4x, last vs. Southern Illinois (12/2/20)
FG Made .....	8	vs. Tennessee Tech (2/8/20)
FG Attempted .....	11	vs. Tennessee Tech (2/8/20)
3-Point FG Made .....	4	vs. Tennessee Tech (2/8/20)
3-Point FG Attempted .....	6	2x, last vs. UT Martin (2/13/20)
FT Made .....	8	at Austin Peay (2/21/19)
FT Attempted .....	8	2x, last vs. Kansas City (11/28/20)
Assists .....	6	2x, last vs. UT Martin (12/18/20)
Blocks .....	2	vs. Kansas City (11/28/20)
Steals .....	6	vs. SIUE (1/28/21)
Minutes .....	38	vs. Southern Illinois (12/2/20)

**Russell's Career Statistics at Southeast Missouri**

Overall																					
Season	G-GS	Min	Avg	FG-FGA	Pct	3FG-3FGA	Pct	FT-FTA	Pct	Off	Def	Tot	Avg	PF	FO	A	TO	Blk	Stl	Pts	Avg
2018-19	31-9	499	16.1	53-147	.361	16-53	.302	43-62	.694	13	69	82	2.6	60	2	44	40	2	13	165	5.3
2019-20	28-7	512	18.3	64-148	.432	23-67	.343	25-36	.694	11	69	80	2.9	47	0	42	44	2	19	176	6.3
2020-21	19-7	371	19.5	23-72	.319	6-32	.188	12-27	.444	21	53	74	3.9	43	2	16	22	3	21	64	3.4
Total	78-23	1382	17.7	140-367	.381	45-152	.296	80-125	.640	45	191	236	3.0	150	4	102	106	7	53	405	5.2
Ohio Valley Conference Games Only																					
Season	G-GS	Min	Avg	FG-FGA	Pct	3FG-3FGA	Pct	FT-FTA	Pct	Off	Def	Tot	Avg	PF	FO	A	TO	Blk	Stl	Pts	Avg
2018-19	18-8	297	16.5	33-93	.355	11-34	.324	37-50	.740	7	33	40	2.2	38	1	28	24	2	8	114	6.3
2019-20	16-7	354	22.1	47-101	.465	22-52	.423	15-22	.682	7	43	50	3.1	30	0	31	28	1	12	131	8.2
2020-21	13-1	209	16.1	15-44	.341	3-19	.158	3-12	.250	12	23	35	2.7	24	0	12	11	0	14	36	2.8
Total	47-16	860	18.3	95-238	.399	36-105	.343	55-84	.655	26	99	125	2.7	92	1	71	63	3	34	281	6.0



## SOUTHEAST MISSOURI BASKETBALL NOTES // MURRAY STATE



### NOLAN TAYLOR

31

**2020-21:** Missed the last two four with a knee injury...Is second on the team with 9.7 points and third with 4.7 rebounds per contest...Ranks ninth in the Ohio Valley Conference in field goal percentage (.576)...Made a perfect 6-of-6 free throws en route to scoring 10 points in his first career start at Kansas City (11/28)...Grabbed seven rebounds in 25 minutes...Followed that up with 14 points and seven boards in 22 minutes vs. Southern Illinois (12/2)...Put up season-highs in points (16), assists (5) and minutes played (20) vs. Lipscomb (12/7)...Scored double figures in seven of his 15 starts...Grabbed six or more rebounds in six contests.

**Cal Poly:** Was limited to 14 games during the 2019-20 season due to injury...Averaged 6.1 points and 2.9 rebounds in those contests...Redshirted during his first season (2018-19) at Cal Poly due to NCAA transfer rules.

**Pepperdine:** Spent two seasons at Pepperdine...Averaged 8.9 points and four rebounds per game in the first 15 games of his sophomore season before sustaining a season-ending injury...Started 20 of 24 games as a freshman for the Waves in 2016-17.

### Taylor's Game-by-Game Statistics

2020-21	FG	3P	FT	O/D	REB	E	PTS	A	TO	B	S	M
vs. Kansas City*	2-4	0-0	6-6	1/6	7	3	10	0	1	0	0	25
Southern Illinois*	6-11	0-0	2-5	2/5	7	3	14	2	0	0	0	22
Lipscomb*	5-9	0-0	6-8	5/3	8	3	16	5	0	1	1	28
at Lipscomb*	3-6	0-0	2-2	1/3	4	1	8	0	2	1	1	20
at Evansville*	6-11	0-0	1-3	0/9	9	4	13	1	2	0	0	29
UT Martin*	1-1	0-0	1-2	1/1	2	3	3	1	1	0	0	18
at Indiana State*	4-6	0-0	3-4	4/2	6	2	11	1	0	0	0	18
at Tennessee Tech*	4-5	0-0	0-0	0/2	2	3	8	0	1	0	1	15
Tennessee State*	4-6	0-0	6-11	2/1	3	4	14	0	1	0	1	22
at Belmont*	2-6	0-0	0-0	2/3	5	4	4	0	1	0	1	9
Morehead State*	3-6	0-0	0-0	0/3	3	0	6	3	3	0	0	23
at Tennessee State*	1-2	0-0	6-8	1/2	3	3	8	1	2	0	0	18
at Morehead State*	5-6	0-0	3-6	0/6	6	3	13	2	0	0	0	22
at UT Martin*	3-5	0-0	2-4	1/1	2	2	8	0	1	0	0	20
SIU Edwardsville*	4-8	0-0	1-3	2/1	3	0	9	0	0	0	0	15
Eastern Illinois	DNP	-	-	-	-	-	-	-	-	-	-	-
Murray State	DNP	-	-	-	-	-	-	-	-	-	-	-
Tennessee Tech	DNP	-	-	-	-	-	-	-	-	-	-	-
Jacksonville State	DNP	-	-	-	-	-	-	-	-	-	-	-
at Murray State												
at Austin Peay												
Austin Peay												
Eastern Kentucky												
Eastern Kentucky												
at Eastern Illinois												
at SIU Edwardsville												
Totals	53-92	0-0	39-62	22/48	70	38	145	16	15	2	5	304

\* - Game Started

### 2020-21 Season/Career-Highs

Points .....	16	vs. Lipscomb (12/7/20)
Total Rebounds .....	9	at Evansville (12/15/20)
Offensive .....	5	vs. Lipscomb (12/7/20)
Defensive .....	9	at Evansville (12/15/20)
FG Made .....	6	2x, last at Evansville (12/15/20)
FG Attempted .....	11	2x, last at Evansville (12/15/20)
3-Point FG Made .....	-	-
3-Point FG Attempted .....	-	-
FT Made .....	6	4x, last at Tennessee State (1/19/21)
FT Attempted .....	11	vs. Tennessee State (1/2/21)
Assists .....	5	vs. Lipscomb (12/7/20)
Blocks .....	1	2x, last at Lipscomb (12/9/20)
Steals .....	1	5x, last at Belmont (1/7/21)
Minutes .....	29	at Evansville (12/15/20)

### Taylor's Career Statistics at Southeast Missouri

Season	G-GS	Min	Avg	FG-FGA	Pct	3FG-3FGA	Pct	FT-FTA	Pct	Off	Def	Tot	Avg	PF	FO	A	TO	Blk	Stl	Pts	Avg
2020-21	15-15	304	20.3	53-92	.576	0-0	.000	39-62	.629	22	48	70	4.7	38	0	16	15	2	5	145	9.7
Ohio Valley Conference Games Only																					
Season	G-GS	Min	Avg	FG-FGA	Pct	3FG-3FGA	Pct	FT-FTA	Pct	Off	Def	Tot	Avg	PF	FO	A	TO	Blk	Stl	Pts	Avg
2020-21	9-9	162	18.0	27-45	.600	0-0	.000	19-34	.559	9	20	29	3.2	22	0	7	10	0	3	73	8.1



## Season/Career Statistics

### SEASON STATISTICS

### CAREER STATISTICS

SUMMARY	gp-gs	min/g	fg%	3fg%	ft%	r/g	a/g	stl	blk	pts/g	gp-gs	min/g	fg%	3fg%	ft%	r/g	a/g	stl	blk	pts/g
HARRIS, Chris	18-18	29.6	.351	.292	.750	2.3	2.6	12	2	12.8	20-18	29.3	.369	.320	.755	2.4	2.4	12	3	13.1
TAYLOR, Nolan	15-15	20.3	.576	.000	.629	4.7	1.1	5	2	9.7	15-15	20.3	.576	.000	.629	4.7	1.1	5	2	9.7
NICHOLAS, DQ	19-19	29.6	.384	.256	.690	4.8	3.1	21	2	9.2	49-38	26.4	.391	.282	.715	3.4	2.2	43	7	8.2
AKENTEN, Nana	19-16	27.2	.386	.350	.708	5.6	1.1	26	6	9.0	19-16	27.2	.386	.350	.708	5.6	1.1	26	6	9.0
REED, JR., Eric	19-14	27.5	.464	.449	.600	1.9	1.0	12	2	8.9	19-14	27.5	.464	.449	.600	1.9	1.0	12	2	8.9
PATTERSON, Manny	14-4	12.9	.566	.000	.697	3.0	0.4	1	11	5.9	14-4	12.9	.566	.000	.697	3.0	0.4	1	11	5.9
LOVE, Jordan	19-0	19.2	.404	.346	.545	2.4	1.8	20	3	5.7	44-4	15.4	.375	.304	.560	1.9	1.2	27	5	4.3
RUSSELL, Nygal	19-7	19.5	.319	.188	.444	3.9	0.8	21	3	3.4	78-23	17.7	.381	.296	.640	3.0	1.3	53	7	5.2
BRANSON, Dylan	19-2	15.2	.567	.625	.909	2.5	1.4	4	2	2.8	19-2	15.2	.567	.625	.909	2.5	1.4	4	2	2.8
AGNEW, Darrious	10-0	7.3	.353	.500	.750	1.5	0.2	2	3	2.5	32-5	9.6	.409	.300	.686	1.9	0.4	13	3	4.0
JOHNSON, Nate	19-0	9.1	.571	.000	.389	2.1	0.3	3	9	2.5	19-0	9.1	.571	.000	.389	2.1	0.3	3	9	2.5
LONG, Parker	7-0	4.7	.500	.667	.000	0.6	0.1	1	0	0.9	7-0	4.7	.500	.667	.000	0.6	0.1	1	0	0.9
MORRISON, Evan	1-0	5.0	.000	.000	.000	0.0	0.0	0	0	0.0	18-0	5.3	.222	.231	.000	0.3	0.1	2	0	0.6

SCORING	fg-fga	fg%	3fg-fga	3fg%	ft-fa	ft%	pts	pts/g	fg-fga	fg%	3fg-fga	3fg%	ft-fa	ft%	pts	pts/g
HARRIS, Chris	67-191	.351	28-96	.292	69-92	.750	231	12.8	76-206	.369	33-103	.320	77-102	.755	262	13.1
TAYLOR, Nolan	53-92	.576	0-0	.000	39-62	.629	145	9.7	53-92	.576	0-0	.000	39-62	.629	145	9.7
NICHOLAS, DQ	53-138	.384	11-43	.256	58-84	.690	175	9.2	125-320	.391	29-103	.282	123-172	.715	402	8.2
AKENTEN, Nana	59-153	.386	36-103	.350	17-24	.708	171	9.0	59-153	.386	36-103	.350	17-24	.708	171	9.0
REED, JR., Eric	58-125	.464	35-78	.449	18-30	.600	169	8.9	58-125	.464	35-78	.449	18-30	.600	169	8.9
PATTERSON, Manny	30-53	.566	0-0	.000	23-33	.697	83	5.9	30-53	.566	0-0	.000	23-33	.697	83	5.9
LOVE, Jordan	38-94	.404	9-26	.346	24-44	.545	109	5.7	66-176	.375	14-46	.304	42-75	.560	188	4.3
RUSSELL, Nygal	23-72	.319	6-32	.188	12-27	.444	64	3.4	140-367	.381	45-152	.296	80-125	.640	405	5.2
BRANSON, Dylan	17-30	.567	10-16	.625	10-11	.909	54	2.8	17-30	.567	10-16	.625	10-11	.909	54	2.8
AGNEW, Darrious	6-17	.353	1-2	.500	12-16	.750	25	2.5	45-110	.409	3-10	.300	35-51	.686	128	4.0
JOHNSON, Nate	20-35	.571	0-0	.000	7-18	.389	47	2.5	20-35	.571	0-0	.000	7-18	.389	47	2.5
LONG, Parker	2-4	.500	2-3	.667	0-0	.000	6	0.9	2-4	.500	2-3	.667	0-0	.000	6	0.9
MORRISON, Evan	0-4	.000	0-2	.000	0-0	.000	0	0.0	4-18	.222	3-13	.231	0-0	.000	11	0.6

TOTALS	o-reb	d-reb	t-reb	pf	fo	ast	to	a/to	o-reb	d-reb	t-reb	pf	fo	ast	to	a/to
HARRIS, Chris	4	37	41	37	1	46	45	1.0	4	43	47	42	1	48	50	1.0
TAYLOR, Nolan	22	48	70	38	0	16	15	1.1	22	48	70	38	0	16	15	1.1
NICHOLAS, DQ	10	82	92	49	2	59	58	1.0	17	149	166	97	2	109	106	1.0
AKENTEN, Nana	20	87	107	46	2	21	36	0.6	20	87	107	46	2	21	36	0.6
REED, JR., Eric	15	22	37	34	0	19	21	0.9	15	22	37	34	0	19	21	0.9
PATTERSON, Manny	11	31	42	37	1	5	19	0.3	11	31	42	37	1	5	19	0.3
LOVE, Jordan	10	36	46	16	0	35	19	1.8	21	61	82	36	0	52	43	1.2
RUSSELL, Nygal	21	53	74	43	2	16	22	0.7	45	191	236	150	4	102	106	1.0
BRANSON, Dylan	13	34	47	33	2	27	26	1.0	13	34	47	33	2	27	26	1.0
AGNEW, Darrious	5	10	15	11	0	2	7	0.3	20	41	61	46	1	12	27	0.4
JOHNSON, Nate	16	24	40	24	0	6	10	0.6	16	24	40	24	0	6	10	0.6
LONG, Parker	2	2	4	2	0	1	2	0.5	2	2	4	2	0	1	2	0.5
MORRISON, Evan	0	0	0	0	0	0	0	0.0	2	4	6	5	0	1	1	1.0





# SOUTHEAST MISSOURI BASKETBALL NOTES // MURRAY STATE

## Game 1

### Southeast Missouri 71 Kansas City 66

November 28, 2020 • Mabey Fieldhouse • Kansas City, Mo.



#### KANSAS CITY, Mo.

Nygal Russell scored eight points, had a steal and knocked down two huge 3-pointers in the

final 2:32 to give Southeast Missouri a 71-66 win over Kansas City at the Negro Baseball League Museum Tip-Off Classic.

Russell, who finished with 14 points as one of four SEMO players in double figures, hit both of his treys in the last minute to help get Brad Korn his first career win as the Redhawks head coach.

A native of Houston, Texas, Russell buried the first of his two clutch 3-pointers to put the

Redhawks ahead, 68-64, after KC made it a one-point game.

Then, following two free throws by Franck Kamgain which narrowed the Redhawks lead to 68-66 with 33 seconds to go, Russell delivered the final blow with his long range bomb as the shot clock expired giving SEMO a 71-66 advantage.

KC inbounded the ball with two seconds left and Russell intercepted the pass to end his impressive game-changing effort down the stretch.

Chris Harris scored a game-high 18 points to lead four Redhawks in double figures. Nana Akenten (17), Russell and Nolan Taylor (10) were the others.

## Game 2

### Southern Illinois 87 Southeast Missouri 79 OT

December 2, 2020 • Show Me Center • Cape Girardeau, Mo.



#### CAPE GIRARDEAU, Mo.

Southern Illinois scored 28 points at the free throw

line and sunk nine in overtime to escape with an 87-79 win over Southeast Missouri.

SEMO led, 65-54, with a little over six minutes remaining in regulation when SIU went on a 15-4 run to tie the game at 69-69. Dalton Banks converted a conventional 3-point play and Anthony D'Avanzo made a free throw to knot things up with 20 seconds left.

Chris Harris drove the lane and banked in a layup to regain a 71-69 edge for the Redhawks 12 seconds later.

DQ Nicholas was then called for a foul when contact was made near midcourt on SIU's inbound pass. D'Avanzo headed to the free throw line again, this time making two shots to breing the game to a 71-71 deadlock with four seconds on the clock.

SEMO had one last chance to win it, but Harris' 3-point attempt came off the front of the rim.

The Salukis scored the first seven points of overtime and the Redhawks didn't recover.

Eric Reed, Jr. led SEMO with 17 points, Harris added 15, Nolan Taylor finished with 14 and Jordan Love chipped in 10.

Nygal Russell turned in career-highs in rebounds (11) and minutes played (38).

Official Basketball Box Score -- Final Southeast Mo. St. at Kansas City 11/28/20 Mabey Fieldhouse, Kansas City 2020-21 Men's Basketball														
Game Time: 1:02 PM Game Duration: 2:05 Attendance: 175														
Referee: Michael Swoboda, Robert Feltner, Chris Pao														
Southeast Mo. St. - 71														
Record: 1-0														
NO.	Name	Min	FG	3P	FT	Rebounds	Fouls	TP	AS	TO	ST	Blocks	pts	Shooting By Period
			M-A	M-A	M-A	OR	DR	PF				BS		
31	Nolan Taylor	25:13	2-4	0-0	5-6	1	5	7	3	4	10	0	1	1-2
3	Eric Reed, Jr.	10:25	0-2	0-1	0-0	0	0	0	4	1	0	0	1	0-4
5	Chris Harris	35:02	5-9	3-6	5-11	1	2	3	1	8	18	4	0	1
11	DQ Nicholas	0:15:15	2-3	0-1	4-4	0	1	1	5	4	8	0	4	0
25	Nygal Russell	32:31	3-5	3-5	5-8	0	7	7	4	4	14	1	1	2
21	Nana Akenten	32:27	6-12	4-9	1-2	0	6	6	2	1	17	2	2	3
14	Nate Johnson	13:21	0-0	0-0	1-1	1	3	4	2	1	0	2	0	1
2	Jordan Love	26:34	2-6	0-1	0-3	0	3	3	0	2	4	3	1	4
33	Dylan Branson	05:12	0-0	0-0	0-0	0	0	0	1	0	0	2	1	0
Team														
Totals														
Technical Fouls: NONE														
Southeast Mo. St. - 71														
Record: 2-1														
NO.	Name	Min	FG	3P	FT	Rebounds	Fouls	TP	AS	TO	ST	Blocks	pts	Shooting By Period
			M-A	M-A	M-A	OR	DR	PF				BS		
20	Joshua Alick	20:52	3-4	1-2	0-0	1	3	4	4	1	7	0	0	2
00	Zion Williams	32:30	5-9	0-1	0-0	1	3	4	4	0	10	5	5	4
3	Brandon McRae	30:16	5-12	1-3	5-8	0	2	2	5	10	16	2	4	2
11	Franck Kamgain	33:52	1-7	0-2	6-8	0	3	3	3	4	8	3	2	2
33	Marvin Nesbitt Jr.	37:56	7-12	1-2	0-3	3	5	8	3	4	15	1	1	1
32	Kaimen Lemox	06:26	0-2	0-1	0-0	0	0	0	0	0	2	0	0	0
10	Hilde Roessink	16:09	2-4	1-2	3-4	0	3	3	1	3	8	0	3	0
21	Sam Martin	07:15	0-0	0-0	0-0	0	2	2	1	0	0	1	1	0
4	Jacob Johnson	13:43	1-2	0-0	0-0	0	0	0	0	2	0	1	1	0
12	Jonathan Bolden	00:58	0-0	0-0	0-0	0	0	0	0	0	0	0	0	0
Team														
Totals														
Technical Fouls: NONE														
Biggest lead														
Best Scoring Run														
Lead Changes														
Times Tied														
Time with Lead														
Points from Turnovers														
Second Chance														
Fast Breaks														
Bench														
Period by Period Scoring														
1st 2nd OT Total														
SEMO 37 34 71														
Roos 31 35 66														

#### Official Basketball Box Score -- Game Totals -- Final Statistics Southern Illinois vs Southeast Missouri 12-02-20 6:30 p.m. at Show Me Center -- Cape Girardeau, Mo.

Southern Illinois 87 • 1-0															
		Total	3-Ptr			Rebounds									
##	Player	FG-FGA	FG-FGA	FT-FTA	Off	Def	Tot	PF	TP	A	TO	Blk	Stl	Min	
01	DOMASK, Marcus	f	6-11	1-3	11-12	1	4	5	1	24	3	6	2	0	44
33	D'AVANZO, Anthony	f	4-7	2-3	3-3	1	3	4	3	13	0	0	3	0	23
05	JONES, Lance	g	3-10	1-4	0-2	1	3	4	1	7	2	1	1	2	25
10	HARVEY, Ben	g	5-11	3-6	9-10	0	7	7	2	22	3	0	1	0	35
24	BROWN, Trent	g	1-5	1-2	1-2	0	4	4	3	4	2	1	0	1	30
03	BANKS, Dalton	g	5-9	1-2	3-3	0	1	1	4	14	1	1	0	2	39
14	FILEWICH, Kyler	g	1-2	0-0	0-0	0	1	1	4	2	1	0	0	0	12
22	VERPLANCKEN, Steven	g	0-2	0-1	1-3	0	2	2	0	1	1	0	0	0	14
25	LONG, Jakolby	g	0-1	0-0	0-0	0	1	1	0	0	0	0	0	0	3
Team					1	7	8								
Totals			25-58	9-21	28-35	4	33	37	18	87	13	9	7	5	225
FG % 1st Half: 10-27 37.0% 2nd half: 12-25 48.0% OT: 3-6 50.0% Game: 25-58 43.1% Deadball Rebounds 3															
3FG % 1st Half: 3-10 30.0% 2nd half: 5-9 55.6% OT: 1-2 50.0% Game: 9-21 42.9%															
FT % 1st Half: 6-11 54.5% 2nd half: 13-14 92.9% OT: 9-10 90.0% Game: 28-35 80.0%															
Southeast Missouri 79 • 1-1															
		Total	3-Ptr			Rebounds									
##	Player	FG-FGA	FG-FGA	FT-FTA	Off	Def	Tot	PF	TP	A	TO	Blk	Stl	Min	
31	TAYLOR, Nolan	f	6-11	0-0	2-5	2	5	7	3	14	2	0	0	0	22
03	REED, JR., Eric	g	6-10	3-5	2-3	4	1	5	3	17	0	0	1	1	38
05	HARRIS, Chris	g	6-15	1-6	2-2	1	0	1	5	15	5	2	0	1	22
11	NICHOLAS, DQ	g	2-12	0-1	3-5	0	3	3	3	7	4	2	0	0	32
25	RUSSELL, Nygal	g	0-6	0-1	0-0	4	7	11	5	0	2	2	1	2	38
02	LOVE, Jordan	g	4-5	1-1	1-4	0	3	3	1	10	3	2	1	1	19
14	JOHNSON, Nate	g	3-5	0-0	0-0	1	2	3	0	6	1	0	2	0	14
21	AKENTEN, Nana	g	3-7	1-4	1-2	1	7	8	5	8	1	5	2	1	32
33	BRANSON, Dylan	g	1-3	0-1	0-0	1	3	4	3	2	3	0	0	0	8
Team					4	1	5								
Totals			31-74	6-19	11-21	18	32	50	28	79	21	13	7	6	225
FG % 1st Half: 13-33 39.4% 2nd half: 15-32 46.9% OT: 3-9 33.3% Game: 31-74 41.9% Deadball Rebounds 2															
3FG % 1st Half: 1-6 16.7% 2nd half: 4-9 44.4% OT: 1-4 25.0% Game: 6-19 31.6%															
FT % 1st Half: 4-7 57.1% 2nd half: 6-10 60.0% OT: 1-4 25.0% Game: 11-21 52.4%															



# Game 3

## Lipscomb 77 Southeast Missouri 82

December 7, 2020 • Show Me Center • Cape Girardeau, Mo.



### CAPE GIRARDEAU, Mo.

Chris Harris and Eric Reed, Jr. each scored 19 points, and Nolan Taylor added 16 points and

eight rebounds to lead Southeast Missouri to an 82-77 win over Preseason Atlantic Sun Conference favorite Lipscomb.

SEMO led for the final 11:04 of the tight contest after Reed, Jr.'s jumper gave it a 56-55 edge. The Redhawks then didn't lead by more than six points and fought off a Lipscomb team that pulled to within one six times in the last 10 minutes.

Jordan Love drove the lane and scored a big basket to put the Redhawks ahead, 78-72, at the 2:24

mark. SEMO later made four free throws in the final 1:01 to polish off the win.

Reed, Jr. gave SEMO a huge spark off the bench going 8-of-10 from the field and 3-of-4 from 3-point range.

Taylor was a force underneath finishing with 5-of-9 field goals, 6-of-8 free throws, five offensive rebounds and five assists in 28 minutes.

Harris shot 7-of-13 from the field, made three 3-pointers and dished out three assists, while DQ Nicholas contributed 12 points, five assists and three steals.

Head Coach Brad Korn picked up his first career win at the show Me Center.

# Game 4

## Southeast Missouri 74 Lipscomb 80<sup>OT</sup>

December 9, 2020 • Allen Arena • Nashville, Tenn.



### NASHVILLE, Tenn.

Southeast Missouri put together a ferocious comeback, but came up short in an 80-74 overtime loss to

Lipscomb.

Jake Wolfe scored 26 points and made a 3-pointer at the buzzer to send the game to overtime.

LU was down four with 50 seconds left in regulation and pulled within a point on a Wolfe Layup. Jordan Love was later fouled and split two free throws leaving SEMO ahead, 63-60.

Wolfe then splashed in an off-balance 3-pointer to send the game to overtime.

The Bisons went a perfect 8-of-8

at the free throw line in overtime to avenge an earlier loss to the Redhawks.

The Redhawks trailed by 15 points (40-25) 3:39 into the second half and used a 20-2 run to erase the deficit.

Nygall Russell scored five points in a quick 42 seconds and made a free throw to tie the game at 44-44 with 8:51 on the clock.

Nolan Taylor's layup gave SEMO its first lead since the first half at 47-46.

Four free throws by DQ Nicholas off a pair of LU technical fouls helped widen SEMO's lead to 55-46 with a little over six minutes remaining.

SEMO led the rest of the way until Wolfe's game-tying three.



Official Basketball Box Score -- Game Totals -- Final Statistics  
Lipscomb vs Southeast Missouri  
12-07-20 6:30 p.m. at Show Me Center -- Cape Girardeau, Mo.



### Lipscomb 77 • 1-4

#	Player	Total		3-Ptr		Rebounds		PF	TP	A	TO	Blk	Stl	Min.
		FG-FGA	FG-FGA	FT-FTA	FT-FTA	Off	Def							
23	ASADULLAH, Ahsan	c	6-8	0-0	4-6	1	6	7	2	16	10	6	2	31
01	JONES, Greg	g	7-13	4-9	0-0	0	1	1	1	18	0	0	0	35
03	FERGUSON, Romeao	g	4-10	0-3	2-2	1	4	5	3	10	3	2	0	30
10	WOLFE, Jake	g	7-10	4-5	4-5	0	2	2	1	22	3	3	0	29
25	MILLER, Miles	g	1-6	1-3	0-0	1	1	2	4	3	5	0	0	22
05	COLEMAN, Kaleb	g	1-2	1-2	0-0	0	0	0	1	3	0	1	0	3
11	JONES, Alex	g	0-0	0-0	0-0	1	0	1	1	0	1	0	0	18
12	CARY, Carson	g	0-0	0-0	0-0	0	0	0	0	0	0	0	0	9
13	HAZEN, Parker	g	2-2	0-0	1-1	0	5	5	3	5	0	1	0	23
Team						0	2	2						
Totals			28-51	10-22	11-14	4	21	25	16	77	22	13	2	200

FG % 1st Half: 14-28 50.0% 2nd half: 14-23 60.9% Game: 28-51 54.9%  
3FG % 1st Half: 6-13 46.2% 2nd half: 4-9 44.4% Game: 10-22 45.5%  
FT % 1st Half: 3-5 60.0% 2nd half: 8-9 88.9% Game: 11-14 78.6%

### Southeast Missouri 82 • 2-1

#	Player	Total		3-Ptr		Rebounds		PF	TP	A	TO	Blk	Stl	Min.
		FG-FGA	FG-FGA	FT-FTA	FT-FTA	Off	Def							
31	TAYLOR, Nolan	r	5-9	0-0	6-8	5	3	8	3	16	5	0	1	28
05	HARRIS, Chris	g	7-13	3-7	2-2	0	0	0	0	19	3	2	0	30
11	NICHOLAS, DQ	g	4-10	1-4	3-4	1	2	3	4	12	5	2	0	29
21	AKENTEN, Nana	g	3-10	3-6	0-0	3	4	7	1	9	0	1	0	29
25	RUSSELL, Nygal	g	1-5	0-3	1-2	1	2	3	0	3	0	1	0	20
02	LOVE, Jordan	g	1-3	0-1	0-0	0	2	2	0	2	4	0	0	21
03	REED, JR., Eric	g	8-10	3-4	0-0	0	2	2	2	19	1	0	0	23
14	JOHNSON, Nate	g	1-1	0-0	0-0	1	3	4	1	2	0	1	0	12
33	BRANSON, Dylan	g	0-1	0-1	0-0	0	0	0	1	0	1	0	0	8
Team						0	2	2						
Totals			30-62	10-26	12-16	11	20	31	12	82	19	7	1	200

FG % 1st Half: 16-32 50.0% 2nd half: 14-30 46.7% Game: 30-62 48.4%  
3FG % 1st Half: 5-12 41.7% 2nd half: 5-14 35.7% Game: 10-26 38.5%  
FT % 1st Half: 2-2 100.0% 2nd half: 10-14 71.4% Game: 12-16 75.0%

Officials: Greg Rennegarbe, Davis Maxwell, Cedric Coleman  
Technical fouls: Lipscomb-None. Southeast Missouri-None.  
Attendance: 580

Score by periods	1st	2nd	Total
Lipscomb	37	40	77
Southeast Missouri	39	43	82

Points	In	Off	2nd	Fast	Bench
LU	32	7	1	2	8
SEMO	28	23	12	4	23



Official Basketball Box Score -- Game Totals -- Final Statistics  
SEMO vs Lipscomb  
12-09-20 7 p.m. at Allen Arena -- Nashville, Tenn.



### SEMO 74 • 2-2

#	Player	Total		3-Ptr		Rebounds		PF	TP	A	TO	Blk	Stl	Min.
		FG-FGA	FG-FGA	FT-FTA	FT-FTA	Off	Def							
31	TAYLOR, Nolan	r	3-6	0-0	2-2	1	3	4	1	8	0	2	1	20
05	HARRIS, Chris	g	7-17	4-8	3-8	0	2	2	2	21	0	4	0	35
11	NICHOLAS, DQ	g	5-12	1-3	6-7	1	4	5	2	17	1	6	1	37
21	AKENTEN, Nana	g	1-3	0-2	0-0	1	3	4	2	2	2	2	1	22
25	RUSSELL, Nygal	g	3-4	0-1	3-5	4	4	8	5	9	1	2	0	29
02	LOVE, Jordan	g	2-6	0-1	4-6	1	4	5	2	8	2	1	0	29
03	REED, JR., Eric	g	2-3	1-2	0-0	1	2	3	4	5	0	2	0	30
14	JOHNSON, Nate	g	1-3	0-0	0-0	3	2	5	1	2	1	0	0	10
33	BRANSON, Dylan	g	1-1	0-0	0-0	0	0	0	3	2	1	2	0	13
Team						3	2	5						
Totals			25-55	6-17	18-28	15	26	41	22	74	8	21	3	225

FG % 1st Half: 7-22 31.8% 2nd half: 13-24 54.2% OT: 5-9 55.6% Game: 25-55 45.5%  
3FG % 1st Half: 3-8 37.5% 2nd half: 3-7 42.9% OT: 0-2 0.0% Game: 6-17 35.3%  
FT % 1st Half: 5-8 62.5% 2nd half: 12-19 63.2% OT: 1-1 100.0% Game: 18-28 64.3%

### Lipscomb 80 • 2-4

#	Player	Total		3-Ptr		Rebounds		PF	TP	A	TO	Blk	Stl	Min.
		FG-FGA	FG-FGA	FT-FTA	FT-FTA	Off	Def							
23	ASADULLAH, Ahsan	c	3-5	0-0	1-2	0	5	5	7	2	2	1	0	17
01	JONES, Greg	g	6-13	3-8	2-2	0	0	0	4	17	1	0	0	39
03	FERGUSON, Romeao	g	6-7	0-0	0-2	1	5	6	4	12	1	3	2	39
10	WOLFE, Jake	g	6-11	2-3	12-14	0	2	2	1	26	4	0	0	39
25	MILLER, Miles	g	0-4	0-1	0-0	0	1	1	1	0	1	2	0	15
02	PRUITT, Will	g	0-1	0-0	0-0	0	0	0	0	0	0	0	0	0
04	SHULMAN, Tanner	g	0-0	0-0	0-0	0	0	0	0	0	0	0	0	3
05	COLEMAN, Kaleb	g	0-2	0-1	0-0	0	1	1	0	0	0	0	0	8
11	JONES, Alex	g	2-3	1-2	0-0	0	4	4	1	5	5	1	0	20
12	CARY, Carson	g	3-5	3-5	2-2	0	1	1	11	0	1	0	1	16
13	HAZEN, Parker	g	0-3	0-0	0-0	0	1	1	5	0	0	0	0	12
14	MURR, Tommy	g	0-1	0-0	2-2	0	0	0	2	2	1	0	0	7
Team						2	2	4						
Totals			26-55	9-20	19-24	3	22	25	24	80	15	10	3	225

FG % 1st Half: 13-30 43.3% 2nd half: 9-20 45.0% OT: 4-5 80.0% Game: 26-55 47.3%  
3FG % 1st Half: 6-11 54.5% 2nd half: 2-8 25.0% OT: 1-1 100.0% Game: 9-20 45.0%  
FT % 1st Half: 0-0 0.0% 2nd half: 11-16 68.8% OT: 8-8 100.0% Game: 19-24 79.2%

Officials: Wil Howard, R.B. Clyburn, John Dillon  
Technical fouls: SEMO-None. Lipscomb-JONES, Greg; WOLFE, Jake.  
Attendance: 488

Score by periods	1st	2nd	OT	Total
SEMO	22	41	11	74
Lipscomb	32	31	17	80

Points	In	Off	2nd	Fast	Bench
SEMO	32	17	17	0	17
LIP	34	30	2	6	18



## SOUTHEAST MISSOURI BASKETBALL NOTES // MURRAY STATE

### Game 5

## Southeast Missouri 63 Evansville 66 OT

December 15, 2020 • Ford Center • Evansville, Ind.



### EVANSVILLE, Ind.

Southeast Missouri lost in overtime for the third time when it fell to Missouri Valley Conference member Evansville, 66-63.

UE trailed, 54-48, with 2:50 left to play when it scored eight of the final 10 points of regulation and tied the game at 56-56. Jawaun Newton made two free throws with 21 seconds left to knot things up.

In overtime, SEMO led, 63-61, after Jordan Love split a pair of free throws with 18 seconds on the clock. On the ensuing possession, Shamar Givance made a layup and was fouled with one second remaining. Givance knocked down

the free throw to complete his 3-point play and send the Purple Aces to victory.

SEMO led by no more than six points in the game.

Nana Akenten, Nate Johnson and Eric Reed, Jr. combined for 18 of the Redhawks 26 points in a low scoring first half.

Reed, Jr. came off the bench to lead SEMO with 16 points on 6-of-11 field goals. Three of his makes came from 3-point range. Akenten followed with 14 points and a game-high 4-of-4 from distance. Nolan Taylor narrowly missed a double-double with 13 points and nine rebounds.

The Redhawks outrebounded UE, 41-32.

### Game 6

## UT Martin 69 Southeast Missouri 67

December 18, 2020 • Show Me Center • Cape Girardeau, Mo.



### CAPE

### GIRARDEAU, Mo.

Eden Holt made a baseline jumper with one second

left to lift UT Martin to a 69-67 win over Southeast Missouri.

Chris Harris, who had a team and career-high 23 points, tied the game at 67-67 on his trey with eight seconds remaining.

Then, on the final possession, Holt drove to his right and got off his jumper which dropped through the basket to give the Skyhawks their Ohio Valley Conference opening victory.

SEMO, which lost for the first time in a game that didn't go to overtime, led for only 1:39 of the

contest.

In a back-and-forth battle that included four ties and six lead changes, the Redhawks never led by more than two points and were shaken off by the Skyhawks every time they made a run.

Holt's 3-pointer put UTM up, 54-48, with a little over six minutes to go.

A 3-pointer by Eric Reed, Jr. cut the Skyhawks lead in half before Nygal Russell converted a 3-point play to make it a 54-54 game.

With less than a minute to go, Harris made a jumper to pull SEMO within three before knocking down his game-tying shot.

Harris scored double figures for the fifth time in 2020-21.



Official Basketball Box Score - Final  
Southeast Mo. St. at Evansville  
12/15/20 Ford Center, Evansville  
2020-21 Men's Basketball

Game Time: 6:00 PM  
Game Duration: 2:11

Officials: Gary Maxwell, Antonio Petty, Terry Wymer

Southeast Mo. St. - 63

Record: 2-3

														Shooting By Period			
NO.	Name	Min	FG	3P	FT	Rebounds	Fouls	TP	AS	TO	ST	Blocks	BS	BA	+/		
31	Nolan Taylor	F 25:10	6-11	0-0	1-3	0	9	9	4	5	13	1	2	0	0	1	-7
5	Chris Harris	G 29:00	1-9	0-3	2-3	0	2	2	4	4	0	4	0	0	1	-11	
11	DQ Nicholas	G 26:56	1-5	0-2	0-0	0	7	7	5	0	2	4	3	1	0	-14	
21	Nana Akenten	G 27:59	4-6	4-4	2-2	3	2	5	3	1	14	0	1	0	0	1	
25	Nygal Russell	G 27:57	1-3	0-1	0-0	0	6	6	1	0	2	2	2	1	0	-9	
3	Eric Reed, Jr.	38:22	6-11	3-5	1-3	1	3	4	0	3	16	1	2	1	0	3	
2	Jordan Love	24:19	1-6	0-0	1-2	1	1	2	3	2	3	2	2	1	0	-1	
14	Nate Johnson	14:47	2-3	0-0	2-2	3	0	3	3	1	6	0	0	0	0	5	
33	Dylan Branson	10:24	1-1	1-1	0-0	0	0	0	1	1	3	1	0	0	0	-4	
Team						2	1	3			0						
Totals			23-55	8-16	9-15	10	31	41	24	17	63	9	16	4	0	-3	
												3PT% 8-16			50.0%		
												FT% 9-15			60.0%		

Technical Fouls: NONE

Dead Ball Rebounds: 1, 0

Evansville - 66

Record: 2-3

NO.	Name	Min	FG	3P	FT	Rebounds	Fouls	TP	AS	TO	ST	Blocks	PF	BS	BA	+/
2	Jax Levitch	F 34:00	0-3	0-3	0-0	1	6	7	1	0	0	0	0	0	0	13
10	Evan Kuhlman	F 20:30	2-7	2-5	0-0	1	2	3	4	0	6	1	1	0	2	0
3	Jawaun Newton	G 40:22	4-11	3-6	4-4	0	4	4	3	9	15	1	1	0	0	6
5	Shamar Givance	G 38:39	7-13	0-1	6-8	0	3	3	3	5	20	5	2	1	1	0
30	Noah Frederickking	G 35:31	4-6	2-4	1-2	0	3	3	0	3	11	0	0	0	0	6
31	Iyen Enaruna	25:24	3-6	0-0	3-4	3	3	3	2	5	9	0	1	0	1	-5
23	Trey Hall	11:42	1-3	1-2	0-0	0	1	1	1	0	3	0	1	2	0	-12
41	Samari Curtis	11:39	0-2	0-0	2-4	0	3	3	1	2	2	0	1	1	0	-1
00	Gage Bobe	02:39	0-1	0-1	0-0	0	0	0	0	0	0	0	0	0	0	5
11	Thomas Gilgeous-Alexander	04:34	0-2	0-1	0-0	0	1	1	2	0	0	0	0	0	0	-5
Team						0	1	1			0					
Totals			21-54	8-23	16-22	5	27	32	17	24	66	8	9	4	4	0

Technical Fouls: NONE

Dead Ball Rebounds: 3, 0

	SEMO	EVAN
Biggest lead	6 (1 <sup>st</sup> 13:33)	5 (1 <sup>st</sup> 18:19)
Best Scoring Run	8 (2 <sup>nd</sup> 5:30)	7 (2 <sup>nd</sup> 7:07)
Lead Changes	8	
Times Tied	6	
Time with Lead	28:18	13:04
Points from Turnovers	13	12
Paint	24	20
Second Chance	12	7
Fast Breaks	8	9
Bench	28	14
Period by Period Scoring		
1st	26	30
2nd	30	7
OT	1	63
TOT	57	66

### Official Basketball Box Score -- Game Totals -- Final Statistics UT Martin vs Southeast Missouri 12-18-20 6:30 p.m. at Show Me Center -- Cape Girardeau, Mo.

#### UT Martin 69 • 3-0, 1-0 OVC

#	Player	Total		3-Ptr		Rebounds		PF	TP	A	TO	Blk	Stl	Min
		FG-FGA	FG-FGA	FT-FTA	FT-FTA	Off	Def							
12	KENNEDY, Ajani	1-5	0-3	0-0	0-0	3	3	6	4	2	2	1	0	26
33	ESKRIDGE, Kenton	4-7	1-2	0-2	0-2	0	2	2	1	9	3	2	0	26
00	HOLT, Eden	4-10	2-4	0-0	0-0	0	1	1	2	10	5	0	0	40
04	WILLIAMS, Jaron	5-9	3-3	0-0	0-0	1	5	6	3	13	0	2	1	29
15	HOLDEN, Cameron	8-14	1-1	7-7	7-7	2	8	10	3	24	1	3	0	4
02	THOMAS, Anthony	3-11	0-4	3-6	3-6	2	2	4	2	9	1	0	0	35
10	RUSTIN, Eric	0-1	0-0	2-2	2-2	0	1	1	2	2	0	1	1	0
Team						0	3	3						
Totals		25-57	7-17	12-17	12-17	8	25	33	17	69	12	9	2	6

FG % 1st Half: 12-27 44.4% 2nd half: 13-30 43.3% Game: 25-57 43.9%  
3FG % 1st Half: 4-10 40.0% 2nd half: 3-7 42.9% Game: 7-17 41.2%  
FT % 1st Half: 3-4 75.0% 2nd half: 9-13 69.2% Game: 12-17 70.6%

#### Southeast Missouri 67 • 2-4, 0-1 OVC

#	Player	Total		3-Ptr		Rebounds		PF	TP	A	TO	Blk	Stl	Min
		FG-FGA	FG-FGA	FT-FTA	FT-FTA	Off	Def							
31	TAYLOR, Nolan	1-1	0-0	1-2	1-2	1	1	2	3	3	1	1	0	18
05	HARRIS, Chris	7-14	2-5	7-10	7-10	0	1	1	2	23	1	3	0	32
11	NICHOLAS, DQ	5-7	1-2	0-0	0-0	0	6	6	2	11	4	3	1	32
21	AKENTEN, Nana	2-7	1-5	0-0	0-0	0	3	3	2	5	2	1	0	1
25	RUSSELL, Nygal	1-3	0-2	2-4	2-4	3	2	5	3	4	6	1	0	1
02	LOVE, Jordan	3-7	3-6	0-0	0-0	1	1	2	2	9	2	2	0	1
03	REED, JR., Eric	3-10	2-7	2-2	2-2	0	1	1	2	10	1	0	1	0
10	PATTERSON, Manny	0-0	0-0	0-0	0-0	0	4	4	0	0	0	0	0	5
14	JOHNSON, Nate	1-2	0-0	0-1	0-1	0	2	2	1	2	0	0	1	0
33	BRANSON, Dylan	0-0	0-0	0-0	0-0	0	1	1	1	0	0	0	0	7
Team						1	4	5						
Totals		23-51	9-27	12-19	12-19	6	26	32	18	67	17	11	3	5

FG % 1st Half: 10-24 41.7% 2nd half: 13-27 48.1% Game: 23-51 45.1%  
3FG % 1st Half: 2-10 20.0% 2nd half: 7-17 41.2% Game: 9-27 33.3%  
FT % 1st Half: 9-13 69.2% 2nd half: 3-6 50.0% Game: 12-19 63.2%

Officials: Bret Smith, James Hicks, Scott Tierney  
Technical fouls: UT Martin-None. Southeast Missouri-None.  
Attendance: 748

Score by periods	1st	2nd	Total
UT Martin	31	38	69
Southeast Missouri	31	36	67

Points	In	Off	2nd	Fast	Bench
UTM	26	8	12	2	11
SEMO	20	12	7	8	21



# Game 7

## Southeast Missouri 66 Indiana State 72

December 22, 2020 • Hulman Center • Terre Haute, Ind.



### TERRE HAUTE, Ind.

Indiana State scored 28 points at the free throw line to key a 72-66

win over Southeast Missouri.

One of the top free throw shooting teams in the Missouri Valley Conference, ISU shot 80 percent (28-of-35) from the charity stripe and that was the difference.

For the game, ISU and SEMO combined for 50 fouls and 62 free throw attempts.

The Redhawks never led en route to their first loss of the season that wasn't in overtime or decided by a last second shot.

ISU started the game on a 9-0

run to put SEMO into an early hole just 3:33 in. The Redhawks turned the ball over six times in that stretch.

Eric Reed, Jr. later buried a 3-pointer to get the Redhawks within four (20-16) at the 8:29 mark of the first half, but the Sycamores answered with the next five points extending their lead to 25-19.

SEMO committed 11 turnovers in the first half, which resulted in the Sycamores taking a 32-24 lead at the intermission.

The Redhawks, who trailed, 52-36, with a little over 12 minutes remaining, managed to get to within four (64-60) on a pair of Dylan Branson free throws with 1:40 to go.

Chris Harris led SEMO with 16 points.

# Game 8

## Southeast Missouri 63 Tennessee Tech 72

December 30, 2020 • Eblen Center • Cookeville, Tenn.



### COOKEVILLE, Tenn.

Southeast Missouri matched a season-low in points and had 19 turnovers in

a 72-63 road loss to Tennessee Tech.

After Damaria Franklin's layup gave the Golden Eagles a double-digit lead at 15-5, the Redhawks used a 9-0 run to pull within one (15-14) with 11:41 remaining in the first half.

TTU immediately answered with a 9-0 run of its own and later led, 38-23, at halftime.

SEMO cut the Golden Eagles lead to four (56-52) when Eric

Reed, Jr. converted a 3-point play with 6:39 left, but that was as close as the Redhawks would get the rest of the way.

SEMO was within two possessions a total of six times in the final 4:39 of the contest, but couldn't catch the Golden Eagles.

Reed, Jr. led the Redhawks with 14 points and Chris Harris added 11.

SEMO shot 44.4 percent (24-of-54) from the field and 57.1 percent (8-of-14) at the free throw line. The Redhawks also turned the ball over 19 times.

Jr. Clay finished with a game-high 22 points to pace TTU.



Official Basketball Box Score - Final  
Southeast Mo. St. at Indiana St.  
12/22/20 Hulman Center, Terre Haute, Ind.  
2020-21 Men's Basketball

Game Time: 1:00 PM  
Game Duration: 2:08  
Attendance: 100

Southeast Mo. St. - 66												
Record: 2-5												
No.	Name	Min	FG	3P	FT	Rebounds	Fouls	TP	AS	TO	ST	Blocks
			M/A	M/A	M/A	OR	DR	PF				BS
31	Nolan Taylor	18:09	4-6	0-0	3-4	4	2	6	2	3	11	1
5	Chris Harris	35:55	5-12	1-4	5-7	1	5	6	1	6	16	2
11	DQ Nicholas	26:13	3-7	0-1	3-5	0	1	1	4	4	9	1
21	Nana Akenten	19:49	1-5	0-3	2-3	1	3	4	5	3	4	1
25	Nygal Russell	16:05	0-5	0-2	0-0	0	4	4	0	0	0	0
3	Eric Reed, Jr.	24:22	2-5	2-4	0-0	3	0	3	3	0	6	0
14	Nate Johnson	00:49	0-0	0-0	0-0	0	0	0	1	0	0	0
10	Manny Patterson	09:26	2-3	0-0	1-2	0	2	2	3	2	5	0
44	Darrious Agnew	11:33	1-2	0-0	0-0	0	2	2	2	0	2	0
2	Jordan Love	17:22	0-4	0-0	1-2	0	2	2	0	1	1	0
33	Dylan Branson	20:17	3-3	3-3	3-4	1	3	4	2	4	12	1
Team						1	0	1	0	0	0	0
Totals		21:52	6-17	18-27	11	24	35	27	23	66	7	19

Technical Fouls: NONE

Indiana St. - 72												
Record: 3-2												
No.	Name	Min	FG	3P	FT	Rebounds	Fouls	TP	AS	TO	ST	Blocks
			M/A	M/A	M/A	OR	DR	PF				BS
1	Tre Williams	34:24	3-5	0-0	5-7	2	6	8	4	8	11	1
3	Jake LaRavia	19:13	3-6	0-0	9-12	1	4	5	4	9	15	0
4	Cooper Neese	22:22	1-5	0-3	7-8	0	1	1	3	5	9	2
10	Julian Larry	24:58	0-3	0-2	0-0	0	1	1	2	0	0	0
11	Tyreke Key	30:29	5-9	1-4	7-7	0	5	5	2	4	18	2
20	Cobie Barnes	19:38	2-4	1-1	0-0	0	5	5	0	0	5	0
14	Tobias Howard	22:19	2-6	1-3	0-0	0	0	0	2	0	5	3
44	Randy Miller Jr.	21:45	4-8	1-4	0-1	1	2	3	1	1	9	1
21	Ndongo Ndaw	04:52	0-0	0-0	0-0	0	0	0	2	0	0	1
Team						1	0	1	0	0	0	0
Totals		20:46	4-17	28-35	6	24	30	23	27	72	10	15

Technical Fouls: NONE

SEMOS		INS		Points from		SEMOS		INS		Period by Period Scoring	
Biggest lead	0 (1 <sup>st</sup> 20:00)	16 (2 <sup>nd</sup> 12:38)	Turnovers	15	18	1st	2nd	TOT		SEMOS	INS
Best Scoring Run	7 (2 <sup>nd</sup> 6:25)	9 (1 <sup>st</sup> 16:27)	Paint	30	24	SEMOS	24	42	66		
Lead Changes	0		Second Chance	12	7	INS	32	40	72		
Times Tied	0		Fast Breaks	6	18						
Time with Lead	00:00	39:36	Bench	26	19						



Official Basketball Box Score - Final  
Southeast Missouri at Tennessee Tech  
12/30/20 Eblen Center, Cookeville, Tenn.  
2020-21 Men's Basketball

Game Time: 8:00 PM  
Game Duration: 1:52  
Attendance: 430

Southeast Missouri - 63												
Record: 2-6 (0-2)												
No.	Name	Min	FG	3P	FT	Rebounds	Fouls	TP	AS	TO	ST	Blocks
			M/A	M/A	M/A	OR	DR	PF				BS
31	Nolan Taylor	14:59	4-5	0-0	0-2	2	3	1	0	0	1	0
3	Eric Reed, Jr.	31:12	5-9	2-5	2-4	2	2	0	3	4	14	1
5	Chris Harris	24:42	3-9	2-4	3-4	0	3	3	2	4	11	2
11	DQ Nicholas	31:16	3-8	0-1	2-4	1	3	4	2	4	8	4
21	Nana Akenten	32:31	3-13	2-8	0-0	1	8	9	3	0	2	3
14	Nate Johnson	02:34	0-0	0-0	0-0	0	0	0	0	0	0	0
10	Manny Patterson	19:03	2-2	0-0	0-0	0	1	1	4	2	4	1
25	Nygal Russell	15:47	2-5	1-2	0-0	0	1	1	1	5	0	1
33	Dylan Branson	11:36	1-1	0-0	0-0	0	0	0	0	1	1	2
2	Jordan Love	12:56	1-1	0-0	1-2	0	3	3	0	1	3	1
44	Darrious Agnew	03:24	0-1	0-0	0-0	0	0	0	0	0	0	0
Team						2	3	5	0	0	0	0
Totals		24:54	7-20	8-14	6	24	30	19	18	63	16	19

Technical Fouls: NONE

Tennessee Tech - 72												
Record: 1-9 (1-2)												
No.	Name	Min	FG	3P	FT	Rebounds	Fouls	TP	AS	TO	ST	Blocks
			M/A	M/A	M/A	OR	DR	PF				BS
12	Amadou Sylla	25:58	6-9	0-0	1-3	3	4	7	0	3	13	1
13	Kenny White Jr.	15:12	1-4	0-3	0-0	0	3	3	1	0	2	0
23	Austin Harvell	21:25	1-5	1-5	1-2	1	0	1	2	1	4	1
3	Keishawn Davidson	29:15	4-8	0-3	1-2	0	1	1	2	3	9	4
4	Jr. Clay	34:21	5-10	1-4	11-14	0	4	4	2	8	22	4
0	Damaria Franklin	29:45	4-7	1-2	2-4	2	6	8	2	2	11	4
11	Dane Quest	13:27	1-2	1-1	0-0	0	4	4	3	1	3	2
33	Shandon Goldman	14:52	2-4	0-0	0	1	1	3	1	6	0	1
22	Tujautae Williams	09:02	1-2	0-0	0-0	0	1	1	2	0	2	0
10	CJ Gettelfinger	06:33	0-2	0-1	0-0	1	0	1	0	0	3	0
Team						1	3	4	0	0	1	0
Totals		25:52	6-23	16-25	8	27	35	18	19	72	16	17

Technical Fouls: NONE

SEMOS		Tech		Points from		SEMOS		Tech		Period by Period Scoring	
Biggest lead	0 (1 <sup>st</sup> 20:00)	15 (1 <sup>st</sup> 0:30)	Turnovers	6	19	1st	2nd	TOT		SEMOS	Tech
Best Scoring Run	9 (1 <sup>st</sup> 11:41)	9 (1 <sup>st</sup> 8:34)	Paint	30	38	SEMOS	23	40	63		
Lead Changes	0		Second Chance	6	12						
Times Tied	0		Fast Breaks	6	14						
Time with Lead	00:00	39:48	Bench	14	22						





# SOUTHEAST MISSOURI BASKETBALL NOTES // MURRAY STATE

## Game 9

### Tennessee State 79 Southeast Missouri 83 <sup>2OT</sup>

January 2, 2021 • Show Me Center • Cape Girardeau, Mo.



#### CAPE

#### GIRARDEAU, Mo.

DQ Nicholas scored a season-high 21 points and made a career-best 17 free

throws to lead Southeast Missouri to its first Ohio Valley Conference win, a thrilling 83-79 double overtime victory over Tennessee State.

SEMO tied a school record with 40 made free throws in 51 attempts and needed all of those to pull out its gritty win.

The Redhawks overcame a nine-point deficit with 2:03 left in regulation. Down, 65-56, Chris Harris made a 3-pointer and added a couple free throws to bring the

Redhawks within four. Then, Nicholas made a layup, was fouled and converted a 3-point play to cut the Tigers lead to one.

Nicholas later made two free throws with 36 seconds left to send the game to overtime.

Nolan Taylor split two free throws and Nana Akenten buried his pair of free throws with one second remaining in the second overtime period to ice the victory.

Nicholas led four Redhawk starters in double figures. Harris followed with 17 points, while Reed, Jr. and Taylor added 14 and 13, respectively.

SEMO outscored TSU, 40-22, at the free throw line.

#### Official Basketball Box Score -- Game Totals -- Final Statistics Tennessee State vs Southeast Missouri 01-02-21 5 p.m. at Show Me Center -- Cape Girardeau, Mo.

##### Tennessee State 79 • 1-6, 0-4 OVC

#	Player		Total		3-Ptr		Rebounds		PF	TP	A	TO	Blk	Stl	Min
			FG-FGA	FG-FGA	FT-FTA	FT-FTA	Off	Def							
04	JOHNSON, Shakem	f	4-5	0-0	0-0	0-0	0	3	3	5	8	0	0	0	15
22	LINDER, Josh	f	2-3	0-0	4-4	1	0	1	5	8	0	2	0	0	11
00	FREEMAN, Mark	g	2-6	0-2	3-4	0	5	5	7	7	7	7	1	1	26
01	FITZGERALD, JR., M.	g	7-14	4-8	0-0	0	2	2	4	18	3	4	0	0	46
10	JOHAL, Monty	g	2-4	1-2	0-1	0	3	3	1	5	3	1	0	0	29
03	WOMACK, Amorey	g	0-3	0-0	0-0	1	1	2	2	0	0	0	0	0	10
11	BARRETT, Shakwon	g	0-1	0-0	0-0	0	1	1	0	0	1	4	1	1	12
13	GREEN, Mason	g	3-5	0-0	4-4	0	1	1	5	10	0	1	1	0	25
15	LANIER, Devonte	g	0-0	0-0	0-0	0	2	2	1	0	0	1	0	1	9
23	MOODY, Ravel	g	4-7	2-3	8-9	3	4	7	4	18	1	2	1	1	38
24	MOHAMED, Yusuf	g	1-6	0-3	3-6	2	7	9	4	5	1	3	0	1	29
Team						2	2	4							
Totals			25-54	7-18	22-28	9	31	40	36	79	16	25	4	5	250

FG % 1st Half: 10-25 40.0% 2nd half: 12-18 66.7% OT: 3-11 27.3% Game: 25-54 46.3% Deadball Rebounds 4  
3FG % 1st Half: 4-10 40.0% 2nd half: 3-7 42.9% OT: 0-1 0.0% Game: 7-18 38.9%  
FT % 1st Half: 4-4 100.0 2nd half: 11-13 84.6% OT: 7-11 63.6% Game: 22-28 78.6%

##### Southeast Missouri 83 • 3-6, 1-2 OVC

#	Player		Total		3-Ptr		Rebounds		PF	TP	A	TO	Blk	Stl	Min
			FG-FGA	FG-FGA	FT-FTA	FT-FTA	Off	Def							
31	TAYLOR, Nolan	f	4-6	0-0	6-11	2	1	3	4	14	0	1	0	1	22
03	REED, JR., Eric	g	5-8	2-3	1-1	1	0	1	0	13	1	3	0	3	42
05	HARRIS, Chris	g	4-18	3-10	6-7	0	1	1	4	17	1	1	2	1	43
11	NICHOLAS, DQ	g	2-10	0-4	17-19	0	7	7	4	21	5	5	0	3	44
21	AKENTEN, Nana	g	1-5	0-4	4-4	0	6	6	3	6	0	3	0	2	37
02	LOVE, Jordan	g	1-3	0-0	2-3	1	1	2	0	4	0	0	1	0	12
10	PATTERSON, Manny	g	1-1	0-0	3-4	1	2	3	3	5	1	0	2	0	11
14	JOHNSON, Nate	g	1-1	0-0	0-0	1	0	1	0	2	0	0	0	1	7
25	RUSSELL, Nygal	g	0-0	0-0	0-0	0	0	0	3	0	0	1	0	1	5
33	BRANSON, Dylan	g	0-1	0-0	0-0	1	1	2	5	0	2	1	0	1	22
44	AGNEW, Darrious	g	0-0	0-0	1-2	1	1	2	0	1	0	2	0	1	5
Team						1	2	3							
Totals			19-53	5-21	40-51	9	22	31	26	83	10	17	5	14	250

FG % 1st Half: 8-24 33.3% 2nd half: 8-20 40.0% OT: 3-9 33.3% Game: 19-53 35.8% Deadball Rebounds 5  
3FG % 1st Half: 2-7 28.6% 2nd half: 3-10 30.0% OT: 0-4 0.0% Game: 5-21 23.8%  
FT % 1st Half: 13-16 81.3% 2nd half: 16-18 88.9% OT: 11-17 64.7% Game: 40-51 78.4%

Officials: Greg Rennegarbe, Ford Branch, Jr., Chris Fuller  
Technical fouls: Tennessee State-None. Southeast Missouri-HARRIS, Chris.  
Attendance: 760  
SEMO tied a single-game program record with 40 free throws made

Score by periods	1st	2nd	OT	OT2	Total
Tennessee State	28	38	6	7	79
Southeast Missouri	31	35	6	11	83

	In	Off	2nd	Fast	Bench
Points	28	24	10	2	33
Paint	20	32	13	0	12

## Game 10

### Southeast Missouri 66 Belmont 77

January 7, 2021 • Curb Event Center • Nashville, Tenn.



#### NASHVILLE, Tenn.

Nana Akenten had a double-double 20 points and 11 rebounds as

Southeast Missouri suffered its first double-digit loss of the season with a 77-66 setback at Ohio Valley Conference leader Belmont.

Slow starts in both halves hurt the Redhawks who fell to 0-10 all-time against the Bruins.

Belmont, down two at halftime, began the second half with a 14-2 run as SEMO missed 23 of its 35 field goals in the final 20 minutes.

Despite their struggles to get shots to fall, the Redhawks still played the Bruins closer than any

OVC team this season to date.

SEMO made only three of its first 19 field goals in the second half.

After falling behind by as many as 12 points with a little over eight minutes to play, the Redhawks battled back to cut the Bruins lead to 64-62 on a pair of free throws by Akenten with 3:22 on the clock.

Belmont countered by making five free throws in the last 52 seconds to close out its win.

Akenten became the first Redhawk to get a double-double in 2020-21. He shot 7-of-17 from the field, made three 3-pointers and hit 3-of-4 free throws.

SEMO's top scorer, Chris Harris, did not play due to a thumb injury.



Official Basketball Box Score - Final  
Southeast Mo. St. at Belmont  
01/07/21 Curb Event Center, Nashville  
2020-21 Men's Basketball

Game Time: 6:00 PM  
Game Duration: 1:52  
Attendance: 271

Officials: Bret Smith, Amy Bonner, Gabe Tucker

Southeast Mo. St. - 66			Record: 3-7 (1-3)																													
NO.	Name	Min	FG	M-A	3P	FT	M-A	Rebounds	Fouls	TP	AS	TO	ST	Blocks	+/-	Shooting By Period																
								OR DR TOT	PF	FF				BS	BA		1st	FG%														
31	Nolan Taylor	F 09:20	2-6	0-0	0-0	2	3	5	4	0	4	0	1	1	0	1	0	12:27	44.4%													
3	Eric Reed, Jr.	G 30:32	3-9	2-5	0-0	0	0	0	1	1	8	0	2	1	0	0	-11	FT%	5-12 41.7%													
11	DQ Nicholas	G 23:51	0-7	0-3	2-2	1	1	2	0	1	2	2	3	1	0	2	-13	FT%	6-7 85.7%													
21	Nana Akenten	G 35:02	7-17	3-11	3-4	1	10	11	3	1	20	2	1	2	0	0	-13	FT%	12-35 34.3%													
33	Dylan Branson	G 18:22	0-1	0-1	3-3	2	2	4	0	1	3	2	1	0	0	0	-14	FT%	2-12 16.7%													
10	Manny Patterson	18:54	4-6	0-0	0-0	1	3	4	4	1	8	0	1	0	2	1	-2	FT%	5-8 62.5%													
2	Jordan Love	25:59	5-8	0-1	2-2	0	4	4	0	1	12	6	1	1	0	0	2	GM FG%	24-32 38.7%													
25	Nygal Russell	27:12	1-5	1-2	0-0	1	5	6	1	0	3	2	1	2	0	1	2	3PT%	7-24 29.2%													
14	Nate Johnson	06:33	1-2	0-0	0-2	2	1	3	3	1	2	0	1	0	1	1	-6	FT%	11-15 73.3%													
44	Darrious Agnew	04:15	1-1	1-1	1-2	0	0	0	2	1	4	0	1	0	1	0	0	Dead Ball Rebounds: 3.0														
Team																																
			24-62		7-24		11-15		12		29		41		18		8		66		14		15		7		4		6		-11	
Totals																											Technical Fouls: NONE					

Belmont - 77		Record: 11-1 (5-0)																	
NO.	Name	Min	FG	M	A	3P	FT	Rebounds	PF	Fouls	TP	AS	TO	ST	Blocks		+/-		
															BS	BA			
21	Derek Sabin	F 17:51	2-3	0-0	2-5	3	2	5	0	3	6	1	3	0	0	0	17		
33	Nick Muszynski	C 22:39	9-14	0-0	8-11	1	1	2	4	7	26	2	0	0	2	2	11		
2	Grayson Murphy	G 31:21	4-8	0-1	0-0	2	7	9	0	3	8	5	2	2	1	1	20		
3	Luke Smith	G 32:44	4-10	2-6	2-2	0	7	7	0	2	12	4	1	1	1	0	15		
22	Ben Sheppard	G 35:47	3-10	1-5	1-2	1	3	4	1	1	8	4	2	4	0	0	17		
0	Even Brauns	05:22	1-1	0-0	0-0	0	1	1	0	0	2	0	1	0	0	0	0		
1	Mitch Listau	06:02	0-1	0-1	0-0	0	1	1	0	0	0	0	0	0	0	0	-5		
12	EJ Bellinger	07:46	1-2	0-1	0-0	0	0	0	0	0	2	0	0	0	1	0	-9		
20	Tate Pierson	21:40	0-3	0-3	0-0	0	2	2	1	0	0	0	0	0	0	0	0		
24	JaCobi Wood	15:28	5-8	1-3	0-1	1	2	3	1	1	11	1	1	0	0	1	-11		
25	Frank Jakubicek	03:20	1-2	0-0	0-0	0	1	1	1	1	2	0	0	0	0	0	0		
Team									1	0	1								
Totals			30-62	4-20	13-21	9	27	36	9	18	77	17	11	7	6	4	11		
<div>Shooting By Period</div> <div><div>1<sup>st</sup> FG% 15-31 48.4%</div><div>2<sup>nd</sup> FG% 1-10 10.0%</div><div>3<sup>rd</sup> FG% 2-4 50%</div><div>4<sup>th</sup> FG% 15-31 48.4%</div><div>5<sup>th</sup> FG% 3-10 30.0%</div><div>6<sup>th</sup> FG% 11-17 64.7%</div><div>GM FG% 30-62 48.4%</div><div>7<sup>th</sup> FG% 4-20 20.0%</div><div>8<sup>th</sup> FG% 13-21 61.9%</div></div> <div>Dead Ball Rebounds: 2</div>																			

Technical Fouls: Coach 2<sup>nd</sup> 3:22

	SEMO	Belm	Points from	SEMO	Belm	Period by Period Scoring			
Biggest lead	2 (1 <sup>st</sup> 18:44)	12 (2 <sup>nd</sup> 8:28)	Turnovers	7	19				
Best Scoring Run	8 (2 <sup>nd</sup> 3:22)	10 (1 <sup>st</sup> 14:50)	Paint	30	46				
Lead Changes	3		Second Chance	6	6	SEMO	1st	2nd	TOT
Times Tied	2		Fast Breaks	6	12				
Time with Lead	01:57	35:15	Bench	29	17	Belm	33	44	77



# Game 11

## Morehead State 64 Southeast Missouri 50

January 16, 2021 • Show Me Center • Cape Girardeau, Mo.



### CAPE GIRARDEAU, Mo.

Nana Akenten scored 14 points as Southeast

Missouri dropped

a 64-50 decision to Morehead State.

SEMO played for the first time in over a week after being on pause since Jan. 8 due to COVID-19 protocols. The Redhawks practiced only once and had a pregame shoot-around before the contest.

The Redhawks and Eagles were tied, 31-31, at halftime, but MSU dominated the second half to claim its fifth-straight victory and eighth in 10 games.

MSU opened the second stanza with an 8-0 run and outscored SEMO, 33-19, in the final 20 minutes.

The Redhawks couldn't get the Eagles lead under five points at any point following MSU's surge.

Akenten started the game strong burying his first two 3-pointers in the opening 1:32 of the contest.

He scored double figures in back-to-back games for the first time this season. Akenten shot 5-of-9 from the field and 4-of-7 from downtown. He also grabbed five rebounds and made four 3-pointers in a game for the third time.

Jordan Love, Nolan Taylor and Eric Reed, Jr. followed with six points each. SEMO outrebounded MSU, 32-31.

SEMO shot 40.9 percent (18-of-44) for the game. The Redhawks turned the ball over 19 times.

# Game 12

## Southeast Missouri 63 Tennessee State 59

January 19, 2021 • Gentry Center • Nashville, Tenn.



### NASHVILLE, Tenn.

Chris Harris scored 17 points and made two big free throw with 14 seconds left

and Southeast Missouri grinded out a 63-59 win over Tennessee State for its first road victory of the season.

With the win, SEMO completed a two-game sweep of TSU and ended a 23-game losing streak in true road games. The Redhawks last beat the Tigers twice in a season in 1998-99 and their last true road victory came at Eastern Illinois (88-79) on Feb. 16, 2019.

The Redhawks led by 10 (53-43) after DQ Nicholas drained a

3-pointer with 6:56 left to play.

TSU outscored SEMO, 14-6, over the next 5:05 and got within two, 59-57, on a jumper by Marcus Fitzgerald, Jr. at the 1:51 mark.

Shortly after Nolan Taylor made two big free throws, the Tigers cut the Redhawks lead to two again, this time on a second-chance layup by Ravel Moody.

Harris then sealed the win for good when he buried two free throws with 14 seconds left.

Harris made a career-high 10-of-12 free throws and pulled up to bury a huge 3-pointer to give SEMO a six-point cushion with 2:28 on the clock. It was Harris' team-high sixth double-digit scoring performance.

### Official Basketball Box Score -- Game Totals -- Final Statistics Morehead State vs Southeast Missouri 01-16-21 4 p.m. at Show Me Center -- Cape Girardeau, Mo.

#### Morehead State 64 • 9-6, 6-2 OVC

#	Player	Total		3-Ptr		Rebounds				PF	TP	A	TO	Blk	Stl	Min
		FG	FGA	FG	FGA	FT	FTA	Off	Def							
03	BAKER, JR., James	f	6-6	2-2	0-1	2	4	6	2	14	0	1	0	0	0	31
04	BROOME, Johni	f	3-7	0-0	4-5	1	4	5	3	10	0	3	1	3	25	
01	COOPER, DeVon	g	5-9	1-3	0-0	0	5	5	1	11	3	0	0	2	30	
02	HUNT, JR., KJ	g	3-6	1-2	1-3	1	3	4	2	8	4	4	0	0	29	
05	POTTER, Skyelar	g	5-12	1-4	0-0	0	2	2	2	11	1	0	0	0	33	
11	DIXON, Julius		0-1	0-1	0-0	0	0	0	0	0	0	0	0	0	1	
13	STANLEY-WILLIAMS, J.		0-0	0-0	0-0	0	0	0	0	0	0	0	0	0	1	
22	BRYAN, JR., LJ		0-2	0-0	4-4	1	1	2	1	4	0	0	0	0	13	
23	SEBREE, Jaylen		0-1	0-1	1-4	1	2	3	4	1	0	4	0	1	11	
25	THELWELL, Drew		0-0	0-0	0-0	0	0	0	0	0	0	0	0	0	1	
55	COOPER, Ta'lon		1-6	1-3	2-2	0	1	1	1	5	0	0	1	2	25	
Team						1	2	3								
Totals			23-50	6-16	12-19	7	24	31	16	64	8	12	2	8	20	
FG % 1st Half: 10-24		41.7%	2nd half: 13-26		50.0%	Game: 23-50		46.0%	Deadball							
3FG % 1st Half: 3-10		30.0%	2nd half: 3-6		50.0%	Game: 6-16		37.5%	Rebounds							
FT % 1st Half: 8-10		80.0%	2nd half: 4-9		44.4%	Game: 12-19		63.2%	1							

#### Southeast Missouri 50 • 3-8, 1-4 OVC

#	Player		Total		3-Ptr		Rebounds			PF	TP	A	TO	Blk	Stl	Min
			FG	FGA	FG	FGA	FT	FTA	Off							
31	TAYLOR, Nolan	f	3-6	0-0	0-0		0	3	3	0	6	3	3	0	0	23
03	REED, JR., Eric	g	2-5	1-3	1-2		0	1	1	2	6	3	2	0	0	22
05	HARRIS, Chris	g	2-10	1-6	0-0		0	2	2	1	5	3	0	0	2	28
11	NICHOLAS, DQ	g	0-1	0-0	2-5		0	3	3	1	2	2	3	0	0	24
21	AKENTEN, Nana	g	5-9	4-7	0-1		2	3	5	2	14	0	3	1	1	28
02	LOVE, Jordan		3-5	0-1	0-0		0	3	3	2	6	0	2	0	1	18
10	PATTERSON, Manny		0-1	0-0	2-2		3	1	4	3	2	1	1	3	0	11
13	LONG, Parker		0-0	0-0	0-0		0	0	0	0	0	0	1	0	0	6
14	JOHNSON, Nate		0-1	0-0	0-1		0	0	0	3	0	0	0	0	0	7
25	RUSSELL, Nygal		1-3	1-3	0-0		0	3	3	3	3	1	2	0	0	14
33	BRANSON, Dylan		2-3	2-2	0-0		0	4	4	1	6	0	2	0	1	19
Team							1	3	4							
Totals			18-44	9-22	5-11		6	26	32	18	50	13	19	4	5	200
FG % 1st Half: 12-24			50.0%	2nd half: 6-20			30.0%	Game: 18-44			40.9%	Deadball				
3FG % 1st Half: 6-12			50.0%	2nd half: 3-10			30.0%	Game: 9-22			40.9%	Rebounds				
FT % 1st Half: 1-3			33.3%	2nd half: 4-8			50.0%	Game: 5-11			45.5%	2				

Officials: Greg Rennegarbe, Kelly Davis, Jon Julius  
Technical fouls: Morehead State-None. Southeast Missouri-None.  
Attendance: 799

Score by periods	1st	2nd	Total
Morehead State	31	33	64
Southeast Missouri	31	19	50

Points	In	Off	2nd	Fast	Bench
MOR	30	22	10	2	10
SEMO	18	2	5	0	17



### Official Basketball Box Score -- Final Southeast Missouri at Tennessee State 01/19/21 Gentry Center Complex, Nashville 2020-21 Men's Basketball

Game Time: 6:00 PM  
Game Duration: 2:08  
Attendance: 231

Officials: Brett Smith, Jabir Walker, James Gibson

#### Southeast Missouri - 63

Southeast Missouri - 63			Record: 4-8 (2-4)																
NO.	Name	Min	FG	M	A	3P	FT	Rebounds	PF	Fouls	TP	AS	TO	ST	Blocks	+/-	Shooting By Period		
			17-48	1-2	0-0	6-8	1 2 3	3 4	8	1	2	0	0	0	-7		1 <sup>st</sup> FG%	11-28	39.3%
31	Nolan Taylor	F	30:02	2-5	2-5	2-4	0 1 1	0 3	8	1	0	0	0	0	0	-7	3PT%	4-13	30.8%
3	Eric Reed, Jr.	G	33:12	3-8	1-4	10-12	0 5 5	2 7	17	3	3	0	0	0	0	2	FT%	9-15	60.0%
5	Chris Harris	G	32:40	4-8	3-6	0-2	0 7 7	4 1	11	2	4	2	0	0	0	0	2 <sup>nd</sup> FG%	6-18	33.3%
11	DQ Nicholas	G	16:03	1-8	0-5	0-0	0 5 5	2 0	2	1	0	1	0	1	1	1	3PT%	2-8	25.0%
21	Nana Akenten	G	18:48	1-2	0-0	0-0	4 1 5	3 2	2	1	1	0	0	0	0	9	FT%	14-20	70.0%
33	Dylan Branson	G	15:26	3-3	0-0	4-6	1 5 6	5 4	10	0	3	0	3	0	8	0	GM FG%	17-46	37.0%
10	Manny Patterson	A	14:04	2-7	0-0	1-1	2 0 2	0 1	5	0	1	2	0	0	-4	0	3PT%	6-22	27.3%
2	Jordan Love	A	04:54	0-1	0-0	0-0	0 1 1	2 0	0	0	1	0	0	1	0	5	FT%	23-35	65.7%
14	Nate Johnson	A	17:03	0-2	0-2	0-2	0 0 0	2 1	0	1	0	1	0	1	0	-4	Dead Ball Rebounds: 4, 1		
25	Nygal Russell	A																	
Team								0 1 0											
Totals			17-46	6-22	23-35	8 28 36	23 23	83	9 15	7 3 1	4								

#### Tennessee State - 59

NO. Name		Min	FG		3P		FT		Rebounds		Fouls		TP		AS	TO	ST	Blocks		e/-	Shooting By Period		
			M	A	M	A	M	A	M	A	M	A	M	A				B	BA		1st FG%	1st 24	1st 45.8%
4	Shakem Johnson	F 35:08	7-12	0-0	4-4	2	4	6	4	4	18	1	3	0	0	1	0	7			3PT%	1-6	16.7%
13	Mason Green	F 19:08	2-3	0-0	1-4	1	3	4	3	5	5	0	3	0	0	0	0	-7			3PT%	1-72	58.3%
00	Mark Freeman	G 35:47	4-14	0-2	0-1	1	4	5	2	3	8	4	1	1	0	1	0	-3			2nd FG%	11-32	34.4%
1	Marcus Fitzgerald Jr.	G 33:46	4-9	1-5	3-4	0	3	3	3	2	12	1	2	0	0	0	0	-2			3PT%	0-7	0.0%
23	Ravel Moody	G 29:38	5-11	0-4	2-4	3	6	9	4	3	12	2	0	2	0	0	0	-5			FT%	7-13	53.8%
22	Josh Linder	G 04:45	0-2	0-0	0-0	1	0	1	4	1	0	0	2	0	0	0	0	-1			GMFG%	22-56	39.3%
11	Shakwon Barrett	T 12:32	0-1	0-0	1-2	0	1	0	1	0	1	0	0	0	0	0	0	-10			3PT%	1-13	7.7%
10	Monty Johal	G 03:28	0-0	0-0	0-0	0	0	0	0	0	0	0	1	0	0	0	0	-3			FT%	14-25	56.0%
24	Yusuf Mohamed	T 14:18	0-2	0-1	3-6	2	3	5	3	3	3	0	1	2	0	0	0	4			Dead Ball Rebounds: 4, 1		
3	Amorey Womack	T 11:30	0-2	0-1	0-0	0	3	3	0	1	0	1	0	1	0	0	0	-4					
Team									2	1	3		0		1								
Totals			22-56	1-13	14-25	12	28	40	23	23	59	9	14	6	1	3	-4						
Technical Fouls: NONE																							

	SEM	TSU	Points from	SEM	TSU	Period by Period Scoring			
Biggest lead	10 (2 <sup>nd</sup> 6:56)	3 (1 <sup>st</sup> 17:50)	Turnovers	9	9	SEM	1st	2nd	TOT
Best Scoring Run	8(1 <sup>st</sup> 13:47)	6(1 <sup>st</sup> 8:32)	Paint	20	36		35	28	63
Lead Changes	1		Second Chance	8	13		TSU	30	29
Times Tied	1		Fast Breaks	2	13				
Time with Lead	36:23	02:51	Bench	17	4				



# SOUTHEAST MISSOURI BASKETBALL NOTES // MURRAY STATE

## Game 13

## Southeast Missouri 65 Morehead State 76

January 21, 2021 • Johnson Arena • Morehead, Ky.



### MOREHEAD, Ky.

DQ Nicholas scored 17 points and made three 3-pointers as Southeast Missouri fell to Morehead

State, 76-65, in a nationally televised ESPNU matchup.

Nicholas scored 12 points and made all of his 3-pointers in the first half. Nolan Taylor and Chris Harris also scored double figures with 13 and 10 points, respectively.

It was a game of runs in the first half with neither team leading by more than six points.

Down, 25-19, with 6:17 left to play, SEMO put together a 7-0 run making four free throws and using a 3-pointer by Nicholas to go

ahead, 26-25.

Nicholas later tied the game at 29-29 with less than a minute left before MSU responded with five-straight points to grab a 34-29 lead at the half.

SEMO executed well in the second stanza, but just couldn't get ahead of the Eagles the rest of the way.

The Redhawks were within four or less points several times until MSU pulled away for good in the final 3:27. Nicholas and Harris made free throws to make it a one-point game twice, and Nygal Russell made a layup to get SEMO within a point once more.

However, the Eagles didn't squander their lead.

## Game 14

## Southeast Missouri 66 UT Martin 69

January 26, 2021 • Elam Center • Martin, Tenn.



### MARTIN, Tenn.

Nana Akenten scored 18 points and Southeast Missouri was

within a point with a little over a minute left, but UT Martin was able to escape with a 69-66 win.

UTM ended a nine-game losing streak, as both of its Ohio Valley Conference wins came against the Redhawks this year.

SEMO was again in striking distance down 67-66 with 1:23 to go.

Nolan Taylor later went to the free throw line after Ajani Kennedy was charged with a flagrant 1 foul. As a result, Taylor was awarded two shots and the Redhawks would get

the ball. Taylor, however, missed both of his attempts with 11 seconds remaining.

On the ensuing possession, Chris Harris drove the lane and UTM was initially called for a blocking foul. After the officials reviewed the play, the call was reversed and Harris was charged with an offensive foul instead.

DQ Nicholas fouled Kenton Eskridge, who made two free throws to seal the win with six seconds.

SEMO had one last chance, but Akenten missed a 3-pointer at the buzzer.

Akten shot 7-of-11 from the field and 4-of-7 from 3-point range.

Harris followed with 12 points and Nicholas had a career-high nine rebounds.



Official Basketball Box Score -- Game Totals -- Final Statistics  
Southeast Missouri vs Morehead State  
01-21-21 7 p.m. at Johnson Arena -- Morehead, Ky.



### Southeast Missouri 65 • 4-9 (2-5 OVC)

#	Player	Total		3-Ptr		Rebounds		PF	TP	A	TO	Blk	Stl	Min
		FG-FGA	FT-FTA	FG-FGA	FT-FTA	Off	Def							
31	TAYLOR, Nolan	5-6	0-0	3-6	0	6	6	3	13	2	0	0	0	22
03	REED, JR., Eric	2-6	2-5	0-0	0	0	0	1	6	3	0	0	0	22
05	HARRIS, Chris	1-12	1-8	7-8	0	3	3	4	10	2	1	0	0	29
11	NICHOLAS, DQ	5-9	3-5	4-7	1	3	4	1	17	3	2	0	1	36
21	AKENTEN, Nana	2-8	1-7	2-2	1	7	8	3	7	2	2	0	2	27
12	LOVE, Jordan	0-0	0-0	0-0	0	0	0	2	0	0	0	0	0	8
10	PATTERSON, Manny	0-1	0-0	2-4	0	2	2	3	2	0	1	0	0	10
14	JOHNSON, Nate	1-2	0-0	0-0	0	1	1	0	2	0	1	0	0	7
25	RUSSELL, Nygal	3-8	0-2	0-0	3	2	5	3	6	0	1	0	2	26
33	BRANSON, Dylan	1-2	0-1	0-0	0	2	2	5	2	1	1	0	0	13
Team														
Totals		20-54	7-28	18-27	7	28	35	25	65	13	10	0	5	200

FG % 1st Half: 8-22 36.4% 2nd half: 12-32 37.5% Game: 20-54 37.0%  
3FG % 1st Half: 4-13 30.8% 2nd half: 3-15 20.0% Game: 7-28 25.0%  
FT % 1st Half: 9-16 56.3% 2nd half: 9-11 81.8% Game: 18-27 66.7%

Deadball  
Rebounds  
6

### Morehead State 76 • 10-6 (7-2 OVC)

#	Player	Total		3-Ptr		Rebounds		PF	TP	A	TO	Blk	Stl	Min
		FG-FGA	FT-FTA	FG-FGA	FT-FTA	Off	Def							
04	BAKER, James	5-8	0-1	1-5	1	4	5	3	11	3	1	0	0	33
03	BROOME, Johni	6-9	0-0	2-6	1	9	10	2	14	0	4	1	0	24
01	COOPER, DeVon	5-8	2-3	5-8	0	4	4	2	17	4	1	2	2	32
02	HUNT, KJ	2-8	0-2	5-6	0	3	3	4	9	3	1	0	1	30
05	POTTER, Skyelar	2-6	2-5	1-2	2	5	7	1	7	3	2	1	1	33
13	STANLEY-WILLIAMS, J.	0-0	0-0	0-0	0	0	0	1	0	0	0	0	0	2
20	RICE, Jacob	0-0	0-0	0-0	0	0	0	0	0	0	0	0	0	04
22	BRYAN, LJ	1-1	0-0	1-2	0	1	1	3	3	0	0	0	0	12
23	SEBREE, Jaylen	0-0	0-0	0-0	0	1	1	0	0	0	0	0	0	7
55	COOPER, Ta'lon	4-7	3-3	4-6	0	0	0	1	15	3	2	1	1	27
Team														
Totals		25-48	7-14	19-35	4	29	33	17	76	16	11	5	5	200

FG % 1st Half: 13-26 50.0% 2nd half: 12-22 54.5% Game: 25-48 52.1%  
3FG % 1st Half: 6-11 54.5% 2nd half: 1-3 33.3% Game: 7-14 50.0%  
FT % 1st Half: 2-4 50.0% 2nd half: 17-31 54.8% Game: 19-35 54.3%

Deadball  
Rebounds  
7,1

Officials: Jon Campbell, Coy Gammon, Mike Grundman  
Technical fouls: Southeast Missouri-TEAM. Morehead State-TEAM.  
Attendance: 775

Score by periods	1st	2nd	Total
Southeast Missouri	29	36	65
Morehead State	34	42	76

	In	Off	2nd	Fast	Bench
Points	26	9	4	3	12
Paint	30	9	4	6	18
MOR					



Official Basketball Box Score -- Final  
Southeast Missouri at UT Martin  
01/26/21 Kathleen and Tom Elam Center, Martin, Tenn.  
2020-21 NCAA Mens Basketball

Game Time: 8:00 PM  
Game Duration: 1:54  
Attendance: 267

Officials: Chris Hudson, Mick Fieldbrider, Davis Maxwell

### Southeast Missouri - 66

Record: 4-10 (2-6)

NO.	Name	Min	FG		3P		FT		Rebounds		Fouls		TP	AS	TO	ST	Blocks		+/-
			M-A	M-A	M-A	M-A	M-A	M-A	OR	DR	PF	FD					BS	BA	
31	Nolan Taylor	F 20:14	3-5	0-0	2-4	1	1	2	2	3	8	0	1	0	0	0	0	0	2
3	Eric Reed, Jr.	G 23:01	0-5	0-5	0-0	0	1	1	0	0	0	3	1	1	0	0	0	1	
5	Chris Harris	G 28:42	4-7	3-6	1-1	0	2	2	1	1	12	4	5	0	0	0	-1		
11	DQ Nicholas	G 31:19	2-4	0-0	1-2	1	8	9	2	3	5	6	2	1	0	1	2		
21	Nana Akenten	G 27:38	7-11	4-7	0-0	1	6	7	2	0	18	0	1	0	0	0	-1		
2	Jordan Love	G 13:21	1-3	0-1	2-2	0	1	1	2	2	4	1	1	2	0	0	-8		
10	Manny Patterson	G 03:43	0-1	0-0	0-0	0	0	0	1	0	0	0	1	0	0	0	0		
25	Nygal Russell	G 19:18	3-5	0-2	0-2	1	2	3	1	2	6	0	2	0	0	0	-4		
13	Parker Long	G 02:23	0-0	0-0	0-0	0	0	0	0	0	0	0	0	1	0	0	-1		
33	Dylan Branson	G 15:05	1-1	1-1	0-0	1	0	1	0	0	0	3	3	0	0	0	-2		
14	Nate Johnson	G 06:02	2-4	0-0	1-3	1	0	1	2	5	0	0	0	0	0	0	-5		
44	Darrious Agnew	G 09:14	1-3	0-1	3-3	0	1	1	1	4	5	0	0	0	0	0	2		
Team																			
Totals		24:49	8-23	10-17	7	23	30	13	17	66	17	15	5	0	1	-3			

Technical Fouls: NONE

### UT Martin - 69

Record: 4-9 (2-7)

NO.	Name	Min	FG		3P		FT		Rebounds		Fouls		TP	AS	TO	ST	Blocks		+/-
			M-A	M-A	M-A	M-A	M-A	M-A	OR	DR	PF	FD					BS	BA	
4	Jaron Williams	F 36:52	9-12	2-4	0-0	1	3	4	0	0	20	1	1	1	0	0	6		
12	Ajani Kennedy	F 22:21	4-6	0-1	5-6	2	5	7	4	7	13	0	2	2	0	0	7		
2	Anthony Thomas	G 28:52	3-10	1-3	1-2	0	2	2	3	2	8	1	1	2	0	0	0		
3	Eman Serovic	G 31:16	3-4	3-4	0-0	0	2	2	0	0	9	2	3	2	0	0	4		
33	Kenton Eskridge	G 35:18	0-4	0-1	2-2	0	4	4	2	1	2	9	2	2	0	0	2		
22	LaQuem Walker	G 11:29	0-1	0-0	0-0	0	2	3	1	2	0	0	1	0	1	0	4		
23	Vinnie Viana	G 16:38	4-9	3-4	1-1	0	1	1	1	1	12	1	0	1	0	0	-3		
21	Dante Gonzales	G 08:41	2-3	1-1	0-0	0	0	0	1	1	5	1	1	0	0	0	2		
10	Eric Rustin	G 08:33	0-1	0-0	0-0	0	0	0	0	3	0	0	0	0	0	0	-7		
Team																			
Totals		25:50	10-18	9-11	3	20	23	17	13	89	15	14	10	1	0	3			

Technical Fouls: NONE

		SEMO	UTM	Points from		Period by Period Scoring	
Biggest lead		3 (2 <sup>nd</sup> 6:34)	6 (2 <sup>nd</sup> 11:20)	Turnovers		1st	2nd
Best Scoring Run		7 (1 <sup>st</sup> 1:14)	6 (2 <sup>nd</sup> 7:26)	Paint		32	34
Lead Changes		14		Second Chance		37	66
Times Tied		11		Fast Breaks			
Time with Lead		09:48	23:02	Bench		UTM	32
						37	69



# Game 15

## SIU Edwardsville 62 Southeast Missouri 64

January 28, 2021 • Show Me Center • Cape Girardeau, Mo.



### CAPE GIRARDEAU, Mo.

Eric Reed, Jr.  
made two free

throws with five tenths of a second left to propel Southeast Missouri to a thrilling 64-62 come-from-behind win over SIU Edwardsville.

Reed, Jr. was fouled by Mike Adewunmi and calmly went to the line to sink his game-winning free throws. Jordan Love then stole the ball on the inbound pass to polish off the win.

DQ Nicholas, who went scoreless in the first half, had seven huge points in the final stanza. Nicholas split two free throws to narrow SIUE's lead to 58-57 with 1:28 on the clock and later tied the game at

62-62 on a 3-pointer with 16 seconds to go. Nygal Russell scored a layup to make it a one possession game before Nicholas nailed his big trey.

SEMO trailed, 43-30, with 16:48 remaining before mounting its comeback.

Defensively, the Redhawks smothered the Cougars into committing 14 turnovers in the second half. SEMO converted those miscues into 15 points and won the half, 37-28. Five of those turnovers came in a ferocious span of 3:41.

Akenten was the Redhawks only double-digit scorer with 10 points. Nine other Redhawks, however, joined Akenten in the scoring column.

# Game 16

## Eastern Illinois 44 Southeast Missouri 75

January 30, 2021 • Show Me Center • Cape Girardeau, Mo.



### CAPE GIRARDEAU, Mo.

Nana Akenten  
scored 13 points  
to lead four

starters in double figures as Southeast Missouri stomped Eastern Illinois, 75-44.

SEMO, which is on a winning streak for the first time this season, improved to 4-3 at home. The Redhawks also won an Ohio Valley Conference home game by 30 or more points for the first time in nine years. The last time that happened was when SEMO beat UT Martin, 86-56, on Feb. 9, 2012.

The Redhawks never let up in their dominating complete game effort.

The Redhawks shot 50 percent (15-of-30) from the field in the second half and 47.4 percent (27-of-57) for the game. SEMO also outrebounded EIU, 50-25, and man-handled the Panthers in points in the paint (32-2), points off turnovers (20-6), second chance points (17-3) and fast break points (12-0).

Akenten, who returned from an ankle injury he sustained in the first half, shot 5-of-10 from the field, knocked down three 3-pointers, had five steals and pulled down five rebounds.

Harris and Patterson followed with 11 points apiece. DQ Nicholas chipped in 10 points and a game-high eight rebounds.

### Official Basketball Box Score -- Game Totals -- Final Statistics SIUE vs Southeast Missouri 01-28-21 8 p.m. at Show Me Center -- Cape Girardeau, Mo.

#### SIUE 62 • 5-6, 3-2 OVC

#	Player	Total			3-Ptr		Rebounds					PF	TP	A	TO	Blk	Stl	Min.
		FG	FGA	FT	FG	FGA	FT	FTA	Off	Def	Tot							
00	WILSON, Sidney	f	9-16	1-3	4-7	4	1	5	3	23	2	1	1	1	1	1	33	
55	WRIGHT, Lamar		1-2	0-0	0-0	0	1	1	4	2	1	1	2	0	1	15		
01	ADEWUNMI, Mike	g	2-5	1-4	1-1	0	8	8	5	6	0	4	0	0	0	26		
11	CARTER, Courtney		4-6	1-2	2-3	0	4	4	3	11	6	3	1	1	1	32		
42	WRIGHT, Shamar	g	0-1	0-0	0-0	0	3	3	4	0	0	2	0	0	0	20		
02	POLK, Desmond		0-1	0-0	0-0	0	1	1	0	0	0	0	0	0	0	3		
05	CURTIS, Carlos		3-6	1-2	1-2	1	7	8	4	8	1	4	0	0	0	30		
22	MATAS, Michael		0-2	0-1	2-2	0	2	2	1	2	0	0	0	0	0	6		
24	WILLIAMS, Cam		5-11	0-3	0-0	0	3	3	0	10	1	4	0	2	2	27		
52	JAMES, Iziah		0-1	0-1	0-0	0	1	1	1	0	0	2	0	0	0	8		
	Team					1	1	2										
Totals			24-51	4-16	10-15	6	32	38	25	62	11	21	4	4	200			

FG % 1st Half: 14-27 51.9% 2nd half: 10-24 41.7% Game: 24-51 47.1%  
3FG % 1st Half: 3-11 27.3% 2nd half: 1-5 20.0% Game: 4-16 25.0%  
FT % 1st Half: 3-6 50.0% 2nd half: 7-9 77.8% Game: 10-15 66.7%

#### Southeast Missouri 64 • 5-10, 3-6 OVC

#	Player	Total			3-Ptr			Rebounds			PF	TP	A	TO	Blk	Stl	Min
		FG-FA	FG-O	FT-FTA	Off	Def	Tot										
31	TAYLOR, Nolan	f	4-8	0-0	1-3	2	1	3	0	9	0	0	0	0	0	15	
03	REED, JR., Eric	g	2-4	0-2	5-9	1	1	2	2	9	1	2	0	0	0	20	
05	HARRIS, Chris	g	2-9	0-5	3-4	1	4	5	2	7	3	2	0	0	1	26	
11	NICHOLAS, DQ	g	2-6	1-3	2-5	2	5	7	3	7	2	3	0	0	0	26	
21	AKENTEN, Nana	g	3-7	3-4	1-2	2	2	4	3	10	1	3	0	2	26		
02	LOVE, Jordan		1-5	1-2	0-2	2	2	4	0	3	2	1	1	4	21		
10	PATTERSON, Manny		1-4	0-0	2-2	1	1	2	1	4	0	0	0	0	0	12	
13	LONG, Parker		0-0	0-0	0-0	0	0	0	0	0	0	0	0	0	0	3	
14	JOHNSON, Nate		1-1	0-0	1-2	0	3	3	1	3	1	1	0	0	0	6	
25	RUSSELL, Nygal		2-6	0-3	0-1	0	2	2	3	4	0	1	0	6	19		
33	BRANSON, Dylan		2-4	2-2	2-2	0	4	4	1	8	3	1	0	0	0	23	
44	AGNEW, Darrious		0-1	0-0	0-0	0	0	0	1	0	0	0	0	0	0	3	
Team						1 0 1											
Totals			20-55	7-21	17-32	12	25	37	17	64	13	14	1	13	200		

FG % 1st Half: 9-35 25.7% 2nd half: 11-20 55.0% Game: 20-55 36.4%  
3FG % 1st Half: 4-14 28.6% 2nd half: 3-7 42.9% Game: 7-21 33.3%  
FT % 1st Half: 5-9 55.6% 2nd half: 12-23 52.2% Game: 17-32 53.1%

Officials: John St. Clair, Steve Honacki, Shane Staggs  
Technical fouls: SIUE-WRIGHT, Lamar. Southeast Missouri-AKENTEN, Nana; TEAM.  
Attendance: 723

Score by periods	1st	2nd	Total
SIUE	34	28	62
Southeast Missouri	27	37	64

	In	Off	2nd	Fast
Points	Paint	T/O	Chance	Break
SIUE	30	8	9	12
SEMO	24	15	10	4
				22

### Official Basketball Box Score -- Game Totals -- Final Statistics Eastern Illinois vs Southeast Missouri 01-30-21 5 p.m. at Show Me Center -- Cape Girardeau, Mo.

#### Eastern Illinois 44 • 5-13, 2-9 OVC

		Total	3-Ptr	Rebounds											
#	Player	FG	FGA	FT	FTA	Off	Def	Tot	PF	TP	A	TO	Blk	Stl	Min
11	ALLERUZZO IV, Barlow	1-5	0-4	2-2		1	2	3	2	4	1	1	0	0	30
04	JOHNSON, Marvin	1-7	1-4	0-0		3	1	4	0	0	3	1	3	0	18
05	FARQUHAR, Junior	2-3	1-2	0-0		0	0	0	1	5	1	1	0	1	16
22	WALLACE, Josiah	3-10	2-3	3-4		0	5	5	1	11	1	4	0	2	27
25	DEANG, Deang	2-5	1-2	1-2		0	1	1	3	6	1	1	1	3	26
01	CHARLES, Kashawn	3-12	2-10	0-1		0	2	2	1	8	0	0	1	2	19
12	SCHNYDERS, Micah	0-1	0-1	0-0		0	1	1	2	0	0	3	0	0	20
13	ABRAHAM, Henry	2-8	2-7	0-0		0	0	0	1	6	2	0	0	0	27
21	DIARRA, Madani	0-2	0-0	1-2		2	1	3	4	1	1	2	0	0	17
Team					2			4							
Totals		14-53	9-33	7-11		8	17	25	15	44	8	15	2	9	200

FG % 1st Half: 6-27 22.2% 2nd half: 8-26 30.8% Game: 14-53 26.4%  
3FG % 1st Half: 3-15 20.0% 2nd half: 6-18 33.3% Game: 9-33 27.3%  
FT % 1st Half: 5-6 83.3% 2nd half: 2-5 40.0% Game: 7-11 63.6%

#### Southeast Missouri 75 • 6-10, 4-6 OVC

Northwest Missouri State 65-61 vs 44-44																	
#	Player	Total			3-Ptr			Rebounds			PF	TP	A	TO	Blk	Stl	Min
		FG	FGA	FT	FG	FGA	FT	Off	Def	Tot							
10	PATTERSON, Manny	f	3-6	0-0	5-7	2	2	4	2	11	0	2	0	0	0	15	
03	REED, JR., Eric	g	1-3	1-2	0-0	1	2	3	3	3	0	1	0	0	0	19	
05	HARRIS, Chris	g	5-7	1-2	0-0	0	4	4	2	11	5	2	0	5	25		
11	NICHOLAS, DQ	g	3-5	0-1	4-4	1	7	8	0	10	5	1	0	0	27		
21	AKENTEN, Nana	g	5-10	3-7	0-0	1	4	5	1	13	2	3	0	5	27		
02	LOVE, Jordan		2-8	0-2	1-3	2	4	6	0	5	3	0	0	0	16		
12	MORRISON, Evan		0-4	0-2	0-0	0	0	0	0	0	0	0	0	0	5		
13	LONG, Parker		0-1	0-0	0-0	2	2	4	0	0	1	0	0	0	5		
14	JOHNSON, Nate		3-3	0-0	1-2	0	3	3	1	7	0	1	0	1	14		
25	RUSSELL, Nygal		1-3	0-0	0-0	2	3	5	2	2	0	1	0	0	15		
33	BRANSON, Dylan		3-4	1-2	0-0	2	3	5	1	7	1	2	0	0	22		
44	AGNEW, Darrious		1-3	0-0	4-4	2	0	2	3	6	0	2	0	0	10		
	Team					1	0	1									
Totals			27-57	6-18	15-20	16	34	50	15	75	17	15	0	11	200		

FG % 1st Half: 12-27 44.4% 2nd half: 15-30 50.0% Game: 27-57 47.4%  
3FG % 1st Half: 3-8 37.5% 2nd half: 3-10 30.0% Game: 6-18 33.3%  
FT % 1st Half: 11-15 73.3% 2nd half: 4-5 80.0% Game: 15-20 75.0%

Officials: James Gibson, Boyd Copeland, Drew Larson  
Technical fouls: Eastern Illinois-None. Southeast Missouri-None.  
Attendance: 842

Score by periods	1st	2nd	Total
Eastern Illinois	20	24	44
Southeast Missouri	38	37	75

	In	Off	2nd	Fast
Points	Paint	T/O	Chance	Break
EIU	2	6	3	0
SEMO	32	20	17	12
				27





## Game 17

## Murray State 77 Southeast Missouri 60

February 1, 2021 • Show Me Center • Cape Girardeau, Mo.



### CAPE GIRARDEAU, Mo.

KJ Williams had a double-double 26 points and 11 rebounds to lead

Murray State to a 77-60 win over Southeast Missouri at the Show Me Center.

SEMO led for only 1:59 of the contest as MSU drained 12 three-pointers and reached its Ohio Valley Conference leading .510 field goal percentage.

After DQ Nicholas' layup tied the game at 12-12 a little over six minutes into the contest, MSU went on a 13-5 run to build an eight-point advantage. DaQuan Smith knocked down a 3-pointer to cap the stretch

giving the Racers a 25-17 lead with 7:57 left in the first half.

Nicholas cut MSU's lead to 29-24 with just under three minutes to go, but the Racers answered with seven-straight points to take a double-digit 36-24 lead at the intermission. Justice Hill buried a 3-pointer from the right corner as the buzzer sounded to end the opening stanza.

The Redhawks had six empty possessions to start the second half. SEMO turned the ball over three times, had two shots blocked and missed another field goal. Meanwhile, MSU capitalized with an 11-3 run to blow the game open.

SEMO was able to cut MSU's lead to 13 multiple times, but that was as close as it would get.

### Official Basketball Box Score -- Game Totals -- Final Statistics Murray State vs Southeast Missouri 02-01-21 6 p.m. at Show Me Center -- Cape Girardeau, Mo.

#### Murray State 77 • 8-8, 5-6 OVC

#	Player	Total		3-Ptr		Rebounds			PF	TP	A	TO	Blk	Stl	Min
		FG	F-GA	FG	F-GA	Off	Def	Tot							
00	ROBINSON, Demond	5	8	0	0	2	3	5	4	10	2	3	3	0	29
23	WILLIAMS, KJ	10	16	5	7	4	7	11	0	26	1	1	0	4	34
01	SMITH, DaQuan	5	8	3	6	1	1	2	3	16	3	1	0	0	28
04	BOSTICK, Dionte	2	4	0	0	1	0	1	2	4	3	1	0	1	21
10	BROWN, Tevin	3	8	2	5	0	0	4	1	8	4	0	0	0	36
02	CARTER, JR., Chico	2	6	1	2	1	0	0	0	6	3	0	0	0	20
13	GILMORE, Devin	1	5	0	0	0	2	2	1	2	0	1	0	1	10
14	HILL, Justice	2	4	1	2	0	0	3	3	1	5	3	1	0	16
32	MCMULLEN, Nicholas	0	0	0	0	1	1	2	1	0	1	0	0	0	6
Team						1	1	2							
Totals		30	59	12	22	5	8	32	13	77	20	8	3	8	200

FG % 1st Half: 13-29 44.8% 2nd half: 17-30 56.7% Game: 30-59 50.8%  
3FG % 1st Half: 6-11 54.5% 2nd half: 6-11 54.5% Game: 12-22 54.5%  
FT % 1st Half: 4-6 66.7% 2nd half: 1-2 50.0% Game: 5-8 62.5%

#### Southeast Missouri 60 • 6-11, 4-7 OVC

#	Player	Total		3-Ptr		Rebounds			PF	TP	A	TO	Blk	Stl	Min
		FG	F-GA	FG	F-GA	Off	Def	Tot							
10	PATTERSON, Manny	2	3	0	0	1	0	1	2	5	1	3	0	0	11
03	REED, JR., Eric	4	7	4	6	0	1	2	3	0	12	1	0	0	27
05	HARRIS, Chris	2	8	0	5	6	0	0	0	10	2	0	0	1	25
11	NICHOLAS, DQ	4	8	0	1	3	4	1	8	9	3	11	1	3	29
21	AKENTEN, Nana	2	7	1	5	0	0	1	2	1	5	1	2	0	22
02	LOVE, Jordan	3	7	2	4	0	0	0	0	8	1	1	0	0	22
13	LONG, Parker	1	1	1	1	0	0	0	0	3	0	1	0	0	6
14	JOHNSON, Nate	1	1	0	0	0	1	1	1	2	1	0	3	0	10
25	RUSSELL, Nygal	0	1	0	0	0	1	1	0	0	1	0	0	0	9
33	BRANSON, Dylan	0	1	0	1	0	2	3	1	0	4	3	1	0	20
44	AGNEW, Darrious	2	4	0	0	1	4	5	0	4	1	0	1	0	19
Team						0	1	1							
Totals		21	48	8	23	10	13	23	8	60	14	13	5	2	200

FG % 1st Half: 10-26 38.5% 2nd half: 11-22 50.0% Game: 21-48 43.8%  
3FG % 1st Half: 1-12 8.3% 2nd half: 7-11 63.6% Game: 8-23 34.8%  
FT % 1st Half: 3-4 75.0% 2nd half: 7-9 77.8% Game: 10-13 76.9%

Officials: Mike O'Neill, Bobby Daw, Kyle Bottoms  
Technical fouls: Murray State-None. Southeast Missouri-None.  
Attendance: 690

Score by periods	1st	2nd	Total
Murray State	36	41	77
Southeast Missouri	24	36	60

Points	In	Off	2nd	Fast	Bench
MUR	28	15	15	6	13
SEMO	20	6	2	0	17

## Game 18

## Tennessee Tech 64 Southeast Missouri 68

February 4, 2021 • Show Me Center • Cape Girardeau, Mo.



### CAPE GIRARDEAU, Mo.

Manny Patterson scored 22 points, Jordan Love added 14 points and

Southeast Missouri put together a ferocious second half comeback to overpower Tennessee Tech at the Show Me Center.

SEMO trailed by 16 points (26-10) with 9:28 remaining in the first half and 13 (39-26) at halftime before taking down the Golden Eagles in the final 20 minutes. The Redhawks outscored TTU, 42-25, and didn't miss a free throw (14-of-14) in the second half.

Love, who poured in all of his points in the second stanza, scored

eight in a row to single-handedly get the Redhawks back in the game.

After Parker Long's 3-pointer cut TTU's lead to five at 52-47 with 10:15 to go, Love made a layup, was fouled and converted a 3-point play to make it a two-point game.

On SEMO's next possession, Love drew a foul and made two free throws to tie the game. He then buried a 3-pointer to put the Redhawks ahead, 55-52, at the 7:49 mark.

After Damaria Franklin split a pair of free throws to bring the game to a 59-59 deadlock, Eric Reed, Jr. drained a big 3-pointer from the right corner and later sunk two free throws. Love then made four free throws in the last four seconds to polish off the victory.

### Official Basketball Box Score -- Game Totals -- Final Statistics Tennessee Tech vs Southeast Missouri 02-04-21 8 p.m. at Show Me Center -- Cape Girardeau, Mo.

#### Tennessee Tech 64 • 2-16, 2-10 OVC

#	Player	Total		3-Ptr		Rebounds			PF	TP	A	TO	Blk	Stl	Min
		FG	F-GA	FG	F-GA	Off	Def	Tot							
23	HARVELL, Austin	0	6	0	2	1	3	4	1	0	0	2	0	0	16
05	HOPKINS, Marcus	0	2	0	0	0	0	0	2	0	1	0	0	1	8
00	FRANKLIN, Damaria	5	7	2	3	0	2	2	4	14	0	3	0	3	21
03	DAVIDSON, Keishawn	4	8	1	3	4	2	4	6	2	13	5	2	0	39
04	CLAY, Jr.	6	13	1	4	1	1	0	3	0	14	6	3	0	39
10	GETTELFINGER, CJ	0	0	0	0	0	0	0	0	0	0	0	0	0	4
11	QUEST, Dane	2	6	1	1	4	2	2	9	0	2	0	0	0	24
12	SYLLA, Amadou	3	6	0	0	1	1	2	6	2	1	1	0	0	22
33	GOLDMAN, Shandon	2	5	2	2	2	3	5	2	8	0	2	1	1	27
Team						4	2	6							
Totals		22	53	7	18	13	17	30	15	64	14	15	2	8	200

FG % 1st Half: 15-32 46.9% 2nd half: 7-21 33.3% Game: 22-53 41.5%  
3FG % 1st Half: 7-11 63.6% 2nd half: 0-7 0.0% Game: 7-18 38.9%  
FT % 1st Half: 2-3 66.7% 2nd half: 11-14 78.6% Game: 13-17 76.5%

#### Southeast Missouri 68 • 7-11, 5-7 OVC

#	Player	Total		3-Ptr		Rebounds			PF	TP	A	TO	Blk	Stl	Min
		FG	F-GA	FG	F-GA	Off	Def	Tot							
10	PATTERSON, Manny	2	3	0	0	0	6	6	2	22	0	2	1	1	26
33	BRANSON, Dylan	0	1	0	0	0	5	5	1	2	1	1	0	0	20
03	REED, JR., Eric	1	5	1	4	2	0	2	3	5	3	2	0	3	32
05	HARRIS, Chris	3	5	2	5	0	0	0	3	13	5	5	0	0	30
11	NICHOLAS, DQ	1	7	0	3	0	0	2	1	2	3	2	0	0	24
02	LOVE, Jordan	3	6	1	3	7	0	2	2	14	2	1	0	0	21
13	LONG, Parker	1	2	1	2	0	0	0	2	3	0	0	0	0	7
14	JOHNSON, Nate	1	1	0	0	1	1	2	1	2	0	2	1	0	12
21	AKENTEN, Nana	2	3	1	1	0	2	2	2	5	2	0	0	1	20
25	RUSSELL, Nygal	0	0	0	0	0	0	0	0	0	1	0	0	0	6
44	AGNEW, Darrious	0	1	0	0	0	0	0	0	0	0	2	0	0	2
Team						2	1	3							
Totals		22	45	6	15	18	19	37	17	68	17	18	2	5	200

FG % 1st Half: 10-24 41.7% 2nd half: 12-21 57.1% Game: 22-45 48.9%  
3FG % 1st Half: 2-8 25.0% 2nd half: 4-7 57.1% Game: 6-15 40.0%  
FT % 1st Half: 4-5 80.0% 2nd half: 14-14 100.0% Game: 18-19 94.7%

Officials: Steve Divine, Blake Harris, Amy Bonner  
Technical fouls: Tennessee Tech-None. Southeast Missouri-None.  
Attendance: 642

Score by periods	1st	2nd	Total
Tennessee Tech	39	25	64
Southeast Missouri	26	42	68

Points	In	Off	2nd	Fast	Bench
TTU	20	18	5	6	23
SEMO	24	15	5	0	24



# Game 19

## Jacksonville State 66 Southeast Missouri 54

February 6, 2021 • Show Me Center • Cape Girardeau, Mo.



### CAPE GIRARDEAU, Mo.

DQ Nicholas scored 13 points

and Eric Reed, Jr. added 12 as Southeast Missouri fell to Jacksonville State, 66-54.

SEMO wrapped up its season-long five-game homestand with a 3-2 mark.

The Redhawks held a 29-28 edge at halftime, but JSU took over in the second half and never looked back. JSU outscored SEMO, 28-10, in the first 13:16 of the final stanza and that was the difference.

Jay Pal's dunk gave the Gamecocks a 56-39 lead with 6:44 to go.

SEMO then responded with an 11-1 un to narrow JSU's lead to 57-50. Nygal Russell's free throw ended

the surge with 2:09 remaining.

The Redhawks again pulled within seven on a pair of free throws by Chris Harris with a little under two minutes left, but that was as close as the would get.

SEMO led for nearly the entire first half and used back-to-back 3-pointers by Reed, Jr. to take a 20-13 lead with 9:44 remaining. Reed, Jr. buried each of his first three 3-pointers and paced the Redhawks with nine first-half points.

After JSU cut the Redhawks lead to three (20-17), SEMO pushed its lead back to seven with layups from Nicholas and Russell.

Jordan Love's layup later put SEMO ahead, 26-20, before it headed into the locker room with a 29-28 edge

### Official Basketball Box Score -- Game Totals -- Final Statistics Jacksonville State vs Southeast Missouri 02-06-21 4 p.m. at Show Me Center -- Cape Girardeau, Mo.

#### Jacksonville State 66 • 12-7, 8-5 OVC

#	Player	Total			3-Ptr			Rebounds			PF	TP	A	TO	Blk	Stl	Min
		FG-FGA	FG-FGA	FT-FTA	FT-FTA	Off	Def	Tot									
13	PAL, Jay	f	2-5	1-3	0-1	2	3	5	2	5	2	1	2	0		23	
50	HUFFMAN, Brandon	f	2-6	0-0	0-0	2	3	5	3	4	0	1	2	0		10	
00	FINCH, Jalen	g	7-12	0-4	2-3	0	8	8	4	16	7	2	3	1		35	
11	HENRY, Kayne	f	2-5	1-3	1-2	5	4	9	1	6	0	4	0	0		29	
23	ADAMS, Darian	g	5-13	1-7	2-3	1	5	6	2	13	1	3	0	2		32	
01	KING, Demaree	f	0-3	0-1	1-2	0	2	2	2	1	2	3	0	1		27	
02	HENDERSON, Semaj	f	0-0	0-0	0-0	0	0	0	0	0	1	0	0	0		4	
03	ZELIZNAK, Marcos	f	0-0	0-0	0-0	0	0	0	2	0	0	0	0	0		3	
05	NGUMEZI, Amanze	f	5-7	0-2	2-3	0	2	2	5	12	0	1	1	0		13	
10	PERDUE, Juwan	f	1-1	0-0	2-2	1	1	2	2	4	0	0	0	0		11	
24	ROUB, Martin	f	2-6	1-5	0-0	0	0	0	2	5	0	0	0	0		13	
Team						0	5	5									
Totals			26-58	4-25	10-16	11	33	44	25	66	13	15	8	4		200	

FG % 1st Half: 12-32 37.5% 2nd half: 14-26 53.8% Game: 26-58 44.8% Deadball  
3FG % 1st Half: 2-15 13.3% 2nd half: 2-10 20.0% Game: 4-25 16.0% Rebounds  
FT % 1st Half: 2-3 66.7% 2nd half: 8-13 61.5% Game: 10-16 62.5%

#### Southeast Missouri 54 • 7-12, 5-8 OVC

		Total			3-Ptr		Rebounds									
#	Player	FG	FGA	FT	FTA	Off	Def	Total	PF	TP	A	TO	Bk	Stl	Min	
10	PATTERSON, Manny	2-8	0-0	1-2		1	2	3	4	5	1	1	0	0	13	
03	REED, JR., Eric	4-8	4-5	0-0		0	3	3	1	12	0	0	0	0	31	
05	HARRIS, Chris	0-9	0-5	2-2		0	1	1	1	2	1	2	0	0	25	
11	NICHOLAS, DQ	5-9	1-2	2-5		0	4	4	3	13	1	1	0	1	31	
21	AKENTEN, Nana	1-5	1-4	1-2		1	5	6	1	4	0	2	0	2	25	
02	LOVE, Jordan	3-4	1-2	1-5		0	0	0	0	8	2	1	0	0	23	
13	LONG, Parker	0-0	0-0	0-0		0	0	0	0	0	0	0	0	0	4	
14	JOHNSON, Nate	1-4	0-0	2-3		1	1	2	2	4	0	2	0	0	14	
25	RUSSELL, Nygal	1-3	0-1	1-3		2	2	4	2	3	0	0	0	0	15	
33	BRANSON, Dylan	0-0	0-0	0-0		0	3	3	2	0	1	3	0	1	13	
44	AGNEW, Darrious	0-1	0-0	3-4		1	2	3	2	3	1	0	0	0	6	
Team						1	2	3								
Totals		17-51	7-19	13-26		7	25	32	18	54	7	12	0	4	200	

FG % 1st Half: 10-27 37.0% 2nd half: 7-24 29.2% Game: 17-51 33.3% Deadball  
3FG % 1st Half: 4-11 36.4% 2nd half: 3-8 37.5% Game: 7-19 36.8% Rebounds  
FT % 1st Half: 5-10 50.0% 2nd half: 8-16 50.0% Game: 13-26 50.0%

Officials: Brett Miles, Coy Gammon, Kelly Davis  
Technical fouls: Jacksonville State-ADAMS, Darian. Southeast Missouri-None.  
Attendance: 720

Score by periods	1st	2nd	Total
Jacksonville State	28	38	66
Southeast Missouri	29	25	54

Points	In	Off	2nd	Fast	Bench
JSU	34	11	5	6	22
SEMO	18	21	3	4	18