2020-21 SOUTHEAST MISSOURI BASKETBALL

Southeast Missouri (9-15, 7-11) at Eastern Illinois (9-16, 6-12)

Game 25

Follow the Redhawks
Radio.....Real Rock 99.3 FM (Clint Allen)
Video.....ESPN+
Live Stats.....EIUPanthers.com
Twitter.....@SEMOMBB

Date.....Thursday, February 25, 2021
Tip-Off.....7:30 p.m., CT
Location.....Charleston, Ill.
Arena.....Lantz Arena (5,300)
Series.....SEMO leads, 31-26
Last Meeting.....SEMO 75, EIU 44 (Jan. 30, 2021 | Cape Girardeau, Mo.)

Head Coaches.....Brad Korn (9-15 overall, 9-15 at SEMO; 7-11 OVC). Jay Spoonhour (225-187 overall; 119-155 at EIU).

Strategic Communications
Jeff Honza, Assistant Director of Athletics
Office Phone.....(573) 651-2933
Mobile.....(618) 528-1145
Email.....redhawk1@me.com

Schedule

November (1-0)

28	at Kansas City !	W, 71-66

December (1-6, 0-2 OVC)

2	**Southern Illinois** ESPN+	**L, 79-87** OT
7	**Lipscomb** ESPN+	**W, 82-77**
9	at Lipscomb ESPN+	L, 74-80 OT
15	at Evansville ESPN3	L, 63-66 OT
18	**UT Martin*** ESPN+	**L, 67-69**
22	at Indiana State ESPN3	L, 66-72
30	at Tennessee Tech* ESPN+	L, 63-72

January (4-4, 4-4 OVC)

2	**Tennessee State*** ESPN+	**W, 83-79** 2OT
7	at Belmont* ESPN+	L, 66-77
16	**Morehead State*** ESPN+	**L, 50-64**
19	at Tennessee State* ESPN+	W, 63-59
21	at Morehead State* ESPNU	L, 65-76
26	at UT Martin* ESPN+	L, 66-69
28	**SIU Edwardsville*** ESPN+	**W, 64-62**
30	**Eastern Illinois*** ESPN+	**W, 75-44**

February (3-5, 3-5 OVC)

1	**Murray State*** ESPN+	**L, 60-77**
4	**Tennessee Tech*** ESPN+	**W, 68-64**
6	**Jacksonville State*** ESPN+	**L, 54-66**
12	at Murray State* ESPN+	L, 60-80
13	at Austin Peay* ESPN+	L, 63-78
16	**Austin Peay*** ESPN+	**W, 86-81** OT
20	**Eastern Kentucky*** ESPN+	**W, 94-72**
22	**Eastern Kentucky*** ESPN+	**L, 65-87**
25	at Eastern Illinois* ESPN+	7:30 p.m.
27	at SIU Edwardsville* ESPN+	5 p.m.

March

3	OVC Tournament First Round	Evansville, Ind.
4	OVC Tournament Quarterfinals	Evansville, Ind.
5	OVC Tournament Semifinals	Evansville, Ind.
6	OVC Championship	Evansville, Ind.

All games are broadcast live on the radio at Real Rock 99.3 FM. All times Central and Subject to Change; Home Games in Bold; * - Denotes Ohio Valley Conference Game; ! - Negro League Baseball Museum Tip-Off Classic (Kansas City, Mo.)

Redhawks Head to Eastern Illinois

Southeast Missouri (9-15, 7-11) travels to Eastern Illinois (9-16, 6-12) Thursday. Tip-off is set for 7:30 p.m., CT at Lantz Arena.

Follow the Redhawks

Listen live on the radio at Real Rock 99.3 FM with Clint Allen handling the play-by-play. Watch on ESPN+. Live stats are available at EIUPanthers.com. Twitter updates provided @SEMOMBB.

Series History

Southeast Missouri and Eastern Illinois meet for the 58th time Thursday. SEMO owns a 31-26 lead in the all-time series. If the Redhawks win, they will complete their second Ohio Valley Conference series sweep of the season.

Win and You're In

With one more win, Southeast Missouri will clinch a spot in this year's eight-team Ohio Valley Conference Tournament. The Redhawks have not made the league's postseason fling since it has been in Evansville, Indiana. SEMO's last OVC Tournament appearance was in 2017.

OVC Tournament Field

Six of the eight spots are set for next week's Ohio Valley Conference Tournament scheduled for Mar. 3-6 at the Ford Center in Evansville, Indiana. Belmont, Morehead State, Eastern Kentucky, Jacksonville State, Austin Peay and Murray State have punched their tickets. Southeast Missouri, Eastern Illinois, SIU Edwardsville and UT Martin are fighting for the last two spots entering the final week of regular-season play.

Oh the Scenarios

If Southeast Missouri and Eastern Illinois are tied at 8-12 or 7-13 (assuming EIU beats SEMO Thursday), they will split their season series at 1-1. Neither would have beaten Belmont, Morehead State or Jacksonville State. The tiebreaker would go to the Redhawks in this case based on the teams' records against EKU (SEMO, 1-1; EIU, 0-2). If SEMO and UT Martin are tied at 7-13 (assuming UTM wins out, SEMO loses out), UTM beat SEMO twice and would be the higher seed. If SEMO, UTM and EIU are all tied at 7-13 (assuming UTM wins out, EIU goes 1-1 in losing to UTM and beating SEMO, and SEMO loses out), SIU Edwardsville would go 1-1, finish at 7-12 and be the No. 7 seed. If the Redhawks lose out and EIU splits, they will make the tournament in that scenario. SEMO can finish no higher than seventh.

Reed, Jr. Tabbed OVC Co-Newcomer of the Week

Junior guard Eric Reed, Jr. picked up Southeast Missouri's first Ohio Valley Conference honor in 2020-21 when he was named the league's Co-Newcomer of the Week on Feb. 22. A native of Baton Rouge, Louisiana, Reed, Jr. had another big week for SEMO, this

Southeast Missouri or **SEMO** is the preferred reference for Southeast Missouri State University athletic teams. Southeastern Missouri State is not an acceptable reference.

time leading the Redhawks to a pair of key home victories. He averaged 19 points, five rebounds and 4.5 assists per game in two starts. Reed, Jr. dropped in a season-high 22 points and drained five 3-pointers, while shooting 61.5 percent (8-of-13) from the field in SEMO's 86-81 overtime victory over Austin Peay (Feb. 16). Four days later, he finished with 16 points and a season-best six assists in the Redhawks 94-72 rout of Eastern Kentucky. For the week, Reed, Jr. shot 56 percent (14-of-25) from the field and 53.8 percent (7-of-13) from 3-point range. Additionally, he scored double figures in three-straight games and five of his last seven starts. Reed, Jr. won SEMO's first OVC Newcomer of the Week accolade in over two years. Skyler Hogan was the last to win the honor on Dec. 10, 2018. Tennessee State's Mark Freeman (Player), Jacksonville State's Darian Adams (Co-Newcomer), Morehead State's Johni Broome (Co-Freshman) and Eastern Kentucky's Curt Lewis (Co-Freshman) rounded out the week's honorees.

Redhawks in Seventh

The Redhawks are seventh in the Ohio Valley Conference standings heading into the final week of the regular-season. Southeast Missouri moved to seventh following its win over Eastern Kentucky on Feb. 20. The Redhawks (7-11), SIU Edwardsville (6-11), Eastern Illinois (6-12) and UT Martin (5-13) are in the hunt for the final two OVC Tournament spots.

Last Time Out

Chris Harris scored 15 points and Nana Akenten added 13 as Southeast Missouri dropped its home finale to Eastern Kentucky, 87-65, Monday afternoon at the Show Me Center. Forty-eight hours after EKU suffered a 22-point loss to SEMO in Cape Girardeau, the Colonels beat the Redhawks by the same margin to force a split in the season series. The Colonels outscored the Redhawks, 42-18, from 3-point range shooting 50.8 percent (31-of-61) from the field and 60.9 percent (14-of-23) from downtown. SEMO led for less than two minutes in the contest.

About Eastern Illinois

Like Southeast Missouri, Eastern Illinois also recently picked up a couple of big wins to keep their Ohio Valley Conference Tournament hopes alive. EIU carries a two-game winning streak into Thursday's matchup after winning at Murray State (68-59) on Feb. 18 and Austin Peay (76-69) on Feb. 20. Marvin Johnson leads EIU and ranks seventh in the OVC with 15.1 points a game. The Panthers (68.7) are just behind the Redhawks (68.8) in the OVC in scoring offense.

In Position to Sweep the Panthers

The Redhawks 75-44 win over Eastern Illinois on Jan. 30 was their second-largest in 57 meetings with the Panthers. Southeast Missouri took control of the game early and never let up. SEMO man-handled the Panthers in points in the paint (32-2), points off turnovers (20-6), second chance points (17-3) and fast break points (12-0). If the Redhawks win Thursday, they will complete their third sweep of EIU in four years.

Heating Up at the Right Time

Southeast Missouri won to of its last three games and sets to make its final push for an Ohio Valley Conference Tournament spot in the last stretch of the regular-season this week. The Redhawks beat Austin Peay, 86-81, in overtime on Feb. 16 and cruised to a 94-72 win over Eastern Kentucky on Feb. 20. SEMO averaged 90 points per game in those victories. The last time SEMO averaged 90 or more points per game in consecutive Ohio Valley Conference home matchups was 2014-15. That year, the Redhawks scored 98 in a win over UT Martin (Feb. 12) and 92 in a loss to Murray State (Feb. 14) for a 95 points per game average.

Redhawks Demolish Eastern Kentucky

The Redhawks dominated their first matchup with Eastern Kentucky from start to finish en route to a 94-72 win on Feb. 20. Southeast Missouri played relentless defense the entire way and shot a blistering 62.1 percent from the field in the first half alone. Ten Redhawks made their way into the scoring column as everyone had a hand in dealing EKU its largest loss of the season. Chris Harris led the way with 18 points, Eric Reed, Jr. followed with 16, Nana Akenten had 15 and Nygal Russell chipped in 13.

Big Halftime Lead

Southeast Missouri enjoyed its largest halftime lead of the season when it led Eastern Kentucky, 50-24, on Feb. 20. It was the Redhawks largest halftime lead in an Ohio Valley Conference game since they were ahead of Austin Peay, 65-30, on Feb. 28, 2013 (Clarksville, Tenn.). The 50 first-half points are SEMO's most in any half of basketball this year.

Six New Season-Bests

The Redhawks established five new season-highs in their dominating 94-72 win over Eastern Kentucky (Feb. 20). Southeast Missouri reached those marks in points (94), field goal percentage (.583), 3-point field goal

2020-21 OVC Standings (as of Feb. 22)

	OVC					Overall					
	Record	Pct.	Home	Away	Streak	Record	Pct.	Home	Away	Neutral	Streak
Belmont	18-0	1.000	10-0	8-0	W18	24-1	.960	11-1	10-0	3-0	W21
Morehead State	15-3	.833	7-1	7-2	W2	18-7	.720	10-1	8-5	0-1	W2
Eastern Kentucky	13-5	.722	5-2	7-3	W1	19-6	.760	8-2	9-4	2-0	W1
Jacksonville State	11-6	.647	5-3	6-3	W1	15-8	.652	6-3	6-5	3-0	W1
Austin Peay	10-8	.556	6-4	4-4	L1	14-10	.583	8-5	4-4	2-1	L1
Murray State	10-8	.556	6-4	4-4	W1	13-10	.565	9-4	4-6	0-0	W1
Southeast Missouri	**7-11**	**.389**	**6-4**	**1-6**	**L1**	**9-15**	**.375**	**7-6**	**1-9**	**1-0**	**L1**
SIUE	6-11	.353	1-5	5-5	L5	8-15	.348	1-7	6-7	1-1	L5
Eastern Illinois	6-12	.333	3-5	3-7	W2	9-16	.360	5-5	4-11	0-0	W2
UT Martin	5-13	.278	4-6	1-7	L4	7-15	.318	6-7	1-8	0-0	L4
Tennessee State	3-15	.167	3-7	0-8	L1	4-17	.190	4-8	0-9	0-0	L1
Tennessee Tech	3-15	.167	3-5	0-10	L3	3-22	.120	3-6	0-16	0-0	L3

percentage (.560), points in a half (50), assists (26) and 3-pointers made (14).

Reed, Jr. on a Roll

Eric Reed, Jr. score double figures in three of his last four starts. Reed, Jr. scored 21 points at Austin Peay (Feb. 13), a season-high 22 vs. Austin Peay (Feb. 16) and 16 vs. Eastern Kentucky (Feb. 20). He shot 52.6 percent (10-of-19) from 3-point range over that stretch. Reed, Jr. is Southeast Missouri's second-leading scorer with 10.2 points a game.

Senior Farewell

Southeast Missouri honored seniors Nolan Taylor and Evan Morrison prior to tip-off of its game vs. Eastern Kentucky on Feb. 20. Taylor did not play due to a knee injury and Morrison knocked down a 3-pointer with 55 seconds left in that contest.

Last Time it Happened

The Redhawks beat Austin Peay for the first time since 2017 and ended an eight-game losing streak in their series with the Governors. Southeast Missouri's last victory over APSU before Tuesday was 82-71 on Jan. 28, 2017 in Clarksville, Tennessee.

Redhawks Gaining Momentum

The Redhawks snapped a three-game losing streak with their win over Austin Peay (Feb. 16) and have since won two of three. Southeast Missouri is at nine victories in 2020-21, a +2 improvement in the win column from 2019-20 (7-23). The Redhawks also upped their number of Ohio Valley Conference wins to seven after winning only three conference games in 2019-20.

Nicholas Sets Career-High in Rebounds

Point guard DQ Nicholas grabbed a career-high 10 rebounds vs. Eastern Kentucky (Feb. 20). Nicholas, Southeast Missouri's second-leading rebounder with just under five (4.9) per game, has led SEMO in rebounding a team-high eight times this year.

Agnew Forces Overtime

Southeast Missouri trailed, 73-70, when Darrious Agnew stepped behind the 3-point line and nailed a trey with three seconds left taking Austin Peay to overtime on Feb. 16. Agnew shot 4-of-7 from the field and made three free throws en route to scoring a season-high 12 points. The game-tying 3-pointer was just his second made three of the season.

Block Party

Manny Patterson collected a season-high four blocks in Southeast Missouri's win over Austin Peay (Feb. 16). Patterson, who leads the team with 18 blocks this season, finished with three or more blocks in a game for the third time in 2020-21. He ranks ninth in the Ohio Valley Conference in blocks.

SEMO Probable Starters



3
Eric Reed, Jr.
G / 6-2 / 190 / Jr.
Baton Rouge, La.

10.2 ppg, 2.4 rpg, 1.3 apg

5
Chris Harris
G / 6-3 / 205 / R-Jr.
Antioch, Ill.

12.6 ppg, 2.2 rpg, 3.0 apg



10
Manny Patterson
F / 6-8 / 220 / Sr.
Chicago, Ill.

5.7 ppg, 2.9 rpg, 0.3 apg

11
DQ Nicholas
G / 6-1 / 180 / So.
Atlanta, Ga.

8.8 ppg, 4.8 rpg, 3.3 apg



21
Nana Akenten
G / 6-6 / 215 / Jr.
Bolingbrook, Ill.

9.1 ppg, 5.8 rpg, 1.0 apg

2020-21 Stats Comparison

SEMO		EIU
9-15	Record	9-16
7-11	Conference Record	6-12
68.6	Points Per Game	68.7
71.8	Opp. Points Per Game	74.2
-3.2	Scoring Margin	-5.5
.431	Field Goal Percentage	.430
.454	Opp. Field Goal Percentage	.448
.347	3-Point Field Goal Percentage	.333
.369	Opp. 3-Point Field Goal Percentage	.361
.664	Free Throw Percentage	.659
.697	Opp. Free Throw Percentage	.723
35.5	Rebounds Per Game	35.1
32.7	Opp. Rebounds Per Game	36.8
+2.8	Rebounding Margin	-1.7
13.7	Assists Per Game	13.0
15.9	Turnovers Per Game	14.0
-1.8	Turnover Margin	-0.8
2.4	Blocks Per Game	3.3
7.0	Steals Per Game	7.2

This Week's Schedule

Monday, February 22
Eastern Kentucky 87, Southeast Missouri 65
Morehead State 56, SIUE 48

Thursday, February 25
UT Martin at SIUE, 5 p.m., CT
Tennessee State at Morehead State, 6 p.m., CT
Belmont at Eastern Kentucky, 7 p.m., CT
Murray State at Jacksonville State, 7:30 p.m., CT
Southeast Missouri at Eastern Illinois, 7:30 p.m., CT
Austin Peay at Tennessee Tech, 8 p.m., CT

Saturday, February 27
Belmont at Morehead State, 3 p.m., CT
Austin Peay at Jacksonville State, 4 p.m., CT
UT Martin at Eastern Illinois, 4 p.m., CT
Southeast Missouri at SIUE, 5 p.m., CT
Tennessee State at Eastern Kentucky, 6 p.m., CT
Murray State at Tennessee Tech, 8 p.m., CT

Honors & Awards

OVC Newcomer of the Week
Eric Reed, Jr., G, Feb. 22

Russell Throws it Down

Nygal Russell intercepted a Carlos Paez pass and threw down a massive dunk in transition to get Southeast Missouri a 84-81 lead in overtime against Austin Peay (Feb. 16). Nana Akenten followed that up with two free throws to seal the Redhawks victory. Russell added two more dunks and scored 13 points vs. Eastern Kentuckcy (Feb. 20).

Over 80 Points

Southeast Missouri scored over 80 points for the fourth time this year when it put up its season-high 94 vs. Eastern Kentucky (Feb. 20). The Redhawks won all four of their games where they surpassed 80 points.

Love and Taylor Update

Jordan Love (Achilles) missed Southeast Missouri's last four games and Nolan Taylor (knee) was out for two games before returning to play just two minutes vs. Eastern Kentucky (Feb. 22). Love and Taylor's status for Thursday is undetermined at this time.

Back-to-Back Days

Southeast Missouri played back-to-back days for the first time this season. The Redhawks suffered an 80-60 loss to Murray State (Feb. 12) and a 78-63 loss to Austin Peay (Feb. 13). Both of those losses were on the road. SEMO and MSU were initially supposed to play on Feb. 11, but that game was postponed a day later due to a winter storm that covered the region in sleet and snow.

350th NCAA Division I Win

Southeast Missouri is in its 114th season of basketball. On Feb. 16, the Redhawks claimed their 350th victory as an NCAA Division I program with their 86-81 overtime win over Austin Peay. SEMO joined the Division I ranks in 1991-92 and is in its 30th season as an NCAA Division I program. The Redhawks hold an overall Division I record of 351-519.

Homecourt Success

Seven of Southeast Missouri's nine wins have come at the Show Me Center this season. The Redhawks beat Lipscomb, 82-77, on Dec. 7, Tennessee State, 83-79, in double overtime on Jan. 2, SIU Edwardsville, 64-62, on Jan. 28, Eastern Illinois, 75-44, on Jan. 30, Tennessee Tech, 68-64, on Feb. 4, Austin Peay, 86-81, in overtime on Feb. 16 and Eastern Kentucky, 94-72, on Feb. 20. The Redhawks 7-6 home record this year is their best since going 10-4 in 2016-17.

Big Second Half Propels Redhawks

The Redhawks trailed by 16 points with 9:28 remaining the first half and 13 at halftime in their game vs. Tennessee Tech (Feb. 4). However, the second half was a different story. Southeast Missouri outscored the Golden Eagles, 42-25, and didn't miss a free throw (14-of-14) in the final 20 minutes en route to its 68-64 come-from-behind win. It was the sixth time SEMO outscored its opponent in the second half this season.

Season-High Free Throw Percentage

Southeast Missouri shot a season-high 94.7 percent at the free throw line against Tennessee Tech (Feb. 4). The Redhawks missed only one free throw going 18-of-19 at the charity stripe. SEMO made its last 15 free throws of the game and went a perfect 14-of-14 in the second half. Five different players went without missing a free throw, including Manny Patterson (2-of-2), Dylan Branson (2-of-2), Eric Reed, Jr. (2-of-2), Chris Harris (5-of-5) and Jordan Love (7-of-7). The Redhawks also made six free throws in the final eight seconds to seal their win over TTU.

Patterson Goes Off

In just his third start, Manny Patterson notched a season-high 22 points and grabbed six rebounds to lead the Redhawks against Tennessee Tech (Feb. 4). Patterson shot 10-of-14 from the field in 26 minutes. He became the third Redhawk this season to score over 20 points in a game. Patterson started the last four games for Nolan Taylor who is out with a knee injury. He scored double figures in two of those starts.

Love Steps Up

Jordan Love scored 14 second-half points to help key Southeast Missouri's big comeback win over Tennessee Tech (Feb. 4). Love scored eight points in a row to single-handedly get the Redhawks back in the game. He made a layup, was fouled and converted a 3-point play to make it a two-point game. On SEMO's next possession, Love drew a foul and made two free throws to tie the game and then buried a 3-pointer to put the Redhawks ahead, 55-52, with 7:49 left. He made four free throws in the final four seconds to ice the win. Love's 14

points are a season-high and his 7-of-7 effort at the free throw line is a new career-best.

Largest Victory
The Redhawks put together a complete game 75-44 victory over Eastern Illinois (Jan. 30). Southeast Missouri won a game by double figures for the first time this season. The 31-point victory marked the first time SEMO won an Ohio Valley Conference home game by more than 30 points since 2016-17. SEMO beat Eastern Kentucky, 81-48, on Dec. 31 that year.

.500 January
Southeast Missouri finished January with a .500 record (4-4). SEMO ended the month on a two-game winning streak with victories in three of its last five January matchups. The Redhawks scored 75 or more points for the fourth time when it blew out Eastern Illinois, 75-44, on Jan. 30.

Dominating the Glass
In its win over Eastern Illinois (Jan. 30), Southeast Missouri outrebounded the Panthers, 50-25. SEMO's +25 rebounding margin was its largest in an Ohio Valley Conference game since it outrebounded Austin Peay, 50-26 (+24) at home on Jan. 26, 2012.

Long Gets First Points
Sikeston native Parker Long scored the first points of his NCAA Division I career vs. Murray State (Feb. 1). Long's first points came on a 3-pointer with 14:55 remaining in the game. He also drained a 3-pointer vs. Tennessee Tech (Feb. 4).

Last Second Win
Eric Reed, Jr. made two free throws with five tenths of a second left to send Southeast Missouri to a 64-62 win over SIU Edwardsville (Jan. 28). SEMO never led in the game until Reed, Jr. made his big free throws. The Redhawks erased a 13-point deficit en route to their fifth win of the season. SEMO's three wins in January are its most in a month this year.

Big Seven
DQ Nicholas had seven huge points in the second half in Southeast Missouri's latest win over SIU Edwardsville (Jan. 28). Nicholas made the game-tying 3-pointer with 16 seconds left to set things up for Eric Reed, Jr.'s last second free throws. Nicholas also led the Redhawks with seven rebounds. Nicholas is SEMO's third-leading scorer with 9.2 points a game.

Nine NCAA Division I Wins
Southeast Missouri picked up its ninth NCAA Division I win this season with its 94-72 victory over Eastern Kentucky (Feb. 20). SEMO surpassed its number of wins (5) over NCAA Division I teams a year ago by a +4 margin. The nine Division I wins are SEMO's most in a season since it had 12 in 2017-18.

Nice Defense
For the second time this season, Southeast Missouri forced over 20 turnovers in a game when it smothered SIU Edwardsville into committing 21 on Jan. 28. SEMO forced 14 turnovers in the second half and turned those miscues into 15 points. At one time, the Redhawks forced five turnovers in a span of 3:41.

COVID Protocols
The Redhawks have had six of of their initially scheduled dates (Dec. 12, Jan. 9, Jan. 11, Jan. 14, Jan. 16, Jan. 23) affected by COVID protocols this season. All of those games were rescheduled.

On the Road
Southeast Missouri is 1-9 in true road games this year. SEMO has lost 26 of its last 27 road games dating back to the 2018-19 campaign.

First Road Win
Southeast Missouri picked up its first true road victory of the Brad Korn era when it defeated Tennessee State, 63-59, in the only Ohio Valley Conference game played Tuesday. The Redhawks ended a 23-game losing streak in true road games. SEMO's last true road win came at Eastern Illinois (88-79) on Feb. 23, 2019.

Season Sweep
With its 63-59 win on Jan. 19, Southeast Missouri completed a two-game sweep of Tennessee State this season. The Redhawks won both games by four points. SEMO defeated TSU, 83-79, in double overtime on Jan. 2 (Cape Girardeau) before winning in Nashville this week. It was the first time SEMO beat the Tigers twice in a season since 1998-99.

Nicholas Paces Redhawks
DQ Nicholas led Southeast Missouri with 17 points against Morehead State (Jan. 21). Nicholas shot 5-of-9 from the field, hit 4-of-7 free throws and tied a career-high with three 3-pointers made. Nicholas scored double figures 10 times this year.

Harris Sends Redhawks to Victory
Chris Harris led Southeast Missouri with 17 points and made two huge free throws with 14 seconds left against Tennessee State (Jan. 19). Harris made a career-high 10-of-12 free throws and pulled up to bury a huge 3-pointer to make it a two-possession game with 2:28 on the clock after TSU pulled within three. Harris has a team-high 17 double-digit scoring games this season.

Nicholas For Three
DQ Nicholas made only three 3-pointers through his first 11 games this season, but matched that number late last month. Nicholas shot 54.5 percent (7-of-14) from beyond the arc going 3-of-6 at Tennessee State (Jan. 19), 3-of-5 at Morehead State (Jan. 21) and 1-of-3 vs. SIU Edwardsville (Jan. 28).

Redhawks Resume Play
Southeast Missouri's Department of Athletics paused men's basketball activities due to COVID-19 protocols on Jan. 8. As a result, SEMO did not play its originally scheduled Ohio Valley Conference games at Tennessee State (Jan. 9) and UT Martin (Jan. 11). The Redhawks are making up those games during their current road trip. SEMO beat TSU, 63-59, on Jan. 19 and will play at UTM on Jan. 26.

Leading at Halftime
The Redhawks have either led or been tied at halftime in 13 of their 24 games this season. Southeast Missouri held a 35-33 edge at the intermission at Ohio Valley Conference leader Belmont (Jan. 7). It was the first time SEMO led at the half in 10 meetings with the Bruins. Six of the the Redhawks nine wins have come when they led at the half this year.

Harris Returns
Chris Harris, Southeast Missouri's top scorer, returned from a thumb injury vs. Morehead State (Jan. 16). Harris scored five points in 28 minutes against the Eagles. He was out of the

starting lineup for the only time this season at Belmont (Jan. 7).

Long Ruled Eligible
On Jan. 14, the NCAA ruled nearby Sikeston native Parker Long eligible to play. Long logged six minutes in his first career game at Southeast Missouri vs. Morehead State (Jan. 16). Twelve of the 14 players on SEMO's roster have now played this season.

First Double-Double Goes to Akenten
Nana Akenten became the first Southeast Missouri player to record a double-double this season when he scored a season-high 20 points and pulled down a season-best 11 rebounds at Belmont (Jan. 7). Akenten shot 7-of-17 from the field, made three 3-pointers and hit a near-perfect 3-of-4 free throws in that contest. It was the first time he scored 20 points in a game wearing a Redhawk uniform.

First Career Start for Branson
Freshman Dylan Branson logged his first career start for the injured Chris Harris at Belmont (Jan. 7). Branson made 3-of-3 free throws and finished with four rebounds against the Bruins. Prior to that, he came off the bench in nine-straight games.

First OVC Win
The Redhawks gave Brad Korn his first career Ohio Valley Conference win when they pulled out a gritty 83-79 double overtime victory over Tennessee State (Jan. 2). Southeast Missouri started a New Year with a win for the first time since 2013 when it beat Austin Peay, 86-84, on Jan. 3. Last year, SEMO did not get its first league win until Feb. 6, 2020 (76-72, vs. Jacksonville State).

Free Throws Everywhere
Southeast Missouri tied a single-game program record when it made 40 free throws in 51 attempts to key its double overtime win over Tennessee State (Jan. 2). The Redhawks outscored the Tigers, 40-22, in that contest. SEMO's 40 free throws made and 51 attempts are both second in the nation behind Georgia Tech's 41 free throws made and 59 attempts vs. Georgia State on Nov. 25.

Nicholas Rises
Guard DQ Nicholas scored a season-high 21 points and made a career-best 17-of-19 free throws to lead Southeast Missouri against Tennessee State (Jan. 2). Nicholas made his first 15 free throws of the game and did not miss his first free throw until the 3:51 mark of the first overtime period. His 17 free throws made are most of any NCAA Division I basketball player in a game this season.

We Did It!
After losing three games in overtime and one on a last second shot, Southeast Missouri went to overtime again, but this time came out victorious. The Redhawks overcame a nine-point deficit with 2:03 left in regulation and tied the game on a pair of DQ Nicholas free throws to force overtime against Tennessee State (Jan. 2). It took a second overtime period to decide SEMO's dramatic 83-79 win that was capped by a pair of free throws from Nana Akenten with one second on the clock.

Close Games
Southeast Missouri, which has been outscored by a tight 3.2 margin, dropped three contests in overtime and one on a last second shot since its 2020-21 campaign began on Nov. 28. SEMO has lost seven times by double figures (77-66, at Belmont, Jan. 7; 64-50, vs. Morehead State, Jan. 16; 76-65 at Morehead State, Jan. 21; 77-60 vs. Murray State, Feb. 1; 66-54 vs. Jacksonville State; 80-60 at Murray State, Feb. 12; 78-63 at Austin Peay, Feb. 13) and won six games by no more than five points. SEMO also dropped three games by three points or less. Additionally, the Redhawks been involved in nine games decided by no more than five points.

Multiple Threes
Eric Reed, Jr. has gone 14 of his last 20 games with at least two made threes. Reed, Jr. has made multiple 3-pointers in 16 of his 23 contests this year. He buried a season-high five 3-pointers vs. Austin Peay (Feb. 16). Reed, Jr. ranks first on the team with 48 three-pointers and ranks third in the Ohio Valley Conference in 3-point field goal percentage (.449) this year.

+18 Free Throw Margin
In their win over Tennessee State (Jan. 2), the Redhawks held a +18 margin at the free throw line. Southeast Missouri outscored TSU, 40-22, at the charity stripe. The last time the Redhawks outscored an opponent by a +18 margin at the free throw line was vs. Mid-Continent (42-24) on Nov. 22, 2013.

Top Scorer
Chris Harris scored double figures for the 16th time in 22 starts this season when he finished with 18 points vs. Eastern Kentucky (Feb. 20). Harris, who leads Southeast Missouri and ranks 17th in the Ohio Valley Conference with 12.5 points a game, has scored over 20 points twice this year. He also ranks third on the team with 33 three-pointers made. Harris finished as SEMO's leading scorer eight times this year.

Agnew Checks In
Forward Darrious Agnew saw his first action of the 2020-21 season when he logged 12 minutes off the bench at Indiana State (Dec. 22). Agnew scored two points, grabbed two rebounds, gathered a block and collected one steal. It was the first game he played since Feb. 29, 2020 (at UT Martin). He most recently scored a season-high ninepoints at Austin Peay (Feb. 13).

Working Overtime
The Redhawks went to overtime five times this year. Southeast Missouri lost at home to Southern Illinois (87-79) on Dec. 2 and at Lipscomb (80-74) on Dec. 9. The Redhawks also fell to Evansville (66-63) on the road on Dec. 15, beat Tennessee State (83-79) at home on Jan. 2 and defeated Austin Peay (86-81) at home on Jan. 16. SEMO was involved in only one overtime game in 31 contests last season. SEMO's three overtimes against non-conference foes were the most in program history. The Redhawks last played five overtime games in a season during the 1997-98 campaign.

2 Jordan Love

G // 6-5 // 180 // So. // Durham, N.C.

Snapshot: Saw action in 20 games off the bench... Posted a career-high four steals at Kansas City (11/28)...Scored a season-high 14 points (all in the second half) and had a career-best seven free throws made vs. Tennessee Tech (2/4)... Posted a career-best six assists at Belmont (1/7)...Scored double figures four times...Third on the team in steals (23) and assists (37)...Did not play the last four games.

3 Eric Reed, Jr.

G // 6-2 // 190 // Jr. // Baton Rouge, La.

Snapshot: Second on the team in scoring with 10.2 ppg... Scored double figures in five of his last eight starts...First on the team with 48 three-pointers made...Drained two or more 3-pointers in 14 of his last 20 contests...Started 19 games...Made the game-winning free throws with five tenths of a second vs. SIUE (1/28)...Buried five 3-pointers and scored a season-high 22 points vs. Austin Peay (2/16).

5 Chris Harris

G // 6-3 // 205 // R-Jr. // Antioch, Ill.

Snapshot: Did not play at Belmont (1/7) due to a thumb injury...Leads SEMO and is 17th in the OVC with 12.6 ppg...Ranks second on the team in FG made (84), is second in 3-pointers made (35) and rates second in assists (70)...Became SEMO's first 20-point scorer of the season when he had 21 at Lipscomb (12/9)...Scored a career-high 23 vs. UT Martin (12/18)... Has scored double figures in 19 of 25 career games.

10 Manny Patterson

F // 6-8 // 220 // Sr. // Chicago, Ill.

Snapshot: Became eligible immediately on Dec. 17 when the NCAA voted that Division I transfers could play...Had four rebounds in five minutes off the bench vs. UT Martin (12/18)... Scored a season-high 22 points and had six rebounds vs. Tennessee Tech (2/4)...Leads the team with 18 blocks...Played in 19 games....Started each of the last nine contests.

11 DQ Nicholas

G // 6-1 // 180 // So. // Atlanta, Ga.

Snapshot: Fourth on the team in scoring with 8.8 ppg and second with 4.8 rpg...Put up a season-high 21 points and made a career-best 17 free throws vs. Tennessee State (1/2)... Fourth on the team in free throw percentage (.714), and ranks second on the team in steals (29)...Tops the Redhawks with 78 assists...Scored double figures in 10 of his starts.

12 Evan Morrison

F // 6-6 // 200 // Sr. // Lee's Summit, Mo.

Snapshot: Logged five minutes off the bench in the first game he played this season vs. Eastern Illinois (1/30)...Played in five contests...Made a 3-pointer on his senior night vs. Eastern Kentucky (2/20).

13 Parker Long

G // 6-2 // 175 // So. // Sikeston, Mo.

Snapshot: Ruled eligible to play by the NCAA on Jan. 14...Logged six minutes in his first career game at SEMO vs. Morehead State (1/16)...Played in 12 games... Grabbed four rebounds vs. Eastern Illinois (1/30)...Scored his first career points on a 3-pointer vs. Murray State (2/1)...Also hit a 3-pointer vs. Tennessee Tech (2/4).

14 Nate Johnson

C // 6-9 // 250 // Jr. // Broward County, Fla.

Snapshot: Scored his first points at SEMO vs. Southern Illinois (12/2)...Had six points, three rebounds and two blocks in that game...Averages 2.5 points and 2.1 rebounds through 22 games off the bench...Second on the team with nine blocks...Finished with a season-high seven points vs. Eastern Illinois (1/30).

21 Nana Akenten

G // 6-6 // 215 // Jr. // Bolingbrook, Ill.

Snapshot: Third on the team in scoring and first in rebounding with nine ppg and 5.8 rpg...First on the team with 48 three-pointers made and third with eight blocks... Became the first Redhawk to get a double-double this season with 20 points and 11 rebounds at Belmont (1/7)...Started 21 games.

25 Nygal Russell

G // 6-4 // 205 // Jr. // Houston, Texas

Snapshot: Fourth on the team with 3.9 rpg and averages 3.8 points...Notched 14 points with eight in the final 2:52 of the game to seal SEMO's win at Kansas City (11/28)...Knocked down a pair of 3-pointers in the final 57 seconds...Pulled down a career-high 11 rebounds vs. Southern Illinois (12/2)...Went over 200 career rebounds vs. UT Martin (12/18)...Reached 100 career assists at Tennessee State (1/19)...Had a career-high six steals vs. SIUE (1/28).

31 Nolan Taylor

F // 6-7 // 260 // Gr. // Keller, Texas

Snapshot: Tied for fourth on the team in scoring with 8.8 ppg and third with 4.1 rpg...Scored double figures in seven of 15 starts at SEMO...Established season-highs in points (16), assists (5) and minutes (28) vs. Lipscomb (12/7)...Pulled down a season-best nine rebounds at Evansville (12/15)...Missed six of the last nine games with a knee injury.



33 Dylan Branson

G // 6-5 // 220 // Fr. // St. Louis, Mo.

Snapshot: Played in 22 games off the bench and made two starts...First career start was at Belmont (1/7)...Scored double figures for the first time in his career when he dropped in 12 at Indiana State (12/22)...Made three 3-pointers in that game... Grabbed a season-high five rebounds at Tennessee State (1/19) and vs. Tennessee Tech (2/4)...Averages 3.2 ppg and 2.4 rpg.

44 Darrious Agnew

F // 6-8 // 220 // Sr. // Starkville, Miss.

Snapshot: Saw action for the first time this season at Indiana State (12/22)...Scored two points and had two rebounds in that game...Played in 15 contests... Scored a season-high 12 points and made the game-tying 3-pointer to force overtime vs. Austin Peay (2/16)...Had a season-high seven rebounds vs. Eastern Kentucky (2/22).

Show Me Center Media Guidelines

Media may not be on the court in a team area at any time. All media in the Show Me Center must practice social distancing before, during and after games. Media members must wear face coverings at all times. Media should not enter the facility if showing any illness-related symptoms.

Media Entrance/Parking
Working media will need to enter through the NCAA Pass Gate located at the Northeast side of the Show Me Center. There will be no assigned parking for media. Parking is available on a first-come, first-serve basis in the East lot near the Show Me Center main entrance. Media will be given symptom and temperature checks upon entry.

Media Row
Due to COVID-19 policies, media row at the Show Me Center will be limited to only seven spots. There will be one spot reserved for a newspaper reporter that covers each team (home beat writer, visitor beat writer/reporter) and one spot for a reporter with SEMO's student newspaper. Two spots will be assigned to each team's official radio crew (play-by-play, analyst). Visiting radio and all print reporters will be seated on the platform located at the top of Section 117. Home radio, which serves as commentators for SEMO's ESPN+ simulcasts, will be located floor level on the north side.

Credentials
SEMO's gameday personnel, print, radio and television media will be issued Tier 3 season credentials valid for all of the Redhawks home basketball games in 2020-21. Single-game credentials will be issued to visiting team only for the spots reserved on media row (one print reporter, two radio). Credential requests need to be sent to Jeff Honza (jhonza@semo.edu or redhawk1@me.com) at least 24 hours in advance of each game. Credentials must be worn at all times in the Show Me Center. No spouses will be issued credentials for any of the media areas. Those spots are reserved for legitimate working media only.

Tier 3
Ohio Valley Conference institutions must designate their Tier 1, 2 and 3 individuals. Print, television, ESPN+, radio and photographers are classified as Tier 3. Tier 3 individuals may provide services to the playing of the game, but shall be distanced from both Tier 1 and Tier 2 individuals. Individuals in Tier 3 do not have to be tested.

Game Notes & Statistics
SEMO Basketball game notes will be available online at GoSoutheast.com and sent electronically to media prior to each game. No printed copies of game notes will be available at the Show Me Center. There will be no printed copies of official statistics available in-game or postgame for all basketball contests. We request you bring your own copies of any materials you need and a laptop or other device to access live statistics during games. Media should visit **Statb.us/l/SEMO** for live statstics. A game program and roster card will be the only printed materials placed at each spot on media row.

Photographers/Videographers
One photographer from the Southeast Missourian, KFVS 12 and The Arrow (SEMO Student Newspaper) and SEMO's videographer may shoot from a reserved area in Sections 105, 109, 113, and 118. Those individuals can shoot from all four of those locations, but only one person can be at a location at one time. SEMO will utilize a pool photographer for all home games. All images from the pool photographer will be available to media and the visiting opponent. The SEMO Strategic Communications staff will send a link that includes all images (downloadable) from the pool photographer upon request. In the event a visiting team videographer travels, that person will also need to shoot from those same designated areas.

Press Conferences
All postgame press conferences will be conducted virtually via Zoom. Media will be sent Zoom information and details for press conferences before every game. Head Coaches Brad Korn and Rekha Patterson, along with select student-athletes will be available. Korn and Patterson will address the media immediately following their postgame radio obligations.

No Media Hospitality
Due to COVID-19 policies, there will be no media hospitality area at the Show Me Center. Food and beverages will not be available for all games.

Download the SEMO Basketball Media Guide at GoSoutheast.com

Media Areas in Yellow

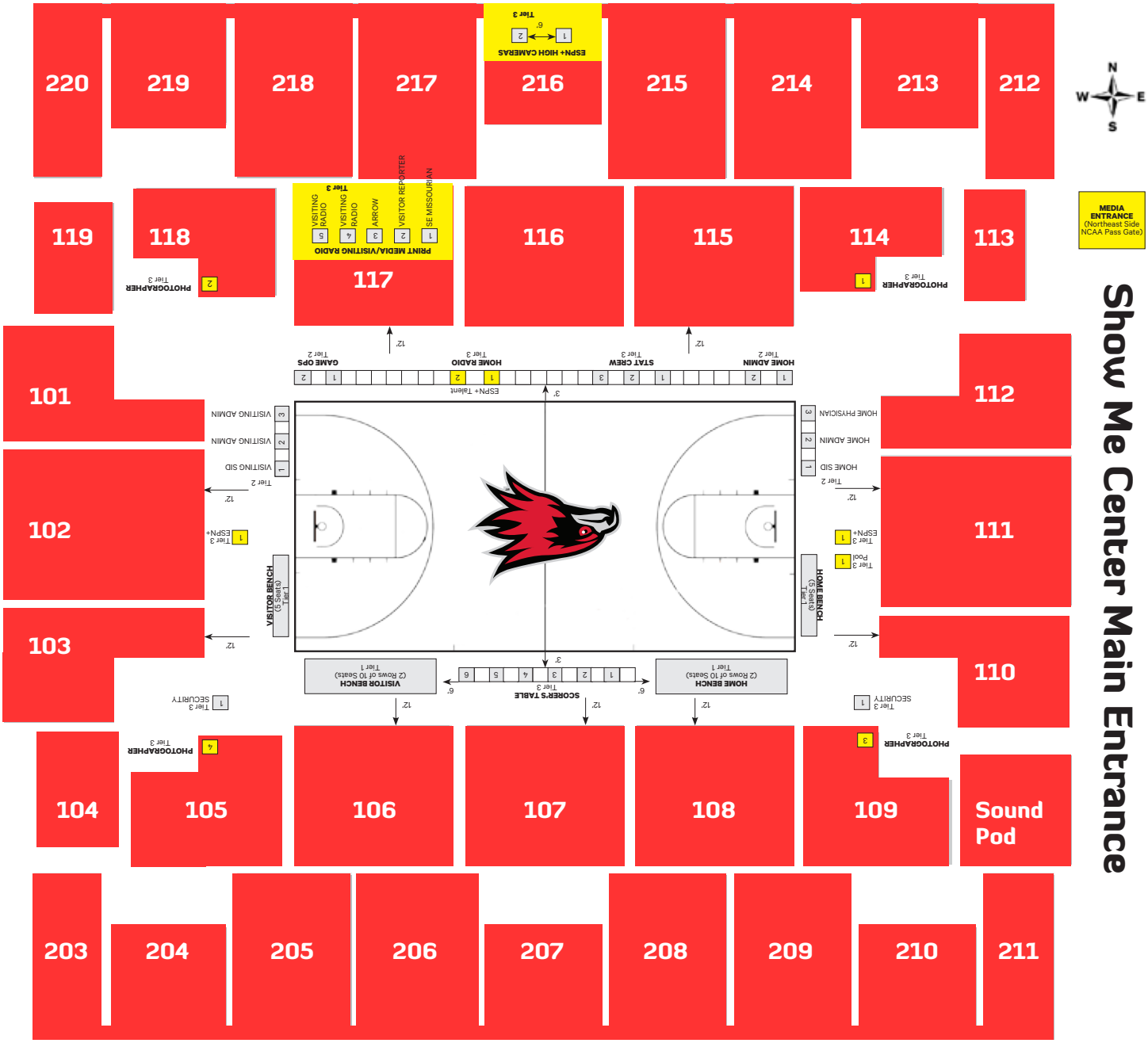

Numerical Roster

No.	Name	Pos.	Ht.	Wt.	Cl.	Yr.	Hometown (High School/College)
2	Jordan Love	G	6-5	180	So.	3rd	Durham, N.C. (Voyager Academy)
3	Eric Reed, Jr.	G	6-2	190	Jr.	3rd	Baton Rouge, La. (University Laboratory/Howard College)
5	Chris Harris	G	6-3	205	Jr.	4th	Antioch, Ill. (Lake Forest Academy/John A. Logan College)
10	Manny Patterson	F	6-8	220	Sr.	4th	Chicago, Ill. (Kenwood Academy/Green Bay)
11	DQ Nicholas	G	6-1	180	So.	2nd	Atlanta, Ga. (Meadowcreek H.S./Scotland Prep School (Pa.)
12	Evan Morrison	F	6-6	200	Sr.	4th	Lee's Summit, Mo. (KC Christian Academy/John Wood CC)
13	Parker Long	G	6-2	175	So.	2nd	Sikeston, Mo. (Sikeston/Maryville University)
14	Nate Johnson	C	6-9	250	Jr.	3rd	Broward County Fla. (American Heritage/Seminole State College)
21	Nana Akenten	G	6-6	215	Jr.	4th	Bolingbrook, Ill. (Bolingbrook/Nebraska)
25	Nygal Russell	G	6-4	205	Jr.	4th	Houston, Texas (Seven Lakes/ASPIRE Academy (Ky.)
31	Nolan Taylor	F	6-7	260	Sr.	5th	Keller, Texas (Keller/Cal Poly)
33	Dylan Branson	G	6-5	220	Fr.	1st	St. Louis, Mo. (Mehlville)
44	Darrious Agnew	F	6-8	220	Sr.	4th	Starkville, Miss. (Starkville/East Mississippi CC)

Alphabetical Roster

No.	Name	Pos.	Ht.	Wt.	Cl.	Yr.	Hometown (High School/College)
44	Darrious Agnew	F	6-8	220	Sr.	4th	Starkville, Miss. (Starkville/East Mississippi CC)
21	Nana Akenten	G	6-6	215	Jr.	4th	Bolingbrook, Ill. (Bolingbrook/Nebraska)
33	Dylan Branson	G	6-5	220	Fr.	1st	St. Louis, Mo. (Mehlville)
5	Chris Harris	G	6-3	205	Jr.	4th	Antioch, Ill. (Lake Forest Academy/John A. Logan College)
14	Nate Johnson	C	6-9	250	Jr.	3rd	Broward County Fla. (American Heritage/Seminole State College)
13	Parker Long	G	6-2	175	So.	2nd	Sikeston, Mo. (Sikeston/Maryville University)
2	Jordan Love	G	6-5	180	So.	3rd	Durham, N.C. (Voyager Academy)
12	Evan Morrison	F	6-6	200	Sr.	4th	Lee's Summit, Mo. (KC Christian Academy/John Wood CC)
11	DQ Nicholas	G	6-1	180	So.	2nd	Atlanta, Ga. (Meadowcreek H.S./Scotland Prep School (Pa.)
10	Manny Patterson	F	6-8	220	Sr.	4th	Chicago, Ill. (Kenwood Academy/Green Bay)
3	Eric Reed, Jr.	G	6-2	190	Jr.	3rd	Baton Rouge, La. (University Laboratory/Howard College)
25	Nygal Russell	G	6-4	205	Jr.	4th	Houston, Texas (Seven Lakes/ASPIRE Academy (Ky.)
31	Nolan Taylor	F	6-7	260	Sr.	5th	Keller, Texas (Keller/Cal Poly)

Head Coach
Brad Korn, First Year (Southern Illinois, 2004)

Assitant Coaches
Keith Pickens, Third Year (Missouri State, 2013)
Dustin Yoder, First Year (Illinois, 2011)
Sam McMahon, First Year (Delaware, 2008)

Director of Operations
Aaron Proctor, First Year (Cal State San Bernardino, 2006)

Graduate Assistant
Collin Jasper

Manager
C.J. Frazier

Pronunciations
Nana Akenten.....na-nuh uh-ken-ten
Nygal Russell.....nye-juhl

Jordan Love
G // 6-5 // 180 // R-So.
Durham, N.C.

Eric Reed, Jr.
G // 6-2 // 190 // Jr.
Baton Rouge, La.

Chris Harris
G // 6-3 // 205 // R-Jr.
Antioch, Ill.

Manny Patterson
F // 6-8 // 220 // Sr.
Chicago, Ill.

DQ Nicholas
G // 6-1 // 180 // So.
Atlanta, Ga.

Evan Morrison
F // 6-6 // 200 // Sr.
Lee's Summit, Mo.

Parker Long
G // 6-2 // 175 // So.
Sikeston, Mo.

Nate Johnson
C // 6-9 // 250 // Jr.
Broward County, Fla.

Nana Akenten
G // 6-6 // 215 // R-Jr.
Bolingbrook, Ill.

Nygal Russell
G // 6-4 // 205 // R-Jr.
Durham, N.C.

Nolan Taylor
F // 6-7 // 260 // R-Sr.
Keller, Texas

Dylan Branson
G // 6-5 // 220 // Fr.
St. Louis, Mo.

Darrious Agnew
F // 6-8 // 220 // Sr.
Starkville, Miss.

Brad Korn
Head Coach // First Year
Southern Illinois, 2004

Keith Pickens
Assistant Coach // Third Year
Missouri State, 2013

Dustin Yoder
Assistant Coach // First Year
Illinois, 2011

Sam McMahon
Assistant Coach // First Year
Delaware, 2008

Aaron Proctor
Director of Operations
Cal State San Bernardino, 2006

Collin Jasper
Graduate Assistant

BRAD KORN

HEAD COACH | FIRST YEAR // SOUTHERN ILLINOIS, 2004

Brad Korn was named head coach at Southeast Missouri on Mar. 23, 2020.

Korn is the seventh head coach in SEMO's NCAA Division I era (since 1991-92). He spent five years at Big 12 Conference member Kansas State working the last four seasons as an assistant coach and one as the program's Director of Operations.

In four years back at K-State after returning following a three-year stint at Missouri State (2013-16), Korn helped the Wildcats to 82 wins and three-straight NCAA Tournament appearances. K-State posted back-to-back 25-win campaigns for the first time in school history (2017-18, 2018-19).

During his first year back in 2016-17, the squad won 21 games, including eight over teams that advanced to the postseason, and knocked off Wake Forest in the NCAA First Four before losing to #18 Cincinnati in the NCAA South Regional First Round.

Working primarily with the post players, Korn was a big influence on the development of two-time All-Big 12 First Team selection Dean Wade, who became the fourth Wildcat to earn All-Big 12 First-Team honors in 2018 and just the second to do so in back-to-back seasons. Wade is one of just three players to rank in the school's Top 10 in both career scoring (1,510) and rebounding (685). He was instrumental in the progress of Makol Mawien, who has started all 103 games in his K-State career and emerged as one of the top big men in the Big 12.

Korn was also key in the growth of All-Big 12 selections Wesley Iwundu and D.J. Johnson during his first season as an assistant coach in 2016-17. Iwundu, who was twice named Third Team All-Big 12, became the first Wildcat since 2008 to be taken in the NBA Draft when he was selected with 33rd overall pick by the Orlando Magic. Johnson, an honorable mention all-league selection, broke the career field goal percentage record at 59.5 percent, while setting the single-season mark for the second consecutive season at 62.3 percent in 2016-17.

Korn spent one season on Bruce Weber's inaugural staff at K-State as Director of Operations in 2012-13, helping the Wildcats to a 27-8 overall record and their first-ever Big 12 regular-season title. It was the school's first conference title since 1977, while the 27 wins rated second-most in school history.

Overall, he has 15 years of Division I experience, which includes time at his alma mater – Southern Illinois (2004-12).

Korn has extensive ties to Weber after playing his first four years (1999-2003) for him at Southern Illinois. He redshirted in 1999-2000 before playing the next three years for Weber. He concluded his playing career for (current Purdue head coach) Matt Painter in 2003-04 before spending the next eight years (2004-12) at SIU as an assistant for then-Saluki head coach and current K-State associate head coach Chris Lowery.

Korn returned to Manhattan in May 2016 after three seasons at Missouri State, where he served as an assistant coach to then-head coach Paul Lusk from 2013-16. At MSU, he helped the

Bears to 44 wins, including a 20 -win season and a trip to the CollegeInsider.com Tournament in 2013-14.

Korn helped mentor a number of All-Missouri Valley honorees during his stay at Missouri State, including 2014 All-MVC Second-Team selection Jarmar Gulley and 2016 MVC Newcomer of the Year Dequon Miller. In addition, he coached three MVC All-Freshman Team honorees in Austin Ruder in 2014 and Obediah Church and Jarred Dixon in 2016 as well as two Most Improved Team members (Dorrian Williams in 2015 and Chris Kendrix in 2016).

Prior to his first stint at K-State, Korn spent eight years (2004-12) at Southern Illinois, including his final six years as a full-time assistant under Lowery. He helped the Salukis post a 145-116 (.556) overall record with four postseason appearances, two Missouri Valley Conference championships and one State Farm Missouri Valley Conference Tournament title. The squad won 20 or more games and advanced to the NCAA Tournament on three occasions (2005, 2006, 2007) during his tenure as an assistant coach, including a 2007 trip to the Sweet 16. He was a graduate assistant at SIU his first two years before being elevated to a full-time assistant coach on Jan. 31, 2006.

A native of Plano, Illinois, Korn helped the Salukis through one of their greatest periods of success from 1999 to 2004. The squad went from 16 wins his redshirt-freshman season to three consecutive NCAA Tournament appearances under Weber and Painter. He was also a part of three Missouri Valley regular season championships as a player.

The 6-foot-9 forward saw action in 121 games in his career, averaging 5.2 points and 2.3 rebounds in 14.5 minutes per game. As a senior, he averaged 9.7 points on 41 percent shooting with four rebounds and 1.9 assists in helping SIU to 25 wins and a 17-1 mark in MVC play. He was named to the league's Most Improved Team.

Korn earned a bachelor's degree in Marketing from Southern Illinois in 2004 and his master's degree in Administrative Studies from Missouri State in 2016. He resides in Cape Girardeau with his wife, Kristin, and daughters Brielyn and Ashtyn.

■ The Korn File

Experience:
16th Year (First at SEMO)

Hometown:
Plano, Ill.

Birthdate:
August 22, 1981

Alma Mater:
Southern Illinois, 2004

Education:
B.A. Marketing (Southern Illinois)
Master's Administrative Studies (Missouri State)

Date Hired:
March 23, 2020

Family:
Wife - Kristin
Children - Brielyn, Ashtyn

Playing Experience:
Southern Illinois, 1999-04

Coaching Experience:
Southern Illinois, Graduate Asst., 2004-06
Southern Illinois, Assistant Coach, 2006-12
Kansas State, Dir. of Operations, 2012-13
Missouri State, Assistant Coach, 2013-16
Kansas State, Assistant Coach, 2016-20
Southeast MIssouri, 2020-pr.

2020-21 Statistics

RECORD:	OVERALL	HOME	AWAY	NEUTRAL
ALL GAMES	9-15	7-6	1-9	1-0
CONFERENCE	7-11	6-5	1-6	0-0
NON-CONFERENCE	2-4	1-1	0-3	1-0

					Total		3-Point		F-Throw		Rebounds											
##	Player	gp-gs	min	avg	fg-fga	fg%	3fg-fga	3fg%	ft-fta	ft%	off	def	tot	avg	pf	dq	a	to	blk	stl	pts	avg
05	HARRIS, Chris	23-23	688	29.9	84-234	.359	35-120	.292	86-115	.748	5	46	51	2.2	44	1	70	59	2	22	289	12.6
03	REED, JR., Eric	24-19	689	28.7	87-181	.481	48-107	.449	22-36	.611	20	37	57	2.4	43	0	31	32	2	14	244	10.2
21	AKENTEN, Nana	24-21	647	27.0	75-189	.397	48-133	.361	21-28	.750	25	113	138	5.8	56	2	24	50	8	32	219	9.1
11	NICHOLAS, DQ	24-24	718	29.9	65-169	.385	12-51	.235	70-98	.714	13	103	116	4.8	59	2	78	78	2	29	212	8.8
31	TAYLOR, Nolan	18-15	330	18.3	59-106	.557	0-0	.000	40-64	.625	24	49	73	4.1	42	0	16	17	2	5	158	8.8
02	LOVE, Jordan	20-0	386	19.3	41-102	.402	10-28	.357	28-48	.583	11	40	51	2.6	16	0	37	22	4	23	120	6.0
10	PATTERSON, Manny	19-9	240	12.6	40-75	.533	0-0	.000	29-39	.744	16	39	55	2.9	43	1	6	24	18	1	109	5.7
44	AGNEW, Darrious	15-0	155	10.3	22-47	.468	2-3	.667	19-35	.543	17	21	38	2.5	18	0	6	9	4	4	65	4.3
25	RUSSELL, Nygal	24-7	461	19.2	34-93	.366	6-37	.162	16-32	.500	25	68	93	3.9	51	2	22	28	3	25	90	3.8
33	BRANSON, Dylan	24-2	382	15.9	26-49	.531	13-25	.520	12-13	.923	17	40	57	2.4	47	2	31	37	4	8	77	3.2
14	JOHNSON, Nate	22-0	192	8.7	23-41	.561	0-0	.000	9-22	.409	18	29	47	2.1	29	0	6	14	9	4	55	2.5
12	MORRISON, Evan	5-0	10	2.0	1-7	.143	1-3	.333	0-0	.000	1	1	2	0.4	0	0	1	1	0	1	3	0.6
13	LONG, Parker	12-0	52	4.3	2-4	.500	2-3	.667	0-0	.000	2	4	6	0.5	3	0	1	3	0	1	6	0.5
	Team										32	35	67					7				
	Total.....	24	4950		559-1297	.431	177-510	.347	352-530	.664	226	625	851	35.5	451	10	329	381	58	169	1647	68.6
	Opponents.....	24	4950		599-1319	.454	178-482	.369	348-499	.697	183	601	784	32.7	453	-	330	337	84	175	1724	71.8

TEAM STATISTICS	SEMO	OPP
SCORING	1647	1724
Points per game	68.6	71.8
Scoring margin	-3.2	-
FIELD GOALS-ATT	559-1297	599-1319
Field goal pct	.431	.454
3 POINT FG-ATT	177-510	178-482
3-point FG pct	.347	.369
3-pt FG made per game	7.4	7.4
FREE THROWS-ATT	352-530	348-499
Free throw pct	.664	.697
F-Throws made per game	14.7	14.5
REBOUNDS	851	784
Rebounds per game	35.5	32.7
Rebounding margin	+2.8	-
ASSISTS	329	330
Assists per game	13.7	13.8
TURNOVERS	381	337
Turnovers per game	15.9	14.0
Turnover margin	-1.8	-
Assist/turnover ratio	0.9	1.0
STEALS	169	175
Steals per game	7.0	7.3
BLOCKS	58	84
Blocks per game	2.4	3.5
ATTENDANCE	8565	4483
Home games-Avg/Game	13-659	10-431
Neutral site-Avg/Game	-	1-175

Score by Periods	1st	2nd	OT	OT2	Totals
Southeast Missouri	736	855	45	11	1647
Opponents	785	875	57	7	1724

	Date	Opponent		Score	Att.
!	11-28-20	vs Kansas City	W	71-66	175
	12-02-20	SOUTHERN ILLINOIS	Lot	79-87	740
	12-07-20	LIPSCOMB	W	82-77	580
	12-09-20	at Lipscomb	Lot	74-80	488
	12-15-20	at Evansville	Lot	63-66	0
*	12-18-20	UT MARTIN	L	67-69	748
	12-22-20	at Indiana St.	L	66-72	100
*	12-30-20	at Tennessee Tech	L	63-72	430
*	01-02-21	TENNESSEE STATE	Wo2	83-79	760
*	01-07-21	at Belmont	L	66-77	271
*	01-16-21	MOREHEAD STATE	L	50-64	799
*	01-19-21	at Tennessee St.	W	63-59	231
*	01-21-21	at Morehead State	L	65-76	775
*	01-26-21	at UT Martin	L	66-69	267
*	01-28-21	SIUE	W	64-62	723
*	01-30-21	EASTERN ILLINOIS	W	75-44	842
*	02-01-21	MURRAY STATE	L	60-77	690
*	02-04-21	TENNESSEE TECH	W	68-64	642
*	02-06-21	JACKSONVILLE STATE	L	54-66	720
*	02-12-21	at Murray St.	L	60-80	1252
*	02-13-21	at Austin Peay	L	63-78	494
*	02-16-21	AUSTIN PEAY	Wot	86-81	279
*	02-20-21	EASTERN KENTUCKY	W	94-72	753
*	02-22-21	EASTERN KENTUCKY	L	65-87	289

* = Conference game
! = Negro Baseball League Museum Tip-Off Classic (Kansas City, Mo.)

2020-21 OVC Statistics

RECORD:	OVERALL	HOME	AWAY	NEUTRAL
ALL GAMES	7-11	6-5	1-6	0-0
CONFERENCE	7-11	6-5	1-6	0-0
NON-CONFERENCE	0-0	0-0	0-0	0-0

					Total		3-Point		F-Throw		Rebounds											
##	Player	gp-gs	min	avg	fg-fga	fg%	3fg-fga	3fg%	ft-fta	ft%	off	def	tot	avg	pf	dq	a	to	blk	stl	pts	avg
05	HARRIS, Chris	17-17	505	29.7	53-159	.333	23-86	.267	67-82	.817	2	35	37	2.2	31	0	56	41	2	20	196	11.5
03	REED, JR., Eric	18-17	525	29.2	63-140	.450	36-86	.419	19-30	.633	11	29	40	2.2	27	0	29	26	1	10	181	10.1
21	AKENTEN, Nana	18-17	484	26.9	57-146	.390	36-105	.343	15-19	.789	16	88	104	5.8	38	0	18	38	3	25	165	9.2
11	NICHOLAS, DQ	18-18	548	30.4	48-120	.400	10-39	.256	51-73	.699	11	85	96	5.3	36	0	63	56	1	21	157	8.7
31	TAYLOR, Nolan	12-9	188	15.7	33-59	.559	0-0	.000	20-36	.556	11	21	32	2.7	26	0	7	12	0	3	86	7.2
02	LOVE, Jordan	14-0	247	17.6	31-72	.431	9-24	.375	21-31	.677	9	25	34	2.4	10	0	22	16	3	15	92	6.6
10	PATTERSON, Manny	18-9	231	12.8	38-72	.528	0-0	.000	28-37	.757	16	37	53	2.9	40	1	6	22	18	1	104	5.8
44	AGNEW, Darrious	14-0	143	10.2	21-45	.467	2-3	.667	19-35	.543	17	19	36	2.6	16	0	6	9	3	3	63	4.5
25	RUSSELL, Nygal	18-1	299	16.6	26-65	.400	3-24	.125	7-17	.412	16	38	54	3.0	32	0	18	17	0	18	62	3.4
33	BRANSON, Dylan	18-2	317	17.6	20-40	.500	9-19	.474	9-9	1.000	15	34	49	2.7	36	2	24	29	4	7	58	3.2
14	JOHNSON, Nate	16-0	126	7.9	16-29	.552	0-0	.000	7-19	.368	9	19	28	1.8	21	0	2	12	6	4	39	2.4
12	MORRISON, Evan	5-0	10	2.0	1-7	.143	1-3	.333	0-0	.000	1	1	2	0.4	0	0	1	1	0	1	3	0.6
13	LONG, Parker	12-0	52	4.3	2-4	.500	2-3	.667	0-0	.000	2	4	6	0.5	3	0	1	3	0	1	6	0.5
	Team										22	29	51					6				
	Total.....	18	3675		409-958	.427	131-392	.334	263-388	.678	158	464	622	34.6	316	3	253	288	41	129	1212	67.3
	Opponents.....	18	3675		455-1003	.454	134-366	.366	232-346	.671	154	449	603	33.5	330	-	249	264	65	139	1276	70.9

TEAM STATISTICS	SEMO	OPP
SCORING	1212	1276
Points per game	67.3	70.9
Scoring margin	-3.6	-
FIELD GOALS-ATT	409-958	455-1003
Field goal pct	.427	.454
3 POINT FG-ATT	131-392	134-366
3-point FG pct	.334	.366
3-pt FG made per game	7.3	7.4
FREE THROWS-ATT	263-388	232-346
Free throw pct	.678	.671
F-Throws made per game	14.6	12.9
REBOUNDS	622	603
Rebounds per game	34.6	33.5
Rebounding margin	+1.1	-
ASSISTS	253	249
Assists per game	14.1	13.8
TURNOVERS	288	264
Turnovers per game	16.0	14.7
Turnover margin	-1.3	-
Assist/turnover ratio	0.9	0.9
STEALS	129	139
Steals per game	7.2	7.7
BLOCKS	41	65
Blocks per game	2.3	3.6
ATTENDANCE	7245	3720
Home games-Avg/Game	11-659	7-531
Neutral site-Avg/Game	-	0-0

Score by Periods	1st	2nd	OT	OT2	Totals
Southeast Missouri	557	625	19	11	1212
Opponents	600	655	14	7	1276

	Date	Opponent		Score	Att.
*	12-18-20	UT MARTIN	L	67-69	748
*	12-30-20	at Tennessee Tech	L	63-72	430
*	01-02-21	TENNESSEE STATE	Wo2	83-79	760
*	01-07-21	at Belmont	L	66-77	271
*	01-16-21	MOREHEAD STATE	L	50-64	799
*	01-19-21	at Tennessee St.	W	63-59	231
*	01-21-21	at Morehead State	L	65-76	775
*	01-26-21	at UT Martin	L	66-69	267
*	01-28-21	SIUE	W	64-62	723
*	01-30-21	EASTERN ILLINOIS	W	75-44	842
*	02-01-21	MURRAY STATE	L	60-77	690
*	02-04-21	TENNESSEE TECH	W	68-64	642
*	02-06-21	JACKSONVILLE STATE	L	54-66	720
*	02-12-21	at Murray St.	L	60-80	1252
*	02-13-21	at Austin Peay	L	63-78	494
*	02-16-21	AUSTIN PEAY	Wot	86-81	279
*	02-20-21	EASTERN KENTUCKY	W	94-72	753
*	02-22-21	EASTERN KENTUCKY	L	65-87	289

* = Conference game

! = Negro Baseball League Museum Tip-Off Classic (Kansas City, Mo.)

Comparison Game-by-Game (SEMO/Opponent)

Opponent	1st	2nd	Score	Mar	Total FG	FG Pct	3-Pointers	3FG Pct	Free Throws	FT Pct	Rebounds (Mar)	Assist	T/Over	Block	Steal	Fouls
Kansas City	37/31	34/35	71-66	+5	20-41/24-52	.488/.462	10-23/4-13	.435/.308	21-35/14-23	.600/.609	31/32 (1)	12/13	17/17	5/2	11/13	22/25
Southern Illinois	31/29	40/42	79-87	(8)	31-74/25-58	.419/.431	6-19/9-21	.316/.429	11-21/28-35	.524/.800	50/37 +13	21/13	13/9	7/7	6/5	28/18
Lipscomb	39/37	43/40	82-77	+5	30-62/28-51	.484/.549	10-26/10-22	.385/.455	12-16/11-14	.750/.786	31/25 +6	19/22	7/13	1/2	6/1	12/16
Lipscomb	22/32	41/31	74-8	(6)	25-55/26-55	.455/.473	6-17/9-20	.353/.450	18-28/19-24	.643/.792	41/25 +16	8/15	21/10	3/3	7/7	22/24
Evansville	26/24	30/32	63-66	(3)	23-55/21-54	.418/.389	8-16/8-23	.500/.348	9-15/16-22	.600/.727	41/32 +9	9/8	16/9	0/4	4/4	24/17
UT Martin	31/31	36/38	67-69	(2)	23-51/25-57	.451/.439	9-27/7-17	.333/.412	12-19/12-17	.632/.706	32/33 (1)	17/12	11/9	3/2	5/6	18/17
Indiana State	24/32	42/40	66-72	(6)	21-52/20-46	.404/.435	6-17/4-17	.353/.235	18-27/28-35	.667/.800	35/30 +5	7/10	19/15	1/1	6/6	27/23
Tennessee Tech	23/38	40/34	63-72	(9)	24-54/25-52	.444/.481	7-20/6-23	.350/.261	8-14/16-25	.571/.640	30/35 (5)	16/16	19/17	1/4	5/12	19/18
Tennessee State	31/28	35/38	83-79	+4	19-53/25-54	.358/.463	5-21/7-18	.238/.389	40-51/22-28	.784/.786	31/40 (9)	10/16	17/25	5/4	14/5	26/36
Belmont	35/33	31/44	66-77	(11)	24-62/30-62	.387/.484	7-24/4-20	.292/.200	11-15/13-21	.733/.619	41/36 +5	14/17	15/11	4/6	7/7	18/8
Morehead State	31/31	19/33	50-64	(14)	18-44/23-50	.409/.460	9-22/6-16	.409/.375	5-11/12-19	.455/.632	32/31 +1	13/8	19/12	4/2	5/8	18/16
Tennessee State	35/30	28/29	63-59	+4	17-46/22-56	.370/.393	6-22/1-13	.273/.077	23-35/14-25	.657/.560	36/40 (4)	9/9	15/14	3/1	7/6	23/23
Morehead State	29/34	36/42	65-76	(11)	20-54/25-48	.370/.521	7-28/7-14	.250/.500	18-28/19-35	.667/.543	35/33 +2	13/16	10/11	0/5	5/5	25/17
UT Martin	32/32	34/37	66-69	(3)	24-49/25-50	.490/.500	8-23/10-18	.348/.556	10-17/9-11	.588/.818	30/23 +7	17/15	15/14	0/1	5/10	13/17
SIU Edwardsville	27/34	37/28	64-62	+2	20-55/24-51	.364/.471	7-21/4-16	.333/.250	17-32/10-15	.531/.667	37/38 (1)	13/11	14/21	1/4	13/4	17/25
Eastern Illinois	38/20	37/24	75-44	+31	27-57/14-53	.474/.264	6-18/9-33	.333/.273	15-20/7-11	.750/.636	50/25 +25	17/8	15/15	0/2	11/9	15/15
Murray State	24-36	36/41	60-77	(17)	21-48/30-59	.438/.508	8-23/12-22	.348/.545	10-13/5-8	.769/.625	26/32 (6)	14/20	13/8	5/3	2/8	8/13
Tennessee Tech	26/39	42/25	68-64	+4	22-45/22-53	.489/.415	6-15/7-18	.400/.389	18-19/13-17	.947/.765	25/32 (7)	17/14	18/15	2/2	5/8	17/15
Jacksonville State	29/28	25/38	54-66	(12)	17-51/26-58	.333/.448	7-19/4-25	.368/.160	13-26/10-16	.500/.625	32/44 (12)	7/13	12/15	0/8	4/4	18/25
Murray State	30/42	30/38	60-80	(20)	23-58/31-53	.397/.585	6-22/9-19	.273/.474	8-13/9-14	.615/.643	34/30 +4	8/16	14/14	2/2	2/5	10/12
Austin Peay	27/42	36/36	63-78	(15)	25-56/27-57	.446/.474	6-19/7-22	.316/.318	7-9/17-24	.778/.708	34/32 +2	12/11	21/13	1/3	7/12	20/16
Austin Peay	33/39	40/34	86-81	+5	29-60/25-60	.483/.417	7-21/9-21	.333/.429	21-33/22-24	.636/.917	40/32 +8	15/16	21/21	5/4	13/13	21/24
Eastern Kentucky	50/24	44/48	94-72	+22	35-60/25-69	.583/.362	14-25/11-28	.560/.393	10-14/11-17	.714/.647	47/28 +19	26/12	23/13	3/7	6/7	15/15
Eastern Kentucky	26/39	39/48	65-87	(22)	21-55/31-61	.382/.508	6-22/14-23	.273/.609	17-20/11-19	.850/.579	30/39 (9)	15/19	16/16	2/5	8/10	15/18
Eastern Illinois																
SIU Edwardsville																

Points in the Paint, Second Chance Points, Points Off Turnovers, Fastbreak Points, Bench Points

		POINTS IN THE PAINT		*2ND CHANCE POINTS*		*POINTS OFF TURNOVERS*		*FAST BREAK POINTS*		*BENCH POINTS*	
Opponent	W/L	SEMO	OPP.	SEMO	OPP.	SEMO	OPP.	SEMO	OPP.	SEMO	OPP.
Kansas City	W	16	40	6	8	21	16	8	12	21	10
Southern Illinois	L	38	32	17	2	10	15	6	4	26	17
Lipscomb	W	28	32	12	1	23	7	4	2	23	8
Lipscomb	L	32	34	17	2	17	30	0	6	17	18
Evansville	L	24	20	12	7	13	12	8	9	28	14
UT Martin	L	20	26	12	7	12	8	8	2	21	11
Indiana State	L	30	24	12	7	15	18	6	18	26	19
Tennessee Tech	L	30	38	5	12	6	19	6	14	14	22
Tennessee State	W	20	32	13	10	32	24	0	2	12	33
Belmont	L	30	46	9	6	7	19	6	12	29	17
Morehead State	L	18	30	5	10	2	22	0	2	17	10
Tennessee State	W	20	36	8	13	9	9	2	13	17	4
Morehead State	L	26	30	4	4	8	9	3	6	12	18
UT Martin	L	30	22	7	4	12	19	12	13	23	17
SIU Edwardsville	W	24	30	10	9	15	8	4	12	22	20
Eastern Illinois	W	32	2	17	3	20	6	12	0	27	15
Murray State	L	20	28	2	15	6	15	0	6	17	13
Tennessee Tech	W	24	20	5	5	15	18	0	6	24	23
Jacksonville State	L	18	34	3	5	21	11	4	6	18	22
Murray State	L	28	26	8	5	10	15	5	17	37	19
Austin Peay	L	32	36	10	18	11	22	10	23	15	11
Austin Peay	W	34	26	10	15	20	27	10	6	24	10
Eastern Kentucky	W	34	16	8	7	19	19	12	2	29	22
Eastern Kentucky	L	26	30	10	10	17	20	6	10	19	17
Eastern Illinois											
SIU Edwardsville											

Game-by-Game Leaders

Opponent	W/L	Score	Points	Rebounds	Assists	Blocks	Steals
Kansas City	W	71-66	Harris - 18	Taylor, Russell - 7	Harris - 4	Russell - 2	Love - 4
Southern Illinois	L	79-87 OT	Reed, Jr. -17	Russell - 11	Harris - 5	Johnson, Akenten - 2	Russell - 2
Lipscomb	W	92-77	Harris, Reed, Jr. - 19	Taylor - 8	Taylor, Nicholas - 5	Taylor - 1	Nicholas - 3
Lipscomb	L	74-80 OT	Harris - 21	Russell - 8	Akenten, Love - 2	Taylor, Nicholas, Akenten - 1	Russell, Love - 2
Evansville	L	63-66 OT	Reed, Jr. - 16	Taylor - 9	Nicholas - 4	-	Nicholas, Russell, Reed, Jr., Love - 1
UT Martin	L	67-69	Harris - 23	Nicholas - 6	Russell - 6	Nicholas, Reed, Jr., Johnson - 1	Nicholas - 2
Indiana State	L	66-72	Harris - 16	Taylor, Harris - 6	Harris - 2	Agnew - 1	Nicholas, Akenten - 2
Tennessee Tech	L	63-72	Reed, Jr. - 14	Akenten - 9	Nicholas - 8	Branson - 1	Love - 2
Tennessee State	W	83-79 2OT	Nicholas - 21	Nicholas - 7	Nicholas - 5	Patterson, Harris - 2	Nicholas, Reed, Jr. - 3
Belmont	L	66-77	Akenten - 20	Akenten - 11	Love - 6	Patterson - 2	Akenten, Russell - 2
Morehead State	L	50-64	Akenten - 14	Akenten - 5	Taylor, Reed, Jr., Harris - 3	Patterson - 3	Harris - 2
Tennessee State	W	63-59	Harris - 17	Nicholas - 7	Harris - 3	Patterson - 3	Love, Nicholas - 2
Morehead State	L	65-76	Nicholas - 17	Akenten - 8	Reed, Jr., Nicholas - 3	-	Akenten, Russell - 2
UT Martin	L	66-69	Akenten - 18	Nicholas - 9	Nicholas - 6	-	Love - 2
SIU Edwardsville	W	64-62	Akenten - 10	Nicholas - 7	Branson, Harris - 3	Love - 1	Russell - 6
Eastern Illinois	W	75-44	Akenten - 13	Nicholas - 8	Harris, Nicholas - 5	-	Akenten, Harris - 5
Murray State	L	60-77	Reed, Jr. - 12	Nicholas - 9	Branson - 4	Johnson - 3	Harris, Nicholas - 1
Tennessee Tech	W	68-64	Patterson - 22	Patterson - 6	Harris - 5	Patterson, Johnson - 1	Reed, Jr. - 3
Jacksonville State	L	54-66	Nicholas - 13	Akenten - 6	Love - 2	-	Akenten - 2
Murray State	L	60-80	Love - 11	Love, Agnew - 5	Nicholas - 3	Love, Branson - 1	Love - 3
Austin Peay	L	63-78	Reed, Jr. - 21	Russell - 7	Nicholas, Russell - 3	Akenten - 1	Nicholas - 2
Austin Peay	W	86-81 OT	Reed, Jr. - 22	Akenten - 8	Harris - 6	Patterson - 4	Akenten - 4
Eastern Kentucky	W	94-72	Harris - 18	Nicholas - 10	Nicholas, Harris - 7	Patterson - 2	Russell, Nicholas - 2
Eastern Kentucky	L	65-87	Harris - 15	Nicholas, Agnew - 7	Harris - 7	Patterson, Agnew - 1	Harris - 4
Eastern Illinois							
SIU Edwardsville							

Game-by-Game Starters

Opponent	W/L	Score	Guard	Guard	Guard	Guard	Forward	First Man Off the Bench
Kansas City	W	71-66	Nicholas	Harris	Reed, Jr.	Russell	Taylor	Akenten, 17 pts., 6 reb., 3 steals, 2 blocks, 32 min.
Southern Illinois	L	79-87 OT	Nicholas	Harris	Reed, Jr.	Russell	Taylor	Johnson, 6 pts., 3 reb., 2 blocks, 14 min.
Lipscomb	W	82-77	Nicholas	Harris	Akenten	Russell	Taylor	Reed, Jr., 19 pts., 23 min.
Lipscomb	L	74-80 OT	Nicholas	Harris	Akenten	Russell	Taylor	Reed, Jr., 5 pts., 3 reb., 30 min.
Evansville	L	63-66 OT	Nicholas	Harris	Akenten	Russell	Taylor	Johnson, 6 pts., 3 reb., 14 min.
UT Martin	L	67-69	Nicholas	Harris	Akenten	Russell	Taylor	Reed, Jr., 10 pts., 27 min.
Indiana State	L	66-72	Nicholas	Harris	Akenten	Russell	Taylor	Reed, Jr., 6 pts., 3 reb., 25 min.
Tennessee Tech	L	63-72	Nicholas	Harris	Akenten	Reed, Jr.	Taylor	Russell, 5 pts., 1 reb., 16 min.
Tennessee State	W	83-79 2OT	Nicholas	Harris	Akenten	Reed, Jr.	Taylor	Patterson, 5 pts., 3 reb., 2 blocks, 11 min.
Belmont	L	66-77	Nicholas	Branson	Akenten	Reed, Jr.	Taylor	Russell, 3 pts., 6 reb., 27 min.
Morehead State	L	50-64	Nicholas	Harris	Akenten	Reed, Jr.	Taylor	Patterson, 2 pts., 4 reb., 3 blocks, 11 min.
Tennessee State	W	63-59	Nicholas	Harris	Akenten	Reed, Jr.	Taylor	Branson, 2 pts., 5 reb., 20 min.
Morehead State	L	65-76	Nicholas	Harris	Akenten	Reed, Jr.	Taylor	Branson, 2 pts., 2 reb., 13 min.
UT Martin	L	66-69	Nicholas	Harris	Akenten	Reed, Jr.	Taylor	Patterson, 4 min.
SIU Edwardsville	W	64-62	Nicholas	Harris	Akenten	Reed, Jr.	Taylor	Patterson, 4 pts., 2 reb., 12 min.
Eastern Illinois	W	75-44	Nicholas	Harris	Akenten	Reed, Jr.	Patterson	Johnson 7 pts., 3 reb., 14 min.
Murray State	L	60-77	Nicholas	Harris	Akenten	Reed, Jr.	Patterson	Branson, 3 reb., 4 assists, 20 min.
Tennessee Tech	W	68-64	Nicholas	Harris	Akenten	Reed, Jr.	Patterson	Love, 14 pts., 2 reb., 21 min.
Jacksonville State	L	54-66	Nicholas	Harris	Akenten	Reed, Jr.	Patterson	Love, 8 pts., 2 assists, 23 min.
Murray State	L	60-80	Nicholas	Harris	Akenten	Reed, Jr.	Patterson	Love, 11 pts., 5 reb., 3 steals, 21 min.
Austin Peay	L	63-78	Nicholas	Harris	Akenten	Reed, Jr.	Patterson	Branson, 2 steals, 5 min.
Austin Peay	W	86-81 OT	Nicholas	Harris	Akenten	Reed, Jr.	Patterson	Branson, 6 pts., 4 reb., 2 assists, 27 min.
Eastern Kentucky	W	94-72	Nicholas	Harris	Akenten	Reed, Jr.	Patterson	Agnew, 2 pts., 3 reb., 15 min.
Eastern Kentucky	L	65-87	Nicholas	Harris	Akenten	Reed, Jr.	Patterson	Agnew, 9 pts., 7 reb., 12 min.
Eastern Illinois								
SIU Edwardsville								

Starting Lineup Combinations

Record	Guard	Guard	Guard	Guard	Forward
1-1	Nicholas	Harris	Reed, Jr.	Russell	Taylor
1-4	Nicholas	Harris	Akenten	Russell	Taylor
3-4	Nicholas	Harris	Akenten	Reed, Jr.	Taylor
0-1	Nicholas	Branson	Akenten	Reed, Jr.	Taylor
4-5	Nicholas	Harris	Akenten	Reed, Jr.	Patterson

	Score	FG-A	Pct.	3FG-A	Pct.	FT-A	Pct.	OFF	DEF	Total	F	A	TO	B	S
Southeast Missouri	**W, 71-66**	**20-41**	**.488**	**10-23**	**.435**	**21-35**	**.600**	**3**	**28**	**31**	**22**	**12**	**17**	**5**	**11**
Kansas City		24-52	.462	4-13	.308	14-23	.609	7	25	32	25	13	17	2	13
Southeast Missouri	**L, 79-87 OT**	**31-74**	**.419**	**6-19**	**.316**	**11-21**	**.524**	**18**	**32**	**50**	**28**	**21**	**13**	**7**	**6**
Southern Illinois		25-58	.431	9-21	.429	28-35	.800	4	33	37	18	13	9	7	5
Southeast Missouri	**W, 82-77**	**30-62**	**.484**	**10-26**	**.385**	**12-16**	**.750**	**11**	**20**	**31**	**12**	**19**	**7**	**1**	**6**
Lipscomb		28-51	.549	10-22	.455	11-14	.786	4	21	25	16	22	13	2	1
Southeast Missouri	**L, 74-80 OT**	**25-55**	**.455**	**6-17**	**.353**	**18-28**	**.643**	**15**	**26**	**41**	**22**	**8**	**21**	**3**	**7**
Lipscomb		26-55	.473	9-20	.450	19-24	.792	3	22	25	24	15	10	3	7
Southeast Missouri	**L, 63-66 OT**	**23-55**	**.418**	**8-16**	**.500**	**9-15**	**.600**	**10**	**31**	**41**	**24**	**9**	**16**	**0**	**4**
Evansville		21-54	.389	8-23	.348	16-22	.727	5	27	32	17	8	9	4	4
Southeast Missouri	**L, 67-69**	**23-51**	**.451**	**9-27**	**.333**	**12-19**	**.632**	**6**	**26**	**32**	**18**	**17**	**11**	**3**	**5**
UT Martin		25-57	.439	7-17	.412	12-17	.706	8	25	33	17	12	9	2	6
Southeast Missouri	**L, 66-72**	**21-52**	**.404**	**6-17**	**.353**	**18-27**	**.667**	**11**	**24**	**35**	**27**	**7**	**19**	**1**	**6**
Indiana State		20-46	.435	4-17	.235	28-35	.800	6	24	30	23	10	15	1	6
Southeast Missouri	**L, 63-72**	**24-54**	**.444**	**7-20**	**.350**	**8-14**	**.571**	**6**	**24**	**30**	**19**	**16**	**19**	**1**	**5**
Tennessee Tech		25-52	.481	6-23	.261	16-25	.640	8	27	35	18	16	17	4	12
Southeast Missouri	**W, 83-79 2OT**	**19-53**	**.358**	**5-21**	**.238**	**40-51**	**.784**	**9**	**22**	**31**	**26**	**10**	**17**	**5**	**14**
Tennessee State		25-54	.463	7-18	.389	22-28	.786	9	31	40	36	16	25	4	5
Southeast Missouri	**L, 66-77**	**24-62**	**.387**	**7-24**	**.292**	**11-15**	**.733**	**12**	**29**	**41**	**18**	**14**	**15**	**4**	**7**
Belmont		30-62	.484	4-20	.200	13-21	.619	9	27	36	8	17	11	6	7
Southeast Missouri	**L, 50-64**	**18-44**	**.409**	**9-22**	**.409**	**5-11**	**.455**	**6**	**26**	**32**	**18**	**13**	**19**	**4**	**5**
Morehead State		23-50	.460	6-16	.375	12-19	.632	7	24	31	16	8	12	2	8
Southeast Missouri	**W, 63-59**	**17-46**	**.370**	**6-22**	**.273**	**23-35**	**.657**	**8**	**28**	**36**	**23**	**9**	**15**	**3**	**7**
Tennessee State		22-56	.393	1-13	.077	14-25	.560	12	28	40	23	9	14	1	6
Southeast Missouri	**L, 65-76**	**20-54**	**.370**	**7-28**	**.250**	**18-27**	**.667**	**7**	**28**	**35**	**25**	**13**	**10**	**0**	**5**
Morehead State		25-48	.521	7-14	.500	19-35	.543	4	29	33	17	16	11	5	5
Southeast Missouri	**L, 66-69**	**24-49**	**.490**	**8-23**	**.348**	**10-17**	**.588**	**7**	**23**	**30**	**13**	**17**	**15**	**0**	**5**
UT Martin		25-50	.500	10-18	.556	9-11	.818	3	20	23	17	15	14	1	10
Southeast Missouri	**W, 64-62**	**20-55**	**.364**	**7-21**	**.333**	**17-32**	**.531**	**12**	**25**	**37**	**17**	**13**	**14**	**1**	**13**
SIU Edwardsville		24-51	.471	4-16	.250	10-15	.667	6	32	38	25	11	21	4	4
Southeast Missouri	**W, 75-44**	**27-57**	**.474**	**6-18**	**.333**	**15-20**	**.750**	**16**	**34**	**50**	**15**	**17**	**15**	**0**	**11**
Eastern Illinois		14-53	.264	9-33	.273	7-11	.636	8	17	25	15	8	15	2	9
Southeast Missouri	**L, 60-77**	**21-48**	**.438**	**8-23**	**.348**	**10-13**	**.769**	**6**	**20**	**26**	**8**	**14**	**13**	**5**	**2**
Murray State		30-59	.508	12-22	.545	5-8	.625	10	22	32	13	20	8	3	8
Southeast Missouri	**W, 68-64**	**22-45**	**.489**	**6-15**	**.400**	**18-19**	**.947**	**4**	**21**	**25**	**17**	**17**	**18**	**2**	**5**
Tennessee Tech		22-53	.415	7-18	.389	13-17	.765	12	20	32	15	14	15	2	8
Southeast Missouri	**L, 54-66**	**17-51**	**.333**	**7-19**	**.368**	**13-26**	**.500**	**7**	**25**	**32**	**18**	**7**	**12**	**0**	**4**
Jacksonville State		26-58	.448	4-25	.160	10-16	.625	11	33	44	25	13	15	8	4
Southeast Missouri	**L, 60-80**	**23-58**	**.397**	**6-22**	**.273**	**8-13**	**.615**	**10**	**24**	**34**	**10**	**8**	**14**	**2**	**7**
Murray State		31-53	.585	9-19	.474	9-14	.643	3	27	30	12	16	14	2	5
Southeast Missouri	**L, 63-78**	**25-56**	**.446**	**6-19**	**.316**	**7-9**	**.778**	**9**	**25**	**34**	**20**	**12**	**21**	**1**	**7**
Austin Peay		27-57	.474	7-22	.318	17-24	.708	9	23	32	16	11	13	3	12
Southeast Missouri	**W, 86-81 OT**	**29-60**	**.483**	**7-21**	**.333**	**21-33**	**.636**	**16**	**24**	**40**	**21**	**15**	**21**	**5**	**13**
Austin Peay		25-60	.417	9-21	.429	22-24	.917	13	19	32	24	16	21	4	13
Southeast Missouri	**W, 94-72**	**35-60**	**.583**	**14-25**	**.560**	**10-14**	**.714**	**12**	**35**	**47**	**15**	**26**	**23**	**3**	**6**
Eastern Kentucky		25-49	.362	11-28	.393	11-17	.647	14	14	28	15	12	13	7	7
Southeast Missouri	**L, 65-87**	**21-55**	**.382**	**6-22**	**.273**	**17-20**	**.850**	**5**	**25**	**30**	**15**	**15**	**16**	**2**	**8**
Eastern Kentucky		31-61	.508	14-23	.609	11-19	.579	8	31	39	18	19	16	5	10
Southeast Missouri															
Eastern Illinois															
Southeast Missouri															
SIU Edwardsville															

2020-21 Game-by-Game Leaders Summary (# of Games)

Points

Chris Harris	8
Erick Reed, Jr.	7
Nana Akenten	5
DQ Nicholas	3
Manny Patterson	1
Jordan Love	1

Rebounds

DQ Nicholas	9
Nana Akenten	6
Nolan Taylor	4
Nygal Russell	4
Chris Harris	2
Manny Patterson	1
Jordan Love	1
Darrious Agnew	1

Assists

Chris Harris	11
DQ Nicholas	10
Jordan Love	3
Nolan Taylor	2
Eric Reed, Jr.	2
Dylan Branson	2
Nygal Russell	2
Nana Akenten	1

Blocks

Manny Patterson	8
Nate Johnson	4
Nana Akenten	4
Nolan Taylor	2
DQ Nicholas	2
Dylan Branson	2
Darrious Agnew	2
Jordan Love	2
Eric Reed, Jr.	1
Nygal Russell	1
Chris Harris	1

Steals

DQ Nicholas	9
Jordan Love	7
Nygal Russell	7
Nana Akenten	6
Eric Reed, Jr.	3
Chris Harris	3
Dylan Branson	1

Dunks (# for 2020-21 Season)

Nygal Russell	7
Nana Akenten	5
Nate Johnson	2
Jordan Love	1

Games Played/Started

	2020-21	Career
Nygal Russell	24/8	83/24
DQ Nicholas	24/24	54/43
Jordan Love	20/0	45/4
Darrious Agnew	15/0	37/5
Evan Morrison	5/0	22/0
Chris Harris	23/23	25/23
Nolan Taylor	18/15	18/15
Eric Reed, Jr.	24/19	24/19
Nana Akenten	24/21	24/21
Nate Johnson	22/0	22/0
Dylan Branson	24/2	24/2
Manny Patterson	19/9	19/9
Parker Long	12/0	12/0

Career Ledger

Double-Digit Point Games

	2020-21	Career
DQ Nicholas	10	19
Chris Harris	17	19
Nygal Russell	2	13
Eric Reed, Jr.	11	11
Nana Akenten	9	9
Nolan Taylor	8	8
Jordan Love	4	6
Darrious Agnew	1	4
Manny Patterson	3	3
Dylan Branson	1	1

Double-Digit Rebound Games

	2020-21	Career
Nygal Russell	1	1
Nana Akenten	1	1
DQ Nicholas	1	1

20+ Point Games

	2020-21	Career
DQ Nicholas	1	4
Chris Harris	2	2
Eric Reed, Jr.	2	2
Manny Patterson	1	1
Nygal Russell	-	1

8+ Rebound Games

	2020-21	Career
Nana Akenten	4	4
DQ Nicholas	4	4
Nygal Russell	2	3
Nolan Taylor	2	2

5+ Assist Games

	2020-21	Career
Nygal Russell	1	5
DQ Nicholas	6	7
Chris Harris	6	6
Jordan Love	-	1
Nolan Taylor	1	1
Nana Akenten	1	1
Eric Reed, Jr.	1	1

3+ Steal Games

	2020-21	Career
DQ Nicholas	3	4
Nygal Russell	1	3
Jordan Love	3	3
Nana Akenten	3	3
Chris Harris	3	3
Eric Reed, Jr.	2	2

Double-Doubles

	2020-21	Career
Nana Akenten	1	1

SEMO's 2020-21 Record:

At Home	7-6
On the Road	1-9
At Neutral Sites	1-0
In Ohio Valley Conference Games	7-11
In November	1-0
In December	1-6
In January	4-4
In February	3-5
In March	0-0
Leading at the Half	6-4
Trailing at the Half	3-8
Tied at the Half	0-3
In Overtime Games	2-3
The Redhawks Score First	5-6
In 1-4 Point Games	4-3
In 5-9 Point Games	3-4
In 10-14 Point Games	0-4
In 15+ Point Games	2-4
Leading with Five Minutes Left in Regulation	6-2
Trailing with Five Minutes Left in Regulation	3-13
Tied with Five Minutes Left in Regulation	0-0
Scoring Less than 50 Points	0-0
Scoring 50-59 Points	0-2
Scoring 60-69 Points	3-11
Scoring 70-79 Points	2-2
Scoring 80-89 Points	3-0
Scoring 90-99 Points	1-0
Scoring 100 or more Points	0-0
Giving up Less Than 50 Points	1-0
Giving up 50-59 Points	1-0
Giving up 60-69 Points	3-5
Giving up 70-79 Points	3-6
Giving up 80-89 Points	1-4
Giving up 90-99 Points	0-0
Giving up 100 or more Points	0-0
Shooting 50% or Better from the Field	1-0
Shooting Less Than 50% from the Field	8-15
Opponent Shoots 50% or Better from the Field	1-5
Opponent Shoots Less Than 50% from the Field	8-10
Outshooting Opponent	5-2
Outshot by Opponent	4-13
Field Goal Percentage is Tied	0-0
Shooting 50% or Better from 3-Point Range	1-1
Shooting Less Than 50% from 3-Point Range	8-14
Opponent Shoots 50% or Better from 3-Point Range	0-4
Opponent Shoots Less Than 50% from 3-Point Range	9-11
Shooting 50% or Better from the Free Throw Line	9-14
Shooting Less Than 50% from the Free Throw Line	0-1
Opponent Shoots 50% or Better from the Free Throw Line	9-14
Opponent Shoots Less Than 50% from the Free Throw Line	0-1
Shooting More Free Throws Than Opponent	8-5
Shooting Less Free Throws Than Opponent	1-9
Free Throws are Tied	0-1
Southeast's Starters Outscore Opponent's Starters	4-0
Opponent's Starters Outscore Southeast's Starters	5-15
Starter Scoring is Tied	0-0
Bench Outscores Opponent	8-11
Opponent Bench Outscores Southeast	1-4
Bench Scoring is Tied	0-0
Bench Contributes Double Figures in Points	9-15
No Redhawk Players Score Double Figures	0-0
Two Redhawk Players Score Double Figures	0-7
3+ Redhawk Players Score Double Figures	8-6
Outrebounding an Opponent	4-10
Opponent Outrebounds Southeast	5-5
Rebounds are Tied	0-0
Getting 10+ Assists	8-10
Getting 10+ Steals	5-0
Getting 5+ Blocks	3-2
Forcing more Turnovers than Opponent	3-4
Committing more Turnovers than Opponent	3-9
Turnovers are Tied	3-2

// Forward
// 6-8 // 220
// Senior (4)
// Starkville, Miss.
// Starkville H.S.
// East Mississippi CC

DARRIOUS AGNEW | 44

2020-21: Played in 14 games off the bench...Saw his first action of the season when he logged 12 minutes at Indiana State (12/22)...Made a 3-pointer at Belmont (1/7)...Averages 4.3 points per game...Scored a season-high 12 points and made a 3-pointer to send the game to overtime in the Redhawks thrilling win vs. Austin Peay (2/16)...Pulled down a career-high seven rebounds vs. Eastern Kentucky (2/22).

Agnew's Game-by-Game Statistics

2020-21	FG	3P	FT	O/D	REB	F	PTS	A	TO	B	S	M
vs. Kansas City	DNP	-	-	-	-	-	-	-	-	-	-	-
Southern Illinois	DNP	-	-	-	-	-	-	-	-	-	-	-
Lipscomb	DNP	-	-	-	-	-	-	-	-	-	-	-
at Lipscomb	DNP	-	-	-	-	-	-	-	-	-	-	-
at Evansville	DNP	-	-	-	-	-	-	-	-	-	-	-
UT Martin	DNP	-	-	-	-	-	-	-	-	-	-	-
at Indiana State	1-2	0-0	0-0	0/2	2	2	2	0	0	1	1	12
at Tennessee Tech	0-1	0-0	0-0	0/0	0	0	0	0	0	0	0	3
Tennessee State	0-0	0-0	1-2	1/1	2	0	1	0	2	0	1	5
at Belmont	1-1	1-1	1-2	0/0	0	2	4	0	1	1	0	4
Morehead State	DNP	-	-	-	-	-	-	-	-	-	-	-
at Tennessee State	DNP	-	-	-	-	-	-	-	-	-	-	-
at Morehead State	DNP	-	-	-	-	-	-	-	-	-	-	-
at UT Martin	1-3	0-1	3-3	0/1	1	1	5	0	0	0	0	9
SIU Edwardsville	0-1	0-0	0-0	0/0	0	1	0	0	0	0	0	3
Eastern Illinois	1-3	0-0	4-4	2/0	2	3	6	0	2	0	0	10
Murray State	2-4	0-0	0-1	1/4	5	0	4	1	0	1	0	19
Tennessee Tech	0-1	0-0	0-0	0/0	0	0	0	0	2	0	0	2
Jacksonville State	0-1	0-0	3-4	1/2	3	2	3	1	0	0	0	6
at Murray State	3-7	0-0	2-6	2/3	5	2	8	0	1	0	0	7
at Austin Peay	4-6	0-0	1-3	4/1	5	0	9	0	0	0	1	17
Austin Peay	4-7	1-1	3-8	3/0	3	4	12	1	0	0	0	21
Eastern Kentucky	1-2	0-0	0-0	1/2	3	1	2	2	1	0	0	15
Eastern Kentucky	4-8	0-0	1-2	2/5	7	0	9	1	0	1	1	12
at Eastern Illinois												
at SIU Edwardsville												
Totals	22-47	2-3	19-35	17/21	38	18	65	6	9	4	4	145

* - Game Started

2020-21 Season-Highs

Points	12	vs. Austin Peay (2/16/21)
Total Rebounds	7	vs. Eastern Kentucky (2/22/21)
Offensive	4	at Austin Peay (2/13/21)
Defensive	5	vs. Eastern Kentucky (2/22/21)
FG Made	4	3x, last vs. Eastern Kentucky (2/22/21)
FG Attempted	8	vs. Eastern Kentucky (2/22/21)
3-Point FG Made	1	2x, last vs. Austin Peay (2/16/21)
3-Point FG Attempted	1	3x, last vs. Austin Peay (2/16/21)
FT Made	4	vs. Eastern Illinois (1/30/21)
FT Attempted	8	vs. Austin Peay (2/16/21)
Assists	2	vs. Eastern Kentucky (2/20/21)
Blocks	1	5x, last vs. Eastern Kentucky (2/22/21)
Steals	1	4x, last vs. Eastern Kentucky (2/22/21)
Minutes	21	vs. Austin Peay (2/16/21)

Career-Highs

Points	17	at Youngstown State (12/15/19)
Total Rebounds	7	vs. Eastern Kentucky (2/22/21)
Offensive	4	at Austin Peay (2/13/21)
Defensive	5	vs. Eastern Kentucky (2/22/21)
FG Made	8	at Youngstown State (12/15/19)
FG Attempted	14	at Youngstown State (12/15/19)
3-Point FG Made	1	3x, last at Belmont (1/7/21)
3-Point FG Attempted	2	vs. Cal State Fullerton (11/27/19)
FT Made	5	at Santa Clara (11/29/19)
FT Attempted	8	vs. Austin Peay (2/16/21)
Assists	4	at Drake (12/7/19)
Blocks	1	4x, last vs. Eastern Kentucky (2/22/21)
Steals	2	3x, last at Youngstown State (12/15/19)
Minutes	22	vs. Murray State (1/18/20)

Agnew's Career Statistics at Southeast Missouri

Overall

Season	G-GS	Min	Avg	FG-FGA	Pct	3FG-3FGA	Pct	FT-FTA	Pct	Off	Def	Tot	Avg	PF	FO	A	TO	Blk	Stl	Pts	Avg
2019-20	22-5	234	10.6	39-93	.419	2-8	.250	23-35	.657	15	31	46	2.1	35	1	10	20	0	11	103	4.7
2020-21	15-0	155	10.3	22-47	.468	2-3	.667	19-35	.543	17	21	38	2.5	18	0	6	9	4	4	65	4.3
Total	37-5	389	10.5	61-140	.436	4-11	.364	42-70	.600	32	52	84	2.3	53	1	16	29	4	15	168	4.5

Ohio Valley Conference Games Only

Season	G-GS	Min	Avg	FG-FGA	Pct	3FG-3FGA	Pct	FT-FTA	Pct	Off	Def	Tot	Avg	PF	FO	A	TO	Blk	Stl	Pts	Avg
2019-20	9-0	59	6.6	5-21	.238	0-1	.000	6-9	.667	3	8	11	1.2	9	1	3	4	0	2	16	1.8
2020-21	14-0	143	10.2	21-45	.467	2-3	.667	19-35	.543	17	19	36	2.6	16	0	6	9	3	3	63	4.5
Total	23-0	202	8.8	26-66	.394	2-4	.500	25-44	.568	20	27	47	2.0	25	1	9	13	3	5	79	3.4

NANA AKENTEN | 21

2020-21: Ranks third on the team in scoring and first in rebounding with 9.1 points and 5.8 rebounds per game, respectively...Is the Redhawks best free throw shooter (.750, 21-of-28)...Ranks first on the team in 3-point field goals made (48)...Is third on the team with eight blocks...Ranks 10th in the league in rebounding, 14th in steals (1.3 spg), sixth in 3-point field goals made (2.0 per game), 15th in 3-point field goal percentage (.361), seventh in defensive rebounds (4.7 per game) and 39th in minutes played (27 mpg)...Made a big Southeast Missouri debut when he came off the bench to score 17 points, including 16 in the first half at Kansas City (11/28)...Shot 6-of-12 from the field and finished with a game-high four 3-pointers against the Roos...Had two assists, three steals, two blocks and made a beyond halfcourt shot in that game...Followed that up with eight points and eight rebounds vs. Southern Illinois (12/2)...Scored nine points and had seven rebounds in his first career SEMO start vs. Lipscomb (12/7)...Started 19 games...Scored double figures in nine contests...Became the first Redhawk to get a double-double in 2020-21 when he scored 20 points and grabbed 11 rebounds at Belmont (1/7)...Leads the team with 32 steals...Made four or more 3-pointers in five games...Had a season-best five steals vs. Eastern Illinois (1/30)...Buried a season-best five threes vs. Eastern Kentucky (2/20).

Nebraska: Played in 28 games in 2018-19, averaging 4.3 points and 2.5 rebounds per game while being one of the Huskers' first subs off the bench... His two starts came against Oklahoma State and Cal State Fullerton...Ranked sixth on the team with 24 three-pointers and shot 30 percent from long range...Reached double figures three times with a career-high 19 points in 13 minutes against Mississippi Valley State in the season-opener...Made a career-high five 3-pointers in that game, one of four contests with at least three 3-pointers...Had 11 points on 4-of-6 shooting in a win over Missouri State and 11 points on 5-of-7 field goals at #9 Michigan...Scored five or more points 10 times, including three times in Big Ten Conference play...Missed Nebraska's last six games due to a suspension for violation of team rules that led to his decision to transfer on Apr. 17, 2019...Provided depth on the wing as a freshman in 2017-18...Saw action in seven games, tallying seven points and two rebounds in 21 minutes...Made 3-pointers against Marist and Delaware State...Played a season-high six minutes at #3 Michigan State.

Akenten's Game-by-Game Statistics

2020-21	FG	3P	FT	O/D	REB	F	PTS	A	TO	B	S	M
vs. Kansas City	6-12	4-9	1-2	0/6	6	2	17	2	2	2	3	32
Southern Illinois	3-7	1-4	1-2	1/7	8	5	8	1	5	2	1	32
Lipscomb*	3-10	3-6	0-0	3/4	7	1	9	0	1	0	0	29
at Lipscomb*	1-3	0-2	0-0	1/3	4	2	2	2	2	1	1	22
at Evansville*	4-6	4-4	2-2	3/2	5	3	14	0	1	0	0	28
UT Martin*	2-7	1-5	0-0	0/3	3	2	5	2	1	0	1	30
at Indiana State*	1-5	0-3	2-3	1/3	4	5	4	1	1	0	2	20
at Tennessee Tech*	3-13	2-8	0-0	1/8	9	3	8	2	3	0	0	33
Tennessee State*	1-5	0-4	4-4	0/6	6	3	6	0	3	0	2	37
at Belmont*	7-17	3-11	3-4	1/10	11	3	20	2	1	0	2	35
Morehead State*	5-9	4-7	0-1	2/3	5	2	14	0	3	1	1	28
at Tennessee State*	1-8	0-5	0-0	0/5	5	2	2	1	0	0	1	16
at Morehead State*	2-8	1-7	2-2	1/7	8	3	7	2	2	0	2	27
at UT Martin*	7-11	4-7	0-0	1/6	7	2	18	0	1	0	0	28
SIU Edwardsville*	3-7	3-4	1-2	2/2	4	3	10	1	3	0	2	26
Eastern Illinois*	5-10	3-7	0-0	1/4	5	1	13	2	3	0	5	27
Murray State *	2-7	1-5	0-0	1/1	2	1	5	1	2	0	0	22
Tennessee Tech	2-3	1-1	0-0	0/2	2	2	5	2	0	0	1	20
Jacksonville State*	1-5	1-4	1-2	1/5	6	1	4	0	2	0	2	25
at Murray State*	2-6	1-5	0-0	0/4	4	0	5	1	2	0	1	23
at Austin Peay*	2-5	2-5	0-0	0/6	6	4	6	1	1	1	0	23
Austin Peay*	2-6	1-4	4-4	2/6	8	1	9	1	2	1	4	30
Eastern Kentucky*	5-8	5-7	0-0	2/4	6	3	15	0	7	0	0	22
Eastern Kentucky*	5-11	3-9	0-0	1/6	7	2	13	0	2	0	1	32
at Eastern Illinois												
at SIU Edwardsville												
Totals	75-189	48-133	21-28	25/113	138	56	219	24	50	8	32	647

* - Game Started

2020-21 Season/Career-Highs

Points	20	at Belmont (1/7/21)
Total Rebounds	11	at Belmont (1/7/21)
Offensive	3	2x, last at Evansville (12/15/20)
Defensive	10	at Belmont (1/7/21)
FG Made	7	2x, last at UT Martin (1/26/21)
FG Attempted	17	at Belmont (1/7/21)
3-Point FG Made	5	vs. Eastern Kentucky (2/20/21)
3-Point FG Attempted	11	at Belmont (1/7/21)
FT Made	4	2x, last vs. Austin Peay (2/16/21)
FT Attempted	4	3x, last vs. Austin Peay (2/16/21)
Assists	2	7x, last vs. Eastern Illinois (1/30/21)
Blocks	2	2x, last vs. Southern Illinois (12/2/20)
Steals	5	vs. Eastern Illinois (1/30/21)
Minutes	37	vs. Tennessee State (1/2/21)

Akenten's Career Statistics at Southeast Missouri

Overall

Season	G-GS	Min	Avg	FG-FGA	Pct	3FG-3FGA	Pct	FT-FTA	Pct	Off	Def	Tot	Avg	PF	FO	A	TO	Blk	Stl	Pts	Avg
2020-21	24-21	647	27.0	75-189	.397	48-133	.361	21-28	.750	25	113	138	5.8	56	2	24	50	8	32	219	9.1

Ohio Valley Conference Games Only

Season	G-GS	Min	Avg	FG-FGA	Pct	3FG-3FGA	Pct	FT-FTA	Pct	Off	Def	Tot	Avg	PF	FO	A	TO	Blk	Stl	Pts	Avg
2020-21	18-17	484	26.9	57-146	.390	36-105	.343	15-19	.789	16	88	104	5.8	38	0	18	38	3	25	165	9.2

// Guard
// 6-5 // 220
// Freshman (1)
// St. Louis, Mo.
// Mehlville H.S.

DYLAN BRANSON | 33

2020-21: Saw limited action off the bench in 22 games...Made two starts...Put up double figures in the scoring column for the first time when he finished with 12 points on three 3-pointers and three free throws at Indiana State (12/22)...Scored the first points of his college career when he finished with two vs. Southern Illinois (12/2)...Also had four rebounds and dished out three assists in eight minutes against the Salukis...Played five minutes in his first career college game at Kansas City (11/28)...Had one steal against the Roos... Logged 13 minutes and scored two points at Lipscomb (12/9)...Splashed in the first 3-pointer of his career at Evansville (12/15)...Made two 3-pointers vs. Morehead State (1/16)...Grabbed a season-best five rebounds at Tennessee State (1/19)...Averages 3.2 points and 2.4 rebounds...Made a 3-pointer in eight contests...Dished out a season-high four assists vs. Murray State (2/1).

Prep: Versatile player who attended Mehlville High School where he helped turn around a program that went 9-14 his freshman year...Mehlville claimed two MSHSAA Class 5 District titles along the way...Averaged 16 points, six rebounds and six assists as a senior...Scored double figures 24 times and finished with over 20 points on six occasions that year.

Personal: Born October 21, 2001...Majoring in Social Studies...Son of Jeff and Kathleen Branson...Has four siblings, including Christian (brother), King (brother), Davion (brother) and Danielle (sister).

Branson's Game-by-Game Statistics

2020-21	FG	3P	FT	O/D	REB	F	PTS	A	TO	B	S	M
vs. Kansas City	0-0	0-0	0-0	0/0	0	1	0	0	2	0	1	5
Southern Illinois	1-3	0-1	0-0	1/3	4	3	2	3	0	0	0	8
Lipscomb	0-1	0-1	0-0	0/0	0	1	0	1	0	0	0	8
at Lipscomb	1-1	0-0	0-0	0/0	0	3	2	1	2	0	0	13
at Evansville	1-1	1-1	0-0	0/0	0	1	3	1	0	0	0	11
UT Martin	0-0	0-0	0-0	0/1	1	1	0	0	0	0	0	7
at Indiana State	3-3	3-3	3-4	1/3	4	2	12	1	4	0	0	20
at Tennessee Tech	1-1	0-0	0-0	0/0	0	1	2	1	2	1	0	11
Tennessee State	0-1	0-0	0-0	1/1	2	5	0	2	1	0	1	22
at Belmont*	0-1	0-1	3-3	2/2	4	0	3	2	1	0	0	18
Morehead State	2-3	2-2	0-0	0/4	4	1	6	0	2	0	1	19
at Tennessee State	1-2	0-0	0-0	4/1	5	3	2	1	1	0	0	20
at Morehead State	1-2	0-1	0-0	0/2	2	5	2	1	1	0	0	13
at UT Martin	1-1	1-1	0-0	1/0	1	0	3	3	0	0	0	15
SIU Edwardsville	2-4	2-2	2-2	0/4	4	1	8	3	1	0	0	23
Eastern Illinois	3-4	1-2	0-0	2/3	5	1	7	1	2	0	0	22
Murray State	0-1	0-1	0-0	1/2	3	1	0	4	3	1	0	20
Tennessee Tech*	0-1	0-0	2-2	0/5	5	1	2	1	1	0	0	20
Jacksonville State	0-0	0-0	0-0	0/3	3	2	0	1	3	0	1	13
at Murray State	2-2	2-2	0-0	0/2	2	2	6	0	1	1	0	16
at Austin Peay	0-1	0-1	0-0	0/0	0	2	0	0	5	0	2	9
Austin Peay	3-6	0-2	0-0	3/1	4	4	6	2	3	0	1	27
Eastern Kentucky	3-6	1-4	0-0	0/3	3	4	7	1	1	1	0	20
Eastern Kentucky	1-4	0-0	2-2	1/0	1	2	4	1	1	0	1	22
at Eastern Illinois												
at SIU Edwardsville												
Totals	26-49	13-25	12-13	17/40	57	47	77	31	37	4	8	382

* - Game Started

2020-21 Season/Career-Highs

Points	12	at Indiana State (12/22/20)
Total Rebounds	5	3x, last vs. Tennessee Tech (2/4/21)
Offensive	4	at Tennessee State (1/19/21)
Defensive	5	vs. Tennessee Tech (2/4/21)
FG Made	3	4x, last vs. Eastern Kentucky (2/20/21)
FG Attempted	6	2x, last vs. Eastern Kentucky (2/20/21)
3-Point FG Made	3	at Indiana State (12/22/20)
3-Point FG Attempted	4	vs. Eastern Kentucky (2/20/21)
FT Made	3	2x, last at Belmont (1/7/21)
FT Attempted	4	at Indiana State (12/22/20)
Assists	4	vs. Murray State (2/1/21)
Blocks	1	4x, last vs. Eastern Kentucky (2/20/21)
Steals	2	at Austin Peay (2/13/21)
Minutes	27	vs. Austin Peay (2/16/21)

Branson's Career Statistics at Southeast Missouri

Overall

Season	G-GS	Min	Avg	FG-FGA	Pct	3FG-3FGA	Pct	FT-FTA	Pct	Off	Def	Tot	Avg	PF	FO	A	TO	Blk	Stl	Pts	Avg
2020-21	24-2	382	15.9	26-49	.531	13-25	.520	12-13	.923	17	40	57	2.4	47	2	31	37	4	8	77	3.2

Ohio Valley Conference Games Only

Season	G-GS	Min	Avg	FG-FGA	Pct	3FG-3FGA	Pct	FT-FTA	Pct	Off	Def	Tot	Avg	PF	FO	A	TO	Blk	Stl	Pts	Avg
2020-21	18-2	317	17.6	20-40	.500	9-19	.474	9-9	1.000	15	34	49	2.7	36	2	24	29	4	7	58	3.2

// Guard
// 6-3 // 205
// Junior (4)
// Antioch, Ill.
// Lake Forest Academy
// John A. Logan College

CHRIS HARRIS | 5

2020-21: Missed one game at Belmont (1/7) due to a thumb injury...Leads the Redhawks in scoring (12.6 ppg) and is second in field goals made (84) through 23 starts...Is second on the team in 3-point field goals made (35)... Ranks 17th in the Ohio Valley Conference in scoring...Is second on the team and ninth in the conference in free throw percentage (.748)...Also ranks 14th in 3-point field goals made (1.5 per game) and 13th among league foes in minutes played (29.9 mpg)...Became the first Redhawk to score 20 points this season when he dropped in 21 at Lipscomb (12/9)...Poured in a career-high 23 points and made the game-tying 3-pointer with eight seconds left vs. UT Martin (12/18)...Scored 19 points vs. Lipscomb (12/7)...Scored 18 points and played 35 minutes at Kansas City (11/28)...Made five free throws, buried three 3-pointers, grabbed three rebounds and dished out four assists in the Redhawks season-opener...Added 15 points and had five assists vs. Southern Illinois (12/2)...Scored double figures in 18 of his 23 career games...Finished as the Redhawks top scorer in eight contests...Buried multiple 3-pointers in 10 of his starts...Made two big free throws in the final 14 seconds and scored 17 points at Tennessee State (1/19)...Scored double figures 17 times.

Harris' Game-by-Game Statistics

2020-21	FG	3P	FT	O/D	REB	F	PTS	A	TO	B	S	M
vs. Kansas City*	5-9	3-6	5-11	1/2	3	1	18	4	4	0	0	35
Southern Illinois*	6-15	1-6	2-2	1/0	1	5	15	5	2	0	1	22
Lipscomb*	7-13	3-7	2-2	0/0	0	0	19	3	2	0	1	30
at Lipscomb*	7-17	4-8	3-8	0/2	2	2	21	0	4	0	0	35
at Evansville*	1-9	0-3	2-3	0/2	2	4	4	0	4	0	0	25
UT Martin*	7-14	2-5	7-10	0/1	1	2	23	1	3	0	0	32
at Indiana State*	5-12	1-4	5-7	1/5	6	1	16	2	2	0	0	36
at Tennessee Tech*	3-9	2-4	3-4	0/3	3	2	11	2	3	0	0	24
Tennessee State*	4-18	3-10	6-7	0/1	1	4	17	1	1	2	1	43
at Belmont	DNP	-	-	-	-	-	-	-	-	-	-	-
Morehead State*	2-10	1-6	0-0	0/2	2	1	5	3	0	0	2	28
at Tennessee State*	3-8	1-4	10-12	0/5	5	2	17	3	3	0	0	33
at Morehead State*	1-12	1-8	7-8	0/3	3	4	10	2	1	0	0	29
at UT Martin*	4-7	3-6	1-1	0/2	2	1	12	4	5	0	0	29
SIU Edwardsville*	2-9	0-5	3-4	1/4	5	2	7	3	2	0	1	26
Eastern Illinois*	5-7	1-2	0-0	0/4	4	2	11	5	2	0	5	25
Murray State*	2-8	0-5	6-6	0/0	0	0	10	2	0	0	1	25
Tennessee Tech*	3-5	2-2	5-5	0/0	0	3	13	5	5	0	0	30
Jacksonville State*	0-9	0-5	2-2	0/1	1	1	2	1	2	0	0	25
at Murray State*	1-7	0-4	0-0	0/1	1	1	2	2	2	0	2	23
at Austin Peay*	3-10	1-5	2-2	1/0	1	2	9	2	2	0	1	29
Austin Peay*	3-8	0-4	8-12	0/4	4	1	14	6	3	0	3	39
Eastern Kentucky*	6-8	4-5	2-4	0/2	2	1	18	7	3	0	0	33
Eastern Kentucky*	4-10	2-6	5-5	0/2	2	2	15	7	4	0	4	32
at Eastern Illinois												
at SIU Edwardsville												
Totals	84-234	35-114	86-115	5/46	51	44	289	70	59	2	22	688

* - Game Started

2020-21 Season-Highs

Points	23	vs. UT Martin (12/18/20)
Total Rebounds	6	at Indiana State (12/22/20)
Offensive	1	5x, last at Austin Peay (2/13/21)
Defensive	5	2x, last at Tennessee State (1/19/21)
FG Made	7	3x, last vs. UT Martin (12/18/20)
FG Attempted	18	vs. Tennessee State (1/2/21)
3-Point FG Made	4	2x, last vs. Eastern Kentucky (2/20/21)
3-Point FG Attempted	10	vs. Tennessee State (1/2/21)
FT Made	10	at Tennessee State (1/19/21)
FT Attempted	12	2x, last vs. Austin Peay (2/16/21)
Assists	7	2x, last vs. Eastern Kentucky (2/22/21)
Blocks	2	vs. Tennessee State (1/2/21)
Steals	4	vs. Eastern Kentucky (2/22/21)
Minutes	43	vs. Tennessee State (1/2/21)

Career-Highs

Points	23	vs. UT Martin (12/18/20)
Total Rebounds	6	at Indiana State (12/22/20)
Offensive	1	5x, last at Austin Peay (2/13/21)
Defensive	5	3x, last at Tennessee State (1/19/21)
FG Made	7	3x, last vs. UT Martin (12/18/20)
FG Attempted	18	vs. Tennessee State (1/2/21)
3-Point FG Made	4	2x, last vs. Eastern Kentucky (2/20/21)
3-Point FG Attempted	10	vs. Tennessee State (1/2/21)
FT Made	10	at Tennessee State (1/19/21)
FT Attempted	12	2x, last vs. Austin Peay (2/16/21)
Assists	7	2x, last vs. Eastern Kentucky (2/22/21)
Blocks	2	vs. Tennessee State (1/2/21)
Steals	4	vs. Eastern Kentucky (2/22/21)
Minutes	43	vs. Tennessee State (1/2/21)

Harris' Career Statistics at Southeast Missouri

Overall

Season	G-GS	Min	Avg	FG-FGA	Pct	3FG-3FGA	Pct	FT-FTA	Pct	Off	Def	Tot	Avg	PF	FO	A	TO	Blk	Stl	Pts	Avg
2019-20	2-0	74	37.0	9-15	.600	5-7	.714	8-10	.800	0	6	6	3.0	5	0	2	5	1	0	31	15.5
2020-21	23-23	688	29.9	84-234	.359	35-120	.292	86-115	.748	5	46	51	2.2	44	1	70	59	2	22	289	12.6
Total	25-23	742	29.7	93-249	.373	40-127	.315	94-125	.752	5	52	57	2.3	49	1	72	64	3	22	320	12.8

Ohio Valley Conference Games Only

Season	G-GS	Min	Avg	FG-FGA	Pct	3FG-3FGA	Pct	FT-FTA	Pct	Off	Def	Tot	Avg	PF	FO	A	TO	Blk	Stl	Pts	Avg
2020-21	17-17	505	29.7	53-159	.333	23-86	.267	67-82	.817	2	35	37	2.2	31	0	56	41	2	20	196	11.5

// Center
// 6-9 // 250
// Junior (3)
// Broward County, Fla.
// American Heritage H.S.
// Seminole State CC

NATE JOHNSON | 14

2020-21: Was sick and did not play at Murray State (2/12) and at Austin Peay (2/13)...Saw action in 22 games off the bench...Averages 2.5 points and 2.1 rebounds per contest...Scored his first career points as a Redhawk vs. Southern Illinois (12/2)...Scored a season-high seven points vs. Eastern Illinois (1/30)...Grabbed a season-best five rebounds at Lipscomb (12/9)...Pulled down four rebounds, dished out two assists and had one block in 14 minutes at Kansas City (11/28), his first NCAA Division I appearance...Finished with two points and five rebounds at Lipscomb (12/9)...Ranks second on the team with nine blocks...Posted a season-high three blocks vs. Murray State (2/1).

Seminole State College: Spent the 2019-20 campaign at Seminole State College in Oklahoma...Was his team's top scorer and rebounder with a near double-double 12.3 points and nine rebounds per game...Also led the team in field goal percentage (.577) and blocks (25).

St. Petersburg College: Played his freshman season at St. Petersburg College in 2018-19...Averaged six points and five rebounds that year.

Prep: Played power forward at American Heritage High School.

Personal: Born February 5, 2000...Majoring in Psychology...Son of Wilt Johnson and Debbian Sinclair...Siblings are Chad Graham (brother), Armani Jackson (step brother) and Chanel Jackson (step sister).

Johnson's Game-by-Game Statistics

2020-21	FG	3P	FT	O/D	REB	F	PTS	A	TO	B	S	M
vs. Kansas City	0-0	0-0	0-1	1/3	4	2	0	2	0	1	0	14
Southern Illinois	3-5	0-0	0-0	1/2	3	0	6	1	0	2	0	14
Lipscomb	1-1	0-0	0-0	1/3	4	1	2	0	1	0	0	12
at Lipscomb	1-3	0-0	0-0	3/2	5	1	2	1	0	0	0	10
at Evansville	2-3	0-0	2-2	3/0	3	3	6	0	0	0	0	15
UT Martin	1-2	0-0	0-1	0/2	2	1	2	0	0	1	0	9
at Indiana State	0-0	0-0	0-0	0/0	0	1	0	0	1	0	0	1
at Tennessee Tech	0-0	0-0	0-0	0/0	0	0	0	0	0	0	0	3
Tennessee State	1-1	0-0	0-0	1/0	1	0	2	0	0	0	1	7
at Belmont	1-2	0-0	0-2	2/1	3	3	2	0	1	1	0	7
Morehead State	0-1	0-0	0-1	0/0	0	3	0	0	0	0	0	7
at Tennessee State	0-1	0-0	0-0	0/1	1	2	0	0	0	0	1	5
at Morehead State	1-2	0-0	0-0	0/1	1	0	2	0	1	0	0	7
at UT Martin	2-4	0-0	1-3	1/0	1	1	5	0	0	0	0	6
SIU Edwardsville	1-1	0-0	1-2	0/3	3	1	3	1	1	0	0	6
Eastern Illinois	3-3	0-0	1-2	0/3	3	1	7	0	1	0	1	14
Murray State	1-1	0-0	0-0	0/1	1	1	2	1	0	3	0	10
Tennessee Tech	1-1	0-0	0-1	2/1	3	1	2	0	2	1	0	12
Jacksonville State	1-4	0-0	2-3	1/1	2	2	4	0	2	0	0	14
at Murray State	DNP	-	-	-	-	-	-	-	-	-	-	-
at Austin Peay	DNP	-	-	-	-	-	-	-	-	-	-	-
Austin Peay	1-1	0-0	1-2	1/4	5	3	3	0	3	0	0	8
Eastern Kentucky	2-4	0-0	0-0	1/1	2	1	4	0	1	0	1	7
Eastern Kentucky	0-1	0-0	1-2	0/0	0	1	1	0	0	0	0	4
at Eastern Illinois												
at SIU Edwardsville												
Totals	23-41	0-0	9-23	18/29	47	24	55	6	14	9	4	192

* - Game Started

2020-21 Season/Career-Highs

Points	7	vs. Eastern Illinois (1/30/21)
Total Rebounds	5	2x, last vs. Austin Peay (2/16/21)
Offensive	3	2x, last at Evansville (12/15/20)
Defensive	4	vs. Austin Peay (2/16/21)
FG Made	3	2x, last vs. Eastern Illinois (1/30/21)
FG Attempted	5	vs. Southern Illinois (12/2/20)
3-Point FG Made	-	-
3-Point FG Attempted	-	-
FT Made	2	2x, last vs. Jacksonville State (2/6/21)
FT Attempted	3	2x, last vs. Jacksonville State (2/6/21)
Assists	2	vs. Kansas City (11/28/20)
Blocks	3	vs. Murray State (2/1/21)
Steals	1	4x, last vs. Eastern Kentucky (2/20/21)
Minutes	15	at Evansville (12/15/20)

Johnson's Career Statistics at Southeast Missouri

Overall

Season	G-GS	Min	Avg	FG-FGA	Pct	3FG-3FGA	Pct	FT-FTA	Pct	Off	Def	Tot	Avg	PF	FO	A	TO	Blk	Stl	Pts	Avg
2020-21	22-0	192	8.7	23-41	.561	0-0	.000	9-22	.409	18	29	47	2.1	29	0	6	14	9	4	55	2.5

Ohio Valley Conference Games Only

Season	G-GS	Min	Avg	FG-FGA	Pct	3FG-3FGA	Pct	FT-FTA	Pct	Off	Def	Tot	Avg	PF	FO	A	TO	Blk	Stl	Pts	Avg
2020-21	16-0	126	7.9	16-29	.552	0-0	.000	7-19	.368	9	19	28	1.8	21	0	2	12	6	4	39	2.4

PARKER LONG | 13

2020-21: Was ruled eligible to play by the NCAA on Jan. 14...Logged six minutes in his first NCAA Division I game off the bench vs. Morehead State (1/16)...Saw action in 12 games...Had four rebounds in five minutes vs. Eastern Illinois (1/30)...Scored his first career points on a 3-pointer vs. Murray State (2/1)...Also made a 3-pointer vs. Tennessee Tech (2/4).

Maryville University: Played his freshman year at NCAA Division II member Maryville University in 2019-20...Led the Saints with 13.1 points per game, shot 42percent from the field, 79 percent at the free throw line and 40 percent from 3-point range...Dished out a team-high 100 assists for an average of nearly four per game (3.9).

Prep: Went to nearby Sikeston High School...Averaged 12.1 points, 6.5 assists and posted a 3.5-to-1 assist-to-turnover ratio as a senior...Shot 51 percent from the field and made 39 three-pointers at a 46 percent clip...In only two seasons at Sikeston High School, he dished out 281 assists...Earned SEMO All-Conference and All-District accolades his senior year.

Personal: Born July 30, 2000...Majoring in Psychology...Son of Carter and Angie Long...Played basketball with his twin brother, Owen, at Maryville University...Entered the transfer portal after Marc Striker was relieved of his duties as head coach.

Long's Game-by-Game Statistics

2020-21	FG	3P	FT	O/D	REB	F	PTS	A	TO	B	S	M
vs. Kansas City	DNP	-	-	-	-	-	-	-	-	-	-	-
Southern Illinois	DNP	-	-	-	-	-	-	-	-	-	-	-
Lipscomb	DNP	-	-	-	-	-	-	-	-	-	-	-
at Lipscomb	DNP	-	-	-	-	-	-	-	-	-	-	-
at Evansville	DNP	-	-	-	-	-	-	-	-	-	-	-
UT Martin	DNP	-	-	-	-	-	-	-	-	-	-	-
at Indiana State	DNP	-	-	-	-	-	-	-	-	-	-	-
at Tennessee Tech	DNP	-	-	-	-	-	-	-	-	-	-	-
Tennessee State	DNP	-	-	-	-	-	-	-	-	-	-	-
at Belmont	DNP	-	-	-	-	-	-	-	-	-	-	-
Morehead State	0-0	0-0	0-0	0/0	0	0	0	0	1	0	0	6
at Tennessee State	DNP	-	-	-	-	-	-	-	-	-	-	-
at Morehead State	DNP	-	-	-	-	-	-	-	-	-	-	-
at UT Martin	0-0	0-0	0-0	0/0	0	0	0	0	0	0	1	2
SIU Edwardsville	0-0	0-0	0-0	0/0	0	0	0	0	0	0	0	3
Eastern Illinois	0-1	0-0	0-0	2/2	4	0	0	1	0	0	0	5
Murray State	1-1	1-1	0-0	0/0	0	0	3	0	1	0	0	6
Tennessee Tech	1-2	1-2	0-0	0/0	0	2	3	0	0	0	0	7
Jacksonville State	0-0	0-0	0-0	0/0	0	0	0	0	0	0	0	4
at Murray State	0-0	0-0	0-0	0/0	0	0	0	0	0	0	0	6
at Austin Peay	0-0	0-0	0-0	0/1	1	0	0	0	0	0	0	8
Austin Peay	0-0	0-0	0-0	0/0	0	1	0	0	0	0	0	2
Eastern Kentucky	0-0	0-0	0-0	0/1	1	0	0	0	1	0	0	2
Eastern Kentucky	0-0	0-0	0-0	0/0	0	0	0	0	0	0	0	1
at Eastern Illinois												
at SIU Edwardsville												
Totals	2-4	2-3	0-0	2/4	6	3	6	1	3	0	1	52

* - Game Started

2020-21 Season/Career-Highs

Points	3	2x, last vs. Tennessee Tech (2/4/21)
Total Rebounds	4	vs. Eastern Illinois (1/30/21)
Offensive	2	vs. Eastern Illinois (1/30/21)
Defensive	2	vs. Eastern Illinois (1/30/21)
FG Made	1	2x, last vs. Tennessee Tech (2/4/21)
FG Attempted	2	vs. Tennessee Tech (2/4/21)
3-Point FG Made	1	2x, last vs. Tennessee Tech (2/4/21)
3-Point FG Attempted	2	vs. Tennessee Tech (2/4/21)
FT Made	-	-
FT Attempted	-	-
Assists	1	vs. Eastern Illinois (1/30/21)
Blocks	-	-
Steals	1	at UT Martin (1/26/21)
Minutes	8	at Austin Peay (2/13/21)

Long's Career Statistics at Southeast Missouri

Overall

Season	G-GS	Min	Avg	FG-FGA	Pct	3FG-3FGA	Pct	FT-FTA	Pct	Off	Def	Tot	Avg	PF	FO	A	TO	Blk	Stl	Pts	Avg
2020-21	12-0	52	4.3	2-4	.500	2-3	.667	0-0	.000	2	4	6	0.5	3	0	1	3	0	1	6	0.5

Ohio Valley Conference Games Only

Season	G-GS	Min	Avg	FG-FGA	Pct	3FG-3FGA	Pct	FT-FTA	Pct	Off	Def	Tot	Avg	PF	FO	A	TO	Blk	Stl	Pts	Avg
2020-21	12-0	52	4.3	2-4	.500	2-3	.667	0-0	.000	2	4	6	0.5	3	0	1	3	0	1	6	0.5

// Guard
// 6-5 // 180
// Sophomore (3)
// Durham, N.C.
// Voyager Academy

JORDAN LOVE | 2

2020-21: Did not play the last four games due to a Achilles injury...Posted double figures in the scoring column for the first time this season when he had 10 points vs. Southern Illinois (12/2)...Averages six points and 2.6 rebounds in 20 games off the bench...Finished with a career-high four steals and scored four points in 27 minutes at Kansas City (11/28)...Scored a big basket to give the Redhawks a six-point lead with 2:24 left in their win over Lipscomb (12/7)...Made 4-of-6 free throws, scored eight points and pulled down five rebounds at Lipscomb (12/9)...Knocked down a career-high three 3-pointers vs. UT Martin (12/18)...Ranks secon on the team in steals (23) and third in assists (37)...Scored a season-high 12 points and dished out a career-high six assists at Belmont (1/7)...Pulled down a career-high six rebounds vs. Eastern Illinois (1/30)...Dropped in a season-high 14 points, all of which came in the second half, vs. Tennessee Tech (2/4)...Made a career-best 7-of-7 free throws in that game...Scored double figures in two of his last three games.

Love's Game-by-Game Statistics

2020-21	FG	3P	FT	O/D	REB	F	PTS	A	TO	B	S	M
vs. Kansas City	2-6	0-1	0-3	0/3	3	0	4	3	1	0	4	27
Southern Illinois	4-5	1-1	1-4	0/3	3	1	10	3	2	1	1	19
Lipscomb	1-3	0-1	0-0	0/2	2	0	2	4	0	0	0	21
at Lipscomb	2-6	0-1	4-6	1/4	5	2	8	2	1	0	2	29
at Evansville	1-6	0-0	1-2	1/1	2	3	3	2	2	0	1	25
UT Martin	3-7	3-6	0-0	1/1	2	2	9	2	2	0	1	19
at Indiana State	0-4	0-0	1-2	0/2	2	0	1	1	0	0	0	18
at Tennessee Tech	1-1	0-0	1-2	0/3	3	0	3	1	2	0	2	13
Tennessee State	1-3	0-0	2-3	1/1	2	0	4	0	0	1	0	12
at Belmont	5-8	0-1	2-2	0/4	4	0	12	6	1	0	0	26
Morehead State	3-5	0-1	0-0	0/3	3	2	6	0	2	0	1	18
at Tennessee State	2-7	0-0	1-1	2/0	2	0	5	0	1	0	2	14
at Morehead State	0-0	0-0	0-0	0/0	0	2	0	0	0	0	0	8
at UT Martin	1-3	0-1	2-2	0/1	1	2	4	1	1	0	2	13
SIU Edwardsville	1-5	1-2	0-2	2/2	4	0	3	2	1	1	4	21
Eastern Illinois	2-8	0-2	1-3	2/4	6	0	5	3	0	0	0	16
Murray State	3-7	2-4	0-0	0/0	0	0	8	1	1	0	0	22
Tennessee Tech	3-6	1-3	7-7	0/2	2	2	14	2	1	0	0	21
Jacksonville State	3-4	1-2	1-5	0/0	0	0	8	2	1	0	0	23
at Murray State	3-8	1-2	4-4	1/4	5	0	11	2	3	1	3	21
at Austin Peay	DNP	-	-	-	-	-	-	-	-	-	-	-
Austin Peay	DNP	-	-	-	-	-	-	-	-	-	-	-
Eastern Kentucky	DNP	-	-	-	-	-	-	-	-	-	-	-
Eastern Kentucky	DNP	-	-	-	-	-	-	-	-	-	-	-
at Eastern Illinois												
at SIU Edwardsville												
Totals	40-102	10-28	28-48	11/40	51	16	120	37	22	5	23	386

* - Game Started

2020-21 Season/Career-Highs

Points	14	vs. Tennessee Tech (2/4/21)
Total Rebounds	6	vs. Eastern Illinois (1/30/21)
Offensive	2	3x, last vs. Eastern Illinois (1/30/21)
Defensive	4	4x, last at Murray State (2/12/21)
FG Made	5	at Belmont (1/7/21)
FG Attempted	8	3x, last at Murray State (2/12/21)
3-Point FG Made	3	vs. UT Martin (12/18/20)
3-Point FG Attempted	6	vs. UT Martin (12/18/20)
FT Made	7	vs. Tennessee Tech (2/4/21)
FT Attempted	7	vs. Tennessee Tech (2/4/21)
Assists	6	at Belmont (1/7/21)
Blocks	1	3x, last at Murray State (2/12/21)
Steals	4	2x, last vs. SIUE (1/28/21)
Minutes	29	at Lipscomb (12/9/20)

Career-Highs

Points	14	2x, last vs. Tennessee Tech (2/4/21)
Total Rebounds	6	vs. Eastern Illinois (1/30/21)
Offensive	2	6x, last vs. Eastern Illinois (1/30/21)
Defensive	4	4x, last at Murray State (2/12/21)
FG Made	5	at Belmont (1/7/21)
FG Attempted	11	2x, last at Eastern Kentucky (2/1/20)
3-Point FG Made	3	vs. UT Martin (12/18/20)
3-Point FG Attempted	6	2x, last vs. UT Martin (12/18/20)
FT Made	7	vs. Tennessee Tech (2/4/21)
FT Attempted	7	vs. Tennessee Tech (2/4/21)
Assists	6	at Belmont (1/7/21)
Blocks	1	6x, last at Murray State (2/12/21)
Steals	4	2x, last vs. SIUE (1/28/21)
Minutes	30	at Eastern Kentucky (2/1/20)

Love's Career Statistics at Southeast Missouri

Overall

Season	G-GS	Min	Avg	FG-FGA	Pct	3FG-3FGA	Pct	FT-FTA	Pct	Off	Def	Tot	Avg	PF	FO	A	TO	Blk	Stl	Pts	Avg
2019-20	25-4	313	12.5	28-82	.341	5-20	.250	18-31	.581	11	25	36	1.4	20	0	17	24	2	7	79	3.2
2020-21	20-0	386	19.3	41-102	.402	10-28	.357	28-48	.583	11	40	51	2.6	16	0	37	22	4	23	120	6.0
Total	45-4	699	15.5	69-184	.375	15-48	.313	46-79	.582	22	65	87	1.9	36	0	54	46	6	30	199	4.4

Ohio Valley Conference Games Only

Season	G-GS	Min	Avg	FG-FGA	Pct	3FG-3FGA	Pct	FT-FTA	Pct	Off	Def	Tot	Avg	PF	FO	A	TO	Blk	Stl	Pts	Avg
2019-20	17-4	258	15.2	24-70	.343	4-16	.250	17-27	.630	11	17	28	1.6	18	0	17	22	2	5	69	4.1
2020-21	14-0	247	17.6	31-72	.431	9-24	.375	21-31	.677	9	25	34	2.4	10	0	22	16	3	15	92	6.6
Total	31-4	505	16.3	55-142	.387	13-40	.325	38-58	.655	20	42	62	2.0	28	0	39	38	5	20	161	5.2

// Forward
// 6-6 // 200
// Senior (4)
// Lee's Summit, Mo.
// Kansas City EastChristian Academy
// John Wood CC

EVAN MORRISON | 12

2020-21: Played in five games off the bench...Logged a season-high five minutes vs. Eastern Illinois (1/30)...Also played at Murray State (2/12) and at Austin Peay (2/13)...Made a 3-pointer with 55 seconds left on his senior night vs. Eastern Kentucky (2/20).

Morrison's Game-by-Game Statistics

2020-21	FG	3P	FT	O/D	REB	F	PTS	A	TO	B	S	M
vs. Kansas City	DNP	-	-	-	-	-	-	-	-	-	-	-
Southern Illinois	DNP	-	-	-	-	-	-	-	-	-	-	-
Lipscomb	DNP	-	-	-	-	-	-	-	-	-	-	-
at Lipscomb	DNP	-	-	-	-	-	-	-	-	-	-	-
at Evansville	DNP	-	-	-	-	-	-	-	-	-	-	-
UT Martin	DNP	-	-	-	-	-	-	-	-	-	-	-
at Indiana State	DNP	-	-	-	-	-	-	-	-	-	-	-
at Tennessee Tech	DNP	-	-	-	-	-	-	-	-	-	-	-
Tennessee State	DNP	-	-	-	-	-	-	-	-	-	-	-
at Belmont	DNP	-	-	-	-	-	-	-	-	-	-	-
Morehead State	DNP	-	-	-	-	-	-	-	-	-	-	-
at Tennessee State	DNP	-	-	-	-	-	-	-	-	-	-	-
at Morehead State	DNP	-	-	-	-	-	-	-	-	-	-	-
at UT Martin	DNP	-	-	-	-	-	-	-	-	-	-	-
SIU Edwardsville	DNP	-	-	-	-	-	-	-	-	-	-	-
Eastern Illinois	0-4	0-2	0-0	0/0	0	0	0	0	0	0	0	5
Murray State	DNP	-	-	-	-	-	-	-	-	-	-	-
Tennessee Tech	DNP	-	-	-	-	-	-	-	-	-	-	-
Jacksonville State	DNP	-	-	-	-	-	-	-	-	-	-	-
at Murray State	0-1	0-0	0-0	1/1	2	0	0	0	0	0	0	2
at Austin Peay	0-0	0-0	0-0	0/0	0	0	0	0	0	0	0	0+
Austin Peay	DNP	-	-	-	-	-	-	-	-	-	-	-
Eastern Kentucky	1-2	1-1	0-0	0/0	0	0	3	0	1	0	0	2
Eastern Kentucky	0-0	0-0	0-0	0/0	0	0	0	1	0	0	1	1
at Eastern Illinois												
at SIU Edwardsville												
Totals	1-7	1-3	0-0	1/1	2	0	3	1	1	0	1	10

* - Game Started

2020-21 Season-Highs

Points	3	vs. Eastern Kentucky (2/20/21)
Total Rebounds	2	at Murray State (2/12/21)
Offensive	1	at Murray State (2/12/21)
Defensive	1	at Murray State (2/12/21)
FG Made	1	vs. Eastern Kentucky (2/20/21)
FG Attempted	4	vs. Eastern Illinois (1/30/21)
3-Point FG Made	1	vs. Eastern Kentucky (2/20/21)
3-Point FG Attempted	2	vs. Eastern Illinois (1/30/21)
FT Made	-	-
FT Attempted	-	-
Assists	1	vs. Eastern Kentucky (2/22/21)
Blocks	-	-
Steals	1	vs. Eastern Kentucky (2/22/21)
Minutes	5	vs. Eastern Illinois (1/30/21)

Career-Highs

Points	3	4x, last vs. Eastern Kentucky (2/20/21)
Total Rebounds	3	at Morehead State (1/30/20)
Offensive	2	at Morehead State (1/30/20)
Defensive	2	at SIU Edwardsville (1/23/20)
FG Made	1	4x, last vs. Eastern Kentucky (2/20/21)
FG Attempted	4	vs. Eastern Illinois (1/30/21)
3-Point FG Made	1	4x, last vs. Eastern Kentucky (2/20/21)
3-Point FG Attempted	2	3x, last vs. Eastern Illinois (1/30/21)
FT Made	-	-
FT Attempted	-	-
Assists	1	2x, last vs. Eastern Kentucky (2/22/21)
Blocks	-	-
Steals	1	3x, last vs. Eastern Kentucky (2/22/21)
Minutes	18	at Morehead State (1/30/20)

Morrison's Career Statistics at Southeast Missouri

Overall

Season	G-GS	Min	Avg	FG-FGA	Pct	3FG-3FGA	Pct	FT-FTA	Pct	Off	Def	Tot	Avg	PF	FO	A	TO	Blk	Stl	Pts	Avg
2019-20	17-0	90	5.3	4-14	.286	3-11	.273	0-0	.000	2	4	6	0.4	5	0	1	1	0	2	11	0.6
2020-21	5-0	10	2.0	1-7	.143	1-3	.333	0-0	.000	1	1	2	0.4	0	0	1	1	0	1	3	0.6
Total	22-0	100	4.5	5-21	.238	4-14	.286	0-0	.000	3	5	8	0.4	5	0	2	2	0	3	14	0.6

Ohio Valley Conference Games Only

Season	G-GS	Min	Avg	FG-FGA	Pct	3FG-3FGA	Pct	FT-FTA	Pct	Off	Def	Tot	Avg	PF	FO	A	TO	Blk	Stl	Pts	Avg
2019-20	11-0	68	6.2	2-9	.222	1-7	.143	0-0	.000	2	3	5	0.5	4	0	1	1	0	1	5	0.5
2020-21	5-0	10	2.0	1-7	.143	1-3	.333	0-0	.000	1	1	2	0.4	0	0	1	1	0	1	3	0.6
Total	16-0	78	4.9	3-16	.188	2-10	.200	0-0	.000	3	4	7	0.4	4	0	2	2	0	2	8	0.5

// Guard
// 6-1 // 180
// Sophomore (2)
// Atlanta, Ga.
// Scotland Prep School (Pa.)

DQ NICHOLAS | 11

2020-21: Is averaging 8.8 points and 4.8 rebounds per game, and is fourth on the team in scoring through 24 starts...Leads the team with 32 steals and tops the Redhawks with 78 assists...Notched a season-high 21 points and made a career-best 17-of-19 free throws vs. Tennessee State (1/2)...Scored 17 points on 5-of-12 field goals and a near-perfect 6-of-7 free throws at Lipscomb (12/9)...Scored eight points and went a perfect 4-of-4 at the free throw line in 20 minutes at Kansas City (11/28)...Finished with seven points vs. Southern Illinois (12/2)...Put up double figures in the scoring column for the first time this season with 12 points vs. Lipscomb (12/7)....Ranks 10th in the Ohio Valley Conference in defensive rebounds (4.3) and 12th in minutes played (29.9 per game)...Pulled down a career-high 10 rebounds vs. Eastern Kentucky (2/20)... Dished out a career-high eight assists at Tennessee Tech (12/30)...Scored double figures nine times...Made the game-tying 3-pointer vs. SIUE (1/28)... Led the team in rebounding five times and is the Redhawks second-leading rebounder with 4.8 per game.

Nicholas' Game-by-Game Statistics

2020-21	FG	3P	FT	O/D	REB	F	PTS	A	TO	B	S	M
vs. Kansas City*	2-3	0-1	4-4	0/1	1	5	8	0	4	0	1	20
Southern Illinois*	2-12	0-1	3-5	0/3	3	3	7	4	2	0	0	32
Lipscomb*	4-10	1-4	3-4	1/2	3	4	12	5	2	0	3	29
at Lipscomb*	5-12	1-3	6-7	1/4	5	2	17	1	6	1	1	37
at Evansville*	1-5	0-2	0-0	0/7	7	5	2	4	3	0	1	26
UT Martin*	5-7	1-2	0-0	0/6	6	2	11	4	3	1	2	32
at Indiana State*	3-7	0-1	3-5	0/1	1	4	9	1	5	0	2	26
at Tennessee Tech*	3-8	0-1	2-4	1/3	4	2	8	8	4	0	1	31
Tennessee State*	2-10	0-4	17-19	0/7	7	4	21	5	5	0	3	44
at Belmont*	0-7	0-3	2-2	1/1	2	0	2	2	3	0	1	24
Morehead State*	0-1	0-0	2-5	0/3	3	1	2	2	3	0	0	24
at Tennessee State*	4-8	3-6	0-2	0/7	7	4	11	2	4	0	2	32
at Morehead State*	5-9	3-5	4-7	1/3	4	1	17	3	2	0	1	36
at UT Martin*	2-4	0-0	1-2	1/8	9	2	5	6	2	0	1	32
SIU Edwardsville*	2-6	1-3	2-5	2/5	7	3	7	2	3	0	0	26
Eastern Illinois*	3-5	0-1	4-4	1/7	8	0	10	5	1	0	0	27
Murray State *	4-8	0-1	3-4	1/8	9	3	11	1	3	0	1	29
Tennessee Tech*	1-7	0-3	0-0	0/2	2	1	2	3	2	0	0	24
Jacksonville State*	5-9	1-2	2-5	0/4	4	3	13	1	1	0	1	31
at Murray State*	2-5	0-2	2-3	1/1	2	1	6	3	3	0	1	25
at Austin Peay*	2-7	0-1	2-2	0/4	4	3	6	3	5	0	2	35
Austin Peay*	4-8	0-1	3-3	2/3	5	2	11	2	3	0	3	29
Eastern Kentucky*	3-6	1-2	1-2	0/10	10	1	8	7	4	0	2	33
Eastern Kentucky*	1-5	0-2	4-4	0/3	3	3	6	4	5	0	0	34
at Eastern Illinois												
at SIU Edwardsville												
Totals	65-169	12-51	70-98	13/103	116	59	212	78	78	2	29	718

* - Game Started

2020-21 Season/Career-Highs

Points	21	vs. Tennessee State (1/2/21)
Total Rebounds	10	vs. Eastern Kentucky (2/20/21)
Offensive	2	2x, last vs. Austin Peay (2/16/21)
Defensive	10	vs. Eastern Kentucky (2/20/21)
FG Made	5	4x, last vs. Jacksonville State (2/6/21)
FG Attempted	12	2x, last at Lipscomb (12/9/20)
3-Point FG Made	3	2x, last at Morehead State (1/21/21)
3-Point FG Attempted	6	at Tennessee State (1/19/21)
FT Made	17	vs. Tennessee State (1/2/21)
FT Attempted	19	vs. Tennessee State (1/2/21)
Assists	8	at Tennessee Tech (12/30/20)
Blocks	1	2x, last vs. UT Martin (12/18/20)
Steals	3	3x, last vs. Austin Peay (2/16/21)
Minutes	44	vs. Tennessee State (1/2/21)

Career-Highs

Points	24	vs. The Citadel (11/19/19)
Total Rebounds	10	vs. Eastern Kentucky (2/20/21)
Offensive	2	3x, last vs. Austin Peay (2/16/21)
Defensive	10	vs. Eastern Kentucky (2/20/21)
FG Made	9	vs. The Citadel (11/19/19)
FG Attempted	16	vs. The Citadel (11/19/19)
3-Point FG Made	3	2x, last at Morehead State (1/21/21)
3-Point FG Attempted	6	at Tennessee State (1/19/21)
FT Made	17	vs. Tennessee State (1/2/21)
FT Attempted	19	vs. Tennessee State (1/2/21)
Assists	8	at Tennessee Tech (12/30/20)
Blocks	1	5x, last at Lipscomb (12/9/20)
Steals	3	5x, last vs. Austin Peay (2/16/21)
Minutes	44	vs. Tennessee State (1/2/21)

Nicholas' Career Statistics at Southeast Missouri

Overall

Season	G-GS	Min	Avg	FG-FGA	Pct	3FG-3FGA	Pct	FT-FTA	Pct	Off	Def	Tot	Avg	PF	FO	A	TO	Blk	Stl	Pts	Avg
2019-20	30-19	731	24.4	72-182	.396	18-60	.300	65-88	.739	7	67	74	2.5	48	0	50	48	5	22	227	7.6
2020-21	24-24	718	29.9	65-169	.385	12-51	.235	70-98	.714	13	103	116	4.8	59	2	78	78	2	29	212	8.8
Total	54-43	1449	26.8	137-351	.390	30-111	.270	135-186	.726	20	170	190	3.5	107	2	128	126	7	51	439	8.1

Ohio Valley Conference Games Only

Season	G-GS	Min	Avg	FG-FGA	Pct	3FG-3FGA	Pct	FT-FTA	Pct	Off	Def	Tot	Avg	PF	FO	A	TO	Blk	Stl	Pts	Avg
2019-20	17-7	394	23.2	38-99	.384	9-32	.281	30-42	.714	5	34	39	2.3	27	0	33	23	2	14	115	6.8
2020-21	18-18	548	30.4	48-120	.400	10-39	.256	51-73	.699	11	85	96	5.3	36	0	63	56	1	21	157	8.7
Total	35-25	942	26.9	86-219	.393	19-71	.268	81-115	.704	16	119	135	3.9	63	0	96	79	3	35	272	7.8

MANNY PATTERSON | 10

2020-21: Played in his first game at Southeast Missouri a day after the NCAA voted to allow NCAA Division I transfers to play immediately...Had four rebounds in five minutes off the bench vs. UT Martin (12/18)...Averages 5.7 points and 2.9 rebounds in 19 games and nine starts...Put up 11 points in his first career SEMO start vs. Eastern Illinois (1/30)...Scored 10 points and had three blocks at Tennessee State (1/19)...Had five points and two blocks vs. Tennessee State (1/2)...Scored a season-best eight points and pulled down four rebounds at Belmont (1/7)...Leads the team with 18 blocks...Had three blocks vs. Morehead State (1/16)...Notched a season-high 22 points and had six rebounds vs. Tennessee Tech (2/4)...Gathered a season-high four blocks vs. Austin Peay (2/16)...Ranks ninth in the Ohio Valley Conference in blocked shots.

Green Bay: Played the last three seasons at Horizon League member Green Bay before entering the transfer portal...Started 24 of 33 games and averaged 5.8 points and 4.8 rebounds per contest in 2019-20...Reached double figures in the scoring column eight times and registered three double-doubles... As a sophomore in 2018-19, started 12 games and scored a season-high 17 points at Iowa...Ranked third on the team in field goal percentage (.486) and rebounds (142)...Averaged 4.6 points and 13.8 minutes per contest... Started 19 of 27 games as a true freshman in 2017-18...Averaged six points and 4.9 rebounds, while leading the team with 22 blocks and a .474 field goal percentage.

Patterson's Game-by-Game Statistics

2020-21	FG	3P	FT	O/D	REB	F	PTS	A	TO	B	S	M
vs. Kansas City	DNP	-	-	-	-	-	-	-	-	-	-	-
Southern Illinois	DNP	-	-	-	-	-	-	-	-	-	-	-
Lipscomb	DNP	-	-	-	-	-	-	-	-	-	-	-
at Lipscomb	DNP	-	-	-	-	-	-	-	-	-	-	-
at Evansville	DNP	-	-	-	-	-	-	-	-	-	-	-
UT Martin	0-0	0-0	0-0	0/4	4	0	0	0	0	0	0	5
at Indiana State	2-3	0-0	1-2	0/2	2	3	5	0	2	0	0	9
at Tennessee Tech	2-2	0-0	0-0	0/1	1	4	4	1	2	0	0	19
Tennessee State	1-1	0-0	3-4	1/2	3	3	5	1	0	2	0	11
at Belmont	4-6	0-0	0-0	1/3	4	4	8	0	1	2	0	19
Morehead State	0-1	0-0	2-2	3/1	4	3	2	1	1	3	0	11
at Tennessee State	3-3	0-0	4-6	1/5	6	5	10	0	3	3	0	15
at Morehead State	0-1	0-0	2-4	0/2	2	3	2	0	1	0	0	10
at UT Martin	0-1	0-0	0-0	0/0	0	1	0	0	1	0	0	4
SIU Edwardsville	1-4	0-0	2-2	1/1	2	1	4	0	0	0	0	12
Eastern Illinois*	3-6	0-0	5-7	2/2	4	2	11	0	2	0	0	15
Murray State*	2-3	0-0	1-2	1/0	1	2	5	1	3	0	0	11
Tennessee Tech*	10-14	0-0	2-2	0/6	6	2	22	0	2	1	1	26
Jacksonville State*	2-8	0-0	1-2	1/2	3	4	5	1	1	0	0	13
at Murray State*	1-2	0-0	0-0	0/1	1	2	2	0	0	0	0	11
at Austin Peay*	2-3	0-0	2-2	0/2	2	1	6	1	0	0	0	12
Austin Peay*	3-7	0-0	0-0	2/0	2	1	6	0	4	4	0	12
Eastern Kentucky*	2-6	0-0	4-4	3/4	7	1	8	0	0	2	0	14
Eastern Kentucky*	2-4	0-0	0-0	0/1	1	1	4	0	1	1	0	11
at Eastern Illinois												
at SIU Edwardsville												
Totals	40-75	0-0	29-39	16/39	55	43	109	6	23	19	1	240

* - Game Started

2020-21 Season-Highs

Points	22	vs. Tennessee Tech (2/4/21)
Total Rebounds	7	vs. Eastern Kentucky (2/20/21)
Offensive	3	3x, last vs. Eastern Kentucky (2/20/21)
Defensive	6	vs. Tennessee Tech (2/4/21)
FG Made	10	vs. Tennessee Tech (2/4/21)
FG Attempted	14	vs. Tennessee Tech (2/4/21)
3-Point FG Made	-	-
3-Point FG Attempted	-	-
FT Made	5	vs. Eastern Illinois (1/30/21)
FT Attempted	7	vs. Eastern Illinois (1/30/21)
Assists	1	6x, last at Austin Peay (2/13/21)
Blocks	4	vs. Austin Peay (2/16/21)
Steals	1	vs. Tennessee Tech (2/4/21)
Minutes	26	vs. Tennessee Tech (2/4/21)

Patterson's Career Statistics at Southeast Missouri

Overall

Season	G-GS	Min	Avg	FG-FGA	Pct	3FG-3FGA	Pct	FT-FTA	Pct	Off	Def	Tot	Avg	PF	FO	A	TO	Blk	Stl	Pts	Avg
2020-21	19-9	240	12.6	40-75	.533	0-0	.000	29-39	.744	16	39	55	2.9	43	1	6	24	18	1	109	5.7

Ohio Valley Conference Games Only

Season	G-GS	Min	Avg	FG-FGA	Pct	3FG-3FGA	Pct	FT-FTA	Pct	Off	Def	Tot	Avg	PF	FO	A	TO	Blk	Stl	Pts	Avg
2020-21	18-9	231	12.8	38-72	.528	0-0	.000	28-37	.757	16	37	53	2.9	40	1	6	22	18	1	104	5.8

// Guard
// 6-2 // 190
// Junior (3)
// Baton Rouge, La.
// University Laboratory H.S.
// Howard College

ERIC REED, JR. | 3

2020-21: Started 19 games...Rates second on the team in scoring with 10.2 points per game...Is first on the team with 48 three-pointers made...Came off the bench to score 19 points vs. Lipscomb (12/7)...Made two or more 3-pointers in 14 of his last 20 games...Dropped in a team-high 17 points on 6-of-10 field goals vs. Southern Illinois (12/2)...Knocked down three 3-pointers and had 13 points in the second half of that game...Made his first career NCAA Division I start at Kansas City (11/28)...Played 10 minutes against the Roos...Put up 16 points at Evansville (12/15)...Ranks third in the Ohio Valley Conference in 3-point field goal percentage (.449), sixth in 3-point field goals made (2.0 per game) and 19th in minutes (28.7 mpg)...Made the game-winning free throws with five tenths of a second left to beat SIUE (1/28)...Made a season-high four 3-pointers vs. Jacksonville State (2/6)...Scored a season-best 22 points knocked down five 3-pointers vs. Austin Peay (2/16)...Scored double figures in five of his last eight starts...Named OVC Newcomer of the Week on Feb. 22.

Howard College: Started 30 games and averaged a team-high 15.5 points per game in 2019-20...Dished out 2.3 assists and grabbed five rebounds per contest as a combo guard...Ranked second on the team with 70 assists and 44 steals...Registered double figures in the scoring column a total of 27 times and dropped in 28 or more on three occasions...Started 14 games as a true freshman in 2018-19.

Prep: Combo guard who averaged 18 points and 3.4 assists per game as a senior at University Laboratory High School.

Personal: Born February 3, 2000...Majoring in General Studies...Son of Eric and Julia Reed...Siblings are Erica Reed (sister), Kaylo Henry (sister) and Hezekiah Brown (brother).

Reed, Jr.'s Game-by-Game Statistics

2020-21	FG	3P	FT	O/D	REB	F	PTS	A	TO	B	S	M
vs. Kansas City*	0-2	0-1	0-0	0/0	0	4	0	0	1	0	0	10
Southern Illinois*	6-10	3-5	2-3	4/1	5	3	17	0	0	1	1	38
Lipscomb	8-10	3-4	0-0	0/2	2	2	19	1	0	0	1	23
at Lipscomb	2-3	1-2	0-0	1/2	3	4	5	0	2	0	0	30
at Evansville	6-11	3-5	1-3	1/3	4	0	16	1	2	0	1	38
UT Martin	3-10	2-7	2-2	0/1	1	2	10	1	0	1	0	27
at Indiana State	2-5	2-4	0-0	3/0	3	3	6	0	1	0	1	25
at Tennessee Tech*	5-9	2-5	2-4	2/0	2	3	14	1	1	0	0	32
Tennessee State*	5-8	2-3	1-1	1/0	1	0	13	1	3	0	3	42
at Belmont*	3-9	2-5	0-0	0/0	0	1	8	0	2	0	1	31
Morehead State*	2-5	1-3	1-2	0/1	1	2	6	3	2	0	0	22
at Tennessee State*	2-5	2-5	2-4	0/1	1	0	8	0	1	0	0	30
at Morehead State*	2-6	2-5	0-0	0/0	0	1	6	3	0	0	0	22
at UT Martin*	0-5	0-5	0-0	0/1	1	0	0	3	1	0	1	23
SIU Edwardsville*	2-4	0-2	5-9	1/1	2	2	9	1	2	0	0	20
Eastern Illinois*	1-3	1-2	0-0	1/2	3	3	3	0	1	0	0	19
Murray State*	4-7	4-6	0-0	1/2	3	0	12	1	0	0	0	27
Tennessee Tech*	1-5	1-4	2-2	0/2	2	3	5	3	2	0	3	32
Jacksonville State*	4-8	4-5	0-0	0/3	3	1	12	0	0	0	0	31
at Murray State*	3-8	2-6	0-0	0/3	3	0	8	0	1	0	0	29
at Austin Peay*	9-16	3-6	0-0	1/4	5	1	21	2	4	0	0	33
Austin Peay*	8-13	5-7	1-2	1/3	4	3	22	3	2	0	1	38
Eastern Kentucky*	6-12	2-6	2-3	3/3	6	2	16	6	2	0	1	34
Eastern Kentucky*	3-7	1-4	1-1	0/2	2	3	8	1	2	0	0	33
at Eastern Illinois												
at SIU Edwardsville												
Totals	87-181	48-101	22-36	20/37	57	43	244	31	31	2	14	689

* - Game Started

2020-21 Season/Career-Highs

Points	22	vs. Austin Peay (2/16/21)
Total Rebounds	6	vs. Eastern Kentucky (2/20/21)
Offensive	4	vs. Southern Illinois (12/2/20)
Defensive	4	at Austin Peay (2/13/21)
FG Made	9	at Austin Peay (2/13/21)
FG Attempted	16	at Austin Peay (2/13/21)
3-Point FG Made	5	vs. Austin Peay (2/16/21)
3-Point FG Attempted	7	2x, last vs. Austin Peay (2/16/21)
FT Made	5	vs. SIUE (1/28/21)
FT Attempted	9	vs. SIUE (1/28/21)
Assists	6	vs. Eastern Kentucky (2/20/21)
Blocks	1	2x, last vs. UT Martin (12/18/20)
Steals	3	2x, last vs. Tennessee Tech (2/4/21)
Minutes	42	vs. Tennessee State (1/2/21)

Reed, Jr.'s Career Statistics at Southeast Missouri

Overall

Season	G-GS	Min	Avg	FG-FGA	Pct	3FG-3FGA	Pct	FT-FTA	Pct	Off	Def	Tot	Avg	PF	FO	A	TO	Blk	Stl	Pts	Avg
2020-21	24-19	689	28.7	87-181	.481	48-107	.449	22-36	.611	20	37	57	2.4	43	0	31	32	2	14	244	10.2

Ohio Valley Conference Games Only

Season	G-GS	Min	Avg	FG-FGA	Pct	3FG-3FGA	Pct	FT-FTA	Pct	Off	Def	Tot	Avg	PF	FO	A	TO	Blk	Stl	Pts	Avg
2020-21	18-17	525	29.2	63-140	.450	36-86	.419	19-30	.633	11	29	40	2.2	27	0	29	26	1	10	181	10.1

// Guard
// 6-4 // 205
// Junior (4)
// Houston, Texas
// ASPIRE Academy (Ky.)

NYGAL RUSSELL | 25

2020-21: Stands fourth on the team with 3.9 rebounds per game and averages 3.9 points through 24 games and seven starts...Ranks fifth on the team with three blocks...Scored 14 points as one of four players in double figures at Kansas City (11/28)...Scored eight points had a steal and knocked down two 3-pointers in the final 2:32 to seal Southeast Missouri's season-opening win...Both of his 3-pointers were in the last 57 seconds and he scored the final eight points of the game...Made three 3-pointers, had two blocks and collected two steals against the Roos...Added nine points and eight rebounds at Lipscomb (12/9)...Scored five of his points in the second half to help the Redhawks erase a 15-point deficit...Ranks third on the team with 25 steals... Collected a career-high six steals vs. SIUE (1/28)...Had a big steal and massive dunk in transition to help seal the overtime win vs. Austin Peay (2/16)... Dropped in 13 points vs. Eastern Kentucky (2/20).

Russell's Game-by-Game Statistics

2020-21	FG	3P	FT	O/D	REB	F	PTS	A	TO	B	S	M
vs. Kansas City*	3-5	3-5	5-8	0/7	7	4	14	1	1	2	2	32
Southern Illinois*	0-6	0-1	0-0	4/7	11	5	0	2	2	1	2	38
Lipscomb*	1-5	0-3	1-2	1/2	3	0	3	0	1	0	0	20
at Lipscomb*	3-4	0-1	3-5	4/4	8	5	9	1	2	0	2	29
at Evansville*	1-3	0-1	0-0	0/6	6	1	2	0	2	0	1	28
UT Martin*	1-3	0-2	2-4	3/2	5	3	4	6	1	0	1	21
at Indiana State*	0-5	0-2	0-0	0/4	4	4	0	0	3	0	0	15
at Tennessee Tech	2-5	1-2	0-0	0/1	1	1	5	0	1	0	1	16
Tennessee State	0-0	0-0	0-0	0/0	0	3	0	0	1	0	1	5
at Belmont	1-5	1-2	0-0	1/5	6	1	3	2	1	0	2	27
Morehead State	1-3	1-3	0-0	0/3	3	3	3	1	2	0	0	14
at Tennessee State	0-2	0-2	0-2	0/0	0	2	0	1	0	0	1	17
at Morehead State	3-8	0-2	0-0	3/2	5	3	6	0	1	0	2	26
at UT Martin	3-5	0-2	0-2	1/2	3	1	6	0	2	0	0	19
SIU Edwardsville	2-6	0-3	0-1	0/2	2	3	4	0	1	0	6	19
Eastern Illinois	1-3	0-0	0-0	2/3	5	2	2	0	1	0	0	15
Murray State	0-1	0-0	0-0	0/1	1	0	0	1	0	0	0	9
Tennessee Tech	0-0	0-0	0-0	0/0	0	0	0	1	0	0	0	6
Jacksonville State	1-3	0-1	1-3	2/2	4	2	3	0	0	0	0	15
at Murray State	1-3	0-1	0-0	1/0	1	1	2	0	0	0	0	14
at Austin Peay	2-5	0-1	0-0	1/6	7	4	4	3	3	0	1	23
Austin Peay	1-4	0-2	1-2	0/3	3	1	3	0	1	0	1	19
Eastern Kentucky	6-6	0-0	1-1	1/3	4	1	13	3	2	0	2	18
Eastern Kentucky	1-3	0-1	2-2	1/3	4	1	4	0	0	0	0	16
at Eastern Illinois												
at SIU Edwardsville												
Totals	34-93	6-37	16-32	25/68	93	48	89	22	28	3	25	461

* - Game Started

2020-21 Season-Highs

Points	14	vs. Kansas City (11/28/20)
Total Rebounds	11	vs. Southern Illinois (12/2/20)
Offensive	4	2x, last at Lipscomb (12/9/20)
Defensive	7	2x, last vs. Southern Illinois (12/2/20)
FG Made	6	vs. Eastern Kentucky (2/20/21)
FG Attempted	8	at Morehead State (1/21/21)
3-Point FG Made	3	vs. Kansas City (11/28/20)
3-Point FG Attempted	5	vs. Kansas City (11/28/20)
FT Made	5	vs. Kansas City (11/28/20)
FT Attempted	8	vs. Kansas City (11/28/20)
Assists	6	vs. UT Martin (12/18/20)
Blocks	2	vs. Kansas City (11/28/20)
Steals	6	vs. SIUE (1/28/21)
Minutes	38	vs. Southern Illinois (12/2/20)

Career-Highs

Points	21	vs. Tennessee Tech (2/8/20)
Total Rebounds	11	vs. Southern Illinois (12/2/20)
Offensive	4	2x, last at Lipscomb (12/9/20)
Defensive	7	4x, last vs. Southern Illinois (12/2/20)
FG Made	8	vs. Tennessee Tech (2/8/20)
FG Attempted	11	vs. Tennessee Tech (2/8/20)
3-Point FG Made	4	vs. Tennessee Tech (2/8/20)
3-Point FG Attempted	6	2x, last vs. UT Martin (2/13/20)
FT Made	8	at Austin Peay (2/21/19)
FT Attempted	8	2x, last vs. Kansas City (11/28/20)
Assists	6	2x, last vs. UT Martin (12/18/20)
Blocks	2	vs. Kansas City (11/28/20)
Steals	6	vs. SIUE (1/28/21)
Minutes	38	vs. Southern Illinois (12/2/20)

Russell's Career Statistics at Southeast Missouri

Overall

Season	G-GS	Min	Avg	FG-FGA	Pct	3FG-3FGA	Pct	FT-FTA	Pct	Off	Def	Tot	Avg	PF	FO	A	TO	Blk	Stl	Pts	Avg
2018-19	31-9	499	16.1	53-147	.361	16-53	.302	43-62	.694	13	69	82	2.6	60	2	44	40	2	13	165	5.3
2019-20	28-7	512	18.3	64-148	.432	23-67	.343	25-36	.694	11	69	80	2.9	47	0	42	44	2	19	176	6.3
2020-21	24-7	461	19.2	34-93	.366	6-37	.162	16-32	.500	25	68	93	3.9	51	2	22	28	3	25	90	3.8
Total	83-23	1472	17.7	151-388	.389	45-157	.287	84-130	.646	49	206	255	3.1	158	4	108	112	7	57	431	5.2

Ohio Valley Conference Games Only

Season	G-GS	Min	Avg	FG-FGA	Pct	3FG-3FGA	Pct	FT-FTA	Pct	Off	Def	Tot	Avg	PF	FO	A	TO	Blk	Stl	Pts	Avg
2018-19	18-8	297	16.5	33-93	.355	11-34	.324	37-50	.740	7	33	40	2.2	38	1	28	24	2	8	114	6.3
2019-20	16-7	354	22.1	47-101	.465	22-52	.423	15-22	.682	7	43	50	3.1	30	0	31	28	1	12	131	8.2
2020-21	18-1	299	16.6	26-65	.400	3-24	.125	7-17	.412	16	38	54	3.0	32	0	18	17	0	18	62	3.4
Total	52-16	950	18.3	106-259	.409	36-110	.327	59-89	.663	30	114	144	2.8	100	1	77	69	3	38	307	5.9

// Forward
// 6-7 // 260
// Graduate
// Keller, Texas
// Keller H.S.
// Cal Poly

NOLAN TAYLOR | 31

2020-21: Returned to score 10 points off the bench at Murray State (2/12) after missing four games with a knee injury...Missed six of the last nine games with his knee injury...Averages 8.8 points and 4.1 rebounds per contest...Ranks 10th in the Ohio Valley Conference in field goal percentage (.557)...Made a perfect 6-of-6 free throws en route to scoring 10 points in his first career start at Kansas City (11/28)...Grabbed seven rebounds in 25 minutes...Followed that up with 14 points and seven boards in 22 minutes vs. Southern Illinois (12/2)...Put up season-highs in points (16), assists (5) and minutes played (20) vs. Lipscomb (12/7)...Scored double figures in eight games...Grabbed six or more rebounds in six contests...Has eight double-digit scoring games.

Cal Poly: Was limited to 14 games during the 2019-20 season due to injury... Averaged 6.1 points and 2.9 rebounds in those contests...Redshirted during his first season (2018-19) at Cal Poly due to NCAA transfer rules.

Pepperdine: Spent two seasons at Pepperdine...Averaged 8.9 points and four rebounds per game in the first 15 games of his sophomore season before sustaining a season-ending injury...Started 20 of 24 games as a freshman for the Waves in 2016-17.

Taylor's Game-by-Game Statistics

2020-21	FG	3P	FT	O/D	REB	F	PTS	A	TO	B	S	M
vs. Kansas City*	2-4	0-0	6-6	1/6	7	3	10	0	1	0	0	25
Southern Illinois*	6-11	0-0	2-5	2/5	7	3	14	2	0	0	0	22
Lipscomb*	5-9	0-0	6-8	5/3	8	3	16	5	0	1	1	28
at Lipscomb*	3-6	0-0	2-2	1/3	4	1	8	0	2	1	1	20
at Evansville*	6-11	0-0	1-3	0/9	9	4	13	1	2	0	0	29
UT Martin*	1-1	0-0	1-2	1/1	2	3	3	1	1	0	0	18
at Indiana State*	4-6	0-0	3-4	4/2	6	2	11	1	0	0	0	18
at Tennessee Tech*	4-5	0-0	0-0	0/2	2	3	8	0	1	0	1	15
Tennessee State*	4-6	0-0	6-11	2/1	3	4	14	0	1	0	1	22
at Belmont*	2-6	0-0	0-0	2/3	5	4	4	0	1	0	1	9
Morehead State*	3-6	0-0	0-0	0/3	3	0	6	3	3	0	0	23
at Tennessee State*	1-2	0-0	6-8	1/2	3	3	8	1	2	0	0	18
at Morehead State*	5-6	0-0	3-6	0/6	6	3	13	2	0	0	0	22
at UT Martin*	3-5	0-0	2-4	1/1	2	2	8	0	1	0	0	20
SIU Edwardsville*	4-8	0-0	1-3	2/1	3	0	9	0	0	0	0	15
Eastern Illinois	DNP	-	-	-	-	-	-	-	-	-	-	-
Murray State	DNP	-	-	-	-	-	-	-	-	-	-	-
Tennessee Tech	DNP	-	-	-	-	-	-	-	-	-	-	-
Jacksonville State	DNP	-	-	-	-	-	-	-	-	-	-	-
at Murray State	5-9	0-0	0-0	2/1	3	1	10	0	0	0	0	13
at Austin Peay	1-3	0-0	0-0	0/0	0	3	2	0	1	0	0	11
Austin Peay	DNP	-	-	-	-	-	-	-	-	-	-	-
Eastern Kentucky	DNP	-	-	-	-	-	-	-	-	-	-	-
Eastern Kentucky	0-2	0-0	1-2	0/0	0	0	1	0	1	0	0	2
at Eastern Illinois												
at SIU Edwardsville												
Totals	59-106	0-0	40-64	24/49	73	42	158	16	17	2	5	330

* - Game Started

2020-21 Season/Career-Highs

Points	16	vs. Lipscomb (12/7/20)
Total Rebounds	9	at Evansville (12/15/20)
Offensive	5	vs. Lipscomb (12/7/20)
Defensive	9	at Evansville (12/15/20)
FG Made	6	2x, last at Evansville (12/15/20)
FG Attempted	11	2x, last at Evansville (12/15/20)
3-Point FG Made	-	-
3-Point FG Attempted	-	-
FT Made	6	4x, last at Tennessee State (1/19/21)
FT Attempted	11	vs. Tennessee State (1/2/21)
Assists	5	vs. Lipscomb (12/7/20)
Blocks	1	2x, last at Lipscomb (12/9/20)
Steals	1	5x, last at Belmont (1/7/21)
Minutes	29	at Evansville (12/15/20)

Taylor's Career Statistics at Southeast Missouri

Overall

Season	G-GS	Min	Avg	FG-FGA	Pct	3FG-3FGA	Pct	FT-FTA	Pct	Off	Def	Tot	Avg	PF	FO	A	TO	Blk	Stl	Pts	Avg
2020-21	18-15	330	18.3	59-106	.557	0-0	.000	40-64	.625	24	49	73	4.1	42	0	16	17	2	5	158	8.8

Ohio Valley Conference Games Only

Season	G-GS	Min	Avg	FG-FGA	Pct	3FG-3FGA	Pct	FT-FTA	Pct	Off	Def	Tot	Avg	PF	FO	A	TO	Blk	Stl	Pts	Avg
2020-21	12-9	188	15.7	33-59	.559	0-0	.000	20-36	.556	11	21	32	2.7	26	0	7	12	0	3	86	7.2

Season/Career Statistics

	SEASON STATISTICS										CAREER STATISTICS									
SUMMARY	**gp-gs**	**min/g**	**fg%**	**3fg%**	**ft%**	**r/g**	**a/g**	**stl**	**blk**	**pts/g**	**gp-gs**	**min/g**	**fg%**	**3fg%**	**ft%**	**r/g**	**a/g**	**stl**	**blk**	**pts/g**
HARRIS, Chris	23-23	29.9	.359	.292	.748	2.2	3.0	22	2	12.6	25-23	29.7	.373	.315	.752	2.3	2.9	22	3	12.8
REED, JR., Eric	24-19	28.7	.481	.449	.611	2.4	1.3	14	2	10.2	24-19	28.7	.481	.449	.611	2.4	1.3	14	2	10.2
AKENTEN, Nana	24-21	27.0	.397	.361	.750	5.8	1.0	32	8	9.1	24-21	27.0	.397	.361	.750	5.8	1.0	32	8	9.1
NICHOLAS, DQ	24-24	29.9	.385	.235	.714	4.8	3.3	29	2	8.8	54-43	26.8	.390	.270	.726	3.5	2.4	51	7	8.1
TAYLOR, Nolan	18-15	18.3	.557	.000	.625	4.1	0.9	5	2	8.8	18-15	18.3	.557	.000	.625	4.1	0.9	5	2	8.8
LOVE, Jordan	20-0	19.3	.402	.357	.583	2.6	1.9	23	4	6.0	45-4	15.5	.375	.313	.582	1.9	1.2	30	6	4.4
PATTERSON, Manny	19-9	12.6	.533	.000	.744	2.9	0.3	1	18	5.7	19-9	12.6	.533	.000	.744	2.9	0.3	1	18	5.7
AGNEW, Darrious	15-0	10.3	.468	.667	.543	2.5	0.4	4	4	4.3	37-5	10.5	.436	.364	.600	2.3	0.4	15	4	4.5
RUSSELL, Nygal	24-7	19.2	.366	.162	.500	3.9	0.9	25	3	3.8	83-23	17.7	.389	.287	.646	3.1	1.3	57	7	5.2
BRANSON, Dylan	24-2	15.9	.531	.520	.923	2.4	1.3	8	4	3.2	24-2	15.9	.531	.520	.923	2.4	1.3	8	4	3.2
JOHNSON, Nate	22-0	8.7	.561	.000	.409	2.1	0.3	4	9	2.5	22-0	8.7	.561	.000	.409	2.1	0.3	4	9	2.5
MORRISON, Evan	5-0	2.0	.143	.333	.000	0.4	0.2	1	0	0.6	22-0	4.5	.238	.286	.000	0.4	0.1	3	0	0.6
LONG, Parker	12-0	4.3	.500	.667	.000	0.5	0.1	1	0	0.5	12-0	4.3	.500	.667	.000	0.5	0.1	1	0	0.5

SCORING	**fg-fga**	**fg%**	**3fg-fga**	**3fg%**	**ft-fta**	**ft%**	**pts**	**pts/g**	**fg-fga**	**fg%**	**3fg-fga**	**3fg%**	**ft-fta**	**ft%**	**pts**	**pts/g**
HARRIS, Chris	84-234	.359	35-120	.292	86-115	.748	289	12.6	93-249	.373	40-127	.315	94-125	.752	320	12.8
REED, JR., Eric	87-181	.481	48-107	.449	22-36	.611	244	10.2	87-181	.481	48-107	.449	22-36	.611	244	10.2
AKENTEN, Nana	75-189	.397	48-133	.361	21-28	.750	219	9.1	75-189	.397	48-133	.361	21-28	.750	219	9.1
NICHOLAS, DQ	65-169	.385	12-51	.235	70-98	.714	212	8.8	137-351	.390	30-111	.270	135-186	.726	439	8.1
TAYLOR, Nolan	59-106	.557	0-0	.000	40-64	.625	158	8.8	59-106	.557	0-0	.000	40-64	.625	158	8.8
LOVE, Jordan	41-102	.402	10-28	.357	28-48	.583	120	6.0	69-184	.375	15-48	.313	46-79	.582	199	4.4
PATTERSON, Manny	40-75	.533	0-0	.000	29-39	.744	109	5.7	40-75	.533	0-0	.000	29-39	.744	109	5.7
AGNEW, Darrious	22-47	.468	2-3	.667	19-35	.543	65	4.3	61-140	.436	4-11	.364	42-70	.600	168	4.5
RUSSELL, Nygal	34-93	.366	6-37	.162	16-32	.500	90	3.8	151-388	.389	45-157	.287	84-130	.646	431	5.2
BRANSON, Dylan	26-49	.531	13-25	.520	12-13	.923	77	3.2	26-49	.531	13-25	.520	12-13	.923	77	3.2
JOHNSON, Nate	23-41	.561	0-0	.000	9-22	.409	55	2.5	23-41	.561	0-0	.000	9-22	.409	55	2.5
MORRISON, Evan	1-7	.143	1-3	.333	0-0	.000	3	0.6	5-21	.238	4-14	.286	0-0	.000	14	0.6
LONG, Parker	2-4	.500	2-3	.667	0-0	.000	6	0.5	2-4	.500	2-3	.667	0-0	.000	6	0.5

TOTALS	**o-reb**	**d-reb**	**t-reb**	**pf**	**fo**	**ast**	**to**	**a/to**	**o-reb**	**d-reb**	**t-reb**	**pf**	**fo**	**ast**	**to**	**a/to**
HARRIS, Chris	5	46	51	44	1	70	59	1.2	5	52	57	49	1	72	64	1.1
REED, JR., Eric	20	37	57	43	0	31	32	1.0	20	37	57	43	0	31	32	1.0
AKENTEN, Nana	25	113	138	56	2	24	50	0.5	25	113	138	56	2	24	50	0.5
NICHOLAS, DQ	13	103	116	59	2	78	78	1.0	20	170	190	107	2	128	126	1.0
TAYLOR, Nolan	24	49	73	42	0	16	17	0.9	24	49	73	42	0	16	17	0.9
LOVE, Jordan	11	40	51	16	0	37	22	1.7	22	65	87	36	0	54	46	1.2
PATTERSON, Manny	16	39	55	43	1	6	24	0.3	16	39	55	43	1	6	24	0.3
AGNEW, Darrious	17	21	38	18	0	6	9	0.7	32	52	84	53	1	16	29	0.6
RUSSELL, Nygal	25	68	93	51	2	22	28	0.8	49	206	255	158	4	108	112	1.0
BRANSON, Dylan	17	40	57	47	2	31	37	0.8	17	40	57	47	2	31	37	0.8
JOHNSON, Nate	18	29	47	29	0	6	14	0.4	18	29	47	29	0	6	14	0.4
MORRISON, Evan	1	1	2	0	0	1	1	1.0	3	5	8	5	0	2	2	1.0
LONG, Parker	2	4	6	3	0	1	3	0.3	2	4	6	3	0	1	3	0.3

Game 1

Southeast Missouri 71 Kansas City 66

November 28, 2020 • Mabee Fieldhouse • Kansas City, Mo.

KANSAS CITY, Mo. Nygal Russell scored eight points, had a steal and knocked down two huge 3-pointers in the final 2:32 to give Southeast Missouri a 71-66 win over Kansas City at the Negro Baseball League Museum Tip-Off Classic.

Russell, who finished with 14 points as one of four SEMO players in double figures, hit both of his treys in the last minute to help get Brad Korn his first career win as the Redhawks head coach.

A native of Houston, Texas, Russell buried the first of his two clutch 3-pointers to put the Redhawks ahead, 68-64, after KC made it a one-point game.

Then, following two free throws by Franck Kamgain which narrowed the Redhawks lead to 68-66 with 33 seconds to go, Russell delivered the final blow with his long range bomb as the shot clock expired giving SEMO a 71-66 advantage.

KC inbounded the ball with two seconds left and Russell intercepted the pass to end his impressive game-changing effort down the stretch.

Chris Harris scored a game-high 18 points to lead four Redhawks in double figures. Nana Akenten (17), Russell and Nolan Taylor (10) were the others.

Game 2

Southern Illinois 87 Southeast Missouri 79 OT

December 2, 2020 • Show Me Center • Cape Girardeau, Mo.

CAPE GIRARDEAU, Mo. Southern Illinois scored 28 points at the free throw line and sunk nine in overtime to escape with an 87-79 win over Southeast Missouri.

SEMO led, 65-54, with a little over six minutes remaining in regulation when SIU went on a 15-4 run to tie the game at 69-69. Dalton Banks converted a conventional 3-point play and Anthony D'Avanzo made a free throw to knot things up with 20 seconds left.

Chris Harris drove the lane and banked in a layup to regain a 71-69 edge for the Redhawks 12 seconds later.

DQ Nicholas was then called for a foul when contact was made near midcourt on SIU's inbound pass. D'Avanzo headed to the free throw line again, this time making two shots to breing the game to a 71-71 deadlock with four seconds on the clock.

SEMO had one last chance to win it, but Harris' 3-point attempt came off the front of the rim.

The Salukis scored the first seven points of overtime and the Redhawks didn't recover.

Eric Reed, Jr. led SEMO with 17 points, Harris added 15, Nolan Taylor finished with 14 and Jordan Love chipped in 10.

Nygal Russell turned in career-highs in rebounds (11) and minutes played (38).

Official Basketball Box Score - Final

Southeast Mo. St. at Kansas City

11/28/20 Mabee Fieldhouse, Kansas City
2020-21 Men's Basketball

Game Time: 4:00 PM
Game Duration: 2:05
Attendance: 175

Officials: Michael Swoboda, Robert Felder, Chris Pasci

Southeast Mo. St. - 71 Record: 1-0

NO.	Name		Min	FG M-A	3P M-A	FT M-A	Rebounds OR	DR	TOT	Fouls PF	FD	TP	AS	TO	ST	Blocks BS	BA	+/-
31	Nolan Taylor	F	25:13	2-4	0-0	6-6	1	6	7	3	4	10	0	1	0	0	1	-2
3	Eric Reed, Jr.	G	10:25	0-2	0-1	0-0	0	0	0	4	1	0	0	1	0	0	0	4
5	Chris Harris	G	35:02	5-9	3-6	5-11	1	2	3	1	8	18	4	4	0	0	1	6
11	DQ Nicholas	G	19:15	2-3	0-1	4-4	0	1	1	5	4	8	0	4	1	0	0	6
25	Nygal Russell	G	32:31	3-5	3-5	5-8	0	7	7	4	4	14	1	1	2	2	0	-4
21	Nana Akenten		32:27	6-12	4-9	1-2	0	6	6	2	1	17	2	2	3	2	0	9
14	Nate Johnson		13:21	0-0	0-0	0-1	1	3	4	2	1	0	2	0	0	1	0	11
2	Jordan Love		26:34	2-6	0-1	0-3	0	3	3	0	2	4	3	1	4	0	0	3
33	Dylan Branson		05:12	0-0	0-0	0-0	0	0	0	1	0	0	0	2	1	0	0	-8
Team							0	0	0			0		1				
Totals				20-41	10-23	21-35	3	26	31	22	25	71	12	17	11	5	2	5

Technical Fouls:NONE

Shooting By Period	
1st FG%	11-22 50.0%
3PT%	7-15 46.7%
FT%	8-14 57.1%
2nd FG%	9-19 47.4%
3PT%	3-8 37.5%
FT%	13-21 61.9%
GM FG%	20-41 48.8%
3PT%	10-23 43.5%
FT%	21-35 60.0%

Dead Ball Rebounds: 7, 0

Kansas City - 66 Record: 2-1

NO.	Name		Min	FG M-A	3P M-A	FT M-A	Rebounds OR	DR	TOT	Fouls PF	FD	TP	AS	TO	ST	Blocks BS	BA	+/-
20	Josiah Allick	F	20:52	3-4	1-2	0-0	1	3	4	4	1	7	0	0	2	1	0	-3
00	Zion Williams	G	32:33	5-9	0-1	0-0	1	3	4	4	0	10	5	5	4	0	0	-2
3	Brandon McKissic	G	30:16	5-12	1-3	5-8	0	2	2	5	10	16	2	4	2	0	1	-4
11	Franck Kamgain	G	33:52	1-7	0-2	6-8	0	3	3	3	4	8	3	2	2	0	1	2
33	Marvin Nesbitt Jr.	G	37:56	7-12	1-2	0-3	3	5	8	3	4	15	1	1	1	1	2	-1
32	Kaimen Lennox		06:26	0-2	0-1	0-0	0	0	0	2	0	0	2	0	0	0	0	-3
10	Hidde Roessink		16:09	2-4	1-2	3-4	0	3	3	1	3	8	0	3	0	0	1	-5
21	Sam Martin		07:15	0-0	0-0	0-0	0	2	2	1	0	0	0	1	1	0	0	-10
4	Jacob Johnson		13:43	1-2	0-0	0-0	0	0	0	2	0	2	0	1	1	0	0	2
12	Jonathan Bolden		00:58	0-0	0-0	0-0	0	0	0	0	0	0	0	0	0	0	0	-1
Team							2	4	6			0		0				
Totals				24-52	4-13	14-23	7	25	32	25	22	66	13	17	13	2	5	-5

Technical Fouls:NONE

Shooting By Period	
1st FG%	10-22 45.5%
3PT%	3-10 30.0%
FT%	8-12 66.7%
2nd FG%	14-30 46.7%
3PT%	1-3 33.3%
FT%	6-11 54.5%
GM FG%	24-52 46.2%
3PT%	4-13 30.8%
FT%	14-23 60.9%

Dead Ball Rebounds: 2, 0

	SEMO	Roos
Biggest lead	11 (2nd 17:51)	3 (1st 18:47)
Best Scoring Run	8(2nd 17:51)	7(2nd 1:19)
Lead Changes	3	
Times Tied	1	
Time with Lead	34:40	04:07

Points from	SEMO	Roos
Turnovers	20	16
Paint	16	40
Second Chance	7	8
Fast Breaks	8	12
Bench	21	10

Period by Period Scoring	1st	2nd	TOT
SEMO	37	34	71
Roos	31	35	66

Official Basketball Box Score -- Game Totals -- Final Statistics
Southern Illinois vs Southeast Missouri
12-02-20 6:30 p.m. at Show Me Center -- Cape Girardeau, Mo.

Southern Illinois 87 • 1-0

##	Player		Total FG-FGA	3-Ptr FG-FGA	FT-FTA	Rebounds Off	Def	Tot	PF	TP	A	TO	Blk	Stl	Min
01	DOMASK, Marcus	f	6-11	1-3	11-12	1	4	5	1	24	3	6	2	0	44
33	D'AVANZO, Anthony	f	4-7	2-3	3-3	1	3	4	3	13	0	0	3	0	23
05	JONES, Lance	g	3-10	1-4	0-2	1	3	4	1	7	2	1	1	2	25
10	HARVEY, Ben	g	5-11	3-6	9-10	0	7	7	2	22	3	0	1	0	35
24	BROWN, Trent	g	1-5	1-2	1-2	0	4	4	3	4	2	1	0	1	30
03	BANKS, Dalton		5-9	1-2	3-3	0	1	1	4	14	1	1	0	2	39
14	FILEWICH, Kyler		1-2	0-0	0-0	0	1	1	4	2	1	0	0	0	12
22	VERPLANCKEN, Steven		0-2	0-1	1-3	0	2	2	0	1	1	0	0	0	14
25	LONG, Jakolby		0-1	0-0	0-0	0	1	1	0	0	0	0	0	0	3
	Team					1	7	8							
	Totals		25-58	9-21	28-35	4	33	37	18	87	13	9	7	5	225

FG %	1st Half: 10-27	37.0%	2nd half: 12-25	48.0%	OT: 3-6	50.0%	Game: 25-58	43.1%	Deadball Rebounds 3
3FG %	1st Half: 3-10	30.0%	2nd half: 5-9	55.6%	OT: 1-2	50.0%	Game: 9-21	42.9%	
FT %	1st Half: 6-11	54.5%	2nd half: 13-14	92.9%	OT: 9-10	90.0%	Game: 28-35	80.0%	

Southeast Missouri 79 • 1-1

##	Player		Total FG-FGA	3-Ptr FG-FGA	FT-FTA	Rebounds Off	Def	Tot	PF	TP	A	TO	Blk	Stl	Min
31	TAYLOR, Nolan	f	6-11	0-0	2-5	2	5	7	3	14	2	0	0	0	22
03	REED, JR., Eric	g	6-10	3-5	2-3	4	1	5	3	17	0	0	1	1	38
05	HARRIS, Chris	g	6-15	1-6	2-2	1	0	1	5	15	5	2	0	1	22
11	NICHOLAS, DQ	g	2-12	0-1	3-5	0	3	3	3	7	4	2	0	0	32
25	RUSSELL, Nygal	g	0-6	0-1	0-0	4	7	11	5	0	2	2	1	2	38
02	LOVE, Jordan		4-5	1-1	1-4	0	3	3	1	10	3	2	1	1	19
14	JOHNSON, Nate		3-5	0-0	0-0	1	2	3	0	6	1	0	2	0	14
21	AKENTEN, Nana		3-7	1-4	1-2	1	7	8	5	8	1	5	2	1	32
33	BRANSON, Dylan		1-3	0-1	0-0	1	3	4	3	2	3	0	0	0	8
	Team					4	1	5							
	Totals		31-74	6-19	11-21	18	32	50	28	79	21	13	7	6	225

FG %	1st Half: 13-33	39.4%	2nd half: 15-32	46.9%	OT: 3-9	33.3%	Game: 31-74	41.9%	Deadball Rebounds 2
3FG %	1st Half: 1-6	16.7%	2nd half: 4-9	44.4%	OT: 1-4	25.0%	Game: 6-19	31.6%	
FT %	1st Half: 4-7	57.1%	2nd half: 6-10	60.0%	OT: 1-4	25.0%	Game: 11-21	52.4%	

Officials: John Dillon, Gene Grimshaw, Mike O'Neill
Technical fouls: Southern Illinois-None. Southeast Missouri-None.
Attendance: 740

Score by periods	1st	2nd	OT	Total
Southern Illinois	29	42	16	**87**
Southeast Missouri	31	40	8	**79**

Points	In Paint	Off T/O	2nd Chance	Fast Break	Bench
SIU	32	15	2	4	17
SEMO	38	10	17	6	26

Game 3

Lipscomb 77
Southeast Missouri 82

December 7, 2020 • Show Me Center • Cape Girardeau, Mo.

CAPE GIRARDEAU, Mo. Chris Harris and Eric Reed, Jr. each scored 19 points, and Nolan Taylor added 16 points and eight rebounds to lead Southeast Missouri to an 82-77 win over Preseason Atlantic Sun Conference favorite Lipscomb.

SEMO led for the final 11:04 of the tight contest after Reed, Jr.'s jumper gave it a 56-55 edge. The Redhawks then didn't lead by more than six points and fought off a Lipscomb team that pulled to within one six times in the last 10 minutes.

Jordan Love drove the lane and scored a big basket to put the Redhawks ahead, 78-72, at the 2:24 mark. SEMO later made four free throws in the final 1:01 to polish off the win.

Reed, Jr. gave SEMO a huge spark off the bench going 8-of-10 from the field and 3-of-4 from 3-point range.

Taylor was a force underneath finishing with 5-of-9 field goals, 6-of-8 free throws, five offensive rebounds and five assists in 28 minutes.

Harris shot 7-of-13 from the field, made three 3-pointers and dished out three assists, while DQ Nicholas contributed 12 points, five assists and three steals.

Head Coach Brad Korn picked up his first career win at the show Me Center.

Official Basketball Box Score -- Game Totals -- Final Statistics
Lipscomb vs Southeast Missouri
12-07-20 6:30 p.m. at Show Me Center -- Cape Girardeau, Mo.

Lipscomb 77 • 1-4

##	Player		Total FG-FGA	3-Ptr FG-FGA	FT-FTA	Rebounds Off	Def	Tot	PF	TP	A	TO	Blk	Stl	Min
23	ASADULLAH, Ahsan	c	6-8	0-0	4-6	1	6	7	2	16	10	6	2	0	31
01	JONES, Greg	g	7-13	4-9	0-0	0	1	1	1	18	0	0	0	0	35
03	FERGUSON, Romeao	g	4-10	0-3	2-2	1	4	5	3	10	3	2	0	0	30
10	WOLFE, Jake	g	7-10	4-5	4-5	0	2	2	1	22	3	3	0	1	29
25	MILLER, Miles	g	1-6	1-3	0-0	1	1	2	4	3	5	0	0	0	22
05	COLEMAN, Kaleb		1-2	1-2	0-0	0	0	0	1	3	0	1	0	0	3
11	JONES, Alex		0-0	0-0	0-0	1	0	1	1	0	1	0	0	0	18
12	CARY, Carson		0-0	0-0	0-0	0	0	0	0	0	0	0	0	0	9
13	HAZEN, Parker		2-2	0-0	1-1	0	5	5	3	5	0	1	0	0	23
	Team					0	2	2							
	Totals		28-51	10-22	11-14	4	21	25	16	77	22	13	2	1	200

FG % 1st Half: 14-28 50.0% 2nd half: 14-23 60.9% Game: 28-51 54.9%
3FG % 1st Half: 6-13 46.2% 2nd half: 4-9 44.4% Game: 10-22 45.5%
FT % 1st Half: 3-5 60.0% 2nd half: 8-9 88.9% Game: 11-14 78.6%

Deadball Rebounds 2

Southeast Missouri 82 • 2-1

##	Player		Total FG-FGA	3-Ptr FG-FGA	FT-FTA	Rebounds Off	Def	Tot	PF	TP	A	TO	Blk	Stl	Min
31	TAYLOR, Nolan	f	5-9	0-0	6-8	5	3	8	3	16	5	0	1	1	28
05	HARRIS, Chris	g	7-13	3-7	2-2	0	0	0	0	19	3	2	0	1	30
11	NICHOLAS, DQ	g	4-10	1-4	3-4	1	2	3	4	12	5	2	0	3	29
21	AKENTEN, Nana	g	3-10	3-6	0-0	3	4	7	1	9	0	1	0	0	29
25	RUSSELL, Nygal	g	1-5	0-3	1-2	1	2	3	0	3	0	1	0	0	20
02	LOVE, Jordan		1-3	0-1	0-0	0	2	2	0	2	4	0	0	0	21
03	REED, JR., Eric		8-10	3-4	0-0	0	2	2	2	19	1	0	0	1	23
14	JOHNSON, Nate		1-1	0-0	0-0	1	3	4	1	2	0	1	0	0	12
33	BRANSON, Dylan		0-1	0-1	0-0	0	0	0	1	0	1	0	0	0	8
	Team					0	2	2							
	Totals		30-62	10-26	12-16	11	20	31	12	82	19	7	1	6	200

FG % 1st Half: 16-32 50.0% 2nd half: 14-30 46.7% Game: 30-62 48.4%
3FG % 1st Half: 5-12 41.7% 2nd half: 5-14 35.7% Game: 10-26 38.5%
FT % 1st Half: 2-2 100.0 2nd half: 10-14 71.4% Game: 12-16 75.0%

Deadball Rebounds 3

Officials: Greg Rennegarbe, Davis Maxwell, Cedric Coleman
Technical fouls: Lipscomb-None. Southeast Missouri-None.
Attendance: 580

Score by periods	1st	2nd	Total
Lipscomb	37	40	**77**
Southeast Missouri	39	43	**82**

Points	In Paint	Off T/O	2nd Chance	Fast Break	Bench
LU	32	7	1	2	8
SEMO	28	23	12	4	23

Game 4

Southeast Missouri 74
Lipscomb 80 OT

December 9, 2020 • Allen Arena • Nashville, Tenn.

NASHVILLE, Tenn. Southeast Missouri put together a ferocious comeback, but came up short in an 80-74 overtime loss to Lipscomb.

Jake Wolfe scored 26 points and made a 3-pointer at the buzzer to send the game to overtime.

LU was down four with 50 seconds left in regulation and pulled within a point on a Wolfe Layup. Jordan Love was later fouled and split two free throws leaving SEMO ahead, 63-60.

Wolfe then splashed in an off-balance 3-pointer to send the gaqme to overtime.

The Bisons went a perfect 8-of-8 at the free throw line in overtime to avenge an earlier loss to the Redhawks.

The Redhawks trailed by 15 points (40-25) 3:39 into the second half and used a 20-2 run to erase the deficit.

Nygal Russell scored five points in a quick 42 seconds and made a free throw to tie the game at 44-44 with 8:51 on the clock.

Nolan Taylor's layup gave SEMO its first lead since the first half at 47-46.

Four free throws by DQ Nicholas off a pair of LU technical fouls helped widen SEMO's lead to 55-46 with a little over six minutes remaining.

SEMO led the rest of the way until Wolfe's game-tying three.

Official Basketball Box Score -- Game Totals -- Final Statistics
SEMO vs Lipscomb
12-09-20 7 p.m. at Allen Arena -- Nashville, Tenn.

SEMO 74 • 2-2

##	Player		Total FG-FGA	3-Ptr FG-FGA	FT-FTA	Rebounds Off	Def	Tot	PF	TP	A	TO	Blk	Stl	Min
31	TAYLOR, Nolan	f	3-6	0-0	2-2	1	3	4	1	8	0	2	1	1	20
05	HARRIS, Chris	g	7-17	4-8	3-8	0	2	2	2	21	0	4	0	0	35
11	NICHOLAS, DQ	g	5-12	1-3	6-7	1	4	5	2	17	1	6	1	1	37
21	AKENTEN, Nana	g	1-3	0-2	0-0	1	3	4	2	2	2	2	1	1	22
25	RUSSELL, Nygal	g	3-4	0-1	3-5	4	4	8	5	9	1	2	0	2	29
02	LOVE, Jordan		2-6	0-1	4-6	1	4	5	2	8	2	1	0	2	29
03	REED, JR., Eric		2-3	1-2	0-0	1	2	3	4	5	0	2	0	0	30
14	JOHNSON, Nate		1-3	0-0	0-0	3	2	5	1	2	1	0	0	0	10
33	BRANSON, Dylan		1-1	0-0	0-0	0	0	0	3	2	1	2	0	0	13
	Team					3	2	5							
	Totals		25-55	6-17	18-28	15	26	41	22	74	8	21	3	7	225

FG % 1st Half: 7-22 31.8% 2nd half: 13-24 54.2% OT: 5-9 55.6% Game: 25-55 45.5%
3FG % 1st Half: 3-8 37.5% 2nd half: 3-7 42.9% OT: 0-2 0.0% Game: 6-17 35.3%
FT % 1st Half: 5-8 62.5% 2nd half: 12-19 63.2% OT: 1-1 100.0 Game: 18-28 64.3%

Deadball Rebounds 3,1

Lipscomb 80 • 2-4

##	Player		Total FG-FGA	3-Ptr FG-FGA	FT-FTA	Rebounds Off	Def	Tot	PF	TP	A	TO	Blk	Stl	Min
23	ASADULLAH, Ahsan	c	3-5	0-0	1-2	0	5	5	5	7	2	2	1	0	17
01	JONES, Greg	g	6-13	3-8	2-2	0	0	0	4	17	1	0	0	0	39
03	FERGUSON, Romeao	g	6-7	0-0	0-2	1	5	6	4	12	1	3	2	2	39
10	WOLFE, Jake	g	6-11	2-3	12-14	0	2	2	1	26	4	0	0	0	39
25	MILLER, Miles	g	0-4	0-1	0-0	0	1	1	1	0	1	2	0	1	15
02	PRUITT, Will		0-1	0-0	0-0	0	0	0	0	0	0	0	0	0	0
04	SHULMAN, Tanner		0-0	0-0	0-0	0	0	0	0	0	0	0	0	0	3
05	COLEMAN, Kaleb		0-2	0-1	0-0	0	1	1	0	0	0	0	0	0	8
11	JONES, Alex		2-3	1-2	0-0	0	4	4	1	5	5	1	0	2	30
12	CARY, Carson		3-5	3-5	2-2	0	1	1	1	11	0	1	0	1	16
13	HAZEN, Parker		0-3	0-0	0-0	0	1	1	5	0	0	0	0	1	12
14	MURR, Tommy		0-1	0-0	2-2	0	0	0	2	2	1	0	0	0	7
	Team					2	2	4				1			
	Totals		26-55	9-20	19-24	3	22	25	24	80	15	10	3	7	225

FG % 1st Half: 13-30 43.3% 2nd half: 9-20 45.0% OT: 4-5 80.0% Game: 26-55 47.3%
3FG % 1st Half: 6-11 54.5% 2nd half: 2-8 25.0% OT: 1-1 100.0 Game: 9-20 45.0%
FT % 1st Half: 0-0 0.0% 2nd half: 11-16 68.8% OT: 8-8 100.0 Game: 19-24 79.2%

Deadball Rebounds 4

Officials: Wil Howard, R.B. Clyburn, John Dillon
Technical fouls: SEMO-None. Lipscomb-JONES, Greg; WOLFE, Jake.
Attendance: 488

Score by periods	1st	2nd	OT	Total
SEMO	22	41	11	**74**
Lipscomb	32	31	17	**80**

Points	In Paint	Off T/O	2nd Chance	Fast Break	Bench
SEMO	32	17	17	0	17
LIP	34	30	2	6	18

Game 5

Southeast Missouri 63
Evansville 66 OT

December 15, 2020 • Ford Center • Evansville, Ind.

EVANSVILLE, Ind. Southeast Missouri lost in overtime for the third time when it fell to Missouri Valley Conference member Evansville, 66-63.

UE trailed, 54-48, with 2:50 left to play when it scored eight of the final 10 points of regulation and tied the game at 56-56. Jawaun Newton made two free throws with 21 seconds left to knot things up.

In overtime, SEMO led, 63-61, after Jordan Love split a pair of free throws with 18 seconds on the clock. On the ensuing possession, Shamar Givance made a layup and was fouled with one second remaining. Givance knocked down the free throw to complete his 3-point play and send the Purple Aces to victory.

SEMO led by no more than six points in the game.

Nana Akenten, Nate Johnson and Eric Reed, Jr. combined for 18 of the Redhawks 26 points in a low scoring first half.

Reed, Jr. came off the bench to lead SEMO with 16 points on 6-of-11 field goals. Three of his makes came from 3-point range. Akenten followed with 14 points and a game-high 4-of-4 from distance. Nolan Taylor narrowly missed a double-double with 13 points and nine rebounds.

The Redhawks outrebounded UE, 41-32.

Game 6

UT Martin 69
Southeast Missouri 67

December 18, 2020 • Show Me Center • Cape Girardeau, Mo.

CAPE GIRARDEAU, Mo. Eden Holt made a baseline jumper with one second left to lift UT Martin to a 69-67 win over Southeast Missouri.

Chris Harris, who had a team and career-high 23 points, tied the game at 67-67 on his trey with eight seconds remaining.

Then, on the final possession, Holt drove to his right and got off his jumper which dropped through the basket to give the Skyhawks their Ohio Valley Conference opening victory.

SEMO, which lost for the first time in a game that didn't go to overtime, led for only 1:39 of the contest.

In a back-and-forth battle that included four ties and six lead changes, the Redhawks never led by more than two points and were shaken off by the Skyhawks every time they made a run.

Holt's 3-pointer put UTM up, 54-48, with a little over six minutes to go.

A 3-pointer by Eric Reed, Jr. cut the Skyhawks lead in half before Nygal Russell converted a 3-point play to make it a 54-54 game.

With less than a minute to go, Harris made a jumper to pull SEMO within three before knocking down his game-tying shot.

Harris scored double figures for the fifth time in 2020-21.

Official Basketball Box Score - Final
Southeast Mo. St. at Evansville
12/15/20 Ford Center, Evansville
2020-21 Men's Basketball

Game Time: 6:00 PM
Game Duration: 2:11

Officials: Gary Maxwell, Antinio Petty, Terry Wymer

Southeast Mo. St. - 63 Record: 2-3

NO.	Name		Min	FG M-A	3P M-A	FT M-A	Rebounds OR	DR	TOT	Fouls PF	FD	TP	AS	TO	ST	Blocks BS	BA	+/-
31	Nolan Taylor	F	29:16	6-11	0-0	1-3	0	9	9	4	5	13	1	2	0	0	1	-7
5	Chris Harris	G	25:00	1-9	0-3	2-3	0	2	2	4	4	4	0	4	0	0	1	-1
11	DQ Nicholas	G	26:56	1-5	0-2	0-0	0	7	7	5	0	2	4	3	1	0	1	-4
21	Nana Akenten	G	27:59	4-6	4-4	2-2	3	2	5	3	1	14	0	1	0	0	1	3
25	Nygal Russell	G	27:57	1-3	0-1	0-0	0	6	6	1	0	2	0	2	1	0	0	-9
3	Eric Reed, Jr.		38:22	6-11	3-5	1-3	1	3	4	0	3	16	1	2	1	0	0	3
2	Jordan Love		24:19	1-6	0-0	1-2	1	1	2	3	2	3	2	2	1	0	0	-1
14	Nate Johnson		14:47	2-3	0-0	2-2	3	0	3	3	1	6	0	0	0	0	0	5
33	Dylan Branson		10:24	1-1	1-1	0-0	0	0	0	1	1	3	1	0	0	0	0	-4
Team							2	1	3			0		0				
Totals				23-55	8-16	9-15	10	31	41	24	17	63	9	16	4	0	4	-3

Shooting By Period		
1st FG%	9-25	36.0%
3PT%	4-8	50.0%
FT%	4-8	50%
2nd FG%	11-24	45.8%
3PT%	4-7	57.1%
FT%	4-5	80%
:OT FG%	3-6	50.0%
3PT%	0-1	0.0%
FT%	1-2	50%
GM FG%	23-55	41.8%
3PT%	8-16	50.0%
FT%	9-15	60.0%

Technical Fouls::NONE

Dead Ball Rebounds: 1, 0

Evansville - 66 Record: 2-3

NO.	Name		Min	FG M-A	3P M-A	FT M-A	Rebounds OR	DR	TOT	Fouls PF	FD	TP	AS	TO	ST	Blocks BS	BA	+/-
2	Jax Levitch	F	34:00	0-3	0-3	0-0	1	6	7	1	0	0	1	0	0	0	0	13
10	Evan Kuhlman	F	20:30	2-7	2-5	0-0	1	2	3	4	0	6	1	1	0	2	0	12
3	Jawaun Newton	G	40:22	4-11	3-6	4-4	0	4	4	3	9	15	1	1	0	0	0	6
5	Shamar Givance	G	38:39	7-13	0-1	6-8	0	3	3	3	5	20	5	2	1	1	0	-4
30	Noah Frederking	G	35:31	4-6	2-4	1-2	0	3	3	0	3	11	0	0	0	0	0	6
31	Iyen Enaruna		25:24	3-6	0-0	3-4	3	3	6	2	5	9	0	1	0	1	0	-5
23	Trey Hall		11:42	1-3	1-2	0-0	0	1	1	1	0	3	0	1	2	0	0	-12
41	Samari Curtis		11:39	0-2	0-0	2-4	0	3	3	1	2	2	0	1	1	0	0	-1
00	Gage Bobe		02:39	0-1	0-1	0-0	0	0	0	0	0	0	0	0	0	0	0	5
11	Thomasi Gilgeous-Alexander		04:34	0-2	0-1	0-0	0	1	1	2	0	0	0	0	0	0	0	-5
Team							0	1	1			0		2				
Totals				21-54	8-23	16-22	5	27	32	17	24	66	8	9	4	4	0	3

Shooting By Period		
1st FG%	7-23	30.4%
3PT%	3-14	21.4%
FT%	7-11	63.6%
2nd FG%	11-25	44.0%
3PT%	4-7	57.1%
FT%	6-6	100%
:OT FG%	3-6	50.0%
3PT%	1-2	50.0%
FT%	3-5	60%
GM FG%	21-54	38.9%
3PT%	8-23	34.8%
FT%	16-22	72.7%

Dead Ball Rebounds: 3, 0

Technical Fouls::NONE

	SEMO	EVAN
Biggest lead	6 (1st 13:33)	5 (1st 18:19)
Best Scoring Run	8(2nd 5:30)	7(2nd 7:07)
Lead Changes	8	
Times Tied	6	
Time with Lead	28:18	13:04

Points from	SEMO	EVAN
Turnovers	13	12
Paint	24	20
Second Chance	12	7
Fast Breaks	8	9
Bench	28	14

Period by Period Scoring	1st	2nd	OT1	TOT
SEMO	26	30	7	63
EVAN	24	32	10	66

Official Basketball Box Score -- Game Totals -- Final Statistics
UT Martin vs Southeast Missouri
12-18-20 6:30 p.m. at Show Me Center -- Cape Girardeau, Mo.

UT Martin 69 • 3-0, 1-0 OVC

##	Player		Total FG-FGA	3-Ptr FG-FGA	FT-FTA	Rebounds Off	Def	Tot	PF	TP	A	TO	Blk	Stl	Min
12	KENNEDY, Ajani	f	1-5	0-3	0-0	3	3	6	4	2	2	1	0	0	26
33	ESKRIDGE, Kenton	f	4-7	1-2	0-2	0	2	2	1	9	3	2	0	0	26
00	HOLT, Eden	g	4-10	2-4	0-0	0	1	1	2	10	5	0	0	2	40
04	WILLIAMS, Jaron	g	5-9	3-3	0-0	1	5	6	3	13	0	2	1	0	29
15	HOLDEN, Cameron	g	8-14	1-1	7-7	2	8	10	3	24	1	3	0	4	31
02	THOMAS, Anthony		3-11	0-4	3-6	2	2	4	2	9	1	0	0	0	35
10	RUSTIN, Eric		0-1	0-0	2-2	0	1	1	2	2	0	1	1	0	13
	Team					0	3	3							
	Totals		25-57	7-17	12-17	8	25	33	17	69	12	9	2	6	200

FG % 1st Half: 12-27 44.4% 2nd half: 13-30 43.3% Game: 25-57 43.9%
3FG % 1st Half: 4-10 40.0% 2nd half: 3-7 42.9% Game: 7-17 41.2%
FT % 1st Half: 3-4 75.0% 2nd half: 9-13 69.2% Game: 12-17 70.6%

Deadball Rebounds 3

Southeast Missouri 67 • 2-4, 0-1 OVC

##	Player		Total FG-FGA	3-Ptr FG-FGA	FT-FTA	Rebounds Off	Def	Tot	PF	TP	A	TO	Blk	Stl	Min
31	TAYLOR, Nolan	f	1-1	0-0	1-2	1	1	2	3	3	1	1	0	0	18
05	HARRIS, Chris	g	7-14	2-5	7-10	0	1	1	2	23	1	3	0	0	32
11	NICHOLAS, DQ	g	5-7	1-2	0-0	0	6	6	2	11	4	3	1	2	32
21	AKENTEN, Nana	g	2-7	1-5	0-0	0	3	3	2	5	2	1	0	1	30
25	RUSSELL, Nygal	g	1-3	0-2	2-4	3	2	5	3	4	6	1	0	1	21
02	LOVE, Jordan		3-7	3-6	0-0	1	1	2	2	9	2	2	0	1	19
03	REED, JR., Eric		3-10	2-7	2-2	0	1	1	2	10	1	0	1	0	27
10	PATTERSON, Manny		0-0	0-0	0-0	0	4	4	0	0	0	0	0	0	5
14	JOHNSON, Nate		1-2	0-0	0-1	0	2	2	1	2	0	0	1	0	9
33	BRANSON, Dylan		0-0	0-0	0-0	0	1	1	1	0	0	0	0	0	7
	Team					1	4	5							
	Totals		23-51	9-27	12-19	6	26	32	18	67	17	11	3	5	200

FG % 1st Half: 10-24 41.7% 2nd half: 13-27 48.1% Game: 23-51 45.1%
3FG % 1st Half: 2-10 20.0% 2nd half: 7-17 41.2% Game: 9-27 33.3%
FT % 1st Half: 9-13 69.2% 2nd half: 3-6 50.0% Game: 12-19 63.2%

Deadball Rebounds 4

Officials: Bret Smith, James Hicks, Scott Tierney
Technical fouls: UT Martin-None. Southeast Missouri-None.
Attendance: 748

Score by periods	1st	2nd	Total
UT Martin	31	38	**69**
Southeast Missouri	31	36	**67**

Points	In Paint	Off T/O	2nd Chance	Fast Break	Bench
UTM	26	8	12	2	11
SEMO	20	12	7	8	21

Game 7

Southeast Missouri 66 Indiana State 72

December 22, 2020 • Hulman Center • Terre Haute, Ind.

TERRE HAUTE, Ind. Indiana State scored 28 points at the free throw line to key a 72-66 win over Southeast Missouri.

One of the top free throw shooting teams in the Missouri Valley Conference, ISU shot 80 percent (28-of-35) from the charity stripe and that was the difference.

For the game, ISU and SEMO combined for 50 fouls and 62 free throw attempts.

The Redhawks never led en route to their first loss of the season that wasn't in overtime or decided by a last second shot.

ISU started the game on a 9-0 run to put SEMO into an early hole just 3:33 in. The Rehawks turned the ball over six times in that stretch.

Eric Reed, Jr. later buried a 3-pointer to get the Redhawks within four (20-16) at the 8:29 mark of the first half, but the Sycamores answered with the next five points extending their lead to 25-19.

SEMO committed 11 turnovers in the first half, which resulted in the Sycamores taking a 32-24 lead at the intermission.

The Redhawks, who trailed, 52-36, with a little over 12 minutes remaining, managed to get to within four (64-60) on a pair of Dylan Branson free throws with 1:40 to go.

Chris Harris led SEMO with 16 points.

Official Basketball Box Score - Final
Southeast Mo. St. at Indiana St.
12/22/20 Hulman Center, Terre Haute, Ind.
2020-21 Men's Basketball

Game Time: 1:00 PM
Game Duration: 2:08
Attendance: 100

Officials: Jeff Campbell, John St. Clair, Gene Grimshaw

Southeast Mo. St. - 66 Record: 2-5

NO.	Name		Min	FG M-A	3P M-A	FT M-A	Rebounds OR	DR	TOT	Fouls PF	FD	TP	AS	TO	ST	Blocks BS	BA	+/-
31	Nolan Taylor	F	18:09	4-6	0-0	3-4	4	2	6	2	3	11	1	0	0	0	0	-4
5	Chris Harris	G	35:55	5-12	1-4	5-7	1	5	6	1	6	16	2	2	0	0	1	-6
11	DQ Nicholas	G	26:13	3-7	0-1	3-5	0	1	1	4	4	9	1	5	2	0	0	-5
21	Nana Akenten	G	19:49	1-5	0-3	2-3	1	3	4	5	3	4	1	1	2	0	0	-8
25	Nygal Russell	G	16:05	0-5	0-2	0-0	0	4	4	4	0	0	0	3	0	0	0	1
3	Eric Reed, Jr.		24:22	2-5	2-4	0-0	3	0	3	3	0	6	0	1	1	0	0	-8
14	Nate Johnson		00:49	0-0	0-0	0-0	0	0	0	1	0	0	0	1	0	0	0	-2
10	Manny Patterson		09:26	2-3	0-0	1-2	0	2	2	3	2	5	0	2	0	0	0	4
44	Darrious Agnew		11:33	1-2	0-0	0-0	0	2	2	2	0	2	0	0	1	1	0	-3
2	Jordan Love		17:22	0-4	0-0	1-2	0	2	2	0	1	1	1	0	0	0	0	-2
33	Dylan Branson		20:17	3-3	3-3	3-4	1	3	4	2	4	12	1	4	0	0	0	3
Team							1	0	1			0		0				
Totals				21-52	6-17	18-27	11	24	35	27	23	66	7	19	6	1	1	-6

Technical Fouls::NONE

Shooting By Period		
1st FG%	8-25	32.0%
3PT%	3-10	30.0%
FT%	5-8	62.5%
2nd FG%	13-27	48.1%
3PT%	3-7	42.9%
FT%	13-19	68.4%
GM FG%	21-52	40.4%
3PT%	6-17	35.3%
FT%	18-27	66.7%

Dead Ball Rebounds: 5, 0

Indiana St. - 72 Record: 3-2

NO.	Name		Min	FG M-A	3P M-A	FT M-A	Rebounds OR	DR	TOT	Fouls PF	FD	TP	AS	TO	ST	Blocks BS	BA	+/-
1	Tre Williams	C	34:24	3-5	0-0	5-7	2	6	8	4	8	11	1	4	0	1	0	3
3	Jake LaRavia	G	19:13	3-6	0-0	9-12	1	4	5	4	9	15	0	3	1	0	0	6
4	Cooper Neese	G	22:22	1-5	0-3	7-8	0	1	1	3	5	9	2	1	1	0	0	5
10	Julian Larry	G	24:58	0-3	0-2	0-0	1	1	2	5	0	0	1	1	2	0	0	9
11	Tyreke Key	G	30:29	5-9	1-4	7-7	0	5	5	2	4	18	2	2	0	0	0	9
20	Cobie Barnes		19:38	2-4	1-1	0-0	0	5	5	0	0	5	0	2	0	0	0	3
14	Tobias Howard		22:19	2-6	1-3	0-0	0	0	0	2	0	5	3	1	0	0	0	-2
44	Randy Miller Jr.		21:45	4-8	1-4	0-1	1	2	3	1	1	9	1	0	1	0	1	-1
21	Ndongo Ndaw		04:52	0-0	0-0	0-0	0	0	0	2	0	0	0	1	1	0	0	-2
Team							1	0	1			0		0				
Totals				20-46	4-17	28-35	6	24	30	23	27	72	10	15	6	1	1	6

Technical Fouls::NONE

Shooting By Period		
1st FG%	11-23	47.8%
3PT%	2-10	20.0%
FT%	8-10	80%
2nd FG%	9-23	39.1%
3PT%	2-7	28.6%
FT%	20-25	80%
GM FG%	20-46	43.5%
3PT%	4-17	23.5%
FT%	28-35	80.0%

Dead Ball Rebounds: 3, 0

	SEMO	INS
Biggest lead	0 (1st 20:00)	16 (2nd 12:38)
Best Scoring Run	7(2nd 6:25)	9(1st 16:27)
Lead Changes	0	
Times Tied	0	
Time with Lead	00:00	39:36

Points from	SEMO	INS
Turnovers	15	18
Paint	30	24
Second Chance	12	7
Fast Breaks	6	18
Bench	26	19

Period by Period Scoring	1st	2nd	TOT
SEMO	24	42	66
INS	32	40	72

Game 8

Southeast Missouri 63 Tennessee Tech 72

December 30, 2020 • Eblen Center • Cookeville, Tenn.

COOKEVILLE, Tenn. Southeast Missouri matched a season-low in points and had 19 turnovers in a 72-63 road loss to Tennessee Tech.

After Damaria Franklin's layup gave the Golden Eagles a double-digit lead at 15-5, the Redhawks used a 9-0 run to pull within one (15-14) with 11:41 remaining in the first half.

TTU immediately answered with a 9-0 run of its own and later led, 38-23, at halftime.

SEMO cut the Golden Eagles lead to four (56-52) when Eric Reed, Jr. converted a 3-point play with 6:39 left, but that was as close as the Redhawks would get the rest of the way.

SEMO was within two possessions a total of six times in the final 4:39 of the contest, but couldn't catch the Golden Eagles.

Reed, Jr. led the Redhawks with 14 points and Chris Harris added 11.

SEMO shot 44.4 percent (24-of-54) from the field and 57.1 percent (8-of-14) at the free throw line. The Redhawks also turned the ball over 19 times.

Jr. Clay finished with a game-high 22 points to pace TTU.

Official Basketball Box Score - Final
Southeast Missouri at Tennessee Tech
12/30/20 Eblen Center, Cookeville, TN
2020-21 Men's Basketball

Game Time: 8:00 PM
Game Duration: 1:52
Attendance: 430

Officials: Kevin Mathis, Michael Ingram, Jason Deering

Southeast Missouri - 63 Record: 2-6 (0-2)

NO.	Name		Min	FG M-A	3P M-A	FT M-A	Rebounds OR	DR	TOT	Fouls PF	FD	TP	AS	TO	ST	Blocks BS	BA	+/-
31	Nolan Taylor	F	14:59	4-5	0-0	0-0	0	2	2	3	1	8	0	1	1	0	0	0
3	Eric Reed, Jr.	G	31:12	5-9	2-5	2-4	2	0	2	3	4	14	1	1	0	0	0	-12
5	Chris Harris	G	24:42	3-9	2-4	3-4	0	3	3	2	4	11	2	3	0	0	1	-11
11	DQ Nicholas	G	31:16	3-8	0-1	2-4	1	3	4	2	4	8	8	4	1	0	0	-6
21	Nana Akenten	G	32:31	3-13	2-8	0-0	1	8	9	3	0	8	2	3	0	0	1	-5
14	Nate Johnson		02:34	0-0	0-0	0-0	0	0	0	0	0	0	0	0	0	0	0	-2
10	Manny Patterson		19:03	2-2	0-0	0-0	0	1	1	4	2	4	1	2	0	0	0	-6
25	Nygal Russell		15:47	2-5	1-2	0-0	0	1	1	1	1	5	0	1	1	0	2	-2
33	Dylan Branson		11:36	1-1	0-0	0-0	0	0	0	1	1	2	1	2	0	1	0	0
2	Jordan Love		12:56	1-1	0-0	1-2	0	3	3	0	1	3	1	2	2	0	0	0
44	Darrious Agnew		03:24	0-1	0-0	0-0	0	0	0	0	0	0	0	0	0	0	0	-1
Team							2	3	5			0		0				
Totals				24-54	7-20	8-14	6	24	30	19	18	63	16	19	5	1	4	-9

Technical Fouls::NONE

Shooting By Period		
1st FG%	9-25	36.0%
3PT%	3-11	27.3%
FT%	2-4	50%
2nd FG%	15-29	51.7%
3PT%	4-9	44.4%
FT%	6-10	60%
GM FG%	24-54	44.4%
3PT%	7-20	35.0%
FT%	8-14	57.1%

Dead Ball Rebounds: 3, 0

Tennessee Tech - 72 Record: 1-9 (1-2)

NO.	Name		Min	FG M-A	3P M-A	FT M-A	Rebounds OR	DR	TOT	Fouls PF	FD	TP	AS	TO	ST	Blocks BS	BA	+/-
12	Amadou Sylla	F	25:58	6-8	0-0	1-3	3	4	7	0	3	13	1	1	0	0	0	2
13	Kenny White Jr.	F	15:12	1-4	0-3	0-0	0	3	3	1	0	2	0	1	0	1	0	4
23	Austin Harvell	F	21:35	1-5	1-5	1-2	1	0	1	2	1	4	1	2	2	1	0	14
3	Keishawn Davidson	G	29:15	4-8	0-3	1-2	0	1	1	2	3	9	4	2	1	0	0	9
4	Jr. Clay	G	34:21	5-10	1-4	11-14	0	4	4	2	8	22	4	1	4	0	0	10
0	Damaria Franklin		29:45	4-7	1-2	2-4	2	6	8	2	2	11	1	4	2	0	1	-1
11	Dane Quest		13:27	1-2	1-1	0-0	0	4	4	3	1	3	2	2	1	0	0	4
33	Shandon Goldman		14:52	2-4	2-4	0-0	0	1	1	3	1	6	0	1	1	0	0	5
22	Tujautae Williams		09:02	1-2	0-0	0-0	0	1	1	2	0	2	0	2	0	1	0	-11
10	CJ Gettelfinger		06:33	0-2	0-1	0-0	1	0	1	1	0	0	3	0	1	1	0	9
Team							1	3	4			0		1				
Totals				25-52	6-23	16-25	8	27	35	18	19	72	16	17	12	4	1	9

Technical Fouls::NONE

Shooting By Period		
1st FG%	15-32	46.9%
3PT%	4-16	25.0%
FT%	4-5	80%
2nd FG%	10-20	50.0%
3PT%	2-7	28.6%
FT%	12-20	60%
GM FG%	25-52	48.1%
3PT%	6-23	26.1%
FT%	16-25	64.0%

Dead Ball Rebounds: 4, 0

	SEMO	Tech
Biggest lead	0 (1st 20:00)	15 (1st 0:30)
Best Scoring Run	9(1st 11:41)	9(1st 8:34)
Lead Changes	0	
Times Tied	0	
Time with Lead	00:00	39:48

Points from	SEMO	Tech
Turnovers	6	19
Paint	30	38
Second Chance	6	12
Fast Breaks	6	14
Bench	14	22

Period by Period Scoring	1st	2nd	TOT
SEMO	23	40	63
Tech	38	34	72

Game 9

Tennessee State 79
Southeast Missouri 83 2OT

January 2, 2021 • Show Me Center • Cape Girardeau, Mo.

CAPE GIRARDEAU, Mo. DQ Nicholas scored a season-high 21 points and made a career-best 17 free throws to lead Southeast Missouri to its first Ohio Valley Conference win, a thrilling 83-79 double overtime victory over Tennessee State.

SEMO tied a school record with 40 made free throws in 51 attempts and needed all of those to pull out its gritty win.

The Redhawks overcame a nine-point deficit with 2:03 left in regulation. Down, 65-56, Chris Harris made a 3-pointer and added a couple free throws to bring the Redhawks within four. Then, Nicholas made a layup, was fouled and converted a 3-point play to cut the Tigers lead to one.

Nicholas later made two free throws with 36 seconds left to send the game to overtime.

Nolan Taylor split two free throws and Nana Akenten buried his pair of free throws with one second remaining in the second overtime period to ice the victory.

Nicholas led four Redhawk starters in double figures. Harris followed with 17 points, while Reed, Jr. and Taylor added 14 and 13, respectively.

SEMO outscored TSU, 40-22, at the free throw line.

Game 10

Southeast Missouri 66
Belmont 77

January 7, 2021 • Curb Event Center • Nashville, Tenn.

NASHVILLE, Tenn. Nana Akenten had a double-double 20 points and 11 rebounds as Southeast Missouri suffered its first double-digit loss of the season with a 77-66 setback at Ohio Valley Conference leader Belmont.

Slow starts in both halves hurt the Redhawks who fell to 0-10 all-time against the Bruins.

Belmont, down two at halftime, began the second half with a 14-2 run as SEMO missed 23 of its 35 field goals in the final 20 minutes.

Despite their struggles to get shots to fall, the Redhawks still played the Bruins closer than any OVC team this season to date.

SEMO made only three of its first 19 field goals in the second half.

After falling behind by as many as 12 points with a little over eight minutes to play, the Redhawks battled back to cut the Bruins lead to 64-62 on a pair of free throws by Akenten with 3:22 on the clock.

Belmont countered by making five free throws in the last 52 seconds to close out its win.

Akenten became the first Redhawk to get a double-double in 2020-21. He shot 7-of-17 from the field, made three 3-pointers and hit 3-of-4 free throws.

SEMO's top scorer, Chris Harris, did not play due to a thumb injury.

Official Basketball Box Score -- Game Totals -- Final Statistics
Tennessee State vs Southeast Missouri
01-02-21 5 p.m. at Show Me Center -- Cape Girardeau, Mo.

Tennessee State 79 • 1-6, 0-4 OVC

##	Player		Total FG-FGA	3-Ptr FG-FGA	FT-FTA	Rebounds Off	Def	Tot	PF	TP	A	TO	Blk	Stl	Min
04	JOHNSON, Shakem	f	4-5	0-0	0-0	0	3	3	5	8	0	0	0	0	15
22	LINDER, Josh	f	2-3	0-0	4-4	1	0	1	5	8	0	2	0	0	11
00	FREEMAN, Mark	g	2-6	0-2	3-4	0	5	5	5	7	7	7	1	1	26
01	FITZGERALD, JR., M.	g	7-14	4-8	0-0	0	2	2	4	18	3	4	0	0	46
10	JOHAL, Monty	g	2-4	1-2	0-1	0	3	3	1	5	3	1	0	0	29
03	WOMACK, Amorey		0-3	0-0	0-0	1	1	2	2	0	0	0	0	0	10
11	BARRETT, Shakwon		0-1	0-0	0-0	0	1	1	0	0	1	4	1	1	12
13	GREEN, Mason		3-5	0-0	4-4	0	1	1	5	10	0	1	1	0	25
15	LANIER, Devonte		0-0	0-0	0-0	0	2	2	1	0	0	1	0	1	9
23	MOODY, Ravel		4-7	2-3	8-9	3	4	7	4	18	1	2	1	1	38
24	MOHAMED, Yusuf		1-6	0-3	3-6	2	7	9	4	5	1	3	0	1	29
	Team					2	2	4							
	Totals		25-54	7-18	22-28	9	31	40	36	79	16	25	4	5	250

FG %	1st Half:	10-25	40.0%	2nd half:	12-18	66.7%	OT:	3-11	27.3%	Game: 25-54 46.3%
3FG %	1st Half:	4-10	40.0%	2nd half:	3-7	42.9%	OT:	0-1	0.0%	Game: 7-18 38.9%
FT %	1st Half:	4-4	100.0	2nd half:	11-13	84.6%	OT:	7-11	63.6%	Game: 22-28 78.6%

Deadball Rebounds 4

Southeast Missouri 83 • 3-6, 1-2 OVC

##	Player		Total FG-FGA	3-Ptr FG-FGA	FT-FTA	Rebounds Off	Def	Tot	PF	TP	A	TO	Blk	Stl	Min
31	TAYLOR, Nolan	f	4-6	0-0	6-11	2	1	3	4	14	0	1	0	1	22
03	REED, JR., Eric	g	5-8	2-3	1-1	1	0	1	0	13	1	3	0	3	42
05	HARRIS, Chris	g	4-18	3-10	6-7	0	1	1	4	17	1	1	2	1	43
11	NICHOLAS, DQ	g	2-10	0-4	17-19	0	7	7	4	21	5	5	0	3	44
21	AKENTEN, Nana	g	1-5	0-4	4-4	0	6	6	3	6	0	3	0	2	37
02	LOVE, Jordan		1-3	0-0	2-3	1	1	2	0	4	0	0	1	0	12
10	PATTERSON, Manny		1-1	0-0	3-4	1	2	3	3	5	1	0	2	0	11
14	JOHNSON, Nate		1-1	0-0	0-0	1	0	1	0	2	0	0	0	1	7
25	RUSSELL, Nygal		0-0	0-0	0-0	0	0	0	3	0	0	1	0	1	5
33	BRANSON, Dylan		0-1	0-0	0-0	1	1	2	5	0	2	1	0	1	22
44	AGNEW, Darrious		0-0	0-0	1-2	1	1	2	0	1	0	2	0	1	5
	Team					1	2	3							
	Totals		19-53	5-21	40-51	9	22	31	26	83	10	17	5	14	250

FG %	1st Half:	8-24	33.3%	2nd half:	8-20	40.0%	OT:	3-9	33.3%	Game: 19-53 35.8%
3FG %	1st Half:	2-7	28.6%	2nd half:	3-10	30.0%	OT:	0-4	0.0%	Game: 5-21 23.8%
FT %	1st Half:	13-16	81.3%	2nd half:	16-18	88.9%	OT:	11-17	64.7%	Game: 40-51 78.4%

Deadball Rebounds 5

Officials: Greg Rennegarbe, Ford Branch, Jr., Chris Fuller
Technical fouls: Tennessee State-None. Southeast Missouri-HARRIS, Chris.
Attendance: 760
SEMO tied a single-game program record with 40 free throws made

Score by periods	1st	2nd	OT	OT2	Total
Tennessee State	28	38	6	7	**79**
Southeast Missouri	31	35	6	11	**83**

Points	In Paint	Off T/O	2nd Chance	Fast Break	Bench
TSU	32	24	10	2	33
SEMO	20	32	13	0	12

Official Basketball Box Score - Final
Southeast Mo. St. at Belmont
01/07/21 Curb Event Center, Nashville
2020-21 Men's Basketball

Game Time: 6:00 PM
Game Duration: 1:52
Attendance: 271

Officials: Bret Smith, Amy Bonner, Gabe Tucker

Southeast Mo. St. - 66 **Record: 3-7 (1-3)**

NO.	Name		Min	FG M-A	3P M-A	FT M-A	Rebounds OR	DR	TOT	Fouls PF	FD	TP	AS	TO	ST	Blocks BS	BA	+/-
31	Nolan Taylor	F	09:20	2-6	0-0	0-0	2	3	5	4	0	4	0	1	1	0	1	0
3	Eric Reed, Jr.	G	30:32	3-9	2-5	0-0	0	0	0	1	1	8	0	2	1	0	0	-11
11	DQ Nicholas	G	23:51	0-7	0-3	2-2	1	1	2	0	1	2	2	3	1	0	2	-13
21	Nana Akenten	G	35:02	7-17	3-11	3-4	1	10	11	3	1	20	2	1	2	0	0	-13
33	Dylan Branson	G	18:22	0-1	0-1	3-3	2	2	4	0	1	3	2	1	0	0	0	-14
10	Manny Patterson		18:54	4-6	0-0	0-0	1	3	4	4	1	8	0	1	0	2	1	-2
2	Jordan Love		25:59	5-8	0-1	2-2	0	4	4	0	1	12	6	1	0	0	0	2
25	Nygal Russell		27:12	1-5	1-2	0-0	1	5	6	1	0	3	2	1	2	0	1	2
14	Nate Johnson		06:33	1-2	0-0	0-2	2	1	3	3	1	2	0	1	0	1	1	-6
44	Darrious Agnew		04:15	1-1	1-1	1-2	0	0	0	2	1	4	0	1	0	1	0	0
Team							2	0	2			0		2				
Totals				24-62	7-24	11-15	12	29	41	18	8	66	14	15	7	4	6	-11

Technical Fouls::NONE

Shooting By Period		
1st FG%	12-27	44.4%
3PT%	5-12	41.7%
FT%	6-7	85.7%
2nd FG%	12-35	34.3%
3PT%	2-12	16.7%
FT%	5-8	62.5%
GM FG%	24-62	38.7%
3PT%	7-24	29.2%
FT%	11-15	73.3%

Dead Ball Rebounds: 3, 0

Belmont - 77 **Record: 11-1 (5-0)**

NO.	Name		Min	FG M-A	3P M-A	FT M-A	Rebounds OR	DR	TOT	Fouls PF	FD	TP	AS	TO	ST	Blocks BS	BA	+/-
21	Derek Sabin	F	17:51	2-3	0-0	2-5	3	2	5	0	3	6	1	3	0	0	0	17
33	Nick Muszynski	C	22:39	9-14	0-0	8-11	1	1	2	4	7	26	2	0	0	2	2	11
2	Grayson Murphy	G	31:21	4-8	0-1	0-0	2	7	9	0	3	8	5	2	2	1	1	20
3	Luke Smith	G	32:44	4-10	2-6	2-2	0	7	7	0	2	12	4	1	1	1	0	15
22	Ben Sheppard	G	35:47	3-10	1-5	1-2	1	3	4	1	1	8	4	2	4	1	0	17
0	Even Brauns		05:22	1-1	0-0	0-0	0	1	1	0	0	2	0	1	0	0	0	0
1	Mitch Listau		06:02	0-1	0-1	0-0	0	1	1	0	0	0	0	0	0	0	0	-5
12	EJ Bellinger		07:46	1-2	0-1	0-0	0	0	0	0	0	2	0	0	0	1	0	-9
20	Tate Pierson		21:40	0-3	0-3	0-0	0	2	2	1	0	0	0	0	0	0	0	0
24	JaCobi Wood		15:28	5-8	1-3	0-1	1	2	3	1	1	11	1	1	0	0	1	-11
25	Frank Jakubicek		03:20	1-2	0-0	0-0	0	1	1	1	1	2	0	0	0	0	0	0
Team							1	0	1			0		1				
Totals				30-62	4-20	13-21	9	27	36	9	18	77	17	11	7	6	4	11

Technical Fouls: Coach 2nd3:22

Shooting By Period		
1st FG%	15-31	48.4%
3PT%	1-10	10.0%
FT%	2-4	50%
2nd FG%	15-31	48.4%
3PT%	3-10	30.0%
FT%	11-17	64.7%
GM FG%	30-62	48.4%
3PT%	4-20	20.0%
FT%	13-21	61.9%

Dead Ball Rebounds: 2, 0

	SEMO	Belm
Biggest lead	2 (1st 18:44)	12 (2nd 8:28)
Best Scoring Run	8(2nd 3:22)	10(1st 14:50)
Lead Changes	3	
Times Tied	2	
Time with Lead	01:57	35:15

Points from	SEMO	Belm
Turnovers	7	19
Paint	30	46
Second Chance	6	6
Fast Breaks	6	12
Bench	29	17

Period by Period Scoring			
	1st	2nd	TOT
SEMO	35	31	66
Belm	33	44	77

Game 11

Morehead State 64 Southeast Missouri 50

January 16, 2021 • Show Me Center • Cape Girardeau, Mo.

CAPE GIRARDEAU, Mo. Nana Akenten scored 14 points as Southeast Missouri dropped a 64-50 decision to Morehead State.

SEMO played for the first time in over a week after being on pause since Jan. 8 due to COVID-19 protocols. The Redhawks practiced only once and had a pregame shoot-around before the contest.

The Redhawks and Eagles were tied, 31-31, at halftime, but MSU dominated the second half to claim its fifth-straight victory and eighth in 10 games.

MSU opened the second stanza with an 8-0 run and outscored SEMO, 33-19, in the final 20 minutes.

The Redhawks couldn't get the Eagles lead under five points at any point following MSU's surge.

Akenten started the game strong burying his firs two 3-pointers in the opening 1:32 of the contest.

He scored double figures in back-to-back games for the first time this season. Akenten shot 5-of-9 from the field and 4-of-7 from downtown. He also grabbed five rebounds and made four 3-pointers in a game for the third time.

Jordan Love, Nolan Taylor and Eric Reed, Jr. followed with six points each. SEMO outrebounded MSU, 32-31.

SEMO shot 40.9 percent (18-of-44) for the game. The Redhawks turned the ball over 19 times.

Official Basketball Box Score -- Game Totals -- Final Statistics
Morehead State vs Southeast Missouri
01-16-21 4 p.m. at Show Me Center -- Cape Girardeau, Mo.

Morehead State 64 • 9-6, 6-2 OVC

##	Player		Total FG-FGA	3-Ptr FG-FGA	FT-FTA	Rebounds Off	Def	Tot	PF	TP	A	TO	Blk	Stl	Min
03	BAKER, JR., James	f	6-6	2-2	0-1	2	4	6	2	14	0	1	0	0	31
04	BROOME, Johni	f	3-7	0-0	4-5	1	4	5	3	10	0	3	1	3	25
01	COOPER, DeVon	g	5-9	1-3	0-0	0	5	5	1	11	3	0	0	2	30
02	HUNT, JR., KJ	g	3-6	1-2	1-3	1	3	4	2	8	4	4	0	0	29
05	POTTER, Skyelar	g	5-12	1-4	0-0	0	2	2	2	11	1	0	0	0	33
11	DIXON, Julius		0-1	0-1	0-0	0	0	0	0	0	0	0	0	0	1
13	STANLEY-WILLIAMS, J.		0-0	0-0	0-0	0	0	0	0	0	0	0	0	0	1
22	BRYAN, JR., LJ		0-2	0-0	4-4	1	1	2	1	4	0	0	0	0	13
23	SEBREE, Jaylen		0-1	0-1	1-4	1	2	3	4	1	0	4	0	1	11
25	THELWELL, Drew		0-0	0-0	0-0	0	0	0	0	0	0	0	0	0	1
55	COOPER, Ta'lon		1-6	1-3	2-2	0	1	1	1	5	0	0	1	2	25
	Team					1	2	3							
	Totals		23-50	6-16	12-19	7	24	31	16	64	8	12	2	8	200

FG % 1st Half: 10-24 41.7% 2nd half: 13-26 50.0% Game: 23-50 46.0%
3FG % 1st Half: 3-10 30.0% 2nd half: 3-6 50.0% Game: 6-16 37.5%
FT % 1st Half: 8-10 80.0% 2nd half: 4-9 44.4% Game: 12-19 63.2%

Deadball Rebounds 1

Southeast Missouri 50 • 3-8, 1-4 OVC

##	Player		Total FG-FGA	3-Ptr FG-FGA	FT-FTA	Rebounds Off	Def	Tot	PF	TP	A	TO	Blk	Stl	Min
31	TAYLOR, Nolan	f	3-6	0-0	0-0	0	3	3	0	6	3	3	0	0	23
03	REED, JR., Eric	g	2-5	1-3	1-2	0	1	1	2	6	3	2	0	0	22
05	HARRIS, Chris	g	2-10	1-6	0-0	0	2	2	1	5	3	0	0	2	28
11	NICHOLAS, DQ	g	0-1	0-0	2-5	0	3	3	1	2	2	3	0	0	24
21	AKENTEN, Nana	g	5-9	4-7	0-1	2	3	5	2	14	0	3	1	1	28
02	LOVE, Jordan		3-5	0-1	0-0	0	3	3	2	6	0	2	0	1	18
10	PATTERSON, Manny		0-1	0-0	2-2	3	1	4	3	2	1	1	3	0	11
13	LONG, Parker		0-0	0-0	0-0	0	0	0	0	0	0	1	0	0	6
14	JOHNSON, Nate		0-1	0-0	0-1	0	0	0	3	0	0	0	0	0	7
25	RUSSELL, Nygal		1-3	1-3	0-0	0	3	3	3	3	1	2	0	0	14
33	BRANSON, Dylan		2-3	2-2	0-0	0	4	4	1	6	0	2	0	1	19
	Team					1	3	4							
	Totals		18-44	9-22	5-11	6	26	32	18	50	13	19	4	5	200

FG % 1st Half: 12-24 50.0% 2nd half: 6-20 30.0% Game: 18-44 40.9%
3FG % 1st Half: 6-12 50.0% 2nd half: 3-10 30.0% Game: 9-22 40.9%
FT % 1st Half: 1-3 33.3% 2nd half: 4-8 50.0% Game: 5-11 45.5%

Deadball Rebounds 2

Officials: Greg Rennegarbe, Kelly Davis, Jon Julius
Technical fouls: Morehead State-None. Southeast Missouri-None.
Attendance: 799

Score by periods	1st	2nd	Total
Morehead State	31	33	**64**
Southeast Missouri	31	19	**50**

Points	In Paint	Off T/O	2nd Chance	Fast Break	Bench
MOR	30	22	10	2	10
SEMO	18	2	5	0	17

Game 12

Southeast Missouri 63 Tennessee State 59

January 19, 2021 • Gentry Center • Nashville, Tenn.

NASHVILLE, Tenn. Chris Harris scored 17 points and made two big free throw with 14 seconds left and Southeast Missouri grinded out a 63-59 win over Tennessee State for its first road victory of the season.

With the win, SEMO completed a two-game sweep of TSU and ended a 23-game losing streak in true road games. The Redhawks last beat the Tigers twice in a season in 1998-99 and their last true road victory came at Eastern Illinois (88-79) on Feb. 16, 2019.

The Redhawks led by 10 (53-43) after DQ Nicholas drained a 3-pointer with 6:56 left to play.

TSU outscored SEMO, 14-6, over the next 5:05 and got within two, 59-57, on a jumper by Marcus Fitzgerald, Jr. at the 1:51 mark.

Shortly after Nolan Taylor made two big free throws, the Tigers cut the Redhawks lead to two again, this time on a second-chance layup by Ravel Moody.

Harris then sealed the win for good when he buried two free throws with 14 seconds left.

Harris made a career-high 10-of-12 free throws and pulled up to bury a huge 3-pointer to give SEMO a six-point cushion with 2:28 on the clock. It was Harris' team-high sixth double-digit scoring performance.

Official Basketball Box Score - Final
Southeast Missouri at Tennessee State
01/19/21 Gentry Center Complex, Nashville
2020-21 Men's Basketball

Game Time: 6:00 PM
Game Duration: 2:08
Attendance: 231

Officials: Brett Smith, Jabir Walker, James Gibson

Southeast Missouri - 63 Record: 4-8 (2-4)

NO.	Name		Min	FG M-A	3P M-A	FT M-A	Rebounds OR	DR	TOT	Fouls PF	FD	TP	AS	TO	ST	Blocks BS	BA	+/-
31	Nolan Taylor	F	17:48	1-2	0-0	6-8	1	2	3	3	4	8	1	2	0	0	0	-7
3	Eric Reed, Jr.	G	30:02	2-5	2-5	2-4	0	1	1	0	3	8	0	1	0	0	0	2
5	Chris Harris	G	33:12	3-8	1-4	10-12	0	5	5	2	7	17	3	3	0	0	0	0
11	DQ Nicholas	G	32:40	4-8	3-6	0-2	0	7	7	4	1	11	2	4	2	0	0	10
21	Nana Akenten	G	16:03	1-8	0-5	0-0	0	5	5	2	0	2	1	0	1	0	1	1
33	Dylan Branson		18:48	1-2	0-0	0-0	4	1	5	3	2	2	1	1	0	0	0	9
10	Manny Patterson		15:26	3-3	0-0	4-6	1	5	6	5	4	10	0	3	0	3	0	8
2	Jordan Love		14:04	2-7	0-0	1-1	2	0	2	0	1	5	0	1	2	0	0	-4
14	Nate Johnson		04:54	0-1	0-0	0-0	0	1	1	2	0	0	0	0	1	0	0	5
25	Nygal Russell		17:03	0-2	0-2	0-2	0	0	0	2	1	0	1	0	1	0	0	-4
Team							0	1	1			0		0				
Totals				17-46	6-22	23-35	8	28	36	23	23	63	9	15	7	3	1	4

Technical Fouls::NONE

Shooting By Period		
1st FG%	11-28	39.3%
3PT%	4-13	30.8%
FT%	9-15	60%
2nd FG%	6-18	33.3%
3PT%	2-9	22.2%
FT%	14-20	70%
GM FG%	17-46	37.0%
3PT%	6-22	27.3%
FT%	23-35	65.7%

Dead Ball Rebounds: 4, 1

Tennessee State - 59 Record: 2-9 (1-7)

NO.	Name		Min	FG M-A	3P M-A	FT M-A	Rebounds OR	DR	TOT	Fouls PF	FD	TP	AS	TO	ST	Blocks BS	BA	+/-
4	Shakem Johnson	F	35:08	7-12	0-0	4-4	2	4	6	4	4	18	1	3	0	1	0	7
13	Mason Green	F	19:08	2-3	0-0	1-4	1	3	4	3	5	5	0	3	0	0	0	-7
00	Mark Freeman	G	35:47	4-14	0-2	0-1	1	4	5	2	3	8	4	1	1	0	3	-2
1	Marcus Fitzgerald Jr.	G	33:46	4-9	1-5	3-4	0	3	3	3	2	12	1	2	0	0	0	1
23	Ravel Moody	G	29:38	5-11	0-4	2-4	3	6	9	4	3	12	2	0	2	0	0	-5
22	Josh Linder		04:45	0-2	0-0	0-0	1	0	1	4	1	0	0	2	0	0	0	-1
11	Shakwon Barrett		12:32	0-1	0-0	1-2	0	1	1	0	1	1	0	0	0	0	0	-10
10	Monty Johal		03:28	0-0	0-0	0-0	0	0	0	0	0	0	0	1	0	0	0	-3
24	Yusuf Mohamed		14:18	0-2	0-1	3-6	2	3	5	3	3	3	0	1	2	0	0	4
3	Amorey Womack		11:30	0-2	0-1	0-0	0	3	3	0	1	0	1	0	1	0	0	-4
Team							2	1	3			0		1				
Totals				22-56	1-13	14-25	12	28	40	23	23	59	9	14	6	1	3	-4

Technical Fouls::NONE

Shooting By Period		
1st FG%	11-24	45.8%
3PT%	1-6	16.7%
FT%	7-12	58.3%
2nd FG%	11-32	34.4%
3PT%	0-7	0.0%
FT%	7-13	53.8%
GM FG%	22-56	39.3%
3PT%	1-13	7.7%
FT%	14-25	56.0%

Dead Ball Rebounds: 4, 1

	SEM	TSU
Biggest lead	10 (2nd 6:56)	3 (1st 17:50)
Best Scoring Run	8(1st 13:47)	6(1st 8:32)
Lead Changes	1	
Times Tied	1	
Time with Lead	36:23	02:51

Points from	SEM	TSU
Turnovers	9	9
Paint	20	36
Second Chance	8	13
Fast Breaks	2	13
Bench	17	4

Period by Period Scoring	1st	2nd	TOT
SEM	35	28	63
TSU	30	29	59

Game 13

Southeast Missouri 65 Morehead State 76

January 21, 2021 • Johnson Arena • Morehead, Ky.

MOREHEAD, Ky. DQ Nicholas scored 17 points and made three 3-pointers as Southeast Missouri fell to Morehead State, 76-65, in a nationally televised ESPNU matchup.

Nicholas scored 12 points and made all of his 3-pointers in the first half. Nolan Taylor and Chris Harris also scored double figures with 13 and 10 points, respectively.

It was a game of runs in the first half with neither team leading by more than six points.

Down, 25-19, with 6:17 left to play, SEMO put together a 7-0 run making four free throws and using a 3-pointer by Nicholas to go ahead, 26-25.

Nicholas later tied the game at 29-29 with less than a minute left before MSU responded with five-straight points to grab a 34-29 lead at the half.

SEMO executed well in the second stanza, but just couldn't get ahead of the Eagles the rest of the way.

The Redhawks were within four or less points several times until MSU pulled away for good in the final 3:27. Nicholas and Harris made free throws to make it a one-point game twice, and Nygal Russell made a layup to get SEMO within a point once more.

However, the Eagles didn't squander their lead.

Official Basketball Box Score -- Game Totals -- Final Statistics
Southeast Missouri vs Morehead State
01-21-21 7 p.m. at Johnson Arena -- Morehead, Ky.

Southeast Missouri 65 • 4-9 (2-5 OVC)

##	Player		Total FG-FGA	3-Ptr FG-FGA	FT-FTA	Rebounds Off	Def	Tot	PF	TP	A	TO	Blk	Stl	Min
31	TAYLOR, Nolan	f	5-6	0-0	3-6	0	6	6	3	13	2	0	0	0	22
03	REED, JR., Eric	g	2-6	2-5	0-0	0	0	0	1	6	3	0	0	0	22
05	HARRIS, Chris	g	1-12	1-8	7-8	0	3	3	4	10	2	1	0	0	29
11	NICHOLAS, DQ	g	5-9	3-5	4-7	1	3	4	1	17	3	2	0	1	36
21	AKENTEN, Nana	g	2-8	1-7	2-2	1	7	8	3	7	2	2	0	2	27
02	LOVE, Jordan		0-0	0-0	0-0	0	0	0	2	0	0	0	0	0	8
10	PATTERSON, Manny		0-1	0-0	2-4	0	2	2	3	2	0	1	0	0	10
14	JOHNSON, Nate		1-2	0-0	0-0	0	1	1	0	2	0	1	0	0	7
25	RUSSELL, Nygal		3-8	0-2	0-0	3	2	5	3	6	0	1	0	2	26
33	BRANSON, Dylan		1-2	0-1	0-0	0	2	2	5	2	1	1	0	0	13
	Team					2	2	4				1			
	Totals		20-54	7-28	18-27	7	28	35	25	65	13	10	0	5	200

FG % 1st Half:	8-22	36.4%	2nd half:	12-32	37.5%	Game:	20-54 37.0%
3FG % 1st Half:	4-13	30.8%	2nd half:	3-15	20.0%	Game:	7-28 25.0%
FT % 1st Half:	9-16	56.3%	2nd half:	9-11	81.8%	Game:	18-27 66.7%

Deadball Rebounds 6

Morehead State 76 • 10-6 (7-2 OVC)

##	Player		Total FG-FGA	3-Ptr FG-FGA	FT-FTA	Rebounds Off	Def	Tot	PF	TP	A	TO	Blk	Stl	Min
03	BAKER, James	f	5-8	0-1	1-5	1	4	5	3	11	3	1	0	0	33
04	BROOME, Johni	f	6-9	0-0	2-6	1	9	10	2	14	0	4	1	0	24
01	COOPER, DeVon	g	5-8	2-3	5-8	0	4	4	2	17	4	1	2	2	32
02	HUNT, KJ	g	2-9	0-2	5-6	0	3	3	4	9	3	1	0	1	30
05	POTTER, Skyelar	g	2-6	2-5	1-2	2	5	7	1	7	3	2	1	1	33
13	STANLEY-WILLIAMS, J.		0-0	0-0	0-0	0	0	0	1	0	0	0	0	0	2
20	RICE, Jacob		0-0	0-0	0-0	0	0	0	0	0	0	0	0	0	0+
22	BRYAN, LJ		1-1	0-0	1-2	0	1	1	3	3	0	0	0	0	12
23	SEBREE, Jaylen		0-0	0-0	0-0	0	1	1	0	0	0	0	0	0	7
55	COOPER, Ta'lon		4-7	3-3	4-6	0	0	0	1	15	3	2	1	1	27
	Team					0	2	2							
	Totals		25-48	7-14	19-35	4	29	33	17	76	16	11	5	5	200

FG % 1st Half:	13-26	50.0%	2nd half:	12-22	54.5%	Game:	25-48 52.1%
3FG % 1st Half:	6-11	54.5%	2nd half:	1-3	33.3%	Game:	7-14 50.0%
FT % 1st Half:	2-4	50.0%	2nd half:	17-31	54.8%	Game:	19-35 54.3%

Deadball Rebounds 7,1

Officials: Jon Campbell, Coy Gammon, Mike Grundman
Technical fouls: Southeast Missouri-TEAM. Morehead State-TEAM.
Attendance: 775

Score by periods	1st	2nd	Total
Southeast Missouri	29	36	**65**
Morehead State	34	42	**76**

Points	In Paint	Off T/O	2nd Chance	Fast Break	Bench
SEMO	26	8	4	3	12
MOR	30	9	4	6	18

Game 14

Southeast Missouri 66 UT Martin 69

January 26, 2021 • Elam Center • Martin, Tenn.

MARTIN, Tenn. Nana Akenten scored 18 points and Southeast Missouri was within a point with a little over a minute left, but UT Martin was able to escape with a 69-66 win.

UTM ended a nine-game losing streak, as both of its Ohio Valley Conference wins came against the Redhawks this year.

SEMO was again in striking distance down 67-66 with 1:23 to go.

Nolan Taylor later went to the free throw line after Ajani Kennedy was charged with a flagrant 1 foul. As a result, Taylor was awarded two shots and the Redhawks would get the ball. Taylor, however, missed both of his attempts with 11 seconds remaining.

On the ensuing possession, Chris Harris drove the lane and UTM was initially called for a blocking foul. After the officials reviewed the play, the call was reversed and Harris was charged with an offensive foul instead.

DQ Nicholas fouled Kenton Eskridge, who made two free throws to seal the win with six seconds.

SEMO had one last chance, but Akenten missed a 3-pointer at the buzzer.

Akenten shot 7-of-11 from the field and 4-of-7 from 3-point range.

Harris followed with 12 points and Nicholas had a career-high nine rebounds.

Official Basketball Box Score - Final
Southeast Missouri at UT Martin
01/26/21 Kathleen and Tom Elam Center, Martin, Tenn.
2020-21 NCAA Men's Basketball

Game Time: 8:00 PM
Game Duration: 1:54
Attendance: 267

Officials: Chris Hudson, Mick Fieldbinder, Davis Maxwell

Southeast Missouri - 66 Record: 4-10 (2-6)

NO.	Name		Min	FG M-A	3P M-A	FT M-A	Rebounds OR	DR	TOT	Fouls PF	FD	TP	AS	TO	ST	Blocks BS	BA	+/-
31	Nolan Taylor	F	20:14	3-5	0-0	2-4	1	1	2	2	3	8	0	1	0	0	0	2
3	Eric Reed, Jr.	G	23:01	0-5	0-5	0-0	0	1	1	0	0	0	3	1	1	0	0	1
5	Chris Harris	G	28:42	4-7	3-6	1-1	0	2	2	1	1	12	4	5	0	0	0	-1
11	DQ Nicholas	G	31:19	2-4	0-0	1-2	1	8	9	2	3	5	6	2	1	0	1	2
21	Nana Akenten	G	27:38	7-11	4-7	0-0	1	6	7	2	0	18	0	1	0	0	0	-1
2	Jordan Love		13:21	1-3	0-1	2-2	0	1	1	2	2	4	1	1	2	0	0	-8
10	Manny Patterson		03:43	0-1	0-0	0-0	0	0	0	1	0	0	0	1	0	0	0	0
25	Nygal Russell		19:18	3-5	0-2	0-2	1	2	3	1	2	6	0	2	0	0	0	-4
13	Parker Long		02:23	0-0	0-0	0-0	0	0	0	0	0	0	0	0	0	1	0	-1
33	Dylan Branson		15:05	1-1	1-1	0-0	1	0	1	0	0	3	3	0	0	0	0	-2
14	Nate Johnson		06:02	2-4	0-0	1-3	1	0	1	1	2	5	0	0	0	0	0	-5
44	Darrious Agnew		09:14	1-3	0-1	3-3	0	1	1	1	4	5	0	0	0	0	0	2
Team							1	1	2			0		1				
Totals				24-49	8-23	10-17	7	23	30	13	17	66	17	15	5	0	1	-3

Technical Fouls:NONE

Shooting By Period		
1st FG%	11-26	42.3%
3PT%	6-16	37.5%
FT%	4-7	57.1%
2nd FG%	13-23	56.5%
3PT%	2-7	28.6%
FT%	6-10	60%
GM FG%	24-49	49.0%
3PT%	8-23	34.8%
FT%	10-17	58.8%

Dead Ball Rebounds: 5, 0

UT Martin - 69 Record: 4-9 (2-7)

NO.	Name		Min	FG M-A	3P M-A	FT M-A	Rebounds OR	DR	TOT	Fouls PF	FD	TP	AS	TO	ST	Blocks BS	BA	+/-
4	Jaron Williams	F	36:52	9-12	2-4	0-0	1	3	4	0	0	20	1	1	1	0	0	6
12	Ajani Kennedy	F	22:21	4-6	0-1	5-6	2	5	7	4	7	13	0	2	2	0	0	7
2	Anthony Thomas	G	28:52	3-10	1-3	1-2	0	2	2	3	2	8	1	1	2	0	0	0
3	Eman Sertovic	G	31:16	3-4	3-4	0-0	0	2	2	0	0	9	2	3	2	0	0	4
33	Kenton Eskridge	G	35:18	0-4	0-1	2-2	0	4	4	2	1	2	9	2	2	0	0	2
22	La-Quiem Walker		11:29	0-1	0-0	0-0	0	2	2	3	1	0	0	1	0	1	0	4
23	Vinnie Viana		16:38	4-9	3-4	1-1	0	1	1	1	1	12	1	0	1	0	0	-3
21	Dante Gonzales		08:41	2-3	1-1	0-0	0	0	0	1	1	5	1	1	0	0	0	2
10	Eric Rustin		08:33	0-1	0-0	0-0	0	0	0	3	0	0	0	0	0	0	0	-7
Team							0	1	1			0		3				
Totals				25-50	10-18	9-11	3	20	23	17	13	69	15	14	10	1	0	3

Technical Fouls:NONE

Shooting By Period		
1st FG%	12-24	50.0%
3PT%	6-10	60.0%
FT%	2-3	66.7%
2nd FG%	13-26	50.0%
3PT%	4-8	50.0%
FT%	7-8	87.5%
GM FG%	25-50	50.0%
3PT%	10-18	55.6%
FT%	9-11	81.8%

Dead Ball Rebounds: 1, 0

	SEMO	UTM
Biggest lead	3 (2nd 6:34)	6 (2nd 11:20)
Best Scoring Run	7(1st 1:14)	6(2nd 17:26)
Lead Changes	14	
Times Tied	11	
Time with Lead	09:48	23:02

Points from	SEMO	UTM
Turnovers	12	19
Paint	30	22
Second Chance	7	4
Fast Breaks	12	13
Bench	23	17

Period by Period Scoring	1st	2nd	TOT
SEMO	32	34	66
UTM	32	37	69

Game 15

SIU Edwardsville 62
Southeast Missouri 64

January 28, 2021 • Show Me Center • Cape Girardeau, Mo.

CAPE GIRARDEAU, Mo. Eric Reed, Jr. made two free throws with five tenths of a second left to propel Southeast Missouri to a thrilling 64-62 come-from-behind win over SIU Edwardsville.

Reed, Jr. was fouled by Mike Adewunmi and calmly went to the line to sink his game-winning free throws. Jordan Love then stole the ball on the inbound pass to polish off the win.

DQ Nicholas, who went scoreless in the first half, had seven huge points in the final stanza. Nicholas split two free throws to narrow SIUE's lead to 58-57 with 1:28 on the clock and later tied the game at 62-62 on a 3-pointer with 16 seconds to go. Nygal Russell scored a layup to make it a one possession game before Nicholas nailed his big trey.

SEMO trailed, 43-30, with 16:48 remaining before mounting its comeback.

Defensively, the Redhawks smothered the Cougars into committing 14 turnovers in the second half. SEMO converted those miscues into 15 points and won the half, 37-28. Five of those turnovers came in a ferocious span of 3:41.

Akenten was the Redhawks only double-digit scorer with 10 points. Nine other Redhawks, however, joined Akenten in the scoring column.

Official Basketball Box Score -- Game Totals -- Final Statistics
SIUE vs Southeast Missouri
01-28-21 8 p.m. at Show Me Center -- Cape Girardeau, Mo.

SIUE 62 • 5-6, 3-2 OVC

##	Player		Total FG-FGA	3-Ptr FG-FGA	FT-FTA	Rebounds Off	Def	Tot	PF	TP	A	TO	Blk	Stl	Min
00	WILSON, Sidney	f	9-16	1-3	4-7	4	1	5	3	23	2	1	1	1	33
55	WRIGHT, Lamar	f	1-2	0-0	0-0	0	1	1	4	2	1	1	2	0	15
01	ADEWUNMI, Mike	g	2-5	1-4	1-1	0	8	8	5	6	0	4	0	0	26
11	CARTER, Courtney	g	4-6	1-2	2-3	0	4	4	3	11	6	3	1	1	32
42	WRIGHT, Shamar	g	0-1	0-0	0-0	0	3	3	4	0	0	2	0	0	20
02	POLK, Desmond		0-1	0-0	0-0	0	1	1	0	0	0	0	0	0	3
05	CURTIS, Carlos		3-6	1-2	1-2	1	7	8	4	8	1	4	0	0	30
22	MATAS, Michael		0-2	0-1	2-2	0	2	2	1	2	0	0	0	0	6
24	WILLIAMS, Cam		5-11	0-3	0-0	0	3	3	0	10	1	4	0	2	27
52	JAMES, Iziah		0-1	0-1	0-0	0	1	1	1	0	0	2	0	0	8
	Team					1	1	2							
	Totals		24-51	4-16	10-15	6	32	38	25	62	11	21	4	4	200

FG % 1st Half: 14-27 51.9% 2nd half: 10-24 41.7% Game: 24-51 47.1%
3FG % 1st Half: 3-11 27.3% 2nd half: 1-5 20.0% Game: 4-16 25.0%
FT % 1st Half: 3-6 50.0% 2nd half: 7-9 77.8% Game: 10-15 66.7%

Deadball Rebounds 1

Southeast Missouri 64 • 5-10, 3-6 OVC

##	Player		Total FG-FGA	3-Ptr FG-FGA	FT-FTA	Rebounds Off	Def	Tot	PF	TP	A	TO	Blk	Stl	Min
31	TAYLOR, Nolan	f	4-8	0-0	1-3	2	1	3	0	9	0	0	0	0	15
03	REED, JR., Eric	g	2-4	0-2	5-9	1	1	2	2	9	1	2	0	0	20
05	HARRIS, Chris	g	2-9	0-5	3-4	1	4	5	2	7	3	2	0	1	26
11	NICHOLAS, DQ	g	2-6	1-3	2-5	2	5	7	3	7	2	3	0	0	26
21	AKENTEN, Nana	g	3-7	3-4	1-2	2	2	4	3	10	1	3	0	2	26
02	LOVE, Jordan		1-5	1-2	0-2	2	2	4	0	3	2	1	1	4	21
10	PATTERSON, Manny		1-4	0-0	2-2	1	1	2	1	4	0	0	0	0	12
13	LONG, Parker		0-0	0-0	0-0	0	0	0	0	0	0	0	0	0	3
14	JOHNSON, Nate		1-1	0-0	1-2	0	3	3	1	3	1	1	0	0	6
25	RUSSELL, Nygal		2-6	0-3	0-1	0	2	2	3	4	0	1	0	6	19
33	BRANSON, Dylan		2-4	2-2	2-2	0	4	4	1	8	3	1	0	0	23
44	AGNEW, Darrious		0-1	0-0	0-0	0	0	0	1	0	0	0	0	0	3
	Team					1	0	1							
	Totals		20-55	7-21	17-32	12	25	37	17	64	13	14	1	13	200

FG % 1st Half: 9-35 25.7% 2nd half: 11-20 55.0% Game: 20-55 36.4%
3FG % 1st Half: 4-14 28.6% 2nd half: 3-7 42.9% Game: 7-21 33.3%
FT % 1st Half: 5-9 55.6% 2nd half: 12-23 52.2% Game: 17-32 53.1%

Deadball Rebounds 6

Officials: John St. Clair, Steve Honacki, Shane Staggs
Technical fouls: SIUE-WRIGHT, Lamar. Southeast Missouri-AKENTEN, Nana; TEAM.
Attendance: 723

Score by periods	1st	2nd	Total
SIUE	34	28	**62**
Southeast Missouri	27	37	**64**

Points	In Paint	Off T/O	2nd Chance	Fast Break	Bench
SIUE	30	8	9	12	20
SEMO	24	15	10	4	22

Game 16

Eastern Illinois 44
Southeast Missouri 75

January 30, 2021 • Show Me Center • Cape Girardeau, Mo.

CAPE GIRARDEAU, Mo. Nana Akenten scored 13 points to lead four starters in double figures as Southeast Missouri stomped Eastern Illinois, 75-44.

SEMO, which is on a winning streak for the first time this season, improved to 4-3 at home. The Redhawks also won an Ohio Valley Conference home game by 30 or more points for the first time in nine years. The last time that happened was when SEMO beat UT Martin, 86-56, on Feb. 9, 2012.

The Redhawks never let up in their dominating complete game effort.

The Redhawks shot 50 percent (15-of-30) from the field in the second half and 47.4 percent (27-of-57) for the game. SEMO also outrebounded EIU, 50-25, and man-handled the Panthers in points in the paint (32-2), points off turnovers (20-6), second chance points (17-3) and fast break points (12-0).

Akenten, who returned from an ankle injury he sustained in the first half, shot 5-of-10 from the field, knocked down three 3-pointers, had five steals and pulled down five rebounds.

Harris and Patterson followed with 11 points apiece. DQ Nicholas chipped in 10 points and a game-high eight rebounds.

Official Basketball Box Score -- Game Totals -- Final Statistics
Eastern Illinois vs Southeast Missouri
01-30-21 5 p.m. at Show Me Center -- Cape Girardeau, Mo.

Eastern Illinois 44 • 5-13, 2-9 OVC

##	Player		Total FG-FGA	3-Ptr FG-FGA	FT-FTA	Rebounds Off	Def	Tot	PF	TP	A	TO	Blk	Stl	Min
11	ALLERUZZO IV, Barlow	f	1-5	0-4	2-2	1	2	3	2	4	1	1	0	0	30
04	JOHNSON, Marvin	g	1-7	1-4	0-0	3	1	4	0	3	1	3	0	1	18
05	FARQUHAR, Junior	g	2-3	1-2	0-0	0	0	0	1	5	1	1	0	1	16
22	WALLACE, Josiah	g	3-10	2-3	3-4	0	5	5	1	11	1	4	0	2	27
25	DEANG, Deang	g	2-5	1-2	1-2	0	1	1	3	6	1	1	1	3	26
01	CHARLES, Kashawn		3-12	2-10	0-1	0	2	2	1	8	0	0	1	2	19
12	SCHNYDERS, Micah		0-1	0-1	0-0	0	1	1	2	0	0	3	0	0	20
13	ABRAHAM, Henry		2-8	2-7	0-0	0	0	0	1	6	2	0	0	0	27
21	DIARRA, Madani		0-2	0-0	1-2	2	1	3	4	1	1	2	0	0	17
	Team					2	4	6							
	Totals		14-53	9-33	7-11	8	17	25	15	44	8	15	2	9	200

FG % 1st Half: 6-27 22.2% 2nd half: 8-26 30.8% Game: 14-53 26.4%
3FG % 1st Half: 3-15 20.0% 2nd half: 6-18 33.3% Game: 9-33 27.3%
FT % 1st Half: 5-6 83.3% 2nd half: 2-5 40.0% Game: 7-11 63.6%

Deadball Rebounds 1

Southeast Missouri 75 • 6-10, 4-6 OVC

##	Player		Total FG-FGA	3-Ptr FG-FGA	FT-FTA	Rebounds Off	Def	Tot	PF	TP	A	TO	Blk	Stl	Min
10	PATTERSON, Manny	f	3-6	0-0	5-7	2	2	4	2	11	0	2	0	0	15
03	REED, JR., Eric	g	1-3	1-2	0-0	1	2	3	3	3	0	1	0	0	19
05	HARRIS, Chris	g	5-7	1-2	0-0	0	4	4	2	11	5	2	0	5	25
11	NICHOLAS, DQ	g	3-5	0-1	4-4	1	7	8	0	10	5	1	0	0	27
21	AKENTEN, Nana	g	5-10	3-7	0-0	1	4	5	1	13	2	3	0	5	27
02	LOVE, Jordan		2-8	0-2	1-3	2	4	6	0	5	3	0	0	0	16
12	MORRISON, Evan		0-4	0-2	0-0	0	0	0	0	0	0	0	0	0	5
13	LONG, Parker		0-1	0-0	0-0	2	2	4	0	0	1	0	0	0	5
14	JOHNSON, Nate		3-3	0-0	1-2	0	3	3	1	7	0	1	0	1	14
25	RUSSELL, Nygal		1-3	0-0	0-0	2	3	5	2	2	0	1	0	0	15
33	BRANSON, Dylan		3-4	1-2	0-0	2	3	5	1	7	1	2	0	0	22
44	AGNEW, Darrious		1-3	0-0	4-4	2	0	2	3	6	0	2	0	0	10
	Team					1	0	1							
	Totals		27-57	6-18	15-20	16	34	50	15	75	17	15	0	11	200

FG % 1st Half: 12-27 44.4% 2nd half: 15-30 50.0% Game: 27-57 47.4%
3FG % 1st Half: 3-8 37.5% 2nd half: 3-10 30.0% Game: 6-18 33.3%
FT % 1st Half: 11-15 73.3% 2nd half: 4-5 80.0% Game: 15-20 75.0%

Deadball Rebounds 2

Officials: James Gibson, Boyd Copeland, Drew Larson
Technical fouls: Eastern Illinois-None. Southeast Missouri-None.
Attendance: 842

Score by periods	1st	2nd	Total
Eastern Illinois	20	24	**44**
Southeast Missouri	38	37	**75**

Points	In Paint	Off T/O	2nd Chance	Fast Break	Bench
EIU	2	6	3	0	15
SEMO	32	20	17	12	27

Game 17

Murray State 77
Southeast Missouri 60

February 1, 2021 • Show Me Center • Cape Girardeau, Mo.

CAPE GIRARDEAU, Mo. KJ Williams had a double-double 26 points and 11 rebounds to lead Murray State to a 77-60 win over Southeast Missouri at the Show Me Center.

SEMO led for only 1:59 of the contest as MSU drained 12 three-pointers and reached its Ohio Valley Conference leading .510 field goal percentage.

After DQ Nicholas' layup tied the game at 12-12 a little over six minutes into the contest, MSU went on a 13-5 run to build an eight-point advantage. DaQuan Smith knocked down a 3-pointer to cap the stretch giving the Racers a 25-17 lead with 7:57 left in the first half.

Nicholas cut MSU's lead to 29-24 with just under three minutes to go, but the Racers answered with seven-straight points to take a double-digit 36-24 lead at the intermission. Justice Hill buried a 3-pointer from the right corner as the buzzer sounded to end the opening stanza.

The Redhawks had six empty possessions to start the second half. SEMO turned the ball over three times, had two shots blocked and missed another field goal. Meanwhile, MSU capitalized with an 11-3 run to blow the game open.

SEMO was able cut MSU's lead to 13 multiple times, but that was as close as it would get.

Official Basketball Box Score -- Game Totals -- Final Statistics
Murray State vs Southeast Missouri
02-01-21 6 p.m. at Show Me Center -- Cape Girardeau, Mo.

Murray State 77 • 8-8, 5-6 OVC

##	Player		Total FG-FGA	3-Ptr FG-FGA	FT-FTA	Rebounds Off	Def	Tot	PF	TP	A	TO	Blk	Stl	Min
00	ROBINSON, Demond	f	5-8	0-0	0-0	2	3	5	4	10	2	3	3	0	29
23	WILLIAMS, KJ	f	10-16	5-7	1-2	4	7	11	0	26	1	1	0	4	34
01	SMITH, DaQuan	g	5-8	3-6	3-4	1	1	2	3	16	3	1	0	0	28
04	BOSTICK, Dionte	g	2-4	0-0	0-0	1	0	1	2	4	3	1	0	1	21
10	BROWN, Tevin	g	3-8	2-5	0-0	0	4	4	1	8	4	0	0	0	36
02	CARTER, JR., Chico		2-6	1-2	1-2	0	0	0	0	6	3	0	0	0	20
13	GILMORE, Devin		1-5	0-0	0-0	0	2	2	1	2	0	1	0	1	10
14	HILL, Justice		2-4	1-2	0-0	0	3	3	1	5	3	1	0	2	16
32	MCMULLEN, Nicholas		0-0	0-0	0-0	1	1	2	1	0	1	0	0	0	6
	Team					1	1	2							
	Totals		30-59	12-22	5-8	10	22	32	13	77	20	8	3	8	200

FG %	1st Half: 13-29	44.8%	2nd half: 17-30	56.7%	Game: 30-59	50.8%
3FG %	1st Half: 6-11	54.5%	2nd half: 6-11	54.5%	Game: 12-22	54.5%
FT %	1st Half: 4-6	66.7%	2nd half: 1-2	50.0%	Game: 5-8	62.5%

Deadball Rebounds 2

Southeast Missouri 60 • 6-11, 4-7 OVC

##	Player		Total FG-FGA	3-Ptr FG-FGA	FT-FTA	Rebounds Off	Def	Tot	PF	TP	A	TO	Blk	Stl	Min
10	PATTERSON, Manny	f	2-3	0-0	1-2	1	0	1	2	5	1	3	0	0	11
03	REED, JR., Eric	g	4-7	4-6	0-0	1	2	3	0	12	1	0	0	0	27
05	HARRIS, Chris	g	2-8	0-5	6-6	0	0	0	0	10	2	0	0	1	25
11	NICHOLAS, DQ	g	4-8	0-1	3-4	1	8	9	3	11	1	3	0	1	29
21	AKENTEN, Nana	g	2-7	1-5	0-0	1	1	2	1	5	1	2	0	0	22
02	LOVE, Jordan		3-7	2-4	0-0	0	0	0	0	8	1	1	0	0	22
13	LONG, Parker		1-1	1-1	0-0	0	0	0	0	3	0	1	0	0	6
14	JOHNSON, Nate		1-1	0-0	0-0	0	1	1	1	2	1	0	3	0	10
25	RUSSELL, Nygal		0-1	0-0	0-0	0	1	1	0	0	1	0	0	0	9
33	BRANSON, Dylan		0-1	0-1	0-0	1	2	3	1	0	4	3	1	0	20
44	AGNEW, Darrious		2-4	0-0	0-1	1	4	5	0	4	1	0	1	0	19
	Team					0	1	1							
	Totals		21-48	8-23	10-13	6	20	26	8	60	14	13	5	2	200

FG %	1st Half: 10-26	38.5%	2nd half: 11-22	50.0%	Game: 21-48	43.8%
3FG %	1st Half: 1-12	8.3%	2nd half: 7-11	63.6%	Game: 8-23	34.8%
FT %	1st Half: 3-4	75.0%	2nd half: 7-9	77.8%	Game: 10-13	76.9%

Deadball Rebounds 2

Officials: Mike O'Neill, Bobby Daw, Kyle Bottoms
Technical fouls: Murray State-None. Southeast Missouri-None.
Attendance: 690

Score by periods	1st	2nd	Total
Murray State	36	41	**77**
Southeast Missouri	24	36	**60**

Points	In Paint	Off T/O	2nd Chance	Fast Break	Bench
MUR	28	15	15	6	13
SEMO	20	6	2	0	17

Game 18

Tennessee Tech 64
Southeast Missouri 68

February 4, 2021 • Show Me Center • Cape Girardeau, Mo.

CAPE GIRARDEAU, Mo. Manny Patterson scored 22 points, Jordan Love added 14 points and Southeast Missouri put together a ferocious second half comeback to overpower Tennessee Tech at the Show Me Center.

SEMO trailed by 16 points (26-10) with 9:28 remaining in the first half and 13 (39-26) at halftime before taking down the Golden Eagles in the final 20 minutes. The Redhawks outscored TTU, 42-25, and didn't miss a free throw (14-of-14) in the second half.

Love, who poured in all of his points in the second stanza, scored eight in a row to single-handedly get the Redhawks back in the game.

After Parker Long's 3-pointer cut TTU's lead to five at 52-47 with 10:15 to go, Love made a layup, was fouled and converted a 3-point play to make it a two-point game.

On SEMO's next possession, Love drew a foul and made two free throws to tie the game. He then buried a 3-pointer to put the Redhawks ahead, 55-52, at the 7:49 mark.

After Damaria Franklin split a pair of free throws to bring the game to a 59-59 deadlock, Eric Reed, Jr. drained a big 3-pointer from the right corner and later sunk two free throws. Love then made four free throws in the last four seconds to polish off the victory.

Official Basketball Box Score -- Game Totals -- Final Statistics
Tennessee Tech vs Southeast Missouri
02-04-21 8 p.m. at Show Me Center -- Cape Girardeau, Mo.

Tennessee Tech 64 • 2-16, 2-10 OVC

##	Player		Total FG-FGA	3-Ptr FG-FGA	FT-FTA	Rebounds Off	Def	Tot	PF	TP	A	TO	Blk	Stl	Min
23	HARVELL, Austin	f	0-6	0-2	0-0	1	3	4	1	0	0	2	0	0	16
05	HOPKINS, Marcus	c	0-2	0-0	0-0	0	0	0	2	0	1	0	0	1	8
00	FRANKLIN, Damaria	g	5-7	2-3	2-3	0	2	2	4	14	0	3	0	3	21
03	DAVIDSON, Keishawn	g	4-8	1-3	4-4	2	4	6	2	13	5	2	0	1	39
04	CLAY, Jr.	g	6-13	1-4	1-1	0	3	3	0	14	6	3	0	2	39
10	GETTELFINGER, CJ		0-0	0-0	0-0	0	0	0	0	0	0	0	0	0	4
11	QUEST, Dane		2-6	1-1	4-6	2	2	4	2	9	0	2	0	0	24
12	SYLLA, Amadou		3-6	0-0	0-1	1	1	2	2	6	2	1	1	0	22
33	GOLDMAN, Shandon		2-5	2-5	2-2	2	3	5	2	8	0	2	1	1	27
	Team					4	2	6							
	Totals		22-53	7-18	13-17	12	20	32	15	64	14	15	2	8	200

FG %	1st Half: 15-32	46.9%	2nd half: 7-21	33.3%	Game: 22-53	41.5%
3FG %	1st Half: 7-11	63.6%	2nd half: 0-7	0.0%	Game: 7-18	38.9%
FT %	1st Half: 2-3	66.7%	2nd half: 11-14	78.6%	Game: 13-17	76.5%

Deadball Rebounds 2

Southeast Missouri 68 • 7-11, 5-7 OVC

##	Player		Total FG-FGA	3-Ptr FG-FGA	FT-FTA	Rebounds Off	Def	Tot	PF	TP	A	TO	Blk	Stl	Min
10	PATTERSON, Manny	f	10-14	0-0	2-2	0	6	6	2	22	0	2	1	1	26
33	BRANSON, Dylan	f	0-1	0-0	2-2	0	5	5	1	2	1	1	0	0	20
03	REED, JR., Eric	g	1-5	1-4	2-2	0	2	2	3	5	3	2	0	3	32
05	HARRIS, Chris	g	3-5	2-2	5-5	0	0	0	3	13	5	5	0	0	30
11	NICHOLAS, DQ	g	1-7	0-3	0-0	0	2	2	1	2	3	2	0	0	24
02	LOVE, Jordan		3-6	1-3	7-7	0	2	2	2	14	2	1	0	0	21
13	LONG, Parker		1-2	1-2	0-0	0	0	0	2	3	0	0	0	0	7
14	JOHNSON, Nate		1-1	0-0	0-1	2	1	3	1	2	0	2	1	0	12
21	AKENTEN, Nana		2-3	1-1	0-0	0	2	2	2	5	2	0	0	1	20
25	RUSSELL, Nygal		0-0	0-0	0-0	0	0	0	0	0	1	0	0	0	6
44	AGNEW, Darrious		0-1	0-0	0-0	0	0	0	0	0	0	2	0	0	2
	Team					2	1	3				1			
	Totals		22-45	6-15	18-19	4	21	25	17	68	17	18	2	5	200

FG %	1st Half: 10-24	41.7%	2nd half: 12-21	57.1%	Game: 22-45	48.9%
3FG %	1st Half: 2-8	25.0%	2nd half: 4-7	57.1%	Game: 6-15	40.0%
FT %	1st Half: 4-5	80.0%	2nd half: 14-14	100.0	Game: 18-19	94.7%

Deadball Rebounds 0

Officials: Steve Divine, Blake Harris, Amy Bonner
Technical fouls: Tennessee Tech-None. Southeast Missouri-None.
Attendance: 642

Score by periods	1st	2nd	Total
Tennessee Tech	39	25	**64**
Southeast Missouri	26	42	**68**

Points	In Paint	Off T/O	2nd Chance	Fast Break	Bench
TTU	20	18	5	6	23
SEMO	24	15	5	0	24

Game 19 — Jacksonville State 66 Southeast Missouri 54

February 6, 2021 • Show Me Center • Cape Girardeau, Mo.

CAPE GIRARDEAU, Mo. DQ Nicholas scored 13 points and Eric Reed, Jr. added 12 as Southeast Missouri fell to Jacksonville State, 66-54.

SEMO wrapped up its season-long five-game homestand with a 3-2 mark.

The Redhawks held a 29-28 edge at halftime, but JSU took over in the second half and never looked back. JSU outscored SEMO, 28-10, in the first 13:16 of the final stanza and that was the difference.

Jay Pal's dunk gave the Gamecocks a 56-39 lead with 6:44 to go.

SEMO then responded with an 11-1 un to narrow JSU's lead to 57-50. Nygal Russell's free throw ended the surge with 2:09 remaining.

The Redhawks again pulled within seven on a pair of free throws by Chris Harris with a little under two minutes left, but that was as close as the would get.

SEMO led for nearly the entire first half and used back-to-back 3-pointers by Reed, Jr. to take a 20-13 lead with 9:44 remaining. Reed, Jr. buried each of his first three 3-pointers and paced the Redhawks with nine first-half points.

After JSU cut the Redhawks lead to three (20-17), SEMO pushed its lead back to seven with layups from Nicholas and Russell.

Jordan Love's layup later put SEMO ahead, 26-20, before it headed into the locker room with a 29-28 edge.

Official Basketball Box Score -- Game Totals -- Final Statistics
Jacksonville State vs Southeast Missouri
02-06-21 4 p.m. at Show Me Center -- Cape Girardeau, Mo.

Jacksonville State 66 • 12-7, 8-5 OVC

##	Player		Total FG-FGA	3-Ptr FG-FGA	FT-FTA	Rebounds Off	Def	Tot	PF	TP	A	TO	Blk	Stl	Min
13	PAL, Jay	f	2-5	1-3	0-1	2	3	5	2	5	2	1	2	0	23
50	HUFFMAN, Brandon	f	2-6	0-0	0-0	2	3	5	3	4	0	1	2	0	10
00	FINCH, Jalen	g	7-12	0-4	2-3	0	8	8	4	16	7	2	3	1	35
11	HENRY, Kayne	g	2-5	1-3	1-2	5	4	9	1	6	0	4	0	0	29
23	ADAMS, Darian	g	5-13	1-7	2-3	1	5	6	2	13	1	3	0	2	32
01	KING, Demaree		0-3	0-1	1-2	0	2	2	2	1	2	3	0	1	27
02	HENDERSON, Semaj		0-0	0-0	0-0	0	0	0	0	0	1	0	0	0	4
03	ZELIZNAK, Marcos		0-0	0-0	0-0	0	0	0	2	0	0	0	0	0	3
05	NGUMEZI, Amanze		5-7	0-2	2-3	0	2	2	5	12	0	1	1	0	13
10	PERDUE, Juwan		1-1	0-0	2-2	1	1	2	2	4	0	0	0	0	11
24	ROUB, Martin		2-6	1-5	0-0	0	0	0	2	5	0	0	0	0	13
	Team					0	5	5							
	Totals		26-58	4-25	10-16	11	33	44	25	66	13	15	8	4	200

FG % 1st Half: 12-32 37.5% 2nd half: 14-26 53.8% Game: 26-58 44.8%
3FG % 1st Half: 2-15 13.3% 2nd half: 2-10 20.0% Game: 4-25 16.0%
FT % 1st Half: 2-3 66.7% 2nd half: 8-13 61.5% Game: 10-16 62.5%

Deadball Rebounds 2

Southeast Missouri 54 • 7-12, 5-8 OVC

##	Player		Total FG-FGA	3-Ptr FG-FGA	FT-FTA	Rebounds Off	Def	Tot	PF	TP	A	TO	Blk	Stl	Min
10	PATTERSON, Manny	f	2-8	0-0	1-2	1	2	3	4	5	1	1	0	0	13
03	REED, JR., Eric	g	4-8	4-5	0-0	0	3	3	1	12	0	0	0	0	31
05	HARRIS, Chris	g	0-9	0-5	2-2	0	1	1	1	2	1	2	0	0	25
11	NICHOLAS, DQ	g	5-9	1-2	2-5	0	4	4	3	13	1	1	0	1	31
21	AKENTEN, Nana	g	1-5	1-4	1-2	1	5	6	1	4	0	2	0	2	25
02	LOVE, Jordan		3-4	1-2	1-5	0	0	0	0	8	2	1	0	0	23
13	LONG, Parker		0-0	0-0	0-0	0	0	0	0	0	0	0	0	0	4
14	JOHNSON, Nate		1-4	0-0	2-3	1	1	2	2	4	0	2	0	0	14
25	RUSSELL, Nygal		1-3	0-1	1-3	2	2	4	2	3	0	0	0	0	15
33	BRANSON, Dylan		0-0	0-0	0-0	0	3	3	2	0	1	3	0	1	13
44	AGNEW, Darrious		0-1	0-0	3-4	1	2	3	2	3	1	0	0	0	6
	Team					1	2	3							
	Totals		17-51	7-19	13-26	7	25	32	18	54	7	12	0	4	200

FG % 1st Half: 10-27 37.0% 2nd half: 7-24 29.2% Game: 17-51 33.3%
3FG % 1st Half: 4-11 36.4% 2nd half: 3-8 37.5% Game: 7-19 36.8%
FT % 1st Half: 5-10 50.0% 2nd half: 8-16 50.0% Game: 13-26 50.0%

Deadball Rebounds 7

Officials: Brett Miles, Coy Gammon, Kelly Davis
Technical fouls: Jacksonville State-ADAMS, Darian. Southeast Missouri-None.
Attendance: 720

Score by periods	1st	2nd	Total
Jacksonville State	28	38	**66**
Southeast Missouri	29	25	**54**

Points	In Paint	Off T/O	2nd Chance	Fast Break	Bench
JSU	34	11	5	6	22
SEMO	18	21	3	4	18

Game 20 — Southeast Missouri 60 Murray State 80

February 12 2021 • CFSB Center • Murray, Ky.

MURRAY, Ky. Murray State shot 58.5 percent from the field in an 80-60 win over Southeast Missouri at the CFSB Center.

The Racers set the tone early heating up to shoot 60.7 percent and drained six 3-pointers in the first half. SEMO led only once and that was when Nana Akenten made a jumper on the opening possession of the game.

Ahead, 19-15, the Racers used a 7-0 run to extend their lead to double figures. KJ Williams' layup finished off the surge giving MSU a 26-15 advantage with 6:32 left.

Freshman Dylan Branson buried his second 3-pointer to make it a 33-28 game at the 2:26 mark, but MSU scored nine of the last 11 points of the half to pull ahead, 42-30, at the intermission.

Chico Carter, Jr. led MSU's scorching start with 15 first-half points, missing one time from the field. He made six of seven field goals and had three 3-pointers.

MSU didn't cool off much in the second half and pieced together a 15-2 run en route to completing its two-game sweep of the Redhawks.

Jordan Love and Nolan Taylor led SEMO with 11 and 10 points, respectively. Taylor shot 5-of-9 from the field in his return after missing the last four games with a knee injury.

Official Basketball Box Score - Final
Southeast Mo. St. at Murray St.
02/12/21 CFSB Center, Murray, Ky.
2020-21 Men's Basketball

Game Time: 5:00 PM
Game Duration: 1:42
Attendance: 1,252

Officials: Chris Hudson, Joey Richardson, Jeremy Trussell

Southeast Mo. St. - 60 **Record: 7-13 (5-9)**

NO.	Name		Min	FG M-A	3P M-A	FT M-A	Rebounds OR	DR	TOT	Fouls PF	FD	TP	AS	TO	ST	Blocks BS	BA	+/-
10	Manny Patterson	F	10:59	1-2	0-0	0-0	0	1	1	2	0	2	0	0	0	0	0	-12
3	Eric Reed, Jr.	G	28:46	3-8	2-6	0-0	0	3	3	0	2	8	0	1	0	0	0	-21
5	Chris Harris	G	23:37	1-7	0-4	0-0	0	1	1	1	0	2	2	2	2	0	0	-17
11	DQ Nicholas	G	24:54	2-5	0-2	2-3	1	1	2	1	2	6	3	3	1	0	0	-14
21	Nana Akenten	G	23:34	2-6	1-5	0-0	0	4	4	0	0	5	1	2	1	0	0	-9
2	Jordan Love		20:52	3-8	1-2	4-4	1	4	5	0	2	11	2	3	3	1	0	-5
44	Darrious Agnew		16:44	3-7	0-0	2-6	2	3	5	2	4	8	0	1	0	0	0	-7
13	Parker Long		06:32	0-0	0-0	0-0	0	0	0	0	0	0	0	0	0	0	0	-2
33	Dylan Branson		15:54	2-2	2-2	0-0	0	2	2	2	2	6	0	1	0	1	0	-6
25	Nygal Russell		13:41	1-3	0-1	0-0	1	0	1	1	0	2	0	0	0	0	0	-7
31	Nolan Taylor		12:17	5-9	0-0	0-0	2	1	3	1	0	10	0	0	0	0	2	-1
12	Evan Morrison		02:10	0-1	0-0	0-0	1	1	2	0	0	0	0	0	0	0	0	1
Team							2	3	5			0		1				
Totals				23-58	6-22	8-13	10	24	34	10	12	60	8	14	7	2	2	-20

Technical Fouls::NONE

Shooting By Period		
1st FG%	11-29	37.9%
3PT%	4-14	28.6%
FT%	4-4	100%
2nd FG%	12-29	41.4%
3PT%	2-8	25.0%
FT%	4-9	44.4%
GM FG%	23-58	39.7%
3PT%	6-22	27.3%
FT%	8-13	61.5%

Dead Ball Rebounds: 3, 0

Murray St. - 80 **Record: 10-9 (7-7)**

NO.	Name		Min	FG M-A	3P M-A	FT M-A	Rebounds OR	DR	TOT	Fouls PF	FD	TP	AS	TO	ST	Blocks BS	BA	+/-
00	Demond Robinson	F	25:48	3-7	0-0	0-0	0	4	4	1	1	6	1	0	0	1	0	21
23	KJ Williams	F	24:21	7-10	0-2	3-3	1	6	7	3	2	17	1	6	0	0	0	21
2	Chico Carter, Jr.	G	31:03	9-13	4-5	0-0	0	2	2	0	0	22	3	3	1	0	1	24
4	Dionte Bostick	G	18:14	0-1	0-0	1-2	0	0	0	2	1	1	0	1	0	0	0	6
10	Tevin Brown	G	34:55	5-10	3-7	2-2	0	7	7	1	1	15	9	0	1	0	1	21
32	Nicholas McMullen		12:39	1-2	0-0	1-3	0	0	0	3	1	3	0	1	0	1	0	-2
1	DaQuan Smith		07:26	1-1	1-1	0-0	0	0	0	0	0	3	0	0	1	0	0	-3
13	Devin Gilmore		15:02	3-4	0-0	1-2	1	3	4	0	1	7	1	1	0	0	0	1
14	Justice Hill		19:36	2-4	1-3	0-0	0	1	1	1	1	5	1	0	2	0	0	15
33	Jackson Sivills		04:26	0-0	0-0	0-0	1	1	2	0	0	0	0	1	0	0	0	-1
22	Brion Whitley		02:10	0-0	0-0	0-0	0	0	0	0	0	0	0	0	0	0	0	-1
24	Ja'Queze Kirby		02:10	0-0	0-0	1-2	0	2	2	0	2	1	0	1	0	0	0	-1
25	Rodriguez Thomas		02:10	0-1	0-1	0-0	0	0	0	1	0	0	0	0	0	0	0	-1
Team							0	1	1			0		0				
Totals				31-53	9-19	9-14	3	27	30	12	10	80	16	14	5	2	2	20

Technical Fouls::NONE

Shooting By Period		
1st FG%	17-28	60.7%
3PT%	6-11	54.5%
FT%	2-4	50%
2nd FG%	14-25	56.0%
3PT%	3-8	37.5%
FT%	7-10	70%
GM FG%	31-53	58.5%
3PT%	9-19	47.4%
FT%	9-14	64.3%

Dead Ball Rebounds: 0, 0

	SEMO	MUR
Biggest lead	2 (1st 18:48)	23 (2nd 3:11)
Best Scoring Run	5(1st 2:26)	8(2nd 5:22)
Lead Changes	1	
Times Tied	1	
Time with Lead	01:28	36:52

Points from	SEMO	MUR
Turnovers	10	15
Paint	28	36
Second Chance	8	5
Fast Breaks	5	17
Bench	37	19

Period by Period Scoring	1st	2nd	TOT
SEMO	30	30	60
MUR	42	38	80

Game 21

Southeast Missouri 63
Austin Peay 78

February 13, 2021 • Dunn Center • Clarksville, Tenn.

CLARKSVILLE, Tenn. Reigning Ohio Valley Conference Player of the Year Terry Taylor had a double-double 32 points and 14 rebounds, and Austin Peay beat Southeast Missouri, 78-63, at the Dunn Center.

APSU was simply too much for SEMO to handle.

Taylor scored 23 first-half points and APSU shot 51.5 percent from the field in the game's opening 20 minutes as the Governors built a 42-27 halftime lead.

Ahead, 26-18, APSU went on a 10-0 run to double its lead. Mike Peake's free throws capped the surge giving the Governors a 36-18 advantage with 4:10 remaining.

Jordyn Adams scored on a driving layup to stretch the Governors lead to 18 again before Eric Reed, Jr. buried a 3-pointer just before the half ended.

SEMO committed 13 turnovers which led to 12 points in the opening stanza.

The Redhawks were much better in the second half and tied APSU, 36-36, in the final period.

APSU led by as many as 22 points (64-42) with 10:18 left to play. After that, SEMO pulled within 11 on a driving layup by DQ Nicholas, but that was as close as it would get.

Eric Reed, Jr. paced SEMO with a career-high 21 points.

Official Basketball Box Score - Final
Southeast Mo. St. at Austin Peay
02/13/21 Winfield Dunn Center, Clarksville
2020-21 Men's Basketball

Game Time: 5:00 PM
Game Duration: 1:52
Attendance: 494

Officials: Rusty Phillips, David Carter, Josh Pitto

Southeast Mo. St. - 63 **Record: 7-14 (5-10)**

NO.	Name		Min	FG M-A	3P M-A	FT M-A	Rebounds OR	DR	TOT	Fouls PF	FD	TP	AS	TO	ST	Blocks BS	BA	+/-
10	Manny Patterson	F	12:21	2-3	0-0	2-2	0	2	2	1	1	6	1	0	0	0	0	-6
3	Eric Reed, Jr.	G	33:22	9-16	3-6	0-0	1	4	5	1	3	21	2	4	0	0	1	-7
5	Chris Harris	G	28:51	3-10	1-5	2-2	1	0	1	2	3	9	2	2	1	0	0	-12
11	DQ Nicholas	G	34:39	2-7	0-1	2-2	0	4	4	3	4	6	3	5	2	0	0	-10
21	Nana Akenten	G	22:53	2-5	2-5	0-0	0	6	6	4	0	6	1	1	0	1	0	-9
33	Dylan Branson		09:48	0-1	0-1	0-0	0	0	0	2	2	0	0	5	2	0	0	-10
44	Darrious Agnew		16:56	4-6	0-0	1-3	4	1	5	0	2	9	0	0	1	0	1	-13
13	Parker Long		07:32	0-0	0-0	0-0	0	1	1	0	0	0	0	0	0	0	0	-6
25	Nygal Russell		22:35	2-5	0-1	0-0	1	6	7	4	1	4	3	3	1	0	0	-7
31	Nolan Taylor		10:43	1-3	0-0	0-0	0	0	0	3	0	2	0	1	0	0	1	4
12	Evan Morrison		00:20	0-0	0-0	0-0	0	0	0	0	0	0	0	0	0	0	0	1
Team							2	1	3			0		0				
Totals				25-56	6-19	7-9	9	25	34	20	16	63	12	21	7	1	3	-15

Shooting By Period		
1st FG%	12-26	46.2%
3PT%	3-9	33.3%
FT%	0-0	0%
2nd FG%	13-30	43.3%
3PT%	3-10	30.0%
FT%	7-9	77.8%
GM FG%	25-56	44.6%
3PT%	6-19	31.6%
FT%	7-9	77.8%

Dead Ball Rebounds: 1, 0

Technical Fouls::NONE

Austin Peay - 78 **Record: 13-8 (9-6)**

NO.	Name		Min	FG M-A	3P M-A	FT M-A	Rebounds OR	DR	TOT	Fouls PF	FD	TP	AS	TO	ST	Blocks BS	BA	+/-
15	Mike Peake	F	22:14	2-5	1-2	4-4	1	1	2	1	5	9	1	0	1	1	1	9
21	Terry Taylor	F	37:59	12-18	2-5	6-9	6	8	14	1	6	32	2	3	2	2	0	14
1	Carlos Paez	G	32:37	3-9	1-4	3-3	0	1	1	1	2	10	2	2	3	0	0	11
2	Tai'Reon Joseph	G	28:53	5-11	2-6	2-4	0	3	3	2	2	14	1	2	3	0	0	18
5	Jordyn Adams	G	20:00	1-4	0-1	0-0	0	1	1	2	0	2	1	1	1	0	0	4
0	Elton Walker		19:03	1-2	0-0	1-2	0	2	2	2	1	3	3	1	0	0	0	9
22	Alec Woodard		15:02	1-5	0-2	0-0	2	2	4	2	0	2	1	2	1	0	0	10
12	Reginald Gee		13:58	1-2	1-2	1-2	0	1	1	2	1	4	0	0	1	0	0	0
14	DJ Peavy		09:30	1-1	0-0	0-0	0	0	0	2	3	2	0	1	0	0	0	2
11	Corbin Merritt		00:44	0-0	0-0	0-0	0	0	0	1	0	0	0	0	0	0	0	-2
Team							0	4	4			0		1				
Totals				27-57	7-22	17-24	9	23	32	16	20	78	11	13	12	3	1	15

Shooting By Period		
1st FG%	17-33	51.5%
3PT%	3-13	23.1%
FT%	5-8	62.5%
2nd FG%	10-24	41.7%
3PT%	4-9	44.4%
FT%	12-16	75%
GM FG%	27-57	47.4%
3PT%	7-22	31.8%
FT%	17-24	70.8%

Dead Ball Rebounds: 3, 0

Technical Fouls::NONE

	SEMO	APSU
Biggest lead	0 (1st 20:00)	22 (2nd 10:18)
Best Scoring Run	9(2nd 8:32)	10(1st 4:10)
Lead Changes	0	
Times Tied	0	
Time with Lead	00:00	39:34

Points from	SEMO	APSU
Turnovers	11	24
Paint	32	36
Second Chance	10	16
Fast Breaks	10	23
Bench	15	11

Period by Period Scoring	1st	2nd	TOT
SEMO	27	36	63
APSU	42	36	78

Game 22

Austin Peay 81
Southeast Missouri 86 OT

February 16, 2021 • Show Me Center • Cape Girardeau, Mo.

CAPE GIRARDEAU, Mo. Eric Reed, Jr. scored 22 points and Darrious Agnew knocked down a 3-pointer to send the game to overtime as Southeast Missouri pulled off a thrilling 86-81 come-from-behind win over Austin Peay.

SEMO snapped an eight-game losing streak in its series against APSU, beating the Governors for the first time since 2017.

The Redhawks trailed, 49-36, with 15:30 remaining when they battled back to erase their double-digit deficit.

SEMO was later down, 65-55, at the 5:38 mark when it put together a 7-0 run to get within three. Dylan Branson and Nana Akenten each buried jumpers before Reed, Jr. nailed a 3-pointer to make it a 65-62 game with just under four minutes left.

Reed, Jr. then splashed in another 3-pointer to cut APSU's lead to 69-68 with 54 seconds to go. The Redhawks again got within a point (71-70) on a jumper by Chris Harris 30 ticks later.

Carlos Paez's two free throws stretched the Governors lead to 73-70, but Agnew sunk only his second 3-pointer of the season to send the game to overtime.

Nygal Russell stole the ball off a pass from Carlos Paez and threw down a massive dunk in transition two seconds to help put the win on ice.

Official Basketball Box Score -- Game Totals -- Final Statistics
Austin Peay vs Southeast Missouri
02-16-21 6 p.m. at Show Me Center -- Cape Girardeau, Mo.

Austin Peay 81 • 13-9, 9-7 OVC

##	Player		Total FG-FGA	3-Ptr FG-FGA	FT-FTA	Rebounds Off	Def	Tot	PF	TP	A	TO	Blk	Stl	Min
15	PEAKE, Mike	f	2-3	1-2	1-1	0	0	0	4	6	1	1	1	2	15
21	TAYLOR, Terry	f	8-20	1-4	12-14	9	8	17	1	29	2	5	3	0	45
01	PAEZ, Carlos	g	2-6	0-2	2-2	1	2	3	2	6	8	8	0	0	38
02	JOSEPH, Tai'Reon	g	3-9	3-5	0-0	0	0	0	2	9	1	0	0	0	31
12	GEE, Reginald	g	6-10	2-3	7-7	1	4	5	5	21	0	2	0	2	32
00	WALKER, Elton		1-2	0-0	0-0	1	4	5	5	2	2	2	0	4	30
14	PEAVY, DJ		0-2	0-0	0-0	0	0	0	0	0	0	2	0	0	7
22	WOODARD, Alec		3-8	2-5	0-0	0	0	0	5	8	2	1	0	5	27
	Team					1	1	2							
	Totals		25-60	9-21	22-24	13	19	32	24	81	16	21	4	13	225

FG %	1st Half: 12-31	38.7%	2nd half: 10-23	43.5%	OT: 3-6	50.0%	Game: 25-60	41.7%	Deadball Rebounds 0
3FG %	1st Half: 5-12	41.7%	2nd half: 2-5	40.0%	OT: 2-4	50.0%	Game: 9-21	42.9%	
FT %	1st Half: 10-11	90.9%	2nd half: 12-13	92.3%	OT: 0-0	0.0%	Game: 22-24	91.7%	

Southeast Missouri 86 • 8-14, 6-10 OVC

##	Player		Total FG-FGA	3-Ptr FG-FGA	FT-FTA	Rebounds Off	Def	Tot	PF	TP	A	TO	Blk	Stl	Min
10	PATTERSON, Manny	f	3-7	0-0	0-0	2	0	2	1	6	0	4	4	0	12
03	REED, JR., Eric	g	8-13	5-7	1-2	1	3	4	3	22	3	2	0	1	38
05	HARRIS, Chris	g	3-8	0-4	8-12	0	4	4	1	14	6	3	0	3	39
11	NICHOLAS, DQ	g	4-8	0-1	3-3	2	3	5	2	11	2	3	0	3	29
21	AKENTEN, Nana	g	2-6	1-4	4-4	2	6	8	1	9	1	2	1	4	30
13	LONG, Parker		0-0	0-0	0-0	0	0	0	1	0	0	0	0	0	2
14	JOHNSON, Nate		1-1	0-0	1-2	1	4	5	3	3	0	3	0	0	8
25	RUSSELL, Nygal		1-4	0-2	1-2	0	3	3	1	3	0	1	0	1	19
33	BRANSON, Dylan		3-6	0-2	0-0	3	1	4	4	6	2	3	0	1	27
44	AGNEW, Darrious		4-7	1-1	3-8	3	0	3	4	12	1	0	0	0	21
	Team					2	0	2							
	Totals		29-60	7-21	21-33	16	24	40	21	86	15	21	5	13	225

FG %	1st Half: 13-33	39.4%	2nd half: 14-24	58.3%	OT: 2-3	66.7%	Game: 29-60	48.3%	Deadball Rebounds 8
3FG %	1st Half: 1-11	9.1%	2nd half: 5-9	55.6%	OT: 1-1	100.0	Game: 7-21	33.3%	
FT %	1st Half: 6-7	85.7%	2nd half: 7-16	43.8%	OT: 8-10	80.0%	Game: 21-33	63.6%	

Officials: Andrew Walton, Kevin Driver, Scott Tierney
Technical fouls: Austin Peay-TAYLOR, Terry. Southeast Missouri-None.
Attendance: 279

Score by periods	1st	2nd	OT	Total
Austin Peay	39	34	8	**81**
Southeast Missouri	33	40	13	**86**

Points	In Paint	Off T/O	2nd Chance	Fast Break	Bench
APSU	26	27	15	6	10
SEMO	34	20	10	10	24

Game 23

Eastern Kentucky 72
Southeast Missouri 94

February 20, 2021 • Show Me Center • Cape Girardeau, Mo.

CAPE GIRARDEAU, Mo. Southeast Missouri honored its seniors by demolishing Eastern Kentucky from start to finish in a 94-72 rout.

SEMO, which scored over 80 points in its second-straight win, established new season-highs in points, points in a half (50), field goal percentage (.583), assists (26), 3-point field goal percentage (.560) and 3-point field goals made (14).

The Redhawks also enjoyed their largest halftime lead (50-24, +26) since 2013 when it led Austin Peay, 65-30, at the intermission on the road (Feb. 28).

SEMO played relentless defense the entire way and shot a blistering 62.1 percent from the field in the first half alone. The Redhawks drained seven 3-pointers for 21 of their first 50 points.

SEMO's largest lead of the night was 28 (83-55) on Akenten's 3-pointer with 5:07 left to play.

EKU led only once in the game 5:03 into the contest.

Ten of 11 Redhawks made their way into the scoring column as everyone had a hand in SEMO dealing EKU its largest loss of the season.

Chris Harris led the way with 18 points and knocked down four 3-pointers. Reed, Jr. followed with 16 points, six rebounds and six assists.

Official Basketball Box Score -- Game Totals -- Final Statistics
Eastern Kentucky vs Southeast Missouri
02-20-21 5 p.m. at Show Me Center -- Cape Girardeau, Mo.

Eastern Kentucky 72 • 18-6, 12-5 OVC

##	Player		Total FG-FGA	3-Ptr FG-FGA	FT-FTA	Rebounds Off	Def	Tot	PF	TP	A	TO	Blk	Stl	Min
02	KING, Tre	f	2-9	1-1	0-0	2	0	2	5	5	0	3	0	0	22
24	MORENO, Michael	f	7-10	5-7	0-0	0	2	2	0	19	1	0	3	1	22
04	LEWIS, Curt	g	6-10	3-4	3-4	2	0	2	1	18	1	2	1	0	32
05	ROBB, Cooper	g	0-3	0-3	2-2	1	3	4	0	2	4	1	0	2	19
12	GREEN JR., Wendell	g	3-11	0-2	0-0	0	1	1	1	6	2	3	0	0	23
00	CRUICKSHANK, R.		3-9	2-5	2-2	0	3	3	2	10	3	2	1	1	22
03	BROUGHTON, Peyton		1-3	0-0	0-0	0	0	0	1	2	0	1	1	1	16
13	BALOGUN, Tariq		0-1	0-0	0-0	1	0	1	1	0	0	1	0	0	7
14	BLANTON, Devontae		3-6	0-1	4-9	5	2	7	2	10	1	0	0	2	22
15	MINTER, Isaiah		0-0	0-0	0-0	0	0	0	0	0	0	0	0	0	1
34	FAYE, Cheikh		0-7	0-5	0-0	0	0	0	2	0	0	0	1	0	14
	Team					3	3	6							
	Totals		25-69	11-28	11-17	14	14	28	15	72	12	13	7	7	200

FG % 1st Half: 9-32 28.1% 2nd half: 16-37 43.2% Game: 25-69 36.2%
3FG % 1st Half: 4-13 30.8% 2nd half: 7-15 46.7% Game: 11-28 39.3%
FT % 1st Half: 2-4 50.0% 2nd half: 9-13 69.2% Game: 11-17 64.7%

Deadball Rebounds 1

Southeast Missouri 94 • 9-14, 7-10 OVC

##	Player		Total FG-FGA	3-Ptr FG-FGA	FT-FTA	Rebounds Off	Def	Tot	PF	TP	A	TO	Blk	Stl	Min
10	PATTERSON, Manny	f	2-6	0-0	4-4	3	4	7	1	8	0	0	2	0	14
03	REED, JR., Eric	g	6-12	2-6	2-3	3	3	6	2	16	6	2	0	1	34
05	HARRIS, Chris	g	6-8	4-5	2-4	0	2	2	1	18	7	3	0	0	33
11	NICHOLAS, DQ	g	3-6	1-2	1-2	0	10	10	1	8	7	4	0	2	33
21	AKENTEN, Nana	g	5-8	5-7	0-0	2	4	6	3	15	0	7	0	0	22
12	MORRISON, Evan		1-2	1-1	0-0	0	0	0	0	3	0	1	0	0	2
13	LONG, Parker		0-0	0-0	0-0	0	1	1	0	0	0	1	0	0	2
14	JOHNSON, Nate		2-4	0-0	0-0	1	1	2	1	4	0	1	0	1	7
25	RUSSELL, Nygal		6-6	0-0	1-1	1	3	4	1	13	3	2	0	2	18
33	BRANSON, Dylan		3-6	1-4	0-0	0	3	3	4	7	1	1	1	0	20
44	AGNEW, Darrious		1-2	0-0	0-0	1	2	3	1	2	2	1	0	0	15
	Team					1	2	3							
	Totals		35-60	14-25	10-14	12	35	47	15	94	26	23	3	6	200

FG % 1st Half: 18-29 62.1% 2nd half: 17-31 54.8% Game: 35-60 58.3%
3FG % 1st Half: 7-12 58.3% 2nd half: 7-13 53.8% Game: 14-25 56.0%
FT % 1st Half: 7-8 87.5% 2nd half: 3-6 50.0% Game: 10-14 71.4%

Deadball Rebounds 3

Officials: Greg Rennegarbe, Gene Grimshaw, Ron Gengenbacher
Technical fouls: Eastern Kentucky-None. Southeast Missouri-None.
Attendance: 753

Score by periods	1st	2nd	Total
Eastern Kentucky	24	48	**72**
Southeast Missouri	50	44	**94**

Points	In Paint	Off T/O	2nd Chance	Fast Break	Bench
EKU	16	19	7	2	22
SEMO	34	19	8	12	29

Game 24

Eastern Kentucky 87
Southeast Missouri 65

February 22, 2021 • Show Me Center • Cape Girardeau, Mo.

CAPE GIRARDEAU, Mo. Chris Harris scored 15 points and Nana Akenten added 13 as Southeast Missouri dropped its home finale to Eastern Kentucky, 87-65, at the Show Me Center.

Forty-eight hours after EKU suffered a 22-point loss to SEMO in Cape Girardeau, the Colonels beat the Redhawks by the same margin to force a split in the season series.

The Colonels outscored the Redhawks, 42-18, from 3-point range shooting 50.8 percent (31-of-61) from the field and 60.9 percent (14-of-23) from downtown.

SEMO led for less than two minutes in the contest.

EKU used a 15-2 run to stretch its lead to 28-15 with 7:39 remaining in the first half and never looked back. The Colonels held a 39-26 advantage at the intermission.

The Redhawks narrowed EKU's lead to 39-28 early in the second stanza when Manny Patterson scored a layup. That was as close as SEMO would get the rest of the way.

EKU led by as many as 25 points on multiple occasions and didn't let its lead dip below 20 for the final 6:29.

Harris made four field goals, two 3-pointers and a perfect 5-of-5 free throws to pace the Redhawks. Akenten drained a team-high three 3-pointers and pulled down a game-high seven rebounds to go along with his 13 points.

Official Basketball Box Score -- Game Totals -- Final Statistics
Eastern Kentucky vs Southeast Missouri
02-22-21 2 p.m. at Show Me Center -- Cape Girardeau, Mo.

Eastern Kentucky 87 • 19-6, 13-5 OVC

##	Player		Total FG-FGA	3-Ptr FG-FGA	FT-FTA	Rebounds Off	Def	Tot	PF	TP	A	TO	Blk	Stl	Min
02	KING, Tre	f	6-10	2-3	1-2	2	3	5	1	15	2	1	3	1	24
24	MORENO, Michael	f	2-5	2-3	0-2	0	4	4	2	6	3	1	0	4	29
04	LEWIS, Curt	g	5-10	3-5	1-2	3	2	5	2	14	4	4	0	1	25
05	ROBB, Cooper	g	5-8	2-3	0-0	0	2	2	3	12	0	0	0	2	21
12	GREEN JR., Wendell	g	7-18	4-8	5-8	0	5	5	2	23	4	4	0	1	32
00	CRUICKSHANK, R.		0-2	0-0	0-0	0	3	3	2	0	3	2	0	0	23
03	BROUGHTON, Peyton		1-1	0-0	1-2	0	1	1	0	3	0	0	0	0	3
13	BALOGUN, Tariq		1-1	0-0	2-2	0	1	1	3	4	0	0	2	0	9
14	BLANTON, Devontae		4-4	1-1	1-1	1	5	6	2	10	2	2	0	1	21
15	MINTER, Isaiah		0-1	0-0	0-0	0	1	1	0	0	0	1	0	0	3
34	FAYE, Cheikh		0-1	0-0	0-0	0	4	4	1	0	1	1	0	0	10
	Team					2	0	2							
	Totals		31-61	14-23	11-19	8	31	39	18	87	19	16	5	10	200

FG % 1st Half: 15-36 41.7% 2nd half: 16-25 64.0% Game: 31-61 50.8%
3FG % 1st Half: 7-15 46.7% 2nd half: 7-8 87.5% Game: 14-23 60.9%
FT % 1st Half: 2-6 33.3% 2nd half: 9-13 69.2% Game: 11-19 57.9%

Deadball Rebounds 5

Southeast Missouri 65 • 9-15, 7-11 OVC

##	Player		Total FG-FGA	3-Ptr FG-FGA	FT-FTA	Rebounds Off	Def	Tot	PF	TP	A	TO	Blk	Stl	Min
10	PATTERSON, Manny	f	2-4	0-0	0-0	0	1	1	1	4	0	1	1	0	11
03	REED, JR., Eric	g	3-7	1-4	1-1	0	2	2	3	8	1	2	0	0	33
05	HARRIS, Chris	g	4-10	2-6	5-5	0	2	2	2	15	7	4	0	4	32
11	NICHOLAS, DQ	g	1-5	0-2	4-4	0	3	3	3	6	4	5	0	0	34
21	AKENTEN, Nana	g	5-11	3-9	0-0	1	6	7	2	13	0	2	0	1	32
12	MORRISON, Evan		0-0	0-0	0-0	0	0	0	0	0	1	0	0	1	1
13	LONG, Parker		0-0	0-0	0-0	0	0	0	0	0	0	0	0	0	1
14	JOHNSON, Nate		0-1	0-0	1-2	0	0	0	1	1	0	0	0	0	4
25	RUSSELL, Nygal		1-3	0-1	2-2	1	3	4	1	4	0	0	0	0	16
31	TAYLOR, Nolan		0-2	0-0	1-2	0	0	0	0	1	0	1	0	0	2
33	BRANSON, Dylan		1-4	0-0	2-2	1	0	1	2	4	1	1	0	1	22
44	AGNEW, Darrious		4-8	0-0	1-2	2	5	7	0	9	1	0	1	1	12
	Team					0	3	3							
	Totals		21-55	6-22	17-20	5	25	30	15	65	15	16	2	8	200

FG % 1st Half: 9-26 34.6% 2nd half: 12-29 41.4% Game: 21-55 38.2%
3FG % 1st Half: 2-8 25.0% 2nd half: 4-14 28.6% Game: 6-22 27.3%
FT % 1st Half: 6-7 85.7% 2nd half: 11-13 84.6% Game: 17-20 85.0%

Deadball Rebounds 1

Officials: John St. Clair, Brett Miles, Boyd Copeland
Technical fouls: Eastern Kentucky-None. Southeast Missouri-None.
Attendance: 289

Score by periods	1st	2nd	Total
Eastern Kentucky	39	48	**87**
Southeast Missouri	26	39	**65**

Points	In Paint	Off T/O	2nd Chance	Fast Break	Bench
EKU	30	17	10	6	17
SEMO	[illegible]	[illegible]	[illegible]	[illegible]	[illegible]