



2021 SOUTHEAST MISSOURI SOFTBALL

Games
4-5 | 

Schedule

February (0-3)

| | | | |
|----|--------------------------|------|------------|
| 13 | at Auburn | SEC+ | L, 0-8 (5) |
| 13 | at Auburn | SEC+ | L, 1-5 |
| 14 | at Auburn | | L, 1-3 |
| 20 | at Tennessee | | 11:30 a.m. |
| 21 | at Tennessee | | 2 p.m. |
| 26 | vs. North Dakota State ! | | 12:30 p.m. |
| 26 | at Arkansas ! | | 5:30 p.m. |
| 27 | vs. Texas Tech ! | | 12:30 p.m. |
| 27 | at Arkansas ! | | 3 p.m. |
| 28 | vs. Texas Tech ! | | 10 a.m. |

March (0-0, 0-0 OVC)

| | | | |
|----|-------------------------|-------|---------|
| 6 | Austin Peay (DH)* | | 12 p.m. |
| 7 | Austin Peay* | | 12 p.m. |
| 13 | at Tennessee Tech (DH)* | | 1 p.m. |
| 14 | at Tennessee Tech* | | 1 p.m. |
| 17 | Missouri State | ESPN+ | TBA |
| 20 | at Belmont (DH)* | | 1 p.m. |
| 21 | at Belmont* | | 1 p.m. |
| 24 | at Saint Louis | | 3 p.m. |
| 26 | Morehead State* | ESPN+ | 6 p.m. |
| 27 | Morehead State (DH)* | ESPN+ | 2 p.m. |

April (0-0, 0-0 OVC)

| | | | |
|----|---------------------------|-------|---------|
| 2 | Eastern Illinois* | | 3 p.m. |
| 3 | Eastern Illinois (DH)* | | 12 p.m. |
| 7 | at Kansas City (DH) | | TBA |
| 10 | at SIU Edwardsville* | | 4 p.m. |
| 11 | at SIU Edwardsville (DH)* | | 1 p.m. |
| 14 | Saint Louis | ESPN+ | 3 p.m. |
| 17 | Eastern Kentucky (DH)* | | 12 p.m. |
| 18 | Eastern Kentucky* | | 12 p.m. |
| 24 | at Tennessee State (DH)* | | TBA |
| 25 | at Tennessee State* | | TBA |
| 28 | UT Martin (DH)* | ESPN+ | 3 p.m. |

May (0-0, 0-0 OVC)

| | | | |
|-------|-------------------------------|-------|--------|
| 1 | Murray State (DH)* | ESPN+ | 2 p.m. |
| 2 | Murray State* | ESPN+ | 1 p.m. |
| 4 | at UT Martin (DH)* | | 3 p.m. |
| 8 | at Jacksonville State (DH)* | | 1 p.m. |
| 9 | at Jacksonville State* | | 1 p.m. |
| 13-15 | OVC Tournament (Oxford, Ala.) | | TBA |

Southeast Missouri (0-3) at Tennessee (2-0)

Follow the Redhawks

Video.....SEC Network+
Live Stats.....UTSports.com
Twitter.....@SEMOsoftball

Dates.....February 20-21, 2021
Series Schedule.....Feb. 20, 11:30 p.m., CT
.....Feb. 21, 2 p.m., CT
Location.....Knoxville, Tenn.
Facility.....Sherri Parker Lee Stadium (2,200)
Series.....First Meeting

Head Coaches.....Mark Redburn (363-382 overall; 149-133 at SEMO; 62-55 OVC).
Ralph & Karen Weekly (1,132-382-2 overall; 909-285-2 at UT).

Strategic Communications

Jeff Honza, Assistant Director of Athletics
Office Phone.....(573) 651-2933
Mobile.....(618) 528-1145
Email.....redhawk1@me.com

Redhawks Head to Tennessee

Southeast Missouri (0-3) squares off against its second Southeastern Conference opponent this season when it heads to Tennessee (2-0) for two games this weekend. SEMO and UT will play at 11:30 a.m. Saturday and 2 p.m., CT Sunday.

Follow the Redhawks

Fans can watch both of Southeast Missouri's games at Tennessee live on SEC Network+. Live stats are available at UTSports.com. Twitter updates provided @SEMOsoftball.

Series History

This year marks the first meeting between Southeast Missouri and Tennessee. The Volunteers are one of three SEC teams on the Redhawks schedule this season. SEMO opened the season last weekend at Auburn (Feb. 13-14) and will travel to #8 Arkansas for a tournament on Feb. 26-28.

Knoxville Trip

The Redhawks won't be the only team in Knoxville playing Tennessee this weekend. Mid-American Conference member Miami (Ohio) is also scheduled to play the Volunteers on Saturday and Sunday.

Against the SEC

The Redhawks are 13-62 all-time against the SEC. Tennessee is the ninth team out of the SEC that Southeast Missouri faces in its program history. SEMO has previously played Arkansas (2-6), Auburn (0-3), Kentucky (2-2), Mississippi State (1-7), Missouri (6-34), Texas A&M (0-1), LSU (0-1) and Ole Miss (2-8). Head Coach Mark Redburn has upended a SEC foe in two of the last three years. SEMO beat Missouri at home on Mar. 21, 2018 (8-2) and

knocked off then-#12 Arkansas in Fayetteville on Feb. 21, 2019 (6-1).

Opening Weekend

Southeast Missouri opened the 2021 season dropping three road games at Auburn (Feb. 13-14). SEMO was no-hit in game one before falling by scores of 5-1 and 3-1 in the final two contests of the series. The Redhawks fell to 15-15 in season-opening games during their NCAA Division I era and 3-4 in such contests under Head Coach Mark Redburn.

Team 45

The 2021 campaign is the 45th season of Southeast Missouri softball. SEMO's softball program has an all-time record of 1,120-826-3. The Redhawks are 760-703-2 all-time since moving to the NCAA Division I ranks in 1992.

Going for 150

Mark Redburn needs just one more win to reach 150 victories as Southeast Missouri's head coach. Redburn is currently 149-133 at SEMO in his seventh year. In the last two-plus seasons, the Redhawks put together an overall record of 91-43 and 32-12 mark in Ohio Valley Conference play. Redburn, the reigning OVC Coach of the Year, guided SEMO to its first OVC regular-season and tournament titles,



Southeast Missouri or SEMO is the preferred reference for Southeast Missouri State University athletic teams. Southeastern Missouri State is not an acceptable reference.

All times Central and Subject to Change;
Home Games in **Bold**; * - Denotes Ohio Valley Conference Game; ! - Arkansas Tournament (Fayetteville, Ark.)



and NCAA Tournament in 20 years during the 2019 campaign.

One More Walk

Senior Rachel Anderson needs just one more walk to break Southeast Missouri's all-time career record in bases on balls. Anderson drew a walk in each of the Redhawks first two games against Auburn (Feb. 13). She presently shares the record with Alex Ramirez (2007-10). Both Anderson and Ramirez have 88 career walks.

Welcome to Division I Softball

Five newcomers saw their first NCAA Division I softball action with Southeast Missouri at Auburn (Feb. 13-14) last weekend. Freshman Jillian Anderson started all three games in left field and Alyson Tucker started every game at shortstop. Katie Dreiling (2) and Kynzie Wrigley (1) combined for three starts at designated player, while freshmen Kelby Robinson and Abigail Rickermann played, as well.

First Career Hits

Katie Dreiling, Jillian Anderson, Karsyn Davis and Abigail Rickermann all recorded their first career hits during the Auburn series last weekend. Dreiling had the first hit of 2021 on a leadoff single in the top of the second inning of game two on Feb. 13. Anderson also had a hit and Davis went 2-for-3 with a RBI-double in that game. Rickermann then got her first hit on a pinch-hit infield single in game three on Feb. 14.

First 10-Hit Game

Southeast Missouri registered 10 hits in a game for the first time this season in game two of its series at Auburn (Feb. 13). SEMO edged the Tigers, 10-9, in the hit column. Ashley Ellis and Karsyn Davis paved the way with two hits each. For Davis, it was the first multiple-hit game of her career. For Ellis, it was the 38th time she finished with multiple hits in a game.

About Tennessee

Tennessee is off to a 2-0 start this young 2021 season. The Volunteers face their second Ohio Valley Conference opponent when Southeast Missouri visits Knoxville this weekend. UT beat fellow OVC member Eastern Kentucky twice by scores of 10-0 and 3-2 for its wins thus far. The

Volunteers were picked fourth in this year's Southeastern Conference Preseason Poll. UT received votes (24) in the week one National Fastpitch Coaches Association (NFCA) Top 25 Coaches Poll. Ally Shipman is the Volunteers top hitter through two games with a .571 batting average. Meanwhile, Ashley Rogers did not allow an earned run and gave up only one hit, while striking out 18 and walking two in her first two pitching appearances this year. Rogers also tossed a complete game victory and picked up a save.

Record Watch

Rachel Anderson, Southeast Missouri's all-time career leader in triples (29), batting average (.418), slugging percentage (.720) and on-base percentage (.506), is in position to do much more damage on the record books this year. Anderson (227 hits, 143 runs, 130 RBI, 88 walks) is five hits away from the school's all-time career hits record, 19 runs away from the career runs scored record, three RBI away from the all-time career RBI mark and one walk away from the program's all-time record in bases on balls.

Approaching 400 Total Bases

Rachel Anderson is nine total bases away from reaching 400 in her career. Anderson is second all-time among Southeast Missouri's career leaders with 391 total bases. Michelle Summers (2005-08) presently holds the record in that category with 423 total bases.

OVC Preseason Favorite

Last year, Southeast Missouri was the preseason favorite in the Ohio Valley Conference, but didn't get a chance to play a conference game due to COVID-19. Now, the Redhawks are in that exact same spot going into the 2021 campaign and they are again anxious to defend their OVC regular-season and tournament crowns. SEMO was picked first in the league's 2021 Predicted Order of Finish, tallying 228 points and 13 of the possible 24 first-place votes. The Preseason Poll is selected by OVC Head Coaches and Communications Directors. Eastern Kentucky (224 points), Jacksonville State (211 points), Murray State (167 points) and SIU Edwardsville (151 points) filled out the top five. Austin Peay (143 points), UT Martin (109 points), Tennessee Tech (97 points), Eastern Illinois

2021 OVC Standings as of Feb. 17

| School | Conference | | | | Overall | | | |
|--------------------|------------|---|---|------|---------|---|---|------|
| | W | L | T | Pct. | W | L | T | Pct. |
| Tennessee Tech | 0 | 0 | 0 | .000 | 3 | 1 | 0 | .750 |
| Murray State | 0 | 0 | 0 | .000 | 1 | 3 | 0 | .250 |
| Austin Peay | 0 | 0 | 0 | .000 | 0 | 0 | 0 | .000 |
| Eastern Illinois | 0 | 0 | 0 | .000 | 0 | 0 | 0 | .000 |
| Morehead State | 0 | 0 | 0 | .000 | 0 | 0 | 0 | .000 |
| SIUE | 0 | 0 | 0 | .000 | 0 | 0 | 0 | .000 |
| Tennessee State | 0 | 0 | 0 | .000 | 0 | 0 | 0 | .000 |
| UT Martin | 0 | 0 | 0 | .000 | 0 | 0 | 0 | .000 |
| Jacksonville State | 0 | 0 | 0 | .000 | 0 | 1 | 0 | .000 |
| Eastern Kentucky | 0 | 0 | 0 | .000 | 0 | 2 | 0 | .000 |
| Belmont | 0 | 0 | 0 | .000 | 0 | 3 | 0 | .000 |
| Southeast Missouri | 0 | 0 | 0 | .000 | 0 | 3 | 0 | .000 |

This Weekend's Schedule

Friday, February 19

Murray State vs. Butler, 9 a.m., CT
Austin Peay vs. Western Carolina, 11 a.m., CT
Murray State vs. Illinois-Chicago, 11:15 a.m., CT
UT Martin vs. Middle Tennessee, 11:30 a.m., CT
UT Martin at Alabama A&M, 2 p.m., CT
Austin Peay at Troy, 2 p.m., CT
East Tennessee at Tennessee Tech, 3 p.m., CT

Saturday, February 20

Austin Peay vs. Mercer, 9 a.m., CT
Murray State vs. Lipscomb, 9 a.m., CT
UT Martin at Alabama State, 10 a.m., CT
Morehead State vs. Youngstown State, 10 a.m., CT
Jacksonville State vs. Louisiana, 10 a.m., CT
Austin Peay vs. Mercer, 12 p.m., CT
East Tennessee at Tennessee Tech, 12 p.m., CT
Morehead State at Norfolk State, 12 p.m., CT
UT Martin vs. Evansville, 12:30 p.m., CT
Jacksonville State vs. Southeastern Louisiana, 12:30 p.m., CT
Southeast Missouri at Tennessee, 12:30 p.m., CT
Eastern Illinois at Arkansas-Pine Bluff, 1 p.m., CT
Murray State at South Alabama, 1:30 p.m., CT
East Tennessee at Tennessee Tech, 2 p.m., CT
Eastern Illinois at Arkansas-Pine Bluff, 3 p.m., CT
Eastern Kentucky at College of Charleston, 4 p.m., CT
Eastern Kentucky at College of Charleston, 6 p.m., CT

Sunday, February 21

Austin Peay vs. Western Carolina, 10 a.m., CT
Morehead State vs. Youngstown State, 11 a.m., CT
Eastern Illinois at Arkansas-Pine Bluff, 12 p.m., CT
Eastern Kentucky at Charleston Southern, 12 p.m., CT
Jacksonville State vs. Samford, 12 p.m., CT
Morehead State at Norfolk State, 1 p.m., CT
Eastern Illinois at Arkansas-Pine Bluff, 2 p.m., CT
Eastern Kentucky at Charleston Southern, 2 p.m., CT
Jacksonville State vs. Samford, 2 p.m., CT
Southeast Missouri at Tennessee, 3 p.m., CT



(92 points), Belmont (88 points), Tennessee State (34 points) and Morehead State (32 points) rounded out the poll.

2021 Redhawks

Southeast Missouri's 2021 roster includes 24 players with three seniors, five juniors, five sophomores and 11 freshmen. All returnees redshirted in 2020 after the COVID-19 pandemic influenced the NCAA Division I Council to allow schools to provide spring-sport athletes an additional season of competition and an extension on their period of eligibility. The Redhawks also bring back five position starters (Rachel Anderson, OF; Austine Pauley, INF; Ashley Ellis, INF; Kaylee Anderson, OF; Ashley Emert, INF) and two starting pitchers (Rachel Rook; Paytience Holman).

Abrupt End to 2020

The Redhawks flight was on its descent to the Tampa International Airport for a tournament hosted by the University of South Florida when Head Coach Mark Redburn's cell phone had just enough service to take a call. The call was from South Florida Head Coach Ken Eriksen who led Redburn know the tournament his team was travelling to play in was cancelled. Soon after that, came the news that the 2020 season was over after the NCAA voted to suspend play due to a global COVID-19 pandemic. SEMO was 12-5 when its season was shut down. The Redhawks won nine in a row and went 9-1 in their first 10 games. SEMO's shortened season lasted only 23 days, but the Redhawks accomplished a lot in a short amount of time. They led the Ohio Valley Conference in slugging percentage (.528), on-base percentage (.411), triples (14), stolen bases (41), fewest hits allowed (84) and fewest earned runs allowed (40). SEMO rated second in the league in batting average (.310), home runs (19), opposing batting average (.204), runs allowed (51), stolen bases per game (2.4) and triples per game (0.8). Nationally, the Redhawks were among the top 25 in triples per game (2nd), stolen bases per game (8th), scoring (16th, 6.7), slugging percentage (21st) and on-base percentage (24th).

All-American Anderson

Southeast Missouri's first All-American in its NCAA Division I era, center fielder Rachel Anderson is returns for her fifth year in 2021. Anderson won the coveted 2019 OVC Player of the Year honor to go along with her Third-Team National Fastpitch Coaches Association (NFCA) All-America award. She is also a three-time First-Team All-OVC and NFCA All-Region selection, and claimed First-Team CoSIDA Academic All-America accolades in her phenomenal career.

Elite .400 Club

Rachel Anderson is currently one of 131 NCAA Division I softball hitters with a career batting average of .400 or better. She is hitting .418 for her college career. Anderson was hitting a team-best .480 and led the Redhawks in runs (19), hits (24), triples (5), slugging percentage (.880), on-base percentage (.541) and stolen bases (9) when play was suspended a year ago.

Ellis Bashes

Slugger Ashley Ellis, like Rachel Anderson, is also back for her fifth year. A native of Arnold, Missouri, Ellis averaged 8.5 home runs per year in her first four seasons as Southeast Missouri's first baseman. She homered eight times and ranked fourth on the team with a .347 batting average last season. Ellis led the Ohio Valley Conference in home runs during the 2020 campaign and hit two round-trippers in a game three times in her career.

The Chase is On

Ashley Ellis, who broke Southeast Missouri's single-season home run record with 17 bombs in 2019, is now chasing the school's all-time career home run record. Ellis currently ranks second with 34 home runs. She needs 15 more to surpass Michelle Summers (48, 2005-08) for the new mark.

Starting Streaks Intact

Rachel Anderson has never missed a start in her career. Anderson has a streak of 187 straight starts in center field. Ashley Ellis carries a streak of 167 consecutive starts into this weekend. Anderson is now tied for 10th all-time among Southeast Missouri career leaders in games started.

Deep Pitching

Since Mark Redburn became Southeast Missouri's head coach in 2015, his pitching has never been deeper than it is now. Junior Rachel Rook is at the forefront of this year's staff. Rook was having a tremendous season when COVID-19 hit last season. She was 4-2 with a staggering 0.70 ERA in seven appearances and six starts. Rook tossed five complete games and three shutouts, while striking out 51 and walking just seven. Her ERA led the Ohio Valley Conference and ranked seventh in the nation. Freshman Paytience Holman threw two complete games and ranked second behind Rook with 34 strikeouts and 33.2 innings in 2020. Sophomore left-hander Marisa Davis had an excellent fall and looks to get more innings this year. Davis posted a 1-0 record and 2.62 ERA in four appearances and one start. Freshmen Katie Dreiling and Amanda Hansen round out the Redhawks pitchers. Dreiling was a three-time All-State and All-Conference selection at Valley View High School, while Hansen finished her prep career at Holt High School with a record of 8-2 and 2.11 ERA.

30-Win Seasons

Southeast Missouri registered over 30 wins in each of its last two complete seasons. The Redhawks went 33-20 and finished fourth in the Ohio Valley Conference in 2018. In 2019, SEMO set a program record in wins when it went 46-18 overall and won the OVC regular-season and tournament titles. The Redhawks also made the NCAA Tournament that year. SEMO has a total of 17 seasons with 30 or more wins in its program history.

On Deck

The Redhawks close out their first month of the season in Fayetteville, Arkansas. Southeast Missouri will play in a tournament hosted by #8 Arkansas. The Redhawks will face North Dakota State and Arkansas on Feb. 26, Texas Tech and Arkansas on Feb. 27, and Texas Tech on Feb. 28.



SOUTHEAST MISSOURI SOFTBALL NOTES // TENNESSEE

Numerical

| No. | Name | Pos. | Ht. | B/T | Cl. | Hometown (High School/College) |
|-----|--------------------|-------|------|-----|-----|--|
| 1 | Jillian Anderson | OF | 5-4 | L/L | Fr. | Rochester, Ill. (Rochester) |
| 2 | Rachel Anderson | OF | 5-3 | L/R | Sr. | Edwardsville, Ill. (Edwardsville) |
| 3 | Kimmy Wallen | OF | 5-7 | L/R | Fr. | Park Hills, Mo. (Central) |
| 4 | Alyson Tucker | INF/P | 5-5 | R/R | So. | Farmington, Mo. (Farmington) |
| 5 | Kileigh Grisham | INF | 5-7 | R/R | Fr. | Eureka, Mo. (Eureka) |
| 6 | Marisa Davis | P | 5-4 | L/L | So. | Kansas City, Mo. (Lee's Summit North) |
| 7 | Karsyn Davis | C | 5-11 | R/R | Fr. | Harrisburg, Ill. (Harrisburg) |
| 8 | Abby Rollet | OF | 5-7 | L/R | Jr. | Perryville, Mo. (Notre Dame/Jefferson College) |
| 9 | Rachel Rook | P | 5-11 | R/R | Jr. | Republic, Mo. (Republic) |
| 10 | Ashley Emert | C/INF | 5-10 | R/R | Jr. | East Peoria, Ill. (East Peoria/Illinois State) |
| 11 | Danina Marton | OF | 5-10 | R/R | Jr. | Northridge, Calif. (Grover Cleveland) |
| 12 | Katie Dreiling | P/INF | 5-9 | L/R | Fr. | Jonesboro, Ark. (Valley View) |
| 14 | Kaylee Anderson | INF/P | 5-7 | R/R | Jr. | Warrenton, Mo. (Warrenton) |
| 15 | Austine Pauley | INF | 5-6 | R/R | Sr. | St. Charles, Mo. (Francis Howell North/Lindenwood) |
| 16 | Abigail Rickermann | INF | 5-6 | L/R | Fr. | Festus, Mo. (Festus) |
| 17 | Kelby Robinson | OF | 5-6 | L/R | Fr. | Wentzville, Mo. (Holt) |
| 18 | Kaylee Payne | INF/P | 5-3 | R/R | Fr. | Oran, Mo. (Oran) |
| 19 | Paytience Holman | P | 5-8 | R/R | Fr. | Mexico, Mo. (Mexico) |
| 20 | Leaha Wininger | INF | 5-7 | R/R | So. | Johnston City, Ill. (Johnston City) |
| 21 | Chelsy Pena | C | 5-6 | R/R | So. | Columbia, Ill. (Columbia) |
| 22 | Amanda Hansen | P/INF | 6-0 | R/R | Fr. | Wentzville, Mo. (Holt) |
| 24 | Kynzie Wrigley | INF | 5-3 | L/R | Fr. | Mt. Zion, Ill. (Mt. Zion) |
| 26 | Ashley Ellis | INF | 5-8 | R/R | Sr. | Arnold, Mo. (Fox) |
| 27 | Anna Griffin | INF | 6-1 | R/R | So. | Bentonville, Ark. (Bentonville West) |

Numerical

| No. | Name | Pos. | Ht. | B/T | Cl. | Hometown (High School/College) |
|-----|--------------------|-------|------|-----|-----|--|
| 1 | Jillian Anderson | OF | 5-4 | L/L | Fr. | Rochester, Ill. (Rochester) |
| 14 | Kaylee Anderson | INF/P | 5-7 | R/R | Jr. | Warrenton, Mo. (Warrenton) |
| 2 | Rachel Anderson | OF | 5-3 | L/R | Sr. | Edwardsville, Ill. (Edwardsville) |
| 7 | Karsyn Davis | C | 5-11 | R/R | Fr. | Harrisburg, Ill. (Harrisburg) |
| 6 | Marisa Davis | P | 5-4 | L/L | So. | Kansas City, Mo. (Lee's Summit North) |
| 12 | Katie Dreiling | P/INF | 5-9 | L/R | Fr. | Jonesboro, Ark. (Valley View) |
| 26 | Ashley Ellis | INF | 5-8 | R/R | Sr. | Arnold, Mo. (Fox) |
| 10 | Ashley Emert | C/INF | 5-10 | R/R | Jr. | East Peoria, Ill. (East Peoria/Illinois State) |
| 27 | Anna Griffin | INF | 6-1 | R/R | So. | Bentonville, Ark. (Bentonville West) |
| 5 | Kileigh Grisham | INF | 5-7 | R/R | Fr. | Eureka, Mo. (Eureka) |
| 22 | Amanda Hansen | P/INF | 6-0 | R/R | Fr. | Wentzville, Mo. (Holt) |
| 19 | Paytience Holman | P | 5-8 | R/R | Fr. | Mexico, Mo. (Mexico) |
| 11 | Danina Marton | OF | 5-10 | R/R | Jr. | Northridge, Calif. (Grover Cleveland) |
| 15 | Austine Pauley | INF | 5-6 | R/R | Sr. | St. Charles, Mo. (Francis Howell North/Lindenwood) |
| 18 | Kaylee Payne | INF/P | 5-3 | R/R | Fr. | Oran, Mo. (Oran) |
| 21 | Chelsy Pena | C | 5-6 | R/R | So. | Columbia, Ill. (Columbia) |
| 17 | Kelby Robinson | OF | 5-6 | L/R | Fr. | Wentzville, Mo. (Holt) |
| 8 | Abby Rollet | OF | 5-7 | L/R | Jr. | Perryville, Mo. (Notre Dame/Jefferson College) |
| 9 | Rachel Rook | P | 5-11 | R/R | Jr. | Republic, Mo. (Republic) |
| 16 | Abigail Rickermann | INF | 5-6 | L/R | Fr. | Festus, Mo. (Festus) |
| 4 | Alyson Tucker | INF/P | 5-5 | R/R | So. | Farmington, Mo. (Farmington) |
| 3 | Kimmy Wallen | OF | 5-7 | L/R | Fr. | Park Hills, Mo. (Central) |
| 20 | Leaha Wininger | INF | 5-7 | R/R | So. | Johnston City, Ill. (Johnston City) |
| 24 | Kynzie Wrigley | INF | 5-3 | L/R | Fr. | Mt. Zion, Ill. (Mt. Zion) |

Head Coach: Mark Redburn (Seventh Year/Missouri-St. Louis, 1993)

Assistant Coaches: Kristen Jones (Sixth Year/Augusta State, 2012); Matthew Guemmer (Second Year, Missouri, 2013)

Student Manager: Jessica Gilbert

Roster Breakdown

| | |
|---------------------|----|
| Total Squad Members | 24 |
| Seniors | 3 |
| Juniors | 5 |
| Sophomores | 5 |
| Freshmen | 11 |

Pronunciation Guide


| | |
|----------------|----------|
| Katie Dreiling | Dry-ling |
| Austine Pauley | Aus-TEEN |
| Abby Rollet | Roll-AYE |

Geographical Breakdown

| | |
|--|----|
| Arkansas | 2 |
| Anna Griffin, Katie Dreiling | |
| California | 1 |
| Danina Martin | |
| Illinois | 7 |
| Jillian Anderson, Rachel Anderson, Karsyn Davis, Ashley Emert, Leaha Wininger, Chelsy Pena, Kynzie Wrigley | |
| Missouri | 14 |
| Kimmy Wallen, Alyson Tucker, Kileigh Grisham, Marisa Davis, Abby Rollet, Rachel Rook, Kaylee Anderson, Austine Pauley, Abigail Rickermann, Kelby Robinson, Kaylee Payne, Paytience Holman, Amanda Hansen, Ashley Ellis | |



1
Jillian Anderson
OF / 5-4 / Fr. / L/L
Rochester, Ill.



2
Rachel Anderson
OF / 5-3 / Sr. / L/R
Edwardsville, Ill.



3
Kimmy Wallen
OF / 5-7 / Fr. / L/R
Park Hills, Mo.




4
Alyson Tucker
INF/P / 5-5 / So. / R/R
Farmington, Mo.



5
Kileigh Grisham
INF / 5-7 / Fr. / R/R
Eureka, Mo.




6
Marisa Davis
P / 5-4 / So. / L/L
Kansas City, Mo.



7
Karsyn Davis
C / 5-11 / Fr. / R/R
Harrisburg, Ill.



8
Abby Rollet
OF / 5-7 / Jr. / L/R
Perryville, Mo.



9
Rachel Rook
P / 5-11 / Jr. / R/R
Republic, Mo.




10
Ashley Emert
C/INF / 5-10 / Jr. / R/R
East Peoria, Ill.




11
Danina Marton
OF / 5-10 / Jr. / R/R
Northridge, Calif.



12
Katie Dreiling
P/INF / 5-7 / Jr. / R/R
Jonesboro, Ark.



14
Kaylee Anderson
INF/P / 5-7 / Jr. / R/R
Warrenton, Mo.



15
Austine Pauley
INF / 5-6 / Sr. / R/R
St. Charles, Mo.



16
Abigail Rickermann
INF / 5-6 / Fr. / L/R
Festus, Mo.



17
Kelby Robinson
OF / 5-6 / Fr. / L/R
Wentzville, Mo.




18
Kaylee Payne
INF/P / 5-3 / Fr. / R/R
Oran, Mo.



19
Paytience Holman
P / 5-8 / Fr. / R/R
Mexico, Mo.




20
Leaha Wininger
INF / 5-7 / So. / R/R
Johnston City, Ill.




21
Chelsy Pena
C / 5-6 / So. / R/R
Columbia, Ill.




22
Amanda Hansen
P/INF / 6-0 / Fr. / R/R
Wentzville, Mo.



24
Kynzie Wrigley
INF / 5-3 / Fr. / L/R
Mt. Zion, Ill.




26
Ashley Ellis
INF / 5-8 / Sr. / R/R
Arnold, Mo.



27
Anna Griffin
INF / 6-1 / So. / R/R
Bentonville, Ark.



Mark Redburn
Head Coach
Seventh Year



Kristen Jones
Assistant Coach
Sixth Year



Matthew Guemmer
Assistant Coach
Second Year



Jessica Gilbert
Student Manager





Mark Redburn enters his seventh year at Southeast Missouri which is again ready to defend its Ohio Valley Conference regular-season and tournament crowns.

In the last two plus seasons, the Redhawks put together an overall record of 91-43 and 32-12 mark in OVC play. In over five years with Redburn at the helm, SEMO has produced one NFCA All-American, six NFCA All-Region selections, 11 All-OVC picks, one OVC Player of the Year, one OVC Tournament Most Valuable Player and two CoSIDA Academic All-Americans.

SEMO was off to a great start and had all the makings for a big 2020 campaign, but a global COVID-19 pandemic shut its season down only 17 games in.

The Redhawks won nine in

a row and posted a 9-1 record in their first 10 games of the season. SEMO finished with an overall record of 12-5 and did not get a chance to play any OVC games when play was cancelled.

Although the 2020 season lasted just 23 days (Feb. 14-Mar. 8), the Redhawks accomplished a lot in a short amount of time.

SEMO led the Ohio Valley Conference in slugging percentage (.528), on-base percentage (.411), triples (14), stolen bases (41), hits allowed (84) and earned runs allowed (40). The Redhawks also rated second in the league in batting average (.310), home runs (19), opposing batting average (.204), runs allowed (51), stolen bases per game (2.4) and triples per game (0.8).

Nationally, SEMO was among the top 25 in triples per game

(2nd), stolen bases per game (8th, 2.4), scoring (16th, 6.7), slugging percentage (21st) and on-base percentage (24th).

Individually, Rachel Anderson led the OVC in batting average (.480), slugging percentage (.880), on-base percentage (.541) and triples (5) following a season that culminated with her winning the league's coveted Player of the Year honor. Anderson, who didn't strike out all year, capped her 2020 campaign as only the sixth player in program history to claim First-Team CoSIDA Academic All-America accolades.

Pitcher Rachel Rook was atop the OVC in earned run average (0.70) and opposing batting average (.119), while Ashley Ellis ended the year as the league's leader in home runs (8).

Redburn guided SEMO to

its first OVC regular-season and tournament championship, and NCAA Regional appearance in 20 years the year before that in 2019..

What a year 2019 was for SEMO which set an all-time program record with 46 wins, the only 40-win season in the school's entire NCAA Division I era. The Redhawks went 46-18 overall and 17-5 in the OVC before going 1-2 at the NCAA Regional in Oxford, Mississippi.

SEMO had so much to celebrate over the course of its magical 2019 campaign.

Redburn and his staff were honored as the National Fastpitch Coaches Association (NFCA) Mideast Region Coaching Staff of the Year. For Redburn himself, he was voted OVC Coach of the Year for the first time in his career.

Four players earned All-OVC



honors, three claimed NFCA All-Region accolades and one garnered NFCA All-America distinction. Outfielder Rachel Anderson became SEMO's first All-American in 28 years and the program's first All-American in the NCAA Division I tenure. TEAM 43 was also recognized by the NFCA for achieving the fourth highest grade point average among all NCAA Division I schools. SEMO recorded a team GPA of 3.678 with 17 players securing NFCA All-America Scholar-Athlete honors.

Redburn certainly has the Redhawks trending in the right direction as his teams averaged nearly 40 wins (39.5) in the last two seasons alone. SEMO put together a 79-38 (.678) record and went 32-12 (.727) in conference play over that span.

Statistically, SEMO's 2019 team broke a total of 17 single-season records in slugging percentage (.510), on-base percentage (.382), game played (64), runs (363), hits (501), home runs (74), RBI (318), total bases (850), walks (180), stolen bases (89), stolen base attempts (117), wins (46), saves (11), batters struck out (331), batters struck out looking (90), innings pitched (414) and putouts (1242).

In 18 years as an NCAA Division I head coach, Division I assistant coach and National Junior College Athletic Association (NJCAA) head coach, Redburn has made 13 postseason appearances which include one NCAA Women's College World Series, two NCAA Super-Regionals, four NCAA Regionals and two NJCAA

National Tournaments.

In 2018, the Redhawks finished at 33-20 overall and fourth in the OVC with a 15-7 mark. SEMO locked down its first winning campaign in seven years.

The Redhawks heated up to win 11 of their final 14 regular-season games and advanced to the eight-team OVC Tournament.

SEMO's 2018 club finished with a 74 RPI among the nation's 296 NCAA Division I softball teams, quite a jump from its 173 ranking in 2017. The Redhawks collected eight doubleheader sweeps along the way.

Defensively, SEMO improved tremendously. After ranking eighth in the OVC in fielding percentage a year ago, the Redhawks were the league's second-best fielding team in 2018. SEMO had 43 errors and committed 16 less than it did in 2017. The Redhawks went error free in 25 games equating to 47 percent of their entire season.

The year before that, SEMO finished the 2017 campaign among the school's top single-season leaders in slugging percentage (6th, .427), on-base percentage (5th, .356), triples (4th, 21), home runs (9th, 31), total bases (9th, 567), stolen bases (2nd, 65), stolen base attempts (1st, 88), opponent batting average (7th, .282), strikeouts/7 innings (7th, 4.17), strikeouts (10th, 194), strikeouts looking (3rd, 61) fewest doubles allowed (8th, 49), fielding percentage (8th, .960), fewest errors (7th, 59) and fewest stolen bases against (3rd, 38).

Redburn picked up his 200th

career victory when SEMO beat Austin Peay, 7-4, on Apr. 30, 2016. His 2016 club ranked among the school's top-10 teams in doubles (6th, 69), stolen bases (3rd, 58), walks (8th, 138), home runs (6th, 35) and slugging percentage (6th, .412).

In his first season, Redburn led the Redhawks to an overall record of 19-27 and 12-12 in OVC play during 2015. His 19 victories came after SEMO won no more than 15 games in each of the previous two seasons. Redburn's first club at Southeast also had 12 OVC wins, a +9 increase from the 2014 campaign. In addition, the Redhawks made the OVC Tournament, snapping a streak of three years where they missed the event.

Not only did Redburn earn his 100th career NCAA Division I win in his inaugural season with the Redhawks, but he coached three All-OVC selections and one NFCA All-Region honoree.

Statistically, SEMO finished among the top-five OVC teams in batting average (3rd), slugging percentage (5th), on-base percentage (5th) and hits (5th). The 2015 Redhawks also broke two single-season records with Kayla Fortner establishing new marks



■ The Redburn File

Experience:

19th Year (Seventh at SEMO)

Hometown:

St. Charles, Mo.

Birthdate:

April 19, 1967

Alma Mater:

Missouri-St. Louis, 1993

Education:

B.S. Special Education (Missouri-St. Louis)
Master's Higher Education in Athletics/
Activities Administration (William Woods)

Date Hired:

June 26, 2014

Family:

Wife - Tracy
Children - Joe, Jack

Coaching Experience:

St. Charles CC, Head Coach, 2002-04
Jefferson College, Head Coach 2005-06
Missouri, Assistant Coach, 2007-09
Evansville, Head Coach, 2010-14
Southeast Missouri, Head Coach, 2015-pr.



SOUTHEAST MISSOURI SOFTBALL NOTES // TENNESSEE

in home runs and single-game mark and set a single-game school record with six home runs, as well.

Academically, the Redhawks accumulated a 3.35 grade point average during the 2014-15 academic year as a total of nine players earned NFCA All-America Scholar-Athlete status for achieving a 3.5 or higher GPA.

Redburn coached a total of four first-team All-OVC selections, three second-team All-OVC picks, one OVC Freshman of the Year, three NFCA All-Region honorees and three OVC All-Newcomer selections in his first four years as SEMO's head coach.

The fourth head coach in Redhawk softball history, Redburn won 90 games in five years as head coach at the University of Evansville before accepting the job at Southeast on June 26, 2014.

In 2014, Redburn coached a UE team with five starters that were underclassmen, including four freshmen and one sophomore. The Purple Aces achieved their highest batting average since 2007. Additionally, UE had a freshman lead the team in stolen bases and home runs.

Despite a season that allowed 53 games, the 2013 team had its best season in Redburn's five years at UE. Entering the Missouri Valley Conference Tournament as the No. 7 seed, the Purple Aces beat the No. 6, No. 3 and No. 2 seeds to make their first MVC Championship appearance since

2003. UE finished second with three players garnering All-Tournament team honors.

The 2013 campaign resulted in the most overall wins in a season since 2008 and the best regular-season and conference tournament finish since Redburn's arrival. UE continued its aggressive baserunning with 89 stolen bases, ranking second in the MVC. The pitching staff also rated fourth in the conference.

Redburn's 2012 club saw improvement as well, winning more games than it had the previous season. The Purple Aces stole 79 bases and had two all-conference and one National Fastpitch Coaches Association All-Region selection that year. In 2011, Redburn exposed a young and inexperienced team to some of the top programs in the nation as UE played one of its most difficult schedules. Tennessee, Georgia Tech, Missouri, Ohio State, Texas Tech, South Alabama and Chattanooga were among the stiff competition.

Redburn quickly started to transform the UE program during his first year in 2010. The Purple Aces secured a berth in the MVC Tournament after winning 10 conference games. UE led the MVC with 31 doubles and hit 36 home runs, while producing two all-conference picks.

Academically, Redburn's teams consistently enjoyed success. In fact, each of his last four UE teams accumulated a 3.1 or higher grade point average. He had several student-athletes

obtain over a 3.5 GPA and earn academic recognition along the way.

Prior to UE, Redburn spent three years as an assistant coach at the University of Missouri working primarily with the pitchers and catchers, and serving as recruiting coordinator.

He was part of a coaching staff that compiled an overall record of 137-53. The Tigers registered a school record for victories (50), won the Big 12 Conference Tournament, won their Regional and defeated host UCLA in the Super Regional to advance to the College World Series in 2009. Overall, Redburn coached four all-conference pitchers, including USA National Team Pitcher Chelsea Thomas at Missouri.

Redburn began his collegiate coaching career as head coach at St. Charles (Mo.) Community College from 2001-04. He led the 2003 team to its first Region 16 championship and

a seventh-place finish at the National Junior College Athletic Association Division I National Tournament. His 2004 squad set a school record with 33 victories.

Following his stay at St. Charles CC, Redburn spent two seasons as head coach of the new softball program at Jefferson College. In the program's first year of competition, 2006, he led Jefferson to a 49-16 record, Region 16 championship and ninth-place finish at the NJCAA Division I National Tournament. Redburn was honored as the Midwest Community College Athletic Conference Coach of the Year following that season.

A native of St. Charles, Missouri, Redburn graduated from the University of Missouri-St. Louis in 1993 and received his master's degree in Athletics/Activities Administration from William Woods University.

He and his wife, Tracy, have two sons, Joe and Jack.





Redburn's Year-by-Year Records

| Year | School | Assignment | Record | Conference Finish | Postseason |
|-------|--------------------|-----------------|--------------|--------------------------|--|
| 2002 | St. Charles CC | Head Coach | 16-21 | 3rd | Region XVI Runner-Up |
| 2003 | St. Charles CC | Head Coach | 26-21 | 2nd | Region XVI Champions 7th NJCAA National Tournament |
| 2004 | St. Charles CC | Head Coach | 33-16 | 1st | 3rd in Region XVI |
| 2005 | Jefferson College | Head Coach | - | Program Preparation Year | - |
| 2006 | Jefferson College | Head Coach | 49-16 | 1st Region 16 | - |
| 2007 | Missouri | Assistant Coach | 40-23, 13-4 | 3rd Big 12 | - |
| 2008 | Missouri | Assistant Coach | 47-17, 11-6 | 3rd Big 12 | - |
| 2009 | Missouri | Assistant Coach | 50-12, 12-6 | 2nd Big 12 | 1st Big 12 Tournament NCAA Midwest Regional Champions NCAA Super Regional Champions 8th in College World Series |
| 2010 | Evansville | Head Coach | 18-34, 10-16 | 7th MVC | - |
| 2011 | Evansville | Head Coach | 12-42, 6-21 | 9th MVC | - |
| 2012 | Evansville | Head Coach | 18-37, 8-19 | 8th MVC | - |
| 2013 | Evansville | Head Coach | 23-30, 11-12 | 7th MVC | 2nd MVC Tournament |
| 2014 | Evansville | Head Coach | 19-32, 7-19 | 10th MVC | - |
| 2015 | Southeast Missouri | Head Coach | 19-27, 12-12 | 7th OVC | 8th OVC Tournament |
| 2016 | Southeast Missouri | Head Coach | 16-33, 10-17 | 10th OVC | - |
| 2017 | Southeast Missouri | Head Coach | 23-27, 8-14 | 9th OVC | - |
| 2018 | Southeast Missouri | Head Coach | 33-20, 15-7 | 4th OVC | 7th OVC Tournament |
| 2019 | Southeast Missouri | Head Coach | 46-18, 17-5 | 1st OVC | 1st OVC Tournament 3rd NCAA Regional |
| 2020* | Southeast Missouri | Head Coach | 12-5 | - | - |
| 2021 | Southeast Missouri | Head Coach | 0-3 | - | - |

* Season ended due to a global COVID-19 pandemic

Overall Record as a Collegiate Coach: 501-434 (19 years)

Overall Record as a Head Coach: 363-382 (16 years)

Record at Southeast Missouri, 149-133, 62-55 Ohio Valley Conference (7 years)

Record at Evansville, 90-175, 42-87 Missouri Valley Conference (5 years)

Record at Jefferson College, 49-16 (1 year)

Record at St. Charles CC: 75-58 (3 years)

Record as Assistant Coach at Missouri: 137-52 (3 years)

Redburn by the Numbers

- 66 OVC Commissioner's Honor Roll Selections
- 26 NFCA All-America Scholar-Athletes
- 20+ Academic All-Americans
- 11 NJCAA All-Region 16 Players
- 15 OVC Medal of Honor Recipients
- 6 First-Team All-OVC Selections
- 6 All-MVC Players
- 6 MVC Scholar-Athletes
- 6 OVC Players of the Week
- 5 All-Americans
- 5 NFCA All-Region Selections
- 4 OVC Pitchers of the Week
- 4 MCCAC All-Conference Players
- 3 OVC All-Newcomer Selections
- 3 MVC Players of the Week
- 2 Second-Team All-OVC Selections
- 1 OVC Player of the Year
- 1 OVC Freshman of the Year

Coaching Honors

- 2019 OVC Coach of the Year
- 2019 NFCA Midwest Region Coaching Staff of the Year
- 2009 Midwest Coaching Staff of the Year
- 2006 Region 16 and MCCAC Coach of the Year
- 2003 Region 16 Coach of the Year



2021 Statistics

Record: 0-3 Home: 0-0 Away: 0-3 OVC: 0-0

| Player | avg | gp-gs | ab | r | h | 2b | 3b | hr | rbi | tb | slg% | bb | hp | so | gdp | ob% | sf | sh | sb-att | po | a | e | fld% |
|------------------------|------|-------|----|----|----|----|----|----|-----|----|-------|----|----|----|-----|------|----|----|--------|----|----|---|-------|
| 10 EMERT, Ashley | .333 | 3-3 | 6 | 0 | 2 | 1 | 0 | 0 | 0 | 3 | .500 | 0 | 0 | 3 | 0 | .333 | 0 | 0 | 0-0 | 3 | 2 | 0 | 1.000 |
| 26 ELLIS, Ashley | .286 | 3-3 | 7 | 1 | 2 | 1 | 0 | 0 | 0 | 3 | .429 | 1 | 0 | 3 | 0 | .375 | 0 | 0 | 0-0 | 11 | 0 | 0 | 1.000 |
| 15 PAULEY, Austine | .286 | 3-3 | 7 | 1 | 2 | 1 | 0 | 0 | 0 | 3 | .429 | 0 | 0 | 3 | 0 | .286 | 0 | 0 | 0-0 | 2 | 5 | 0 | 1.000 |
| 1 ANDERSON, Jillian | .200 | 3-3 | 5 | 0 | 1 | 0 | 0 | 0 | 0 | 1 | .200 | 3 | 1 | 3 | 0 | .556 | 0 | 0 | 0-0 | 4 | 0 | 0 | 1.000 |
| 12 DREILING, Katie | .167 | 3-2 | 6 | 0 | 1 | 0 | 0 | 0 | 0 | 1 | .167 | 0 | 0 | 2 | 0 | .167 | 0 | 0 | 0-0 | 0 | 0 | 0 | .000 |
| 2 ANDERSON, Rachel | .143 | 3-3 | 7 | 0 | 1 | 0 | 0 | 0 | 0 | 1 | .143 | 2 | 0 | 2 | 0 | .333 | 0 | 0 | 0-0 | 4 | 0 | 0 | 1.000 |
| 14 ANDERSON, Kaylee | .000 | 3-3 | 9 | 0 | 0 | 0 | 0 | 0 | 0 | 0 | .000 | 0 | 0 | 4 | 0 | .000 | 0 | 0 | 0-0 | 3 | 0 | 0 | 1.000 |
| 24 WRIGLEY, Kynzie | .000 | 3-1 | 5 | 0 | 0 | 0 | 0 | 0 | 0 | 0 | .000 | 0 | 0 | 0 | 0 | .000 | 0 | 0 | 0-0 | 0 | 0 | 0 | .000 |
| 4 TUCKER, Alyson | .000 | 3-3 | 5 | 0 | 0 | 0 | 0 | 0 | 0 | 0 | .000 | 0 | 0 | 2 | 0 | .000 | 0 | 0 | 0-0 | 4 | 5 | 3 | .750 |
| ----- | | | | | | | | | | | | | | | | | | | | | | | |
| 7 DAVIS, Karsyn | .667 | 1-1 | 3 | 0 | 2 | 1 | 0 | 0 | 1 | 3 | 1.000 | 0 | 0 | 1 | 0 | .667 | 0 | 0 | 0-0 | 6 | 1 | 1 | .875 |
| 16 RICKERMANN, Abigail | .500 | 2-0 | 2 | 0 | 1 | 0 | 0 | 0 | 0 | 1 | .500 | 0 | 0 | 1 | 0 | .500 | 0 | 0 | 0-0 | 0 | 0 | 0 | .000 |
| 21 PENA, Chelsy | .000 | 2-2 | 3 | 0 | 0 | 0 | 0 | 0 | 0 | 0 | .000 | 1 | 0 | 0 | 0 | .250 | 0 | 0 | 0-0 | 11 | 0 | 1 | .917 |
| 20 WININGER, Leah | .000 | 2-0 | 2 | 0 | 0 | 0 | 0 | 0 | 0 | 0 | .000 | 0 | 0 | 1 | 0 | .000 | 0 | 0 | 0-0 | 0 | 0 | 0 | .000 |
| 3 WALLEN, Kimmy | .000 | 1-0 | 0 | 0 | 0 | 0 | 0 | 0 | 0 | 0 | .000 | 0 | 0 | 0 | 0 | .000 | 0 | 0 | 0-0 | 0 | 0 | 0 | .000 |
| 9 ROOK, Rachel | .000 | 1-1 | 0 | 0 | 0 | 0 | 0 | 0 | 0 | 0 | .000 | 0 | 0 | 0 | 0 | .000 | 0 | 0 | 0-0 | 0 | 0 | 0 | .000 |
| 17 ROBINSON, Kelby | .000 | 1-0 | 0 | 0 | 0 | 0 | 0 | 0 | 0 | 0 | .000 | 0 | 0 | 0 | 0 | .000 | 0 | 0 | 0-1 | 0 | 0 | 0 | .000 |
| Totals | .179 | 3 | 67 | 2 | 12 | 4 | 0 | 0 | 1 | 16 | .239 | 7 | 1 | 25 | 0 | .267 | 0 | 0 | 0-1 | 48 | 14 | 5 | .925 |
| Opponents | .309 | 3 | 68 | 16 | 21 | 4 | 1 | 2 | 16 | 33 | .485 | 8 | 1 | 17 | 1 | .385 | 1 | 1 | 7-8 | 57 | 16 | 3 | .961 |

LOB - Team (16), Opp (15). DPs turned - Team (2).

(All games Sorted by Earned run avg)

| Player | era | w-l | app | gs | cg | sho | sv | ip | h | r | er | bb | so | 2b | 3b | hr | b/avg | wp | hp | bk | sfa | sha |
|----------------------|-------|-----|-----|----|----|-----|----|------|----|----|----|----|----|----|----|----|-------|----|----|----|-----|-----|
| 19 HOLMAN, Paytience | 7.11 | 0-1 | 2 | 1 | 0 | 0/0 | 0 | 6.1 | 9 | 5 | 5 | 2 | 7 | 2 | 1 | 0 | .333 | 0 | 0 | 0 | 0 | 0 |
| 9 ROOK, Rachel | 9.95 | 0-2 | 2 | 2 | 0 | 0/0 | 0 | 6.1 | 9 | 7 | 7 | 3 | 7 | 2 | 0 | 1 | .346 | 1 | 1 | 0 | 1 | 1 |
| ----- | | | | | | | | | | | | | | | | | | | | | | |
| 6 DAVIS, Marisa | 0.00 | 0-0 | 2 | 0 | 0 | 0/0 | 0 | 1.1 | 1 | 0 | 0 | 0 | 1 | 0 | 0 | 0 | .200 | 0 | 0 | 0 | 0 | 0 |
| 12 DREILING, Katie | 13.50 | 0-0 | 1 | 0 | 0 | 0/0 | 0 | 2.0 | 2 | 4 | 3 | 3 | 2 | 0 | 0 | 1 | .200 | 0 | 0 | 0 | 0 | 0 |
| Totals | 8.44 | 0-3 | 3 | 3 | 0 | 0/0 | 0 | 16.0 | 21 | 16 | 15 | 8 | 17 | 4 | 1 | 2 | .309 | 1 | 1 | 0 | 1 | 1 |
| Opponents | 0.47 | 3-0 | 3 | 3 | 2 | 1/0 | 0 | 19.0 | 12 | 2 | 1 | 7 | 25 | 4 | 0 | 0 | .179 | 0 | 1 | 0 | 0 | 0 |

SBA/ATT - PENA (5-5), ROOK (3-3), K. DAVIS (2-3), M. DAVIS (2-2), HOLMAN (1-2), DREILING (1-1).

**2021 Results**

| Date | Opponent | Score | Inns | Overall | OVC | Pitcher of record | Attend | Time |
|-------------|-----------------|--------------|-------------|----------------|------------|--------------------------|---------------|-------------|
| 02-13-21 | at Auburn-1 | L 0-8 | 5 | 0-1-0 | 0-0-0 | ROOK (L 0-1) | - | 1:40 |
| 02-13-21 | at Auburn-2 | L 1-5 | 7 | 0-2-0 | 0-0-0 | HOLMAN (L 0-1) | 370 | 2:08 |
| 02-14-21 | at Auburn | L 1-3 | 7 | 0-3-0 | 0-0-0 | ROOK (L 0-2) | 370 | 1:54 |

() extra inning game

**2021 Season/Career Statistics**

Record: 0-3 Home: 0-0 Away: 0-3 OVC: 0-0

| Player | SEASON | | | | | | | | | | | | | CAREER | | | | | | | | | | | | |
|------------------------|--------|------|----|----|----|----|----|----|-----|----|-----|----|--------|--------|---------|-----|-----|-----|----|----|----|-----|----|-----|-----|--------|
| | Avg | G-GS | AB | R | H | 2B | 3B | HR | RBI | BB | Hbp | SO | Sb-Att | Avg | G-GS | AB | R | H | 2B | 3B | HR | RBI | BB | Hbp | SO | Sb-Att |
| 10 EMERT, Ashley | .333 | 3-3 | 6 | 0 | 2 | 1 | 0 | 0 | 0 | 0 | 0 | 3 | 0-0 | .195 | 40-16 | 41 | 9 | 8 | 2 | 1 | 1 | 5 | 7 | 1 | 16 | 5-5 |
| 26 ELLIS, Ashley | .286 | 3-3 | 7 | 1 | 2 | 1 | 0 | 0 | 0 | 1 | 0 | 3 | 0-0 | .277 | 184-184 | 509 | 70 | 141 | 25 | 4 | 34 | 122 | 60 | 5 | 122 | 5-6 |
| 15 PAULEY, Austine | .286 | 3-3 | 7 | 1 | 2 | 1 | 0 | 0 | 0 | 0 | 0 | 3 | 0-0 | .273 | 20-20 | 55 | 13 | 15 | 5 | 1 | 2 | 9 | 8 | 1 | 12 | 6-7 |
| 1 ANDERSON, Jillian | .200 | 3-3 | 5 | 0 | 1 | 0 | 0 | 0 | 0 | 3 | 1 | 3 | 0-0 | .200 | 3-3 | 5 | 0 | 1 | 0 | 0 | 0 | 0 | 3 | 1 | 3 | 0-0 |
| 12 DREILING, Katie | .167 | 3-2 | 6 | 0 | 1 | 0 | 0 | 0 | 0 | 0 | 0 | 2 | 0-0 | .167 | 3-2 | 6 | 0 | 1 | 0 | 0 | 0 | 0 | 0 | 0 | 2 | 0-0 |
| 2 ANDERSON, Rachel | .143 | 3-3 | 7 | 0 | 1 | 0 | 0 | 0 | 0 | 2 | 0 | 2 | 0-0 | .418 | 187-187 | 543 | 143 | 227 | 34 | 29 | 24 | 130 | 88 | 13 | 60 | 59-80 |
| 14 ANDERSON, Kaylee | .000 | 3-3 | 9 | 0 | 0 | 0 | 0 | 0 | 0 | 0 | 0 | 4 | 0-0 | .246 | 86-57 | 183 | 38 | 45 | 9 | 2 | 4 | 28 | 5 | 7 | 33 | 12-13 |
| 24 WRIGLEY, Kynzie | .000 | 3-1 | 5 | 0 | 0 | 0 | 0 | 0 | 0 | 0 | 0 | 0 | 0-0 | .000 | 3-1 | 5 | 0 | 0 | 0 | 0 | 0 | 0 | 0 | 0 | 0 | 0-0 |
| 4 TUCKER, Alyson | .000 | 3-3 | 5 | 0 | 0 | 0 | 0 | 0 | 0 | 0 | 0 | 2 | 0-0 | .000 | 3-3 | 5 | 0 | 0 | 0 | 0 | 0 | 0 | 0 | 0 | 2 | 0-0 |
| 7 DAVIS, Karsyn | .667 | 1-1 | 3 | 0 | 2 | 1 | 0 | 0 | 1 | 0 | 0 | 1 | 0-0 | .333 | 6-2 | 6 | 0 | 2 | 1 | 0 | 0 | 1 | 1 | 0 | 1 | 0-0 |
| 16 RICKERMANN, Abigail | .500 | 2-0 | 2 | 0 | 1 | 0 | 0 | 0 | 0 | 0 | 0 | 1 | 0-0 | .500 | 2-0 | 2 | 0 | 1 | 0 | 0 | 0 | 0 | 0 | 0 | 1 | 0-0 |
| 21 PENA, Chelsy | .000 | 2-2 | 3 | 0 | 0 | 0 | 0 | 0 | 0 | 1 | 0 | 0 | 0-0 | .207 | 61-22 | 87 | 12 | 18 | 4 | 0 | 0 | 13 | 7 | 0 | 8 | 3-5 |
| 20 WININGER, Leah | .000 | 2-0 | 2 | 0 | 0 | 0 | 0 | 0 | 0 | 0 | 0 | 1 | 0-0 | .100 | 25-1 | 20 | 5 | 2 | 1 | 0 | 0 | 1 | 1 | 0 | 4 | 1-2 |
| 3 WALLEN, Kimmy | .000 | 1-0 | 0 | 0 | 0 | 0 | 0 | 0 | 0 | 0 | 0 | 0 | 0-0 | .200 | 15-6 | 25 | 3 | 5 | 0 | 0 | 0 | 2 | 2 | 0 | 2 | 3-3 |
| 9 ROOK, Rachel | .000 | 1-1 | 0 | 0 | 0 | 0 | 0 | 0 | 0 | 0 | 0 | 0 | 0-0 | .000 | 6-5 | 0 | 0 | 0 | 0 | 0 | 0 | 0 | 0 | 0 | 0 | 0-0 |
| 17 ROBINSON, Kelby | .000 | 1-0 | 0 | 0 | 0 | 0 | 0 | 0 | 0 | 0 | 0 | 0 | 0-1 | .000 | 1-0 | 0 | 0 | 0 | 0 | 0 | 0 | 0 | 0 | 0 | 0 | 0-1 |
| Totals | .179 | 3-3 | 67 | 2 | 12 | 4 | 0 | 0 | 1 | 7 | 1 | 25 | 0-1 | | | | | | | | | | | | | |
| Opponents | .309 | 3-3 | 68 | 16 | 21 | 4 | 1 | 2 | 16 | 8 | 1 | 17 | 7-8 | | | | | | | | | | | | | |

(All games Sorted by Earned run avg)

| Player | SEASON | | | | | | | | | | | | | CAREER | | | | | | | | | | | | |
|----------------------|--------|-----|-----|----|----|-----|----|------|----|----|----|----|----|--------|-------|-----|----|----|-----|----|-------|-----|----|----|----|-----|
| | ERA | W-L | App | GS | CG | Sho | Sv | IP | H | R | ER | BB | SO | ERA | W-L | App | GS | CG | Sho | Sv | IP | H | R | ER | BB | SO |
| 19 HOLMAN, Paytience | 7.11 | 0-1 | 2 | 1 | 0 | 0 | 0 | 6.1 | 9 | 5 | 5 | 2 | 7 | 3.83 | 2-4 | 10 | 6 | 2 | 1 | 0 | 40.0 | 40 | 22 | 17 | 15 | 41 |
| 9 ROOK, Rachel | 9.95 | 0-2 | 2 | 2 | 0 | 0 | 0 | 6.1 | 9 | 7 | 7 | 3 | 7 | 3.14 | 20-13 | 72 | 25 | 7 | 5 | 6 | 183.2 | 131 | 72 | 64 | 66 | 211 |
| 6 DAVIS, Marisa | 0.00 | 0-0 | 2 | 0 | 0 | 0 | 0 | 1.1 | 1 | 0 | 0 | 0 | 1 | 5.06 | 2-1 | 24 | 2 | 0 | 0 | 0 | 37.1 | 39 | 24 | 21 | 16 | 27 |
| 12 DREILING, Katie | 13.50 | 0-0 | 1 | 0 | 0 | 0 | 0 | 2.0 | 2 | 4 | 3 | 3 | 2 | 13.50 | 0-0 | 1 | 0 | 0 | 0 | 0 | 2.0 | 2 | 4 | 3 | 3 | 2 |
| Totals | 8.44 | 0-3 | 3 | 3 | 0 | 0 | 0 | 16.0 | 21 | 16 | 15 | 8 | 17 | | | | | | | | | | | | | |
| Opponents | 0.47 | 3-0 | 3 | 3 | 2 | 1 | 0 | 19.0 | 12 | 2 | 1 | 7 | 25 | | | | | | | | | | | | | |

**Multiple-Hit Games**

| Player | 2 | 3 | 4 | 5+ | Total |
|--------------|---|---|---|----|-------|
| Ashley Emert | 1 | - | - | - | 1 |
| Karsyn Davis | 1 | - | - | - | 1 |
| Ashley Ellis | 1 | - | - | - | 1 |

Multiple-RBI Games

| Player | 2 | 3 | 4 | 5+ | Total |
|--------|---|---|---|----|-------|
| - | - | - | - | - | - |

Inning-by-Inning Summary

| Inning | SEMO | Opp. |
|--------|------|------|
| - | - | - |

Inning-by-Inning Summary (OVC Games)

| Inning | SEMO | Opp. |
|---------|------|------|
| First | 0 | 2 |
| Second | 0 | 5 |
| Third | 1 | 4 |
| Fourth | 0 | 0 |
| Fifth | 0 | 1 |
| Sixth | 1 | 4 |
| Seventh | 0 | 0 |
| Extra | 0 | 0 |
| Total | 2 | 16 |

Current Hitting Streaks

| Player | Games | Started |
|----------------|-------|---------|
| Austine Pauley | 2 | 2/13 |

Current Reached Base Streaks

| Player | Games | Started |
|------------------|-------|---------|
| Jillian Anderson | 3 | 2/12 |

Career Multiple-Hit Games

| Player | 2 | 3 | 4 | 5+ | Total |
|-------------------|----|----|---|----|-------|
| Rachel Anderson | 53 | 16 | 1 | - | 70 |
| Ashley Ellis | 32 | 6 | - | - | 38 |
| Addison Barnouski | 29 | 3 | - | - | 32 |
| Claudia Gallo | 14 | 3 | - | - | 17 |
| Madison Harris | 7 | 2 | - | - | 9 |
| Kaylee Anderson | 6 | 2 | - | - | 8 |
| Rachael Donald | 4 | 1 | - | - | 5 |
| Chelsy Pena | 4 | - | - | - | 4 |
| Austine Pauley | 3 | - | 1 | - | 4 |
| Ashley Emert | 2 | - | - | - | 2 |
| Kimmy Wallen | 1 | - | - | - | 1 |
| Danina Marton | 1 | - | - | - | 1 |
| Karsyn Davis | 1 | - | - | - | 1 |

Career Multiple-RBI Games

| Player | 2 | 3 | 4 | 5+ | Total |
|-------------------|----|----|---|----|-------|
| Rachel Anderson | 18 | 11 | 4 | - | 33 |
| Ashley Ellis | 14 | 9 | 6 | 1 | 30 |
| Addison Barnouski | 19 | 7 | - | - | 26 |
| Claudia Gallo | 12 | - | 1 | - | 13 |
| Kaylee Anderson | 7 | 1 | 1 | - | 9 |
| Madison Harris | 4 | - | - | - | 4 |
| Rachael Donald | 4 | - | - | - | 4 |
| Chelsy Pena | 3 | - | - | - | 3 |
| Austine Pauley | 2 | - | - | - | 2 |
| Ashley Emert | 1 | - | - | - | 1 |
| Keira Hance | 1 | 1 | - | - | 2 |

1 Jillian Anderson**2021 Season/Career-Highs**

| | |
|-------------------|---------------------|
| At-Bats..... | 3, at Auburn (2/13) |
| Runs..... | - |
| Hits..... | 1, at Auburn (2/13) |
| Doubles..... | - |
| Triples..... | - |
| Home Runs..... | - |
| RBI..... | - |
| Stolen Bases..... | - |

14 Kaylee Anderson**2021 Season-Highs**

| | |
|-------------------|---------------------|
| At-Bats..... | 4, at Auburn (2/13) |
| Runs..... | - |
| Hits..... | - |
| Doubles..... | - |
| Triples..... | - |
| Home Runs..... | - |
| RBI..... | - |
| Stolen Bases..... | - |

Hitting Career-Highs

| | |
|-------------------|--|
| At-Bats..... | 5, vs. Kansas City (3/1/20) |
| Runs..... | 3, vs. Kansas City (3/1/20) |
| Hits..... | 3, 2x, last vs. Kansas City (3/1/20) |
| Doubles..... | 2, vs. Saint Louis (4/17/19) |
| Triples..... | 1, 2x, last vs. South Carolina State (2/23/20) |
| Home Runs..... | 2, vs. Kansas City (3/1/20) |
| RBI..... | 4, at Tennessee State (3/23/19) |
| Stolen Bases..... | 3, vs. Mississippi Valley State (3/6/20) |

Pitching Career-Highs

| | |
|----------------------|--|
| Innings Pitched..... | 4.0, 5x, last at Troy (2/15/20) |
| Fewest Hits..... | 0, 3x, last vs. Jacksonville State (5/11/19) |
| Most Hits..... | 8, 2x, last vs. Purdue Fort Wayne (2/14/20) |
| Fewest Runs..... | 0, 14x, last vs. Bryant (3/7/20) |
| Most Runs..... | 9, vs. Purdue Fort Wayne (2/14/20) |
| Fewest Walks..... | 0, 16x, last vs. Bryant (3/7/20) |
| Strikeouts..... | 5, at Tennessee Tech (4/26/19) |

2 Rachel Anderson**2021 Season-Highs**

| | |
|-------------------|------------------------------|
| At-Bats..... | 3, 2x, last at Auburn (2/14) |
| Runs..... | - |
| Hits..... | 1, at Auburn (2/13) |
| Doubles..... | - |
| Triples..... | - |
| Home Runs..... | - |
| RBI..... | - |
| Stolen Bases..... | - |

Career-Highs

| | |
|-------------------|--|
| At-Bats..... | 5, 4x, last vs. Purdue Fort Wayne (2/14/20) |
| Runs..... | 3, 10x, last vs. Purdue Fort Wayne (2/14/20) |
| Hits..... | 4, vs. Purdue Fort Wayne (2/14/20) |
| Doubles..... | 2, at SIU Edwardsville (4/6/19) |
| Triples..... | 2, 2x, last at Alcorn State (2/25/17) |
| Home Runs..... | 1, 24x, last vs. Mississippi Valley State (3/6/20) |
| RBI..... | 4, 4x, last at Troy (2/15/20) |
| Stolen Bases..... | 4, vs. Kansas City (2/29/20) |

7 Karsyn Davis**2021 Season-Highs**

| | |
|-------------------|---------------------|
| At-Bats..... | 3, at Auburn (2/13) |
| Runs..... | - |
| Hits..... | 2, at Auburn (2/13) |
| Doubles..... | 1, at Auburn (2/13) |
| Triples..... | - |
| Home Runs..... | - |
| RBI..... | 1, at Auburn (2/13) |
| Stolen Bases..... | - |

Career-Highs

| | |
|-------------------|------------------------|
| At-Bats..... | 3, at Auburn (2/13/21) |
| Runs..... | - |
| Hits..... | 2, at Auburn (2/13/21) |
| Doubles..... | 1, at Auburn (2/13/21) |
| Triples..... | - |
| Home Runs..... | - |
| RBI..... | 1, at Auburn (2/13/21) |
| Stolen Bases..... | - |

6 Marisa Davis**2021 Season-Highs**

| | |
|----------------------|--------------------------------|
| Innings Pitched..... | 0.2, 2x, last at Auburn (2/14) |
| Fewest Hits..... | 0, at Auburn (2/13) |
| Most Hits..... | 1, at Auburn (2/14) |
| Fewest Runs..... | 0, 2x, last at Auburn (2/14) |
| Most Runs..... | - |
| Fewest Walks..... | 0, 2x, last at Auburn (2/14) |
| Strikeouts..... | 1, at Auburn (2/14) |

Career-Highs

| | |
|----------------------|--|
| Innings Pitched..... | 4.0, vs. Bryant (3/7/20) |
| Fewest Hits..... | 0, 3x, last at Auburn (2/13/21) |
| Most Hits..... | 4, 2x, last vs. Omaha (3/16/19) |
| Fewest Runs..... | 0, 13x, last at Auburn (2/14) |
| Most Runs..... | 4, 2x, last at Central Arkansas (3/1/19) |
| Fewest Walks..... | 0, 13x, last at Auburn (2/14/21) |
| Strikeouts..... | 3, 3x, last vs. Bryant (3/7/20) |

12 Katie Dreiling**2021 Hitting Season/Career-Highs**

| | |
|-------------------|---------------------|
| At-Bats..... | 3, at Auburn (2/13) |
| Runs..... | - |
| Hits..... | 1, at Auburn (2/13) |
| Doubles..... | - |
| Triples..... | - |
| Home Runs..... | - |
| RBI..... | - |
| Stolen Bases..... | - |

2021 Pitching Season/Career-Highs

| | |
|----------------------|-----------------------|
| Innings Pitched..... | 2.0, at Auburn (2/13) |
| Fewest Hits..... | - |
| Most Hits..... | 2, at Auburn (2/13) |
| Fewest Runs..... | - |
| Most Runs..... | 4, at Auburn (2/13) |
| Fewest Walks..... | - |
| Strikeouts..... | 2, at Auburn (2/13) |

26 Ashley Ellis**2021 Season-Highs**

| | |
|-------------------|------------------------------|
| At-Bats..... | 3, 2x, last at Auburn (2/14) |
| Runs..... | 1, at Auburn (2/13) |
| Hits..... | 2, at Auburn (2/13) |
| Doubles..... | 1, at Auburn (2/13) |
| Triples..... | - |
| Home Runs..... | - |
| RBI..... | - |
| Stolen Bases..... | - |

Career-Highs

| | |
|-------------------|---|
| At-Bats..... | 6, vs. Purdue Fort Wayne (2/14/20) |
| Runs..... | 3, 2x, last vs. Purdue Fort Wayne (2/14/20) |
| Hits..... | 3, 5x, last vs. Purdue Fort Wayne (2/14/20) |
| Doubles..... | 3, vs. Morehead State (5/3/19) |
| Triples..... | 1, 4x, last at Northern Iowa (2/9/19) |
| Home Runs..... | 2, 4x, last vs. Purdue Fort Wayne (2/14/20) |
| RBI..... | 5, at Jackson State (2/12/17) |
| Stolen Bases..... | 1, 5x, last vs. Drake (2/23/19) |



10 Ashley Emert

| 2021 Season-Highs | |
|-------------------|---------------------|
| At-Bats..... | 3, at Auburn (2/13) |
| Runs | - |
| Hits | 2, at Auburn (2/13) |
| Doubles..... | 1, at Auburn (2/13) |
| Triples | - |
| Home Runs | - |
| RBI..... | - |
| Stolen Bases..... | - |

| Career-Highs | |
|-------------------|---------------------------------------|
| At-Bats..... | 3, 4x, last at Auburn (2/13/21) |
| Runs | 3, vs. South Carolina State (2/21/20) |
| Hits | 2, 2x, last at Auburn (2/13/21) |
| Doubles..... | 1, 2x, last at Auburn (2/13/21) |
| Triples | 1, vs. South Carolina State (2/21/20) |
| Home Runs | 1, vs. Kansas City (3/1/20) |
| RBI..... | 2, vs. Purdue Fort Wayne (2/14/20) |
| Stolen Bases..... | 2, vs. South Carolina State (2/21/20) |

27 Anna Griffin

| 2021 Season-Highs | |
|-------------------|---|
| At-Bats..... | - |
| Runs | - |
| Hits | - |
| Doubles..... | - |
| Triples | - |
| Home Runs | - |
| RBI..... | - |
| Stolen Bases..... | - |

| Career-Highs | |
|-------------------|--|
| At-Bats..... | 4, at Central Arkansas (3/1/19) |
| Runs | 1, 7x, last vs. Bryant (3/7/20) |
| Hits | 1, 11x, last vs. Bryant (3/6/20) |
| Doubles..... | 1, 2x, last vs. Kennesaw State (2/14/20) |
| Triples | 1, vs. Mississippi Valley State (3/6/20) |
| Home Runs | 1, 2x, last at Central Arkansas (3/1/19) |
| RBI..... | 1, 7x, last vs. South Carolina State (2/23/20) |
| Stolen Bases..... | 1, vs. Bryant (3/7/20) |

5 Kileigh Grisham

| 2021 Season/Career-Highs | |
|--------------------------|---|
| At-Bats..... | - |
| Runs | - |
| Hits | - |
| Doubles..... | - |
| Triples | - |
| Home Runs | - |
| RBI..... | - |
| Stolen Bases..... | - |

22 Amanda Hansen

| 2021 Season/Career-Highs | |
|--------------------------|---|
| Innings Pitched..... | - |
| Fewest Hits..... | - |
| Most Hits..... | - |
| Fewest Runs..... | - |
| Most Runs..... | - |
| Fewest Walks..... | - |
| Strikeouts..... | - |

19 Paytience Holman

| 2021 Season/Career-Highs | |
|--------------------------|------------------------------|
| Innings Pitched..... | 5.1, at Auburn (2/13) |
| Fewest Hits..... | 0, at Auburn (2/14) |
| Most Hits..... | 9, at Auburn (2/13) |
| Fewest Runs..... | 0, at Auburn (2/14) |
| Most Runs..... | 5, at Auburn (2/13) |
| Fewest Walks..... | 1, 2x, last at Auburn (2/14) |
| Strikeouts..... | 6, at Auburn (2/13) |

| Career-Highs | |
|----------------------|---|
| Innings Pitched..... | 7.0, vs. Southern Mississippi (2/15/20) |
| Fewest Hits..... | 0, at Auburn (2/14/21) |
| Most Hits..... | 9, at Auburn (2/13/21) |
| Fewest Runs..... | 0, at Auburn (2/14/21) |
| Most Runs..... | 5, 2x, last at Auburn (2/13/21) |
| Fewest Walks..... | 0, vs. Mississippi Valley State (3/6/20) |
| Strikeouts..... | 14, vs. Mississippi Valley State (3/6/20) |

11 Danina Marton

| 2021 Season-Highs | |
|-------------------|---|
| At-Bats..... | - |
| Runs | - |
| Hits | - |
| Doubles..... | - |
| Triples | - |
| Home Runs | - |
| RBI..... | - |
| Stolen Bases..... | - |

| Career-Highs | |
|-------------------|--|
| At-Bats..... | 3, 3x, last vs. South Carolina State (2/21/20) |
| Runs | 2, at Alabama State (2/21/20) |
| Hits | 2, at Alabama State (2/21/20) |
| Doubles..... | 1, vs. UMKC (3/9/19) |
| Triples | - |
| Home Runs | - |
| RBI..... | 1, 3x, last vs. Bryant (3/7/20) |
| Stolen Bases..... | 1, 3x, last vs. Bryant (3/6/20) |

15 Austine Pauley

| 2021 Season-Highs | |
|-------------------|------------------------------|
| At-Bats..... | 3, at Auburn (2/14) |
| Runs | 1, at Auburn (2/14) |
| Hits | 1, 2x, last at Auburn (2/14) |
| Doubles..... | 1, at Auburn (2/13) |
| Triples | - |
| Home Runs | - |
| RBI..... | - |
| Stolen Bases..... | - |

| Career-Highs | |
|-------------------|---|
| At-Bats..... | 5, 2x, last vs. Kansas City (3/1/20) |
| Runs | 2, 3x, last vs. Mississippi Valley State (3/6/20) |
| Hits | 4, vs. Purdue Fort Wayne (2/14/20) |
| Doubles..... | 1, 4x, last vs. Bryant (3/7/20) |
| Triples | 1, at Alabama State (2/21/20) |
| Home Runs | 1, 2x, last vs. Mississippi Valley State (3/6/20) |
| RBI..... | 2, 3x, last vs. Bryant (3/7/20) |
| Stolen Bases..... | 3, vs. Grambling State (2/22/20) |

18 Kaylee Payne

| 2021 Season/Career-Highs | |
|--------------------------|---|
| At-Bats..... | - |
| Runs | - |
| Hits | - |
| Doubles..... | - |
| Triples | - |
| Home Runs | - |
| RBI..... | - |
| Stolen Bases..... | - |

21 Chelsy Pena

| 2021 Season-Highs | |
|-------------------|---------------------|
| At-Bats..... | 2, at Auburn (2/14) |
| Runs | - |
| Hits | 0, at Auburn (2/14) |
| Doubles..... | - |
| Triples | - |
| Home Runs | - |
| RBI..... | - |
| Stolen Bases..... | - |

| Career-Highs | |
|-------------------|---|
| At-Bats..... | 4, 2x, last vs. Purdue Fort Wayne (2/14/20) |
| Runs | 2, vs. UMKC (3/8/19) |
| Hits | 2, 3x, last vs. Mississippi Valley State (3/6/20) |
| Doubles..... | 2, vs. Coppin State (3/2/19) |
| Triples | - |
| Home Runs | - |
| RBI..... | 2, 3x, last vs. Murray State (4/15/19) |
| Stolen Bases..... | 2, vs. Louisiana-Monroe (3/1/19) |

16 Abigail Rickermann

| 2021 Season-Highs | |
|-------------------|------------------------------|
| At-Bats..... | 1, 2x, last at Auburn (2/14) |
| Runs | - |
| Hits | 1, at Auburn (2/14) |
| Doubles..... | - |
| Triples | - |
| Home Runs | - |
| RBI..... | - |
| Stolen Bases..... | - |

8 Abby Rollet

| 2021 Season/Career-Highs | |
|--------------------------|---|
| At-Bats..... | - |
| Runs | - |
| Hits | - |
| Doubles..... | - |
| Triples | - |
| Home Runs | - |
| RBI..... | - |
| Stolen Bases..... | - |

9 Rachel Rook

| 2021 Season-Highs | |
|----------------------|-----------------------|
| Innings Pitched..... | 4.1, at Auburn (2/14) |
| Fewest Hits..... | 3, at Auburn (2/13) |
| Most Hits..... | 6, at Auburn (2/14) |
| Fewest Runs..... | 3, at Auburn (2/14) |
| Most Runs..... | 4, at Auburn (2/13) |
| Fewest Walks..... | 1, at Auburn (2/14) |
| Strikeouts..... | 5, at Auburn (2/14) |

| Career-Highs | |
|----------------------|---|
| Innings Pitched..... | 7.0, 4x, last vs. Kansas City (3/1/20) |
| Fewest Hits..... | 0, 20x, last vs. South Carolina State (2/21/20) |
| Most Hits..... | 8, vs. Missouri State (3/2/19) |
| Fewest Runs..... | 0, 36x, last vs. Bryant (3/6/20) |
| Most Runs..... | 5, vs. Missouri State (3/2/19) |
| Fewest Walks..... | 0, 31x, last vs. Bryant (3/6/20) |
| Strikeouts..... | 15, vs. Bryant (3/6/20) |

4 Alyson Tucker

| 2021 Season/Career-Highs | |
|--------------------------|------------------------------|
| At-Bats..... | 2, 2x, last at Auburn (2/14) |
| Runs | - |
| Hits | - |
| Doubles..... | - |
| Triples | - |
| Home Runs | - |
| RBI..... | - |
| Stolen Bases..... | - |



3 Kimmy Wallen

| | |
|-------------------|---|
| 2021 Season-Highs | |
| At-Bats..... | - |
| Runs | - |
| Hits | - |
| Doubles..... | - |
| Triples | - |
| Home Runs | - |
| RBI..... | - |
| Stolen Bases..... | - |

| | |
|-------------------|--|
| Career-Highs | |
| At-Bats..... | 4, 2x, last at Alabama State (2/21/20) |
| Runs | 2, vs. South Carolina State (2/21/20) |
| Hits | 2, vs. South Carolina State (2/21/20) |
| Doubles..... | - |
| Triples | - |
| Home Runs | - |
| RBI..... | 1, 2x, last vs. Bryant (3/6/20) |
| Stolen Bases..... | 2, vs. South Carolina State (2/21/20) |

20 Leaha Wininger

| | |
|-------------------|------------------------------|
| 2021 Season-Highs | |
| At-Bats..... | 1, 2x, last at Auburn (2/14) |
| Runs | - |
| Hits | - |
| Doubles..... | - |
| Triples | - |
| Home Runs | - |
| RBI..... | - |
| Stolen Bases..... | - |

| | |
|-------------------|---------------------------------------|
| Career-Highs | |
| At-Bats..... | 3, vs. Coppin State (3/2/19) |
| Runs | 1, 5x, last vs. Bryant (3/7/20) |
| Hits | 1, 2x, last vs. Bryant (3/7/20) |
| Doubles..... | 1, vs. Bryant (3/7/20) |
| Triples | - |
| Home Runs | - |
| RBI..... | 1, vs. South Carolina State (2/21/20) |
| Stolen Bases..... | 1, vs. Coppin State (3/2/19) |

24 Kynzie Wrigley

| | |
|--------------------------|---------------------|
| 2021 Season/Career-Highs | |
| At-Bats..... | 3, at Auburn (2/14) |
| Runs | - |
| Hits | - |
| Doubles..... | - |
| Triples | - |
| Home Runs | - |
| RBI..... | - |
| Stolen Bases..... | - |

Southeast Missouri's Record

| | |
|---|-----|
| Overall | 0-3 |
| At Home..... | 0-0 |
| On the Road..... | 0-3 |
| At Neutral Sites..... | 0-0 |
| Against Non-OVC Opponents..... | 0-3 |
| Against OVC Opponents | 0-0 |
| In Home OVC Games..... | 0-0 |
| In Away OVC Games | 0-0 |
| vs. Ranked Teams | 0-0 |
| In February..... | 0-3 |
| In March..... | 0-0 |
| In April..... | 0-0 |
| In May..... | 0-0 |
| On Mondays..... | 0-0 |
| On Tuesdays | 0-0 |
| On Wednesdays | 0-0 |
| On Thursdays..... | 0-0 |
| On Fridays | 0-0 |
| On Saturdays..... | 0-2 |
| On Sundays..... | 0-1 |
| In Day Games..... | 0-3 |
| In Night Games..... | 0-0 |
| In Extra Inning Games..... | 0-0 |
| When Redhawks Score First..... | 0-0 |
| When Opponents Score First..... | 0-3 |
| vs. Left-Handed Starter..... | 0-1 |
| vs. Right-Handed Starter..... | 0-2 |
| In 1-Run Games..... | 0-0 |
| In 2-Run Games..... | 0-1 |
| In 5+ Run Games..... | 0-1 |
| Shutouts | 0-1 |
| When Leading After Six Innings..... | 0-0 |
| When Trailing After Six Innings..... | 0-2 |
| When Tied After Six Innings..... | 0-0 |
| When Redhawks Starter Goes 6 or more Innings..... | 0-0 |
| When Redhawks Get 10 or more Hits..... | 0-1 |
| When Redhawks Outhit Opponents | 0-1 |
| When Redhawks Get Outhit | 0-2 |
| When Hits are Tied..... | 0-0 |
| When Scoring 0-2 Runs..... | 0-3 |
| When Scoring 3-5 Runs..... | 0-0 |
| When Scoring 6-9 Runs | 0-0 |
| When Scoring 10+ Runs..... | 0-0 |
| When Opponents Score 0-2 Runs..... | 0-0 |
| When Opponents Score 3-5 Runs..... | 0-2 |
| When Opponents Score 6-9 Runs..... | 0-1 |
| When Opponents Score 10+ Runs..... | 0-0 |
| Without Hitting a Home Run..... | 0-3 |
| When Hitting 1 Home Run..... | 0-0 |
| When Hitting 2+ Home Runs | 0-0 |
| Committing 0 Errors..... | 0-0 |
| Committing 1 Error..... | 0-2 |
| Committing 2+ Errors..... | 0-1 |

Honors & Awards



Game-by-Game Starting Lineups

| <u>Opponent</u> | <u>P</u> | <u>C</u> | <u>1B</u> | <u>2B</u> | <u>3B</u> | <u>SS</u> | <u>LF</u> | <u>CF</u> | <u>RF</u> | <u>DP</u> |
|--------------------|----------|----------|-----------|-----------|-----------|-----------|-------------|-------------|-------------|-----------|
| Auburn | Rook | Pena | Ellis | Pauley | Emert | Tucker | J. Anderson | R. Anderson | K. Anderson | Dreiling |
| Auburn | Holman | K. Davis | Ellis | Pauley | Emert | Tucker | J. Anderson | R. Anderson | K. Anderson | Dreiling |
| Auburn | Rook | Pena | Ellis | Pauley | Emert | Tucker | J. Anderson | R. Anderson | K. Anderson | Wrigleyz |
| Tennessee | | | | | | | | | | |
| Tennessee | | | | | | | | | | |
| North Dakota State | | | | | | | | | | |
| Arkansas | | | | | | | | | | |
| Texas Tech | | | | | | | | | | |
| Arkansas | | | | | | | | | | |
| Texas Tech | | | | | | | | | | |
| Austin Peay | | | | | | | | | | |
| Austin Peay | | | | | | | | | | |
| Austin Peay | | | | | | | | | | |
| Tennessee Tech | | | | | | | | | | |
| Tennessee Tech | | | | | | | | | | |
| Tennessee Tech | | | | | | | | | | |
| Missouri State | | | | | | | | | | |
| Belmont | | | | | | | | | | |
| Belmont | | | | | | | | | | |
| Belmont | | | | | | | | | | |
| Saint Louis | | | | | | | | | | |
| Morehead State | | | | | | | | | | |
| Morehead State | | | | | | | | | | |
| Morehead State | | | | | | | | | | |
| Eastern Illinois | | | | | | | | | | |
| Eastern Illinois | | | | | | | | | | |
| Eastern Illinois | | | | | | | | | | |
| Kansas City | | | | | | | | | | |
| Kansas City | | | | | | | | | | |
| SIU Edwardsville | | | | | | | | | | |
| SIU Edwardsville | | | | | | | | | | |
| SIU Edwardsville | | | | | | | | | | |
| Saint Louis | | | | | | | | | | |
| Eastern Kentucky | | | | | | | | | | |
| Eastern Kentucky | | | | | | | | | | |
| Eastern Kentucky | | | | | | | | | | |
| Tennessee State | | | | | | | | | | |
| Tennessee State | | | | | | | | | | |
| Tennessee State | | | | | | | | | | |
| UT Martin | | | | | | | | | | |
| UT Martin | | | | | | | | | | |
| Murray State | | | | | | | | | | |
| Murray State | | | | | | | | | | |
| Murray State | | | | | | | | | | |
| UT Martin | | | | | | | | | | |
| UT Martin | | | | | | | | | | |
| Jacksonville State | | | | | | | | | | |
| Jacksonville State | | | | | | | | | | |
| Jacksonville State | | | | | | | | | | |



Game-by-Game Hitting

| Opponent | AB | R | H | RBI | 2B | 3B | HR | BB | IBB | SB | CS | HBP | SAC | SE | GDP | K | PQ | A | E | Avg |
|---------------------------|-----------|----------|-----------|----------|----------|----------|----------|----------|----------|----------|----------|----------|----------|----------|----------|-----------|-----------|----------|----------|-------------|
| Southeast Missouri | 14 | 0 | 0 | 0 | 0 | 0 | 0 | 4 | 0 | 0 | 1 | 0 | 0 | 0 | 0 | 7 | 12 | 5 | 4 | .000 |
| Auburn | 18 | 8 | 5 | 8 | 0 | 0 | 2 | 5 | 0 | 2 | 0 | 0 | 0 | 1 | 1 | 4 | 15 | 4 | 0 | .278 |
| Southeast Missouri | 28 | 1 | 10 | 1 | 4 | 0 | 0 | 2 | 0 | 0 | 0 | 0 | 0 | 0 | 0 | 12 | 18 | 8 | 1 | .238 |
| Auburn | 26 | 5 | 9 | 5 | 2 | 1 | 0 | 1 | 0 | 2 | 1 | 0 | 0 | 0 | 0 | 6 | 21 | 6 | 0 | .318 |
| Southeast Missouri | 25 | 1 | 2 | 0 | 0 | 0 | 0 | 1 | 0 | 0 | 0 | 1 | 0 | 0 | 0 | 6 | 18 | 1 | 1 | .179 |
| Auburn | 24 | 3 | 7 | 3 | 2 | 0 | 0 | 2 | 0 | 3 | 0 | 1 | 1 | 0 | 0 | 7 | 21 | 6 | 3 | .309 |
| Southeast Missouri | | | | | | | | | | | | | | | | | | | | |
| Tennessee | | | | | | | | | | | | | | | | | | | | |
| Southeast Missouri | | | | | | | | | | | | | | | | | | | | |
| Tennessee | | | | | | | | | | | | | | | | | | | | |
| Southeast Missouri | | | | | | | | | | | | | | | | | | | | |
| North Dakota State | | | | | | | | | | | | | | | | | | | | |
| Southeast Missouri | | | | | | | | | | | | | | | | | | | | |
| Arkansas | | | | | | | | | | | | | | | | | | | | |
| Southeast Missouri | | | | | | | | | | | | | | | | | | | | |
| Texas Tech | | | | | | | | | | | | | | | | | | | | |
| Southeast Missouri | | | | | | | | | | | | | | | | | | | | |
| Arkansas | | | | | | | | | | | | | | | | | | | | |
| Southeast Missouri | | | | | | | | | | | | | | | | | | | | |
| Texas Tech | | | | | | | | | | | | | | | | | | | | |
| Southeast Missouri | | | | | | | | | | | | | | | | | | | | |
| Austin Peay | | | | | | | | | | | | | | | | | | | | |
| Southeast Missouri | | | | | | | | | | | | | | | | | | | | |
| Austin Peay | | | | | | | | | | | | | | | | | | | | |
| Southeast Missouri | | | | | | | | | | | | | | | | | | | | |
| Austin Peay | | | | | | | | | | | | | | | | | | | | |
| Southeast Missouri | | | | | | | | | | | | | | | | | | | | |
| Tennessee Tech | | | | | | | | | | | | | | | | | | | | |
| Southeast Missouri | | | | | | | | | | | | | | | | | | | | |
| Tennessee Tech | | | | | | | | | | | | | | | | | | | | |
| Southeast Missouri | | | | | | | | | | | | | | | | | | | | |
| Tennessee Tech | | | | | | | | | | | | | | | | | | | | |
| Southeast Missouri | | | | | | | | | | | | | | | | | | | | |
| Missouri State | | | | | | | | | | | | | | | | | | | | |
| Southeast Missouri | | | | | | | | | | | | | | | | | | | | |
| Belmont | | | | | | | | | | | | | | | | | | | | |
| Southeast Missouri | | | | | | | | | | | | | | | | | | | | |
| Belmont | | | | | | | | | | | | | | | | | | | | |
| Southeast Missouri | | | | | | | | | | | | | | | | | | | | |
| Belmont | | | | | | | | | | | | | | | | | | | | |
| Southeast Missouri | | | | | | | | | | | | | | | | | | | | |
| Saint Louis | | | | | | | | | | | | | | | | | | | | |
| Southeast Missouri | | | | | | | | | | | | | | | | | | | | |
| Morehead State | | | | | | | | | | | | | | | | | | | | |
| Southeast Missouri | | | | | | | | | | | | | | | | | | | | |
| Morehead State | | | | | | | | | | | | | | | | | | | | |
| Southeast Missouri | | | | | | | | | | | | | | | | | | | | |
| Morehead State | | | | | | | | | | | | | | | | | | | | |
| Southeast Missouri | | | | | | | | | | | | | | | | | | | | |
| Eastern Illinois | | | | | | | | | | | | | | | | | | | | |
| Southeast Missouri | | | | | | | | | | | | | | | | | | | | |
| Eastern Illinois | | | | | | | | | | | | | | | | | | | | |
| Southeast Missouri | | | | | | | | | | | | | | | | | | | | |
| Eastern Illinois | | | | | | | | | | | | | | | | | | | | |
| Southeast Missouri | | | | | | | | | | | | | | | | | | | | |
| Kansas City | | | | | | | | | | | | | | | | | | | | |
| Southeast Missouri | | | | | | | | | | | | | | | | | | | | |
| Kansas City | | | | | | | | | | | | | | | | | | | | |



SOUTHEAST MISSOURI SOFTBALL NOTES // TENNESSEE

Game-by-Game Hitting

| Opponent | AB | R | H | RBI | 2B | 3B | HR | BB | IBB | SB | CS | HBP | SAC | SF | GDP | K | PQ | A | E | Avg |
|---|----|---|---|-----|----|----|----|----|-----|----|----|-----|-----|----|-----|---|----|---|---|-----|
| Southeast Missouri SIU Edwardsville | | | | | | | | | | | | | | | | | | | | |
| Southeast Missouri SIU Edwardsville | | | | | | | | | | | | | | | | | | | | |
| Southeast Missouri SIU Edwardsville | | | | | | | | | | | | | | | | | | | | |
| Southeast Missouri Saint Louis | | | | | | | | | | | | | | | | | | | | |
| Southeast Missouri Eastern Kentucky | | | | | | | | | | | | | | | | | | | | |
| Southeast Missouri Eastern Kentucky | | | | | | | | | | | | | | | | | | | | |
| Southeast Missouri Eastern Kentucky | | | | | | | | | | | | | | | | | | | | |
| Southeast Missouri Tennessee State | | | | | | | | | | | | | | | | | | | | |
| Southeast Missouri Tennessee State | | | | | | | | | | | | | | | | | | | | |
| Southeast Missouri Tennessee State | | | | | | | | | | | | | | | | | | | | |
| Southeast Missouri UT Martin | | | | | | | | | | | | | | | | | | | | |
| Southeast Missouri UT Martin | | | | | | | | | | | | | | | | | | | | |
| Southeast Missouri Murray State | | | | | | | | | | | | | | | | | | | | |
| Southeast Missouri Murray State | | | | | | | | | | | | | | | | | | | | |
| Southeast Missouri Murray State | | | | | | | | | | | | | | | | | | | | |
| Southeast Missouri UT Martin | | | | | | | | | | | | | | | | | | | | |
| Southeast Missouri UT Martin | | | | | | | | | | | | | | | | | | | | |
| Southeast Missouri Jacksonville State | | | | | | | | | | | | | | | | | | | | |
| Southeast Missouri Jacksonville State | | | | | | | | | | | | | | | | | | | | |
| Southeast Missouri Jacksonville State | | | | | | | | | | | | | | | | | | | | |



Game-by-Game Pitching

| Opponent | IP | H | R | ER | BB | SO | 2B | 3B | HR | WP | BK | HBP | DP | IBB | Score | W-L | SV | ERA |
|---------------------------|------------|----------|----------|----------|----------|----------|----------|----------|----------|----------|----------|----------|----------|----------|------------|------------|----------|--------------|
| Southeast Missouri | 4.0 | 5 | 8 | 7 | 5 | 4 | 0 | 0 | 2 | 1 | 0 | 0 | 1 | 0 | 0-8 | 0-1 | 0 | 15.75 |
| Auburn | 5.0 | 0 | 0 | 0 | 4 | 7 | 0 | 0 | 0 | 0 | 0 | 0 | 0 | 0 | 8-0 | 1-0 | 0 | 0.00 |
| Southeast Missouri | 6.0 | 9 | 5 | 5 | 1 | 6 | 2 | 1 | 0 | 0 | 0 | 0 | 1 | 0 | 1-5 | 0-2 | 0 | 10.80 |
| Auburn | 7.0 | 10 | 1 | 1 | 2 | 12 | 4 | 0 | 0 | 0 | 0 | 0 | 0 | 0 | 5-1 | 2-0 | 0 | 0.75 |
| Southeast Missouri | 6.0 | 7 | 3 | 3 | 2 | 7 | 2 | 0 | 0 | 0 | 0 | 1 | 0 | 0 | 1-3 | 0-3 | 0 | 8.44 |
| Auburn | 7.0 | 2 | 1 | 0 | 1 | 6 | 0 | 0 | 0 | 0 | 0 | 1 | 0 | 0 | 3-1 | 3-0 | 0 | 0.47 |
| Southeast Missouri | | | | | | | | | | | | | | | | | | |
| Tennessee | | | | | | | | | | | | | | | | | | |
| Southeast Missouri | | | | | | | | | | | | | | | | | | |
| Tennessee | | | | | | | | | | | | | | | | | | |
| Southeast Missouri | | | | | | | | | | | | | | | | | | |
| North Dakota State | | | | | | | | | | | | | | | | | | |
| Southeast Missouri | | | | | | | | | | | | | | | | | | |
| Arkansas | | | | | | | | | | | | | | | | | | |
| Southeast Missouri | | | | | | | | | | | | | | | | | | |
| Texas Tech | | | | | | | | | | | | | | | | | | |
| Southeast Missouri | | | | | | | | | | | | | | | | | | |
| Arkansas | | | | | | | | | | | | | | | | | | |
| Southeast Missouri | | | | | | | | | | | | | | | | | | |
| Texas Tech | | | | | | | | | | | | | | | | | | |
| Southeast Missouri | | | | | | | | | | | | | | | | | | |
| Austin Peay | | | | | | | | | | | | | | | | | | |
| Southeast Missouri | | | | | | | | | | | | | | | | | | |
| Austin Peay | | | | | | | | | | | | | | | | | | |
| Southeast Missouri | | | | | | | | | | | | | | | | | | |
| Austin Peay | | | | | | | | | | | | | | | | | | |
| Southeast Missouri | | | | | | | | | | | | | | | | | | |
| Tennessee Tech | | | | | | | | | | | | | | | | | | |
| Southeast Missouri | | | | | | | | | | | | | | | | | | |
| Tennessee Tech | | | | | | | | | | | | | | | | | | |
| Southeast Missouri | | | | | | | | | | | | | | | | | | |
| Tennessee Tech | | | | | | | | | | | | | | | | | | |
| Southeast Missouri | | | | | | | | | | | | | | | | | | |
| Missouri State | | | | | | | | | | | | | | | | | | |
| Southeast Missouri | | | | | | | | | | | | | | | | | | |
| Belmont | | | | | | | | | | | | | | | | | | |
| Southeast Missouri | | | | | | | | | | | | | | | | | | |
| Belmont | | | | | | | | | | | | | | | | | | |
| Southeast Missouri | | | | | | | | | | | | | | | | | | |
| Belmont | | | | | | | | | | | | | | | | | | |
| Southeast Missouri | | | | | | | | | | | | | | | | | | |
| Saint Louis | | | | | | | | | | | | | | | | | | |
| Southeast Missouri | | | | | | | | | | | | | | | | | | |
| Morehead State | | | | | | | | | | | | | | | | | | |
| Southeast Missouri | | | | | | | | | | | | | | | | | | |
| Morehead State | | | | | | | | | | | | | | | | | | |
| Southeast Missouri | | | | | | | | | | | | | | | | | | |
| Morehead State | | | | | | | | | | | | | | | | | | |
| Southeast Missouri | | | | | | | | | | | | | | | | | | |
| Eastern Illinois | | | | | | | | | | | | | | | | | | |
| Southeast Missouri | | | | | | | | | | | | | | | | | | |
| Eastern Illinois | | | | | | | | | | | | | | | | | | |
| Southeast Missouri | | | | | | | | | | | | | | | | | | |
| Eastern Illinois | | | | | | | | | | | | | | | | | | |
| Southeast Missouri | | | | | | | | | | | | | | | | | | |
| Kansas City | | | | | | | | | | | | | | | | | | |
| Southeast Missouri | | | | | | | | | | | | | | | | | | |
| Kansas City | | | | | | | | | | | | | | | | | | |



SOUTHEAST MISSOURI SOFTBALL NOTES // TENNESSEE

Game-by-Game Pitching

| Opponent | IP | H | R | ER | BB | SO | 2B | 3B | HR | WP | BK | HBP | DP | IBB | Score | W-L | SV | ERA |
|---|----|---|---|----|----|----|----|----|----|----|----|-----|----|-----|-------|-----|----|-----|
| Southeast Missouri SIU Edwardsville | | | | | | | | | | | | | | | | | | |
| Southeast Missouri SIU Edwardsville | | | | | | | | | | | | | | | | | | |
| Southeast Missouri SIU Edwardsville | | | | | | | | | | | | | | | | | | |
| Southeast Missouri Saint Louis | | | | | | | | | | | | | | | | | | |
| Southeast Missouri Eastern Kentucky | | | | | | | | | | | | | | | | | | |
| Southeast Missouri Eastern Kentucky | | | | | | | | | | | | | | | | | | |
| Southeast Missouri Eastern Kentucky | | | | | | | | | | | | | | | | | | |
| Southeast Missouri Tennessee State | | | | | | | | | | | | | | | | | | |
| Southeast Missouri Tennessee State | | | | | | | | | | | | | | | | | | |
| Southeast Missouri Tennessee State | | | | | | | | | | | | | | | | | | |
| Southeast Missouri UT Martin | | | | | | | | | | | | | | | | | | |
| Southeast Missouri UT Martin | | | | | | | | | | | | | | | | | | |
| Southeast Missouri Murray State | | | | | | | | | | | | | | | | | | |
| Southeast Missouri Murray State | | | | | | | | | | | | | | | | | | |
| Southeast Missouri Murray State | | | | | | | | | | | | | | | | | | |
| Southeast Missouri UT Martin | | | | | | | | | | | | | | | | | | |
| Southeast Missouri UT Martin | | | | | | | | | | | | | | | | | | |
| Southeast Missouri Jacksonville State | | | | | | | | | | | | | | | | | | |
| Southeast Missouri Jacksonville State | | | | | | | | | | | | | | | | | | |
| Southeast Missouri Jacksonville State | | | | | | | | | | | | | | | | | | |