



2020-21 SOUTHEAST MISSOURI BASKETBALL

Game
23



Schedule

November (1-0)

28 at Kansas City ! W, 71-66

December (1-6, 0-2 OVC)

2 **Southern Illinois** * ESPN+ **L, 79-87** OT
7 **Lipscomb** * ESPN+ **W, 82-77**
9 at Lipscomb * ESPN+ L, 74-80 OT
15 at Evansville * ESPN3 L, 63-66 OT
18 **UT Martin** * ESPN+ **L, 67-69**
22 at Indiana State * ESPN3 L, 66-72
30 at Tennessee Tech * ESPN+ L, 63-72

January (4-4, 4-4 OVC)

2 **Tennessee State** * ESPN+ **W, 83-79** 2OT
7 at Belmont * ESPN+ L, 66-77
16 **Morehead State** * ESPN+ **L, 50-64**
19 at Tennessee State * ESPN+ W, 63-59
21 at Morehead State * ESPN3 L, 65-76
26 at UT Martin * ESPN+ L, 66-69
28 **SIU Edwardsville** * ESPN+ **W, 64-62**
30 **Eastern Illinois** * ESPN+ **W, 75-44**

February (2-4, 2-4 OVC)

1 **Murray State** * ESPN+ **L, 60-77**
4 **Tennessee Tech** * ESPN+ **W, 68-64**
6 **Jacksonville State** * ESPN+ **L, 54-66**
12 at Murray State * ESPN+ L, 60-80
13 at Austin Peay * ESPN+ L, 63-78
16 **Austin Peay** * ESPN+ **W, 86-81** OT
20 **Eastern Kentucky** * ESPN+ **5 p.m.**
22 **Eastern Kentucky** * ESPN+ **6 p.m.**
25 at Eastern Illinois * ESPN+ 7:30 p.m.
27 at SIU Edwardsville * ESPN+ 5 p.m.

March

3 OVC Tournament First Round Evansville, Ind.
4 OVC Tournament Quarterfinals Evansville, Ind.
5 OVC Tournament Semifinals Evansville, Ind.
6 OVC Championship Evansville, Ind.

All games are broadcast live on the radio at Real Rock 99.3 FM. All times Central and Subject to Change;
Home Games in Bold; * - Denotes Ohio Valley Conference Game; ! - Negro League Baseball Museum Tip-Off Classic (Kansas City, Mo.)

Eastern Kentucky (17-5, 11-4) vs. Southeast Missouri (8-14, 6-10)

Follow the Redhawks

Radio.....Real Rock 99.3 FM
(Rusty Hendricks)
Video.....ESPN+
Live Stats.....GoSoutheast.com
Twitter.....@SEMOMBB

Date.....Saturday, February 20, 2021
Tip-Off.....5 p.m., CT
Location.....Cape Girardeau, Mo.
Arena.....Show Me Center (7,000)
Series.....EKU leads, 33-19
Last Meeting.....EKU 70, SEMO 57
(Feb. 1, 2020 | Richmond, Ky.)

Head Coaches.....Brad Korn (8-14 overall, 8-14 at SEMO; 6-10 OVC). A.W. Hamilton (46-40 overall; 46-40 at EKU).

Strategic Communications

Jeff Honza, Assistant Director of Athletics
Office Phone.....(573) 651-2933
Mobile.....(618) 528-1145
Email.....redhawk1@me.com

Redhawks Host Eastern Kentucky

Southeast Missouri (8-14, 6-10) plays host to Eastern Kentucky (17-5, 11-4) on Senior Night Saturday. Tip-off is set for 5 p.m., CT at the Show Me Center.

Follow the Redhawks

Listen live on the radio at Real Rock 99.3 FM with Rusty Hendricks handling the play-by-play. Watch on ESPN+. Live stats are available at GoSoutheast.com. Twitter updates provided @SEMOMBB.

Farewell Seniors

Southeast Missouri will honor seniors Nolan Taylor and Evan Morrison prior to tip of Saturday's game vs. Eastern Kentucky. Taylor, a graduate senior, is SEMO's third-leading scorer and second-leading rebounder with nine points and 4.7 points per game, respectively. He started 15 of 17 games finishing as the Redhawks top rebounder in four contests. Taylor also scored double figures on eight occasions during his only season at SEMO. Morrison, a walk-on, played in 20 games during his two seasons with the Redhawks.

Series History

The Redhawks and Eastern Kentucky meet for the 53rd time Saturday. EKU holds a 33-19 lead in the series between these teams. The Colonels have won at the Show Me Center in six of their previous seven trips to Cape Girardeau. SEMO last beat EKU, 81-48, on Dec. 31, 2016 (Cape Girardeau). The Colonels have gone 18-3 in their last 21 matchups with the Redhawks.

Redhawks Take Down Austin Peay

Southeast Missouri overcame a 13-point second-half deficit to pull off a thrilling 86-81 overtime victory over Austin Peay Tuesday. SEMO trailed, 49-36, with 15:30 remaining when they battled back to wipe out their double-digit deficit. The Redhawks used a 7-0 run to get within three (65-62) with just under four minutes left. Eric Reed, Jr. then splashed in a 3-pointer to cut APSU's lead to 69-68 with under a minute to go. SEMO again got within a point (71-70) on a jumper by Chris Harris 30 ticks later. After Carlos Paez's two free throws stretched the Governors lead to 73-70, Darrious Agnew buried a 3-pointer to send the game to overtime. SEMO outscored APSU, 13-8, in the extra period to put the win on ice.

Last Time it Happened

The Redhawks beat Austin Peay for the first time since 2017 and ended an eight-game losing streak in their series with the Governors. Southeast Missouri's last victory over APSU



Southeast Missouri or SEMO is the preferred reference for Southeast Missouri State University athletic teams. Southeastern Missouri State is not an acceptable reference.



before Tuesday was 82-71 on Jan. 28, 2017 in Clarksville, Tennessee.

Final Two Home Games

Southeast Missouri plays host to Eastern Kentucky in its final two home games of the 2020-21 season. After Saturday's contest, EKU will stay in Cape Girardeau to face the Redhawks again on Feb. 22 at 2 p.m., CT. SEMO and EKU were supposed to play on Jan. 23, in Richmond, but that game was postponed due to COVID-19 protocols in the Colonels program. Both schools then agreed to reschedule that game for Feb. 22 in Cape Girardeau.

About Eastern Kentucky

Eastern Kentucky comes to Cape Girardeau at third in the Ohio Valley Conference standings with an overall record of 17-5 and 13-3 in the OVC. EKU's 17 wins are the second-most in the conference behind Belmont's 22. The Colonels are the top defensive team in the league with an OVC best 10.7 steals per game and +6.36 turnover margin. EKU is turning its opponents over an average of 19.6 times a game. The Colonels lead the conference with 217 three-pointers made (9.9 per game). Tre King (4th, 15.5 ppg) and Wendell Green, Jr. (10th, 14.3 ppg) are both among the OVC's top 10 scorers for the Colonels. Green, Jr. also tops the conference in assists (117), while Michael Moreno is shooting an OVC best 48.1 percent (50-of-104) from 3-point range.

Redhawks Look to Build on Momentum

The Redhawks snapped a three-game losing streak with their recent win over Austin Peay (Feb. 16). Southeast Missouri won its eighth game of the season, surpassing its total of seven victories in 2019-20. SEMO also picked up its sixth Ohio Valley Conference win and doubled its number of league victories from last season (3-15).

Reed, Jr. Heating Up

Eric Reed, Jr. scored over 20 points in each of his last two starts, becoming the first Southeast Missouri player to score over 20 points in back-to-back games this season. Reed, Jr. led the Redhawks in both of their contests against Austin Peay (Feb. 13, Feb. 16). He dropped in 21 points on 9-of-16 field goals and 3-of-6 three-pointers in Clarksville, Tennessee. Three

days later, he notched a career-high 22 points with a career-best five 3-pointers against the Governors in Cape Girardeau. Combined, Reed, Jr. shot 58.6 percent (17-of-29) from the field and 61.5 percent (8-of-13) from beyond the arc, while posting an average of 21.5 points in two games against APSU.

Agnew Forces Overtime

Southeast Missouri trailed, 73-70, when Darrius Agnew stepped behind the 3-point line and nailed a trey with three seconds left taking Austin Peay to overtime on Feb. 16. Agnew shot 4-of-7 from the field and made three free throws en route to scoring a season-high 12 points. The game-tying 3-pointer was just his second made three of the season.

Block Party

Manny Patterson collected a season-high four blocks in Southeast Missouri's win over Austin Peay (Feb. 16). Patterson, who leads the team with 15 blocks this season, finished with three or more blocks in a game for the third time in 2020-21. He ranks 11th in the Ohio Valley Conference in blocks.

Russell Throws it Down

Nygol Russell intercepted a Carlos Paez pass and threw down a massive dunk in transition to get Southeast Missouri a 84-81 lead in overtime against Austin Peay (Feb. 16). Nana Akenten followed that up with two free throws to seal the Redhawks victory.

Season-High 86 Points

The Redhawks poured in a season-high 86 points in its five-point overtime victory over Austin Peay (Feb. 16). Southeast Missouri scored over 80 points for the third time this year. The Redhawks won all three of those games where they scored over 80 points.

Love and Taylor Update

Jordan Love (Achilles) and Nolan Taylor (knee) missed Tuesday's game against Austin Peay (Feb. 16). Love and Taylor are day-to-day and their status for Saturday's matchup with Eastern Kentucky is undetermined at this time.

Back-to-Back Days

Southeast Missouri played back-to-back days for the first time this season. The Redhawks suffered an 80-60 loss to Murray State (Feb. 12) and a 78-63 loss to Austin Peay (Feb. 13). Both of those losses were on the road. SEMO and MSU were initially supposed to play on Feb. 11, but that game was postponed a day later due to a winter storm that covered the region in sleet and snow.

Taylor Makes Return

Forward Nolan Taylor, who missed four games with a knee injury, returned to score 10 points off the bench at Murray State (Feb. 12). Taylor shot 5-of-9 from the field and grabbed three rebounds in 13 minutes.

Love Leads the Way

Jordan Love scored 11 points and pulled down five rebounds to lead Southeast Missouri

2020-21 OVC Standings (as of Feb. 16)

	OVC						Overall					
	Record	Pct.	Home	Away	Streak		Record	Pct.	Home	Away	Neutral	Streak
Belmont	16-0	1.000	8-0	8-0	W16		22-1	.957	9-1	10-0	3-0	W19
Morehead State	13-3	.813	7-1	6-2	L1		16-7	.696	10-1	6-5	0-1	L1
Eastern Kentucky	11-4	.733	5-2	6-2	W2		17-5	.773	8-2	7-3	2-0	W2
Jacksonville State	10-5	.667	5-3	5-2	W4		14-7	.667	6-3	5-4	3-0	W4
Austin Peay	9-7	.563	5-3	4-4	L1		13-9	.591	7-4	4-4	2-1	L1
Murray State	9-7	.563	5-3	4-4	W4		12-9	.571	8-3	4-6	0-0	W4
SIUE	6-8	.429	1-5	5-3	L2		8-12	.400	1-6	6-5	1-1	L2
Southeast Missouri	6-10	.375	5-4	1-6	W1		8-14	.364	6-5	1-9	1-0	W1
UT Martin	5-11	.313	4-4	1-7	L2		7-13	.350	6-5	1-8	0-0	L2
Eastern Illinois	4-12	.250	3-5	1-7	L2		7-16	.304	5-5	2-11	0-0	L2
Tennessee Tech	3-13	.188	3-5	0-8	L1		3-20	.130	3-6	0-14	0-0	L1
Tennessee State	2-14	.125	2-6	0-8	L6		3-16	.158	3-7	0-9	0-0	L6



against Murray State (Feb. 12). Love, who scored double figures for the second time in three games, made a perfect 4-of-4 free throws. He also had three steals and two assists. Love has scored double figures a total of four times this season.

150th NCAA Division I Win

Southeast Missouri is in its 114th season of basketball. On Feb. 16, the Redhawks claimed their 350th victory as an NCAA Division I program with their 86-81 overtime win over Austin Peay. SEMO joined the Division I ranks in 1991-92 and is in its 30th season as an NCAA Division I program. The Redhawks hold an overall Division I record of 350-519.

Homecourt Success

Six of Southeast Missouri's eight wins have come at the Show Me Center this season. The Redhawks beat Lipscomb, 82-77, on Dec. 7, Tennessee State, 83-79, in double overtime on Jan. 2, SIU Edwardsville, 64-62, on Jan. 28, Eastern Illinois, 75-44, on Jan. 30, Tennessee Tech, 68-64, on Feb. 4 and Austin Peay, 86-81, in overtime on Feb. 16. The Redhawks are 6-5 at home this year and matched their six victories in Cape Girardeau a year ago.

Four of Six

Southeast Missouri won four of its last six games at the Show Me Center. SEMO beat SIU Edwardsville, 64-62, on Jan. 28, Eastern Illinois,

75-44, on Jan. 30, Tennessee Tech, 68-64, on Feb. 4 and Austin Peay, 86-81 (OT), on Feb. 16.

Big Second Half Propels Redhawks

The Redhawks trailed by 16 points with 9:28 remaining the first half and 13 at halftime in their game vs. Tennessee Tech (Feb. 4). However, the second half was a different story. Southeast Missouri outscored the Golden Eagles, 42-25, and didn't miss a free throw (14-of-14) in the final 20 minutes en route to its 68-64 come-from-behind win. It was the sixth time SEMO outscored its opponent in the second half this season.

Season-High Free Throw Percentage

Southeast Missouri shot a season-high 94.7 percent at the free throw line against Tennessee Tech (Feb. 4). The Redhawks missed only one free throw going 18-of-19 at the charity stripe. SEMO made its last 15 free throws of the game and went a perfect 14-of-14 in the second half. Five different players went without missing a free throw, including Manny Patterson (2-of-2), Dylan Branson (2-of-2), Eric Reed, Jr. (2-of-2), Chris Harris (5-of-5) and Jordan Love (7-of-7). The Redhawks also made six free throws in the final eight seconds to seal their win over TTU.

Patterson Goes Off

In just his third start, Manny Patterson notched a season-high 22 points and grabbed six rebounds to lead the Redhawks against

2020-21 Stats Comparison

EKU	SEMO
17-5.....Record	8-14
11-4.....Conference Record.....	6-10
82.7.....Points Per Game.....	67.6
73.7.....Opp. Points Per Game.....	71.1
+9.0.....Scoring Margin.....	-3.5
.445.....Field Goal Percentage.....	.426
.437.....Opp. Field Goal Percentage.....	.457
.349.....3-Point Field Goal Percentage.....	.339
.318.....Opp. 3-Point Field Goal Percentage.....	.355
.712.....Free Throw Percentage.....	.655
.720.....Opp. Free Throw Percentage.....	.704
36.6.....Rebounds Per Game.....	35.2
39.6.....Opp. Rebounds Per Game.....	32.6
-3.0.....Rebounding Margin.....	+2.6
16.4.....Assists Per Game.....	13.1
13.3.....Turnovers Per Game.....	15.5
+6.4.....Turnover Margin.....	-1.5
3.5.....Blocks Per Game.....	2.4
10.7.....Steals Per Game.....	7.0

This Week's Schedule

Monday, February 15

Eastern Kentucky 83, Tennessee Tech 72
Murray State 86, SIUE 57

Tuesday, February 16

Southeast Missouri 86, Austin Peay 81 ^{OT}


Thursday, February 18

Jacksonville State at Belmont, 7 p.m., CT
SIUE at Austin Peay, 7:30 p.m., CT
Eastern Illinois at Murray State, 7:30 p.m., CT
Tennessee Tech at Tennessee State, 8 p.m., CT
Eastern Kentucky at UT Martin, 8 p.m., CT

Saturday, February 20

Jacksonville State at Tennessee State, 4 p.m., CT
Tennessee Tech at Belmont, 4 p.m., CT
Morehead State at UT Martin, 4 p.m., CT
Eastern Illinois at Austin Peay, 4 p.m., CT
Eastern Kentucky at Southeast Missouri, 5 p.m., CT
SIUE at Murray State, 7:30 p.m., CT

SEMO Probable Starters



3

Eric Reed, Jr.
G / 6-2 / 190 / Jr.
Baton Rouge, La.

10.0 ppg, 2.2 rpg,
1.1 apg



5

Chris Harris
G / 6-3 / 205 / R-Jr.
Antioch, Ill.

12.2 ppg, 2.2 rpg,
2.7 apg



10

Manny Patterson
F / 6-8 / 220 / Sr.
Chicago, Ill.


5.7 ppg, 2.8 rpg,
0.4 apg



11

DQ Nicholas
G / 6-1 / 180 / So.
Atlanta, Ga.

9.0 ppg, 4.7 rpg,
3.0 apg



21

Nana Akenten
G / 6-6 / 215 / Jr.
Bolingbrook, Ill.

8.7 ppg, 5.7 rpg,
1.1 apg



Honors & Awards

--
--

Tennessee Tech (Feb. 4). Patterson shot 10-of-14 from the field in 26 minutes. He became the third Redhawk this season to score over 20 points in a game. Patterson started the last four games for Nolan Taylor who is out with a knee injury. He scored double figures in two of those starts.

Love Steps Up

Jordan Love scored 14 second-half points to help key Southeast Missouri's big comeback win over Tennessee Tech (Feb. 4). Love scored eight points in a row to single-handedly get the Redhawks back in the game. He made a layup, was fouled and converted a 3-point play to make it a two-point game. On SEMO's next possession, Love drew a foul and made two free throws to tie the game and then buried a 3-pointer to put the Redhawks ahead, 55-52, with 7:49 left. He made four free throws in the final four seconds to ice the win. Love's 14 points are a season-high and his 7-of-7 effort at the free throw line is a new career-best.

Largest Victory

The Redhawks put together a dominating complete game 75-44 victory over Eastern Illinois (Jan. 30). Southeast Missouri won a game by double figures for the first time this season. The 31-point victory marked the first time SEMO won an Ohio Valley Conference home game by more than 30 points since 2016-17. SEMO beat Eastern Kentucky, 81-48, on Dec. 31 that year.

.500 January

Southeast Missouri finished January with a .500 record (4-4). SEMO ended the month on a two-game winning streak with victories in three of its last five January matchups. The Redhawks scored 75 or more points for the fourth time when it blew out Eastern Illinois, 75-44, on Jan. 30.

Dominating the Glass

In its win over Eastern Illinois (Jan. 30), Southeast Missouri outrebounded the Panthers, 50-25. SEMO's +25 rebounding margin was its largest in an Ohio Valley Conference game since it outrebounded Austin Peay, 50-26 (+24) at home on Jan. 26, 2012.

More on the Win Over Eastern Illinois

The Redhawks 75-44 win was their second-largest in 57 games against Eastern Illinois. Southeast Missouri took control of the game early and never let up. SEMO man-handled the Panthers in points in the paint (32-2), points off turnovers (20-6), second chance points (17-3) and fast break points (12-0).

Long Gets First Points

Sikeston native Parker Long scored the first points of his NCAA Division I career vs. Murray State (Feb. 1). Long's first points came on a 3-pointer with 14:55 remaining in the game. He also drained a 3-pointer vs. Tennessee Tech (Feb. 4).

Last Second Win

Eric Reed, Jr. made two free throws with five tenths of a second left to send Southeast Missouri to a 64-62 win over SIU Edwardsville (Jan. 28). SEMO never led in the game until Reed, Jr. made his big free throws. The Redhawks erased a 13-point deficit en route to their fifth win of the season. SEMO's three wins in January are its most in a month this year.

Where The Stand

The Redhawks enter the weekend at eighth in the Ohio Valley Conference standings with four games to go. Southeast Missouri (6-10), UT Martin (5-11), Eastern Illinois (4-12), Tennessee Tech (3-13) and Tennessee State (2-14) occupy the 8-12 spots in the standings. The top eight teams go to this year's OVC Tournament in Evansville, Indiana.

Big Seven

DQ Nicholas had seven huge points in the second half in Southeast Missouri's latest win over SIU Edwardsville (Jan. 28). Nicholas made the game-tying 3-pointer with 16 seconds left to set things up for Eric Reed, Jr.'s last second free throws. Nicholas also led the Redhawks with seven rebounds. Nicholas is SEMO's third-leading scorer with 9.2 points a game.

Eight NCAA Division I Wins

Southeast Missouri picked up its eighth NCAA Division I win this season with its 86-81 overtime victory over Austin Peay (Feb. 16). SEMO surpassed its number of wins (5) over NCAA Division I teams a year ago by a +3



margin. The eight Division I wins are SEMO's most in a season since it had eight in 2018-19.

Nice Defense

For the second time this season, Southeast Missouri forced over 20 turnovers in a game when it smothered SIU Edwardsville into committing 21 on Jan. 28. SEMO forced 14 turnovers in the second half and turned those miscues into 15 points. At one time, the Redhawks forced five turnovers in a span of 3:41.

COVID Protocols

The Redhawks have had six of their initially scheduled dates (Dec. 12, Jan. 9, Jan. 11, Jan. 14, Jan. 16, Jan. 23) affected by COVID protocols this season. All of those games were rescheduled.

On the Road

Southeast Missouri is back on the road for the first time since Jan. 26. The Redhawks are 1-9 in true road games this year. SEMO has lost 26 of its last 27 road games dating back to the 2018-19 campaign.

Getting to the Free Throw Line

In its game at Morehead State (Jan. 21), Southeast Missouri shot 18-of-27 free throws, marking the sixth time this season it had 27 or more free throw attempts. In the last 14 games alone, SEMO has shot a total of 321 free throws for an average of 23 per contest. In two games against Tennessee State, the Redhawks shot 86 free throws and matched a single-game program record with 40 makes in 51 attempts vs. the Tigers on Jan. 2. SEMO outscored its last 10 opponents by a combined 216-182 for a +34 margin at the free throw line.

First Road Win

Southeast Missouri picked up its first true road victory of the Brad Korn era when it defeated Tennessee State, 63-59, in the only Ohio Valley Conference game played Tuesday. The Redhawks ended a 23-game losing streak in true road games. SEMO's last true road win came at Eastern Illinois (88-79) on Feb. 23, 2019.

Season Sweep

With its 63-59 win on Jan. 19, Southeast Missouri completed a two-game sweep of Tennessee State this season. The Redhawks won both games by four points. SEMO defeated TSU, 83-79, in double overtime on Jan. 2 (Cape Girardeau) before winning in Nashville this week. It was the first time SEMO beat the Tigers twice in a season since 1998-99.

Nicholas Paces Redhawks

DQ Nicholas led Southeast Missouri with 17 points against Morehead State (Jan. 21). Nicholas shot 5-of-9 from the field, hit 4-of-7 free throws and tied a career-high with three 3-pointers made. Nicholas scored double figures 10 times this year.

Harris Sends Redhawks to Victory

Chris Harris led Southeast Missouri with 17 points and made two huge free throws with 14 seconds left against Tennessee State (Jan. 19). Harris made a career-high 10-of-12 free throws and pulled up to bury a huge 3-pointer to make it a two-possession game with 2:28 on the clock after TSU pulled within three. Harris has a team-high 14 double-digit scoring games this season.

Nicholas For Three

DQ Nicholas made only three 3-pointers through his first 11 games this season, but matched that number late last month. Nicholas shot 54.5 percent (7-of-14) from beyond the arc going 3-of-6 at Tennessee State (Jan. 19), 3-of-5 at Morehead State (Jan. 21) and 1-of-3 vs. SIU Edwardsville (Jan. 28).

Redhawks Resume Play

Southeast Missouri's Department of Athletics paused men's basketball activities due to COVID-19 protocols on Jan. 8. As a result, SEMO did not play its originally scheduled Ohio Valley Conference games at Tennessee State (Jan. 9) and UT Martin (Jan. 11). The Redhawks are making up those games during their current road trip. SEMO beat TSU, 63-59, on Jan. 19 and will play at UTM on Jan. 26.

Leading at Halftime

The Redhawks have either led or been tied at halftime in 12 of its 22 games this season. Southeast Missouri held a 35-33 edge at the

intermission at Ohio Valley Conference leader Belmont (Jan. 7). It was the first time SEMO led at the half in 10 meetings with the Bruins. Five of the the Redhawks eight wins have come when they led at the half this year.

Harris Returns

Chris Harris, Southeast Missouri's top scorer, returned from a thumb injury vs. Morehead State (Jan. 16). Harris scored five points in 28 minutes against the Eagles. He was out of the starting lineup for the only time this season at Belmont (Jan. 7).

Long Ruled Eligible

On Jan. 14, the NCAA ruled nearby Sikeston native Parker Long eligible to play. Long logged six minutes in his first career game at Southeast Missouri vs. Morehead State (Jan. 16). Twelve of the 14 players on SEMO's roster have now played this season.

First Double-Double Goes to Akenten

Nana Akenten became the first Southeast Missouri player to record a double-double this season when he scored a season-high 20 points and pulled down a season-best 11 rebounds at Belmont (Jan. 7). Akenten shot 7-of-17 from the field, made three 3-pointers and hit a near-perfect 3-of-4 free throws in that contest. It was the first time he scored 20 points in a game wearing a Redhawk uniform.

First Career Start for Branson

Freshman Dylan Branson logged his first career start for the injured Chris Harris at Belmont (Jan. 7). Branson made 3-of-3 free throws and finished with four rebounds against the Bruins. Prior to that, he came off the bench in nine-straight games.

First OVC Win

The Redhawks gave Brad Korn his first career Ohio Valley Conference win when they pulled out a gritty 83-79 double overtime victory over Tennessee State (Jan. 2). Southeast Missouri started a New Year with a win for the first time since 2013 when it beat Austin Peay, 86-84, on Jan. 3. Last year, SEMO did not get its first league win until Feb. 6, 2020 (76-72, vs. Jacksonville State).



Free Throws Everywhere

Southeast Missouri tied a single-game program record when it made 40 free throws in 51 attempts to key its double overtime win over Tennessee State (Jan. 2). The Redhawks outscored the Tigers, 40-22, in that contest. SEMO's 40 free throws made and 51 attempts are both second in the nation behind Georgia Tech's 41 free throws made and 59 attempts vs. Georgia State on Nov. 25.

Nicholas Rises

Guard DQ Nicholas scored a season-high 21 points and made a career-best 17-of-19 free throws to lead Southeast Missouri against Tennessee State (Jan. 2). Nicholas made his first 15 free throws of the game and did not miss his first free throw until the 3:51 mark of the first overtime period. His 17 free throws made are most of any NCAA Division I basketball player in a game this season.

We Did It!

After losing three games in overtime and one on a last second shot, Southeast Missouri went to overtime again, but this time came out victorious. The Redhawks overcame a nine-point deficit with 2:03 left in regulation and tied the game on a pair of DQ Nicholas free throws to force overtime against Tennessee State (Jan. 2). It took a second overtime period to decide SEMO's dramatic 83-79 win that was capped by a pair of free throws from Nana Akenten with one second on the clock.

Close Games

Southeast Missouri, which has been outscored by a tight 3.5 margin, dropped three contests in overtime and one on a last second shot since its 2020-21 campaign began on Nov. 28. SEMO has lost seven times by double figures (77-66, at Belmont, Jan. 7; 64-50, vs. Morehead State, Jan. 16; 76-65 at Morehead State, Jan. 21; 77-60 vs. Murray State, Feb. 1; 66-54 vs. Jacksonville State; 80-60 at Murray State, Feb. 12; 78-63 at Austin Peay, Feb. 13) and won six games by no more than five points. SEMO also dropped three games by three points or less. Additionally, the Redhawks been involved in nine games decided by no more than five points.

Reed Jr. Back in the Starting Lineup

Eric Reed, Jr. scored double figures three times since rejoining the starting lineup on Dec. 30 (at Tennessee Tech). Reed, Jr. scored 14 points at Tennessee Tech and followed that up with 13 vs. Tennessee State (Jan. 2).

Multiple Threes

Eric Reed, Jr. has gone 13 of his last 18 games with at least two made threes. Reed, Jr. has made multiple 3-pointers in 15 of his 22 contests this year. He buried a season-high five 3-pointers vs. Austin Peay (Feb. 16). Reed, Jr. ranks first on the team with 45 three-pointers in 2020-21.

+18 Free Throw Margin

In their win over Tennessee State (Jan. 2), the Redhawks held a +18 margin at the free throw line. Southeast Missouri outscored TSU, 40-22, at the charity stripe. The last time the Redhawks outscored an opponent by a +18 margin at the free throw line was vs. Mid-Continent (42-24) on Nov. 22, 2013.

Top Scorer

Chris Harris scored double figures for the 15th time in 21 starts this season when he finished with 14 points vs. Austin Peay (Feb. 16). Harris, who leads Southeast Missouri and ranks 17th in the Ohio Valley Conference with 12.2 points a game, has scored over 20 points twice this year. He also ranks third on the team with 29 three-pointers made. Harris finished as SEMO's leading scorer six times this year.

Agnew Checks In

Forward Darrius Agnew saw his first action of the 2020-21 season when he logged 12 minutes off the bench at Indiana State (Dec. 22). Agnew scored two points, grabbed two rebounds, gathered a block and collected one steal. It was the first game he played since Feb. 29, 2020 (at UT Martin). He most recently scored a season-high ninepoints at Austin Peay (Feb. 13).

Give it Up for the Freshman

Freshman Dylan Branson scored double figures for the first time in his college career when he dropped in 12 points at Indiana State (Dec. 22). Branson made a perfect 3-of-3 three-pointers and added 3-of-4 free throws in a season-high 20 minutes against the

Sycamores. He also had four rebounds. Branson has played in all 12 games this season.

Patterson Takes the Court

A day after the NCAA voted all Division I transfers could play immediately, forward Manny Patterson took the court for the first time in a Redhawk uniform. A transfer from Green Bay, Patterson grabbed four rebounds in five minutes off the bench. In 14 games, Patterson is averaging 5.9 points and three rebounds, and leads the team with 11 blocks.

Russell Clears 200 Rebounds

Nygal Russell grabbed five rebounds vs. UT Martin (Dec. 18) and, as a result, surpassed 200 rebounds in his career (247). A redshirt-junior, Russell reached 100 career assists vs. Tennessee State (Jan. 19).

Working Overtime


The Redhawks went to overtime fivetimes in this year. Southeast Missouri lost at home to Southern Illinois (87-79) on Dec. 2 and at Lipscomb (80-74) on Dec. 9. The Redhawks also fell to Evansville (66-63) on the road on Dec. 15, beat Tennessee State (83-79) at home on Jan. 2 and defeated Austin Peay (86-81) at home on Jan. 16. SEMO was involved in only one overtime game in 31 contests last season. SEMO's three overtimes against non-conference foes were the most in program history. The Redhawks last played five overtime games in a season during the 1997-98 campaign.

Board Certified

The Redhawks outrebounded their opponent 13 times this season. Southeast Missouri ranks fifth in the Ohio Valley Conference with a +2.6 rebounding margin and is outrebounding its opponents, 774-717. The Redhawks are also averaging 9.5 offensive rebounds per contest.

First Home Win for Korn


Head Coach Brad Korn earned his first career win at the Show Me Center when Southeast Missouri beat Preseason Atlantic Sun Conference favorite Lipscomb (Dec. 7). The Redhawks led for the final 11:04 of the tight contest after Eric Reed, Jr.'s jumper gave them a 56-55 edge. SEMO then fought off the Bisons who pulled to within a point six times in the last 10 minutes of the game.



2 Jordan Love

G // 6-5 // 180 // So. // Durham, N.C.


Snapshot: Saw action in 20 games off the bench... Posted a career-high four steals at Kansas City (11/28)... Scored a season-high 14 points (all in the second half) and had a career-best seven free throws made vs. Tennessee Tech (2/4)... Posted a career-best six assists at Belmont (1/7)... Scored double figures four times... Third on the team in steals (23) and assists (37)... Did not play at Austin Peay (2/13).



3 Eric Reed, Jr.

G // 6-2 // 190 // Jr. // Baton Rouge, La.

Snapshot: Second on the team in scoring with 10 ppg... Scored over 20 points in each of his last two starts... First on the team with 45 three-pointers made... Drained two or more 3-pointers in 13 of his last 18 contests... Started 17 games... Made the game-winning free throws with five tenths of a second vs. SIUE (1/28)... Buried five 3-pointers and scored a season-high 22 points vs. Austin Peay (2/16).



5 Chris Harris

G // 6-3 // 205 // R-Jr. // Antioch, Ill.

Snapshot: Did not play at Belmont (1/7) due to a thumb injury... Leads SEMO and is 17th in the OVC with 12.2 ppg... Ranks second on the team in FG made (74), is third in 3-pointers made (29) and rates second in assists (56)... Became SEMO's first 20-point scorer of the season when he had 21 at Lipscomb (12/9)... Scored a career-high 23 vs. UT Martin (12/18)... Has scored double figures in 17 of 23 career games.



10 Manny Patterson

F // 6-8 // 220 // Sr. // Chicago, Ill.


Snapshot: Became eligible immediately on Dec. 17 when the NCAA voted that Division I transfers could play... Had four rebounds in five minutes off the bench vs. UT Martin (12/18)... Scored a season-high 22 points and had six rebounds vs. Tennessee Tech (2/4)... Leads the team with 15 blocks... Played in 17 games... Started each of the last seven contests.



11 DQ Nicholas

G // 6-1 // 180 // So. // Atlanta, Ga.

Snapshot: Fourth on the team in scoring with nine ppg and second with 4.7 rpg... Put up a season-high 21 points and made a career-best 17 free throws vs. Tennessee State (1/2)... Third on the team in free throw percentage (.707), and ranks second on the team in steals (27)... Tops the Redhawks with 67 assists... Scored double figures in 10 of his starts.



12 Evan Morrison

F // 6-6 // 200 // Sr. // Lee's Summit, Mo.

Snapshot: Logged five minutes off the bench in the first game he played this season vs. Eastern Illinois (1/30)... Played in three contests.



13 Parker Long

G // 6-2 // 175 // So. // Sikeston, Mo.


Snapshot: Ruled eligible to play by the NCAA on Jan. 14... Logged six minutes in his first career game at SEMO vs. Morehead State (1/16)... Played in 10 games... Grabbed four rebounds vs. Eastern Illinois (1/30)... Scored his first career points on a 3-pointer vs. Murray State (2/1)... Also hit a 3-pointer vs. Tennessee Tech (2/4).



14 Nate Johnson

C // 6-9 // 250 // Jr. // Broward County, Fla.

Snapshot: Scored his first points at SEMO vs. Southern Illinois (12/2)... Had six points, three rebounds and two blocks in that game... Averages 2.5 points and 2.3 rebounds through 20 games off the bench... Second on the team with nine blocks... Finished with a season-high seven points vs. Eastern Illinois (1/30).



21 Nana Akenten

G // 6-6 // 215 // Jr. // Bolingbrook, Ill.

Snapshot: Fifth on the team in scoring and first in rebounding with 8.7 ppg and 5.7 rpg... Second on the team with 40 three-pointers made and third with eight blocks... Became the first Redhawk to get a double-double this season with 20 points and 11 rebounds at Belmont (1/7)... Started 19 games.



25 Nygal Russell

G // 6-4 // 205 // Jr. // Houston, Texas


Snapshot: Fourth on the team with 3.9 rpg and averages 3.3 points... Notched 14 points with eight in the final 2:52 of the game to seal SEMO's win at Kansas City (11/28)... Knocked down a pair of 3-pointers in the final 57 seconds... Pulled down a career-high 11 rebounds vs. Southern Illinois (12/2)... Went over 200 career rebounds vs. UT Martin (12/18)... Reached 100 career assists at Tennessee State (1/19)... Had a career-high six steals vs. SIUE (1/28).



31 Nolan Taylor

F // 6-7 // 260 // Gr. // Keller, Texas

Snapshot: Third on the team in scoring with 9.2 ppg and third with 4.3 rpg... Scored double figures in seven of 15 starts at SEMO... Established season-highs in points (16), assists (5) and minutes (28) vs. Lipscomb (12/7)... Pulled down a season-best nine rebounds at Evansville (12/15)... Returned to play at Murray State (2/12) after missing four games with a knee injury.



33 Dylan Branson

G // 6-5 // 220 // Fr. // St. Louis, Mo.

Snapshot: Played in 20 games off the bench and made two starts... First career start was at Belmont (1/7)... Scored double figures for the first time in his career when he dropped in 12 at Indiana State (12/22)... Made three 3-pointers in that game... Grabbed a season-high five rebounds at Tennessee State (1/19) and vs. Tennessee Tech (2/4).



44 Darrious Agnew

F // 6-8 // 220 // Sr. // Starkville, Miss.

Snapshot: Saw action for the first time this season at Indiana State (12/22)... Scored two points and had two rebounds in that game... Played in 13 contests... Scored a season-high 12 points and made the game-tying 3-pointer to force overtime vs. Austin Peay (2/16).



Show Me Center Media Guidelines

Media may not be on the court in a team area at any time. All media in the Show Me Center must practice social distancing before, during and after games. Media members must wear face coverings at all times. Media should not enter the facility if showing any illness-related symptoms.

Media Entrance/Parking

Working media will need to enter through the NCAA Pass Gate located at the Northeast side of the Show Me Center. There will be no assigned parking for media. Parking is available on a first-come, first-serve basis in the East lot near the Show Me Center main entrance. Media will be given symptom and temperature checks upon entry.

Media Row

Due to COVID-19 policies, media row at the Show Me Center will be limited to only seven spots. There will be one spot reserved for a newspaper reporter that covers each team (home beat writer, visitor beat writer/reporter) and one spot for a reporter with SEMO's student newspaper. Two spots will be assigned to each team's official radio crew (play-by-play, analyst). Visiting radio and all print reporters will be seated on the platform located at the top of Section 117. Home radio, which serves as commentators for SEMO's ESPN+ simulcasts, will be located floor level on the north side.

Credentials

SEMO's gameday personnel, print, radio and television media will be issued Tier 3 season credentials valid for all of the Redhawks home basketball games in 2020-21. Single-game credentials will be issued to visiting team only for the spots reserved on media row (one print reporter, two radio). Credential requests need to be sent to Jeff Honza (jhonza@semo.edu or redhawk1@me.com) at least 24 hours in advance of each game. Credentials must be worn at all times in the Show Me Center. No spouses will be issued credentials for any of the media areas. Those spots are reserved for legitimate working media only.

Tier 3

Ohio Valley Conference institutions must designate their Tier 1, 2 and 3 individuals. Print, television, ESPN+, radio and photographers are classified as Tier 3. Tier 3 individuals may provide services to the playing of the game, but shall be distanced from both Tier 1 and Tier 2 individuals. Individuals in Tier 3 do not have to be tested.

Game Notes & Statistics

SEMO Basketball game notes will be available online at GoSoutheast.com and sent electronically to media prior to each game. No printed copies of game notes will be available at the Show Me Center. There will be no printed copies of official statistics available in-game or postgame for all basketball contests. We request you bring your own copies of any materials you need and a laptop or other device to access live statistics during games. Media should visit Statb.us/I/SEMO for live statistics. A game program and roster card will be the only printed materials placed at each spot on media row.

Photographers/Videographers

One photographer from the Southeast Missourian, KFVS 12 and The Arrow (SEMO Student Newspaper) and SEMO's videographer may shoot from a reserved area

in Sections 105, 109, 113, and 118. Those individuals can shoot from all four of those locations, but only one person can be at a location at one time. SEMO will utilize a pool photographer for all home games. All images from the pool photographer will be available to media and the visiting opponent. The SEMO Strategic Communications staff will send a link that includes all images (downloadable) from the pool photographer upon request. In the event a visiting team videographer travels, that person will also need to shoot from those same designated areas.

Press Conferences

All postgame press conferences will be conducted virtually via Zoom. Media will be sent Zoom information and details for press conferences before every game. Head Coaches Brad Korn and Rekha Patterson, along with select student-athletes will be available. Korn and Patterson will address the media immediately following their postgame radio obligations.

No Media Hospitality

Due to COVID-19 policies, there will be no media hospitality area at the Show Me Center. Food and beverages will not be available for all games.

The image shows the cover of the SEMO 2020-21 Basketball Media Guide. It features the SEMO Redhawks logo at the top, a team photo in the center, and a detailed schedule on the right. The schedule lists games from November to March, including opponents like Tennessee State, Jacksonville State, and Eastern Kentucky. Key personnel like Brad Korn and Rekha Patterson are also featured. The bottom of the cover includes the Under Armour logo and the hashtag #LETSSOAR.

Download the SEMO Basketball Media Guide at GoSoutheast.com

[illegible]



Numerical Roster

No.	Name	Pos.	Ht.	Wt.	Cl.	Yr.	Hometown (High School/College)
2	Jordan Love	G	6-5	180	So.	3rd	Durham, N.C. (Voyager Academy)
3	Eric Reed, Jr.	G	6-2	190	Jr.	3rd	Baton Rouge, La. (University Laboratory/Howard College)
5	Chris Harris	G	6-3	205	Jr.	4th	Antioch, Ill. (Lake Forest Academy/John A. Logan College)
10	Manny Patterson	F	6-8	220	Sr.	4th	Chicago, Ill. (Kenwood Academy/Green Bay)
11	DQ Nicholas	G	6-1	180	So.	2nd	Atlanta, Ga. (Meadowcreek H.S./Scotland Prep School (Pa.)
12	Evan Morrison	F	6-6	200	Sr.	4th	Lee's Summit, Mo. (KC Christian Academy/John Wood CC)
13	Parker Long	G	6-2	175	So.	2nd	Sikeston, Mo. (Sikeston/Maryville University)
14	Nate Johnson	C	6-9	250	Jr.	3rd	Broward County Fla. (American Heritage/Seminole State College)
21	Nana Akenten	G	6-6	215	Jr.	4th	Bolingbrook, Ill. (Bolingbrook/Nebraska)
25	Nygal Russell	G	6-4	205	Jr.	4th	Houston, Texas (Seven Lakes/ASPIRE Academy (Ky.)
31	Nolan Taylor	F	6-7	260	Sr.	5th	Keller, Texas (Keller/Cal Poly)
33	Dylan Branson	G	6-5	220	Fr.	1st	St. Louis, Mo. (Mehlville)
44	Darrious Agnew	F	6-8	220	Sr.	4th	Starkville, Miss. (Starkville/East Mississippi CC)

Alphabetical Roster

No.	Name	Pos.	Ht.	Wt.	Cl.	Yr.	Hometown (High School/College)
44	Darrious Agnew	F	6-8	220	Sr.	4th	Starkville, Miss. (Starkville/East Mississippi CC)
21	Nana Akenten	G	6-6	215	Jr.	4th	Bolingbrook, Ill. (Bolingbrook/Nebraska)
33	Dylan Branson	G	6-5	220	Fr.	1st	St. Louis, Mo. (Mehlville)
5	Chris Harris	G	6-3	205	Jr.	4th	Antioch, Ill. (Lake Forest Academy/John A. Logan College)
14	Nate Johnson	C	6-9	250	Jr.	3rd	Broward County Fla. (American Heritage/Seminole State College)
13	Parker Long	G	6-2	175	So.	2nd	Sikeston, Mo. (Sikeston/Maryville University)
2	Jordan Love	G	6-5	180	So.	3rd	Durham, N.C. (Voyager Academy)
12	Evan Morrison	F	6-6	200	Sr.	4th	Lee's Summit, Mo. (KC Christian Academy/John Wood CC)
11	DQ Nicholas	G	6-1	180	So.	2nd	Atlanta, Ga. (Meadowcreek H.S./Scotland Prep School (Pa.)
10	Manny Patterson	F	6-8	220	Sr.	4th	Chicago, Ill. (Kenwood Academy/Green Bay)
3	Eric Reed, Jr.	G	6-2	190	Jr.	3rd	Baton Rouge, La. (University Laboratory/Howard College)
25	Nygal Russell	G	6-4	205	Jr.	4th	Houston, Texas (Seven Lakes/ASPIRE Academy (Ky.)
31	Nolan Taylor	F	6-7	260	Sr.	5th	Keller, Texas (Keller/Cal Poly)

Head Coach

Brad Korn, First Year (Southern Illinois, 2004)

Assitant Coaches

Keith Pickens, Third Year (Missouri State, 2013)

Dustin Yoder, First Year (Illinois, 2011)

Sam McMahon, First Year (Delaware, 2008)

Director of Operations

Aaron Proctor, First Year (Cal State San Bernardino, 2006)

Graduate Assistant

Collin Jasper

Manager

C.J. Frazier



Pronunciations

Nana Akenten.....na-nuh uh-ken-ten

Nygal Russell.....nye-juhl



Jordan Love
G // 6-5 // 180 // R-So.
Durham, N.C.



Eric Reed, Jr.
G // 6-2 // 190 // Jr.
Baton Rouge, La.



Chris Harris
G // 6-3 // 205 // R-Jr.
Antioch, Ill.



Manny Patterson
F // 6-8 // 220 // Sr.
Chicago, Ill.



DQ Nicholas
G // 6-1 // 180 // So.
Atlanta, Ga.



Evan Morrison
F // 6-6 // 200 // Sr.
Lee's Summit, Mo.



Parker Long
G // 6-2 // 175 // So.
Sikeston, Mo.



Nate Johnson
C // 6-9 // 250 // Jr.
Broward County, Fla.



Nana Akenten
G // 6-6 // 215 // R-Jr.
Bolingbrook, Ill.



Nygal Russell
G // 6-4 // 205 // R-Jr.
Durham, N.C.



Nolan Taylor
F // 6-7 // 260 // R-Sr.
Keller, Texas



Dylan Branson
G // 6-5 // 220 // Fr.
St. Louis, Mo.



Darrious Agnew
F // 6-8 // 220 // Sr.
Starkville, Miss.



Brad Korn
Head Coach // First Year
Southern Illinois, 2004



Keith Pickens
Assistant Coach // Third Year
Missouri State, 2013



Dustin Yoder
Assistant Coach // First Year
Illinois, 2011



Sam McMahon
Assistant Coach // First Year
Delaware, 2008



Aaron Proctor
Director of Operations
Cal State San Bernardino, 2006



Collin Jasper
Graduate Assistant



BRAD KORN

HEAD COACH

FIRST YEAR // SOUTHERN ILLINOIS, 2004

Brad Korn was named head coach at Southeast Missouri on Mar. 23, 2020.

Korn is the seventh head coach in SEMO's NCAA Division I era (since 1991-92). He spent five years at Big 12 Conference member Kansas State working the last four seasons as an assistant coach and one as the program's Director of Operations.

In four years back at K-State after returning following a three-year stint at Missouri State (2013-16), Korn helped the Wildcats to 82 wins and three-straight NCAA Tournament appearances. K-State posted back-to-back 25-win campaigns for the first time in school history (2017-18, 2018-19).

During his first year back in 2016-17, the squad won 21 games, including eight over teams that advanced to the

postseason, and knocked off Wake Forest in the NCAA First Four before losing to #18 Cincinnati in the NCAA South Regional First Round.

Working primarily with the post players, Korn was a big influence on the development of two-time All-Big 12 First Team selection Dean Wade, who became the fourth Wildcat to earn All-Big 12 First-Team honors in 2018 and just the second to do so in back-to-back seasons. Wade is one of just three players to rank in the school's Top 10 in both career scoring (1,510) and rebounding (685). He was instrumental in the progress of Makol Mawien, who has started all 103 games in his K-State career and emerged as one of the top big men in the Big 12.

Korn was also key in the growth of All-Big 12 selections

Wesley Iwundu and D.J. Johnson during his first season as an assistant coach in 2016-17. Iwundu, who was twice named Third Team All-Big 12, became the first Wildcat since 2008 to be taken in the NBA Draft when he was selected with 33rd overall pick by the Orlando Magic. Johnson, an honorable mention all-league selection, broke the career field goal percentage record at 59.5 percent, while setting the single-season mark for the second consecutive season at 62.3 percent in 2016-17.

Korn spent one season on Bruce Weber's inaugural staff at K-State as Director of Operations in 2012-13, helping the Wildcats to a 27-8 overall record and their first-ever Big 12 regular-season title. It was the school's first conference title since 1977, while the 27 wins

rated second-most in school history.

Overall, he has 15 years of Division I experience, which includes time at his alma mater – Southern Illinois (2004-12).

Korn has extensive ties to Weber after playing his first four years (1999-2003) for him at Southern Illinois. He redshirted in 1999-2000 before playing the next three years for Weber. He concluded his playing career for (current Purdue head coach) Matt Painter in 2003-04 before spending the next eight years (2004-12) at SIU as an assistant for then-Saluki head coach and current K-State associate head coach Chris Lowery.

Korn returned to Manhattan in May 2016 after three seasons at Missouri State, where he served as an assistant coach to then-head coach Paul Lusk from 2013-16. At MSU, he helped the



Bears to 44 wins, including a 20-win season and a trip to the CollegiateInsider.com Tournament in 2013-14.

Korn helped mentor a number of All-Missouri Valley honorees during his stay at Missouri State, including 2014 All-MVC Second-Team selection Jarmar Gulley and 2016 MVC Newcomer of the Year Dequon Miller. In addition, he coached three MVC All-Freshman Team honorees in Austin Ruder in 2014 and Obediah Church and Jarred Dixon in 2016 as well as two Most Improved Team members (Dorrian Williams in 2015 and Chris Kendrix in 2016).

Prior to his first stint at K-State, Korn spent eight years (2004-12) at Southern Illinois, including his final six years as a full-time assistant under Lowery. He helped the Salukis post a 145-116 (.556) overall record with four postseason appearances,

two Missouri Valley Conference championships and one State Farm Missouri Valley Conference Tournament title. The squad won 20 or more games and advanced to the NCAA Tournament on three occasions (2005, 2006, 2007) during his tenure as an assistant coach, including a 2007 trip to the Sweet 16. He was a graduate assistant at SIU his first two years before being elevated to a full-time assistant coach on Jan. 31, 2006.

A native of Plano, Illinois, Korn helped the Salukis through one of their greatest periods of success from 1999 to 2004. The squad went from 16 wins his redshirt-freshman season to three consecutive NCAA Tournament appearances under Weber and Painter. He was also a part of three Missouri Valley regular season championships as a player.

The 6-foot-9 forward saw action in 121 games in his career, averaging 5.2 points and 2.3 rebounds in 14.5 minutes per game. As a senior, he averaged 9.7 points on 41 percent shooting with four rebounds and 1.9 assists in helping SIU to 25 wins and a 17-1 mark in MVC play. He was named to the league's Most Improved Team.

Korn earned a bachelor's degree in Marketing from Southern Illinois in 2004 and his master's degree in Administrative Studies from Missouri State in 2016. He resides in Cape Girardeau with his wife, Kristin, and daughters Brielyn and Ashtyn.



■ The Korn File

Experience:

16th Year (First at SEMO)

Hometown:

Plano, Ill.

Birthdate:

August 22, 1981

Alma Mater:

Southern Illinois, 2004

Education:

B.A. Marketing (Southern Illinois)
Master's Administrative Studies (Missouri State)

Date Hired:

March 23, 2020

Family:

Wife - Kristin
Children - Brielyn, Ashtyn

Playing Experience:

Southern Illinois, 1999-04

Coaching Experience:

Southern Illinois, Graduate Asst., 2004-06
Southern Illinois, Assistant Coach, 2006-12
Kansas State, Dir. of Operations, 2012-13
Missouri State, Assistant Coach, 2013-16
Kansas State, Assistant Coach, 2016-20
Southeast Missouri, 2020-pr.





2020-21 Statistics

RECORD:	OVERALL	HOME	AWAY	NEUTRAL
ALL GAMES	8-14	6-5	1-9	1-0
CONFERENCE	6-10	5-4	1-6	0-0
NON-CONFERENCE	2-4	1-1	0-3	1-0

#	Player	gp-gs	min	avg	Total		3-Point		F-Throw		Rebounds				pf	dq	a	to	blk	stl	pts	avg
					fg-fga	fg%	3fg-fga	3fg%	ft-fa	ft%	off	def	tot	avg								
05	HARRIS, Chris	21-21	623	29.7	74-216	.343	29-109	.266	79-106	.745	5	42	47	2.2	41	1	56	52	2	18	256	12.2
03	REED, JR., Eric	22-17	622	28.3	78-162	.481	45-97	.464	19-32	.594	17	32	49	2.2	38	0	24	28	2	13	220	10.0
31	TAYLOR, Nolan	17-15	328	19.3	59-104	.567	0-0	.000	39-62	.629	24	49	73	4.3	42	0	16	16	2	5	157	9.2
11	NICHOLAS, DQ	22-22	651	29.6	61-158	.386	11-47	.234	65-92	.707	13	90	103	4.7	55	2	67	69	2	27	198	9.0
21	AKENTEN, Nana	22-19	593	27.0	65-170	.382	40-117	.342	21-28	.750	22	103	125	5.7	51	2	24	41	8	31	191	8.7
02	LOVE, Jordan	20-0	386	19.3	41-102	.402	10-28	.357	28-48	.583	11	40	51	2.6	16	0	37	22	4	23	120	6.0
10	PATTERSON, Manny	17-7	215	12.6	36-65	.554	0-0	.000	25-35	.714	13	34	47	2.8	41	1	6	23	15	1	97	5.7
44	AGNEW, Darrious	13-0	128	9.8	17-37	.459	2-3	.667	18-33	.545	14	14	28	2.2	17	0	3	8	3	3	54	4.2
25	RUSSELL, Nygal	22-7	427	19.4	27-84	.321	6-36	.167	13-29	.448	23	62	85	3.9	49	2	19	26	3	23	73	3.3
33	BRANSON, Dylan	22-2	340	15.5	22-39	.564	12-21	.571	10-11	.909	16	37	53	2.4	41	2	29	35	3	7	66	3.0
14	JOHNSON, Nate	20-0	181	9.1	21-36	.583	0-0	.000	8-20	.400	17	28	45	2.3	27	0	6	13	9	3	50	2.5
13	LONG, Parker	10-0	49	4.9	2-4	.500	2-3	.667	0-0	.000	2	3	5	0.5	3	0	1	2	0	1	6	0.6
12	MORRISON, Evan	3-0	7	2.3	0-5	.000	0-2	.000	0-0	.000	1	1	2	0.7	0	0	0	0	0	0	0	0.0
Team											31	30	61				7					
Total.....		22	4550		503-1182	.426	157-463	.339	325-496	.655	209	565	774	35.2	421	10	288	342	53	155	1488	67.6
Opponents.....		22	4550		543-1189	.457	153-431	.355	326-463	.704	161	556	717	32.6	420	-	299	308	72	158	1565	71.1

TEAM STATISTICS	SEMO	OPP	Date	Opponent	Score	Att.
SCORING	1488	1565	11-28-20	vs Kansas City	W 71-66	175
Points per game	67.6	71.1	12-02-20	SOUTHERN ILLINOIS	Lot 79-87	740
Scoring margin	-3.5	-	12-07-20	LIPSCOMB	W 82-77	580
FIELD GOALS-ATT	503-1182	543-1189	12-09-20	at Lipscomb	Lot 74-80	488
Field goal pct	.426	.457	12-15-20	at Evansville	Lot 63-66	0
3 POINT FG-ATT	157-463	153-431	* 12-18-20	UT MARTIN	L 67-69	748
3-point FG pct	.339	.355	12-22-20	at Indiana St.	L 66-72	100
3-pt FG made per game	7.1	7.0	* 12-30-20	at Tennessee Tech	L 63-72	430
FREE THROWS-ATT	325-496	326-463	* 01-02-21	TENNESSEE STATE	Wo2 83-79	760
Free throw pct	.655	.704	* 01-07-21	at Belmont	L 66-77	271
F-Throws made per game	14.8	14.8	* 01-16-21	MOREHEAD STATE	L 50-64	799
REBOUNDS	774	717	* 01-19-21	at Tennessee St.	W 63-59	231
Rebounds per game	35.2	32.6	* 01-21-21	at Morehead State	L 65-76	775
Rebounding margin	+2.6	-	* 01-26-21	at UT Martin	L 66-69	267
ASSISTS	288	299	* 01-28-21	SIUE	W 64-62	723
Assists per game	13.1	13.6	* 01-30-21	EASTERN ILLINOIS	W 75-44	842
TURNOVERS	342	308	* 02-01-21	MURRAY STATE	L 60-77	690
Turnovers per game	15.5	14.0	* 02-04-21	TENNESSEE TECH	W 68-64	642
Turnover margin	-1.5	-	* 02-06-21	JACKSONVILLE STATE	L 54-66	720
Assist/turnover ratio	0.8	1.0	* 02-12-21	at Murray St.	L 60-80	1252
STEALS	155	158	* 02-13-21	at Austin Peay	L 63-78	494
Steals per game	7.0	7.2	* 02-16-21	AUSTIN PEAY	Wot 86-81	279
BLOCKS	53	72				
Blocks per game	2.4	3.3				
ATTENDANCE	7523	4483				
Home games-Avg/Game	11-684	10-431				
Neutral site-Avg/Game	-	1-175				

* = Conference game

! = Negro Baseball League Museum Tip-Off Classic (Kansas City, Mo.)

Score by Periods	1st	2nd	OT	OT2	Totals
Southeast Missouri	660	772	45	11	1488
Opponents	722	779	57	7	1565



2020-21 OVC Statistics

RECORD:	OVERALL	HOME	AWAY	NEUTRAL
ALL GAMES	6-10	5-4	1-6	0-0
CONFERENCE	6-10	5-4	1-6	0-0
NON-CONFERENCE	0-0	0-0	0-0	0-0

#	Player	gp-gs	min	avg	Total		3-Point		F-Throw		Rebounds				pf	dq	a	to	blk	stl	pts	avg
					fg-fga	fg%	3fg-fga	3fg%	ft-fa	ft%	off	def	tot	avg								
05	HARRIS, Chris	15-15	440	29.3	43-141	.305	17-75	.227	60-73	.822	2	31	33	2.2	28	0	42	34	2	16	163	10.9
03	REED, JR., Eric	16-15	458	28.6	54-121	.446	33-76	.434	16-26	.615	8	24	32	2.0	22	0	22	22	1	9	157	9.8
11	NICHOLAS, DQ	16-16	481	30.1	44-109	.404	9-35	.257	46-67	.687	11	72	83	5.2	32	0	52	47	1	19	143	8.9
21	AKENTEN, Nana	16-15	430	26.9	47-127	.370	28-89	.315	15-19	.789	13	78	91	5.7	33	0	18	29	3	24	137	8.6
31	TAYLOR, Nolan	11-9	186	16.9	33-57	.579	0-0	.000	19-34	.559	11	21	32	2.9	26	0	7	11	0	3	85	7.7
02	LOVE, Jordan	14-0	247	17.6	31-72	.431	9-24	.375	21-31	.677	9	25	34	2.4	10	0	22	16	3	15	92	6.6
10	PATTERSON, Manny	16-7	206	12.9	34-62	.548	0-0	.000	24-33	.727	13	32	45	2.8	38	1	6	21	15	1	92	5.8
44	AGNEW, Darrious	12-0	116	9.7	16-35	.457	2-3	.667	18-33	.545	14	12	26	2.2	15	0	3	8	2	2	52	4.3
33	BRANSON, Dylan	16-2	275	17.2	16-30	.533	8-15	.533	7-7	1.000	14	31	45	2.8	30	2	22	27	3	6	47	2.9
25	RUSSELL, Nygal	16-1	265	16.6	19-56	.339	3-23	.130	4-14	.286	14	32	46	2.9	30	0	15	15	0	16	45	2.8
14	JOHNSON, Nate	14-0	115	8.2	14-24	.583	0-0	.000	6-17	.353	8	18	26	1.9	19	0	2	11	6	3	34	2.4
13	LONG, Parker	10-0	49	4.9	2-4	.500	2-3	.667	0-0	.000	2	3	5	0.5	3	0	1	2	0	1	6	0.6
12	MORRISON, Evan	3-0	7	2.3	0-5	.000	0-2	.000	0-0	.000	1	1	2	0.7	0	0	0	0	0	0	0	0.0
Team											21	24	45					6				
Total.....		16	3275		353-843	.419	111-345	.322	236-354	.667	141	404	545	34.1	286	3	212	249	36	115	1053	65.8
Opponents.....		16	3275		399-873	.457	109-315	.346	210-310	.677	132	404	536	33.5	297	-	218	235	53	122	1117	69.8

TEAM STATISTICS	SEMO	OPP
SCORING	1053	1117
Points per game	65.8	69.8
Scoring margin	-4.0	-
FIELD GOALS-ATT	353-843	399-873
Field goal pct	.419	.457
3 POINT FG-ATT	111-345	109-315
3-point FG pct	.322	.346
3-pt FG made per game	6.9	6.8
FREE THROWS-ATT	236-354	210-310
Free throw pct	.667	.677
F-Throws made per game	14.8	13.1
REBOUNDS	545	536
Rebounds per game	34.1	33.5
Rebounding margin	+0.6	-
ASSISTS	212	218
Assists per game	13.3	13.6
TURNOVERS	249	235
Turnovers per game	15.6	14.7
Turnover margin	-0.9	-
Assist/turnover ratio	0.9	0.9
STEALS	115	122
Steals per game	7.2	7.6
BLOCKS	36	53
Blocks per game	2.3	3.3
ATTENDANCE	6203	3720
Home games-Avg/Game	9-689	7-531
Neutral site-Avg/Game	-	0-0

Date	Opponent	Score	Att.
* 12-18-20	UT MARTIN	L 67-69	748
* 12-30-20	at Tennessee Tech	L 63-72	430
* 01-02-21	TENNESSEE STATE	Wo2 83-79	760
* 01-07-21	at Belmont	L 66-77	271
* 01-16-21	MOREHEAD STATE	L 50-64	799
* 01-19-21	at Tennessee St.	W 63-59	231
* 01-21-21	at Morehead State	L 65-76	775
* 01-26-21	at UT Martin	L 66-69	267
* 01-28-21	SIUE	W 64-62	723
* 01-30-21	EASTERN ILLINOIS	W 75-44	842
* 02-01-21	MURRAY STATE	L 60-77	690
* 02-04-21	TENNESSEE TECH	W 68-64	642
* 02-06-21	JACKSONVILLE STATE	L 54-66	720
* 02-12-21	at Murray St.	L 60-80	1252
* 02-13-21	at Austin Peay	L 63-78	494
* 02-16-21	AUSTIN PEAY	Wot 86-81	279

* = Conference game

! = Negro Baseball League Museum Tip-Off Classic (Kansas City, Mo.)

Score by Periods	1st	2nd	OT	OT2	Totals
Southeast Missouri	481	542	19	11	1053
Opponents	537	559	14	7	1117



SOUTHEAST MISSOURI BASKETBALL NOTES // EASTERN KENTUCKY

Comparison Game-by-Game (SEMO/Opponent)

Opponent	1st	2nd	Score	Mar	Total FG	FG Pct	3-Pointers	3FG Pct	Free Throws	FT Pct	Rebounds (Mar)	Assist	T/Over	Block	Steal	Fouls
Kansas City	37/31	34/35	71-66	+5	20-41/24-52	.488/.462	10-23/4-13	.435/.308	21-35/14-23	.600/.609	31/32 (1)	12/13	17/17	5/2	11/13	22/25
Southern Illinois	31/29	40/42	79-87	(8)	31-74/25-58	.419/.431	6-19/9-21	.316/.429	11-21/28-35	.524/.800	50/37 +13	21/13	13/9	7/7	6/5	28/18
Lipscomb	39/37	43/40	82-77	+5	30-62/28-51	.484/.549	10-26/10-22	.385/.455	12-16/11-14	.750/.786	31/25 +6	19/22	7/13	1/2	6/1	12/16
Lipscomb	22/32	41/31	74-8	(6)	25-55/26-55	.455/.473	6-17/9-20	.353/.450	18-28/19-24	.643/.792	41/25 +16	8/15	21/10	3/3	7/7	22/24
Evansville	26/24	30/32	63-66	(3)	23-55/21-54	.418/.389	8-16/8-23	.500/.348	9-15/16-22	.600/.727	41/32 +9	9/8	16/9	0/4	4/4	24/17
UT Martin	31/31	36/38	67-69	(2)	23-51/25-57	.451/.439	9-27/7-17	.333/.412	12-19/12-17	.632/.706	32/33 (1)	17/12	11/9	3/2	5/6	18/17
Indiana State	24/32	42/40	66-72	(6)	21-52/20-46	.404/.435	6-17/4-17	.353/.235	18-27/28-35	.667/.800	35/30 +5	7/10	19/15	1/1	6/6	27/23
Tennessee Tech	23/38	40/34	63-72	(9)	24-54/25-52	.444/.481	7-20/6-23	.350/.261	8-14/16-25	.571/.640	30/35 (5)	16/16	19/17	1/4	5/12	19/18
Tennessee State	31/28	35/38	83-79	+4	19-53/25-54	.358/.463	5-21/7-18	.238/.389	40-51/22-28	.784/.786	31/40 (9)	10/16	17/25	5/4	14/5	26/36
Belmont	35/33	31/44	66-77	(11)	24-62/30-62	.387/.484	7-24/4-20	.292/.200	11-15/13-21	.733/.619	41/36 +5	14/17	15/11	4/6	7/7	18/8
Morehead State	31/31	19/33	50-64	(14)	18-44/23-50	.409/.460	9-22/6-16	.409/.375	5-11/12-19	.455/.632	32/31 +1	13/8	19/12	4/2	5/8	18/16
Tennessee State	35/30	28/29	63-59	+4	17-46/22-56	.370/.393	6-22/1-13	.273/.077	23-35/14-25	.657/.560	36/40 (4)	9/9	15/14	3/1	7/6	23/23
Morehead State	29/34	36/42	65-76	(11)	20-54/25-48	.370/.521	7-28/7-14	.250/.500	18-28/19-35	.667/.543	35/33 +2	13/16	10/11	0/5	5/5	25/17
UT Martin	32/32	34/37	66-69	(3)	24-49/25-50	.490/.500	8-23/10-18	.348/.556	10-17/9-11	.588/.818	30/23 +7	17/15	15/14	0/1	5/10	13/17
SIU Edwardsville	27/34	37/28	64-62	+2	20-55/24-51	.364/.471	7-21/4-16	.333/.250	17-32/10-15	.531/.667	37/38 (1)	13/11	14/21	1/4	13/4	17/25
Eastern Illinois	38/20	37/24	75-44	+31	27-57/14-53	.474/.264	6-18/9-33	.333/.273	15-20/7-11	.750/.636	50/25 +25	17/8	15/15	0/2	11/9	15/15
Murray State	24-36	36/41	60-77	(17)	21-48/30-59	.438/.508	8-23/12-22	.348/.545	10-13/5-8	.769/.625	26/32 (6)	14/20	13/8	5/3	2/8	8/13
Tennessee Tech	26/39	42/25	68-64	+4	22-45/22-53	.489/.415	6-15/7-18	.400/.389	18-19/13-17	.947/.765	25/32 (7)	17/14	18/15	2/2	5/8	17/15
Jacksonville State	29/28	25/38	54-66	(12)	17-51/26-58	.333/.448	7-19/4-25	.368/.160	13-26/10-16	.500/.625	32/44 (12)	7/13	12/15	0/8	4/4	18/25
Murray State	30/42	30/38	60-80	(20)	23-58/31-53	.397/.585	6-22/9-19	.273/.474	8-13/9-14	.615/.643	34/30 +4	8/16	14/14	2/2	2/5	10/12
Austin Peay	27/42	36/36	63-78	(15)	25-56/27-57	.446/.474	6-19/7-22	.316/.318	7-9/17-24	.778/.708	34/32 +2	12/11	21/13	1/3	7/12	20/16
Austin Peay	33/39	40/34	86-81	+5	29-60/25-60	.483/.417	7-21/9-21	.333/.429	21-33/22-24	.636/.917	40/32 +8	15/16	21/21	5/4	13/13	21/24
Eastern Kentucky																
Eastern Kentucky																
Eastern Illinois																
SIU Edwardsville																

Points in the Paint, Second Chance Points, Points Off Turnovers, Fastbreak Points, Bench Points

Opponent	W/L	POINTS IN THE PAINT		2ND CHANCE POINTS		POINTS OFF TURNOVERS		FAST BREAK POINTS		BENCH POINTS	
		SEMO	OPP.	SEMO	OPP.	SEMO	OPP.	SEMO	OPP.	SEMO	OPP.
Kansas City	W	16	40	6	8	21	16	8	12	21	10
Southern Illinois	L	38	32	17	2	10	15	6	4	26	17
Lipscomb	W	28	32	12	1	23	7	4	2	23	8
Lipscomb	L	32	34	17	2	17	30	0	6	17	18
Evansville	L	24	20	12	7	13	12	8	9	28	14
UT Martin	L	20	26	12	7	12	8	8	2	21	11
Indiana State	L	30	24	12	7	15	18	6	18	26	19
Tennessee Tech	L	30	38	5	12	6	19	6	14	14	22
Tennessee State	W	20	32	13	10	32	24	0	2	12	33
Belmont	L	30	46	9	6	7	19	6	12	29	17
Morehead State	L	18	30	5	10	2	22	0	2	17	10
Tennessee State	W	20	36	8	13	9	9	2	13	17	4
Morehead State	L	26	30	4	4	8	9	3	6	12	18
UT Martin	L	30	22	7	4	12	19	12	13	23	17
SIU Edwardsville	W	24	30	10	9	15	8	4	12	22	20
Eastern Illinois	W	32	2	17	3	20	6	12	0	27	15
Murray State	L	20	28	2	15	6	15	0	6	17	13
Tennessee Tech	W	24	20	5	5	15	18	0	6	24	23
Jacksonville State	L	18	34	3	5	21	11	4	6	18	22
Murray State	L	28	26	8	5	10	15	5	17	37	19
Austin Peay	L	32	36	10	18	11	22	10	23	15	11
Austin Peay	W	34	26	10	15	20	27	10	6	24	10
Eastern Kentucky											
Eastern Kentucky											
Eastern Illinois											
SIU Edwardsville											



Game-by-Game Leaders

Opponent	W/L	Score	Points	Rebounds	Assists	Blocks	Steals
Kansas City	W	71-66	Harris - 18	Taylor, Russell - 7	Harris - 4	Russell - 2	Love - 4
Southern Illinois	L	79-87 ^{OT}	Reed, Jr. -17	Russell - 11	Harris - 5	Johnson, Akenten - 2	Russell - 2
Lipscomb	W	92-77	Harris, Reed, Jr. - 19	Taylor - 8	Taylor, Nicholas - 5	Taylor - 1	Nicholas - 3
Lipscomb	L	74-80 ^{OT}	Harris - 21	Russell - 8	Akenten, Love - 2	Taylor, Nicholas, Akenten - 1	Russell, Love - 2
Evansville	L	63-66 ^{OT}	Reed, Jr. - 16	Taylor - 9	Nicholas - 4	-	Nicholas, Russell, Reed, Jr., Love - 1
UT Martin	L	67-69	Harris - 23	Nicholas - 6	Russell - 6	Nicholas, Reed, Jr., Johnson - 1	Nicholas - 2
Indiana State	L	66-72	Harris - 16	Taylor, Harris - 6	Harris - 2	Agnew - 1	Nicholas, Akenten - 2
Tennessee Tech	L	63-72	Reed, Jr. - 14	Akenten - 9	Nicholas - 8	Branson - 1	Love - 2
Tennessee State	W	83-79 ^{2OT}	Nicholas - 21	Nicholas - 7	Nicholas - 5	Patterson, Harris - 2	Nicholas, Reed, Jr. - 3
Belmont	L	66-77	Akenten - 20	Akenten - 11	Love - 6	Patterson - 2	Akenten, Russell - 2
Morehead State	L	50-64	Akenten - 14	Akenten - 5	Taylor, Reed, Jr., Harris - 3	Patterson - 3	Harris - 2
Tennessee State	W	63-59	Harris - 17	Nicholas - 7	Harris - 3	Patterson - 3	Love, Nicholas - 2
Morehead State	L	65-76	Nicholas - 17	Akenten - 8	Reed, Jr., Nicholas - 3	-	Akenten, Russell - 2
UT Martin	L	66-69	Akenten - 18	Nicholas - 9	Nicholas - 6	-	Love - 2
SIU Edwardsville	W	64-62	Akenten - 10	Nicholas - 7	Branson, Harris - 3	Love - 1	Russell - 6
Eastern Illinois	W	75-44	Akenten - 13	Nicholas - 8	Harris, Nicholas - 5	-	Akenten, Harris - 5
Murray State	L	60-77	Reed, Jr. - 12	Nicholas - 9	Branson - 4	Johnson - 3	Harris, Nicholas - 1
Tennessee Tech	W	68-64	Patterson - 22	Patterson - 6	Harris - 5	Patterson, Johnson - 1	Reed, Jr. - 3
Jacksonville State	L	54-66	Nicholas - 13	Akenten - 6	Love - 2	-	Akenten - 2
Murray State	L	60-80	Love - 11	Love, Agnew - 5	Nicholas - 3	Love, Branson - 1	Love - 3
Austin Peay	L	63-78	Reed, Jr. - 21	Russell - 7	Nicholas, Russell - 3	Akenten - 1	Nicholas - 2
Austin Peay	W	86-81 ^{OT}	Reed, Jr. - 22	Akenten - 8	Harris - 6	Patterson - 4	Akenten - 4
Eastern Kentucky							
Eastern Kentucky							
Eastern Illinois							
SIU Edwardsville							

Game-by-Game Starters

Opponent	W/L	Score	Guard	Guard	Guard	Guard	Forward	First Man Off the Bench
Kansas City	W	71-66	Nicholas	Harris	Reed, Jr.	Russell	Taylor	Akenten, 17 pts., 6 reb., 3 steals, 2 blocks, 32 min.
Southern Illinois	L	79-87 ^{OT}	Nicholas	Harris	Reed, Jr.	Russell	Taylor	Johnson, 6 pts., 3 reb., 2 blocks, 14 min.
Lipscomb	W	82-77	Nicholas	Harris	Akenten	Russell	Taylor	Reed, Jr., 19 pts., 23 min.
Lipscomb	L	74-80 ^{OT}	Nicholas	Harris	Akenten	Russell	Taylor	Reed, Jr., 5 pts., 3 reb., 30 min.
Evansville	L	63-66 ^{OT}	Nicholas	Harris	Akenten	Russell	Taylor	Johnson, 6 pts., 3 reb., 14 min.
UT Martin	L	67-69	Nicholas	Harris	Akenten	Russell	Taylor	Reed, Jr., 10 pts., 27 min.
Indiana State	L	66-72	Nicholas	Harris	Akenten	Russell	Taylor	Reed, Jr., 6 pts., 3 reb., 25 min.
Tennessee Tech	L	63-72	Nicholas	Harris	Akenten	Reed, Jr.	Taylor	Russell, 5 pts., 1 reb., 16 min.
Tennessee State	W	83-79 ^{2OT}	Nicholas	Harris	Akenten	Reed, Jr.	Taylor	Patterson, 5 pts., 3 reb., 2 blocks, 11 min.
Belmont	L	66-77	Nicholas	Branson	Akenten	Reed, Jr.	Taylor	Russell, 3 pts., 6 reb., 27 min.
Morehead State	L	50-64	Nicholas	Harris	Akenten	Reed, Jr.	Taylor	Patterson, 2 pts., 4 reb., 3 blocks, 11 min.
Tennessee State	W	63-59	Nicholas	Harris	Akenten	Reed, Jr.	Taylor	Branson, 2 pts., 5 reb., 20 min.
Morehead State	L	65-76	Nicholas	Harris	Akenten	Reed, Jr.	Taylor	Branson, 2 pts., 2 reb., 13 min.
UT Martin	L	66-69	Nicholas	Harris	Akenten	Reed, Jr.	Taylor	Patterson, 4 min.
SIU Edwardsville	W	64-62	Nicholas	Harris	Akenten	Reed, Jr.	Taylor	Patterson, 4 pts., 2 reb., 12 min.
Eastern Illinois	W	75-44	Nicholas	Harris	Akenten	Reed, Jr.	Patterson	Johnson 7 pts., 3 reb., 14 min.
Murray State	L	60-77	Nicholas	Harris	Akenten	Reed, Jr.	Patterson	Branson, 3 reb., 4 assists, 20 min.
Tennessee Tech	W	68-64	Nicholas	Harris	Akenten	Reed, Jr.	Patterson	Love, 14 pts., 2 reb., 21 min.
Jacksonville State	L	54-66	Nicholas	Harris	Akenten	Reed, Jr.	Patterson	Love, 8 pts., 2 assists, 23 min.
Murray State	L	60-80	Nicholas	Harris	Akenten	Reed, Jr.	Patterson	Love, 11 pts., 5 reb., 3 steals, 21 min.
Austin Peay	L	63-78	Nicholas	Harris	Akenten	Reed, Jr.	Patterson	Branson, 2 steals, 5 min.
Austin Peay	W	86-81 ^{OT}	Nicholas	Harris	Akenten	Reed, Jr.	Patterson	Branson, 6 pts., 4 reb., 2 assists, 27 min.
Eastern Kentucky								
Eastern Kentucky								
Eastern Illinois								
SIU Edwardsville								

Starting Lineup Combinations

Record	Guard	Guard	Guard	Guard	Forward
1-1	Nicholas	Harris	Reed, Jr.	Russell	Taylor
1-4	Nicholas	Harris	Akenten	Russell	Taylor
3-4	Nicholas	Harris	Akenten	Reed, Jr.	Taylor
0-1	Nicholas	Branson	Akenten	Reed, Jr.	Taylor
3-4	Nicholas	Harris	Akenten	Reed, Jr.	Patterson



SOUTHEAST MISSOURI BASKETBALL NOTES // EASTERN KENTUCKY

	Score	FG-A	Pct.	3FG-A	Pct.	FT-A	Pct.	OFF	DEF	Total	F	A	TO	B	S
Southeast Missouri	W, 71-66	20-41	.488	10-23	.435	21-35	.600	3	28	31	22	12	17	5	11
Kansas City		24-52	.462	4-13	.308	14-23	.609	7	25	32	25	13	17	2	13
Southeast Missouri	L, 79-87 OT	31-74	.419	6-19	.316	11-21	.524	18	32	50	28	21	13	7	6
Southern Illinois		25-58	.431	9-21	.429	28-35	.800	4	33	37	18	13	9	7	5
Southeast Missouri	W, 82-77	30-62	.484	10-26	.385	12-16	.750	11	20	31	12	19	7	1	6
Lipscomb		28-51	.549	10-22	.455	11-14	.786	4	21	25	16	22	13	2	1
Southeast Missouri	L, 74-80 OT	25-55	.455	6-17	.353	18-28	.643	15	26	41	22	8	21	3	7
Lipscomb		26-55	.473	9-20	.450	19-24	.792	3	22	25	24	15	10	3	7
Southeast Missouri	L, 63-66 OT	23-55	.418	8-16	.500	9-15	.600	10	31	41	24	9	16	0	4
Evansville		21-54	.389	8-23	.348	16-22	.727	5	27	32	17	8	9	4	4
Southeast Missouri	L, 67-69	23-51	.451	9-27	.333	12-19	.632	6	26	32	18	17	11	3	5
UT Martin		25-57	.439	7-17	.412	12-17	.706	8	25	33	17	12	9	2	6
Southeast Missouri	L, 66-72	21-52	.404	6-17	.353	18-27	.667	11	24	35	27	7	19	1	6
Indiana State		20-46	.435	4-17	.235	28-35	.800	6	24	30	23	10	15	1	6
Southeast Missouri	L, 63-72	24-54	.444	7-20	.350	8-14	.571	6	24	30	19	16	19	1	5
Tennessee Tech		25-52	.481	6-23	.261	16-25	.640	8	27	35	18	16	17	4	12
Southeast Missouri	W, 83-79 2OT	19-53	.358	5-21	.238	40-51	.784	9	22	31	26	10	17	5	14
Tennessee State		25-54	.463	7-18	.389	22-28	.786	9	31	40	36	16	25	4	5
Southeast Missouri	L, 66-77	24-62	.387	7-24	.292	11-15	.733	12	29	41	18	14	15	4	7
Belmont		30-62	.484	4-20	.200	13-21	.619	9	27	36	8	17	11	6	7
Southeast Missouri	L, 50-64	18-44	.409	9-22	.409	5-11	.455	6	26	32	18	13	19	4	5
Morehead State		23-50	.460	6-16	.375	12-19	.632	7	24	31	16	8	12	2	8
Southeast Missouri	W, 63-59	17-46	.370	6-22	.273	23-35	.657	8	28	36	23	9	15	3	7
Tennessee State		22-56	.393	1-13	.077	14-25	.560	12	28	40	23	9	14	1	6
Southeast Missouri	L, 65-76	20-54	.370	7-28	.250	18-27	.667	7	28	35	25	13	10	0	5
Morehead State		25-48	.521	7-14	.500	19-35	.543	4	29	33	17	16	11	5	5
Southeast Missouri	L, 66-69	24-49	.490	8-23	.348	10-17	.588	7	23	30	13	17	15	0	5
UT Martin		25-50	.500	10-18	.556	9-11	.818	3	20	23	17	15	14	1	10
Southeast Missouri	W, 64-62	20-55	.364	7-21	.333	17-32	.531	12	25	37	17	13	14	1	13
SIU Edwardsville		24-51	.471	4-16	.250	10-15	.667	6	32	38	25	11	21	4	4
Southeast Missouri	W, 75-44	27-57	.474	6-18	.333	15-20	.750	16	34	50	15	17	15	0	11
Eastern Illinois		14-53	.264	9-33	.273	7-11	.636	8	17	25	15	8	15	2	9
Southeast Missouri	L, 60-77	21-48	.438	8-23	.348	10-13	.769	6	20	26	8	14	13	5	2
Murray State		30-59	.508	12-22	.545	5-8	.625	10	22	32	13	20	8	3	8
Southeast Missouri	W, 68-64	22-45	.489	6-15	.400	18-19	.947	4	21	25	17	17	18	2	5
Tennessee Tech		22-53	.415	7-18	.389	13-17	.765	12	20	32	15	14	15	2	8
Southeast Missouri	L, 54-66	17-51	.333	7-19	.368	13-26	.500	7	25	32	18	7	12	0	4
Jacksonville State		26-58	.448	4-25	.160	10-16	.625	11	33	44	25	13	15	8	4
Southeast Missouri	L, 60-80	23-58	.397	6-22	.273	8-13	.615	10	24	34	10	8	14	2	7
Murray State		31-53	.585	9-19	.474	9-14	.643	3	27	30	12	16	14	2	5
Southeast Missouri	L, 63-78	25-56	.446	6-19	.316	7-9	.778	9	25	34	20	12	21	1	7
Austin Peay		27-57	.474	7-22	.318	17-24	.708	9	23	32	16	11	13	3	12
Southeast Missouri	W, 86-81 OT	29-60	.483	7-21	.333	21-33	.636	16	24	40	21	15	21	5	13
Austin Peay		25-60	.417	9-21	.429	22-24	.917	13	19	32	24	16	21	4	13
Southeast Missouri															
Eastern Kentucky															
Southeast Missouri															
Eastern Kentucky															
Southeast Missouri															
Eastern Illinois															
Southeast Missouri															
SIU Edwardsville															



2020-21 Game-by-Game Leaders Summary (# of Games)

Points

Erick Reed, Jr.	7
Chris Harris	6
Nana Akenten	5
DQ Nicholas	3
Manny Patterson	1
Jordan Love	1

Rebounds

DQ Nicholas	7
Nana Akenten	6
Nolan Taylor	4
Nygal Russell	4
Chris Harris	2
Manny Patterson	1
Jordan Love	1

Assists

DQ Nicholas	9
Chris Harris	9
Jordan Love	3
Nolan Taylor	2
Eric Reed, Jr.	2
Dylan Branson	2
Nygal Russell	2
Nana Akenten	1

Blocks

Manny Patterson	6
Nate Johnson	4
Nana Akenten	4
Nolan Taylor	2
DQ Nicholas	2
Dylan Branson	2
Jordan Love	2
Eric Reed, Jr.	1
Nygal Russell	1
Darrious Agnew	1
Chris Harris	1

Steals

DQ Nicholas	8
Jordan Love	7
Nygal Russell	6
Nana Akenten	6
Eric Reed, Jr.	3
Chris Harris	2
Dylan Branson	1

Dunks (# for 2020-21 Season)

Nana Akenten	5
Nygal Russell	4
Nate Johnson	2
Jordan Love	1

Games Played/Started

	2020-21	Career
Nygal Russell	22/8	81/24
DQ Nicholas	22/22	52/41
Jordan Love	20/0	45/4
Darrious Agnew	13/0	35/5
Evan Morrison	3/0	20/0
Chris Harris	21/21	23/21
Nolan Taylor	17/15	17/15
Eric Reed, Jr.	22/17	22/17
Nana Akenten	22/19	22/19
Nate Johnson	20/0	20/0
Dylan Branson	22/2	22/2
Manny Patterson	17/7	17/7
Parker Long	10/0	10/0

Career Ledger

Double-Digit Point Games

	2020-21	Career
DQ Nicholas	10	19
Chris Harris	15	17
Nygal Russell	1	12
Eric Reed, Jr.	10	10
Nolan Taylor	8	8
Nana Akenten	7	7
Jordan Love	4	6
Darrious Agnew	1	4
Manny Patterson	3	3
Dylan Branson	1	1

Double-Digit Rebound Games

	2020-21	Career
Nygal Russell	1	1
Nana Akenten	1	1

20+ Point Games

	2020-21	Career
DQ Nicholas	1	4
Chris Harris	2	2
Eric Reed, Jr.	2	2
Manny Patterson	1	1
Nygal Russell	-	1

8+ Rebound Games

	2020-21	Career
Nana Akenten	4	4
DQ Nicholas	3	3
Nygal Russell	2	3
Nolan Taylor	2	2

5+ Assist Games

	2020-21	Career
Nygal Russell	1	5
DQ Nicholas	5	6
Chris Harris	4	4
Jordan Love	-	1
Nolan Taylor	1	1
Nana Akenten	1	1
Eric Reed, Jr.	1	1

3+ Steal Games

	2020-21	Career
DQ Nicholas	3	4
Nygal Russell	1	3
Jordan Love	3	3
Nana Akenten	3	3
Eric Reed, Jr.	2	2
Chris Harris	2	2

Double-Doubles

	2020-21	Career
Nana Akenten	1	1

SEMO's 2020-21 Record:

At Home	6-5
On the Road	1-9
At Neutral Sites	1-0
In Ohio Valley Conference Games	6-10
In November	1-0
In December	1-6
In January	4-4
In February	2-4
In March	0-0
Leading at the Half	5-4
Trailing at the Half	3-7
Tied at the Half	0-3
In Overtime Games	1-3
The Redhawks Score First	4-6
In 1-4 Point Games	4-3
In 5-9 Point Games	3-4
In 10-14 Point Games	0-4
In 15+ Point Games	1-3
Leading with Five Minutes Left in Regulation	5-2
Trailing with Five Minutes Left in Regulation	3-12
Tied with Five Minutes Left in Regulation	0-0
Scoring Less than 50 Points	0-0
Scoring 50-59 Points	0-2
Scoring 60-69 Points	3-10
Scoring 70-79 Points	2-2
Scoring 80-89 Points	3-0
Scoring 90-99 Points	0-0
Scoring 100 or more Points	0-0
Giving up Less Than 50 Points	1-0
Giving up 50-59 Points	1-0
Giving up 60-69 Points	3-5
Giving up 70-79 Points	2-6
Giving up 80-89 Points	1-3
Giving up 90-99 Points	0-0
Giving up 100 or more Points	0-0
Shooting 50% or Better from the Field	0-0
Shooting Less Than 50% from the Field	8-14
Opponent Shoots 50% or Better from the Field	1-4
Opponent Shoots Less Than 50% from the Field	7-10
Outshooting Opponent	4-2
Outshot by Opponent	4-12
Field Goal Percentage is Tied	0-0
Shooting 50% or Better from 3-Point Range	0-1
Shooting Less Than 50% from 3-Point Range	8-13
Opponent Shoots 50% or Better from 3-Point Range	0-3
Opponent Shoots Less Than 50% from 3-Point Range	8-11
Shooting 50% or Better from the Free Throw Line	8-13
Shooting Less Than 50% from the Free Throw Line	0-1
Opponent Shoots 50% or Better from the Free Throw Line	8-13
Opponent Shoots Less Than 50% from the Free Throw Line	0-1
Shooting More Free Throws Than Opponent	8-4
Shooting Less Free Throws Than Opponent	0-9
Free Throws are Tied	0-1
Southeast's Starters Outscore Opponent's Starters	3-0
Opponent's Starters Outscore Southeast's Starters	5-14
Starter Scoring is Tied	0-0
Bench Outscores Opponent	7-10
Opponent Bench Outscores Southeast	1-4
Bench Scoring is Tied	0-0
Bench Contributes Double Figures in Points	8-14
No Redhawk Players Score Double Figures	0-0
Two Redhawk Players Score Double Figures	0-6
3+ Redhawk Players Score Double Figures	7-6
Outrebounding an Opponent	3-10
Opponent Outrebounds Southeast	5-4
Rebounds are Tied	0-0
Getting 10+ Assists	7-9
Getting 10+ Steals	5-0
Getting 5+ Blocks	3-2
Forcing more Turnovers than Opponent	3-4
Committing more Turnovers than Opponent	2-9
Turnovers are Tied	3-1

**DARRIOUS AGNEW****44**

2020-21: Played in 13 games off the bench...Saw his first action of the season when he logged 12 minutes at Indiana State (12/22)...Made a 3-pointer at Belmont (1/7)...Averages 4.2 points per game...Scored a season-high 12 points and made a 3-pointer to send the game to overtime in the Redhawks thrilling win vs. Austin Peay (2/16).

Agnew's Game-by-Game Statistics

2020-21	FG	3P	FT	O/D	REB	E	PTS	A	TO	B	S	M
vs. Kansas City	DNP	-	-	-	-	-	-	-	-	-	-	-
Southern Illinois	DNP	-	-	-	-	-	-	-	-	-	-	-
Lipscomb	DNP	-	-	-	-	-	-	-	-	-	-	-
at Lipscomb	DNP	-	-	-	-	-	-	-	-	-	-	-
at Evansville	DNP	-	-	-	-	-	-	-	-	-	-	-
UT Martin	DNP	-	-	-	-	-	-	-	-	-	-	-
at Indiana State	1-2	0-0	0-0	0/2	2	2	2	0	0	1	1	12
at Tennessee Tech	0-1	0-0	0-0	0/0	0	0	0	0	0	0	0	3
Tennessee State	0-0	0-0	1-2	1/1	2	0	1	0	2	0	1	5
at Belmont	1-1	1-1	1-2	0/0	0	2	4	0	1	1	0	4
Morehead State	DNP	-	-	-	-	-	-	-	-	-	-	-
at Tennessee State	DNP	-	-	-	-	-	-	-	-	-	-	-
at Morehead State	DNP	-	-	-	-	-	-	-	-	-	-	-
at UT Martin	1-3	0-1	3-3	0/1	1	1	5	0	0	0	0	9
SIU Edwardsville	0-1	0-0	0-0	0/0	0	1	0	0	0	0	0	3
Eastern Illinois	1-3	0-0	4-4	2/0	2	3	6	0	2	0	0	10
Murray State	2-4	0-0	0-1	1/4	5	0	4	1	0	1	0	19
Tennessee Tech	0-1	0-0	0-0	0/0	0	0	0	0	2	0	0	2
Jacksonville State	0-1	0-0	3-4	1/2	3	2	3	1	0	0	0	6
at Murray State	3-7	0-0	2-6	2/3	5	2	8	0	1	0	0	7
at Austin Peay	4-6	0-0	1-3	4/1	5	0	9	0	0	0	1	17
Austin Peay	4-7	1-1	3-8	3/0	3	4	12	1	0	0	0	21
Eastern Kentucky												
Eastern Kentucky												
at Eastern Illinois												
at SIU Edwardsville												
Totals	17-37	2-3	18-33	14/14	28	17	54	3	8	3	3	118

* - Game Started

2020-21 Season-Highs

Points	12	vs. Austin Peay (2/16/21)
Total Rebounds	5	3x, last at Austin Peay (2/13/21)
Offensive	4	at Austin Peay (2/13/21)
Defensive	4	vs. Murray State (2/1/21)
FG Made	4	2x, last vs. Austin Peay (2/16/21)
FG Attempted	7	2x, last vs. Austin Peay (2/16/21)
3-Point FG Made	1	2x, last vs. Austin Peay (2/16/21)
3-Point FG Attempted	1	3x, last vs. Austin Peay (2/16/21)
FT Made	4	vs. Eastern Illinois (1/30/21)
FT Attempted	8	vs. Austin Peay (2/16/21)
Assists	1	3x, last vs. Austin Peay (2/16/21)
Blocks	1	4x, last at Murray State (2/12/21)
Steals	1	3x, last at Austin Peay (2/13/21)
Minutes	21	vs. Austin Peay (2/16/21)

Career-Highs

Points	17	at Youngstown State (12/15/19)
Total Rebounds	6	2x, last at Youngstown State (12/15/19)
Offensive	4	at Austin Peay (2/13/21)
Defensive	4	3x, last vs. Murray State (2/1/21)
FG Made	8	at Youngstown State (12/15/19)
FG Attempted	14	at Youngstown State (12/15/19)
3-Point FG Made	1	3x, last at Belmont (1/7/21)
3-Point FG Attempted	2	vs. Cal State Fullerton (11/27/19)
FT Made	5	at Santa Clara (11/29/19)
FT Attempted	8	vs. Austin Peay (2/16/21)
Assists	4	at Drake (12/7/19)
Blocks	1	3x, last vs. Murray State (2/1/21)
Steals	2	3x, last at Youngstown State (12/15/19)
Minutes	22	vs. Murray State (1/18/20)

Agnew's Career Statistics at Southeast Missouri

Overall																					
Season	G-GS	Min	Avg	FG-FGA	Pct	3FG-3FGA	Pct	FT-FTA	Pct	Off	Def	Tot	Avg	PF	FO	A	TO	Blk	Stl	Pts	Avg
2019-20	22-5	234	10.6	39-93	.419	2-8	.250	23-35	.657	15	31	46	2.1	35	1	10	20	0	11	103	4.7
2020-21	13-0	128	9.8	17-37	.459	2-3	.667	18-33	.545	14	14	28	2.2	17	0	3	8	3	3	54	4.2
Total	35-5	362	10.3	56-130	.431	4-11	.364	41-68	.603	29	45	74	2.1	52	1	13	28	3	14	157	4.5
Ohio Valley Conference Games Only																					
Season	G-GS	Min	Avg	FG-FGA	Pct	3FG-3FGA	Pct	FT-FTA	Pct	Off	Def	Tot	Avg	PF	FO	A	TO	Blk	Stl	Pts	Avg
2019-20	9-0	59	6.6	5-21	.238	0-1	.000	6-9	.667	3	8	11	1.2	9	1	3	4	0	2	16	1.8
2020-21	12-0	116	9.7	16-35	.457	2-3	.667	18-33	.545	14	12	26	2.2	15	0	3	8	2	2	52	4.3
Total	21-0	175	8.3	21-56	.375	2-4	.500	24-42	.571	17	20	37	1.8	24	1	6	12	2	4	68	3.2



NANA AKENTEN

21

2020-21: Ranks fifth on the team in scoring and first in rebounding with 8.7 points and 5.7 rebounds per game, respectively...Is the Redhawks best free throw shooter (.750, 21-of-28)...Ranks second on the team in 3-point field goals made (40)...Is third on the team with eight blocks...Ranks 11th in the league in rebounding, 13th in steals (1.4 spg), ninth in 3-point field goals made (1.8 per game), eighth in defensive rebounds (4.7 per game) and 26th in minutes played (27 mpg)...Made a big Southeast Missouri debut when he came off the bench to score 17 points, including 16 in the first half at Kansas City (11/28)...Shot 6-of-12 from the field and finished with a game-high four 3-pointers against the Roos...Had two assists, three steals, two blocks and made a beyond halfcourt shot in that game...Followed that up with eight points and eight rebounds vs. Southern Illinois (12/2)...Scored nine points and had seven rebounds in his first career SEMO start vs. Lipscomb (12/7)...Started 17 games...Scored double figures in six contests...Became the first Redhawk to get a double-double in 2020-21 when he scored 20 points and grabbed 11 rebounds at Belmont (1/7)...Leads the team with 31 steals...Made four 3-pointers in four games...Had a season-best five steals vs. Eastern Illinois (1/30).

Nebraska: Played in 28 games in 2018-19, averaging 4.3 points and 2.5 rebounds per game while being one of the Huskers' first subs off the bench...His two starts came against Oklahoma State and Cal State Fullerton...Ranked sixth on the team with 24 three-pointers and shot 30 percent from long range...Reached double figures three times with a career-high 19 points in 13 minutes against Mississippi Valley State in the season-opener...Made a career-high five 3-pointers in that game, one of four contests with at least three 3-pointers...Had 11 points on 4-of-6 shooting in a win over Missouri State and 11 points on 5-of-7 field goals at #9 Michigan...Scored five or more points 10 times, including three times in Big Ten Conference play...Missed Nebraska's last six games due to a suspension for violation of team rules that led to his decision to transfer on Apr. 17, 2019...Provided depth on the wing as a freshman in 2017-18...Saw action in seven games, tallying seven points and two rebounds in 21 minutes...Made 3-pointers against Marist and Delaware State...Played a season-high six minutes at #3 Michigan State.

Akenten's Game-by-Game Statistics

2020-21	FG	3P	FT	O/D	REB	E	PTS	A	TO	B	S	M
vs. Kansas City	6-12	4-9	1-2	0/6	6	2	17	2	2	2	3	32
Southern Illinois	3-7	1-4	1-2	1/7	8	5	8	1	5	2	1	32
Lipscomb*	3-10	3-6	0-0	3/4	7	1	9	0	1	0	0	29
at Lipscomb*	1-3	0-2	0-0	1/3	4	2	2	2	2	1	1	22
at Evansville*	4-6	4-4	2-2	3/2	5	3	14	0	1	0	0	28
UT Martin*	2-7	1-5	0-0	0/3	3	2	5	2	1	0	1	30
at Indiana State*	1-5	0-3	2-3	1/3	4	5	4	1	1	0	2	20
at Tennessee Tech*	3-13	2-8	0-0	1/8	9	3	8	2	3	0	0	33
Tennessee State*	1-5	0-4	4-4	0/6	6	3	6	0	3	0	2	37
at Belmont*	7-17	3-11	3-4	1/10	11	3	20	2	1	0	2	35
Morehead State*	5-9	4-7	0-1	2/3	5	2	14	0	3	1	1	28
at Tennessee State*	1-8	0-5	0-0	0/5	5	2	2	1	0	0	1	16
at Morehead State*	2-8	1-7	2-2	1/7	8	3	7	2	2	0	2	27
at UT Martin*	7-11	4-7	0-0	1/6	7	2	18	0	1	0	0	28
SIU Edwardsville*	3-7	3-4	1-2	2/2	4	3	10	1	3	0	2	26
Eastern Illinois*	5-10	3-7	0-0	1/4	5	1	13	2	3	0	5	27
Murray State*	2-7	1-5	0-0	1/1	2	1	5	1	2	0	0	22
Tennessee Tech	2-3	1-1	0-0	0/2	2	2	5	2	0	0	1	20
Jacksonville State*	1-5	1-4	1-2	1/5	6	1	4	0	2	0	2	25
at Murray State*	2-6	1-5	0-0	0/4	4	0	5	1	2	0	1	23
at Austin Peay*	2-5	2-5	0-0	0/6	6	4	6	1	1	1	0	23
Austin Peay*	2-6	1-4	4-4	2/6	8	1	9	1	2	1	4	30
Eastern Kentucky												
Eastern Kentucky												
at Eastern Illinois												
at SIU Edwardsville												
Totals	65-170	40-117	21-28	22/103	125	51	191	24	41	8	31	593


* - Game Started

2020-21 Season/Career-Highs

Points	20	at Belmont (1/7/21)
Total Rebounds	11	at Belmont (1/7/21)
Offensive	3	2x, last at Evansville (12/15/20)
Defensive	10	at Belmont (1/7/21)
FG Made	7	2x, last at UT Martin (1/26/21)
FG Attempted	17	at Belmont (1/7/21)
3-Point FG Made	4	4x, last at UT Martin (1/26/21)
3-Point FG Attempted	11	at Belmont (1/7/21)
FT Made	4	2x, last vs. Austin Peay (2/16/21)
FT Attempted	4	3x, last vs. Austin Peay (2/16/21)
Assists	2	7x, last vs. Eastern Illinois (1/30/21)
Blocks	2	2x, last vs. Southern Illinois (12/2/20)
Steals	5	vs. Eastern Illinois (1/30/21)
Minutes	37	vs. Tennessee State (1/2/21)

Akenten's Career Statistics at Southeast Missouri

Overall																			
Season	G-GS	Min	Avg	FG-FGA	Pct	3FG-3FGA	Pct	FT-FTA	Pct	Off	Def	Tot	Avg	PF	FO	A	TO	Blk	Stl
2020-21	22-19	593	27.0	65-170	.382	40-117	.342	21-28	.750	22	103	125	5.7	51	2	24	41	8	31
Ohio Valley Conference Games Only																			
Season	G-GS	Min	Avg	FG-FGA	Pct	3FG-3FGA	Pct	FT-FTA	Pct	Off	Def	Tot	Avg	PF	FO	A	TO	Blk	Stl
2020-21	16-15	430	26.9	47-127	.370	28-89	.315	15-19	.789	13	78	91	5.7	33	0	18	29	3	24
													Pts	Avg					
													191	8.7					
													137	8.6					

**DYLAN BRANSON****33**

2020-21: Saw limited action off the bench in 20 games...Made two starts...Put up double figures in the scoring column for the first time when he finished with 12 points on three 3-pointers and three free throws at Indiana State (12/22)...Scored the first points of his college career when he finished with two vs. Southern Illinois (12/2)...Also had four rebounds and dished out three assists in eight minutes against the Salukis...Played five minutes in his first career college game at Kansas City (11/28)...Had one steal against the Roos...Logged 13 minutes and scored two points at Lipscomb (12/9)...Splashed in the first 3-pointer of his career at Evansville (12/15)...Made two 3-pointers vs. Morehead State (1/16)...Grabbed a season-best five rebounds at Tennessee State (1/19)...Averages three points and 2.4 rebounds...Made a 3-pointer in seven contests...Dished out a season-high four assists vs. Murray State (2/1).

Prep: Versatile player who attended Mehlville High School where he helped turn around a program that went 9-14 his freshman year...Mehlville claimed two MSHSAA Class 5 District titles along the way...Averaged 16 points, six rebounds and six assists as a senior...Scored double figures 24 times and finished with over 20 points on six occasions that year.

Personal: Born October 21, 2001...Majoring in Social Studies...Son of Jeff and Kathleen Branson...Has four siblings, including Christian (brother), King (brother), Davion (brother) and Danielle (sister).

Branson's Game-by-Game Statistics

2020-21	FG	3P	FT	O/D	REB	E	PTS	A	TO	B	S	M
vs. Kansas City	0-0	0-0	0-0	0/0	0	1	0	0	2	0	1	5
Southern Illinois	1-3	0-1	0-0	1/3	4	3	2	3	0	0	0	8
Lipscomb	0-1	0-1	0-0	0/0	0	1	0	1	0	0	0	8
at Lipscomb	1-1	0-0	0-0	0/0	0	3	2	1	2	0	0	13
at Evansville	1-1	1-1	0-0	0/0	0	1	3	1	0	0	0	11
UT Martin	0-0	0-0	0-0	0/1	1	1	0	0	0	0	0	7
at Indiana State	3-3	3-3	3-4	1/3	4	2	12	1	4	0	0	20
at Tennessee Tech	1-1	0-0	0-0	0/0	0	1	2	1	2	1	0	11
Tennessee State	0-1	0-0	0-0	1/1	2	5	0	2	1	0	1	22
at Belmont*	0-1	0-1	3-3	2/2	4	0	3	2	1	0	0	18
Morehead State	2-3	2-2	0-0	0/4	4	1	6	0	2	0	1	19
at Tennessee State	1-2	0-0	0-0	4/1	5	3	2	1	1	0	0	20
at Morehead State	1-2	0-1	0-0	0/2	2	5	2	1	1	0	0	13
at UT Martin	1-1	1-1	0-0	1/0	1	0	3	3	0	0	0	15
SIU Edwardsville	2-4	2-2	2-2	0/4	4	1	8	3	1	0	0	23
Eastern Illinois	3-4	1-2	0-0	2/3	5	1	7	1	2	0	0	22
Murray State	0-1	0-1	0-0	1/2	3	1	0	4	3	1	0	20
Tennessee Tech*	0-1	0-0	2-2	0/5	5	1	2	1	1	0	0	20
Jacksonville State	0-0	0-0	0-0	0/3	3	2	0	1	3	0	1	13
at Murray State	2-2	2-2	0-0	0/2	2	2	6	0	1	1	0	16
at Austin Peay	0-1	0-1	0-0	0/0	0	2	0	0	5	0	2	9
Austin Peay	3-6	0-2	0-0	3/1	4	4	6	2	3	0	1	27
Eastern Kentucky												
Eastern Kentucky												
at Eastern Illinois												
at SIU Edwardsville												
Totals	22-39	12-21	10-11	16/37	53	41	66	29	35	3	7	340

* - Game Started

2020-21 Season/Career-Highs

Points	12	at Indiana State (12/22/20)
Total Rebounds	5	3x, last vs. Tennessee Tech (2/4/21)
Offensive	4	at Tennessee State (1/19/21)
Defensive	5	vs. Tennessee Tech (2/4/21)
FG Made	3	3x, last vs. Austin Peay (2/16/21)
FG Attempted	6	vs. Austin Peay (2/16/21)
3-Point FG Made	3	at Indiana State (12/22/20)
3-Point FG Attempted	3	at Indiana State (12/22/20)
FT Made	3	2x, last at Belmont (1/7/21)
FT Attempted	4	at Indiana State (12/22/20)
Assists	4	vs. Murray State (2/1/21)
Blocks	1	3x, last at Murray State (2/12/21)
Steals	1	5x, last vs. Austin Peay (2/16/21)
Minutes	27	vs. Austin Peay (2/16/21)

Branson's Career Statistics at Southeast Missouri

Season	G-GS	Min	Avg	FG-FGA	Pct	3FG-3FGA	Pct	FT-FTA	Pct	Off	Def	Tot	Avg	PF	FO	A	TO	Blk	Stl	Pts	Avg
2020-21	22-2	340	15.5	22-39	.564	12-21	.571	10-11	.909	16	37	53	2.4	41	2	29	35	3	7	66	3.0
Ohio Valley Conference Games Only																					
Season	G-GS	Min	Avg	FG-FGA	Pct	3FG-3FGA	Pct	FT-FTA	Pct	Off	Def	Tot	Avg	PF	FO	A	TO	Blk	Stl	Pts	Avg
2020-21	16-2	275	17.2	16-30	.533	8-15	.533	7-7	1.000	14	31	45	2.8	30	2	22	27	3	6	47	2.9



CHRIS HARRIS

5

2020-21: Missed one game at Belmont (1/7) due to a thumb injury...Leads the Redhawks in scoring (12.2 ppg) and is second in field goals made (74) through 21 starts...Is third on the team in 3-point field goals made (29)...Ranks 17th in the Ohio Valley Conference in scoring...Is second on the team and eighth in the conference in free throw percentage (.745)...Also ranks 13th among league foes in minutes played (29.7 mpg)...Became the first Redhawk to score 20 points this season when he dropped in 21 at Lipscomb (12/9)...Buried four 3-pointers in that game...Poured in a career-high 23 points and made the game-tying 3-pointer with eight seconds left vs. UT Martin (12/18)...Scored 19 points vs. Lipscomb (12/7)...Scored 18 points and played 35 minutes at Kansas City (11/28)...Made five free throws, buried three 3-pointers, grabbed three rebounds and dished out four assists in the Redhawks season-opener...Added 15 points and had five assists vs. Southern Illinois (12/2)...Scored double figures in 17 of his 22 career games...Finished as the Redhawks top scorer in six contests...Buried multiple 3-pointers in eight of his starts...Made two big free throws in the final 14 seconds and scored 17 points at Tennessee State (1/19)...Scored double figures 15 times.

Harris' Game-by-Game Statistics

2020-21	FG	3P	FT	O/D	REB	E	PTS	A	TO	B	S	M
vs. Kansas City*	5-9	3-6	5-11	1/2	3	1	18	4	4	0	0	35
Southern Illinois*	6-15	1-6	2-2	1/0	1	5	15	5	2	0	1	22
Lipscomb*	7-13	3-7	2-2	0/0	0	0	19	3	2	0	1	30
at Lipscomb*	7-17	4-8	3-8	0/2	2	2	21	0	4	0	0	35
at Evansville*	1-9	0-3	2-3	0/2	2	4	4	0	4	0	0	25
UT Martin*	7-14	2-5	7-10	0/1	1	2	23	1	3	0	0	32
at Indiana State*	5-12	1-4	5-7	1/5	6	1	16	2	2	0	0	36
at Tennessee Tech*	3-9	2-4	3-4	0/3	3	2	11	2	3	0	0	24
Tennessee State*	4-18	3-10	6-7	0/1	1	4	17	1	1	2	1	43
at Belmont	DNP	-	-	-	-	-	-	-	-	-	-	-
Morehead State*	2-10	1-6	0-0	0/2	2	1	5	3	0	0	2	28
at Tennessee State*	3-8	1-4	10-12	0/5	5	2	17	3	3	0	0	33
at Morehead State*	1-12	1-8	7-8	0/3	3	4	10	2	1	0	0	29
at UT Martin*	4-7	3-6	1-1	0/2	2	1	12	4	5	0	0	29
SIU Edwardsville*	2-9	0-5	3-4	1/4	5	2	7	3	2	0	1	26
Eastern Illinois*	5-7	1-2	0-0	0/4	4	2	11	5	2	0	5	25
Murray State*	2-8	0-5	6-6	0/0	0	0	10	2	0	0	1	25
Tennessee Tech*	3-5	2-2	5-5	0/0	0	3	13	5	5	0	0	30
Jacksonville State*	0-9	0-5	2-2	0/1	1	1	2	1	2	0	0	25
at Murray State*	1-7	0-4	0-0	0/1	1	1	2	2	2	0	2	23
at Austin Peay*	3-10	1-5	2-2	1/0	1	2	9	2	2	0	1	29
Austin Peay*	3-8	0-4	8-12	0/4	4	1	14	6	3	0	3	39
Eastern Kentucky												
Eastern Kentucky												
at Eastern Illinois												
at SIU Edwardsville												
Totals	74-216	29-103	79-106	5/42	47	41	256	56	52	2	18	623

* - Game Started

2020-21 Season-Highs


Points	23	vs. UT Martin (12/18/20)
Total Rebounds	6	at Indiana State (12/22/20)
Offensive	1	5x, last at Austin Peay (2/13/21)
Defensive	5	2x, last at Tennessee State (1/19/21)
FG Made	7	3x, last vs. UT Martin (12/18/20)
FG Attempted	18	vs. Tennessee State (1/2/21)
3-Point FG Made	4	at Lipscomb (12/9/20)
3-Point FG Attempted	10	vs. Tennessee State (1/2/21)
FT Made	10	at Tennessee State (1/19/21)
FT Attempted	12	2x, last vs. Austin Peay (2/16/21)
Assists	6	vs. Austin Peay (2/16/21)
Blocks	2	vs. Tennessee State (1/2/21)
Steals	3	vs. Austin Peay (2/16/21)
Minutes	43	vs. Tennessee State (1/2/21)

Career-Highs

Points	23	vs. UT Martin (12/18/20)
Total Rebounds	6	at Indiana State (12/22/20)
Offensive	1	5x, last at Austin Peay (2/13/21)
Defensive	5	3x, last at Tennessee State (1/19/21)
FG Made	7	3x, last vs. UT Martin (12/18/20)
FG Attempted	18	vs. Tennessee State (1/2/21)
3-Point FG Made	4	at Lipscomb (12/9/20)
3-Point FG Attempted	10	vs. Tennessee State (1/2/21)
FT Made	10	at Tennessee State (1/19/21)
FT Attempted	12	2x, last vs. Austin Peay (2/16/21)
Assists	6	vs. Austin Peay (2/16/21)
Blocks	2	vs. Tennessee State (1/2/21)
Steals	3	vs. Austin Peay (2/16/21)
Minutes	43	vs. Tennessee State (1/2/21)

Harris' Career Statistics at Southeast Missouri

Overall																					
Season	G-GS	Min	Avg	FG-FGA	Pct	3FG-3FGA	Pct	FT-FTA	Pct	Off	Def	Tot	Avg	PF	FO	A	TO	Blk	Stl	Pts	Avg
2019-20	2-0	74	37.0	9-15	.600	5-7	.714	8-10	.800	0	6	6	3.0	5	0	2	5	1	0	31	15.5
2020-21	21-21	623	29.7	74-216	.343	29-109	.266	79-106	.745	5	42	47	2.2	41	1	56	52	2	18	256	12.2
Total	23-21	677	29.4	83-231	.359	34-116	.293	87-116	.750	5	48	53	2.3	46	1	58	57	3	18	287	12.5
Ohio Valley Conference Games Only																					
Season	G-GS	Min	Avg	FG-FGA	Pct	3FG-3FGA	Pct	FT-FTA	Pct	Off	Def	Tot	Avg	PF	FO	A	TO	Blk	Stl	Pts	Avg
2020-21	15-15	440	29.3	43-141	.305	17-75	.227	60-73	.822	2	31	33	2.2	28	0	42	34	2	16	163	10.9



NATE JOHNSON

14

2020-21: Was sick and did not play at Murray State (2/12) and at Austin Peay (2/13)...Saw action in 20 games off the bench...Averages 2.5 points and 2.3 rebounds per contest...Scored his first career points as a Redhawk vs. Southern Illinois (12/2)...Scored a season-high seven points vs. Eastern Illinois (1/30)...Grabbed a season-best five rebounds at Lipscomb (12/9)...Pulled down four rebounds, dished out two assists and had one block in 14 minutes at Kansas City (11/28), his first NCAA Division I appearance...Finished with two points and five rebounds at Lipscomb (12/9)...Ranks second on the team with nine blocks...Posted a season-high three blocks vs. Murray State (2/1).

Seminole State College: Spent the 2019-20 campaign at Seminole State College in Oklahoma...Was his team's top scorer and rebounder with a near double-double 12.3 points and nine rebounds per game...Also led the team in field goal percentage (.577) and blocks (25).

St. Petersburg College: Played his freshman season at St. Petersburg College in 2018-19...Averaged six points and five rebounds that year.

Prep: Played power forward at American Heritage High School.

Personal: Born February 5, 2000...Majoring in Psychology...Son of Wilt Johnson and Debbie Sinclair...Siblings are Chad Graham (brother), Armani Jackson (step brother) and Chanel Jackson (step sister).

Johnson's Game-by-Game Statistics

2020-21	FG	3P	FT	O/D	REB	E	PTS	A	TO	B	S	M
vs. Kansas City	0-0	0-0	0-1	1/3	4	2	0	2	0	1	0	14
Southern Illinois	3-5	0-0	0-0	1/2	3	0	6	1	0	2	0	14
Lipscomb	1-1	0-0	0-0	1/3	4	1	2	0	1	0	0	12
at Lipscomb	1-3	0-0	0-0	3/2	5	1	2	1	0	0	0	10
at Evansville	2-3	0-0	2-2	3/0	3	3	6	0	0	0	0	15
UT Martin	1-2	0-0	0-1	0/2	2	1	2	0	0	1	0	9
at Indiana State	0-0	0-0	0-0	0/0	0	1	0	0	1	0	0	1
at Tennessee Tech	0-0	0-0	0-0	0/0	0	0	0	0	0	0	0	3
Tennessee State	1-1	0-0	0-0	1/0	1	0	2	0	0	0	1	7
at Belmont	1-2	0-0	0-2	2/1	3	3	2	0	1	1	0	7
Morehead State	0-1	0-0	0-1	0/0	0	3	0	0	0	0	0	7
at Tennessee State	0-1	0-0	0-0	0/1	1	2	0	0	0	0	1	5
at Morehead State	1-2	0-0	0-0	0/1	1	0	2	0	1	0	0	7
at UT Martin	2-4	0-0	1-3	1/0	1	1	5	0	0	0	0	6
SIU Edwardsville	1-1	0-0	1-2	0/3	3	1	3	1	1	0	0	6
Eastern Illinois	3-3	0-0	1-2	0/3	3	1	7	0	1	0	1	14
Murray State	1-1	0-0	0-0	0/1	1	1	2	1	0	3	0	10
Tennessee Tech	1-1	0-0	0-1	2/1	3	1	2	0	2	1	0	12
Jacksonville State	1-4	0-0	2-3	1/1	2	2	4	0	2	0	0	14
at Murray State	DNP	-	-	-	-	-	-	-	-	-	-	-
at Austin Peay	DNP	-	-	-	-	-	-	-	-	-	-	-
Austin Peay	1-1	0-0	1-2	1/4	5	3	3	0	3	0	0	8
Eastern Kentucky												
Eastern Kentucky												
at Eastern Illinois												
at SIU Edwardsville												
Totals	21-36	0-0	8-21	17/28	45	22	50	6	13	9	3	181

* - Game Started

2020-21 Season/Career-Highs

Points	7	vs. Eastern Illinois (1/30/21)
Total Rebounds	5	2x, last vs. Austin Peay (2/16/21)
Offensive	3	2x, last at Evansville (12/15/20)
Defensive	4	vs. Austin Peay (2/16/21)
FG Made	3	2x, last vs. Eastern Illinois (1/30/21)
FG Attempted	5	vs. Southern Illinois (12/2/20)
3-Point FG Made	-	-
3-Point FG Attempted	-	-
FT Made	2	2x, last vs. Jacksonville State (2/6/21)
FT Attempted	3	2x, last vs. Jacksonville State (2/6/21)
Assists	2	vs. Kansas City (11/28/20)
Blocks	3	vs. Murray State (2/1/21)
Steals	1	3x, last vs. Eastern Illinois (1/30/21)
Minutes	15	at Evansville (12/15/20)

Johnson's Career Statistics at Southeast Missouri

Season	G-GS	Min	Avg	FG-FGA	Pct	3FG-3FGA	Pct	FT-FTA	Pct	Off	Def	Tot	Avg	PF	FO	A	TO	Blk	Stl	Pts	Avg
2020-21	20-0	181	9.1	21-36	.583	0-0	.000	8-20	.400	17	28	45	2.3	27	0	6	13	9	3	50	2.5
Ohio Valley Conference Games Only																					
Season	G-GS	Min	Avg	FG-FGA	Pct	3FG-3FGA	Pct	FT-FTA	Pct	Off	Def	Tot	Avg	PF	FO	A	TO	Blk	Stl	Pts	Avg
2020-21	14-0	115	8.2	14-24	.583	0-0	.000	6-17	.353	8	18	26	1.9	19	0	2	11	6	3	34	2.4


PARKER LONG
13

Long's Game-by-Game Statistics

2020-21	FG	3P	FT	O/D	REB	E	PTS	A	TO	B	S	M
vs. Kansas City	DNP	-	-	-	-	-	-	-	-	-	-	-
Southern Illinois	DNP	-	-	-	-	-	-	-	-	-	-	-
Lipscomb	DNP	-	-	-	-	-	-	-	-	-	-	-
at Lipscomb	DNP	-	-	-	-	-	-	-	-	-	-	-
at Evansville	DNP	-	-	-	-	-	-	-	-	-	-	-
UT Martin	DNP	-	-	-	-	-	-	-	-	-	-	-
at Indiana State	DNP	-	-	-	-	-	-	-	-	-	-	-
at Tennessee Tech	DNP	-	-	-	-	-	-	-	-	-	-	-
Tennessee State	DNP	-	-	-	-	-	-	-	-	-	-	-
at Belmont	DNP	-	-	-	-	-	-	-	-	-	-	-
Morehead State	0-0	0-0	0-0	0/0	0	0	0	0	1	0	0	6
at Tennessee State	DNP	-	-	-	-	-	-	-	-	-	-	-
at Morehead State	DNP	-	-	-	-	-	-	-	-	-	-	-
at UT Martin	0-0	0-0	0-0	0/0	0	0	0	0	0	0	1	2
SIU Edwardsville	0-0	0-0	0-0	0/0	0	0	0	0	0	0	0	3
Eastern Illinois	0-1	0-0	0-0	2/2	4	0	0	1	0	0	0	5
Murray State	1-1	1-1	0-0	0/0	0	0	3	0	1	0	0	6
Tennessee Tech	1-2	1-2	0-0	0/0	0	2	3	0	0	0	0	7
Jacksonville State	0-0	0-0	0-0	0/0	0	0	0	0	0	0	0	4
at Murray State	0-0	0-0	0-0	0/0	0	0	0	0	0	0	0	6
at Austin Peay	0-0	0-0	0-0	0/1	1	0	0	0	0	0	0	8
Austin Peay	0-0	0-0	0-0	0/0	0	1	0	0	0	0	0	2
Eastern Kentucky												
Eastern Kentucky												
at Eastern Illinois												
at SIU Edwardsville												
Totals	2-4	2-3	0-0	2/3	5	3	6	1	2	0	1	49

* - Game Started

2020-21: Was ruled eligible to play by the NCAA on Jan. 14...Logged six minutes in his first NCAA Division I game off the bench vs. Morehead State (1/16)...Saw action in 10 games...Had four rebounds in five minutes vs. Eastern Illinois (1/30)...Scored his first career points on a 3-pointer vs. Murray State (2/1)...Also made a 3-pointer vs. Tennessee Tech (2/4).

Maryville University: Played his freshman year at NCAA Division II member Maryville University in 2019-20...Led the Saints with 13.1 points per game, shot 42percent from the field, 79 percent at the free throw line and 40 percent from 3-point range...Dished out a team-high 100 assists for an average of nearly four per game (3.9).

Prep: Went to nearby Sikeston High School...Averaged 12.1 points, 6.5 assists and posted a 3.5-to-1 assist-to-turnover ratio as a senior...Shot 51 percent from the field and made 39 three-pointers at a 46 percent clip...In only two seasons at Sikeston High School, he dished out 281 assists...Earned SEMO All-Conference and All-District accolades his senior year.


Personal: Born July 30, 2000...Majoring in Psychology...Son of Carter and Angie Long...Played basketball with his twin brother, Owen, at Maryville University...Entered the transfer portal after Marc Striker was relieved of his duties as head coach.

2020-21 Season/Career-Highs

Points	3	2x, last vs. Tennessee Tech (2/4/21)
Total Rebounds	4	vs. Eastern Illinois (1/30/21)
Offensive	2	vs. Eastern Illinois (1/30/21)
Defensive	2	vs. Eastern Illinois (1/30/21)
FG Made	1	2x, last vs. Tennessee Tech (2/4/21)
FG Attempted	2	vs. Tennessee Tech (2/4/21)
3-Point FG Made	1	2x, last vs. Tennessee Tech (2/4/21)
3-Point FG Attempted	2	vs. Tennessee Tech (2/4/21)
FT Made	-	-
FT Attempted	-	-
Assists	1	vs. Eastern Illinois (1/30/21)
Blocks	-	-
Steals	1	at UT Martin (1/26/21)
Minutes	8	at Austin Peay (2/13/21)

Long's Career Statistics at Southeast Missouri

Overall																					
Season	G-GS	Min	Avg	FG-FGA	Pct	3FG-3FGA	Pct	FT-FTA	Pct	Off	Def	Tot	Avg	PF	FO	A	TO	Blk	Stl	Pts	Avg
2020-21	10-0	49	4.9	2-4	.500	2-3	.667	0-0	.000	2	3	5	0.5	3	0	1	2	0	1	6	0.6
Ohio Valley Conference Games Only																					
Season	G-GS	Min	Avg	FG-FGA	Pct	3FG-3FGA	Pct	FT-FTA	Pct	Off	Def	Tot	Avg	PF	FO	A	TO	Blk	Stl	Pts	Avg
2020-21	10-0	49	4.9	2-4	.500	2-3	.667	0-0	.000	2	3	5	0.5	3	0	1	2	0	1	6	0.6



JORDAN LOVE

2

2020-21: Did not play the last two games due to a Achilles injury...Posted double figures in the scoring column for the first time this season when he had 10 points vs. Southern Illinois (12/2)...Averages six points and 2.6 rebounds in 20 games off the bench...Finished with a career-high four steals and scored four points in 27 minutes at Kansas City (11/28)...Scored a big basket to give the Redhawks a six-point lead with 2:24 left in their win over Lipscomb (12/7)...Made 4-of-6 free throws, scored eight points and pulled down five rebounds at Lipscomb (12/9)...Knocked down a career-high three 3-pointers vs. UT Martin (12/18)...Ranks secon on the team in steals (23) and third in assists (37)...Scored a season-high 12 points and dished out a career-high six assists at Belmont (1/7)...Pulled down a career-high six rebounds vs. Eastern Illinois (1/30)...Dropped in a season-high 14 points, all of which came in the second half, vs. Tennessee Tech (2/4)...Made a career-best 7-of-7 free throws in that game...Scored double figures in two of his last three games.

Love's Game-by-Game Statistics

2020-21	FG	3P	FT	O/D	REB	E	PTS	A	TO	B	S	M
vs. Kansas City	2-6	0-1	0-3	0/3	3	0	4	3	1	0	4	27
Southern Illinois	4-5	1-1	1-4	0/3	3	1	10	3	2	1	1	19
Lipscomb	1-3	0-1	0-0	0/2	2	0	2	4	0	0	0	21
at Lipscomb	2-6	0-1	4-6	1/4	5	2	8	2	1	0	2	29
at Evansville	1-6	0-0	1-2	1/1	2	3	3	2	2	0	1	25
UT Martin	3-7	3-6	0-0	1/1	2	2	9	2	2	0	1	19
at Indiana State	0-4	0-0	1-2	0/2	2	0	1	1	0	0	0	18
at Tennessee Tech	1-1	0-0	1-2	0/3	3	0	3	1	2	0	2	13
Tennessee State	1-3	0-0	2-3	1/1	2	0	4	0	0	1	0	12
at Belmont	5-8	0-1	2-2	0/4	4	0	12	6	1	0	0	26
Morehead State	3-5	0-1	0-0	0/3	3	2	6	0	2	0	1	18
at Tennessee State	2-7	0-0	1-1	2/0	2	0	5	0	1	0	2	14
at Morehead State	0-0	0-0	0-0	0/0	0	2	0	0	0	0	0	8
at UT Martin	1-3	0-1	2-2	0/1	1	2	4	1	1	0	2	13
SIU Edwardsville	1-5	1-2	0-2	2/2	4	0	3	2	1	1	4	21
Eastern Illinois	2-8	0-2	1-3	2/4	6	0	5	3	0	0	0	16
Murray State	3-7	2-4	0-0	0/0	0	0	8	1	1	0	0	22
Tennessee Tech	3-6	1-3	7-7	0/2	2	2	14	2	1	0	0	21
Jacksonville State	3-4	1-2	1-5	0/0	0	0	8	2	1	0	0	23
at Murray State	3-8	1-2	4-4	1/4	5	0	11	2	3	1	3	21
at Austin Peay	DNP	-	-	-	-	-	-	-	-	-	-	-
Austin Peay	DNP	-	-	-	-	-	-	-	-	-	-	-
Eastern Kentucky												
Eastern Kentucky												
at Eastern Illinois												
at SIU Edwardsville												
Totals	40-102	10-28	28-48	11/40	51	16	120	37	22	5	23	386

* - Game Started

2020-21 Season/Career-Highs


Points.....14	vs. Tennessee Tech (2/4/21)
Total Rebounds.....6	vs. Eastern Illinois (1/30/21)
Offensive.....2	3x, last vs. Eastern Illinois (1/30/21)
Defensive.....4	4x, last at Murray State (2/12/21)
FG Made.....5	at Belmont (1/7/21)
FG Attempted.....8	3x, last at Murray State (2/12/21)
3-Point FG Made.....3	vs. UT Martin (12/18/20)
3-Point FG Attempted.....6	vs. UT Martin (12/18/20)
FT Made.....7	vs. Tennessee Tech (2/4/21)
FT Attempted.....7	vs. Tennessee Tech (2/4/21)
Assists.....6	at Belmont (1/7/21)
Blocks.....1	3x, last at Murray State (2/12/21)
Steals.....4	2x, last vs. SIUE (1/28/21)
Minutes.....29	at Lipscomb (12/9/20)

Career-Highs

Points.....14	2x, last vs. Tennessee Tech (2/4/21)
Total Rebounds.....6	vs. Eastern Illinois (1/30/21)
Offensive.....2	6x, last vs. Eastern Illinois (1/30/21)
Defensive.....4	4x, last at Murray State (2/12/21)
FG Made.....5	at Belmont (1/7/21)
FG Attempted.....11	2x, last at Eastern Kentucky (2/1/20)
3-Point FG Made.....3	vs. UT Martin (12/18/20)
3-Point FG Attempted.....6	2x, last vs. UT Martin (12/18/20)
FT Made.....7	vs. Tennessee Tech (2/4/21)
FT Attempted.....7	vs. Tennessee Tech (2/4/21)
Assists.....6	at Belmont (1/7/21)
Blocks.....1	6x, last at Murray State (2/12/21)
Steals.....4	2x, last vs. SIUE (1/28/21)
Minutes.....30	at Eastern Kentucky (2/1/20)

Love's Career Statistics at Southeast Missouri

Overall																					
Season	G-GS	Min	Avg	FG-FGA	Pct	3FG-3FGA	Pct	FT-FTA	Pct	Off	Def	Tot	Avg	PF	FO	A	TO	Blk	Stl	Pts	Avg
2019-20	25-4	313	12.5	28-82	.341	5-20	.250	18-31	.581	11	25	36	1.4	20	0	17	24	2	7	79	3.2
2020-21	20-0	386	19.3	41-102	.402	10-28	.357	28-48	.583	11	40	51	2.6	16	0	37	22	4	23	120	6.0
Total	45-4	699	15.5	69-184	.375	15-48	.313	46-79	.582	22	65	87	1.9	36	0	54	46	6	30	199	4.4
Ohio Valley Conference Games Only																					
Season	G-GS	Min	Avg	FG-FGA	Pct	3FG-3FGA	Pct	FT-FTA	Pct	Off	Def	Tot	Avg	PF	FO	A	TO	Blk	Stl	Pts	Avg
2019-20	17-4	258	15.2	24-70	.343	4-16	.250	17-27	.630	11	17	28	1.6	18	0	17	22	2	5	69	4.1
2020-21	14-0	247	17.6	31-72	.431	9-24	.375	21-31	.677	9	25	34	2.4	10	0	22	16	3	15	92	6.6
Total	31-4	505	16.3	55-142	.387	13-40	.325	38-58	.655	20	42	62	2.0	28	0	39	38	5	20	161	5.2

**EVAN MORRISON****12****Morrison's Game-by-Game Statistics**

2020-21	FG	3P	FT	O/D	REB	E	PTS	A	TO	B	S	M
vs. Kansas City	DNP	-	-	-	-	-	-	-	-	-	-	-
Southern Illinois	DNP	-	-	-	-	-	-	-	-	-	-	-
Lipscomb	DNP	-	-	-	-	-	-	-	-	-	-	-
at Lipscomb	DNP	-	-	-	-	-	-	-	-	-	-	-
at Evansville	DNP	-	-	-	-	-	-	-	-	-	-	-
UT Martin	DNP	-	-	-	-	-	-	-	-	-	-	-
at Indiana State	DNP	-	-	-	-	-	-	-	-	-	-	-
at Tennessee Tech	DNP	-	-	-	-	-	-	-	-	-	-	-
Tennessee State	DNP	-	-	-	-	-	-	-	-	-	-	-
at Belmont	DNP	-	-	-	-	-	-	-	-	-	-	-
Morehead State	DNP	-	-	-	-	-	-	-	-	-	-	-
at Tennessee State	DNP	-	-	-	-	-	-	-	-	-	-	-
at Morehead State	DNP	-	-	-	-	-	-	-	-	-	-	-
at UT Martin	DNP	-	-	-	-	-	-	-	-	-	-	-
SIU Edwardsville	DNP	-	-	-	-	-	-	-	-	-	-	-
Eastern Illinois	0-4	0-2	0-0	0/0	0	0	0	0	0	0	0	5
Murray State	DNP	-	-	-	-	-	-	-	-	-	-	-
Tennessee Tech	DNP	-	-	-	-	-	-	-	-	-	-	-
Jacksonville State	DNP	-	-	-	-	-	-	-	-	-	-	-
at Murray State	0-1	0-0	0-0	1/1	2	0	0	0	0	0	0	2
at Austin Peay	0-0	0-0	0-0	0/0	0	0	0	0	0	0	0	0+
Austin Peay	DNP	-	-	-	-	-	-	-	-	-	-	-
Eastern Kentucky												
Eastern Kentucky												
at Eastern Illinois												
at SIU Edwardsville												
Totals	0-5	0-2	0-0	1/1	2	0	0	0	0	0	0	7

* - Game Started

2020-21 Season-Highs

Points	-	-
Total Rebounds	2	at Murray State (2/12/21)
Offensive	1	at Murray State (2/12/21)
Defensive	1	at Murray State (2/12/21)
FG Made	-	-
FG Attempted	4	vs. Eastern Illinois (1/30/21)
3-Point FG Made	-	-
3-Point FG Attempted	2	vs. Eastern Illinois (1/30/21)
FT Made	-	-
FT Attempted	-	-
Assists	-	-
Blocks	-	-
Steals	-	-
Minutes	5	vs. Eastern Illinois (1/30/21)

Career-Highs

Points	3	3x, last at Eastern Illinois (1/25/20)
Total Rebounds	3	at Morehead State (1/30/20)
Offensive	2	at Morehead State (1/30/20)
Defensive	2	at SIU Edwardsville (1/23/20)
FG Made	1	3x, last at Eastern Illinois (1/25/20)
FG Attempted	4	vs. Eastern Illinois (1/30/21)
3-Point FG Made	1	3x, last at Eastern Illinois (1/25/20)
3-Point FG Attempted	2	3x, last vs. Eastern Illinois (1/30/21)
FT Made	-	-
FT Attempted	-	-
Assists	1	vs. Tennessee Tech (2/8/20)
Blocks	-	-
Steals	1	2x, last at SIU Edwardsville (1/23/20)
Minutes	18	at Morehead State (1/30/20)


Morrison's Career Statistics at Southeast Missouri

Overall

Season	G-GS	Min	Avg	FG-FGA	Pct	3FG-3FGA	Pct	FT-FTA	Pct	Off	Def	Tot	Avg	PF	FO	A	TO	Blk	Stl	Pts	Avg
2019-20	17-0	90	5.3	4-14	.286	3-11	.273	0-0	.000	2	4	6	0.4	5	0	1	1	0	2	11	0.6
2020-21	3-0	7	2.3	0-5	.000	0-2	.000	0-0	.000	1	1	2	0.7	0	0	0	0	0	0	0	0.0
Total	20-0	97	4.9	4-19	.211	3-13	.231	0-0	.000	3	5	8	0.4	5	0	1	1	0	2	11	0.6

Ohio Valley Conference Games Only

Season	G-GS	Min	Avg	FG-FGA	Pct	3FG-3FGA	Pct	FT-FTA	Pct	Off	Def	Tot	Avg	PF	FO	A	TO	Blk	Stl	Pts	Avg
2019-20	11-0	68	6.2	2-9	.222	1-7	.143	0-0	.000	2	3	5	0.5	4	0	1	1	0	1	5	0.5
2020-21	3-0	7	2.3	0-5	.000	0-2	.000	0-0	.000	1	1	2	0.7	0	0	0	0	0	0	0	0.0
Total	14-0	75	5.4	2-14	.143	1-9	.111	0-0	.000	3	4	7	0.5	4	0	1	1	0	1	5	0.4

**DQ NICHOLAS****11**

2020-21: Is averaging nine points and 4.7 rebounds per game, and is fourth on the team in scoring through 22 starts...Ranks second on the team with 27 steals and tops the Redhawks with 67 assists...Notched a season-high 21 points and made a career-best 17-of-19 free throws vs. Tennessee State (1/2)...Scored 17 points on 5-of-12 field goals and a near-perfect 6-of-7 free throws at Lipscomb (12/9)...Scored eight points and went a perfect 4-of-4 at the free throw line in 20 minutes at Kansas City (11/28)...Finished with seven points vs. Southern Illinois (12/2)...Put up double figures in the scoring column for the first time this season with 12 points vs. Lipscomb (12/7)...Ranks 12th in the Ohio Valley Conference in defensive rebounds (4.1 rpg), 15th in free throw percentage (.707) and 14th in minutes (29.6 mpg)...Pulled down a career-high nine rebounds at UT Martin (1/26) ans vs. Murray State (2/1)...Dished out a career-high eight assists at Tennessee Tech (12/30)...Scored double figures nine times...Made the game-tying 3-pointer vs. SIUE (1/28)...Led the team in rebounding four times and is the Redhawks second-leading rebounder with 4.7 per game.

2020-21 Season/Career-Highs

Points	21	vs. Tennessee State (1/2/21)
Total Rebounds	9	2x, last vs. Murray State (2/1/21)
Offensive	2	2x, last vs. Austin Peay (2/16/21)
Defensive	8	2x, last vs. Murray State (2/1/21)
FG Made	5	4x, last vs. Jacksonville State (2/6/21)
FG Attempted	12	2x, last at Lipscomb (12/9/20)
3-Point FG Made	3	2x, last at Morehead State (1/21/21)
3-Point FG Attempted	6	at Tennessee State (1/19/21)
FT Made	17	vs. Tennessee State (1/2/21)
FT Attempted	19	vs. Tennessee State (1/2/21)
Assists	8	at Tennessee Tech (12/30/20)
Blocks	1	2x, last vs. UT Martin (12/18/20)
Steals	3	3x, last vs. Austin Peay (2/16/21)
Minutes	44	vs. Tennessee State (1/2/21)

Career-Highs

Points	24	vs. The Citadel (11/19/19)
Total Rebounds	9	2x, last vs. Murray State (2/1/21)
Offensive	2	3x, last vs. Austin Peay (2/16/21)
Defensive	8	2x, last vs. Murray State (2/1/21)
FG Made	9	vs. The Citadel (11/19/19)
FG Attempted	16	vs. The Citadel (11/19/19)
3-Point FG Made	3	2x, last at Morehead State (1/21/21)
3-Point FG Attempted	6	at Tennessee State (1/19/21)
FT Made	17	vs. Tennessee State (1/2/21)
FT Attempted	19	vs. Tennessee State (1/2/21)
Assists	8	at Tennessee Tech (12/30/20)
Blocks	1	5x, last at Lipscomb (12/9/20)
Steals	3	5x, last vs. Austin Peay (2/16/21)
Minutes	44	vs. Tennessee State (1/2/21)

Nicholas' Game-by-Game Statistics

2020-21	FG	3P	FT	O/D	REB	E	PTS	A	TO	B	S	M
vs. Kansas City*	2-3	0-1	4-4	0/1	1	5	8	0	4	0	1	20
Southern Illinois*	2-12	0-1	3-5	0/3	3	3	7	4	2	0	0	32
Lipscomb*	4-10	1-4	3-4	1/2	3	4	12	5	2	0	3	29
at Lipscomb*	5-12	1-3	6-7	1/4	5	2	17	1	6	1	1	37
at Evansville*	1-5	0-2	0-0	0/7	7	5	2	4	3	0	1	26
UT Martin*	5-7	1-2	0-0	0/6	6	2	11	4	3	1	2	32
at Indiana State*	3-7	0-1	3-5	0/1	1	4	9	1	5	0	2	26
at Tennessee Tech*	3-8	0-1	2-4	1/3	4	2	8	8	4	0	1	31
Tennessee State*	2-10	0-4	17-19	0/7	7	4	21	5	5	0	3	44
at Belmont*	0-7	0-3	2-2	1/1	2	0	2	2	3	0	1	24
Morehead State*	0-1	0-0	2-5	0/3	3	1	2	2	3	0	0	24
at Tennessee State*	4-8	3-6	0-2	0/7	7	4	11	2	4	0	2	32
at Morehead State*	5-9	3-5	4-7	1/3	4	1	17	3	2	0	1	36
at UT Martin*	2-4	0-0	1-2	1/8	9	2	5	6	2	0	1	32
SIU Edwardsville*	2-6	1-3	2-5	2/5	7	3	7	2	3	0	0	26
Eastern Illinois*	3-5	0-1	4-4	1/7	8	0	10	5	1	0	0	27
Murray State*	4-8	0-1	3-4	1/8	9	3	11	1	3	0	1	29
Tennessee Tech*	1-7	0-3	0-0	0/2	2	1	2	3	2	0	0	24
Jacksonville State*	5-9	1-2	2-5	0/4	4	3	13	1	1	0	1	31
at Murray State*	2-5	0-2	2-3	1/1	2	1	6	3	3	0	1	25
at Austin Peay*	2-7	0-1	2-2	0/4	4	3	6	3	5	0	2	35
Austin Peay*	4-8	0-1	3-3	2/3	5	2	11	2	3	0	3	29
Eastern Kentucky												
Eastern Kentucky												
at Eastern Illinois												
at SIU Edwardsville												
Totals	61-158	11-47	65-92	13/90	103	55	198	67	69	2	27	651

* - Game Started

Nicholas' Career Statistics at Southeast Missouri

Overall																					
Season	G-GS	Min	Avg	FG-FGA	Pct	3FG-3FGA	Pct	FT-FTA	Pct	Off	Def	Tot	Avg	PF	FO	A	TO	Blk	Stl	Pts	Avg
2019-20	30-19	731	24.4	72-182	.396	18-60	.300	65-88	.739	7	67	74	2.5	48	0	50	48	5	22	227	7.6
2020-21	22-22	651	29.6	61-158	.386	11-47	.234	65-92	.707	13	90	103	4.7	55	2	67	69	2	27	198	9.0
Total	52-41	1382	26.6	133-340	.391	29-107	.271	130-180	.722	20	157	177	3.4	103	2	117	117	7	49	425	8.2
Ohio Valley Conference Games Only																					
Season	G-GS	Min	Avg	FG-FGA	Pct	3FG-3FGA	Pct	FT-FTA	Pct	Off	Def	Tot	Avg	PF	FO	A	TO	Blk	Stl	Pts	Avg
2019-20	17-7	394	23.2	38-99	.384	9-32	.281	30-42	.714	5	34	39	2.3	27	0	33	23	2	14	115	6.8
2020-21	16-16	481	30.1	44-109	.404	9-35	.257	46-67	.687	11	72	83	5.2	32	0	52	47	1	19	143	8.9
Total	33-23	875	26.5	82-208	.394	18-67	.269	76-109	.697	16	106	122	3.7	59	0	85	70	3	33	258	7.8



MANNY PATTERSON | 10

2020-21: Played in his first game at Southeast Missouri a day after the NCAA voted to allow NCAA Division I transfers to play immediately...Had four rebounds in five minutes off the bench vs. UT Martin (12/18)...Averages 5.7 points and 2.8 rebounds in 17 games and seven starts...Put up 11 points in his first career SEMO start vs. Eastern Illinois (1/30)...Scored 10 points and had three blocks at Tennessee State (1/19)...Had five points and two blocks vs. Tennessee State (1/2)...Scored a season-best eight points and pulled down four rebounds at Belmont (1/7)...Leads the team with 15 blocks...Had three blocks vs. Morehead State (1/16)...Notched a season-high 22 points and had six rebounds vs. Tennessee Tech (2/4)...Gathered a season-high four blocks vs. Austin Peay (2/16).

Green Bay: Played the last three seasons at Horizon League member Green Bay before entering the transfer portal...Started 24 of 33 games and averaged 5.8 points and 4.8 rebounds per contest in 2019-20...Reached double figures in the scoring column eight times and registered three double-doubles...As a sophomore in 2018-19, started 12 games and scored a season-high 17 points at Iowa...Ranked third on the team in field goal percentage (.486) and rebounds (142)...Averaged 4.6 points and 13.8 minutes per contest...Started 19 of 27 games as a true freshman in 2017-18...Averaged six points and 4.9 rebounds, while leading the team with 22 blocks and a .474 field goal percentage.

Patterson's Game-by-Game Statistics

2020-21	FG	3P	FT	O/D	REB	E	PTS	A	TO	B	S	M
vs. Kansas City	DNP	-	-	-	-	-	-	-	-	-	-	-
Southern Illinois	DNP	-	-	-	-	-	-	-	-	-	-	-
Lipscomb	DNP	-	-	-	-	-	-	-	-	-	-	-
at Lipscomb	DNP	-	-	-	-	-	-	-	-	-	-	-
at Evansville	DNP	-	-	-	-	-	-	-	-	-	-	-
UT Martin	0-0	0-0	0-0	0/4	4	0	0	0	0	0	0	5
at Indiana State	2-3	0-0	1-2	0/2	2	3	5	0	2	0	0	9
at Tennessee Tech	2-2	0-0	0-0	0/1	1	4	4	1	2	0	0	19
Tennessee State	1-1	0-0	3-4	1/2	3	3	5	1	0	2	0	11
at Belmont	4-6	0-0	0-0	1/3	4	4	8	0	1	2	0	19
Morehead State	0-1	0-0	2-2	3/1	4	3	2	1	1	3	0	11
at Tennessee State	3-3	0-0	4-6	1/5	6	5	10	0	3	3	0	15
at Morehead State	0-1	0-0	2-4	0/2	2	3	2	0	1	0	0	10
at UT Martin	0-1	0-0	0-0	0/0	0	1	0	0	1	0	0	4
SIU Edwardsville	1-4	0-0	2-2	1/1	2	1	4	0	0	0	0	12
Eastern Illinois*	3-6	0-0	5-7	2/2	4	2	11	0	2	0	0	15
Murray State*	2-3	0-0	1-2	1/0	1	2	5	1	3	0	0	11
Tennessee Tech*	10-14	0-0	2-2	0/6	6	2	22	0	2	1	1	26
Jacksonville State*	2-8	0-0	1-2	1/2	3	4	5	1	1	0	0	13
at Murray State*	1-2	0-0	0-0	0/1	1	2	2	0	0	0	0	11
at Austin Peay*	2-3	0-0	2-2	0/2	2	1	6	1	0	0	0	12
Austin Peay*	3-7	0-0	0-0	2/0	2	1	6	0	4	4	0	12
Eastern Kentucky												
Eastern Kentucky												
at Eastern Illinois												
at SIU Edwardsville												
Totals	36-65	0-0	25-35	13/34	47	41	97	6	22	16	1	215


* - Game Started

2020-21 Season-Highs

Points	22	vs. Tennessee Tech (2/4/21)
Total Rebounds	6	2x, last vs. Tennessee Tech (2/4/21)
Offensive	3	2x, last vs. Morehead State (1/16/21)
Defensive	6	vs. Tennessee Tech (2/4/21)
FG Made	10	vs. Tennessee Tech (2/4/21)
FG Attempted	14	vs. Tennessee Tech (2/4/21)
3-Point FG Made	-	-
3-Point FG Attempted	-	-
FT Made	5	vs. Eastern Illinois (1/30/21)
FT Attempted	7	vs. Eastern Illinois (1/30/21)
Assists	1	6x, last at Austin Peay (2/13/21)
Blocks	4	vs. Austin Peay (2/16/21)
Steals	1	vs. Tennessee Tech (2/4/21)
Minutes	26	vs. Tennessee Tech (2/4/21)

Patterson's Career Statistics at Southeast Missouri

Overall																					
Season	G-GS	Min	Avg	FG-FGA	Pct	3FG-3FGA	Pct	FT-FTA	Pct	Off	Def	Tot	Avg	PF	FO	A	TO	Blk	Stl	Pts	Avg
2020-21	17-7	215	12.6	36-65	.554	0-0	.000	25-35	.714	13	34	47	2.8	41	1	6	23	15	1	97	5.7
Ohio Valley Conference Games Only																					
Season	G-GS	Min	Avg	FG-FGA	Pct	3FG-3FGA	Pct	FT-FTA	Pct	Off	Def	Tot	Avg	PF	FO	A	TO	Blk	Stl	Pts	Avg
2020-21	16-7	206	12.9	34-62	.548	0-0	.000	24-33	.727	13	32	45	2.8	38	1	6	21	15	1	92	5.8

**ERIC REED, JR.****3**

2020-21: Started 17 games...Rates second on the team in scoring with 10 points per game...Is first on the team with 45 three-pointers made...Came off the bench to score 19 points vs. Lipscomb (12/7)...Made two or more 3-pointers in 12 of his last 17 games...Dropped in a team-high 17 points on 6-of-10 field goals vs. Southern Illinois (12/2)...Knocked down three 3-pointers and had 13 points in the second half of that game...Made his first career NCAA Division I start at Kansas City (11/28)...Played 10 minutes against the Roos...Put up 16 points at Evansville (12/15)...Ranks 30th in the Ohio Valley Conference in scoring, third in 3-point field goal percentage (.464), sixth in 3-point field goals made (2.0 per game) and 20th in minutes (28.3 mpg)...Made the game-winning free throws with five tenths of a second left to beat SIUE (1/28)...Made a season-high four 3-pointers vs. Jacksonville State (2/6)...Scored a season-best 22 points knocked down five 3-pointers vs. Austin Peay (2/16).

Howard College: Started 30 games and averaged a team-high 15.5 points per game in 2019-20...Dished out 2.3 assists and grabbed five rebounds per contest as a combo guard...Ranked second on the team with 70 assists and 44 steals...Registered double figures in the scoring column a total of 27 times and dropped in 28 or more on three occasions...Started 14 games as a true freshman in 2018-19.

Prep: Combo guard who averaged 18 points and 3.4 assists per game as a senior at University Laboratory High School.

Personal: Born February 3, 2000...Majoring in General Studies...Son of Eric and Julia Reed...Siblings are Erica Reed (sister), Kaylo Henry (sister) and Hezekiah Brown (brother).

Reed, Jr.'s Game-by-Game Statistics

2020-21	FG	3P	FT	O/D	REB	E	PTS	A	TO	B	S	M
vs. Kansas City*	0-2	0-1	0-0	0/0	0	4	0	0	1	0	0	10
Southern Illinois*	6-10	3-5	2-3	4/1	5	3	17	0	0	1	1	38
Lipscomb	8-10	3-4	0-0	0/2	2	2	19	1	0	0	1	23
at Lipscomb	2-3	1-2	0-0	1/2	3	4	5	0	2	0	0	30
at Evansville	6-11	3-5	1-3	1/3	4	0	16	1	2	0	1	38
UT Martin	3-10	2-7	2-2	0/1	1	2	10	1	0	1	0	27
at Indiana State	2-5	2-4	0-0	3/0	3	3	6	0	1	0	1	25
at Tennessee Tech*	5-9	2-5	2-4	2/0	2	3	14	1	1	0	0	32
Tennessee State*	5-8	2-3	1-1	1/0	1	0	13	1	3	0	3	42
at Belmont*	3-9	2-5	0-0	0/0	0	1	8	0	2	0	1	31
Morehead State*	2-5	1-3	1-2	0/1	1	2	6	3	2	0	0	22
at Tennessee State*	2-5	2-5	2-4	0/1	1	0	8	0	1	0	0	30
at Morehead State*	2-6	2-5	0-0	0/0	0	1	6	3	0	0	0	22
at UT Martin*	0-5	0-5	0-0	0/1	1	0	0	3	1	0	1	23
SIU Edwardsville*	2-4	0-2	5-9	1/1	2	2	9	1	2	0	0	20
Eastern Illinois*	1-3	1-2	0-0	1/2	3	3	3	0	1	0	0	19
Murray State*	4-7	4-6	0-0	1/2	3	0	12	1	0	0	0	27
Tennessee Tech*	1-5	1-4	2-2	0/2	2	3	5	3	2	0	3	32
Jacksonville State*	4-8	4-5	0-0	0/3	3	1	12	0	0	0	0	31
at Murray State*	3-8	2-6	0-0	0/3	3	0	8	0	1	0	0	29
at Austin Peay*	9-16	3-6	0-0	1/4	5	1	21	2	4	0	0	33
Austin Peay*	8-13	5-7	1-2	1/3	4	3	22	3	2	0	1	38
Eastern Kentucky												
Eastern Kentucky												
at Eastern Illinois												
at SIU Edwardsville												
Totals	78-162	45-91	19-32	17/32	49	38	220	24	28	2	13	622

* - Game Started

2020-21 Season/Career-Highs

Points	22	vs. Austin Peay (2/16/21)
Total Rebounds	5	2x, last at Austin Peay (2/13/21)
Offensive	4	vs. Southern Illinois (12/2/20)
Defensive	4	at Austin Peay (2/13/21)
FG Made	9	at Austin Peay (2/13/21)
FG Attempted	16	at Austin Peay (2/13/21)
3-Point FG Made	5	vs. Austin Peay (2/16/21)
3-Point FG Attempted	7	2x, last vs. Austin Peay (2/16/21)
FT Made	5	vs. SIUE (1/28/21)
FT Attempted	9	vs. SIUE (1/28/21)
Assists	3	5x, last vs. Austin Peay (2/16/21)
Blocks	1	2x, last vs. UT Martin (12/18/20)
Steals	3	2x, last vs. Tennessee Tech (2/4/21)
Minutes	42	vs. Tennessee State (1/2/21)

Reed, Jr.'s Career Statistics at Southeast Missouri

Overall																			
Season	G-GS	Min	Avg	FG-FGA	Pct	3FG-3FGA	Pct	FT-FTA	Pct	Off	Def	Tot	Avg	PF	FO	A	TO	Blk	Stl
2020-21	22-17	622	28.3	78-162	.481	45-97	.464	19-32	.594	17	32	49	2.2	38	0	24	28	2	13
Ohio Valley Conference Games Only																			
Season	G-GS	Min	Avg	FG-FGA	Pct	3FG-3FGA	Pct	FT-FTA	Pct	Off	Def	Tot	Avg	PF	FO	A	TO	Blk	Stl
2020-21	16-15	458	28.6	54-121	.446	33-76	.434	16-26	.615	8	24	32	2.0	22	0	22	22	1	9



NYGAL RUSSELL

25

2020-21: Stands fourth on the team with 3.9 rebounds per game and averages 3.3 points through 22 games and seven starts...Ranks fifth on the team with three blocks...Scored 14 points as one of four players in double figures at Kansas City (11/28)...Scored eight points had a steal and knocked down two 3-pointers in the final 2:32 to seal Southeast Missouri's season-opening win...Both of his 3-pointers were in the last 57 seconds and he scored the final eight points of the game...Made three 3-pointers, had two blocks and collected two steals against the Roos...Added nine points and eight rebounds at Lipscomb (12/9)...Scored five of his points in the second half to help the Redhawks erase a 15-point deficit...Ranks tied for third on the team with 23 steals...Collected a career-high six steals vs. SIUE (1/28)...Had a big steal and massive dunk in transition to help seal the overtime win vs. Austin Peay (2/16).

Russell's Game-by-Game Statistics

2020-21	FG	3P	FT	O/D	REB	E	PTS	A	TQ	B	S	M
vs. Kansas City*	3-5	3-5	5-8	0/7	7	4	14	1	1	2	2	32
Southern Illinois*	0-6	0-1	0-0	4/7	11	5	0	2	2	1	2	38
Lipscomb*	1-5	0-3	1-2	1/2	3	0	3	0	1	0	0	20
at Lipscomb*	3-4	0-1	3-5	4/4	8	5	9	1	2	0	2	29
at Evansville*	1-3	0-1	0-0	0/6	6	1	2	0	2	0	1	28
UT Martin*	1-3	0-2	2-4	3/2	5	3	4	6	1	0	1	21
at Indiana State*	0-5	0-2	0-0	0/4	4	4	0	0	3	0	0	15
at Tennessee Tech	2-5	1-2	0-0	0/1	1	1	5	0	1	0	1	16
Tennessee State	0-0	0-0	0-0	0/0	0	3	0	0	1	0	1	5
at Belmont	1-5	1-2	0-0	1/5	6	1	3	2	1	0	2	27
Morehead State	1-3	1-3	0-0	0/3	3	3	3	1	2	0	0	14
at Tennessee State	0-2	0-2	0-2	0/0	0	2	0	1	0	0	1	17
at Morehead State	3-8	0-2	0-0	3/2	5	3	6	0	1	0	2	26
at UT Martin	3-5	0-2	0-2	1/2	3	1	6	0	2	0	0	19
SIU Edwardsville	2-6	0-3	0-1	0/2	2	3	4	0	1	0	6	19
Eastern Illinois	1-3	0-0	0-0	2/3	5	2	2	0	1	0	0	15
Murray State	0-1	0-0	0-0	0/1	1	0	0	1	0	0	0	9
Tennessee Tech	0-0	0-0	0-0	0/0	0	0	0	1	0	0	0	6
Jacksonville State	1-3	0-1	1-3	2/2	4	2	3	0	0	0	0	15
at Murray State	1-3	0-1	0-0	1/0	1	1	2	0	0	0	0	14
at Austin Peay	2-5	0-1	0-0	1/6	7	4	4	3	3	0	1	23
Austin Peay	1-4	0-2	1-2	0/3	3	1	3	0	1	0	1	19
Eastern Kentucky												
Eastern Kentucky												
at Eastern Illinois												
at SIU Edwardsville												
Totals	27-84	6-36	13-29	23/62	85	46	72	19	26	3	23	427

* - Game Started

2020-21 Season-Highs


Points	14	vs. Kansas City (11/28/20)
Total Rebounds	11	vs. Southern Illinois (12/2/20)
Offensive	4	2x, last at Lipscomb (12/9/20)
Defensive	7	2x, last vs. Southern Illinois (12/2/20)
FG Made	3	4x, last at UT Martin (1/26/21)
FG Attempted	8	at Morehead State (1/21/21)
3-Point FG Made	3	vs. Kansas City (11/28/20)
3-Point FG Attempted	5	vs. Kansas City (11/28/20)
FT Made	5	vs. Kansas City (11/28/20)
FT Attempted	8	vs. Kansas City (11/28/20)
Assists	6	vs. UT Martin (12/18/20)
Blocks	2	vs. Kansas City (11/28/20)
Steals	6	vs. SIUE (1/28/21)
Minutes	38	vs. Southern Illinois (12/2/20)

Career-Highs

Points	21	vs. Tennessee Tech (2/8/20)
Total Rebounds	11	vs. Southern Illinois (12/2/20)
Offensive	4	2x, last at Lipscomb (12/9/20)
Defensive	7	4x, last vs. Southern Illinois (12/2/20)
FG Made	8	vs. Tennessee Tech (2/8/20)
FG Attempted	11	vs. Tennessee Tech (2/8/20)
3-Point FG Made	4	vs. Tennessee Tech (2/8/20)
3-Point FG Attempted	6	2x, last vs. UT Martin (2/13/20)
FT Made	8	at Austin Peay (2/21/19)
FT Attempted	8	2x, last vs. Kansas City (11/28/20)
Assists	6	2x, last vs. UT Martin (12/18/20)
Blocks	2	vs. Kansas City (11/28/20)
Steals	6	vs. SIUE (1/28/21)
Minutes	38	vs. Southern Illinois (12/2/20)

Russell's Career Statistics at Southeast Missouri

Overall																					
Season	G-GS	Min	Avg	FG-FGA	Pct	3FG-3FGA	Pct	FT-FTA	Pct	Off	Def	Tot	Avg	PF	FO	A	TO	Blk	Stl	Pts	Avg
2018-19	31-9	499	16.1	53-147	.361	16-53	.302	43-62	.694	13	69	82	2.6	60	2	44	40	2	13	165	5.3
2019-20	28-7	512	18.3	64-148	.432	23-67	.343	25-36	.694	11	69	80	2.9	47	0	42	44	2	19	176	6.3
2020-21	22-7	427	19.4	27-84	.321	6-36	.167	13-29	.448	23	62	85	3.9	49	2	19	26	3	23	73	3.3
Total	81-23	1438	17.8	144-379	.380	45-156	.288	81-127	.638	47	200	247	3.0	156	4	105	110	7	55	414	5.1
Ohio Valley Conference Games Only																					
Season	G-GS	Min	Avg	FG-FGA	Pct	3FG-3FGA	Pct	FT-FTA	Pct	Off	Def	Tot	Avg	PF	FO	A	TO	Blk	Stl	Pts	Avg
2018-19	18-8	297	16.5	33-93	.355	11-34	.324	37-50	.740	7	33	40	2.2	38	1	28	24	2	8	114	6.3
2019-20	16-7	354	22.1	47-101	.465	22-52	.423	15-22	.682	7	43	50	3.1	30	0	31	28	1	12	131	8.2
2020-21	16-1	265	16.6	19-56	.339	3-23	.130	4-14	.286	14	32	46	2.9	30	0	15	15	0	16	45	2.8
Total	50-16	916	18.3	99-250	.396	36-109	.330	56-86	.651	28	108	136	2.7	98	1	74	67	3	36	290	5.8



NOLAN TAYLOR

31

2020-21: Returned to score 10 points off the bench at Murray State (2/12) after missing four games with a knee injury...Is third on the team with 9.2 points and third with 4.3 rebounds per contest...Ranks ninth in the Ohio Valley Conference in field goal percentage (.567)...Made a perfect 6-of-6 free throws en route to scoring 10 points in his first career start at Kansas City (11/28)...Grabbed seven rebounds in 25 minutes...Followed that up with 14 points and seven boards in 22 minutes vs. Southern Illinois (12/2)...Put up season-highs in points (16), assists (5) and minutes played (20) vs. Lipscomb (12/7)...Scored double figures in seven of his 15 starts...Grabbed six or more rebounds in six contests...Has eight double-digit scoring games.

Cal Poly: Was limited to 14 games during the 2019-20 season due to injury... Averaged 6.1 points and 2.9 rebounds in those contests...Redshirted during his first season (2018-19) at Cal Poly due to NCAA transfer rules.

Pepperdine: Spent two seasons at Pepperdine...Averaged 8.9 points and four rebounds per game in the first 15 games of his sophomore season before sustaining a season-ending injury...Started 20 of 24 games as a freshman for the Waves in 2016-17.

Taylor's Game-by-Game Statistics

2020-21	FG	3P	FT	O/D	REB	E	PTS	A	TO	B	S	M
vs. Kansas City*	2-4	0-0	6-6	1/6	7	3	10	0	1	0	0	25
Southern Illinois*	6-11	0-0	2-5	2/5	7	3	14	2	0	0	0	22
Lipscomb*	5-9	0-0	6-8	5/3	8	3	16	5	0	1	1	28
at Lipscomb*	3-6	0-0	2-2	1/3	4	1	8	0	2	1	1	20
at Evansville*	6-11	0-0	1-3	0/9	9	4	13	1	2	0	0	29
UT Martin*	1-1	0-0	1-2	1/1	2	3	3	1	1	0	0	18
at Indiana State*	4-6	0-0	3-4	4/2	6	2	11	1	0	0	0	18
at Tennessee Tech*	4-5	0-0	0-0	0/2	2	3	8	0	1	0	1	15
Tennessee State*	4-6	0-0	6-11	2/1	3	4	14	0	1	0	1	22
at Belmont*	2-6	0-0	0-0	2/3	5	4	4	0	1	0	1	9
Morehead State*	3-6	0-0	0-0	0/3	3	0	6	3	3	0	0	23
at Tennessee State*	1-2	0-0	6-8	1/2	3	3	8	1	2	0	0	18
at Morehead State*	5-6	0-0	3-6	0/6	6	3	13	2	0	0	0	22
at UT Martin*	3-5	0-0	2-4	1/1	2	2	8	0	1	0	0	20
SIU Edwardsville*	4-8	0-0	1-3	2/1	3	0	9	0	0	0	0	15
Eastern Illinois	DNP	-	-	-	-	-	-	-	-	-	-	-
Murray State	DNP	-	-	-	-	-	-	-	-	-	-	-
Tennessee Tech	DNP	-	-	-	-	-	-	-	-	-	-	-
Jacksonville State	DNP	-	-	-	-	-	-	-	-	-	-	-
at Murray State	5-9	0-0	0-0	2/1	3	1	10	0	0	0	0	13
at Austin Peay	1-3	0-0	0-0	0/0	0	3	2	0	1	0	0	11
Austin Peay	DNP	-	-	-	-	-	-	-	-	-	-	-
Eastern Kentucky												
Eastern Kentucky												
at Eastern Illinois												
at SIU Edwardsville												
Totals	59-104	0-0	39-62	24/49	73	42	157	16	16	2	5	328

* - Game Started

2020-21 Season/Career-Highs

Points	16	vs. Lipscomb (12/7/20)
Total Rebounds	9	at Evansville (12/15/20)
Offensive	5	vs. Lipscomb (12/7/20)
Defensive	9	at Evansville (12/15/20)
FG Made	6	2x, last at Evansville (12/15/20)
FG Attempted	11	2x, last at Evansville (12/15/20)
3-Point FG Made	-	-
3-Point FG Attempted	-	-
FT Made	6	4x, last at Tennessee State (1/19/21)
FT Attempted	11	vs. Tennessee State (1/2/21)
Assists	5	vs. Lipscomb (12/7/20)
Blocks	1	2x, last at Lipscomb (12/9/20)
Steals	1	5x, last at Belmont (1/7/21)
Minutes	29	at Evansville (12/15/20)

Taylor's Career Statistics at Southeast Missouri

Overall																			
Season	G-GS	Min	Avg	FG-FGA	Pct	3FG-3FGA	Pct	FT-FTA	Pct	Off	Def	Tot	Avg	PF	FO	A	TO	Blk	Stl
2020-21	17-15	328	19.3	59-104	.567	0-0	.000	39-62	.629	24	49	73	4.3	42	0	16	16	2	5
Ohio Valley Conference Games Only																			
Season	G-GS	Min	Avg	FG-FGA	Pct	3FG-3FGA	Pct	FT-FTA	Pct	Off	Def	Tot	Avg	PF	FO	A	TO	Blk	Stl
2020-21	11-9	186	16.9	33-57	.579	0-0	.000	19-34	.559	11	21	32	2.9	26	0	7	11	0	3
													Pts	Avg					
													157	9.2					
													85	7.7					



Season/Career Statistics

SEASON STATISTICS

CAREER STATISTICS

SUMMARY	gp-gs	min/g	fg%	3fg%	ft%	r/g	a/g	stl	blk	pts/g	gp-gs	min/g	fg%	3fg%	ft%	r/g	a/g	stl	blk	pts/g
HARRIS, Chris	21-21	29.7	.343	.266	.745	2.2	2.7	18	2	12.2	23-21	29.4	.359	.293	.750	2.3	2.5	18	3	12.5
REED, JR., Eric	22-17	28.3	.481	.464	.594	2.2	1.1	13	2	10.0	22-17	28.3	.481	.464	.594	2.2	1.1	13	2	10.0
TAYLOR, Nolan	17-15	19.3	.567	.000	.629	4.3	0.9	5	2	9.2	17-15	19.3	.567	.000	.629	4.3	0.9	5	2	9.2
NICHOLAS, DQ	22-22	29.6	.386	.234	.707	4.7	3.0	27	2	9.0	52-41	26.6	.391	.271	.722	3.4	2.3	49	7	8.2
AKENTEN, Nana	22-19	27.0	.382	.342	.750	5.7	1.1	31	8	8.7	22-19	27.0	.382	.342	.750	5.7	1.1	31	8	8.7
LOVE, Jordan	20-0	19.3	.402	.357	.583	2.6	1.9	23	4	6.0	45-4	15.5	.375	.313	.582	1.9	1.2	30	6	4.4
PATTERSON, Manny	17-7	12.6	.554	.000	.714	2.8	0.4	1	15	5.7	17-7	12.6	.554	.000	.714	2.8	0.4	1	15	5.7
AGNEW, Darrious	13-0	9.8	.459	.667	.545	2.2	0.2	3	3	4.2	35-5	10.3	.431	.364	.603	2.1	0.4	14	3	4.5
RUSSELL, Nygal	22-7	19.4	.321	.167	.448	3.9	0.9	23	3	3.3	81-23	17.8	.380	.288	.638	3.0	1.3	55	7	5.1
BRANSON, Dylan	22-2	15.5	.564	.571	.909	2.4	1.3	7	3	3.0	22-2	15.5	.564	.571	.909	2.4	1.3	7	3	3.0
JOHNSON, Nate	20-0	9.1	.583	.000	.400	2.3	0.3	3	9	2.5	20-0	9.1	.583	.000	.400	2.3	0.3	3	9	2.5
LONG, Parker	10-0	4.9	.500	.667	.000	0.5	0.1	1	0	0.6	10-0	4.9	.500	.667	.000	0.5	0.1	1	0	0.6
MORRISON, Evan	3-0	2.3	.000	.000	.000	0.7	0.0	0	0	0.0	20-0	4.9	.211	.231	.000	0.4	0.1	2	0	0.6

SCORING	fg-fga	fg%	3fg-fga	3fg%	ft-fa	ft%	pts	pts/g	fg-fga	fg%	3fg-fga	3fg%	ft-fa	ft%	pts	pts/g
HARRIS, Chris	74-216	.343	29-109	.266	79-106	.745	256	12.2	83-231	.359	34-116	.293	87-116	.750	287	12.5
REED, JR., Eric	78-162	.481	45-97	.464	19-32	.594	220	10.0	78-162	.481	45-97	.464	19-32	.594	220	10.0
TAYLOR, Nolan	59-104	.567	0-0	.000	39-62	.629	157	9.2	59-104	.567	0-0	.000	39-62	.629	157	9.2
NICHOLAS, DQ	61-158	.386	11-47	.234	65-92	.707	198	9.0	133-340	.391	29-107	.271	130-180	.722	425	8.2
AKENTEN, Nana	65-170	.382	40-117	.342	21-28	.750	191	8.7	65-170	.382	40-117	.342	21-28	.750	191	8.7
LOVE, Jordan	41-102	.402	10-28	.357	28-48	.583	120	6.0	69-184	.375	15-48	.313	46-79	.582	199	4.4
PATTERSON, Manny	36-65	.554	0-0	.000	25-35	.714	97	5.7	36-65	.554	0-0	.000	25-35	.714	97	5.7
AGNEW, Darrious	17-37	.459	2-3	.667	18-33	.545	54	4.2	56-130	.431	4-11	.364	41-68	.603	157	4.5
RUSSELL, Nygal	27-84	.321	6-36	.167	13-29	.448	73	3.3	144-379	.380	45-156	.288	81-127	.638	414	5.1
BRANSON, Dylan	22-39	.564	12-21	.571	10-11	.909	66	3.0	22-39	.564	12-21	.571	10-11	.909	66	3.0
JOHNSON, Nate	21-36	.583	0-0	.000	8-20	.400	50	2.5	21-36	.583	0-0	.000	8-20	.400	50	2.5
LONG, Parker	2-4	.500	2-3	.667	0-0	.000	6	0.6	2-4	.500	2-3	.667	0-0	.000	6	0.6
MORRISON, Evan	0-5	.000	0-2	.000	0-0	.000	0	0.0	4-19	.211	3-13	.231	0-0	.000	11	0.6

TOTALS	o-reb	d-reb	t-reb	pf	fo	ast	to	a/to	o-reb	d-reb	t-reb	pf	fo	ast	to	a/to
HARRIS, Chris	5	42	47	41	1	56	52	1.1	5	48	53	46	1	58	57	1.0
REED, JR., Eric	17	32	49	38	0	24	28	0.9	17	32	49	38	0	24	28	0.9
TAYLOR, Nolan	24	49	73	42	0	16	16	1.0	24	49	73	42	0	16	16	1.0
NICHOLAS, DQ	13	90	103	55	2	67	69	1.0	20	157	177	103	2	117	117	1.0
AKENTEN, Nana	22	103	125	51	2	24	41	0.6	22	103	125	51	2	24	41	0.6
LOVE, Jordan	11	40	51	16	0	37	22	1.7	22	65	87	36	0	54	46	1.2
PATTERSON, Manny	13	34	47	41	1	6	23	0.3	13	34	47	41	1	6	23	0.3
AGNEW, Darrious	14	14	28	17	0	3	8	0.4	29	45	74	52	1	13	28	0.5
RUSSELL, Nygal	23	62	85	49	2	19	26	0.7	47	200	247	156	4	105	110	1.0
BRANSON, Dylan	16	37	53	41	2	29	35	0.8	16	37	53	41	2	29	35	0.8
JOHNSON, Nate	17	28	45	27	0	6	13	0.5	17	28	45	27	0	6	13	0.5
LONG, Parker	2	3	5	3	0	1	2	0.5	2	3	5	3	0	1	2	0.5
MORRISON, Evan	1	1	2	0	0	0	0	0.0	3	5	8	5	0	1	1	1.0

Game
1Southeast Missouri 71
Kansas City 66

November 28, 2020 • Mabey Fieldhouse • Kansas City, Mo.



KANSAS CITY, Mo.

Nygal Russell scored eight points, had a steal and knocked down two huge

3-pointers in the final 2:32 to give Southeast Missouri a 71-66 win over Kansas City at the Negro Baseball League Museum Tip-Off Classic.

Russell, who finished with 14 points as one of four SEMO players in double figures, hit both of his treys in the last minute to help get Brad Korn his first career win as the Redhawks head coach.

A native of Houston, Texas, Russell buried the first of his two clutch 3-pointers to put the

Redhawks ahead, 68-64, after KC made it a one-point game.

Then, following two free throws by Franck Kamgain which narrowed the Redhawks lead to 68-66 with 33 seconds to go, Russell delivered the final blow with his long range bomb as the shot clock expired giving SEMO a 71-66 advantage.

KC inbounded the ball with two seconds left and Russell intercepted the pass to end his impressive game-changing effort down the stretch.

Chris Harris scored a game-high 18 points to lead four Redhawks in double figures. Nana Akenten (17), Russell and Nolan Taylor (10) were the others.

Game
2Southern Illinois 87
Southeast Missouri 79 OT

December 2, 2020 • Show Me Center • Cape Girardeau, Mo.

CAPE
GIRARDEAU, Mo.

Southern Illinois scored 28 points at the free throw

line and sunk nine in overtime to escape with an 87-79 win over Southeast Missouri.

SEMO led, 65-54, with a little over six minutes remaining in regulation when SIU went on a 15-4 run to tie the game at 69-69. Dalton Banks converted a conventional 3-point play and Anthony D'Avanzo made a free throw to knot things up with 20 seconds left.

Chris Harris drove the lane and banked in a layup to regain a 71-69 edge for the Redhawks 12 seconds later.


DQ Nicholas was then called for a foul when contact was made near midcourt on SIU's inbound pass. D'Avanzo headed to the free throw line again, this time making two shots to breing the game to a 71-71 deadlock with four seconds on the clock.

SEMO had one last chance to win it, but Harris' 3-point attempt came off the front of the rim.

The Salukis scored the first seven points of overtime and the Redhawks didn't recover.

Eric Reed, Jr. led SEMO with 17 points, Harris added 15, Nolan Taylor finished with 14 and Jordan Love chipped in 10.

Nygal Russell turned in career-highs in rebounds (11) and minutes played (38).



Official Basketball Box Score -- Final

Southeast Mo. St. at Kansas City

11/28/20 Mabey Fieldhouse, Kansas City

2020-21 Men's Basketball

Game Time: 4:03 PM

Game Duration: 2:05

Attendance: 175

Officials: Michael Swoboda, Robert Felder, Chris Pasol

Southeast Mo. St. - 71

Record: 1-0

NO.	Name	Min	FG	3P	FT	Rebounds	Fouls	TP	AS	TO	ST	Blocks	pts	
			M-A	M-A	M-A	OR	DR	PF				BS		
31	Nolan Taylor	25:13	2-4	0-0	5-6	1	6	7	3	4	10	0	1	
3	Eric Reed, Jr.	10:25	0-2	0-1	0-0	0	0	0	4	1	0	0	1	
5	Chris Harris	35:02	5-9	3-6	5-11	1	2	3	1	8	18	4	0	
11	DQ Nicholas	09:15	2-3	0-1	4-4	0	1	1	5	4	8	0	4	
25	Nygal Russell	32:31	3-5	3-5	5-8	0	7	7	4	4	14	1	2	
21	Nana Akenten	32:27	6-12	4-9	1-2	0	6	6	2	1	17	2	3	
14	Nate Johnson	13:21	0-0	0-0	0-1	1	3	4	2	1	0	2	0	
2	Jordan Love	26:34	2-6	0-1	0-3	0	3	3	0	2	4	3	1	
33	Dylan Branson	05:12	0-0	0-0	0-0	0	0	0	1	0	0	2	1	
Team						0			0			0		
Totals			20-41	10-23	21-35	3	25	31	22	25	71	12	17	

1st FG%

11-22

50.0%

3PT%

7-15

46.7%

FT%

8-14

57.1%

2nd FG%

9-19

47.4%

3PT%

3-8

37.5%

FT%

13-21

61.9%

GM FG%

20-41

48.8%

3PT%

10-23

43.5%

FT%

21-35

60.0%

Dead Ball Rebounds: 7-6

Southeast Mo. St. - 71

Record: 1-0

Kansas City - 66

Record: 2-1

NO.	Name	Min	FG	3P	FT	Rebounds	Fouls	TP	AS	TO	ST	Blocks	pts	
			M-A	M-A	M-A	OR	DR	PF				BS		
20	Joshua Allick	20:52	3-4	1-2	0-0	1	3	4	4	1	7	0	2	
00	Zion Williams	32:30	5-9	0-1	0-0	1	3	4	0	10	5	5	4	
3	Brandon McRae	30:16	5-12	1-3	5-8	0	2	2	5	10	16	2	4	
11	Franck Kamgain	33:52	1-7	0-2	6-8	0	3	3	3	4	8	3	2	
33	Marvin Nesbitt Jr.	37:56	7-12	1-2	0-3	3	5	8	3	4	15	1	1	
32	Kaimen Lemox	06:26	0-2	0-1	0-0	0	0	0	0	0	2	0	0	
10	Hilde Roessink	16:09	2-4	1-2	3-4	0	3	3	1	3	8	0	3	
21	Sam Martin	07:15	0-0	0-0	0-0	0	2	2	1	0	0	1	1	
4	Jacob Johnson	13:43	1-2	0-0	0-0	0	0	0	2	0	2	0	1	
12	Jonathan Bolden	00:58	0-0	0-0	0-0	0	0	0	0	0	0	0	0	
Team						2			4			0		
Totals			24-52	4-13	14-23	7	25	32	25	22	66	13	17	

1st FG%

10-22

45.5%

3PT%

3-10

30.0%

FT%

8-12

66.7%

2nd FG%

14-30

46.7%

3PT%

1-10

10.0%

FT%

6-11

54.5%

GM FG%

24-52

46.2%

3PT%

4-13

30.8%

FT%

14-23

60.9%

Dead Ball Rebounds: 2-8

Kansas City - 66

Record: 2-1

Southeast Mo. St. - 71

Record: 1-0

Kansas City - 66

Record: 2-1

Southeast Mo. St. - 71

Record: 1-0

Kansas City - 66

Record: 2-1

Southeast Mo. St. - 71

Record: 1-0

Kansas City - 66

Record: 2-1

Southeast Mo. St. - 71

Record: 1-0

Kansas City - 66

Record: 2-1

Southeast Mo. St. - 71

Record: 1-0

Kansas City - 66

Record: 2-1

Southeast Mo. St. - 71

Record: 1-0

Kansas City - 66

Record: 2-1

Southeast Mo. St. - 71

Record: 1-0

Kansas City - 66

Record: 2-1

Southeast Mo. St. - 71

Record: 1-0

Kansas City - 66

Record: 2-1

Southeast Mo. St. - 71

Record: 1-0

Kansas City - 66

Record: 2-1

Southeast Mo. St. - 71

Record: 1-0

Kansas City - 66

Record: 2-1

Southeast Mo. St. - 71

Record: 1-0

Kansas City - 66

Record: 2-1

Southeast Mo. St. - 71

Record: 1-0

Kansas City - 66

Record: 2-1

Southeast Mo. St. - 71

Record: 1-0

Kansas City - 66

Record: 2-1

Southeast Mo. St. - 71

Record: 1-0

Kansas City - 66

Record: 2-1

Southeast Mo. St. - 71

Record: 1-0

Kansas City - 66

Record: 2-1

Southeast Mo. St. - 71

Record: 1-0

Kansas City - 66

Record: 2-1

Southeast Mo. St. - 71

Record: 1-0

Kansas City - 66

Record: 2-1

Southeast Mo. St. - 71

Record: 1-0

Kansas City - 66

Record: 2-1

Southeast Mo. St. - 71

Record: 1-0

Kansas City - 66

Record: 2-1

Southeast Mo. St. - 71

Record: 1-0

Kansas City - 66

Record: 2-1

Southeast Mo. St. - 71

Record: 1-0

Kansas City - 66

Record: 2-1

Southeast Mo. St. - 71

Record: 1-0

Kansas City - 66

Record: 2-1

Southeast Mo. St. - 71

Record: 1-0

Kansas City - 66

Record: 2-1

Southeast Mo. St. - 71

Record: 1-0

Kansas City - 66

Record: 2-1

Southeast Mo. St. - 71

Record: 1-0

Kansas City - 66

Record: 2-1

Southeast Mo. St. - 71

Record: 1-0

Kansas City - 66

Record: 2-1

Southeast Mo. St. - 71

Record: 1-0

Kansas City - 66

Record: 2-1

Southeast Mo. St. - 71

Record: 1-0

Kansas City - 66

Record: 2-1

Southeast Mo. St. - 71

Record: 1-0

Kansas City - 66

Record: 2-1

Southeast Mo. St. - 71

Record: 1-0

Kansas City - 66

Record: 2-1

Southeast Mo. St. - 71

Record: 1-0

Kansas City - 66

Record: 2-1

Southeast Mo. St. - 71

Record: 1-0

Kansas City - 66

Record: 2-1

Southeast Mo. St. - 71

Record: 1-0

Kansas City - 66

Record: 2-1

Southeast Mo. St. - 71

Record: 1-0

Kansas City - 66

Record: 2-1

Southeast Mo. St. - 71

Record: 1-0

Kansas City - 66

Record: 2-1

Southeast Mo. St. - 71

Record: 1-0

Kansas City - 66

Record: 2-1

Southeast Mo. St. - 71

Record: 1-0

Kansas City - 66

Record: 2-1

Official Basketball Box Score -- Game Totals -- Final Statistics
Southern Illinois vs Southeast Missouri
12-02-20 6:30 p.m. at Show Me Center -- Cape Girardeau, Mo.

Southern Illinois 87 • 1-0

#	Player		Total			3-Ptr		Rebounds				PF	TP	A	TO	Blk	Stl	Min
			FG-FGA	FG-FGA	FT-FTA	Off	Def	Tot										
01	DOMASK, Marcus	f	6-11	1-3	11-12	1	4	5	1	24	3	6	2	0	44			
33	D'AVANZO, Anthony	f	4-7	2-3	3-3	1	3	4	3	13	0	0	3	0	23			
05	JONES, Lance	g	3-10	1-4	0-2	1	3	4	1	7	2	1	1	2	25			
10	HARVEY, Ben	g	5-11	3-6	9-10	0	7	7	2	22	3	0	1	0	35			
24	BROWN, Trent	g	1-5	1-2	1-2	0	4	4	3	4	2	1	0	1	30			
03	BANKS, Dalton	g	5-9	1-2	3-3	0	1	1	4	14	1	1	0	2	39			
14	FILEWICH, Kyler	g	1-2	0-0	0-0	0	1	1	4	2	1	0	0	0	12			
22	VERPLANCKEN, Steven	g	0-2	0-1	1-3	0	2	2	0	1	1	0	0	0	14			
25	LONG, Jakolby	g	0-1	0-0	0-0	0	1	1	0	0	0	0	0	0	3			
Team						1	7	8										
Totals			25-58	9-21	28-35	4	33	37	18	87	13	9	7	5	225			
FG % 1st Half:			10-27	37.0%	2nd half:	12-25	48.0%	OT:	3-6	50.0%	Game:	25-58	43.1%	Deadball				
3FG % 1st Half:			3-10	30.0%	2nd half:	5-9	55.6%	OT:	1-2	50.0%	Game:	9-21	42.9%	Rebounds				
FT % 1st Half:			6-11	54.5%	2nd half:	13-14	92.9%	OT:	9-10	90.0%	Game:	28-35	80.0%	3				

Southeast Missouri 79 • 1-1

#	Player		Total			3-Ptr		Rebounds			PF	TP	A	TO	Blk	Stl	Min																					
			FG-FGA	FG-FGA	FT-FTA	Off	Def	Tot																														
31	TAYLOR, Nolan	f	6-11	0-0	2-5	2	5	7	3	14	2	0	0	0	0	22																						
03	REED, JR., Eric	g	6-10	3-5	2-3	4	1	5	3	17	0	0	1	1	1	38																						
05	HARRIS, Chris	g	6-15	1-6	2-2	1	0	1	5	15	5	2	0	1	1	22																						
11	NICHOLAS, DQ	g	2-12	0-1	3-5	0	3	3	3	7	4	2	0	0	0	32																						
25	RUSSELL, Nygal	g	0-6	0-1	0-0	4	7	11	5	0	2	2	1	2	38																							
02	LOVE, Jordan	g	4-5	1-1	1-4	0	3	3	1	10	3	2	1	1	1	19																						
14	JOHNSON, Nate	g	3-5	0-0	0-0	1	2	3	0	6	1	0	2	0	1	14																						
21	AKENTEN, Nana	g	3-7	1-4	1-2	1	7	8	5	8	1	5	2	1	1	32																						
33	BRANSON, Dylan	g	1-3	0-1	0-0	1	3	4	3	2	3	0	0	0	0	8																						
Team						4			1			5																										
Totals			31-74			6-19			11-21			18-32			50-28			79-21			13-7			6-225														
FG % 1st Half:			13-33			39.4%			2nd half:			15-32			46.9%			OT:			3-9			33.3%			Game:			31-74			41.9%			Deadball		
3FG % 1st Half:			1-6			16.7%			2nd half:			4-9			44.4%			OT:			1-4			25.0%			Game:			6-19			31.6%			Rebounds		
FT % 1st Half:			4-7			57.1%			2nd half:			4-10			60.0%			OT:			1-4			25.0%			Game:			11-21			52.4%			2		



Game 3

Lipscomb 77 Southeast Missouri 82

December 7, 2020 • Show Me Center • Cape Girardeau, Mo.



CAPE GIRARDEAU, Mo.

Chris Harris and Eric Reed, Jr. each scored 19 points, and Nolan Taylor added 16 points and

eight rebounds to lead Southeast Missouri to an 82-77 win over Preseason Atlantic Sun Conference favorite Lipscomb.

SEMO led for the final 11:04 of the tight contest after Reed, Jr.'s jumper gave it a 56-55 edge. The Redhawks then didn't lead by more than six points and fought off a Lipscomb team that pulled to within one six times in the last 10 minutes.

Jordan Love drove the lane and scored a big basket to put the Redhawks ahead, 78-72, at the 2:24

mark. SEMO later made four free throws in the final 1:01 to polish off the win.

Reed, Jr. gave SEMO a huge spark off the bench going 8-of-10 from the field and 3-of-4 from 3-point range.

Taylor was a force underneath finishing with 5-of-9 field goals, 6-of-8 free throws, five offensive rebounds and five assists in 28 minutes.

Harris shot 7-of-13 from the field, made three 3-pointers and dished out three assists, while DQ Nicholas contributed 12 points, five assists and three steals.

Head Coach Brad Korn picked up his first career win at the show Me Center.

Game 4

Southeast Missouri 74 Lipscomb 80^{OT}

December 9, 2020 • Allen Arena • Nashville, Tenn.



NASHVILLE, Tenn.

Southeast Missouri put together a ferocious comeback, but came up short in an 80-74 overtime loss to

Lipscomb.

Jake Wolfe scored 26 points and made a 3-pointer at the buzzer to send the game to overtime.

LU was down four with 50 seconds left in regulation and pulled within a point on a Wolfe Layup. Jordan Love was later fouled and split two free throws leaving SEMO ahead, 63-60.

Wolfe then splashed in an off-balance 3-pointer to send the game to overtime.

The Bisons went a perfect 8-of-8

at the free throw line in overtime to avenge an earlier loss to the Redhawks.

The Redhawks trailed by 15 points (40-25) 3:39 into the second half and used a 20-2 run to erase the deficit.

Nygall Russell scored five points in a quick 42 seconds and made a free throw to tie the game at 44-44 with 8:51 on the clock.

Nolan Taylor's layup gave SEMO its first lead since the first half at 47-46.

Four free throws by DQ Nicholas off a pair of LU technical fouls helped widen SEMO's lead to 55-46 with a little over six minutes remaining.

SEMO led the rest of the way until Wolfe's game-tying three.



Official Basketball Box Score -- Game Totals -- Final Statistics
Lipscomb vs Southeast Missouri
12-07-20 6:30 p.m. at Show Me Center -- Cape Girardeau, Mo.



Lipscomb 77 • 1-4

#	Player	Total		3-Ptr		Rebounds		PF	TP	A	TO	Blk	Stl	Min.
		FG-FGA	FG-FGA	FT-FTA	FT-FTA	Off	Def							
23	ASADULLAH, Ahsan	c	6-8	0-0	4-6	1	6	7	2	16	10	6	2	31
01	JONES, Greg	g	7-13	4-9	0-0	0	1	1	1	18	0	0	0	35
03	FERGUSON, Romeo	g	4-10	0-3	2-2	1	4	5	3	10	3	2	0	30
10	WOLFE, Jake	g	7-10	4-5	4-5	0	2	2	1	22	3	3	0	29
25	MILLER, Miles	g	1-6	1-3	0-0	1	1	2	4	3	5	0	0	22
05	COLEMAN, Kaleb	g	1-2	1-2	0-0	0	0	0	1	3	0	1	0	3
11	JONES, Alex	g	0-0	0-0	0-0	1	0	1	1	0	1	0	0	18
12	CARY, Carson	g	0-0	0-0	0-0	0	0	0	0	0	0	0	0	9
13	HAZEN, Parker	g	2-2	0-0	1-1	0	5	5	3	5	0	1	0	23
Team						0	2	2						
Totals			28-51	10-22	11-14	4	21	25	16	77	22	13	2	200

FG % 1st Half: 14-28 50.0% 2nd half: 14-23 60.9% Game: 28-51 54.9%
3FG % 1st Half: 6-13 46.2% 2nd half: 4-9 44.4% Game: 10-22 45.5%
FT % 1st Half: 3-5 60.0% 2nd half: 8-9 88.9% Game: 11-14 78.6%

Southeast Missouri 82 • 2-1

#	Player	Total		3-Ptr		Rebounds		PF	TP	A	TO	Blk	Stl	Min.
		FG-FGA	FG-FGA	FT-FTA	FT-FTA	Off	Def							
31	TAYLOR, Nolan	r	5-9	0-0	6-8	5	3	8	3	16	5	0	1	28
05	HARRIS, Chris	g	7-13	3-7	2-2	0	0	0	0	19	3	2	0	30
11	NICHOLAS, DQ	g	4-10	1-4	3-4	1	2	3	4	12	5	2	0	29
21	AKENTEN, Nana	g	3-10	3-6	0-0	3	4	7	1	9	0	1	0	29
25	RUSSELL, Nygal	g	1-5	0-3	1-2	1	2	3	0	3	0	1	0	20
02	LOVE, Jordan	g	1-3	0-1	0-0	0	2	2	0	2	4	0	0	21
03	REED, JR., Eric	g	8-10	3-4	0-0	0	2	2	2	19	1	0	0	23
14	JOHNSON, Nate	g	1-1	0-0	0-0	1	3	4	1	2	0	1	0	12
33	BRANSON, Dylan	g	0-1	0-1	0-0	0	0	0	1	0	1	0	0	8
Team						0	2	2						
Totals			30-62	10-26	12-16	11	20	31	12	82	19	7	1	200

FG % 1st Half: 16-32 50.0% 2nd half: 14-30 46.7% Game: 30-62 48.4%
3FG % 1st Half: 5-12 41.7% 2nd half: 5-14 35.7% Game: 10-26 38.5%
FT % 1st Half: 2-2 100.0% 2nd half: 10-14 71.4% Game: 12-16 75.0%

Officials: Greg Rennegarbe, Davis Maxwell, Cedric Coleman
Technical fouls: Lipscomb-None. Southeast Missouri-None.
Attendance: 580

Score by periods	1st	2nd	Total
Lipscomb	37	40	77
Southeast Missouri	39	43	82

Points	In	Off	2nd	Fast	Bench
LU	32	7	1	2	8
SEMO	28	23	12	4	23



Official Basketball Box Score -- Game Totals -- Final Statistics
SEMO vs Lipscomb
12-09-20 7 p.m. at Allen Arena -- Nashville, Tenn.



SEMO 74 • 2-2

#	Player	Total		3-Ptr		Rebounds		PF	TP	A	TO	Blk	Stl	Min.
		FG-FGA	FG-FGA	FT-FTA	FT-FTA	Off	Def							
31	TAYLOR, Nolan	r	3-6	0-0	2-2	1	3	4	1	8	0	2	1	20
05	HARRIS, Chris	g	7-17	4-8	3-8	0	2	2	2	21	0	4	0	35
11	NICHOLAS, DQ	g	5-12	1-3	6-7	1	4	5	2	17	1	6	1	37
21	AKENTEN, Nana	g	1-3	0-2	0-0	1	3	4	2	2	2	2	1	22
25	RUSSELL, Nygal	g	3-4	0-1	3-5	4	4	8	5	9	1	2	0	29
02	LOVE, Jordan	g	2-6	0-1	4-6	1	4	5	2	8	2	1	0	29
03	REED, JR., Eric	g	2-3	1-2	0-0	1	2	3	4	5	0	2	0	30
14	JOHNSON, Nate	g	1-3	0-0	0-0	3	2	5	1	2	1	0	0	10
33	BRANSON, Dylan	g	1-1	0-0	0-0	0	0	0	3	2	1	2	0	13
Team						3	2	5						
Totals			25-55	6-17	18-28	15	26	41	22	74	8	21	3	225

FG % 1st Half: 7-22 31.8% 2nd half: 13-24 54.2% OT: 5-9 55.6% Game: 25-55 45.5%
3FG % 1st Half: 3-8 37.5% 2nd half: 3-7 42.9% OT: 0-2 0.0% Game: 6-17 35.3%
FT % 1st Half: 5-8 62.5% 2nd half: 12-19 63.2% OT: 1-1 100.0% Game: 18-28 64.3%

Lipscomb 80 • 2-4

#	Player	Total		3-Ptr		Rebounds		PF	TP	A	TO	Blk	Stl	Min.
		FG-FGA	FG-FGA	FT-FTA	FT-FTA	Off	Def							
23	ASADULLAH, Ahsan	c	3-5	0-0	1-2	0	5	5	7	2	2	1	0	17
01	JONES, Greg	g	6-13	3-8	2-2	0	0	0	4	17	1	0	0	39
03	FERGUSON, Romeo	g	6-7	0-0	0-2	1	5	6	4	12	1	3	2	39
10	WOLFE, Jake	g	6-11	2-3	12-14	0	2	2	1	26	4	0	0	39
25	MILLER, Miles	g	0-4	0-1	0-0	0	1	1	1	0	1	2	0	15
02	PRUITT, Will	g	0-1	0-0	0-0	0	0	0	0	0	0	0	0	0
04	SHULMAN, Tanner	g	0-0	0-0	0-0	0	0	0	0	0	0	0	0	3
05	COLEMAN, Kaleb	g	0-2	0-1	0-0	0	1	1	0	0	0	0	0	8
11	JONES, Alex	g	2-3	1-2	0-0	0	4	4	1	5	5	1	0	20
12	CARY, Carson	g	3-5	3-5	2-2	0	1	1	1	11	0	1	0	16
13	HAZEN, Parker	g	0-3	0-0	0-0	0	1	1	5	0	0	0	0	12
14	MURR, Tommy	g	0-1	0-0	2-2	0	0	0	2	2	1	0	0	7
Team						2	2	4						
Totals			26-55	9-20	19-24	3	22	25	24	80	15	10	3	225

FG % 1st Half: 13-30 43.3% 2nd half: 9-20 45.0% OT: 4-5 80.0% Game: 26-55 47.3%
3FG % 1st Half: 6-11 54.5% 2nd half: 2-8 25.0% OT: 1-1 100.0% Game: 9-20 45.0%
FT % 1st Half: 0-0 0.0% 2nd half: 11-16 68.8% OT: 8-8 100.0% Game: 19-24 79.2%

Officials: Wil Howard, R.B. Clyburn, John Dillon
Technical fouls: SEMO-None. Lipscomb-JONES, Greg; WOLFE, Jake.
Attendance: 488

Score by periods	1st	2nd	OT	Total
SEMO	22	41	11	74
Lipscomb	32	31	17	80

Points	In	Off	2nd	Fast	Bench
SEMO	32	17	17	0	17
LIP	34	30	2	6	18

Game
5Southeast Missouri 63
Evansville 66 OT

December 15, 2020 • Ford Center • Evansville, Ind.



EVANSVILLE, Ind.

Southeast Missouri lost in overtime for the third time when it fell to Missouri Valley Conference member Evansville, 66-63.

UE trailed, 54-48, with 2:50 left to play when it scored eight of the final 10 points of regulation and tied the game at 56-56. Jawaun Newton made two free throws with 21 seconds left to knot things up.

In overtime, SEMO led, 63-61, after Jordan Love split a pair of free throws with 18 seconds on the clock. On the ensuing possession, Shamar Givance made a layup and was fouled with one second remaining. Givance knocked down

the free throw to complete his 3-point play and send the Purple Aces to victory.

SEMO led by no more than six points in the game.

Nana Akenten, Nate Johnson and Eric Reed, Jr. combined for 18 of the Redhawks 26 points in a low scoring first half.

Reed, Jr. came off the bench to lead SEMO with 16 points on 6-of-11 field goals. Three of his makes came from 3-point range. Akenten followed with 14 points and a game-high 4-of-4 from distance. Nolan Taylor narrowly missed a double-double with 13 points and nine rebounds.

The Redhawks outrebounded UE, 41-32.

Game
6UT Martin 69
Southeast Missouri 67

December 18, 2020 • Show Me Center • Cape Girardeau, Mo.



CAPE

GIRARDEAU, Mo.

Eden Holt made a baseline jumper with one second

left to lift UT Martin to a 69-67 win over Southeast Missouri.

Chris Harris, who had a team and career-high 23 points, tied the game at 67-67 on his trey with eight seconds remaining.

Then, on the final possession, Holt drove to his right and got off his jumper which dropped through the basket to give the Skyhawks their Ohio Valley Conference opening victory.

SEMO, which lost for the first time in a game that didn't go to overtime, led for only 1:39 of the

contest.

In a back-and-forth battle that included four ties and six lead changes, the Redhawks never led by more than two points and were shaken off by the Skyhawks every time they made a run.

Holt's 3-pointer put UTM up, 54-48, with a little over six minutes to go.

A 3-pointer by Eric Reed, Jr. cut the Skyhawks lead in half before Nygal Russell converted a 3-point play to make it a 54-54 game.

With less than a minute to go, Harris made a jumper to pull SEMO within three before knocking down his game-tying shot.

Harris scored double figures for the fifth time in 2020-21.

Official Basketball Box Score - Final
Southeast Mo. St. at Evansville
12/15/20 Ford Center, Evansville
2020-21 Men's BasketballGame Time: 6:00 PM
Game Duration: 2:11

Officials: Gary Maxwell, Antonio Petty, Terry Wyrmer

Southeast Mo. St. - 63

Record: 2-3

NO.	Name	Min	FG		3P	FT	Rebounds		Fouls	TP	AS	TO	ST	Blocks		+/-
			M-A	M-A	M-A	M-A	OR	DR						BS	BA	
31	Nolan Taylor	F 23:16	6-11	0-0	1-3	0	9	9	4	5	13	1	2	0	0	1 -7
5	Chris Harris	G 25:00	1-9	0-3	2-3	0	2	2	4	4	4	0	4	0	0	1 -11
11	DQ Nicholas	G 26:56	1-5	0-2	0-0	0	7	7	5	0	2	4	3	1	0	1 -4
21	Nana Akenten	G 27:59	4-6	4-4	2-2	3	2	5	3	1	14	0	1	0	0	1 -3
25	Nygal Russell	G 27:57	1-3	0-1	0-0	0	6	6	1	0	2	0	2	1	0	0 -9
3	Eric Reed, Jr.	38:22	6-11	3-5	1-3	1	3	4	0	3	16	1	2	1	0	0 -3
2	Jordan Love	24:19	1-6	0-0	1-2	1	1	2	3	2	3	2	2	1	0	0 -1
14	Nate Johnson	14:47	2-3	0-0	2-2	3	0	3	3	1	6	0	0	0	0	0 -5
33	Dylan Branson	10:24	1-1	1-1	0-0	0	0	0	1	1	3	1	0	0	0	0 -4
Team							2	1	3			0				
Totals			23-55	8-16	9-15	10	31	41	24	17	63	9	16	4	0	4 -3

Technical Fouls: NONE

Dead Ball Rebounds: 1, 0

Evansville - 66

Record: 2-3

NO.	Name	Min	FG		3P	FT	Rebounds		Fouls	TP	AS	TO	ST	Blocks		+/-
			M-A	M-A	M-A	M-A	OR	DR						BS	BA	
2	Jax Levitch	F 34:00	0-3	0-3	0-0	1	6	7	1	0	0	1	0	0	0	0 13
10	Evan Kuhlman	F 20:30	2-7	2-5	0-0	1	2	3	4	0	6	1	1	0	2	0 12
3	Jawaun Newton	G 40:22	4-11	3-6	4-4	0	4	4	3	9	15	1	1	0	0	0 6
5	Shamar Givance	G 38:39	7-13	0-1	6-8	0	3	3	3	5	20	5	2	1	1	0 -4
30	Noah Frederickking	G 35:31	4-6	2-4	1-2	0	3	3	0	3	11	0	0	0	0	0 6
31	Iyen Enaruna	25:24	3-6	0-0	3-4	3	3	3	2	5	9	0	1	0	1	0 -5
23	Trey Hall	11:42	1-3	1-2	0-0	0	1	1	1	0	3	0	1	2	0	0 -12
41	Samari Curtis	11:39	0-2	0-0	2-4	0	3	3	1	2	2	0	1	1	0	0 -1
00	Gage Bobe	02:39	0-1	0-1	0-0	0	0	0	0	0	0	0	0	0	0	0 5
11	Thomas Gilgeous-Alexander	04:34	0-2	0-1	0-0	0	1	1	2	0	0	0	0	0	0	0 -5
Team							0	1	1			0		2		
Totals			21-54	8-23	16-22	5	27	32	17	24	66	8	9	4	4	0 3

Technical Fouls: NONE

Dead Ball Rebounds: 3, 0

	SEMO	EVAN
Biggest lead	6 (1 st 13:33)	5 (1 st 18:19)
Best Scoring Run	8 (2 nd 5:30)	7 (2 nd 7:07)
Lead Changes	8	
Times Tied	6	
Time with Lead	28:18	13:04
Points from Turnovers	13	12
Paint	24	20
Second Chance	12	7
Fast Breaks	8	9
Bench	28	14
Period by Period Scoring		
1st	26	30
2nd	30	7
OT	1	63
TOT	57	66

Official Basketball Box Score -- Game Totals -- Final Statistics
UT Martin vs Southeast Missouri
12-18-20 6:30 p.m. at Show Me Center -- Cape Girardeau, Mo.

UT Martin 69 • 3-0, 1-0 OVC

#	Player	Total	3-Ptr		Rebounds	PF	TP	A	TO	Blk	Stl	Min
			FG-FGA	FG-FGA	FT-FTA							
12	KENNEDY, Ajani	r 1-5	0-3	0-0	3	3	6	4	2	2	1	0 26
33	ESKRIDGE, Kenton	f 4-7	1-2	0-2	0	2	2	1	9	3	2	0 26
00	HOLT, Eden	g 4-10	2-4	0-0	0	1	1	2	10	5	0	0 24
04	WILLIAMS, Jaron	g 5-9	3-3	0-0	1	5	6	3	13	0	2	1 0 29
15	HOLDEN, Cameron	g 8-14	1-1	7-7	2	8	10	3	24	1	3	0 4 31
02	THOMAS, Anthony	3-11	0-4	3-6	2	2	4	2	9	1	0	0 0 35
10	RUSTIN, Eric	0-1	0-0	2-2	0	1	1	2	2	0	1	1 0 13
Team					0	3	3					
Totals		25-57	7-17	12-17	8	25	33	17	69	12	9	2 6 200

FG % 1st Half: 12-27 44.4% 2nd half: 13-30 43.3% Game: 25-57 43.9%
3FG % 1st Half: 4-10 40.0% 2nd half: 3-7 42.9% Game: 7-17 41.2%
FT % 1st Half: 3-4 75.0% 2nd half: 9-13 69.2% Game: 12-17 70.6%

Southeast Missouri 67 • 2-4, 0-1 OVC

#	Player	Total	3-Ptr		Rebounds	PF	TP	A	TO	Blk	Stl	Min
			FG-FGA	FG-FGA	FT-FTA							
31	TAYLOR, Nolan	r 1-1	0-0	1-2	1	1	2	3	3	1	1	0 18
05	HARRIS, Chris	g 7-14	2-5	7-10	0	1	1	2	23	1	3	0 32
11	NICHOLAS, DQ	g 5-7	1-2	0-0	0	6	6	2	11	4	3	1 2 32
21	AKENTEN, Nana	g 2-7	1-5	0-0	0	3	3	2	5	2	1	0 1 30
25	RUSSELL, Nygal	g 1-3	0-2	2-4	3	2	5	3	4	6	1	0 1 21
02	LOVE, Jordan	3-7	3-6	0-0	1	1	2	2	9	2	2	0 1 19
03	REED, JR., Eric	3-10	2-7	2-2	0	1	1	2	10	1	0	1 0 27
10	PATTERSON, Manny	0-0	0-0	0-0	0	4	4	0	0	0	0	0 5
14	JOHNSON, Nate	1-2	0-0	0-1	0	2	2	1	2	0	0	1 0 9
33	BRANSON, Dylan	0-0	0-0	0-0	0	1	1	1	0	0	0	0 7
Team					1	4	5					
Totals		23-51	9-27	12-19	6	26	32	18	67	17	11	3 5 200

FG % 1st Half: 10-24 41.7% 2nd half: 13-27 48.1% Game: 23-51 45.1%
3FG % 1st Half: 2-10 20.0% 2nd half: 7-17 41.2% Game: 9-27 33.3%
FT % 1st Half: 9-13 69.2% 2nd half: 3-6 50.0% Game: 12-19 63.2%

Officials: Bret Smith, James Hicks, Scott Tierney
Technical fouls: UT Martin-None. Southeast Missouri-None.
Attendance: 748

Score by periods	1st	2nd	Total
UT Martin	31	38	69
Southeast Missouri	31	36	67

Points	In	Off	2nd	Fast	Bench
UTM	26	8	12	2	11
SEMO	20	12	7	8	21



Game 7

Southeast Missouri 66 Indiana State 72

December 22, 2020 • Hulman Center • Terre Haute, Ind.



TERRE HAUTE, Ind.

Indiana State scored 28 points at the free throw line to key a 72-66

win over Southeast Missouri.

One of the top free throw shooting teams in the Missouri Valley Conference, ISU shot 80 percent (28-of-35) from the charity stripe and that was the difference.

For the game, ISU and SEMO combined for 50 fouls and 62 free throw attempts.

The Redhawks never led en route to their first loss of the season that wasn't in overtime or decided by a last second shot.

ISU started the game on a 9-0

run to put SEMO into an early hole just 3:33 in. The Redhawks turned the ball over six times in that stretch.

Eric Reed, Jr. later buried a 3-pointer to get the Redhawks within four (20-16) at the 8:29 mark of the first half, but the Sycamores answered with the next five points extending their lead to 25-19.

SEMO committed 11 turnovers in the first half, which resulted in the Sycamores taking a 32-24 lead at the intermission.

The Redhawks, who trailed, 52-36, with a little over 12 minutes remaining, managed to get to within four (64-60) on a pair of Dylan Branson free throws with 1:40 to go.

Chris Harris led SEMO with 16 points.

Game 8

Southeast Missouri 63 Tennessee Tech 72

December 30, 2020 • Eblen Center • Cookeville, Tenn.



COOKEVILLE, Tenn.

Southeast Missouri matched a season-low in points and had 19 turnovers in

a 72-63 road loss to Tennessee Tech.

After Damaria Franklin's layup gave the Golden Eagles a double-digit lead at 15-5, the Redhawks used a 9-0 run to pull within one (15-14) with 11:41 remaining in the first half.

TTU immediately answered with a 9-0 run of its own and later led, 38-23, at halftime.

SEMO cut the Golden Eagles lead to four (56-52) when Eric

Reed, Jr. converted a 3-point play with 6:39 left, but that was as close as the Redhawks would get the rest of the way.

SEMO was within two possessions a total of six times in the final 4:39 of the contest, but couldn't catch the Golden Eagles.

Reed, Jr. led the Redhawks with 14 points and Chris Harris added 11.

SEMO shot 44.4 percent (24-of-54) from the field and 57.1 percent (8-of-14) at the free throw line. The Redhawks also turned the ball over 19 times.

Jr. Clay finished with a game-high 22 points to pace TTU.



Official Basketball Box Score - Final
Southeast Mo. St. at Indiana St.
12/22/20 Hulman Center, Terre Haute, Ind.
2020-21 Men's Basketball

Game Time: 1:00 PM
Game Duration: 2:08
Attendance: 100

Southeast Mo. St. - 66																
Record: 2-5																
NO. NAME	Min	FG		3P	FT	Rebounds		Fouls		TP	AS	TO	ST	Blocks		+/-
		M/A	P/A	M/A	M/A	OR	DR	PF	FT					BS	BA	
31 Nolan Taylor	F 18:09	4-6	0-0	3-4	4	2	6	2	3	11	1	0	0	0	0	-4
5 CHRIS HARRIS	G 35:55	5-12	1-4	5-7	1	5	6	1	6	16	2	1	0	0	1	-6
11 DQ NICHOLAS	G 26:13	3-7	0-1	3-5	0	1	1	4	4	9	1	5	2	0	0	-5
21 NANA AKENTEN	G 19:49	1-5	0-3	2-3	1	3	4	5	3	4	1	1	2	0	0	-8
25 NYGAL RUSSELL	G 16:05	0-5	0-2	0-0	0	4	4	0	0	0	3	0	0	0	0	1
3 ERIC REED, JR.	24:22	2-5	2-4	0-0	3	0	3	3	0	6	0	1	1	0	0	-8
14 NATE JOHNSON	00:49	0-0	0-0	0-0	0	0	0	1	0	0	0	1	0	0	0	-2
10 MANNY PATTERSON	09:26	2-3	0-0	1-2	0	2	2	3	2	5	0	2	0	0	0	4
44 DARRIUS AGNEW	11:33	1-2	0-0	0-0	0	2	2	2	0	2	0	0	1	1	0	-3
2 JORDAN LOVE	17:22	0-4	0-0	1-2	0	2	2	0	1	1	1	0	0	0	0	-2
33 DYLAN BRANSON	20:17	3-3	3-3	3-4	1	3	4	2	4	12	1	4	0	0	0	3
Team						1	0	1								
Totals		21:52	6-17	18-27	11	24	35	27	23	66	7	19	6	1	1	-6
													Shooting By Period			
													1st FG 8-25 32.0%			
													3PT% 3-10 30.0%			
													FT% 5-8 62.5%			
													2nd FG 13-27 48.1%			
													3PT% 3-7 42.9%			
													FT% 13-19 68.4%			
													GM FG% 21-52 40.4%			
													3PT% 6-17 35.3%			
													FT% 18-27 66.7%			
													Dead Ball Rebounds: 5, 0			

Officials: Jeff Campbell, John St. Clair, Gene Grimshaw

Technical Fouls: NONE

Indiana St. - 72																															
Record: 3-2																															
NO. NAME	Min	FG		3P	FT	Rebounds		Fouls		TP	AS	TO	ST	Blocks		+/-															
		M/A	M/A	M/A	M/A	OR	DR	PF	FT					BS	BA																
1 Tre Williams	34:24	3-5	0-0	0-0	5-7	2	6	8	4	8	11	1	4	0	1	3															
3 Jake LaRavia	19:13	3-6	0-0	9-12	1	4	5	4	9	15	0	3	1	0	0	6															
4 Cooper Neese	22:22	1-5	0-3	7-8	0	1	1	3	5	9	2	1	1	0	0	5															
10 Julian Larry	24:58	0-3	0-2	0-0	0	1	1	2	5	0	1	1	2	0	0	9															
11 Tyreke Key	30:29	5-9	1-4	7-7	0	5	5	2	4	18	2	2	0	0	0	9															
20 Cobie Barnes	19:38	2-4	1-1	0-0	0	5	5	0	0	5	0	2	0	0	0	-3															
14 Tobias Howard	22:19	2-6	1-3	0-0	0	0	0	2	0	5	3	1	0	0	0	-2															
44 Randy Miller Jr.	21:45	4-8	1-4	0-1	1	2	3	1	1	9	1	0	1	0	1	-1															
21 Ndongo Ndaw	04:52	0-0	0-0	0-0	0	0	0	0	2	0	0	1	1	0	0	-2															
Team						1		0		1		0		0																	
Totals		20:46		4-17		28-35		6		24		30		23		27		72		10		15		6		1		1		6	
Technical Fouls: NONE																															
1st FG% 11-23 47.8% 3PT% 20-10 20.0% FT% 8-10 80.0% 2nd FG% 9-23 39.1% 3PT% 2-7 28.6% FT% 20-25 80.0% GM FG% 20-46 43.5% 3PT% 4-17 23.5% FT% 28-35 80.0% Dead Ball Rebounds: 3, 0																															

Technical Fouls: NONE

SEMOS		INS		Points from		SEMOS		INS		Period by Period Scoring	
Biggest lead		0 (1 st 20:00)		16 (2 nd 12:38)		Turnovers		15 18		1st 2nd TOT	
Best Scoring Run		7 (2 nd 6:25)		9 (1 st 16:27)		Paint		30 24		SEMOS 24 42 66	
Lead Changes		0		0		Fast Breaks		6 18		INS 32 40 72	
Times Tied		0		0		Bench		26 19			
Time with Lead		00:00		39:36							



Official Basketball Box Score - Final
Southeast Missouri at Tennessee Tech
12/30/20 Eblen Center, Cookeville, Tenn.
2020-21 Men's Basketball

Game Time: 8:00 PM
Game Duration: 1:52
Attendance: 430

Southeast Missouri - 63												
Record: 2-6 (0-2)												
NO.	Name	Min	FG M/A	3P M/A	FT M/A	Rebounds OR DR TOT	Fouls PF FO	TP	AS	TO	ST	Blocks BS BA +/-
31	Nolan Taylor	F 14:59	4-5	0-0	0-0	0 2 2	3 1	8	0	1	1	0
3	Eric Reed, Jr.	G 31:12	5-9	2-5	2-4	2 0 3	3 4	14	1	1	0	-12
5	Chris Harris	G 24:42	3-9	2-4	3-4	0 3 3	2 4	11	2	3	0	-11
11	DQ Nicholas	G 31:16	3-8	0-1	2-4	1 3 4	2 4	8	8	4	1	-6
21	Nana Akenten	G 32:31	3-13	2-8	0-0	1 8 9	3 0	8	2	3	0	-5
14	Nate Johnson	02:34	0-0	0-0	0-0	0 0 0	0 0	0	0	0	0	-2
10	Manny Patterson	19:03	2-2	0-0	0-0	0 1 1	4 2	4	1	2	0	-6
25	Nygal Russell	15:47	2-5	1-2	0-0	0 1 1	1 1	5	0	1	1	-2
33	Dylan Branson	11:36	1-1	0-0	0-0	0 0 0	1 1	2	1	2	0	0
2	Jordan Love	12:56	1-1	0-0	1-2	0 3 3	0 1	3	1	2	2	0
44	Darrius Agnew	03:24	0-1	0-0	0-0	0 0 0	0 0	0	0	0	0	-1
Team						2 3 5	0	0				
Totals		24:54	7-20	8-14	6	24 30	19 18	63	16	19	5	-9

Shooting By Period		
1 st FG%	9-25	36.0%
3PT%	3-11	27.3%
FT%	2-4	50%
2 nd FG%	15-29	51.7%
3PT%	4-9	44.4%
FT%	6-10	60%
GM FG%	24-54	44.4%
3PT%	7-20	35.0%
FT%	8-14	57.1%

Dead Ball Rebounds: 3.0

Officials: Kevin Mathis, Michael Ingram, Jason Dearing

Technical Fouls: NONE

Tennessee Tech - 72														
Record: 1-9 (1-2)														
NO. Name	Min	FG	3P	FT	Rebounds		Fouls		TP	AS	TO	ST	Blocks	+/-
					OR	DR	PF	FF						
12 Amadou Sylla	F 25:58	6-8	0-0	1-3	4	3	0	3	13	1	1	0	0	2
13 Kenny White Jr.	F 15:12	1-4	0-3	0-0	0	3	3	1	0	2	0	1	0	4
23 Austin Harvell	F 21:35	1-5	1-5	1-2	1	0	1	2	1	4	1	2	2	14
3 Keishawn Davidson	G 29:15	4-8	0-3	1-2	0	1	1	2	3	9	4	2	1	0
4 Jr. Clay	G 34:21	5-10	1-4	11-14	0	4	4	2	8	22	4	1	4	0
0 Damaria Franklin	F 29:45	4-7	1-2	2-4	2	6	8	2	2	11	1	4	2	0
11 Dane Quest	F 13:27	1-2	1-1	0-0	0	4	4	3	1	3	2	2	1	0
33 Shandon Goldman	F 14:52	2-4	0-0	0-0	1	1	3	1	6	0	1	1	0	5
22 Tujautae Williams	F 09:02	1-2	0-0	0-0	0	1	1	2	0	2	0	2	0	-11
10 CJ Gettelfinger	F 06:33	0-2	0-1	0-0	1	0	1	0	0	3	0	1	1	0
Team					1	3	4		0		1			
Totals	25:52	6-23	16-25	8	27	35	18	19	72	16	17	12	4	1
Shooting By Period														
1st FG% 15-32 46.9%														
3PT% 4-16 25.0%														
FT% 4-5 80%														
2nd FG% 10-20 50.0%														
3PT% 2-7 28.6%														
FT% 12-20 60.0%														
GM FG% 15-25 48.1%														
3PT% 6-23 26.1%														
FT% 16-25 64.0%														
Dead Ball Rebounds: 4.0														

Technical Fouls: NONE

SEMOS		Tech		Points from		SEMOS		Tech		Period by Period Scoring	
Biggest lead		0 (1 st 20:00)		15 (1 st 0:30)		Turnovers		6 19		1st 2nd TOT	
Best Scoring Run		9 (1 st 11:41)		9 (1 st 8:34)		Paint		30 38		SEMOS 23 40 63	
Lead Changes		0		0		Fast Breaks		6 14		Tech 38 34 72	
Times Tied		0		0		Bench		14 22			
Time with Lead		00:00		39:48							



SOUTHEAST MISSOURI BASKETBALL NOTES // EASTERN KENTUCKY

Game 9

Tennessee State 79 Southeast Missouri 83 ^{2OT}

January 2, 2021 • Show Me Center • Cape Girardeau, Mo.



CAPE

GIRARDEAU, Mo.

DQ Nicholas scored a season-high 21 points and made a career-best 17 free

throws to lead Southeast Missouri to its first Ohio Valley Conference win, a thrilling 83-79 double overtime victory over Tennessee State.

SEMO tied a school record with 40 made free throws in 51 attempts and needed all of those to pull out its gritty win.

The Redhawks overcame a nine-point deficit with 2:03 left in regulation. Down, 65-56, Chris Harris made a 3-pointer and added a couple free throws to bring the

Redhawks within four. Then, Nicholas made a layup, was fouled and converted a 3-point play to cut the Tigers lead to one.

Nicholas later made two free throws with 36 seconds left to send the game to overtime.

Nolan Taylor split two free throws and Nana Akenten buried his pair of free throws with one second remaining in the second overtime period to ice the victory.

Nicholas led four Redhawk starters in double figures. Harris followed with 17 points, while Reed, Jr. and Taylor added 14 and 13, respectively.

SEMO outscored TSU, 40-22, at the free throw line.

Official Basketball Box Score -- Game Totals -- Final Statistics Tennessee State vs Southeast Missouri 01-02-21 5 p.m. at Show Me Center -- Cape Girardeau, Mo.

Tennessee State 79 • 1-6, 0-4 OVC

#	Player		Total			3-Ptr		Rebounds			PF	TP	A	TO	Blk	Stl	Min
			FG-FGA	FG-FGA	FT-FTA	Off	Def	Total									
04	JOHNSON, Shakem	f	4-5	0-0	0-0	0	3	3	5	8	0	0	0	0	0	15	
22	LINDER, Josh	f	2-3	0-0	4-4	1	0	1	5	8	0	2	0	0	0	11	
00	FREEMAN, Mark	g	2-6	0-2	3-4	0	5	5	5	7	7	7	1	1	26		
01	FITZGERALD, JR., M.	g	7-14	4-8	0-0	0	2	2	4	18	3	4	0	0	0	46	
10	JOHAL, Monty	g	2-4	1-2	0-1	0	3	3	1	5	3	1	0	0	0	29	
03	WOMACK, Amorey		0-3	0-0	0-0	1	1	2	2	0	0	0	0	0	0	10	
11	BARRETT, Shakwon		0-1	0-0	0-0	0	1	1	0	0	1	4	1	1	1	12	
13	GREEN, Mason		3-5	0-0	4-4	0	1	1	5	10	0	1	1	0	1	25	
15	LANIER, Devonte		0-0	0-0	0-0	0	2	2	1	0	0	1	0	1	1	9	
23	MOODY, Ravel		4-7	2-3	8-9	3	4	7	4	18	1	2	1	1	1	38	
24	MOHAMED, Yusuf		1-6	0-3	3-6	2	7	9	4	5	1	3	0	1	1	29	
	Team					2	2	4									
Totals			25-54	7-18	22-28	9	31	40	36	79	16	25	4	5		250	

FG % 1st Half: 10-25 40.0% 2nd half: 12-18 66.7% OT: 3-11 27.3% Game: 25-54 46.3% Deadball Rebounds 4
3FG % 1st Half: 4-10 40.0% 2nd half: 3-7 42.9% OT: 0-1 0.0% Game: 7-18 38.9%
FT % 1st Half: 4-4 100.0 2nd half: 11-13 84.6% OT: 7-11 63.6% Game: 22-28 78.6%

Southeast Missouri 83 • 3-6, 1-2 OVC

#	Player		Total		3-Ptr		Rebounds			PF	TP	A	TO	Blk	Stl	Min
			FG-FGA	FG-FGA	FT-FTA	FT-FTA	Off	Def	Tot							
31	TAYLOR, Nolan	f	4-6	0-0	6-11	2	1	3	4	14	0	1	0	1	22	
03	REED, JR., Eric	g	5-8	2-3	1-1	1	0	1	0	13	1	3	0	3	42	
05	HARRIS, Chris	g	4-18	3-10	6-7	0	1	1	4	17	1	1	2	1	43	
11	NICHOLAS, DQ	g	2-10	0-4	17-19	0	7	7	4	21	5	5	0	3	44	
21	AKENTEN, Nana	g	1-5	0-4	4-4	0	6	6	3	6	0	3	0	2	37	
02	LOVE, Jordan	g	1-3	0-0	2-3	1	1	2	0	4	0	0	1	0	12	
10	PATTERSON, Manny	g	1-1	0-0	3-4	1	2	3	3	5	1	0	2	0	11	
14	JOHNSON, Nate	g	1-1	0-0	0-0	1	0	1	0	2	0	0	0	1	7	
25	RUSSELL, Nygal	g	0-0	0-0	0-0	0	0	0	3	0	0	1	0	1	5	
33	BRANSON, Dylan	g	0-1	0-0	0-0	1	1	2	5	0	2	1	0	1	22	
44	AGNEW, Darrious	g	0-0	0-0	1-2	1	1	2	0	1	0	2	0	1	5	
Team						1	2	3								
Totals			19-53	5-21	40-51	9	22	31	26	83	10	17	5	14	250	

FG % 1st Half: 8-24 33.3% 2nd half: 8-20 40.0% OT: 3-9 33.3% Game: 19-53 35.8% Deadball Rebounds 5
3FG % 1st Half: 2-7 28.6% 2nd half: 3-10 30.0% OT: 0-4 0.0% Game: 5-21 23.8%
FT % 1st Half: 13-16 81.3% 2nd half: 16-18 88.9% OT: 11-17 64.7% Game: 40-51 78.4%

Officials: Greg Rennegarbe, Ford Branch, Jr., Chris Fuller
Technical fouls: Tennessee State-None. Southeast Missouri-HARRIS, Chris.
Attendance: 760
SEMO tied a single-game program record with 40 free throws made

Score by periods	1st	2nd	OT	OT2	Total
Tennessee State	28	38	6	7	79
Southeast Missouri	31	35	6	11	83

	In	Off	2nd	Fast	Bench
Points	32	24	10	2	33
Paint	20	32	13	0	12
Chance					

Game 10

Southeast Missouri 66 Belmont 77

January 7, 2021 • Curb Event Center • Nashville, Tenn.



NASHVILLE, Tenn.

Nana Akenten had a double-double 20 points and 11 rebounds as

Southeast Missouri suffered its first double-digit loss of the season with a 77-66 setback at Ohio Valley Conference leader Belmont.

Slow starts in both halves hurt the Redhawks who fell to 0-10 all-time against the Bruins.

Belmont, down two at halftime, began the second half with a 14-2 run as SEMO missed 23 of its 35 field goals in the final 20 minutes.

Despite their struggles to get shots to fall, the Redhawks still played the Bruins closer than any

OVC team this season to date.

SEMO made only three of its first 19 field goals in the second half.

After falling behind by as many as 12 points with a little over eight minutes to play, the Redhawks battled back to cut the Bruins lead to 64-62 on a pair of free throws by Akenten with 3:22 on the clock.

Belmont countered by making five free throws in the last 52 seconds to close out its win.

Akenten became the first Redhawk to get a double-double in 2020-21. He shot 7-of-17 from the field, made three 3-pointers and hit 3-of-4 free throws.

SEMO's top scorer, Chris Harris, did not play due to a thumb injury.



Official Basketball Box Score - Final
Southeast Mo. St. at Belmont
01/07/21 Curb Event Center, Nashville
2020-21 Men's Basketball

Game Time: 6:00 PM
Game Duration: 1:52
Attendance: 271

Officials: Bret Smith, Amy Bonner, Gabe Tucker

Southeast Mo. St. - 66			Record: 3-7 (1-3)																
NO.	Name	Min	FG		3P		FT		Rebounds		Fouls		TP	AS	TO	ST	Blocks		+/-
			M-A	M-A	M-A	M-A	OR	DR	PF	FD	BS	BA							
31	Nolan Taylor	F	09:20	2-6	0-0	0-0	2	3	5	4	0	4	0	1	1	0	1	0	0
3	Eric Reed, Jr.	G	30:32	3-9	2-5	0-0	0	0	0	1	1	8	0	2	1	0	0	-11	
11	DQ Nicholas	G	23:51	0-7	0-3	2-2	1	1	2	0	1	2	2	3	1	0	2	-13	
21	Nana Akenten	G	35:02	7-17	3-11	3-4	1	10	11	3	1	20	2	1	2	0	-13		
33	Dylan Branson	G	18:22	0-1	0-1	3-3	2	2	4	0	1	3	2	1	0	0	-14		
10	Manny Patterson		18:54	4-6	0-0	0-0	1	3	4	1	8	0	1	0	1	0	-2		
2	Jordan Love		25:59	5-8	0-1	2-2	0	4	4	0	1	12	6	1	0	0	2		
25	Nygal Russell		27:12	1-5	1-2	0-0	1	5	6	1	0	3	2	1	2	0	1		
14	Nate Johnson		06:33	1-2	0-0	0-2	2	1	3	3	1	2	0	1	0	1	1		
44	Darrious Agnew		04:15	1-1	1-1	1-2	0	0	0	2	1	4	0	1	0	1	0		
Team							2	0	2			0		2					
Totals				24-62	7-24	11-15	12	29	41	18	8	68	14	15	7	4	6	-11	
Technical Fouls: NONE																			
Shooting By Period																			
1st			FG%	12-27	44.4%														
			3PT%	5-12	41.7%														
			FT%	6-7	85.7%														
2nd			FG%	12-35	34.3%														
			3PT%	2-12	16.7%														
			FT%	5-8	62.5%														
GM FG%			24-62	38.7%															
			3PT%	7-24	29.2%														
			FT%	11-15	73.3%														
			Dead Ball Rebounds: 3.0																

Belmont - 77			Record: 11-1 (5-0)																			
NO.	Name	Min	FG		3P		FT		Rebounds		Fouls		TP	AS	TO	ST	Blocks		BS	BA	+/-	
			M	A	M	A	M	A	M	A	OR	DR					PF	FD				
21	Derek Sabin	F	17:51	2-3	0-0	2-5	3	2	5	0	3	6	1	3	0	0	0	0	17			
33	Nick Muszynski	C	22:39	9-14	0-0	8-11	1	1	2	4	7	26	2	0	0	2	2	11				
2	Grayson Murphy	G	31:21	4-8	0-1	0-0	2	7	9	0	3	8	5	2	2	1	1	20				
3	Luke Smith	G	32:44	4-10	2-6	2-2	0	7	7	0	2	12	4	1	1	1	0	15				
22	Ben Sheppard	G	35:47	3-10	1-5	1-2	1	3	4	1	1	8	4	2	4	1	0	17				
0	Even Brauns		05:22	1-1	0-0	0-0	0	1	1	0	0	2	0	1	0	0	0	0				
1	Mitch Listau		06:02	0-1	0-1	0-0	0	1	1	0	0	0	0	0	0	0	0	-5				
12	EJ Bellinger		07:46	1-2	0-1	0-0	0	0	0	0	0	2	0	0	0	1	0	-9				
20	Tate Pierson		21:40	0-3	0-3	0-0	0	2	2	1	0	0	0	0	0	0	0	0				
24	JaCobi Wood		15:28	5-8	1-3	0-1	1	2	3	1	11	1	1	1	0	0	1	-11				
25	Frank Jakubicek		03:20	1-2	0-0	0-0	0	1	1	1	1	2	0	0	0	0	0	0				
Team												1	0	1								
Totals				30-62	4-20	13-21	9	27	36	9	18	77	17	11	7	6	4	11				
<div>Shooting By Period</div> <div>1st FG% 15-31 10.0%</div> <div>3PT% 1-10 10.0%</div> <div>FT% 2-4 50%</div> <div>2nd FG% 15-31 48.4%</div> <div>3PT% 3-10 30.0%</div> <div>FT% 11-17 64.7%</div> <div>GM FG% 30-62 48.4%</div> <div>3PT% 4-20 20.0%</div> <div>FT% 13-21 61.9%</div> <div>Dead Ball Rebounds: 2.0</div>																						

Technical Fouls:Coach 2nd3:22

SEMO		Belm		Points from		SEMO		Belm		Period by Period Scoring		
Biggest lead		2 (1 st 18:44)		12 (2 nd 8:28)		Turnovers		7 19		1st 2nd TOT		
Best Scoring Run		8(2 nd 3:22)		10(1 st 14:50)		Paint		30 46		SEMO 35 31 66		
Lead Changes		3				Second Chance		6 6		Belm 33 44 77		
Times Tied		2				Fast Breaks		6 12				
Time with Lead		01:57 35:15				Bench		29 17				



Game 11

Morehead State 64 Southeast Missouri 50

January 16, 2021 • Show Me Center • Cape Girardeau, Mo.



CAPE GIRARDEAU, Mo.

Nana Akenten scored 14 points as Southeast

Missouri dropped

a 64-50 decision to Morehead State.

SEMO played for the first time in over a week after being on pause since Jan. 8 due to COVID-19 protocols. The Redhawks practiced only once and had a pregame shoot-around before the contest.

The Redhawks and Eagles were tied, 31-31, at halftime, but MSU dominated the second half to claim its fifth-straight victory and eighth in 10 games.

MSU opened the second stanza with an 8-0 run and outscored SEMO, 33-19, in the final 20 minutes.

The Redhawks couldn't get the Eagles lead under five points at any point following MSU's surge.

Akenten started the game strong burying his first two 3-pointers in the opening 1:32 of the contest.

He scored double figures in back-to-back games for the first time this season. Akenten shot 5-of-9 from the field and 4-of-7 from downtown. He also grabbed five rebounds and made four 3-pointers in a game for the third time.

Jordan Love, Nolan Taylor and Eric Reed, Jr. followed with six points each. SEMO outrebounded MSU, 32-31.

SEMO shot 40.9 percent (18-of-44) for the game. The Redhawks turned the ball over 19 times.

Official Basketball Box Score -- Game Totals -- Final Statistics Morehead State vs Southeast Missouri 01-16-21 4 p.m. at Show Me Center -- Cape Girardeau, Mo.

Morehead State 64 • 9-6, 6-2 OVC

#	Player	Total		3-Ptr		Rebounds			PF	TP	A	TO	Blk	Stl	Min
		FG	FGA	FG	FGA	Off	Def	Total							
03	BAKER, JR., James	f	6-6	2-2	0-1	2	4	6	2	14	0	1	0	0	31
04	BROOME, Johni	f	3-7	0-0	4-5	1	4	5	3	10	0	3	1	3	25
01	COOPER, DeVon	g	5-9	1-3	0-0	0	5	5	1	11	3	0	0	2	30
02	HUNT, JR., KJ	g	3-6	1-2	1-3	1	3	4	2	8	4	4	0	0	29
05	POTTER, Skylar	g	5-12	1-4	0-0	0	2	2	2	11	1	0	0	0	33
11	DIXON, Julius		0-1	0-1	0-0	0	0	0	0	0	0	0	0	0	1
13	STANLEY-WILLIAMS, J.		0-0	0-0	0-0	0	0	0	0	0	0	0	0	0	1
22	BRYAN, JR., LJ		0-2	0-0	4-4	1	1	2	1	4	0	0	0	0	13
23	SEBREE, Jaylen		0-1	0-1	1-4	1	2	3	4	1	0	4	0	1	11
25	THELWELL, Drew		0-0	0-0	0-0	0	0	0	0	0	0	0	0	0	1
55	COOPER, Ta'lon		1-6	1-3	2-2	0	1	1	1	5	0	0	1	2	25
	Team					1	2	3							
	Totals		23-50	6-16	12-19	7	24	31	16	64	8	12	2	8	200

FG % 1st Half: 10-24 41.7% 2nd half: 13-26 50.0% Game: 23-50 46.0%
3FG % 1st Half: 3-10 30.0% 2nd half: 3-6 50.0% Game: 6-16 37.5%
FT % 1st Half: 8-10 80.0% 2nd half: 4-9 44.4% Game: 12-19 63.2%

Southeast Missouri 50 • 3-8, 1-4 OVC

#	Player	Total		3-Ptr		Rebounds				PF	TP	A	TO	Blk	Stl	Min
		FG	FGA	FG	FGA	FT	FTA	Off	Def							
31	TAYLOR, Nolan	f	3-6	0-0	0-0	0	3	3	0	6	3	3	0	0	23	
03	REED, JR., Eric	g	2-5	1-3	1-2	0	1	1	2	6	3	2	0	0	22	
05	HARRIS, Chris	g	2-10	1-6	0-0	0	2	2	1	5	3	0	0	2	28	
11	NICHOLAS, DQ	g	0-1	0-0	2-5	0	3	3	1	2	2	3	0	0	24	
21	AKENTEN, Nana	g	5-9	4-7	0-1	2	3	5	2	14	0	3	1	1	28	
02	LOVE, Jordan		3-5	0-1	0-0	0	3	3	2	6	0	2	0	1	18	
10	PATTERSON, Manny		0-1	0-0	2-2	3	1	4	3	2	1	1	3	0	11	
13	LONG, Parker		0-0	0-0	0-0	0	0	0	0	0	0	1	0	0	6	
14	JOHNSON, Nate		0-1	0-0	0-1	0	0	0	3	0	0	0	0	0	7	
25	RUSSELL, Nygal		1-3	1-3	0-0	0	3	3	3	3	1	2	0	0	14	
33	BRANSON, Dylan		2-3	2-2	0-0	0	4	4	1	6	0	2	0	1	19	
Team						1	3	4								
Totals			18-44	9-22	5-11	6	26	32	18	50	13	19	4	5	200	

FG % 1st Half: 12-24 50.0% 2nd half: 6-20 30.0% Game: 18-44 40.9%
3FG % 1st Half: 6-12 50.0% 2nd half: 3-10 30.0% Game: 9-22 40.9%
FT % 1st Half: 1-3 33.3% 2nd half: 4-8 50.0% Game: 5-11 45.5%

Officials: Greg Rennegarbe, Kelly Davis, Jon Julius
Technical fouls: Morehead State-None. Southeast Missouri-None.
Attendance: 799

Score by periods	1st	2nd	Total
Morehead State	31	33	64
Southeast Missouri	31	19	50

Points	In	Off	2nd	Fast	Bench
MOR	30	22	10	2	10
SEMO	18	2	5	0	17

Game 12

Southeast Missouri 63 Tennessee State 59

January 19, 2021 • Gentry Center • Nashville, Tenn.



NASHVILLE, Tenn.

Chris Harris scored 17 points and made two big free throw with 14 seconds left

and Southeast Missouri grinded out a 63-59 win over Tennessee State for its first road victory of the season.

With the win, SEMO completed a two-game sweep of TSU and ended a 23-game losing streak in true road games. The Redhawks last beat the Tigers twice in a season in 1998-99 and their last true road victory came at Eastern Illinois (88-79) on Feb. 16, 2019.

The Redhawks led by 10 (53-43) after DQ Nicholas drained a

3-pointer with 6:56 left to play.

TSU outscored SEMO, 14-6, over the next 5:05 and got within two, 59-57, on a jumper by Marcus Fitzgerald, Jr. at the 1:51 mark.

Shortly after Nolan Taylor made two big free throws, the Tigers cut the Redhawks lead to two again, this time on a second-chance layup by Ravel Moody.

Harris then sealed the win for good when he buried two free throws with 14 seconds left.

Harris made a career-high 10-of-12 free throws and pulled up to bury a huge 3-pointer to give SEMO a six-point cushion with 2:28 on the clock. It was Harris' team-high sixth double-digit scoring performance.



Official Basketball Box Score -- Final Southeast Missouri at Tennessee State 01/19/21 Gentry Center Complex, Nashville 2020-21 Men's Basketball

Game Time: 6:00 PM
Game Duration: 2:08
Attendance: 231

Officials: Brett Smith, Jabir Walker, James Gibson

Southeast Missouri - 63

NO.	Name	Min	FG		3P		Rebounds		Fouls		TP	AS	TO	ST	Blocks	+/-
			M-A	M-A	M-A	M-A	OR	DR	PF	FD						
31	Nolan Taylor	17:43	1-2	0-0	6-6	1 2 3	3 4	8	1	2	0	0	0	0	0	-7
3	Eric Reed, Jr.	30:02	2-5	2-5	2-4	0 1 1	0 3	8	0	1	0	0	0	0	2	2
5	Chris Harris	33:12	3-8	1-4	10-12	0 5 5	2 7	17	3	3	0	0	0	0	0	0
11	DQ Nicholas	32:40	4-8	3-6	0-2	0 7 7	4 1	11	2	4	2	0	0	0	10	10
21	Nana Akenten	16:03	1-8	0-5	0-0	0 5 5	2 0	2	1	0	1	0	1	1	1	1
33	Dylan Branson	18:48	1-2	0-0	0-0	4 1 5	3 2	2	1	1	0	0	0	0	9	9
10	Manny Patterson	15:26	3-3	0-0	4-6	1 5 6	5 4	10	0	3	0	3	0	8	8	8
2	Jordan Love	14:04	2-7	0-0	1-1	2 0 2	0 1	5	0	1	2	0	0	-4	-4	-4
14	Nate Johnson	04:54	0-1	0-0	0-0	0 1 1	2 0	0	0	1	0	0	1	0	5	5
25	Nygal Russell	17:03	0-2	0-2	0-2	0 0 0	2 1	0	1	0	1	0	1	0	-4	-4
Team																
Totals		17:46	6-22	23-35	8 28 36	23 23	63	9	15	7	3	1	4	4	4	4

Technical Fouls: NONE

Tennessee State - 59

NO.	Name	Min	FG		3P		Rebounds		Fouls		TP	AS	TO	ST	Blocks	+/-
			M-A	M-A	M-A	M-A	OR	DR	PF	FD						
4	Shakem Johnson	35:08	7-12	0-0	4-4	2 4 6	4 4	4	4	4	18	1	3	0	0	7
13	Mason Green	19:08	2-3	0-0	1-4	1 3 4	3 5	5	0	3	0	0	0	0	-7	-7
00	Mark Freeman	35:47	4-14	0-2	0-1	1 4 5	2 3	8	4	1	1	0	3	-2	-2	-2
1	Marcus Fitzgerald Jr.	33:46	4-9	1-5	3-4	0 3 3	3 3	12	1	2	0	0	0	1	1	1
23	Ravel Moody	29:38	5-11	0-4	2-4	3 6 9	4 3	12	2	0	2	0	0	-5	-5	-5
22	Josh Linder	04:45	0-2	0-0	0-0	1 0 1	4 1	0	0	2	0	0	0	-1	-1	-1
11	Shakwon Barrett	12:32	0-1	0-0	1-2	0 1 0	1 0	1	1	0	0	0	0	-10	-10	-10
10	Monty Johal	03:28	0-0	0-0	0-0	0 0 0	0 0	0	0	1	0	0	0	-3	-3	-3
24	Yusuf Mohamed	14:18	0-2	0-1	3-6	2 3 5	3 3	3	0	1	2	0	0	4	4	4
3	Amorey Womack	11:30	0-2	0-1	0-0	0 3 3	0 1	0	1	0	1	0	1	0	-4	-4
Team																
Totals		22:56	1-13	14-25	12 28 40	23 23	59	9	14	6	1	3	-4	-4	-4	-4

Technical Fouls: NONE

SEM		TSU		Points from		SEM TSU		Period by Period Scoring	
Biggest lead		10 (2nd 6:56)		3 (1st 17:50)		9 9		1st 2nd TOT	
Best Scoring Run		8 (1st 13:47)		6 (1st 8:32)		20 36			
Lead Changes		1		1		8 13		SEM 35 28 63	
Times Tied		1		1		2 13		TSU 30 29 59	
Time with Lead		36:23		02:51		17 4			



SOUTHEAST MISSOURI BASKETBALL NOTES // EASTERN KENTUCKY

Game 13

Southeast Missouri 65 Morehead State 76

January 21, 2021 • Johnson Arena • Morehead, Ky.



MOREHEAD, Ky.

DQ Nicholas scored 17 points and made three 3-pointers as Southeast Missouri fell to Morehead

State, 76-65, in a nationally televised ESPNU matchup.

Nicholas scored 12 points and made all of his 3-pointers in the first half. Nolan Taylor and Chris Harris also scored double figures with 13 and 10 points, respectively.

It was a game of runs in the first half with neither team leading by more than six points.

Down, 25-19, with 6:17 left to play, SEMO put together a 7-0 run making four free throws and using a 3-pointer by Nicholas to go

ahead, 26-25.

Nicholas later tied the game at 29-29 with less than a minute left before MSU responded with five-straight points to grab a 34-29 lead at the half.

SEMO executed well in the second stanza, but just couldn't get ahead of the Eagles the rest of the way.

The Redhawks were within four or less points several times until MSU pulled away for good in the final 3:27. Nicholas and Harris made free throws to make it a one-point game twice, and Nygal Russell made a layup to get SEMO within a point once more.

However, the Eagles didn't squander their lead.

Game 14

Southeast Missouri 66 UT Martin 69

January 26, 2021 • Elam Center • Martin, Tenn.



MARTIN, Tenn.

Nana Akenten scored 18 points and Southeast Missouri was

within a point with a little over a minute left, but UT Martin was able to escape with a 69-66 win.

UTM ended a nine-game losing streak, as both of its Ohio Valley Conference wins came against the Redhawks this year.

SEMO was again in striking distance down 67-66 with 1:23 to go.

Nolan Taylor later went to the free throw line after Ajani Kennedy was charged with a flagrant 1 foul. As a result, Taylor was awarded two shots and the Redhawks would get

the ball. Taylor, however, missed both of his attempts with 11 seconds remaining.

On the ensuing possession, Chris Harris drove the lane and UTM was initially called for a blocking foul. After the officials reviewed the play, the call was reversed and Harris was charged with an offensive foul instead.

DQ Nicholas fouled Kenton Eskridge, who made two free throws to seal the win with six seconds.

SEMO had one last chance, but Akenten missed a 3-pointer at the buzzer.

Akten shot 7-of-11 from the field and 4-of-7 from 3-point range.

Harris followed with 12 points and Nicholas had a career-high nine rebounds.



Official Basketball Box Score -- Game Totals -- Final Statistics
Southeast Missouri vs Morehead State
01-21-21 7 p.m. at Johnson Arena -- Morehead, Ky.



Southeast Missouri 65 • 4-9 (2-5 OVC)

#	Player	Total		3-Ptr		Rebounds		PF	TP	A	TO	Blk	Stl	Min
		FG-FGA	FT-FTA	FG-FGA	FT-FTA	Off	Def							
31	TAYLOR, Nolan	5-6	0-0	3-6	0-0	6	6	3	13	2	0	0	0	22
03	REED, JR., Eric	2-6	2-5	0-0	0-0	0	0	1	6	3	0	0	0	22
05	HARRIS, Chris	1-12	1-8	7-8	0-3	4	10	2	1	0	0	0	0	29
11	NICHOLAS, DQ	5-9	3-5	4-7	1-3	4	1	17	3	2	0	1	1	36
21	AKENTEN, Nana	2-8	1-7	2-2	1-7	8	3	7	2	2	0	2	2	27
12	LOVE, Jordan	0-0	0-0	0-0	0-0	0	0	2	0	0	0	0	0	8
10	PATTERSON, Manny	0-1	0-0	2-4	0-2	2	3	2	0	1	0	0	0	10
14	JOHNSON, Nate	1-2	0-0	0-0	0-1	1	0	2	0	1	0	0	0	7
25	RUSSELL, Nygal	3-8	0-2	0-0	3-2	5	3	6	0	1	0	2	2	26
33	BRANSON, Dylan	1-2	0-1	0-0	0-2	2	5	2	1	1	0	0	0	13
Team														
Totals		20-54	7-28	18-27	7-28	35	25	65	13	10	0	5	200	

FG % 1st Half: 8-22 36.4% 2nd half: 12-32 37.5% Game: 20-54 37.0%
3FG % 1st Half: 4-13 30.8% 2nd half: 3-15 20.0% Game: 7-28 25.0%
FT % 1st Half: 9-16 56.3% 2nd half: 9-11 81.8% Game: 18-27 66.7%

Deadball
Rebounds
6

Morehead State 76 • 10-6 (7-2 OVC)

#	Player	Total		3-Ptr		Rebounds		PF	TP	A	TO	Blk	Stl	Min
		FG-FGA	FT-FTA	FG-FGA	FT-FTA	Off	Def							
03	BAKER, James	5-8	0-1	1-5	1-4	5	3	11	3	1	0	0	0	33
04	BROOME, Johni	6-9	0-0	2-6	1-9	10	2	14	0	4	1	0	0	24
01	COOPER, DeVon	5-8	2-3	5-8	0-4	4	2	17	4	1	2	2	3	32
02	HUNT, KJ	2-8	0-2	5-6	0-3	3	4	9	3	1	0	1	0	30
05	POTTER, Skyelar	2-6	2-5	1-2	2-5	7	1	7	3	2	1	1	3	33
13	STANLEY-WILLIAMS, J.	0-0	0-0	0-0	0-0	0	1	0	0	0	0	0	0	2
20	RICE, Jacob	0-0	0-0	0-0	0-0	0	0	0	0	0	0	0	0	04
22	BRYAN, LJ	1-1	0-0	1-2	0-1	1	3	3	0	0	0	0	0	12
23	SEBREE, Jaylen	0-0	0-0	0-0	0-1	1	0	0	0	0	0	0	0	7
55	COOPER, Ta'lon	4-7	3-3	4-6	0-0	0	1	15	3	2	1	1	2	27
Team														
Totals		25-48	7-14	19-35	4-29	33	17	76	16	11	5	5	200	

FG % 1st Half: 13-26 50.0% 2nd half: 12-22 54.5% Game: 25-48 52.1%
3FG % 1st Half: 6-11 54.5% 2nd half: 1-3 33.3% Game: 7-14 50.0%
FT % 1st Half: 2-4 50.0% 2nd half: 17-31 54.8% Game: 19-35 54.3%

Deadball
Rebounds
7,1

Officials: Jon Campbell, Coy Gammon, Mike Grundman
Technical fouls: Southeast Missouri-TEAM. Morehead State-TEAM.
Attendance: 775

Score by periods	1st	2nd	Total
Southeast Missouri	29	36	65
Morehead State	34	42	76

	In	Off	2nd	Fast	Bench
Points	26	9	4	3	12
Paint	30	9	4	6	18
MOR					



Official Basketball Box Score -- Final
Southeast Missouri at UT Martin
01/26/21 Kathleen and Tom Elam Center, Martin, Tenn.
2020-21 NCAA Mens Basketball

Game Time: 8:00 PM
Game Duration: 1:54
Attendance: 267

Officials: Chris Hudson, Mick Fieldbrider, Davis Maxwell

Southeast Missouri - 66

Record: 4-10 (2-6)

NO.	Name	Min	FG		3P		FT		Rebounds		Fouls		TP	AS	TO	ST	Blocks		+/-
			M-A	M-A	M-A	M-A	M-A	M-A	OR	DR	PF	FD					BS	BA	
31	Nolan Taylor	20:14	3-5	0-0	2-4	1-1	2-3	8	0	1	0	0	0	3	1	1	0	0	2
3	Eric Reed, Jr.	23:01	0-5	0-5	0-0	0-1	1	0	0	3	1	1	0	0	1	0	0	0	1
5	Chris Harris	28:42	4-7	3-6	1-1	0-2	2-1	12	4	5	0	0	0	0	0	0	0	0	-1
11	DQ Nicholas	31:19	2-4	0-0	1-2	1-8	9	2	3	5	6	2	1	0	1	2	0	0	2
21	Nana Akenten	27:38	7-11	4-7	0-0	1-6	7	2	0	18	0	1	0	0	0	0	0	0	-1
2	Jordan Love	13:21	1-3	0-1	2-2	0-1	1	2	2	4	1	1	2	0	0	0	0	0	-8
10	Manny Patterson	03:43	0-1	0-0	0-0	0-0	0	0	1	0	0	1	0	0	0	0	0	0	0
25	Nygal Russell	19:18	3-5	0-2	0-2	1-2	3	1	2	6	0	2	0	0	0	0	0	0	0
13	Parker Long	02:23	0-0	0-0	0-0	0-0	0	0	0	0	0	0	0	0	0	1	0	0	-1
33	Dylan Branson	15:05	1-1	1-1	0-0	1-0	1	0	0	0	3	3	0	0	0	0	0	0	-2
14	Nate Johnson	06:02	2-4	0-0	1-3	1-0	1	2	5	0	0	0	0	0	0	0	0	0	-5
44	Darrious Agnew	09:14	1-3	0-1	3-3	0-1	1	4	5	0	0	0	0	0	0	0	0	0	2
Team																			
Totals		24:49	8-23	10-17	7-23	30	13	17	66	17	15	5	0	1	0	1	0	0	-3

Technical Fouls: NONE

UT Martin - 69

Record: 4-9 (2-7)

NO.	Name	Min	FG		3P		FT		Rebounds		Fouls		TP	AS	TO	ST	Blocks		+/-
			M-A	M-A	M-A	M-A	M-A	M-A	OR	DR	PF	FD					BS	BA	
4	Jaron Williams	36:52	9-12	2-4	0-0	1-3	4	0	0	20	1	1	1	0	0	0	0	0	6
12	Ajani Kennedy	22:21	4-6	0-1	5-6	2-5	7	4	7	13	0	2	2	0	0	0	0	0	7
3	Anthony Thomas	28:52	3-10	1-3	1-2	0-2	2	3	2	8	1	1	2	0	0	0	0	0	0
2	Eman Serovic	31:16	3-4	3-4	0-0	0-2	2	0	0	9	2	3	2	0	0	0	0	0	4
33	Kenton Eskridge	35:18	0-4	0-1	2-2	0-4	2	1	2	9	2	3	2	0	0	0	0	0	2
22	LaQuem Walker	11:29	0-1	0-0	0-0	0-2	3	1	0	0	1	0	1	0	0	0	0	0	0
23	Vinnie Viana	16:38	4-9	3-4	1-1	0-1	1	1	12	1	0	1	0	0	0	0	0	0	-3
21	Dante Gonzales	08:41	2-3	1-1	0-0	0-0	0	1	5	1	1	0	0	0	0	0	0	0	2
10	Eric Rustin	08:33	0-1	0-0	0-0	0-0	0	0	3	0	0	0	0	0	0	0	0	0	-7
Team																			
Totals		25:50	10-18	9-11	3-20	23	17	13	69	15	14	10	1	0	0	3	0	0	3

Technical Fouls: NONE

		SEMO	UTM	Points from		SEMO	UTM	Period by Period Scoring			
Biggest lead	3	(2 nd 6:34)	6	(2 nd 11:20)	Turnovers	12	19		1st	2nd	TOT
Best Scoring Run	7	(1 st 1:14)	8	(2 nd 17:26)	Paint	30	22	SEMO	32	34	66
Lead Changes					Second Chance	7	4				
Times Tied		11			Fast Breaks	12	13	UTM	32	37	69
Time with Lead	09:48		23:02		Bench	23	17				



Game 15

SIU Edwardsville 62 Southeast Missouri 64

January 28, 2021 • Show Me Center • Cape Girardeau, Mo.



CAPE GIRARDEAU, Mo.

Eric Reed, Jr.
made two free

throws with five tenths of a second left to propel Southeast Missouri to a thrilling 64-62 come-from-behind win over SIU Edwardsville.

Reed, Jr. was fouled by Mike Adewunmi and calmly went to the line to sink his game-winning free throws. Jordan Love then stole the ball on the inbound pass to polish off the win.

DQ Nicholas, who went scoreless in the first half, had seven huge points in the final stanza. Nicholas split two free throws to narrow SIUE's lead to 58-57 with 1:28 on the clock and later tied the game at

62-62 on a 3-pointer with 16 seconds to go. Nygal Russell scored a layup to make it a one possession game before Nicholas nailed his big trey.

SEMO trailed, 43-30, with 16:48 remaining before mounting its comeback.

Defensively, the Redhawks smothered the Cougars into committing 14 turnovers in the second half. SEMO converted those miscues into 15 points and won the half, 37-28. Five of those turnovers came in a ferocious span of 3:41.

Akenten was the Redhawks only double-digit scorer with 10 points. Nine other Redhawks, however, joined Akenten in the scoring column.

Game 16

Eastern Illinois 44 Southeast Missouri 75

January 30, 2021 • Show Me Center • Cape Girardeau, Mo.



CAPE GIRARDEAU, Mo.

Nana Akenten
scored 13 points
to lead four

starters in double figures as Southeast Missouri stomped Eastern Illinois, 75-44.

SEMO, which is on a winning streak for the first time this season, improved to 4-3 at home. The Redhawks also won an Ohio Valley Conference home game by 30 or more points for the first time in nine years. The last time that happened was when SEMO beat UT Martin, 86-56, on Feb. 9, 2012.

The Redhawks never let up in their dominating complete game effort.

The Redhawks shot 50 percent (15-of-30) from the field in the second half and 47.4 percent (27-of-57) for the game. SEMO also outrebounded EIU, 50-25, and man-handled the Panthers in points in the paint (32-2), points off turnovers (20-6), second chance points (17-3) and fast break points (12-0).

Akenten, who returned from an ankle injury he sustained in the first half, shot 5-of-10 from the field, knocked down three 3-pointers, had five steals and pulled down five rebounds.

Harris and Patterson followed with 11 points apiece. DQ Nicholas chipped in 10 points and a game-high eight rebounds.

Official Basketball Box Score -- Game Totals -- Final Statistics SIUE vs Southeast Missouri 01-28-21 8 p.m. at Show Me Center -- Cape Girardeau, Mo.

SIUE 62 • 5-6, 3-2 OVC

#	Player	Total			3-Ptr			Rebounds			PF	TP	A	TO	Bk	Stl	Min
		FG	FGA	FT	FG	FGA	FT	Off	Def	Tot							
00	WILSON, Sidney	9	16	1	3	4	7	4	1	5	3	23	2	1	1	1	33
55	WRIGHT, Lamar	1	2	0	0	0	0	0	1	1	4	2	1	1	2	0	15
01	ADEWUNMI, Mike	2	5	1	4	1	1	0	8	8	5	6	0	4	0	0	26
11	CARTER, Courtney	4	6	1	2	2	3	0	4	4	3	11	6	3	1	1	32
42	WRIGHT, Shamar	0	1	0	0	0	0	0	3	3	4	0	0	2	0	0	20
02	POLK, Desmond	0	1	0	0	0	0	0	1	1	0	0	0	0	0	0	3
05	CURTIS, Carlos	3	6	1	2	1	2	1	7	8	4	8	1	4	0	0	30
22	MATAS, Michael	0	2	0	1	2	2	0	2	2	1	2	0	0	0	0	6
24	WILLIAMS, Cam	5	11	0	3	0	0	0	3	3	0	10	1	4	0	2	27
52	JAMES, Iziah	0	1	0	1	0	0	0	1	1	1	0	0	2	0	0	8
Team																	
Totals		24-51		4-16		10-15		6		32		25		62		11	

FG % 1st Half: 14-27 51.9% 2nd half: 10-24 41.7% Game: 24-51 47.1%
3FG % 1st Half: 3-11 27.3% 2nd half: 1-5 20.0% Game: 4-16 25.0%
FT % 1st Half: 3-6 50.0% 2nd half: 7-9 77.8% Game: 10-15 66.7%

Southeast Missouri 64 • 5-10, 3-6 OVC

#	Player	Total			3-Ptr			Rebounds			PF	TP	A	TO	Bk	Stl	Min
		FG	FGA	FT	FG	FGA	FT	Off	Def	Tot							
31	TAYLOR, Nolan	4	8	0	0	1	3	2	1	3	0	9	0	0	0	0	15
03	REED, JR., Eric	2	4	0	2	5	9	1	1	2	2	9	1	2	0	0	20
05	HARRIS, Chris	2	9	0	5	3	4	1	4	5	2	7	3	2	0	1	26
11	NICHOLAS, DQ	2	6	1	3	2	5	2	5	7	3	7	2	3	0	0	26
21	AKENTEN, Nana	3	7	3	4	1	2	2	2	4	3	10	1	3	0	2	26
02	LOVE, Jordan	1	5	1	2	0	2	2	2	4	0	3	2	1	1	4	21
10	PATTERSON, Manny	1	4	0	0	2	2	1	1	2	1	4	0	0	0	0	12
13	LONG, Parker	0	0	0	0	0	0	0	0	0	0	0	0	0	0	0	3
14	JOHNSON, Nate	1	1	0	0	1	2	0	3	3	1	3	1	1	0	0	6
25	RUSSELL, Nygal	2	6	0	3	0	1	0	2	2	3	4	0	1	0	6	19
33	BRANSON, Dylan	2	4	2	2	2	0	4	4	1	8	3	1	1	0	0	23
44	AGNEW, Darrious	0	1	0	0	0	0	0	0	0	1	0	0	0	0	0	3
Team																	
Totals		20-55		7-21		17-32		12		25		37		64		13	

FG % 1st Half: 9-35 25.7% 2nd half: 11-20 55.0% Game: 20-55 36.4%
3FG % 1st Half: 4-14 28.6% 2nd half: 3-7 42.9% Game: 7-21 33.3%
FT % 1st Half: 5-9 55.6% 2nd half: 12-23 52.2% Game: 17-32 53.1%

Officials: John St. Clair, Steve Honacki, Shane Staggs
Technical fouls: SIUE-WRIGHT, Lamar. Southeast Missouri-AKENTEN, Nana; TEAM.
Attendance: 723

Score by periods	1st	2nd	Total
SIUE	34	28	62
Southeast Missouri	27	37	64

Points	In	Off	2nd	Fast
SIUE	30	8	9	12
SEMO	24	15	10	4

Official Basketball Box Score -- Game Totals -- Final Statistics Eastern Illinois vs Southeast Missouri 01-30-21 5 p.m. at Show Me Center -- Cape Girardeau, Mo.

Eastern Illinois 44 • 5-13, 2-9 OVC

#	Player	Total			3-Ptr			Rebounds			PF	TP	A	TO	Bk	Stl	Min
		FG	FGA	FT	FG	FGA	FT	Off	Def	Tot							
11	ALLERUZZO IV, Barlow	1	5	0	4	2	2	1	2	3	2	4	1	1	0	0	30
04	JOHNSON, Marvin	1	7	1	4	0	0	3	1	4	0	3	1	3	0	1	18
05	FARQUHAR, Junior	2	3	1	2	0	0	0	0	0	1	5	1	1	0	1	16
22	WALLACE, Josiah	3	10	2	3	3	4	0	5	5	1	11	1	4	0	2	27
25	DEANG, Deang	2	5	1	2	1	2	0	1	1	3	6	1	1	1	3	26
01	CHARLES, Kashawn	3	12	2	10	0	1	0	2	2	1	8	0	0	1	2	19
12	SCHNYDERS, Micah	0	1	0	1	0	0	0	1	1	2	0	0	3	0	0	20
13	ABRAHAM, Henry	2	8	2	7	0	0	0	0	0	1	6	2	0	0	0	27
21	DIARRA, Madani	0	2	0	0	1	2	2	1	3	4	1	1	2	0	0	17
Team																	
Totals		14-53		9-33		7-11		8		17		25		15		44	

FG % 1st Half: 6-27 22.2% 2nd half: 8-26 30.8% Game: 14-53 26.4%
3FG % 1st Half: 3-15 20.0% 2nd half: 6-18 33.3% Game: 9-33 27.3%
FT % 1st Half: 5-6 83.3% 2nd half: 2-5 40.0% Game: 7-11 63.6%

Southeast Missouri 75 • 6-10, 4-6 OVC

#	Player	Total			3-Ptr			Rebounds			PF	TP	A	TO	Bk	Stl	Min
		FG	FGA	FT	FG	FGA	FT	Off	Def	Tot							
10	PATTERSON, Manny	3	6	0	0	5	7	2	2	4	2	11	0	2	0	0	15
03	REED, JR., Eric	1	3	1	2	0	0	1	2	3	3	3	0	1	0	0	19
05	HARRIS, Chris	5	7	1	2	0	0	0	4	4	2	11	5	2	0	5	25
11	NICHOLAS, DQ	3	5	0	1	4	4	1	7	8	0	10	5	1	0	0	27
21	AKENTEN, Nana	5	10	3	7	0	0	1	4	5	1	13	2	3	0	5	27
02	LOVE, Jordan	2	8	0	2	1	3	2	4	6	0	5	3	0	0	0	16
12	MORRISON, Evan	0	4	0	2	0	0	0	0	0	0	0	0	0	0	0	5
13	LONG, Parker	0	1	0	0	0	0	2	2	4	0	0	1	0	0	0	5
14	JOHNSON, Nate	3	3	0	0	1	2	0	3	3	1	7	0	1	0	1	14
25	RUSSELL, Nygal	1	3	0	0	0	0	2	3	5	2	2	0	1	0	0	15
33	BRANSON, Dylan	3	4	1	2	0	0	2	3	5	1	7	1	2	0	0	22
44	AGNEW, Darrious	1	3	0	0	4	4	2	0	2	3	6	0	2	0	0	10
Team																	
Totals		27-57		6-18		15-20		16		34		50		15		75	

FG % 1st Half: 12-27 44.4% 2nd half: 15-30 50.0% Game: 27-57 47.4%
3FG % 1st Half: 3-8 37.5% 2nd half: 3-10 30.0% Game: 6-18 33.3%
FT % 1st Half: 11-15 73.3% 2nd half: 4-5 80.0% Game: 15-20 75.0%

Officials: James Gibson, Boyd Copeland, Drew Larson
Technical fouls: Eastern Illinois-None. Southeast Missouri-None.
Attendance: 842

Score by periods	1st	2nd	Total
Eastern Illinois	20	24	44
Southeast Missouri	38	37	75

Points	In	Off	2nd	Fast
EIU	2	6	3	0
SEMO	32	20	17	12



Game 17

Murray State 77 Southeast Missouri 60

February 1, 2021 • Show Me Center • Cape Girardeau, Mo.



CAPE GIRARDEAU, Mo.

KJ Williams had a double-double 26 points and 11 rebounds to lead

Murray State to a 77-60 win over Southeast Missouri at the Show Me Center.

SEMO led for only 1:59 of the contest as MSU drained 12 three-pointers and reached its Ohio Valley Conference leading .510 field goal percentage.

After DQ Nicholas' layup tied the game at 12-12 a little over six minutes into the contest, MSU went on a 13-5 run to build an eight-point advantage. DaQuan Smith knocked down a 3-pointer to cap the stretch

giving the Racers a 25-17 lead with 7:57 left in the first half.

Nicholas cut MSU's lead to 29-24 with just under three minutes to go, but the Racers answered with seven-straight points to take a double-digit 36-24 lead at the intermission. Justice Hill buried a 3-pointer from the right corner as the buzzer sounded to end the opening stanza.

The Redhawks had six empty possessions to start the second half. SEMO turned the ball over three times, had two shots blocked and missed another field goal. Meanwhile, MSU capitalized with an 11-3 run to blow the game open.

SEMO was able to cut MSU's lead to 13 multiple times, but that was as close as it would get.

Official Basketball Box Score -- Game Totals -- Final Statistics Murray State vs Southeast Missouri 02-01-21 6 p.m. at Show Me Center -- Cape Girardeau, Mo.

Murray State 77 • 8-8, 5-6 OVC

#	Player	Total		3-Ptr		Rebounds			PF	TP	A	TO	Blk	Stl	Min
		FG	FGA	FG	FGA	Off	Def	Tot							
00	ROBINSON, Demond	5	8	0	0	2	3	5	4	10	2	3	3	0	29
23	WILLIAMS, KJ	10	16	5	7	4	7	11	0	26	1	1	0	4	34
01	SMITH, DaQuan	5	8	3	6	1	1	2	3	16	3	1	0	0	28
04	BOSTICK, Dionte	2	4	0	0	1	0	1	2	4	3	1	0	1	21
10	BROWN, Tevin	3	8	2	5	0	0	4	1	8	4	0	0	0	36
02	CARTER, JR., Chico	2	6	1	2	1	0	0	0	6	3	0	0	0	20
13	GILMORE, Devin	1	5	0	0	0	2	2	1	2	0	1	0	1	10
14	HILL, Justice	2	4	1	2	0	0	3	3	1	5	3	1	0	2
32	MCMULLEN, Nicholas	0	0	0	0	1	1	2	1	0	1	0	0	0	6
Team						1	1	2							
Totals		30	59	12	22	5	8	32	13	77	20	8	3	8	200

FG % 1st Half: 13-29 44.8% 2nd half: 17-30 56.7% Game: 30-59 50.8%
3FG % 1st Half: 6-11 54.5% 2nd half: 6-11 54.5% Game: 12-22 54.5%
FT % 1st Half: 4-6 66.7% 2nd half: 1-2 50.0% Game: 5-8 62.5%

Southeast Missouri 60 • 6-11, 4-7 OVC

#	Player	Total		3-Ptr		Rebounds			PF	TP	A	TO	Blk	Stl	Min
		FG	FGA	FG	FGA	Off	Def	Tot							
10	PATTERSON, Manny	2	3	0	0	1	0	1	2	5	1	3	0	0	11
03	REED, JR., Eric	4	7	4	6	0	1	2	3	0	12	1	0	0	27
05	HARRIS, Chris	2	8	0	5	6	0	0	0	10	2	0	0	1	25
11	NICHOLAS, DQ	4	8	0	1	3	4	1	8	9	3	11	1	3	0
21	AKENTEN, Nana	2	7	1	5	0	0	1	2	1	5	1	2	0	22
02	LOVE, Jordan	3	7	2	4	0	0	0	0	8	1	1	0	0	22
13	LONG, Parker	1	1	1	1	0	0	0	0	3	0	1	0	0	6
14	JOHNSON, Nate	1	1	0	0	0	1	1	1	2	1	0	3	0	10
25	RUSSELL, Nygal	0	1	0	0	0	1	1	0	0	1	0	0	0	9
33	BRANSON, Dylan	0	1	0	1	0	2	3	1	0	4	3	1	0	20
44	AGNEW, Darrious	2	4	0	0	1	4	5	0	4	1	0	1	0	19
Team						0	1	1							
Totals		21	48	8	23	10	13	23	8	60	14	13	5	2	200

FG % 1st Half: 10-26 38.5% 2nd half: 11-22 50.0% Game: 21-48 43.8%
3FG % 1st Half: 1-12 8.3% 2nd half: 7-11 63.6% Game: 8-23 34.8%
FT % 1st Half: 3-4 75.0% 2nd half: 7-9 77.8% Game: 10-13 76.9%

Officials: Mike O'Neill, Bobby Daw, Kyle Bottoms
Technical fouls: Murray State-None. Southeast Missouri-None.
Attendance: 690

Score by periods	1st	2nd	Total
Murray State	36	41	77
Southeast Missouri	24	36	60

Points	In	Off	2nd	Fast	Bench
MUR	28	15	15	6	13
SEMO	20	6	2	0	17

Game 18

Tennessee Tech 64 Southeast Missouri 68

February 4, 2021 • Show Me Center • Cape Girardeau, Mo.



CAPE GIRARDEAU, Mo.

Manny Patterson scored 22 points, Jordan Love added 14 points and

Southeast Missouri put together a ferocious second half comeback to overpower Tennessee Tech at the Show Me Center.

SEMO trailed by 16 points (26-10) with 9:28 remaining in the first half and 13 (39-26) at halftime before taking down the Golden Eagles in the final 20 minutes. The Redhawks outscored TTU, 42-25, and didn't miss a free throw (14-of-14) in the second half.

Love, who poured in all of his points in the second stanza, scored

eight in a row to single-handedly get the Redhawks back in the game.

After Parker Long's 3-pointer cut TTU's lead to five at 52-47 with 10:15 to go, Love made a layup, was fouled and converted a 3-point play to make it a two-point game.

On SEMO's next possession, Love drew a foul and made two free throws to tie the game. He then buried a 3-pointer to put the Redhawks ahead, 55-52, at the 7:49 mark.

After Damaria Franklin split a pair of free throws to bring the game to a 59-59 deadlock, Eric Reed, Jr. drained a big 3-pointer from the right corner and later sunk two free throws. Love then made four free throws in the last four seconds to polish off the victory.

Official Basketball Box Score -- Game Totals -- Final Statistics Tennessee Tech vs Southeast Missouri 02-04-21 8 p.m. at Show Me Center -- Cape Girardeau, Mo.

Tennessee Tech 64 • 2-16, 2-10 OVC

#	Player	Total		3-Ptr		Rebounds			PF	TP	A	TO	Blk	Stl	Min
		FG	FGA	FG	FGA	Off	Def	Tot							
23	HARVELL, Austin	0	6	0	2	1	3	4	1	0	0	2	0	0	16
05	HOPKINS, Marcus	0	2	0	0	0	0	0	2	0	1	0	0	1	8
00	FRANKLIN, Damaria	5	7	2	3	0	2	2	4	14	0	3	0	3	21
03	DAVIDSON, Keishawn	4	8	1	3	4	2	4	6	2	13	5	2	0	1
04	CLAY, Jr.	6	13	1	4	1	1	0	3	0	14	6	3	0	39
10	GETTELFINGER, CJ	0	0	0	0	0	0	0	0	0	0	0	0	0	4
11	QUEST, Dane	2	6	1	1	4	2	2	9	0	2	0	0	0	24
12	SYLLA, Amadou	3	6	0	0	1	1	2	6	2	1	1	0	0	22
33	GOLDMAN, Shandon	2	5	2	2	2	3	5	2	8	0	2	1	1	27
Team						4	2	6							
Totals		22	53	7	18	13	17	30	15	64	14	15	2	8	200

FG % 1st Half: 15-32 46.9% 2nd half: 7-21 33.3% Game: 22-53 41.5%
3FG % 1st Half: 7-11 63.6% 2nd half: 0-7 0.0% Game: 7-18 38.9%
FT % 1st Half: 2-3 66.7% 2nd half: 11-14 78.6% Game: 13-17 76.5%

Southeast Missouri 68 • 7-11, 5-7 OVC

#	Player	Total		3-Ptr		Rebounds			PF	TP	A	TO	Blk	Stl	Min
		FG	FGA	FG	FGA	Off	Def	Tot							
10	PATTERSON, Manny	2	3	0	0	0	6	6	2	22	0	2	1	1	26
33	BRANSON, Dylan	0	1	0	0	0	5	5	1	2	1	1	0	0	20
03	REED, JR., Eric	1	5	1	4	2	0	2	3	5	3	2	0	3	32
05	HARRIS, Chris	3	5	2	5	0	0	0	3	13	5	5	0	0	30
11	NICHOLAS, DQ	1	7	0	3	0	0	2	1	2	3	2	0	0	24
02	LOVE, Jordan	3	6	1	3	7	0	2	2	14	2	1	0	0	21
13	LONG, Parker	1	2	1	2	0	0	0	2	3	0	0	0	0	7
14	JOHNSON, Nate	1	1	0	0	1	1	2	1	2	0	2	1	0	12
21	AKENTEN, Nana	2	3	1	1	0	2	2	2	5	2	0	0	1	20
25	RUSSELL, Nygal	0	0	0	0	0	0	0	0	0	1	0	0	0	6
44	AGNEW, Darrious	0	1	0	0	0	0	0	0	0	0	2	0	0	2
Team						2	1	3							
Totals		22	45	6	15	18	19	37	17	68	17	18	2	5	200

FG % 1st Half: 10-24 41.7% 2nd half: 12-21 57.1% Game: 22-45 48.9%
3FG % 1st Half: 2-8 25.0% 2nd half: 4-7 57.1% Game: 6-15 40.0%
FT % 1st Half: 4-5 80.0% 2nd half: 14-14 100.0% Game: 18-19 94.7%

Officials: Steve Divine, Blake Harris, Amy Bonner
Technical fouls: Tennessee Tech-None. Southeast Missouri-None.
Attendance: 642

Score by periods	1st	2nd	Total
Tennessee Tech	39	25	64
Southeast Missouri	26	42	68

Points	In	Off	2nd	Fast	Bench
TTU	20	18	5	6	23
SEMO	24	15	5	0	24



Game 19

Jacksonville State 66 Southeast Missouri 54

February 6, 2021 • Show Me Center • Cape Girardeau, Mo.



CAPE GIRARDEAU, Mo.

DQ Nicholas scored 13 points

and Eric Reed, Jr. added 12 as Southeast Missouri fell to Jacksonville State, 66-54.

SEMO wrapped up its season-long five-game homestand with a 3-2 mark.

The Redhawks held a 29-28 edge at halftime, but JSU took over in the second half and never looked back. JSU outscored SEMO, 28-10, in the first 13:16 of the final stanza and that was the difference.

Jay Pal's dunk gave the Gamecocks a 56-39 lead with 6:44 to go.

SEMO then responded with an 11-1 un to narrow JSU's lead to 57-50. Nygal Russell's free throw ended

the surge with 2:09 remaining.

The Redhawks again pulled within seven on a pair of free throws by Chris Harris with a little under two minutes left, but that was as close as the would get.

SEMO led for nearly the entire first half and used back-to-back 3-pointers by Reed, Jr. to take a 20-13 lead with 9:44 remaining. Reed, Jr. buried each of his first three 3-pointers and paced the Redhawks with nine first-half points.

After JSU cut the Redhawks lead to three (20-17), SEMO pushed its lead back to seven with layups from Nicholas and Russell.

Jordan Love's layup later put SEMO ahead, 26-20, before it headed into the locker room with a 29-28 edge

Official Basketball Box Score -- Game Totals -- Final Statistics Jacksonville State vs Southeast Missouri 02-06-21 4 p.m. at Show Me Center -- Cape Girardeau, Mo.

Jacksonville State 66 • 12-7, 8-5 OVC

#	Player		Total		3-Ptr		Rebounds		PF	TP	A	TO	Blk	Stl	Min
			FG-FGA	FG-FGA	FT-FTA	Off	Def	Total							
13	PAL, Jay	f	2-5	1-3	0-1	2	3	5	2	5	2	1	2	0	23
50	HUFFMAN, Brandon	f	2-6	0-0	0-0	2	3	5	3	4	0	1	2	0	10
00	FINCH, Jalen	g	7-12	0-4	2-3	0	8	8	4	16	7	2	3	1	35
11	HENRY, Kayne	f	2-5	1-3	1-2	5	4	9	1	6	0	4	0	0	29
23	ADAMS, Darian	g	5-13	1-7	2-3	1	5	6	2	13	1	3	0	2	32
01	KING, Demaree	f	0-3	0-1	1-2	0	2	2	2	1	2	3	0	1	27
02	HENDERSON, Semaj	f	0-0	0-0	0-0	0	0	0	0	0	1	0	0	0	4
03	ZELIZNAK, Marcos	f	0-0	0-0	0-0	0	0	0	0	2	0	0	0	0	3
05	NGUMEZI, Amanze	f	5-7	0-2	2-3	0	2	2	5	12	0	1	1	0	13
10	PERDUE, Juwan	f	1-1	0-0	2-2	1	1	2	2	4	0	0	0	0	11
24	ROUB, Martin	f	2-6	1-5	0-0	0	0	0	2	5	0	0	0	0	13
	Team					0	5	5							
Totals			26-58	4-25	10-16	11	33	44	25	66	13	15	8	4	200

FG % 1st Half: 12-32 37.5% 2nd half: 14-26 53.8% Game: 26-58 44.8% Deadball
3FG % 1st Half: 2-15 13.3% 2nd half: 2-10 20.0% Game: 4-25 16.0% Rebounds
FT % 1st Half: 2-3 66.7% 2nd half: 8-13 61.5% Game: 10-16 62.5%

Southeast Missouri 54 • 7-12, 5-8 OVC

#	Player	Total		3-Ptr		Rebounds		PF	TP	A	TO	Blk	Stl	Min	
		FG-FGA	FG-FGA	FT-FTA	Off	Def	Total								
10	PATTERSON, Manny	f	2-8	0-0	1-2	1	2	3	4	5	1	1	0	0	13
03	REED, JR., Eric	g	4-8	4-5	0-0	0	3	3	1	12	0	0	0	0	31
05	HARRIS, Chris	g	0-9	0-5	2-2	0	1	1	1	2	1	2	0	0	25
11	NICHOLAS, DQ	g	5-9	1-2	2-5	0	4	4	3	13	1	1	0	1	31
21	AKENTEN, Nana	g	1-5	1-4	1-2	1	5	6	1	4	0	2	0	2	25
02	LOVE, Jordan		3-4	1-2	1-5	0	0	0	0	8	2	1	0	0	23
13	LONG, Parker		0-0	0-0	0-0	0	0	0	0	0	0	0	0	0	4
10	JOHNSON, Nate		1-4	0-0	2-3	1	1	2	2	4	0	2	0	0	14
25	RUSSELL, Nygal		1-3	0-1	1-3	2	2	4	2	3	0	0	0	0	15
33	BRANSON, Dylan		0-0	0-0	0-0	0	3	3	2	0	1	3	0	1	13
44	AGNEW, Darrius		0-1	0-0	3-4	1	2	3	2	3	1	0	0	0	6
Team						1	2	3							
Totals			17-51	7-19	13-26	7	25	32	18	54	7	12	0	4	200

FG % 1st Half: 10-27 37.0% 2nd half: 7-24 29.2% Game: 17-51 33.3% Deadball
3FG % 1st Half: 4-11 36.4% 2nd half: 3-8 37.5% Game: 7-19 36.8% Rebounds
FT % 1st Half: 5-10 50.0% 2nd half: 8-16 50.0% Game: 13-26 50.0%

Officials: Brett Miles, Coy Gammon, Kelly Davis
Technical fouls: Jacksonville State-ADAMS, Darian. Southeast Missouri-None.
Attendance: 720

Score by periods	1st	2nd	Total
Jacksonville State	28	38	66
Southeast Missouri	29	25	54

Points	In Paint	Off T/O	2nd Chance	Fast Break	Bench
JSU	34	11	5	6	22
SEMO	18	21	3	4	18

Game 20

Southeast Missouri 60 Murray State 80

February 12 2021 • CFSB Center • Murray, Ky.



MURRAY, Ky.

Murray State shot 58.5 percent from the field in an 80-60 win over

Southeast Missouri at the CFSB Center.

The Racers set the tone early heating up to shoot 60.7 percent and drained six 3-pointers in the first half. SEMO led only once and that was when Nana Akenten made a jumper on the opening possession of the game.

Ahead, 19-15, the Racers used a 7-0 run to extend their lead to double figures. KJ Williams' layup finished off the surge giving MSU a 26-15 advantage with 6:32 left.

Freshman Dylan Branson buried

his second 3-pointer to make it a 33-28 game at the 2:26 mark, but MSU scored nine of the last 11 points of the half to pull ahead, 42-30, at the intermission.

Chico Carter, Jr. led MSU's scorching start with 15 first-half points, missing one time from the field. He made six of seven field goals and had three 3-pointers.

MSU didn't cool off much in the second half and pieced together a 15-2 run en route to completing its two-game sweep of the Redhawks.

Jordan Love and Nolan Taylor led SEMO with 11 and 10 points, respectively. Taylor shot 5-of-9 from the field in his return after missing the last four games with a knee injury.



Official Basketball Box Score -- Final
Southeast Mo. St. at Murray St.
02/12/21 CFSB Center, Murray, Ky.
2020-21 Men's Basketball

Game Time: 5:00 PM
Game Duration: 1:42
Attendance: 1,252

Officials: Chris Hudson, Joey Richardson, Jeremy Trussell

Southeast Mo. St. - 60

Record: 7-13 (5-9)

NO.	Name	Min	FG		3P		Rebounds		Fouls	TP	AS	TO	ST	Blks	+/-
			MA	FA	MA	FA	OR	DR							
10	Manny Patterson	F 10:59	1-2	0-0	0-0	0-1	1	2	0	2	0	0	0	0	12
3	Eric Reed, Jr.	G 28:46	3-8	2-6	0-0	0-3	3	0	2	8	0	1	0	0	-21
5	Chris Harris	G 23:37	1-7	0-4	0-0	0-1	1	1	0	2	2	2	0	0	-17
11	DQ Nicholas	G 24:54	2-5	0-2	2-3	1	1	2	1	2	6	3	3	1	-14
21	Nana Akenten	G 23:34	2-6	1-5	0-0	0-4	4	0	0	5	1	2	1	0	-9
2	Jordan Love	20:52	3-8	1-2	4-4	1	4	5	0	2	11	2	3	1	-5
44	Darrius Agnew	16:44	3-7	0-0	2-6	2	3	5	2	4	0	1	0	0	-7
13	Parker Long	06:32	0-0	0-0	0-0	0-0	0	0	0	0	0	0	0	0	-2
33	Dylan Branson	15:54	2-2	2-2	0-0	0-2	2	2	2	6	0	1	0	1	-6
25	Nygal Russell	13:41	1-3	0-1	0-0	1	0	1	1	0	2	0	0	0	-7
31	Nolan Taylor	12:17	5-9	0-0	0-0	2	1	3	1	0	10	0	0	0	-1
12	Evan Morrison	02:10	0-1	0-0	0-0	1	1	2	0	0	0	0	0	0	1
Team															
Totals		23-58	6-22	8-13	10	24	34	10	12	60	8	14	7	2	-20

Murray St. - 80

Record: 10-9 (7-7)

NO.	Name	Min	FG		3P		Rebounds		Fouls	TP	AS	TO	ST	Blks	+/-
			MA	FA	MA	FA	OR	DR							
00	Demond Robinson	F 25:48	3-7	0-0	0-0	0-4	4	1	1	6	1	0	0	1	0
23	KJ Williams	F 24:21	7-10	0-2	3-3	1	6	7	3	2	17	1	6	0	21
2	Chico Carter, Jr.	G 31:03	9-13	4-5	0-0	0-2	2	0	0	22	3	3	1	0	24
4	Dionte Bostick	G 18:14	0-1	0-0	1-2	0-0	0	0	2	1	1	0	1	0	0
10	Tevin Brown	G 34:55	5-10	3-7	2-2	0	7	7	1	1	15	9	0	1	0
32	Nicholas McMullen	12:39	1-2	0-0	1-3	0-0	0	0	3	1	3	0	1	0	-2
1	DaQuan Smith	07:26	1-1	1-1	0-0	0-0	0	0	0	3	0	0	1	0	-3
13	Devin Gilmore	15:02	3-4	0-0	1-2	1	3	4	0	1	7	1	1	0	0
14	Justice Hill	19:36	2-4	1-3	0-0	0-1	1	1	1	5	1	0	2	0	15
33	Jackson Swills	04:26	0-0	0-0	0-0	0-1	1	2	0	0	0	1	0	0	-1
22	Brian Whitley	02:10	0-0	0-0	0-0	0-0	0	0	0	0	0	0	0	0	-1
24	Ja'Queze Kirby	02:10	0-0	0-0	1-2	0-2	2	0	2	1	0	1	0	0	-1
25	Rodriguez Thomas	02:10	0-1	0-1	0-0	0-0	0	0	1	0	0	0	0	0	-1
Team															
Totals		31-53	9-19	9-14	3	27	30	12	10	80	16	14	5	2	20

		SEMO	MUR				
Biggest lead		2 (1 st 18:48)	23 (2 nd 3:11)	Points from		SEMO	MUR
Best Scoring Run		5 (1 st 2:26)	8 (2 nd 5:22)	Turnovers		10	15
Lead Changes		1		Paint		28	36
Times Tied		1		Second Chance		8	5
Time with Lead		01:28	36:52	Fast Breaks		5	17
				Bench		37	19

		Period by Period Scoring</
--	--	----------------------------



SOUTHEAST MISSOURI BASKETBALL NOTES // EASTERN KENTUCKY

Game 21

Southeast Missouri 63 Austin Peay 78

February 13, 2021 • Dunn Center • Clarksville, Tenn.



CLARKSVILLE, Tenn.

Reigning Ohio Valley Conference Player of the Year Terry Taylor

had a double-double 32 points and 14 rebounds, and Austin Peay beat Southeast Missouri, 78-63, at the Dunn Center.

APSU was simply too much for SEMO to handle.

Taylor scored 23 first-half points and APSU shot 51.5 percent from the field in the game's opening 20 minutes as the Governors built a 42-27 halftime lead.

Ahead, 26-18, APSU went on a 10-0 run to double its lead. Mike Peake's free throws capped the surge giving the Governors a 36-18

advantage with 4:10 remaining.

Jordyn Adams scored on a driving layup to stretch the Governors lead to 18 again before Eric Reed, Jr. buried a 3-pointer just before the half ended.

SEMO committed 13 turnovers which led to 12 points in the opening stanza.

The Redhawks were much better in the second half and tied APSU, 36-36, in the final period.

APSU led by as many as 22 points (64-42) with 10:18 left to play. After that, SEMO pulled within 11 on a driving layup by DQ Nicholas, but that was as close as it would get.

Eric Reed, Jr. paced SEMO with a career-high 21 points.

Game 22

Austin Peay 81 Southeast Missouri 86 OT

February 16, 2021 • Show Me Center • Cape Girardeau, Mo.



CAPE GIRARDEAU, Mo.

Eric Reed, Jr. scored 22 points and Darrious Agnew knocked

down a 3-pointer to send the game to overtime as Southeast Missouri pulled off a thrilling 86-81 come-from-behind win over Austin Peay.

SEMO snapped an eight-game losing streak in its series against APSU, beating the Governors for the first time since 2017.

The Redhawks trailed, 49-36, with 15:30 remaining when they battled back to erase their double-digit deficit.

SEMO was later down, 65-55, at the 5:38 mark when it put together a 7-0 run to get within three. Dylan

Branson and Nana Akenten each buried jumpers before Reed, Jr. nailed a 3-pointer to make it a 65-62 game with just under four minutes left.

Reed, Jr. then splashed in another 3-pointer to cut APSU's lead to 69-68 with 54 seconds to go. The Redhawks again got within a point (71-70) on a jumper by Chris Harris 30 ticks later.

Carlos Paez's two free throws stretched the Governors lead to 73-70, but Agnew sunk only his second 3-pointer of the season to send the game to overtime.

Nygall Russell stole the ball off a pass from Carlos Paez and threw down a massive dunk in transition two seconds to help put the win on ice.



Official Basketball Box Score - Final
Southeast Mo. St. at Austin Peay
02/13/21 Warfield Dunn Center, Clarksville
2020-21 Men's Basketball

Game Time: 5:00 PM
Game Duration: 1:52
Attendance: 494

Officials: Rusty Phillips, David Carter, Josh Pilo

Southeast Mo. St. - 63

Record: 7-14 (5-10)

NO.	Name	Min	FG	3P	FT	Rebounds	Fouls	TP	AS	TO	ST	Blocks	+/
			M-A	M-A	M-A	OR DR TOT	PF	FD				BS	BA
10	Manny Patterson	12:21	2-3	0-0	2-2	0 2 2	1 1	6	1	0	0	0	-6
3	Eric Reed, Jr.	33:22	9-16	3-6	0-0	1 4 5	1 3	21	2	4	0	0	-7
5	Chris Harris	28:51	3-10	1-5	2-2	1 0 1	2 3	9	2	2	1	0	-12
11	DQ Nicholas	34:39	2-7	0-1	2-2	0 4 4	3 4	6	3	5	2	0	-10
21	Nana Akenten	22:53	2-5	2-5	0-0	0 6 6	4 0	6	1	1	0	1	-9
33	Dylan Branson	09:48	0-1	0-1	0-0	0 0 0	2 2	0	0	5	2	0	-10
44	Darrious Agnew	16:56	4-6	0-0	1-3	4 1 5	0 2	9	0	0	1	0	-13
13	Parker Long	07:32	0-0	0-0	0-0	1 1 0	0 0	0	0	0	0	0	-6
25	Nygall Russell	22:35	2-5	0-1	0-0	1 6 7	4 1	4	3	3	1	0	-7
31	Nolan Taylor	10:43	1-3	0-0	0-0	0 0 0	3 0	2	0	1	0	0	1
12	Evan Morrison	00:20	0-0	0-0	0-0	0 0 0	0 0	0	0	0	0	0	1
Team						2 1 3			0	0			
Totals			25-56	6-19	7-9	9 25 34	20	16	83	12	21	7	-15

Technical Fouls: NONE

Austin Peay - 78

Record: 13-8 (9-6)

NO.	Name	Min	FG	3P	FT	Rebounds	Fouls	TP	AS	TO	ST	Blocks	+/
			M-A	M-A	M-A	OR DR TOT	PF	FD				BS	BA
15	Mike Peake	22:14	2-5	1-2	4-4	1 1 2	1 5	9	1	0	1	1	9
21	Terry Taylor	37:59	12-18	2-5	6-9	6 8 14	1 6	32	2	3	2	2	14
1	Carlos Paez	32:37	3-9	1-4	3-3	0 1 1	1 2	10	2	2	3	0	11
2	TaiReon Joseph	28:53	5-11	2-6	2-4	0 3 3	2 2	14	1	2	3	0	18
5	Jordyn Adams	20:00	1-4	0-1	0-0	0 1 1	2 0	2	1	1	1	0	4
0	Elton Walker	19:03	1-2	0-0	1-2	0 2 2	2 1	3	3	1	0	0	9
22	Alec Woodard	15:02	1-5	0-2	0-0	2 2 4	2 0	2	1	2	1	0	10
12	Reginald Gee	13:58	1-2	1-2	0-0	0 1 1	2 1	4	0	0	1	0	0
14	DJ Peavy	09:30	1-1	0-0	0-0	0 0 0	2 3	2	0	1	0	0	2
11	Corbin Merritt	00:44	0-0	0-0	0-0	0 0 0	1 0	0	0	0	0	0	-2
Team						0 4 4			0	1			
Totals			27-57	7-22	17-24	9 23 32	16	20	78	11	13	12	3

Technical Fouls: NONE

	SEMO	APSU				
Biggest lead	0 (1 st 20:00)	22 (2 nd 10:18)	Points from	SEMO	APSU	
			Turnovers	11	24	
Best Scoring Run	9 (2 nd 8:32)	10 (1 st 4:10)	Paint	32	36	
Lead Changes			Second Chance	10	16	
Times Tied	0		Fast Breaks	10	23	
Time with Lead	00:00	39:34	Bench	15	11	
			Period by Period Scoring			
				1st	2nd	TOT
			SEMO	27	36	63
			APSU	42	36	78

Shooting By Period		
1 st	FG%	12-26 46.2%
3PT%	3-9 33.3%	
FT%	0-0 0%	
2 nd	FG%	13-30 43.3%
3PT%	3-10 30.0%	
FT%	7-9 77.8%	
GM FG%	25-56 44.6%	
3PT%	6-19 31.6%	
FT%	7-9 77.8%	
Dead Ball Rebounds: 1-0		

Official Basketball Box Score -- Game Totals -- Final Statistics Austin Peay vs Southeast Missouri 02-16-21 6 p.m. at Show Me Center -- Cape Girardeau, Mo.

Austin Peay 81 • 13-9, 9-7 OVC

#	Player	Total		3-Ptr		Rebounds		PF	TP	A	TO	Blk	Stl	Min
		FG-FGA	FG-FGA	FT-FTA	FT-FTA	Off	Def							
15	PEAKE, Mike	r	2-3	1-2	1-1	0	0	4	6	1	1	1	2	15
21	TAYLOR, Terry	f	8-20	1-4	12-14	9	8	17	1	29	2	5	3	45
01	PAEZ, Carlos	g	2-6	0-2	2-2	1	2	3	2	6	8	8	0	38
02	JOSEPH, Tai'Reon	g	3-9	3-5	0-0	0	0	0	2	9	1	0	0	31
12	GEE, Reginald	g	6-10	2-3	7-7	1	4	5	21	0	2	0	2	32
00	WALKER, Elton	g	1-2	0-0	0-0	1	4	5	5	2	2	0	4	30
14	PEAVY, DJ	g	0-2	0-0	0-0	0	0	0	0	0	2	0	0	7
22	WOODARD, Alec	g	3-8	2-5	0-0	0	0	0	5	8	2	1	0	27
Team						1	1	2						
Totals		25-60	9-21	22-24	13	19	32	24	81	16	21	4	13	225
FG % 1st Half: 12-31 38.7%		2nd half: 10-23 43.5%		OT: 3-6 50.0%		Game: 25-60 41.7%		Deadball						
3FG % 1st Half: 5-12 41.7%		2nd half: 2-5 40.0%		OT: 2-4 50.0%		Game: 9-21 42.9%		Rebounds						
FT % 1st Half: 10-11 90.9%		2nd half: 12-13 92.3%		OT: 0-0 0.0%		Game: 22-24 91.7%		0						

Southeast Missouri 86 • 8-14, 6-10 OVC

#	Player	Total		3-Ptr		Rebounds		PF	TP	A	TO	Blk	Stl	Min
		FG-FGA	FG-FGA	FT-FTA	FT-FTA	Off	Def							
10	PATTERSON, Manny	r	3-7	0-0	0-0	2	0	2	1	6	0	4	4	12
03	REED, JR., Eric	g	8-13	5-7	1-2	1	3	4	3	22	3	2	0	38
05	HARRIS, Chris	g	3-8	0-4	8-12	0	4	4	1	14	6	3	0	39
11	NICHOLAS, DQ	g	4-8	0-1	3-3	2	3	5	2	11	2	3	0	29
21	AKENTEN, Nana	g	2-6	1-4	4-4	2	6	8	1	9	1	2	1	4
13	LONG, Parker	g	0-0	0-0	0-0	0	0	0	1	0	0	0	0	2
14	JOHNSON, Nate	g	1-1	0-0	1-2	1	4	5	3	3	0	3	0	8
25	RUSSELL, Nygall	g	1-4	0-2	1-2	0	3	3	1	3	0	1	0	19
33	BRANSON, Dylan	g	3-6	0-2	0-0	3	1	4	4	6	2	3	0	1
44	AGNEW, Darrious	g	4-7	1-1	3-8	3	0	3	4	12	1	0	0	21
Team						2	0	2						
Totals		29-60	7-21	21-33	16	24	40	21	86	15	21	5	13	225
FG % 1st Half: 13-33 39.4%		2nd half: 14-24 58.3%		OT: 2-3 66.7%		Game: 29-60 48.3%		Deadball						
3FG % 1st Half: 1-11 9.1%		2nd half: 5-9 55.6%		OT: 1-1 100.0%		Game: 7-21 33.3%		Rebounds						
FT % 1st Half: 6-7 85.7%		2nd half: 7-16 43.8%		OT: 8-10 80.0%		Game: 21-33 63.6%		8						

Officials: Andrew Walton, Kevin Driver, Scott Tierney
Technical fouls: Austin Peay-TAYLOR, Terry. Southeast Missouri-None.
Attendance: 275

Score by periods	1st	2nd	OT	Total
Austin Peay	39	34	8	81
Southeast Missouri	33	40	13	86

	In	Off	2nd	Fast	Bench
Points	Paint	T/O	Chance	Break	
APSU	26	27	15	6	10
SEMO	34	20	10	10	24