



2021 SOUTHEAST MISSOURI BASEBALL

Southeast Missouri at South Alabama

Games
1-3



Schedule

Follow the Redhawks

Radio.....SEMO ESPN 93.5 FM & 1220 AM
(Erik Sean)
Live Stats.....USAJaguars.com
Twitter.....@SEMObaseball

Dates.....February 19-21, 2021
Series Schedule.....Feb. 19, 3 p.m., CT
Feb. 20, 2 p.m., CT
Feb. 21, 1 p.m., CT
Location.....Mobile, Ala.
Facility.....Stanky Field (3,775)
Series.....USA leads, 5-2
Last Meeting.....USA 6, SEMO 5
(Feb. 25, 2001 | Mobile, Ala.)

Head Coaches.....Andy Sawyers (175-123 overall; 88-96 at SEMO; 48-45 OVC).
Mark Calvi (304-211 overall; 304-211 at USA).

Strategic Communications

Jeff Honza, Assistant Director of Athletics
Office Phone.....(573) 651-2933
Mobile.....(618) 528-1145
Email.....redhawk1@me.com

February (0-0)

19 at South Alabama
20 at South Alabama
21 at South Alabama ^{ESPN+}
25 at Arkansas
26 at Arkansas
27 at Arkansas
28 at Arkansas

3 p.m.
2 p.m.
1 p.m.
3 p.m.
3 p.m.
3 p.m.
1 p.m.

March (0-0, 0-0 OVC)

5 Illinois State
6 Illinois State (DH)
7 Illinois State
12 at SIU Edwardsville*
13 at SIU Edwardsville (DH)*
16 at Saint Louis
19 Austin Peay*
20 Austin Peay (DH)* ^{ESPN+}
23 Southern Illinois
26 at Eastern Illinois*
27 at Eastern Illinois (DH)*
30 Missouri State

3 p.m.
12 p.m.
1 p.m.
4 p.m.
1 p.m.
3 p.m.
5 p.m.
2 p.m.
5 p.m.
3 p.m.
11:30 a.m.
5 p.m.

April (0-0, 0-0 OVC)

2 Jacksonville State*
3 Jacksonville State (DH)* ^{ESPN+}
9 at Murray State*
10 at Murray State (DH)*
13 at UT Martin
16 Tennessee Tech* ^{ESPN+}
17 Tennessee Tech (DH)* ^{ESPN+}
23 at Missouri State
24 at Missouri State (DH)
25 at Missouri State
28 at Austin Peay
30 at Belmont*

5 p.m.
2 p.m.
5 p.m.
2 p.m.
5 p.m.
5 p.m.
2 p.m.
6:30 p.m.
1 p.m.
1 p.m.
3 p.m.
4 p.m.

May (0-0, 0-0 OVC)

1 at Belmont (DH)*
7 Eastern Kentucky* ^{ESPN+}
8 Eastern Kentucky (DH)* ^{ESPN+}
14 at Morehead State*
15 at Morehead State (DH)*
20 UT Martin*
21 UT Martin (DH)*
27-29 OVC Tournament

1 p.m.
5 p.m.
2 p.m.
1 p.m.
1 p.m.
5 p.m.
2 p.m.
TBA

Southeast Missouri Probable Starting Pitchers

| | # | Name | LHP | Ht. | Wt. | Cl. | Hometown (Previous School) |
|--------|----|-------------|-----|------|-----|-----|--|
| Game 1 | 25 | Dylan Dodd | LHP | 6-3 | 210 | Sr. | Danville, Ill. (Kankakee CC) |
| Game 2 | 18 | Noah Niznik | LHP | 5-11 | 196 | So. | St. Louis, Mo. (St. John Vianney H.S.) |
| Game 3 | 20 | Ryan Vogt | RHP | 6-4 | 220 | So. | Ava, Ill. (McKendree University) |

South Alabama Probable Starting Pitchers

| | # | Name | LHP | Ht. | Wt. | Cl. | Hometown (Previous School) |
|--------|----|----------------|-----|-----|-----|-----|---|
| Game 1 | 19 | Andy Arguelles | LHP | 6-0 | 190 | Sr. | Miami, Fla. (Christopher Columbus H.S.) |
| Game 2 | 11 | JoJo Booker | RHP | 6-2 | 210 | Sr. | Brewton, Ala. (T.R. Miller H.S.) |
| Game 3 | 44 | Matt Boswell | RHP | 6-0 | 195 | Sr. | Destin, Fla. (Northwest Florida State CC) |

Opening Weekend is Here

Southeast Missouri opens its 2021 season with a three-game series at South Alabama this weekend. The Redhawks and Jaguars play at 3 p.m. Friday, 2 p.m. Saturday and 1 p.m., CT Sunday.

Follow the Redhawks

Fans can listen to all three games of Southeast Missouri's series at South Alabama at SEMO ESPN 93.5 FM and 1220 AM. Erik Sean will call the action. Sunday's series finale will air live on ESPN+. Live stats are available at USAJaguars.com. Twitter updates provided @SEMObaseball.

Series History

Southeast Missouri and South Alabama meet for the first time in 20 years. SEMO and USA previously played seven times and the Jaguars lead the series, 5-2. Every game between these teams was contested in Mobile, Alabama. The Redhawks last played USA on Feb. 24-25, 2001. SEMO dropped those games by scores of 2-1 and 6-1.

Sudden Change

The Redhawks were originally supposed to begin their 2021 season with a four-game home series vs. Milwaukee this weekend, but large amounts of snow and ice covered the Cape Girardeau area thus making conditions unplayable. Southeast Missouri State University's main campus was closed due to the heavy winter weather on Monday and Tuesday this week.

On the Road in February

With Southeast Missouri's altered schedule, the Redhawks will now be on the road for their first month of the baseball season. After facing South Alabama, SEMO travels to Southeastern Conference member Arkansas for a four-game series from Feb. 25-28.



Southeast Missouri or SEMO is the preferred reference for Southeast Missouri State University athletic teams. Southeastern Missouri State is not an acceptable reference.

All times Central and Subject to Change;
Home Games in **Bold**; * - Ohio Valley Conference Game



Season-Openers

The Redhawks are 11-18 all-time in season-openers during their NCAA Division I era (since 1992). Southeast Missouri is 2-2 in such games under Head Coach Andy Sawyers. SEMO beat Western Michigan at home in 2019 and UT Arlington in Nacogdoches, Texas in 2017 for Sawyers' season-opening victories.

Season 63

The 2021 campaign marks Southeast Missouri's 63rd year of college baseball. The Redhawks are in their 30th season as an NCAA Division I program. SEMO is 1,364-1,117-10 all-time and 830-730-1 at the NCAA Division I level since the inception of its baseball program. The Redhawks have a 409-283-1 record in Ohio Valley Conference play. SEMO won four OVC regular-season titles (2002, 2014, 2015, 2016), three OVC Tournament crowns (1998, 2002, 2016) and made three NCAA Tournament appearances (1998, 2002, 2016) in program history.

Redhawks Tabbed Fifth in OVC Preseason Poll

The Redhawks accumulated 131 points and one first-place nod in this year's Ohio Valley Conference Predicted Order of Finish voted on by the OVC Head Baseball Coaches and Communication Directors. Belmont is this year's preseason favorite with 188 points and 14 first-place votes, while Jacksonville State (176 pts.), Murray State (136 pts.) and Austin Peay (132 pts.) also rated above the Redhawks. Eastern Kentucky (117 pts.), SIU Edwardsville (78 pts.), Eastern Illinois (73 pts.), Morehead State (57 pts.), Tennessee Tech (66 pts.) and UT Martin (45 pts.) round out the preseason poll.

Wilber and Dodd Earn Preseason All-OVC Honors

Junior shortstop Tyler Wilber and senior left-handed pitcher Dylan Dodd was named to this year's Preseason All-Ohio Valley Conference Team. Statistics were based on the 2019 campaign when determining the 16 players selected to the 2021 Preseason All-OVC squad. A native of Danville, Illinois, Dodd led SEMO with 77 strikeouts in 76 innings through 14 starts that year. He finished with four wins on the mound, second-most on the team. Dodd tied for eighth in the OVC in

strikeouts. Wilber, who hails from Los Alamitos, California, led the league in batting average (.383) and on-base percentage (.480), while ranking third in doubles (19) and fifth in hits (80) in 55 starts during the 2019 season. He also scored 43 runs, had a team-high three triples and led the Redhawks with 40 RBI. For his efforts, Wilber garnered First-Team All-OVC accolades.

Wilber Ranked 17th Among D1Baseball's Top 100 Shortstops

D1Baseball rated Southeast Missouri junior Tyler Wilber 17th among its Top 100 shortstops in the nation. A native of Los Alamitos, California, Wilber was rated among D1Baseball's Top 40 junior hitters in 2020. He ranked second on the team with a .406 batting average in 17 starts during a shortened season due to COVID-19. Wilber led the Redhawks in runs (26), doubles (9), walks (11) and on-base percentage (.494). Wilber was atop the Ohio Valley Conference in runs scored and ranked second in doubles, total bases (48) and total plate appearances (85) when play was suspended. Nationally, he ranked second in runs scored, fourth in runs per game (1.53) and ninth in total bases. UCLA's Matt McLain was tabbed as the No. 1 shortstop on this year's list.

2021 Roster

After all the uncertainties and challenges brought on by the COVID-19 pandemic, the NCAA Division I Council decided to allow schools to provide spring sport student-athletes an additional season of competition and an extension on their period of eligibility. Since everyone from 2020 redshirted, Southeast Missouri brings back over 60 percent of its roster. That said, the Redhawks 2021 squad consists of 38 players, including 19 returnees, six position starters and three starting pitchers.

2020 Recap

Southeast Missouri was 9-8 overall and 2-1 in the Ohio Valley Conference at the time play was cancelled due to a global COVID-19 pandemic in 2020. SEMO heated up to win seven of its final nine contests during its shortened campaign. The Redhawks were establishing their identity in the early going of 2020. SEMO was making significant strides with their starting pitching, playing excellent defense

2021 OVC Standings

| School | Conference | | | | Overall | | | |
|--------------------|------------|---|---|------|---------|---|---|------|
| | W | L | T | Pct. | W | L | T | Pct. |
| Austin Peay | 0 | 0 | 0 | .000 | 0 | 0 | 0 | .000 |
| Belmont | 0 | 0 | 0 | .000 | 0 | 0 | 0 | .000 |
| Eastern Illinois | 0 | 0 | 0 | .000 | 0 | 0 | 0 | .000 |
| Eastern Kentucky | 0 | 0 | 0 | .000 | 0 | 0 | 0 | .000 |
| Jacksonville State | 0 | 0 | 0 | .000 | 0 | 0 | 0 | .000 |
| Morehead State | 0 | 0 | 0 | .000 | 0 | 0 | 0 | .000 |
| Murray State | 0 | 0 | 0 | .000 | 0 | 0 | 0 | .000 |
| SIUE | 0 | 0 | 0 | .000 | 0 | 0 | 0 | .000 |
| Southeast Missouri | 0 | 0 | 0 | .000 | 0 | 0 | 0 | .000 |
| Tennessee Tech | 0 | 0 | 0 | .000 | 0 | 0 | 0 | .000 |
| UT Martin | 0 | 0 | 0 | .000 | 0 | 0 | 0 | .000 |

This Weekend's Schedule

Friday, February 19

- SIUE at UL Monroe, 1 p.m., CT
- Morehead State at Charlotte, 2 p.m., CT
- Southern Illinois at Tennessee Tech, 3 p.m., CT
- Southeast Missouri at South Alabama, 3 p.m., CT**
- Murray State at Lipscomb, 3 p.m., CT
- Eastern Kentucky at Georgia Tech, 3 p.m., CT
- UT Martin at Samford, 4 p.m., CT
- Eastern Illinois at Nicholls, 6:30 p.m., CT
- Jacksonville State at Baylor, 6:30 p.m., CT
- Austin Peay at Dallas Baptist, 6:30 p.m., CT

Saturday, February 20

- SIUE at UL Monroe, 12 p.m., CT
- Southern Illinois at Tennessee Tech, 12 p.m., CT
- Murray State at Lipscomb, 12 p.m., CT
- Illinois State at Belmont, 1 p.m., CT
- Eastern Kentucky at Georgia Tech, 1 p.m., CT
- Morehead State at Charlotte, 2 p.m., CT
- Austin Peay at Dallas Baptist, 2 p.m., CT
- UT Martin at Samford, 2 p.m., CT
- Eastern Illinois at Nicholls, 2 p.m., CT
- Southeast Missouri at South Alabama, 2 p.m., CT**
- Murray State at Lipscomb, 3 p.m., CT
- Jacksonville State at Baylor, 3 p.m., CT
- Southern Illinois at Tennessee Tech, 3:30 p.m., CT
- Illinois State at Belmont, 4 p.m., CT

Sunday, February 21

- Morehead State at Charlotte, 12 p.m., CT
- Eastern Kentucky at Georgia Tech, 12 p.m., CT
- Eastern Illinois at Nicholls, 12 p.m., CT
- Illinois State at Belmont, 1 p.m., CT
- Murray State at Lipscomb, 1 p.m., CT
- Jacksonville State at Baylor, 1 p.m., CT
- UT Martin at Samford, 1 p.m., CT
- Southeast Missouri at South Alabama, 1 p.m., CT**
- Austin Peay at Dallas Baptist, 1 p.m., CT
- Illinois State at Belmont, 4 p.m., CT



and reaping the benefits from an offense built around power and speed. Statistically, the Redhawks concluded competition ranked first in the OVC in batting average (.314), hits (188), triples (9), stolen bases (36) and fielding percentage (.976). SEMO was also second in slugging percentage (.513), on-base percentage (.404), runs scored (129), RBI (121) and home runs (21). Nationally, the Redhawks were sixth in hits, eighth in triples and 11th in both batting average and slugging percentage.

Sawyers Enters Fifth Year

Andy Sawyers enters his fifth year as Southeast Missouri's head coach. Sawyers, who has been coaching college baseball for more than two decades, is 175-123 in his career as a head coach. That includes an 88-96 record and 48-45 Ohio Valley Conference mark as SEMO's skipper. He has led the Redhawks to two OVC Tournaments (2017, 2018). SEMO's 29 victories in 2017 are currently the most in a season with Sawyers at the helm.

Over 150 Starts

Two Redhawks have made over 150 starts in their careers. Second baseman Connor Basler tallied a team-high 173 career starts and mainstay center fielder Danny Wright has accumulated 164. Both Basler and Wright are fifth-year seniors after joining Southeast Missouri in 2017.

Pro Prospects Return

Shortstop Tyler Wilber, a First-Team All-Ohio Valley Conference selection in 2019, chose to remain at Southeast Missouri after turning down free agent offers from a couple of different professional teams last summer. Left-handed pitcher Dylan Dodd also decided to return after getting offers to play professionally.

Dodd Will Start Opening Day

Senior left-hander Dylan Dodd will take the mound as Southeast Missouri's opening day starter Friday. Dodd started all four of his appearances and fashioned a 2-1 record with a team-best 3.38 ERA among starting pitchers last season. He led the team with 36 strikeouts and 26.2 innings, and allowed just seven walks. Three weeks into the 2020 season, Dodd was named one of Collegiate Baseball's National Pitchers of the Week after striking out 15 in a

win over Ohio University. He is 1-1 on opening day at SEMO. Dodd beat Western Michigan after working 6.2 innings and striking out eight on opening day of the 2019 season (Feb. 16).

Career .300 Hitters

Southeast Missouri has three players hitting .300 or better for their careers entering this weekend's season-opening series. Tyler Wilber leads the way with a .388 career batting average followed by Danny Wright (.307) and Andrew Keck (.300). Wilber, Wright and Keck have combined for a total of 291 hits, 170 runs scored, 61 doubles, 10 triples, 13 home runs and 153 RBI in their careers.

Career Rankings

Tyler Wilber presently ranks third all-time among Southeast Missouri's career leaders with a .388 batting average. Danny Wright is third in hit by pitch (30) and Connor Basler rates seventh in hit by pitch (25) and eighth in stolen bases (42). Dylan Dodd ranks eighth all-time in strikeouts/9 innings (9.95) and seventh in walks allowed/9 innings (2.55).

Coaching Additions

Southeast Missouri baseball great Trevor Ezell and former Rend Lake College assistant Drew Millwood join the Redhawks coaching staff this season. Ezell is the team's Director of Offensive Player Development and Millwood is Director of Analytics. Both will handle various administrative duties and assist with stat compilation, analytical breakdown, video analysis and scouting. A native of Bryant, Arkansas, Ezell returns to Cape Girardeau following a two-year stint in Minor League Baseball. He was signed by the Tampa Bay Rays during the summer of 2019 after making a trip to the College World Series at the University of Arkansas. Ezell wrapped up his college career with the Razorbacks after spending four years at SEMO. He earned both First-Team and Second-Team All-Ohio Valley Conference honors. Ezell started 181 games and accumulated 251 hits, 194 runs, 128 RBI, 48 stolen bases and 45 doubles in his career. He also hit .336, boasted a .495 slugging percentage and held a .967 fielding percentage during his time as a Redhawk. Millwood worked as an assistant coach at Rend Lake College. He was responsible for the hitters and was the Warriors recruiting coordinator. His

only season at Rend Lake was cut short due to COVID-19. Before Rend Lake College, Millwood was both Head Coach and Athletic Director at Wayne City High School and was Head Baseball Coach at Webber Township High School. He helped grow and develop the baseball team and enhanced the overall athletic programming for both schools in those roles. Millwood first started coaching when he was the owner and operator of one of the largest sports training facilities in Southern Illinois. While in that position, he worked with a diverse population of athletes ranging from kids and weekend warriors to Division I collegiate athletes and Cross-Fit and OCR competitors.

2021 Ohio Valley Conference Schedule

The Redhawks will play a 30-game Ohio Valley Conference slate in 2021. Each three-game series will be played over two days with a single game on Friday and a doubleheader on Saturday with the exception of the Redhawks home series with UT Martin (May 20-21) which will be contested on Thursday and Friday. In addition to UT Martin, Austin Peay (Mar. 19-20), Jacksonville State (Apr. 2-3), Tennessee Tech (Apr. 16-17) and Eastern Kentucky (May 7-8) come to Cape Girardeau this year. Meanwhile, the Redhawks road series in conference play are at SIU Edwardsville (Mar. 12-13), Eastern Illinois (Mar. 26-27), Murray State (Apr. 9-10), Belmont (Apr. 30-May 1) and Morehead State (May 14-15). The Redhawks will open OVC play on the road at SIUE.

On Deck

Southeast Missouri travels to Southeastern Conference member and #8 Arkansas for a four-game series Feb. 25-28.



SOUTHEAST MISSOURI BASEBALL NOTES // SOUTH ALABAMA SERIES

| No. | Name | Pos. | Ht. | Wt. | Cl. | B/T | Hometown (High School/College) |
|-----|-------------------|------|------|-----|-------|-----|--|
| 00 | Jeb Callaghan | LHP | 6-1 | 222 | Jr. | L/L | Yakima, Wash. (Naches Valley/George Washington) |
| 1 | Jevon Mason | OF | 5-11 | 202 | So. | R/R | West Des Moines, Iowa (West Des Moines Valley/Iowa Western CC) |
| 2 | Connor Basler | INF | 6-1 | 183 | Sr. | R/R | Ste. Genevieve, Mo. (Valle Catholic) |
| 4 | Braxton Zivic | OF | 5-9 | 183 | So. | R/R | Magnolia, Del. (Atlantic Shores Christian/Rend Lake College) |
| 5 | Noah Jacobsen | OF | 6-1 | 200 | Fr. | R/R | Potosi, Mo. (Potosi) |
| 7 | Kyle Miller | RHP | 6-2 | 210 | Fr. | R/R | Eureka, Mo. (Eureka) |
| 8 | Ty Stauss | UT | 5-10 | 190 | Fr. | L/R | Wildwood, Mo. (Lafayette) |
| 9 | Tyler Wilber | INF | 6-3 | 225 | Jr. | R/R | Los Alamitos, Calif. (Los Alamitos/Long Beach City College) |
| 10 | Lincoln Andrews | INF | 6-4 | 228 | Fr. | L/R | Canon City, Colo. (Canon City) |
| 11 | Rance Pittman | RHP | 6-1 | 196 | Jr. | R/R | West Linn, Ore. (West Linn/Lower Columbia College) |
| 12 | Andrew Keck | C | 6-3 | 220 | So. | R/R | St. Louis, Mo. (St. John Vianney) |
| 13 | Wade Stauss | C | 6-2 | 225 | R-So. | L/R | Wildwood, Mo. (Lafayette) |
| 14 | Danny Sperling | INF | 6-1 | 188 | So. | L/R | Wauconda, Ill. (Wauconda/McHenry County College) |
| 15 | Joseph Karall | RHP | 6-2 | 218 | So. | R/R | St. Albert, Alberta, Canada (Bellerose Composite/Cloud County CC) |
| 16 | Peyton Leeper | UT | 5-11 | 200 | Fr. | S/R | Mokane, Mo. (South Callaway) |
| 17 | Jon Sawyers | LHP | 6-0 | 183 | Fr. | L/L | Chesapeake, Va. (Atlantic Shores Christian/Rend Lake College) |
| 18 | Noah Niznik | LHP | 5-11 | 196 | So. | L/L | St. Louis, Mo. (St. John Vianney) |
| 19 | Danny Wright | OF | 5-11 | 180 | Sr. | S/R | Dardenne Prairie, Mo. (Fort Zumwalt West) |
| 20 | Ryan Vogt | RHP | 6-4 | 220 | So. | R/R | Ava, Ill. (Trico/McKendree University) |
| 21 | Josh Hoffmann | LHP | 5-10 | 200 | So. | L/L | Ballwin, Mo. (Parkway South/Southeastern CC (IA)) |
| 22 | Austin Blazevec | INF | 6-2 | 203 | Sr. | L/R | Plainfield, Ill. (Plainfield Central/Kaskaskia College) |
| 23 | Brett Graber | OF | 6-0 | 190 | So. | R/R | Sacramento, Calif. (Capital Christian School/Cosumnes River College) |
| 24 | Fischer Rausch | RHP | 6-5 | 237 | Fr. | R/R | St. Louis, Mo. (Valley Park) |
| 25 | Dylan Dodd | LHP | 6-3 | 210 | Sr. | L/L | Danville, Ill. (Bismarck-Henning/Kankakee CC) |
| 26 | Collin Wilma | RHP | 6-4 | 190 | Fr. | R/R | Tinley Park, Ill. (Tinley Park) |
| 27 | Austin Williams | RHP | 6-3 | 210 | Jr. | R/R | Judsonia, Ark. (White County Central/Three Rivers CC) |
| 28 | Anthony Klein | RHP | 6-1 | 225 | Fr. | R/R | St. Louis, Mo. (Parkway Central) |
| 30 | Adonis Forte | OF | 5-11 | 182 | Fr. | L/L | Omaha, Neb. (Omaha Central) |
| 31 | Blake Cisneros | LHP | 6-1 | 208 | So. | L/L | Fenton, Mo. (Rockwood Summit) |
| 32 | Connery O'Donnell | RHP | 6-3 | 212 | So. | R/R | Milliken, Colo. (Roosevelt/Garden City CC) |
| 33 | Bryce Grossius | RHP | 6-1 | 210 | So. | R/R | St. Louis, Mo. (St. Mary's) |
| 34 | Brandon McCabe | RHP | 6-0 | 215 | So. | R/R | Boynton, Fla. (Trinity Christian Adademy/Rend Lake College) |
| 35 | Ryan Malzahn | OF | 6-4 | 203 | Fr. | R/R | O'Fallon, Mo. (Living Word Christian) |
| 36 | Joey Kossina | LHP | 6-2 | 203 | Fr. | L/L | Belleville, Ill. (Belleville West) |
| 37 | Hunter Ralls | RHP | 6-3 | 190 | So. | R/R | Anna, Ill. (Jonesboro) |
| 38 | Hayden Malenfant | RHP | 6-2 | 197 | Jr. | R/R | Whitby, Ontario (Sinclair Secondary/Southeastern CC (IA)) |
| 44 | Matt Perego | RHP | 6-7 | 252 | So. | R/R | Ballwin, Mo. (Parkway West/John A. Logan College) |
| 55 | Noah Stone | RHP | 6-8 | 283 | So. | R/R | St. Louis, Mo. (Lutheran South/Three Rivers CC) |

Coaches & Staff

- 3 Andy Sawyers, Head Coach (Fifth Year)
- 35 Matthew Kinney, Assistant Coach (Fourth Year)
- 6 Michael Cavazos, Volunteer Assistant (Second Year)
- Trevor Ezell, Director of Offensive Player Development (First Year)
- Drew Millwood, Director of Analytics (First Year)
- Brian Robbett, Strength & Conditioning
- Mike Patke, Athletic Trainer
- Connor Rooney, Manager
- Connor Martin, Manager
- Ben Kouba, Manager
- Evan Gray, Manager

Pronunciations

- Connor Basler BOZ-ler
- Austin Blazevec blaze-uh-vick
- Jeb Callaghan callahan (g is silent)
- Blake Cisneros sis-narrows
- Adonis Forte for-TAY
- Bryce Grossius grocius (like grocery)
- Joseph Karall carroll
- Joey Kossina CUSS-ee-nuh
- Jevon Mason JUH-von
- Noah Niznik nez-nick
- Matt Perego purr-ay-go
- Ty Stauss stauss (sounds like house)
- Wade Stauss stauss (sounds like house)
- Ryan Vogt vogue


SOUTHEAST MISSOURI BASEBALL NOTES // SOUTH ALABAMA SERIES



| No. | Name | Pos. | Ht. | Wt. | Cl. | B/T | Hometown (High School/College) |
|-----|-------------------|------|------|-----|-------|-----|--|
| 10 | Lincoln Andrews | INF | 6-4 | 228 | Fr. | L/R | Canon City, Colo. (Canon City) |
| 2 | Connor Basler | INF | 6-1 | 183 | Sr. | R/R | Ste. Genevieve, Mo. (Valle Catholic) |
| 22 | Austin Blazevec | INF | 6-2 | 203 | Sr. | L/R | Plainfield, Ill. (Plainfield Central/Kaskaskia College) |
| 00 | Jeb Callaghan | LHP | 6-1 | 222 | Jr. | L/L | Yakima, Wash. (Naches Valley/George Washington) |
| 31 | Blake Cisneros | LHP | 6-1 | 208 | So. | L/L | Fenton, Mo. (Rockwood Summit) |
| 25 | Dylan Dodd | LHP | 6-3 | 210 | Sr. | L/L | Danville, Ill. (Bismarck-Henning/Kankakee CC) |
| 30 | Adonis Forte | OF | 5-11 | 182 | Fr. | L/L | Omaha, Neb. (Omaha Central) |
| 23 | Brett Graber | OF | 6-0 | 190 | So. | R/R | Sacramento, Calif. (Capital Christian School/Cosumnes River College) |
| 33 | Bryce Grossius | RHP | 6-1 | 210 | So. | R/R | St. Louis, Mo. (St. Mary's) |
| 21 | Josh Hoffmann | LHP | 5-10 | 200 | So. | L/L | Ballwin, Mo. (Parkway South/Southeastern CC (IA)) |
| 5 | Noah Jacobsen | OF | 6-1 | 200 | Fr. | R/R | Potosi, Mo. (Potosi) |
| 15 | Joseph Karall | RHP | 6-2 | 218 | So. | R/R | St. Albert, Alberta, Canada (Bellerose Composite/Cloud County CC) |
| 12 | Andrew Keck | C | 6-3 | 220 | So. | R/R | St. Louis, Mo. (St. John Vianney) |
| 28 | Anthony Klein | RHP | 6-1 | 225 | Fr. | R/R | St. Louis, Mo. (Parkway Central) |
| 36 | Joey Kossina | LHP | 6-2 | 203 | Fr. | L/L | Belleville, Ill. (Belleville West) |
| 16 | Peyton Leeper | UT | 5-11 | 200 | Fr. | S/R | Mokane, Mo. (South Callaway) |
| 38 | Hayden Malenfant | RHP | 6-2 | 197 | Jr. | R/R | Whitby, Ontario (Sinclair Secondary/Southeastern CC (IA)) |
| 35 | Ryan Malzahn | OF | 6-4 | 203 | Fr. | R/R | O'Fallon, Mo. (Living Word Christian) |
| 1 | Jevon Mason | OF | 5-11 | 202 | So. | R/R | West Des Moines, Iowa (West Des Moines Valley/Iowa Western CC) |
| 34 | Brandon McCabe | RHP | 6-0 | 215 | So. | R/R | Boynton, Fla. (Trinity Christian Adademy/Rend Lake College) |
| 7 | Kyle Miller | RHP | 6-2 | 210 | Fr. | R/R | Eureka, Mo. (Eureka) |
| 18 | Noah Niznik | LHP | 5-11 | 196 | So. | L/L | St. Louis, Mo. (St. John Vianney) |
| 32 | Connery O'Donnell | RHP | 6-3 | 212 | So. | R/R | Milliken, Colo. (Roosevelt/Garden City CC) |
| 44 | Matt Perego | RHP | 6-7 | 252 | So. | R/R | Ballwin, Mo. (Parkway West/John A. Logan College) |
| 11 | Rance Pittman | RHP | 6-1 | 196 | Jr. | R/R | West Linn, Ore. (West Linn/Lower Columbia College) |
| 37 | Hunter Ralls | RHP | 6-3 | 190 | So. | R/R | Anna, Ill. (Jonesboro) |
| 24 | Fischer Rausch | RHP | 6-5 | 237 | Fr. | R/R | St. Louis, Mo. (Valley Park) |
| 17 | Jon Sawyers | LHP | 6-0 | 183 | Fr. | L/L | Chesapeake, Va. (Atlantic Shores Christian/Rend Lake College) |
| 14 | Danny Sperling | INF | 6-1 | 188 | So. | L/R | Wauconda, Ill. (Wauconda/McHenry County College) |
| 8 | Ty Stauss | UT | 5-10 | 190 | Fr. | L/R | Wildwood, Mo. (Lafayette) |
| 13 | Wade Stauss | C | 6-2 | 225 | R-So. | L/R | Wildwood, Mo. (Lafayette) |
| 55 | Noah Stone | RHP | 6-8 | 283 | So. | R/R | St. Louis, Mo. (Lutheran South/Three Rivers CC) |
| 20 | Ryan Vogt | RHP | 6-4 | 220 | So. | R/R | Ava, Ill. (Trico/McKendree University) |
| 9 | Tyler Wilber | INF | 6-3 | 225 | Jr. | R/R | Los Alamitos, Calif. (Los Alamitos/Long Beach City College) |
| 27 | Austin Williams | RHP | 6-3 | 210 | Jr. | R/R | Judsonia, Ark. (White County Central/Three Rivers CC) |
| 26 | Collin Wilma | RHP | 6-4 | 190 | Fr. | R/R | Tinley Park, Ill. (Tinley Park) |
| 19 | Danny Wright | OF | 5-11 | 180 | Sr. | S/R | Dardenne Prairie, Mo. (Fort Zumwalt West) |
| 4 | Braxton Zivic | OF | 5-9 | 183 | So. | R/R | Magnolia, Del. (Atlantic Shores Christian/Rend Lake College) |

Roster Breakdown

| | |
|----------------------------------|-----|
| Total Squad Members | 38 |
| Seniors | 4 |
| Juniors | 5 |
| Sophomores | 17 |
| Freshmen | 12 |
| Newcomers | 19 |
| Position Starters Returning/Lost | 6/3 |
| Starting Pitchers Returning/Lost | 3/1 |



00

Jeb Callaghan

LHP / 6-1 / 222 / Jr. / L/L
Yakima, Wash.



1

Jevon Mason

OF / 5-11 / 202 / So. / R/R
West Des Moines, Iowa



2

Connor Basler


INF / 6-1 / 183 / Sr. / R/R
Ste. Genevieve, Mo.



4

Braxton Zivic

OF / 5-9 / 183 / So. / R/R
Magnolia, Del.



5

Noah Jacobsen

OF / 6-1 / 200 / Fr. / R/R
Potosi, Mo.



7

Kyle Miller

RHP / 6-2 / 210 / Fr. / R/R
Eureka, Mo.



8

Ty Stauss


UT / 5-10 / 190 / Fr. / L/R
Wildwood, Mo.



9

Tyler Wilber


INF / 6-3 / 225 / Jr. / R/R
Los Alamitos, Calif.



10

Lincoln Andrews


INF / 6-4 / 228 / Fr. / L/R
Canon City, Colo.



11

Rance Pittman

RHP / 6-1 / 196 / Jr. / R/R
West Linn, Ore.



12

Andrew Keck


C / 6-3 / 220 / So. / R/R
St. Louis, Mo.



13

Wade Stauss


C / 6-2 / 225 / R-So. / L/R
Wildwood, Mo.



14

Danny Sperling

INF / 6-1 / 188 / So. / L/R
Wauconda, Ill.



15

Joseph Karall


RHP / 6-2 / 218 / So. / R/R
St. Albert, Alberta, Canada



16

Peyton Leeper


UT / 5-11 / 200 / Fr. / S/R
Mokane, Mo.



17

Jon Sawyers

LHP / 6-0 / 183 / Fr. / L/L
Magnolia, Del.



18

Noah Niznik


LHP / 5-11 / 196 / So. / L/L
St. Louis, Mo.



19

Danny Wright


OF / 5-11 / 180 / Sr. / S/R
Dardenne Prairie, Mo.



20

Ryan Vogt


RHP / 6-4 / 220 / So. / R/R
Ava, Ill.



21

Josh Hoffmann

LHP / 5-10 / 200 / So. / L/L
Ballwin, Mo.



22

Austin Blazeovic

INF / 6-2 / 203 / Sr. / L/R
Plainfield, Ill.



23

Brett Graber


OF / 6-0 / 190 / So. / R/R
Sacramento, Calif.



24

Fischer Rausch


RHP / 6-5 / 237 / Fr. / R/R
St. Louis, Mo.



25

Dylan Dodd


LHP / 6-3 / 210 / Sr. / L/L
Danville, Ill.



26

Collin Wilma

RHP / 6-4 / 190 / Fr. / R/R
Tinley Park, Ill.



27

Austin Williams
RHP / 6-3 / 210 / Jr. / R/R
Judsonia, Ark.




28

Anthony Klein
RHP / 6-1 / 225 / Fr. / R/R
St. Louis, Mo.



30

Adonis Forte
OF / 5-11 / 182 / Fr. / L/L
Omaha, Neb.



31

Blake Cisneros
LHP / 6-1 / 208 / So. / L/L
Fenton, Mo.




32

Connery O'Donnell
RHP / 6-3 / 212 / So. / R/R
Milliken, Colo.




33

Bryce Grossius
RHP / 6-1 / 210 / So. / R/R
St. Louis, Mo.




34

Brandon McCabe
RHP / 6-0 / 215 / So. / R/R
Boynton, Fla.



35

Ryan Malzahn
OF / 6-4 / 203 / Fr. / R/R
O'Fallon, Mo.



36

Joey Kossina
LHP / 6-2 / 203 / Fr. / L/L
Belleville, Ill.



37

Hunter Ralls
RHP / 6-3 / 190 / So. / R/R
Anna, Ill.



38

Hayden Malenfant
RHP / 6-2 / 197 / Jr. / R/R
Whitby, Ontario



44

Matt Perego
RHP / 6-7 / 252 / So. / R/R
Ballwin, Mo.



55

Noah Stone
RHP / 6-8 / 283 / So. / R/R
St. Louis, Mo.



3

Andy Sawyers
Head Coach
Fifth Year




35

Matthew Kinney
Assistant Coach
Fourth Year



6

Michael Cavazos
Volunteer Assistant
Second Year



3

Trevor Ezell
Director of Offensive Player
Development / First Year



3

Drew Millwood
Director of Analytics
First Year




Connor Rooney
Manager



Connor Martin
Manager




Ben Kouba
Manager



Evan Gray
Manager



Mike Patke
Athletic Trainer



Brian Robbett
Strength & Conditioning



ANDY SAWYERS

HEAD COACH

FIFTH YEAR // NEBRASKA, 1998

Andy Sawyers enters his fifth year as Southeast Missouri's head coach in 2021.

SEMO had an overall record of 9-8 and a 2-1 mark in Ohio Valley Conference play when its 2020 season was abruptly cut short due to a global COVID-19 pandemic. The Redhawks heated up to win seven of nine contests prior to the end of competition.

The Redhawks led the OVC in batting average (.314), hits (188), triples (9), plate appearances (707), at-bats (598), hit by pitch (26), stolen bases (36), fewest walks allowed (54) and fielding percentage (.976), and rated second in slugging percentage (.503), on-base percentage (.404), runs (129), RBI (121) and home runs (21) at the time their 2020 campaign came to a close. SEMO also ranked among the top 10 teams in the nation in hits

(6th) and triples (8th).

Individually, Justin Dirden led the conference in slugging percentage (.900), RBI (26), home runs (9), hits (29), total bases (63) and stolen bases (9) before signing as an undrafted free agent with the Houston Astros.

Shortstop Tyler Wilber topped the OVC in runs (26) and center fielder Danny Wright tied a league-high with 29 hits when play was suspended.

Pitching wise, left-handers Dylan Dodd (2-1, 36 Ks) and Noah Niznik (3-0, 15 Ks) were a combined 5-1 with 51 strikeouts and two complete game shutouts through four starts in 2020.

Nineteen returnees are back for Sawyers to mentor again this spring as the Redhawks return over 60 percent of last year's roster.

None of those players lost any

eligibility after the COVID-19 pandemic influenced the NCAA Division I Council's decision to allow schools to provide spring-sport student-athletes an additional season of competition and an extension on their period of eligibility.

Before they took the field last spring, the Redhawks ushered in a state-of-the-art hitting facility adjacent to Capaha Field. The 4,000-square foot facility can fit up to four batting cages and is equipped with portable pitching mounds. It also had HitTrax Rapsodo technology which is used to enhance overall player performance through real-time stats and performance metrics.

In Sawyers' last full season of competition, SEMO went 23-32 during an injury-riddled 2019 campaign. The Redhawks played without five of their position starters for much of the season.

Despite the misfortune with injuries, SEMO had a pair of All-OVC performers in Wilber and Niznik.

A First-Team selection, Wilber led the OVC with a .383 batting average and was the Redhawks leader in hits (80) doubles (19), triples (3), RBI (40), slugging percentage (.531) and on-base percentage (.480).

Niznik, who landed a spot on the All-Newcomer Team, started 13 games as a freshman. He led the team with a 3.63 ERA, ranked second in innings (62) and third in both strikeouts (49) and wins (3).

The year before that, Sawyers guided the 2018 squad to the program's 13th consecutive OVC Tournament berth as the Redhawks finished 27-30 overall and second in the conference with a 20-10 record.

That team produced three First-Team All-OVC performers,



including Carlos Vega, Trevor Ezell and Dirден.

Sawyers was hired as the sixth head coach in program history on July 29, 2016.

In his first year as an NCAA Division I head coach in 2017, Sawyers led the Redhawks to a winning season (29-26 overall, 16-14 OVC). He also picked up his first career OVC Tournament win along the way.

First-Team pick Dan Holst, Second-Team selections Brian Lees, Chris Osborne, Justin Murphy and Clay Chandler, and All-Newcomer Team member Danny Wright formed a group of six All-OVC players in Sawyers' debut season as a Division I head coach.

In all, Sawyers has two decades worth of collegiate coaching experience.

Prior to arriving in Cape Girardeau, he worked two seasons as the Associate Head Coach/Offensive Coordinator at Big 12 Conference member Kansas State. There, Sawyers oversaw the hitters and catchers, while helping coordinate recruiting efforts.

Sawyers has coached in two College World Series, two NCAA Super Regionals and eight NCAA Tournaments during his coaching tenure. He has mentored 39 Major League Baseball draft picks, including two first-round selections and eight top-10 round picks.

The Wildcats ranked fourth in the Big 12 offensively with a .284 team batting average in 2016. K-State's offense registered a .400 slugging percentage and .372 on-base percentage, scored 335 runs, had 550 hits, belted 100 doubles, notched 17 triples, and finished with 30 home runs

and 300 RBI.

Sawyers coached freshman Josh Rolette who garnered Louisville Slugger Freshman All-American honors in 2016. He also helped mentor Jake Scudder who was named Big 12 Newcomer of the Year. The Wildcats had three student-athletes on the All-Big 12 Teams that season.

The 2015 and 2016 campaigns were Sawyers' second stint at K-State.

He previously served as an assistant coach for the Wildcats in 2009 and 2010. Sawyers helped lead K-State to an 80-30-1 record and the first two NCAA Regional appearances in school history over that span.

The 2009 season was a year of power for the Wildcats under Sawyers. The team hit 22 triples and 58 home runs, most in both categories since 1997. The offense shined when it came to stolen bases as the 149 steals were second-most in the nation and just two shy of breaking the Big 12 record. Overall, the team finished among Big 12 leaders in on-base percentage (2nd, .399), runs scored (2nd, 458), hits (2nd, 675), RBI (2nd, 420), doubles (3rd, 123), and fewest strikeouts (4th, 393).

Six Wildcats claimed All-Big 12 honors in 2009, including outfielder Nick Martini, who also garnered Louisville Slugger Freshman All America honors, and Justin Bloxom and Carter Jurica, who finished fourth and eighth, respectively, in the Big 12 in batting average.

The 2010 squad matched the success of 2009 by also reaching the NCAA postseason, and the offense topped the previous season totals in

batting average (.323 in 2010; .317 in 2009), runs per game (7.6 vs. 7.4) and OBP (.426 vs. .399).

Before K-State, Sawyers spent four seasons as Associate Head Coach at Texas A&M (2011-14). Those four seasons at Texas A&M represented the end of Sawyers' five-year stint with the Aggies after he spent 2008 as a volunteer assistant coach.

In each of those five seasons, Sawyers helped Texas A&M reach an NCAA Regional while also winning a pair of Big 12 championships. In addition, he coached standouts Tyler Naquin - 2011 Big 12 Player of the Year, All-American and a first round pick by the Cleveland Indians in 2012 - and Krey Bratson, a 2011 Freshman All-American.

Before his appointment at Texas A&M in 2008, Sawyers worked with current Aggie head coach Rob Childress as an assistant coach and recruiting coordinator at Nebraska from 2003-07.

While in Lincoln, he helped the Huskers earn four trips

to the NCAA Tournament, including an appearance at the 2005 College World Series. Sawyers, who lettered two years at Nebraska, worked with 12 Huskers who were selected in the MLB Draft, including Alex Gordon, a two-time Big 12 Player of the Year. In 2005, Gordon won five National Player of the Year awards before being taken as the second overall pick by the Kansas City Royals.

Sawyers took on all hitting coach responsibilities at Nebraska beginning with the 2006 season when the team hit .310 - its best mark in four years - and ranked in the top three of the Big 12 in home runs, stolen bases, on-base percentage and slugging percentage.

Sawyers served as the academic coordinator and worked with the catchers during his time at Nebraska, as well. He also had a hand in the Huskers recruiting their then-highest-rated class in school history, as the 2004 recruiting class was ranked 16th nationally by





Collegiate Baseball.

After working as the volunteer assistant at Nebraska in 2000, Sawyers worked the 2001 and 2002 seasons as head coach at Hutchinson Community College, compiling an 87-30 record and two postseason berths. In 2001, the Dragons went 40-16 and won the Jayhawk West Sub-Regional, while the 2002 squad set a school record with 47 wins and was ranked as high

as seventh by the NJCAA.

Sawyers' coaching career began at Northwestern (La.) State in 1999 as a volunteer assistant coach, helping the Demons finish second in the Southland Conference.

He first played collegiately at Point Loma (Calif.) Nazarene College in 1994. Following a year off, he played at Mendocino (Calif.) Junior College in 1996 before finishing up his playing

career at Nebraska.

A native of Willits, California, Sawyers received his bachelor (1998) and master's (2000) degrees from Nebraska. He is married to the former Dena Lindeblad and the couple have two sons, Andrew James (A.J.) and Alex.



Sawyers' Year-by-Year Records

| Year | School | Assignment | Record | Conf./Finish | Postseason |
|-------|--------------------|---------------------|---------|--------------|---------------------------|
| 1999 | Northwestern State | Volunteer Assistant | 38-21 | 18-9/2nd | |
| 2000 | Nebraska | Volunteer Assistant | 51-17 | 21-9/2nd | NCAA Super Regional |
| 2001 | Hutchinson CC | Head Coach | 40-16 | - | Sub-Regional |
| 2002 | Hutchinson CC | Head Coach | 47-11 | - | Sub-Regional |
| 2003 | Nebraska | Assistant Coach | 47-18 | 20-7/1st | NCAA Regional |
| 2004 | Nebraska | Assistant Coach | 36-23 | 11-16/8th | - |
| 2005 | Nebraska | Assistant Coach | 57-15 | 19-8/1st | NCAA College World Series |
| 2006 | Nebraska | Assistant Coach | 42-17 | 17-10/3rd | NCAA Regional |
| 2007 | Nebraska | Assistant Coach | 32-27 | 14-13/4th | NCAA Regional |
| 2008 | Texas A&M | Volunteer Assistant | 46-19 | 19-8/1st | NCAA Super Regional |
| 2009 | Kansas State | Assistant Coach | 43-18-1 | 14-11-1/4th | NCAA Regional |
| 2010 | Kansas State | Assistant Coach | 37-22 | 14-12/3rd | NCAA Regional |
| 2011 | Texas A&M | Assoc. Head Coach | 47-22 | 19-8/1st | NCAA College World Series |
| 2012 | Texas A&M | Assoc. Head Coach | 43-18 | 16-8/2nd | NCAA Regional |
| 2013 | Texas A&M | Assoc. Head Coach | 34-29 | 13-16/6th | NCAA Regional |
| 2014 | Texas A&M | Assoc. Head Coach | 36-26 | 14-16/5th | NCAA Regional |
| 2015 | Kansas State | Assoc. Head Coach | 27-30 | 10-14/6th | - |
| 2016 | Kansas State | Assoc. Head Coach | 26-31 | 8-16/8th | - |
| 2017 | Southeast Missouri | Head Coach | 29-26 | 16-14/5th | OVC Tournament |
| 2018 | Southeast Missouri | Head Coach | 27-30 | 20-10/2nd | OVC Tournament |
| 2019 | Southeast Missouri | Head Coach | 23-32 | 10-20/10th | - |
| 2020* | Southeast Missouri | Head Coach | 9-8 | 2-1 | - |

* - Season ended due to COVID-19 pandemic

Overall Record as a Head Coach: 175-123 (6 years)

- Record at Southeast Missouri, 88-96, 48-45 Ohio Valley Conference (5th year)
- Record at Hutchinson CC, 87-27 (2 years)
- Record as a college associate head coach, 213-156
- Record as a college assistant coach, 294-140-1
- Record as a volunteer assistant coach, 135-57

■ The Sawyers File

Experience:
21st Year (Fifth at SEMO)

Hometown:
Willits, Calif.

Birthdate:
May 24, 1975

Alma Mater:
Nebraska, 1998

Education:
B.A. History (Nebraska)
M.S. Education (Nebraska)

Date Hired:
July 29, 2016

Family:
Wife - Dena
Children - A.J., Alex

Playing Experience:
Point Loma Nazarene, 1994
Mendocino College, 1996
Nebraska, 1997-98

Coaching Experience:
Northwestern State, Volunteer Asst., 1999
Nebraska, Volunteer Asst., 2000
Hutchinson CC, Head Coach, 2001-02
Nebraska, Assistant Coach, 2003-07
Texas A&M, Volunteer Asst., 2008
Kansas State, Assistant Coach, 2009-10
Texas A&M, Assoc. Head Coach, 2011-14
Kansas State, Assoc. Head Coach, 2015-16
Southeast Missouri, Head Coach, 2017-pr.



2020 Final Statistics

Record: 9-8 Home: 5-3 Away: 4-5 OVC: 2-1

| Player | avg | gp-gs | ab | r | h | 2b | 3b | hr | rbi | tb | slg% | bb | hp | so | gdp | ob% | sf | sh | sb-att | po | a | e | fld% | | |
|---------------------|------|-------|-----|-----|-----|----|----|----|-----|-----|------|----|----|-----|-----|------|----|----|--------|-----|-----|----|-------|--|--|
| 23 DIRDEN, Justin | .414 | 17-17 | 70 | 20 | 29 | 3 | 2 | 9 | 26 | 63 | .900 | 8 | 3 | 11 | 1 | .471 | 4 | 0 | 9-9 | 39 | 5 | 1 | .978 | | |
| 9 WILBER, Tyler | .406 | 17-17 | 69 | 26 | 28 | 9 | 1 | 3 | 12 | 48 | .696 | 11 | 3 | 8 | 3 | .494 | 2 | 0 | 3-3 | 25 | 44 | 3 | .958 | | |
| 12 KECK, Andrew | .400 | 17-17 | 70 | 13 | 28 | 4 | 0 | 1 | 19 | 35 | .500 | 8 | 1 | 12 | 2 | .463 | 1 | 0 | 7-9 | 42 | 6 | 0 | 1.000 | | |
| 19 WRIGHT, Danny | .359 | 17-17 | 78 | 12 | 28 | 4 | 1 | 2 | 16 | 40 | .513 | 3 | 4 | 13 | 3 | .412 | 0 | 0 | 6-8 | 29 | 2 | 0 | 1.000 | | |
| 4 FEUERSTAKE, Caleb | .277 | 15-12 | 47 | 11 | 13 | 1 | 3 | 2 | 8 | 26 | .553 | 6 | 1 | 17 | 0 | .364 | 1 | 0 | 5-5 | 27 | 2 | 0 | 1.000 | | |
| 22 BLAZEVIC, Austin | .266 | 16-16 | 64 | 8 | 17 | 2 | 0 | 0 | 12 | 19 | .297 | 5 | 3 | 11 | 0 | .347 | 0 | 0 | 2-4 | 119 | 15 | 1 | .993 | | |
| 13 STAUSS, Wade | .254 | 17-17 | 59 | 13 | 15 | 6 | 0 | 4 | 14 | 33 | .559 | 7 | 6 | 23 | 0 | .389 | 0 | 0 | 0-1 | 85 | 6 | 3 | .968 | | |
| 2 BASLER, Connor | .224 | 17-16 | 49 | 11 | 11 | 1 | 0 | 0 | 6 | 12 | .245 | 9 | 2 | 12 | 0 | .367 | 0 | 3 | 3-3 | 27 | 27 | 3 | .947 | | |
| ----- | | | | | | | | | | | | | | | | | | | | | | | | | |
| 1 HAHN, Landon | .361 | 12-9 | 36 | 9 | 13 | 2 | 1 | 0 | 8 | 17 | .472 | 5 | 1 | 7 | 0 | .452 | 0 | 2 | 1-3 | 16 | 24 | 1 | .976 | | |
| 10 ANDREWS, Lincoln | .103 | 11-7 | 29 | 3 | 3 | 0 | 1 | 0 | 0 | 5 | .172 | 2 | 1 | 12 | 0 | .188 | 0 | 0 | 0-0 | 22 | 1 | 0 | 1.000 | | |
| 16 LEEPER, Peyton | .074 | 12-8 | 27 | 3 | 2 | 0 | 0 | 0 | 0 | 2 | .074 | 5 | 1 | 11 | 0 | .242 | 0 | 1 | 0-1 | 4 | 15 | 2 | .905 | | |
| Totals | .313 | 17 | 598 | 129 | 187 | 32 | 9 | 21 | 121 | 300 | .502 | 69 | 26 | 137 | 9 | .402 | 8 | 6 | 36-46 | 443 | 176 | 15 | .976 | | |
| Opponents | .298 | 17 | 591 | 111 | 176 | 29 | 2 | 17 | 104 | 260 | .440 | 54 | 16 | 120 | 4 | .367 | 10 | 5 | 10-16 | 442 | 162 | 14 | .977 | | |

LOB - Team (136), Opp (122). DPs turned - Team (5), Opp (15). IBB - Team (2), DIRDEN, J. 2. Picked off - DIRDEN, J. 2, KECK, A. 1, WRIGHT, D. 1.

(All games Sorted by Earned run avg)

| Player | era | w-l | app | gs | cg | sho | sv | ip | h | r | er | bb | so | 2b | 3b | hr | b/avg | wp | hp | bk | sfa | sha | |
|----------------------|-------|-----|-----|----|----|-----|----|-------|-----|-----|-----|----|-----|----|----|----|-------|----|----|----|-----|-----|--|
| 25 DODD, Dylan | 3.38 | 2-1 | 4 | 4 | 1 | 1/0 | 0 | 26.2 | 22 | 10 | 10 | 7 | 36 | 3 | 0 | 1 | .220 | 1 | 2 | 0 | 0 | 1 | |
| 18 NIZNIK, Noah | 3.52 | 3-0 | 4 | 4 | 1 | 1/0 | 0 | 23.0 | 21 | 10 | 9 | 6 | 15 | 2 | 0 | 4 | .241 | 1 | 0 | 0 | 0 | 0 | |
| 36 MCNEELY, Bryan | 4.15 | 1-3 | 5 | 3 | 0 | 0/0 | 0 | 17.1 | 24 | 13 | 8 | 2 | 5 | 2 | 0 | 3 | .324 | 1 | 2 | 0 | 1 | 0 | |
| 26 WILMA, Collin | 7.36 | 1-0 | 4 | 3 | 0 | 0/0 | 0 | 18.1 | 23 | 15 | 15 | 5 | 19 | 6 | 0 | 3 | .307 | 1 | 1 | 0 | 0 | 1 | |
| ----- | | | | | | | | | | | | | | | | | | | | | | | |
| 11 PITTMAN, Rance | 1.29 | 0-0 | 6 | 0 | 0 | 0/0 | 0 | 7.0 | 9 | 2 | 1 | 1 | 4 | 2 | 0 | 0 | .310 | 1 | 0 | 0 | 1 | 1 | |
| 37 WEBB, David | 2.84 | 0-0 | 5 | 0 | 0 | 0/0 | 0 | 6.1 | 9 | 5 | 2 | 3 | 1 | 0 | 1 | 0 | .375 | 0 | 0 | 0 | 3 | 0 | |
| 38 MALENFANT, Hayden | 5.19 | 0-1 | 5 | 0 | 0 | 0/0 | 0 | 8.2 | 9 | 5 | 5 | 2 | 4 | 1 | 0 | 0 | .273 | 0 | 0 | 0 | 0 | 2 | |
| 35 COX, Braden | 5.79 | 0-0 | 3 | 0 | 0 | 0/0 | 0 | 4.2 | 3 | 3 | 3 | 3 | 3 | 0 | 0 | 1 | .200 | 0 | 1 | 0 | 2 | 0 | |
| 32 BOCK, Nathan | 5.79 | 0-0 | 4 | 1 | 0 | 0/0 | 0 | 4.2 | 10 | 6 | 3 | 2 | 6 | 2 | 0 | 0 | .435 | 0 | 0 | 0 | 0 | 0 | |
| 14 MEYN, Keegan | 6.43 | 0-1 | 6 | 0 | 0 | 0/0 | 2 | 7.0 | 10 | 7 | 5 | 4 | 7 | 1 | 0 | 0 | .333 | 2 | 1 | 0 | 1 | 0 | |
| 33 GROSSIUS, Bryce | 6.48 | 1-0 | 7 | 0 | 0 | 0/0 | 0 | 8.1 | 8 | 6 | 6 | 4 | 5 | 1 | 0 | 1 | .258 | 0 | 1 | 1 | 0 | 0 | |
| 31 CISNEROS, Blake | 10.00 | 0-1 | 7 | 0 | 0 | 0/0 | 0 | 9.0 | 15 | 10 | 10 | 7 | 11 | 5 | 0 | 1 | .385 | 1 | 2 | 0 | 0 | 0 | |
| 28 NEEDHAM, Dylan | 15.43 | 1-0 | 3 | 0 | 0 | 0/0 | 0 | 2.1 | 3 | 5 | 4 | 2 | 2 | 0 | 1 | 0 | .300 | 1 | 4 | 0 | 1 | 0 | |
| 21 HOJNACKI, Michael | 29.08 | 0-1 | 3 | 2 | 0 | 0/0 | 0 | 4.1 | 10 | 14 | 14 | 6 | 2 | 4 | 0 | 3 | .476 | 1 | 2 | 0 | 1 | 0 | |
| Totals | 5.79 | 9-8 | 17 | 17 | 2 | 2/0 | 2 | 147.2 | 176 | 111 | 95 | 54 | 120 | 29 | 2 | 17 | .298 | 10 | 16 | 1 | 10 | 5 | |
| Opponents | 6.78 | 8-9 | 17 | 17 | 1 | 0/0 | 4 | 147.1 | 187 | 129 | 111 | 69 | 137 | 32 | 9 | 21 | .313 | 16 | 26 | 2 | 8 | 6 | |

PB - Team (1), KECK, A. 1, Opp (8). Pickoffs - Team (4), MALENFANT, H 1, STAUSS, W. 1, KECK, A. 1, DODD, D. 1, Opp (4). SBA/ATT - STAUSS, W. (7-9), KECK, A. (3-6), PITTMAN, R. (3-3), DODD, D. (1-3), HOJNACKI, M. (1-2), BOCK, N. (1-2), NEEDHAM, D. (1-1), NIZNIK, N. (1-1), WEBB, D. (1-1), WILMA, C. (0-1), MCNEELY, B. (0-1), MEYN, K. (1-1).



2020 Final OVC Statistics

Record: 2-1 Home: 0-0 Away: 2-1 OVC: 2-1

| Player | avg | gp-gs | ab | r | h | 2b | 3b | hr | rbi | tb | slg% | bb | hp | so | gdp | ob% | sf | sh | sb-att | po | a | e | fld% | |
|---------------------|------|-------|-----|----|----|----|----|----|-----|----|-------|----|----|----|-----|------|----|----|--------|----|----|---|-------|--|
| 9 WILBER, Tyler | .647 | 3-3 | 17 | 8 | 11 | 2 | 0 | 1 | 8 | 16 | .941 | 1 | 1 | 0 | 0 | .684 | 0 | 0 | 1-1 | 5 | 4 | 1 | .900 | |
| 23 DIRDEN, Justin | .467 | 3-3 | 15 | 5 | 7 | 1 | 1 | 2 | 8 | 16 | 1.067 | 2 | 1 | 2 | 0 | .526 | 1 | 0 | 1-1 | 6 | 3 | 0 | 1.000 | |
| 12 KECK, Andrew | .333 | 3-3 | 15 | 5 | 5 | 1 | 0 | 0 | 5 | 6 | .400 | 2 | 1 | 2 | 0 | .444 | 0 | 0 | 2-2 | 6 | 1 | 0 | 1.000 | |
| 22 BLAZEVIC, Austin | .333 | 3-3 | 15 | 4 | 5 | 1 | 0 | 0 | 3 | 6 | .400 | 2 | 1 | 2 | 0 | .444 | 0 | 0 | 1-1 | 31 | 2 | 0 | 1.000 | |
| ----- | | | | | | | | | | | | | | | | | | | | | | | | |
| 16 LEEPER, Peyton | .500 | 2-0 | 2 | 3 | 1 | 0 | 0 | 0 | 0 | 1 | .500 | 1 | 0 | 0 | 0 | .667 | 0 | 0 | 0-0 | 0 | 1 | 0 | 1.000 | |
| 10 ANDREWS, Lincoln | .500 | 2-0 | 2 | 1 | 1 | 0 | 1 | 0 | 0 | 3 | 1.500 | 1 | 0 | 0 | 0 | .667 | 0 | 0 | 0-0 | 0 | 0 | 0 | .000 | |
| 1 HAHN, Landon | .462 | 3-3 | 13 | 4 | 6 | 1 | 0 | 0 | 5 | 7 | .538 | 2 | 1 | 2 | 0 | .563 | 0 | 0 | 0-2 | 1 | 14 | 1 | .938 | |
| 2 BASLER, Connor | .455 | 3-3 | 11 | 4 | 5 | 0 | 0 | 0 | 4 | 5 | .455 | 4 | 1 | 2 | 0 | .625 | 0 | 0 | 0-0 | 3 | 1 | 0 | 1.000 | |
| 13 STAUSS, Wade | .455 | 3-3 | 11 | 5 | 5 | 2 | 0 | 0 | 3 | 7 | .636 | 4 | 0 | 3 | 0 | .600 | 0 | 0 | 0-1 | 14 | 2 | 1 | .941 | |
| 19 WRIGHT, Danny | .417 | 3-3 | 12 | 5 | 5 | 0 | 1 | 0 | 7 | 7 | .583 | 3 | 2 | 3 | 0 | .588 | 0 | 0 | 1-1 | 3 | 0 | 0 | 1.000 | |
| 4 FEUERSTAKE, Caleb | .357 | 3-3 | 14 | 7 | 5 | 1 | 1 | 1 | 5 | 11 | .786 | 1 | 0 | 3 | 0 | .375 | 1 | 0 | 2-2 | 9 | 0 | 0 | 1.000 | |
| Totals | .441 | 3 | 127 | 51 | 56 | 9 | 4 | 4 | 48 | 85 | .669 | 23 | 8 | 19 | 0 | .544 | 2 | 0 | 8-11 | 80 | 35 | 3 | .975 | |
| Opponents | .336 | 3 | 116 | 24 | 39 | 7 | 0 | 5 | 24 | 61 | .526 | 9 | 3 | 23 | 0 | .392 | 2 | 0 | 0-0 | 81 | 40 | 4 | .968 | |

LOB - Team (28), Opp (26). DPs turned - Team (0), Opp (3). Picked off - DIRDEN, J. 2, KECK, A. 1.

(OVC games only Sorted by Earned run avg)

| Player | era | w-l | app | gs | cg | sho | sv | ip | h | r | er | bb | so | 2b | 3b | hr | b/avg | wp | hp | bk | sfa | sha |
|----------------------|-------|-----|-----|----|----|-----|----|------|----|----|----|----|----|----|----|----|-------|----|----|----|-----|-----|
| 18 NIZNIK, Noah | 1.50 | 1-0 | 1 | 1 | 0 | 0/0 | 0 | 6.0 | 5 | 1 | 1 | 0 | 6 | 1 | 0 | 1 | .217 | 0 | 0 | 0 | 0 | 0 |
| 25 DODD, Dylan | 6.00 | 1-0 | 1 | 1 | 0 | 0/0 | 0 | 6.0 | 6 | 4 | 4 | 2 | 7 | 1 | 0 | 0 | .240 | 1 | 1 | 0 | 0 | 0 |
| 26 WILMA, Collin | 21.00 | 0-0 | 1 | 1 | 0 | 0/0 | 0 | 3.0 | 9 | 7 | 7 | 0 | 4 | 2 | 0 | 2 | .500 | 0 | 0 | 0 | 0 | 0 |
| ----- | | | | | | | | | | | | | | | | | | | | | | |
| 38 MALENFANT, Hayden | 0.00 | 0-0 | 2 | 0 | 0 | 0/0 | 0 | 2.2 | 0 | 0 | 0 | 0 | 1 | 0 | 0 | 0 | .000 | 0 | 0 | 0 | 0 | 0 |
| 37 WEBB, David | 0.00 | 0-0 | 1 | 0 | 0 | 0/0 | 0 | 2.0 | 3 | 2 | 0 | 1 | 1 | 0 | 0 | 0 | .333 | 0 | 0 | 0 | 0 | 0 |
| 35 COX, Braden | 0.00 | 0-0 | 1 | 0 | 0 | 0/0 | 0 | 1.0 | 0 | 0 | 0 | 1 | 0 | 0 | 0 | 0 | .000 | 0 | 0 | 0 | 0 | 0 |
| 28 NEEDHAM, Dylan | 0.00 | 0-0 | 1 | 0 | 0 | 0/0 | 0 | 1.0 | 1 | 0 | 0 | 0 | 0 | 0 | 0 | 0 | .250 | 0 | 1 | 0 | 0 | 0 |
| 36 MCNEELY, Bryan | 0.00 | 0-0 | 1 | 0 | 0 | 0/0 | 0 | 0.0 | 1 | 0 | 0 | 0 | 0 | 0 | 0 | 0 | 1.000 | 0 | 0 | 0 | 0 | 0 |
| 31 CISNEROS, Blake | 4.50 | 0-0 | 1 | 0 | 0 | 0/0 | 0 | 2.0 | 3 | 1 | 1 | 3 | 2 | 1 | 0 | 0 | .429 | 0 | 0 | 0 | 0 | 0 |
| 33 GROSSIUS, Bryce | 13.50 | 0-0 | 1 | 0 | 0 | 0/0 | 0 | 1.1 | 4 | 2 | 2 | 1 | 1 | 0 | 0 | 1 | .571 | 0 | 0 | 0 | 0 | 0 |
| 21 HOJNACKI, Michael | 27.00 | 0-0 | 1 | 0 | 0 | 0/0 | 0 | 1.0 | 3 | 3 | 3 | 1 | 1 | 1 | 0 | 1 | .600 | 1 | 0 | 0 | 1 | 0 |
| 14 MEYN, Keegan | 54.00 | 0-1 | 1 | 0 | 0 | 0/0 | 0 | 0.2 | 4 | 4 | 4 | 0 | 0 | 1 | 0 | 0 | .800 | 0 | 1 | 0 | 1 | 0 |
| Totals | 7.43 | 2-1 | 3 | 3 | 0 | 0/0 | 0 | 26.2 | 39 | 24 | 22 | 9 | 23 | 7 | 0 | 5 | .336 | 2 | 3 | 0 | 2 | 0 |
| Opponents | 15.33 | 1-2 | 3 | 3 | 0 | 0/0 | 0 | 27.0 | 56 | 51 | 46 | 23 | 19 | 9 | 4 | 4 | .441 | 2 | 8 | 0 | 2 | 0 |

PB - Team (1), KECK, A. 1. Pickoffs - Team (0), Opp (3).



2020 Results

| Date | Opponent | Score | Inns | Overall | OVC | Pitcher of record | Attend | Time |
|----------------|---------------------|---------|------|---------|-------|----------------------|--------|------|
| Feb 14, 2020 | at ULM Warhawks | L 1-5 | 9 | 0-1-0 | 0-0-0 | DODD, D. (L 0-1) | 875 | 2:30 |
| Feb 15, 2020 | at ULM Warhawks | L 4-13 | 9 | 0-2-0 | 0-0-0 | HOJNACKI, M. (L 0-1) | 908 | 3:03 |
| Feb 16, 2020 | at ULM Warhawks | w 6-2 | 9 | 1-2-0 | 0-0-0 | NIZNIK, N. (W 1-0) | 885 | 2:38 |
| Feb 18, 2020 | at Kentucky | L 4-9 | 9 | 1-3-0 | 0-0-0 | MCNEELY, B. (L 0-1) | 1922 | 3:00 |
| Feb 21, 2020 | NORTHERN ILLINOIS | L 4-7 | 9 | 1-4-0 | 0-0-0 | CISNEROS, B. (L 0-1) | 331 | 3:05 |
| Feb 22, 2020 | NORTHERN ILLINOIS-1 | L 5-7 | 9 | 1-5-0 | 0-0-0 | MALENFANT, H (L 0-1) | - | 2:54 |
| Feb 22, 2020 | NORTHERN ILLINOIS-2 | w 16-15 | (10) | 2-5-0 | 0-0-0 | GROSSIUS, B. (W 1-0) | 432 | 4:23 |
| Feb 23, 2020 | NORTHERN ILLINOIS | L 5-11 | 9 | 2-6-0 | 0-0-0 | MCNEELY, B. (L 0-2) | 201 | 3:24 |
| Feb 28, 2020 | BOBCATS | w 3-0 | 9 | 3-6-0 | 0-0-0 | DODD, D. (W 1-1) | 243 | 2:22 |
| Feb 29, 2020 | BOBCATS-1 | w 3-0 | 7 | 4-6-0 | 0-0-0 | NIZNIK, N. (W 2-0) | 456 | 1:44 |
| Feb 29, 2020 | BOBCATS-2 | w 9-2 | 9 | 5-6-0 | 0-0-0 | WILMA, C. (W 1-1) | 456 | 2:40 |
| Mar 01, 2020 | BOBCATS | w 9-7 | 9 | 6-6-0 | 0-0-0 | MCNEELY, B. (W 1-2) | 289 | 2:48 |
| Mar 03, 2020 | at Arkansas State | w 5-3 | 9 | 7-6-0 | 0-0-0 | NEEDHAM, D. (W 1-0) | 271 | 3:57 |
| * Mar 06, 2020 | at UT Martin | w 16-6 | 9 | 8-6-0 | 1-0-0 | DODD, D. (W 2-1) | 34 | 3:10 |
| * Mar 07, 2020 | at UT Martin | w 22-4 | 9 | 9-6-0 | 2-0-0 | NIZNIK, N. (W 3-0) | 102 | 3:12 |
| * Mar 08, 2020 | at UT Martin | L 13-14 | 9 | 9-7-0 | 2-1-0 | MEYN, K. (L 0-1) | 72 | 3:22 |
| Mar 11, 2020 | at Southern Ill. | L 4-6 | 9 | 9-8-0 | 2-1-0 | MCNEELY, B. (L 1-3) | 196 | 2:46 |

() extra inning game



2020 Season/Career Statistics

Record: 9-8 Home: 5-3 Away: 4-5 OVC: 2-1

| Player | SEASON | | | | | | | | | | | CAREER | | | | | | | | | | | | | | |
|---------------------|--------|-------|-----|-----|-----|----|----|----|-----|----|-----|--------|--------|------|---------|-----|-----|-----|----|----|----|-----|----|-----|-----|--------|
| | Avg | G-GS | AB | R | H | 2B | 3B | HR | RBI | BB | Hbp | SO | Sb-Att | Avg | G-GS | AB | R | H | 2B | 3B | HR | RBI | BB | Hbp | SO | Sb-Att |
| 23 DIRDEN, Justin | .414 | 17-17 | 70 | 20 | 29 | 3 | 2 | 9 | 26 | 8 | 3 | 11 | 9-9 | .351 | 76-75 | 288 | 66 | 101 | 22 | 3 | 25 | 94 | 41 | 11 | 77 | 18-20 |
| 9 WILBER, Tyler | .406 | 17-17 | 69 | 26 | 28 | 9 | 1 | 3 | 12 | 11 | 3 | 8 | 3-3 | .388 | 72-72 | 278 | 69 | 108 | 28 | 4 | 5 | 52 | 48 | 7 | 32 | 4-8 |
| 12 KECK, Andrew | .400 | 17-17 | 70 | 13 | 28 | 4 | 0 | 1 | 19 | 8 | 1 | 12 | 7-9 | .300 | 64-61 | 223 | 33 | 67 | 14 | 1 | 4 | 44 | 23 | 2 | 51 | 17-21 |
| 19 WRIGHT, Danny | .359 | 17-17 | 78 | 12 | 28 | 4 | 1 | 2 | 16 | 3 | 4 | 13 | 6-8 | .307 | 170-164 | 646 | 122 | 198 | 29 | 6 | 10 | 105 | 79 | 30 | 134 | 34-44 |
| 4 FEUERSTAKE, Caleb | .277 | 15-12 | 47 | 11 | 13 | 1 | 3 | 2 | 8 | 6 | 1 | 17 | 5-5 | .277 | 15-12 | 47 | 11 | 13 | 1 | 3 | 2 | 8 | 6 | 1 | 17 | 5-5 |
| 22 BLAZEVIC, Austin | .266 | 16-16 | 64 | 8 | 17 | 2 | 0 | 0 | 12 | 5 | 3 | 11 | 2-4 | .276 | 51-50 | 192 | 30 | 53 | 8 | 1 | 3 | 37 | 15 | 6 | 28 | 6-9 |
| 13 STAUSS, Wade | .254 | 17-17 | 59 | 13 | 15 | 6 | 0 | 4 | 14 | 7 | 6 | 23 | 0-1 | .221 | 76-68 | 231 | 39 | 51 | 13 | 1 | 11 | 44 | 43 | 13 | 91 | 2-5 |
| 2 BASLER, Connor | .224 | 17-16 | 49 | 11 | 11 | 1 | 0 | 0 | 6 | 9 | 2 | 12 | 3-3 | .245 | 178-173 | 609 | 120 | 149 | 26 | 3 | 0 | 61 | 77 | 25 | 125 | 42-52 |
| 1 HAHN, Landon | .361 | 12-9 | 36 | 9 | 13 | 2 | 1 | 0 | 8 | 5 | 1 | 7 | 1-3 | .361 | 12-9 | 36 | 9 | 13 | 2 | 1 | 0 | 8 | 5 | 1 | 7 | 1-3 |
| 10 ANDREWS, Lincoln | .103 | 11-7 | 29 | 3 | 3 | 0 | 1 | 0 | 0 | 2 | 1 | 12 | 0-0 | .103 | 11-7 | 29 | 3 | 3 | 0 | 1 | 0 | 0 | 2 | 1 | 12 | 0-0 |
| 16 LEEPER, Peyton | .074 | 12-8 | 27 | 3 | 2 | 0 | 0 | 0 | 0 | 5 | 1 | 11 | 0-1 | .074 | 12-8 | 27 | 3 | 2 | 0 | 0 | 0 | 0 | 5 | 1 | 11 | 0-1 |
| Totals | .313 | 17-17 | 598 | 129 | 187 | 32 | 9 | 21 | 121 | 69 | 26 | 137 | 36-46 | | | | | | | | | | | | | |
| Opponents | .298 | 17-17 | 591 | 111 | 176 | 29 | 2 | 17 | 104 | 54 | 16 | 120 | 10-16 | | | | | | | | | | | | | |

(All games Sorted by Earned run avg)

| Player | SEASON | | | | | | | | | | | | | CAREER | | | | | | | | | | | | |
|----------------------|--------|-----|-----|----|----|-----|----|-------|-----|-----|-----|----|-----|--------|-----|-----|----|----|-----|----|-------|-----|----|----|----|-----|
| | ERA | W-L | App | GS | CG | Sho | Sv | IP | H | R | ER | BB | SO | ERA | W-L | App | GS | CG | Sho | Sv | IP | H | R | ER | BB | SO |
| 25 DODD, Dylan | 3.38 | 2-1 | 4 | 4 | 1 | 1 | 0 | 26.2 | 22 | 10 | 10 | 7 | 36 | 4.82 | 6-6 | 18 | 18 | 1 | 1 | 0 | 102.2 | 103 | 57 | 55 | 29 | 113 |
| 18 NIZNIK, Noah | 3.52 | 3-0 | 4 | 4 | 1 | 1 | 0 | 23.0 | 21 | 10 | 9 | 6 | 15 | 3.60 | 6-4 | 17 | 17 | 2 | 1 | 0 | 85.0 | 80 | 38 | 34 | 23 | 64 |
| 36 MCNEELY, Bryan | 4.15 | 1-3 | 5 | 3 | 0 | 0 | 0 | 17.1 | 24 | 13 | 8 | 2 | 5 | 5.01 | 1-4 | 15 | 8 | 0 | 0 | 0 | 41.1 | 58 | 32 | 23 | 12 | 22 |
| 26 WILMA, Collin | 7.36 | 1-0 | 4 | 3 | 0 | 0 | 0 | 18.1 | 23 | 15 | 15 | 5 | 19 | 7.36 | 1-0 | 4 | 3 | 0 | 0 | 0 | 18.1 | 23 | 15 | 15 | 5 | 19 |
| 11 PITTMAN, Rance | 1.29 | 0-0 | 6 | 0 | 0 | 0 | 0 | 7.0 | 9 | 2 | 1 | 1 | 4 | 1.29 | 0-0 | 6 | 0 | 0 | 0 | 0 | 7.0 | 9 | 2 | 1 | 1 | 4 |
| 37 WEBB, David | 2.84 | 0-0 | 5 | 0 | 0 | 0 | 0 | 6.1 | 9 | 5 | 2 | 3 | 1 | 2.84 | 0-0 | 5 | 0 | 0 | 0 | 0 | 6.1 | 9 | 5 | 2 | 3 | 1 |
| 38 MALENFANT, Hayden | 5.19 | 0-1 | 5 | 0 | 0 | 0 | 0 | 8.2 | 9 | 5 | 5 | 2 | 4 | 5.19 | 0-1 | 5 | 0 | 0 | 0 | 0 | 8.2 | 9 | 5 | 5 | 2 | 4 |
| 32 BOCK, Nathan | 5.79 | 0-0 | 4 | 1 | 0 | 0 | 0 | 4.2 | 10 | 6 | 3 | 2 | 6 | 6.17 | 1-0 | 33 | 1 | 0 | 0 | 0 | 42.1 | 59 | 36 | 29 | 16 | 40 |
| 35 COX, Braden | 5.79 | 0-0 | 3 | 0 | 0 | 0 | 0 | 4.2 | 3 | 3 | 3 | 3 | 3 | 5.79 | 0-0 | 3 | 0 | 0 | 0 | 0 | 4.2 | 3 | 3 | 3 | 3 | 3 |
| 14 MEYN, Keegan | 6.43 | 0-1 | 6 | 0 | 0 | 0 | 2 | 7.0 | 10 | 7 | 5 | 4 | 7 | 4.41 | 0-1 | 13 | 0 | 0 | 0 | 3 | 16.1 | 16 | 11 | 8 | 9 | 20 |
| 33 GROSSIUS, Bryce | 6.48 | 1-0 | 7 | 0 | 0 | 0 | 0 | 8.1 | 8 | 6 | 6 | 4 | 5 | 6.52 | 2-0 | 23 | 1 | 0 | 0 | 0 | 29.0 | 31 | 29 | 21 | 23 | 17 |
| 31 CISNEROS, Blake | 10.00 | 0-1 | 7 | 0 | 0 | 0 | 0 | 9.0 | 15 | 10 | 10 | 7 | 11 | 6.10 | 1-4 | 28 | 2 | 0 | 0 | 0 | 38.1 | 48 | 31 | 26 | 17 | 31 |
| 28 NEEDHAM, Dylan | 15.43 | 1-0 | 3 | 0 | 0 | 0 | 0 | 2.1 | 3 | 5 | 4 | 2 | 2 | 15.43 | 1-0 | 3 | 0 | 0 | 0 | 0 | 2.1 | 3 | 5 | 4 | 2 | 2 |
| 21 HOJNACKI, Michael | 29.08 | 0-1 | 3 | 2 | 0 | 0 | 0 | 4.1 | 10 | 14 | 14 | 6 | 2 | 29.08 | 0-1 | 3 | 2 | 0 | 0 | 0 | 4.1 | 10 | 14 | 14 | 6 | 2 |
| Totals | 5.79 | 9-8 | 17 | 17 | 2 | 2 | 2 | 147.2 | 176 | 111 | 95 | 54 | 120 | | | | | | | | | | | | | |
| Opponents | 6.78 | 8-9 | 17 | 17 | 1 | 0 | 4 | 147.1 | 187 | 129 | 111 | 69 | 137 | | | | | | | | | | | | | |



Multiple-Hit Games

| Player | 2 | 3 | 4 | 5+ | Total |
|--------|---|---|---|----|-------|
| - | | | | | |

Multiple-RBI Games

| Player | 2 | 3 | 4 | 5+ | Total |
|--------|---|---|---|----|-------|
| - | | | | | |

Inning-by-Inning Summary

| Inning | SEMO | Opp. |
|--------|------|------|
| - | | |

Inning-by-Inning Summary (OVC Games)

| Inning | SEMO | Opp. |
|--------|------|------|
| - | | |

Current Hitting Streaks

| Player | Games | Started |
|--------|-------|---------|
| - | | |

Current Reached Base Streaks

| Player | Games | Started |
|-----------------|-------|---------|
| Rachel Anderson | 9 | 2/23/20 |

Career Multiple-Hit Games

| Player | 2 | 3 | 4 | 5+ | Total |
|------------------|----|----|---|----|-------|
| Danny Wright | 31 | 24 | - | - | 55 |
| Tyler Wilber | 24 | 8 | 4 | - | 36 |
| Connor Basler | 26 | 3 | 3 | - | 32 |
| Andrew Keck | 17 | 2 | 2 | - | 21 |
| Austin Blazeovic | 16 | 1 | - | - | 17 |
| Wade Stauss | 9 | 1 | 1 | - | 11 |

Career Multiple-RBI Games

| Player | 2 | 3 | 4 | 5+ | Total |
|------------------|----|---|---|----|-------|
| Danny Wright | 13 | 4 | 2 | 3 | 22 |
| Andrew Keck | 11 | 4 | - | - | 15 |
| Wade Stauss | 12 | 1 | - | 1 | 14 |
| Connor Basler | 5 | 3 | 2 | - | 10 |
| Tyler Wilber | 6 | 2 | - | 2 | 10 |
| Austin Blazeovic | 3 | 5 | 1 | - | 9 |

Career Games Played/Starts

| Player | GP/Starts |
|------------------|-----------|
| Connor Basler | 178/173 |
| Danny Wright | 170/164 |
| Wade Stauss | 76/68 |
| Tyler Wilber | 72/72 |
| Andrew Keck | 64/61 |
| Austin Blazeovic | 51/50 |
| Blake Cisneros | 28/2 |
| Bryce Grossius | 23/1 |
| Dylan Dodd | 18/18 |
| Noah Niznik | 17/17 |
| Peyton Leeper | 12/8 |
| Lincoln Andrews | 11/7 |
| Rance Pittman | 6/0 |
| Hayden Malenfant | 5/0 |
| Collin Wilma | 4/3 |

00 Jeb Callaghan

2021 Season/Career-Highs

| | |
|----------------------|---|
| Innings Pitched..... | - |
| Fewest Hits..... | - |
| Most Hits..... | - |
| Fewest Runs..... | - |
| Most Runs..... | - |
| Fewest Walks..... | - |
| Strikeouts..... | - |

1 Jevon Mason

2021 Season/Career-Highs

| | |
|-------------------|---|
| At-Bats..... | - |
| Runs..... | - |
| Hits..... | - |
| Doubles..... | - |
| Triples..... | - |
| Home Runs..... | - |
| RBI..... | - |
| Stolen Bases..... | - |

2 Connor Basler

2021 Season-Highs

| | |
|-------------------|---|
| At-Bats..... | - |
| Runs..... | - |
| Hits..... | - |
| Doubles..... | - |
| Triples..... | - |
| Home Runs..... | - |
| RBI..... | - |
| Stolen Bases..... | - |

Career-Highs

| | |
|-------------------|---|
| At-Bats..... | 6, 2x, last vs. Eastern Kentucky (5/10/19) |
| Runs..... | 3, 3x, last vs. Purdue Fort Wayne (3/2/19) |
| Hits..... | 4, 3x, last vs. Tennessee Tech (4/19/19) |
| Doubles..... | 2, 2x, last at Austin Peay (3/31/18) |
| Triples..... | 1, 3x, last at Belmont (5/3/19) |
| Home Runs..... | - |
| RBI..... | 4, vs. Murray State (4/21/18) |
| Stolen Bases..... | 2, 8x, last vs. Northern Illinois (2/21/20) |

4 Braxton Zivic

2021 Season/Career-Highs

| | |
|-------------------|---|
| At-Bats..... | - |
| Runs..... | - |
| Hits..... | - |
| Doubles..... | - |
| Triples..... | - |
| Home Runs..... | - |
| RBI..... | - |
| Stolen Bases..... | - |

5 Noah Jacobsen

2021 Season/Career-Highs

| | |
|-------------------|---|
| At-Bats..... | - |
| Runs..... | - |
| Hits..... | - |
| Doubles..... | - |
| Triples..... | - |
| Home Runs..... | - |
| RBI..... | - |
| Stolen Bases..... | - |

7 Kyle Miller

2021 Season/Career-Highs

| | |
|----------------------|---|
| Innings Pitched..... | - |
| Fewest Hits..... | - |
| Most Hits..... | - |
| Fewest Runs..... | - |
| Most Runs..... | - |
| Fewest Walks..... | - |
| Strikeouts..... | - |

8 Ty Stauss

2021 Season/Career-Highs

| | |
|-------------------|---|
| At-Bats..... | - |
| Runs..... | - |
| Hits..... | - |
| Doubles..... | - |
| Triples..... | - |
| Home Runs..... | - |
| RBI..... | - |
| Stolen Bases..... | - |

9 Tyler Wilber

2021 Season-Highs

| | |
|-------------------|---|
| At-Bats..... | - |
| Runs..... | - |
| Hits..... | - |
| Doubles..... | - |
| Triples..... | - |
| Home Runs..... | - |
| RBI..... | - |
| Stolen Bases..... | - |

Career-Highs

| | |
|-------------------|---|
| At-Bats..... | 6, 3x, last at UT Martin (3/7/20) |
| Runs..... | 3, 5x, last at UT Martin (3/7/20) |
| Hits..... | 4, 4x, last at UT Martin (3/7/20) |
| Doubles..... | 2, 3x, last vs. Ohio (2/29/20) |
| Triples..... | 1, 4x, last vs. Northern Illinois (2/22/20) |
| Home Runs..... | 1, 5x, last at UT Martin (3/6/20) |
| RBI..... | 6, at UT Martin (3/6/20) |
| Stolen Bases..... | 1, 4x, last at Southern Illinois (3/11/20) |

10 Lincoln Andrews

2021 Season-Highs

| | |
|-------------------|---|
| At-Bats..... | - |
| Runs..... | - |
| Hits..... | - |
| Doubles..... | - |
| Triples..... | - |
| Home Runs..... | - |
| RBI..... | - |
| Stolen Bases..... | - |

Career-Highs

| | |
|-------------------|--|
| At-Bats..... | 5, vs. Northern Illinois (2/22/20) |
| Runs..... | 1, 3x, last at Southern Illinois (3/11/20) |
| Hits..... | 1, 3x, last at Southern Illinois (3/11/20) |
| Doubles..... | - |
| Triples..... | 1, at UT Martin (3/7/20) |
| Home Runs..... | - |
| RBI..... | - |
| Stolen Bases..... | - |



11 Rance Pittman

2021 Season-Highs
Innings Pitched.....
Fewest Hits.....
Most Hits.....
Fewest Runs.....
Most Runs.....
Fewest Walks.....
Strikeouts.....

Career-Highs

Innings Pitched.....2.0, at Southern Illinois (3/11/20)
Fewest Hits.....0, vs. Ohio (2/29/20)
Most Hits.....4, at Arkansas State (3/3/20)
Fewest Runs.....0, 4x, last at Southern Illinois (3/11/20)
Most Runs.....1, 2x, last at Arkansas State (3/3/20)
Fewest Walks.....0, 5x, last at Southern Illinois (3/11/20)
Strikeouts.....2, at Arkansas State (3/3/20)

12 Andrew Keck

2021 Season-Highs
At-Bats.....
Runs.....
Hits.....
Doubles.....
Triples.....
Home Runs.....
RBI.....
Stolen Bases.....

Career-Highs

At-Bats.....6, at UT Martin (3/8/20)
Runs.....2, 5x, last at UT Martin (3/7/20)
Hits.....4, 2x, last vs. Northern Illinois (2/22/20)
Doubles.....2, at Belmont (5/5/19)
Triples.....1, vs. Eastern Kentucky (5/10/19)
Home Runs.....1, 4x, last vs. Ohio (2/29/20)
RBI.....3, 4x, last vs. Ohio (2/29/20)
Stolen Bases.....2, 3x, last at UL Monroe (2/16/20)

13 Wade Stauss

2021 Season-Highs
At-Bats.....
Runs.....
Hits.....
Doubles.....
Triples.....
Home Runs.....
RBI.....
Stolen Bases.....

Career-Highs

At-Bats.....5, 4x, last at UT Martin (3/6/20)
Runs.....3, vs. Purdue Fort Wayne (3/2/19)
Hits.....4, at UT Martin (3/17/18)
Doubles.....2, at UT Martin (3/6/20)
Triples.....1, vs. Western Illinois (2/23/19)
Home Runs.....1, 11x, last at Arkansas State (3/3/20)
RBI.....5, vs. South Dakota State (3/2/18)
Stolen Bases.....1, 2x, last vs. Eastern Illinois (4/8/18)

14 Danny Sperling

2021 Season/Career-Highs
At-Bats.....
Runs.....
Hits.....
Doubles.....
Triples.....
Home Runs.....
RBI.....
Stolen Bases.....

15 Joseph Karall

2021 Season/Career-Highs
Innings Pitched.....
Fewest Hits.....
Most Hits.....
Fewest Runs.....
Most Runs.....
Fewest Walks.....
Strikeouts.....

16 Peyton Leeper

2021 Season-Highs
At-Bats.....
Runs.....
Hits.....
Doubles.....
Triples.....
Home Runs.....
RBI.....
Stolen Bases.....

Career-Highs

At-Bats.....4, 4x, last vs. Ohio (2/28/20)
Runs.....3, at UT Martin (3/7/20)
Hits.....1, 2x, last at UT Martin (3/7/20)
Doubles.....
Triples.....
Home Runs.....
RBI.....
Stolen Bases.....

17 Jon Sawyers

2021 Season/Career-Highs
Innings Pitched.....
Fewest Hits.....
Most Hits.....
Fewest Runs.....
Most Runs.....
Fewest Walks.....
Strikeouts.....

18 Noah Niznik

2021 Season-Highs
Innings Pitched.....
Fewest Hits.....
Most Hits.....
Fewest Runs.....
Most Runs.....
Fewest Walks.....
Strikeouts.....

Career-Highs

Innings Pitched.....7.0, 2x, last vs. Ohio (2/29/20)
Fewest Hits.....2, vs. Purdue Fort Wayne (3/2/19)
Most Hits.....8, vs. Northern Illinois (2/22/20)
Fewest Runs.....0, 4x, last vs. Ohio (2/29/20)
Most Runs.....7, vs. Northern Illinois (2/22/20)
Fewest Walks.....0, 4x, last at UT Martin (3/7/20)
Strikeouts.....7, 2x, last vs. UT Martin (3/10/19)

19 Danny Wright

2021 Season-Highs
At-Bats.....
Runs.....
Hits.....
Doubles.....
Triples.....
Home Runs.....
RBI.....
Stolen Bases.....

Career-Highs

At-Bats.....7, vs. Northern Illinois (2/22/20)
Runs.....3, 2x, last at Tennessee Tech (4/29/18)
Hits.....3, 24x, last at UT Martin (3/7/20)
Doubles.....2, 2x, last vs. Northern Illinois (2/23/20)
Triples.....3, 6x, last at UT Martin (3/7/20)
Home Runs.....1, 10x, last vs. Northern Illinois (2/22/20)
RBI.....5, 2x, last at UT Martin (3/7/20)
Stolen Bases.....2, 2x, last vs. Ohio (2/29/20)

20 Ryan Vogt

2021 Season/Career-Highs
Innings Pitched.....
Fewest Hits.....
Most Hits.....
Fewest Runs.....
Most Runs.....
Fewest Walks.....
Strikeouts.....

21 Josh Hoffmann

2021 Season/Career-Highs
Innings Pitched.....
Fewest Hits.....
Most Hits.....
Fewest Runs.....
Most Runs.....
Fewest Walks.....
Strikeouts.....

22 Austin Blazevic

2021 Season-Highs
At-Bats.....
Runs.....
Hits.....
Doubles.....
Triples.....
Home Runs.....
RBI.....
Stolen Bases.....

Career-Highs

At-Bats.....6, vs. Northern Illinois (2/22/20)
Runs.....4, vs. Purdue Fort Wayne (3/2/19)
Hits.....3, vs. Purdue Fort Wayne (2/22/20)
Doubles.....1, 8x, last at UT Martin (3/8/20)
Triples.....1, vs. Purdue Fort Wayne (3/1/19)
Home Runs.....1, 3x, last vs. Tennessee Tech (4/20/19)
RBI.....4, vs. Western Michigan (2/17/19)
Stolen Bases.....1, 6x, last at UT Martin (3/7/20)

23 Brett Graber

2021 Season/Career-Highs
At-Bats.....
Runs.....
Hits.....
Doubles.....
Triples.....
Home Runs.....
RBI.....
Stolen Bases.....

24 Fischer Rausch

2021 Season/Career-Highs
Innings Pitched.....
Fewest Hits.....
Most Hits.....
Fewest Runs.....
Most Runs.....
Fewest Walks.....
Strikeouts.....



25 Dylan Dodd

| | |
|----------------------|-----------------------------------|
| 2021 Season-Highs | |
| Innings Pitched..... | - |
| Fewest Hits..... | - |
| Most Hits..... | - |
| Fewest Runs..... | - |
| Most Runs..... | - |
| Fewest Walks..... | - |
| Strikeouts..... | - |
| Career-Highs | |
| Innings Pitched..... | 9.0, vs. Ohio (2/28/20) |
| Fewest Hits..... | 2, vs. Purdue Fort Wayne (3/1/19) |
| Most Hits..... | 8, at Murray State (4/12/19) |
| Fewest Runs..... | 0, 2x, last vs. Ohio (2/28/20) |
| Most Runs..... | 8, at Murray State (4/12/19) |
| Fewest Walks..... | 0, 4x, last vs. Ohio (2/28/20) |
| Strikeouts..... | 15, vs. Ohio (2/28/20) |

26 Collin Wilma

| | |
|----------------------|------------------------------------|
| 2021 Season-Highs | |
| Innings Pitched..... | - |
| Fewest Hits..... | - |
| Most Hits..... | - |
| Fewest Runs..... | - |
| Most Runs..... | - |
| Fewest Walks..... | - |
| Strikeouts..... | - |
| Career-Highs | |
| Innings Pitched..... | 7.1, vs. Ohio (2/29/20) |
| Fewest Hits..... | 2, at UL Monroe (2/15/20) |
| Most Hits..... | 9, at UT Martin (3/8/20) |
| Fewest Runs..... | 1, at UL Monroe (2/15/20) |
| Most Runs..... | 7, at UT Martin (3/8/20) |
| Fewest Walks..... | 0, at UT Martin (3/8/20) |
| Strikeouts..... | 6, vs. Northern Illinois (2/22/20) |

27 Austin Williams

| | |
|--------------------------|---|
| 2021 Season/Career-Highs | |
| Innings Pitched..... | - |
| Fewest Hits..... | - |
| Most Hits..... | - |
| Fewest Runs..... | - |
| Most Runs..... | - |
| Fewest Walks..... | - |
| Strikeouts..... | - |

28 Anthony Klein

| | |
|--------------------------|---|
| 2021 Season/Career-Highs | |
| Innings Pitched..... | - |
| Fewest Hits..... | - |
| Most Hits..... | - |
| Fewest Runs..... | - |
| Most Runs..... | - |
| Fewest Walks..... | - |
| Strikeouts..... | - |

30 Adonis Forte

| | |
|-------------------|---|
| 2021 Season-Highs | |
| At-Bats..... | - |
| Runs..... | - |
| Hits..... | - |
| Doubles..... | - |
| Triples..... | - |
| Home Runs..... | - |
| RBI..... | - |
| Stolen Bases..... | - |

31 Blake Cisneros

| | |
|----------------------|--|
| 2021 Season-Highs | |
| Innings Pitched..... | - |
| Fewest Hits..... | - |
| Most Hits..... | - |
| Fewest Runs..... | - |
| Most Runs..... | - |
| Fewest Walks..... | - |
| Strikeouts..... | - |
| Career-Highs | |
| Innings Pitched..... | 3.0, 2x, last vs. Austin Peay (3/24/19) |
| Fewest Hits..... | 0, 7x, last at UL Monroe (2/16/20) |
| Most Hits..... | 6, vs. Purdue Fort Wayne (3/1/19) |
| Fewest Runs..... | 0, 10x, last vs. Northern Illinois (2/23/20) |
| Most Runs..... | 3, 4x, last vs. Northern Illinois (2/21/20) |
| Fewest Walks..... | 0, 18x, last at Southern Illinois (3/11/20) |
| Strikeouts..... | 5, vs. McKendree (4/23/19) |

32 Connery O'Donnell

| | |
|--------------------------|---|
| 2021 Season/Career-Highs | |
| Innings Pitched..... | - |
| Fewest Hits..... | - |
| Most Hits..... | - |
| Fewest Runs..... | - |
| Most Runs..... | - |
| Fewest Walks..... | - |
| Strikeouts..... | - |

33 Bryce Grossius

| | |
|----------------------|---|
| 2021 Season-Highs | |
| Innings Pitched..... | - |
| Fewest Hits..... | - |
| Most Hits..... | - |
| Fewest Runs..... | - |
| Most Runs..... | - |
| Fewest Walks..... | - |
| Strikeouts..... | - |
| Career-Highs | |
| Innings Pitched..... | 4.0, vs. Tennessee Tech (4/19/19) |
| Fewest Hits..... | 0, 10x, last at Arkansas State (3/3/20) |
| Most Hits..... | 5, vs. Tennessee Tech (4/19/19) |
| Fewest Runs..... | 0, 11x, last at Arkansas State (3/3/20) |
| Most Runs..... | 5, 2x, last at Missouri (5/1/19) |
| Fewest Walks..... | 0, 9x, last at Arkansas State (3/3/20) |
| Strikeouts..... | 3, vs. Tennessee Tech (4/19/19) |

34 Brandon McCabe

| | |
|--------------------------|---|
| 2021 Season/Career-Highs | |
| Innings Pitched..... | - |
| Fewest Hits..... | - |
| Most Hits..... | - |
| Fewest Runs..... | - |
| Most Runs..... | - |
| Fewest Walks..... | - |
| Strikeouts..... | - |

35 Ryan Malzan

| | |
|-------------------|---|
| 2021 Season-Highs | |
| At-Bats..... | - |
| Runs..... | - |
| Hits..... | - |
| Doubles..... | - |
| Triples..... | - |
| Home Runs..... | - |
| RBI..... | - |
| Stolen Bases..... | - |

36 Joey Kossina

| | |
|--------------------------|---|
| 2021 Season/Career-Highs | |
| Innings Pitched..... | - |
| Fewest Hits..... | - |
| Most Hits..... | - |
| Fewest Runs..... | - |
| Most Runs..... | - |
| Fewest Walks..... | - |
| Strikeouts..... | - |

37 Hunter Ralls

| | |
|--------------------------|---|
| 2021 Season/Career-Highs | |
| Innings Pitched..... | - |
| Fewest Hits..... | - |
| Most Hits..... | - |
| Fewest Runs..... | - |
| Most Runs..... | - |
| Fewest Walks..... | - |
| Strikeouts..... | - |

38 Hayden Malenfant

| | |
|----------------------|-----------------------------------|
| 2021 Season-Highs | |
| Innings Pitched..... | - |
| Fewest Hits..... | - |
| Most Hits..... | - |
| Fewest Runs..... | - |
| Most Runs..... | - |
| Fewest Walks..... | - |
| Strikeouts..... | - |
| Career-Highs | |
| Innings Pitched..... | 2.1, at UL Monroe (2/14/20) |
| Fewest Hits..... | 0, 2x, last at UT Martin (3/8/20) |
| Most Hits..... | 4, at UL Monroe (2/14/20) |
| Fewest Runs..... | 0, 2x, last at UT Martin (3/8/20) |
| Most Runs..... | 2, 2x, last vs. Ohio (3/1/20) |
| Fewest Walks..... | 0, 3x, last at UT Martin (3/8/20) |
| Strikeouts..... | 2, at UL Monroe (2/14/20) |

44 Matt Perego

| | |
|--------------------------|---|
| 2021 Season/Career-Highs | |
| Innings Pitched..... | - |
| Fewest Hits..... | - |
| Most Hits..... | - |
| Fewest Runs..... | - |
| Most Runs..... | - |
| Fewest Walks..... | - |
| Strikeouts..... | - |

55 Noah Stone

| | |
|--------------------------|---|
| 2021 Season/Career-Highs | |
| Innings Pitched..... | - |
| Fewest Hits..... | - |
| Most Hits..... | - |
| Fewest Runs..... | - |
| Most Runs..... | - |
| Fewest Walks..... | - |
| Strikeouts..... | - |



Game-by-Game Starting Lineups

| Opponent | P | C | 1B | 2B | 3B | SS | LF | CF | RF | DH |
|--------------------|---|---|----|----|----|----|----|----|----|----|
| South Alabama | | | | | | | | | | |
| South Alabama | | | | | | | | | | |
| South Alabama | | | | | | | | | | |
| Arkansas | | | | | | | | | | |
| Arkansas | | | | | | | | | | |
| Arkansas | | | | | | | | | | |
| Arkansas | | | | | | | | | | |
| Illinois State | | | | | | | | | | |
| Illinois State | | | | | | | | | | |
| Illinois State | | | | | | | | | | |
| Illinois State | | | | | | | | | | |
| SIU Edwardsville | | | | | | | | | | |
| SIU Edwardsville | | | | | | | | | | |
| SIU Edwardsville | | | | | | | | | | |
| Saint Louis | | | | | | | | | | |
| Austin Peay | | | | | | | | | | |
| Austin Peay | | | | | | | | | | |
| Austin Peay | | | | | | | | | | |
| Southern Illinois | | | | | | | | | | |
| Eastern Illinois | | | | | | | | | | |
| Eastern Illinois | | | | | | | | | | |
| Eastern Illinois | | | | | | | | | | |
| Missouri State | | | | | | | | | | |
| Jacksonville State | | | | | | | | | | |
| Jacksonville State | | | | | | | | | | |
| Jacksonville State | | | | | | | | | | |
| Murray State | | | | | | | | | | |
| Murray State | | | | | | | | | | |
| Murray State | | | | | | | | | | |
| UT Martin | | | | | | | | | | |
| Tennessee Tech | | | | | | | | | | |
| Tennessee Tech | | | | | | | | | | |
| Tennessee Tech | | | | | | | | | | |
| Missouri State | | | | | | | | | | |
| Missouri State | | | | | | | | | | |
| Missouri State | | | | | | | | | | |
| Missouri State | | | | | | | | | | |
| Austin Peay | | | | | | | | | | |
| Belmont | | | | | | | | | | |
| Belmont | | | | | | | | | | |
| Belmont | | | | | | | | | | |
| Eastern Kentucky | | | | | | | | | | |
| Eastern Kentucky | | | | | | | | | | |
| Eastern Kentucky | | | | | | | | | | |
| Morehead State | | | | | | | | | | |
| Morehead State | | | | | | | | | | |
| Morehead State | | | | | | | | | | |
| UT Martin | | | | | | | | | | |
| UT Martin | | | | | | | | | | |
| UT Martin | | | | | | | | | | |



Game-by-Game Hitting

| Opponent | AB | R | H | RBI | 2B | 3B | HR | BB | IBB | SB | CS | HBP | SAC | SE | GDP | K | PQ | A | E | Avg | |
|---------------------------|----|---|---|-----|----|----|----|----|-----|----|----|-----|-----|----|-----|---|----|---|---|-----|--|
| Southeast Missouri | | | | | | | | | | | | | | | | | | | | | |
| South Alabama | | | | | | | | | | | | | | | | | | | | | |
| Southeast Missouri | | | | | | | | | | | | | | | | | | | | | |
| South Alabama | | | | | | | | | | | | | | | | | | | | | |
| Southeast Missouri | | | | | | | | | | | | | | | | | | | | | |
| South Alabama | | | | | | | | | | | | | | | | | | | | | |
| Southeast Missouri | | | | | | | | | | | | | | | | | | | | | |
| Arkansas | | | | | | | | | | | | | | | | | | | | | |
| Southeast Missouri | | | | | | | | | | | | | | | | | | | | | |
| Arkansas | | | | | | | | | | | | | | | | | | | | | |
| Southeast Missouri | | | | | | | | | | | | | | | | | | | | | |
| Arkansas | | | | | | | | | | | | | | | | | | | | | |
| Southeast Missouri | | | | | | | | | | | | | | | | | | | | | |
| Arkansas | | | | | | | | | | | | | | | | | | | | | |
| Southeast Missouri | | | | | | | | | | | | | | | | | | | | | |
| Illinois State | | | | | | | | | | | | | | | | | | | | | |
| Southeast Missouri | | | | | | | | | | | | | | | | | | | | | |
| Illinois State | | | | | | | | | | | | | | | | | | | | | |
| Southeast Missouri | | | | | | | | | | | | | | | | | | | | | |
| Illinois State | | | | | | | | | | | | | | | | | | | | | |
| Southeast Missouri | | | | | | | | | | | | | | | | | | | | | |
| Illinois State | | | | | | | | | | | | | | | | | | | | | |
| Southeast Missouri | | | | | | | | | | | | | | | | | | | | | |
| Illinois State | | | | | | | | | | | | | | | | | | | | | |
| Southeast Missouri | | | | | | | | | | | | | | | | | | | | | |
| SIU Edwardsville | | | | | | | | | | | | | | | | | | | | | |
| Southeast Missouri | | | | | | | | | | | | | | | | | | | | | |
| SIU Edwardsville | | | | | | | | | | | | | | | | | | | | | |
| Southeast Missouri | | | | | | | | | | | | | | | | | | | | | |
| SIU Edwardsville | | | | | | | | | | | | | | | | | | | | | |
| Southeast Missouri | | | | | | | | | | | | | | | | | | | | | |
| Saint Louis | | | | | | | | | | | | | | | | | | | | | |
| Southeast Missouri | | | | | | | | | | | | | | | | | | | | | |
| Austin Peay | | | | | | | | | | | | | | | | | | | | | |
| Southeast Missouri | | | | | | | | | | | | | | | | | | | | | |
| Austin Peay | | | | | | | | | | | | | | | | | | | | | |
| Southeast Missouri | | | | | | | | | | | | | | | | | | | | | |
| Austin Peay | | | | | | | | | | | | | | | | | | | | | |
| Southeast Missouri | | | | | | | | | | | | | | | | | | | | | |
| Southern Illinois | | | | | | | | | | | | | | | | | | | | | |
| Southeast Missouri | | | | | | | | | | | | | | | | | | | | | |
| Eastern Illinois | | | | | | | | | | | | | | | | | | | | | |
| Southeast Missouri | | | | | | | | | | | | | | | | | | | | | |
| Eastern Illinois | | | | | | | | | | | | | | | | | | | | | |
| Southeast Missouri | | | | | | | | | | | | | | | | | | | | | |
| Eastern Illinois | | | | | | | | | | | | | | | | | | | | | |
| Southeast Missouri | | | | | | | | | | | | | | | | | | | | | |
| Missouri State | | | | | | | | | | | | | | | | | | | | | |
| Southeast Missouri | | | | | | | | | | | | | | | | | | | | | |
| Jacksonville State | | | | | | | | | | | | | | | | | | | | | |
| Southeast Missouri | | | | | | | | | | | | | | | | | | | | | |
| Jacksonville State | | | | | | | | | | | | | | | | | | | | | |
| Southeast Missouri | | | | | | | | | | | | | | | | | | | | | |
| Jacksonville State | | | | | | | | | | | | | | | | | | | | | |
| Southeast Missouri | | | | | | | | | | | | | | | | | | | | | |
| Murray State | | | | | | | | | | | | | | | | | | | | | |
| Southeast Missouri | | | | | | | | | | | | | | | | | | | | | |
| Murray State | | | | | | | | | | | | | | | | | | | | | |



Game-by-Game Hitting

Opponent AB R H RBI 2B 3B HR BB IBB SB CS HBP SAC SF GDP K PO A E Avg

| Opponent | AB | R | H | RBI | 2B | 3B | HR | BB | IBB | SB | CS | HBP | SAC | SF | GDP | K | PO | A | E | Avg | |
|---|----|---|---|-----|----|----|----|----|-----|----|----|-----|-----|----|-----|---|----|---|---|-----|--|
| Southeast Missouri Murray State | | | | | | | | | | | | | | | | | | | | | |
| Southeast Missouri UT Martin | | | | | | | | | | | | | | | | | | | | | |
| Southeast Missouri Tennessee Tech | | | | | | | | | | | | | | | | | | | | | |
| Southeast Missouri Tennessee Tech | | | | | | | | | | | | | | | | | | | | | |
| Southeast Missouri Tennessee Tech | | | | | | | | | | | | | | | | | | | | | |
| Southeast Missouri Missouri State | | | | | | | | | | | | | | | | | | | | | |
| Southeast Missouri Missouri State | | | | | | | | | | | | | | | | | | | | | |
| Southeast Missouri Missouri State | | | | | | | | | | | | | | | | | | | | | |
| Southeast Missouri Missouri State | | | | | | | | | | | | | | | | | | | | | |
| Southeast Missouri Missouri State | | | | | | | | | | | | | | | | | | | | | |
| Southeast Missouri Austin Peay | | | | | | | | | | | | | | | | | | | | | |
| Southeast Missouri Belmont | | | | | | | | | | | | | | | | | | | | | |
| Southeast Missouri Belmont | | | | | | | | | | | | | | | | | | | | | |
| Southeast Missouri Belmont | | | | | | | | | | | | | | | | | | | | | |
| Southeast Missouri Eastern Kentucky | | | | | | | | | | | | | | | | | | | | | |
| Southeast Missouri Eastern Kentucky | | | | | | | | | | | | | | | | | | | | | |
| Southeast Missouri Eastern Kentucky | | | | | | | | | | | | | | | | | | | | | |
| Southeast Missouri Morehead State | | | | | | | | | | | | | | | | | | | | | |
| Southeast Missouri Morehead State | | | | | | | | | | | | | | | | | | | | | |
| Southeast Missouri Morehead State | | | | | | | | | | | | | | | | | | | | | |
| Southeast Missouri UT Martin | | | | | | | | | | | | | | | | | | | | | |
| Southeast Missouri UT Martin | | | | | | | | | | | | | | | | | | | | | |
| Southeast Missouri UT Martin | | | | | | | | | | | | | | | | | | | | | |



Game-by-Game Pitching

| Opponent | IP | H | R | ER | BB | SO | 2B | 3B | HR | WP | BK | HBP | DP | IBB | Score | W-L | SV | ERA | |
|---------------------------|----|---|---|----|----|----|----|----|----|----|----|-----|----|-----|-------|-----|----|-----|--|
| Southeast Missouri | | | | | | | | | | | | | | | | | | | |
| South Alabama | | | | | | | | | | | | | | | | | | | |
| Southeast Missouri | | | | | | | | | | | | | | | | | | | |
| South Alabama | | | | | | | | | | | | | | | | | | | |
| Southeast Missouri | | | | | | | | | | | | | | | | | | | |
| South Alabama | | | | | | | | | | | | | | | | | | | |
| Southeast Missouri | | | | | | | | | | | | | | | | | | | |
| Arkansas | | | | | | | | | | | | | | | | | | | |
| Southeast Missouri | | | | | | | | | | | | | | | | | | | |
| Arkansas | | | | | | | | | | | | | | | | | | | |
| Southeast Missouri | | | | | | | | | | | | | | | | | | | |
| Arkansas | | | | | | | | | | | | | | | | | | | |
| Southeast Missouri | | | | | | | | | | | | | | | | | | | |
| Illinois State | | | | | | | | | | | | | | | | | | | |
| Southeast Missouri | | | | | | | | | | | | | | | | | | | |
| Illinois State | | | | | | | | | | | | | | | | | | | |
| Southeast Missouri | | | | | | | | | | | | | | | | | | | |
| Illinois State | | | | | | | | | | | | | | | | | | | |
| Southeast Missouri | | | | | | | | | | | | | | | | | | | |
| Illinois State | | | | | | | | | | | | | | | | | | | |
| Southeast Missouri | | | | | | | | | | | | | | | | | | | |
| SIU Edwardsville | | | | | | | | | | | | | | | | | | | |
| Southeast Missouri | | | | | | | | | | | | | | | | | | | |
| SIU Edwardsville | | | | | | | | | | | | | | | | | | | |
| Southeast Missouri | | | | | | | | | | | | | | | | | | | |
| SIU Edwardsville | | | | | | | | | | | | | | | | | | | |
| Southeast Missouri | | | | | | | | | | | | | | | | | | | |
| Saint Louis | | | | | | | | | | | | | | | | | | | |
| Southeast Missouri | | | | | | | | | | | | | | | | | | | |
| Austin Peay | | | | | | | | | | | | | | | | | | | |
| Southeast Missouri | | | | | | | | | | | | | | | | | | | |
| Austin Peay | | | | | | | | | | | | | | | | | | | |
| Southeast Missouri | | | | | | | | | | | | | | | | | | | |
| Austin Peay | | | | | | | | | | | | | | | | | | | |
| Southeast Missouri | | | | | | | | | | | | | | | | | | | |
| Southern Illinois | | | | | | | | | | | | | | | | | | | |
| Southeast Missouri | | | | | | | | | | | | | | | | | | | |
| Eastern Illinois | | | | | | | | | | | | | | | | | | | |
| Southeast Missouri | | | | | | | | | | | | | | | | | | | |
| Eastern Illinois | | | | | | | | | | | | | | | | | | | |
| Southeast Missouri | | | | | | | | | | | | | | | | | | | |
| Eastern Illinois | | | | | | | | | | | | | | | | | | | |
| Southeast Missouri | | | | | | | | | | | | | | | | | | | |
| Missouri State | | | | | | | | | | | | | | | | | | | |
| Southeast Missouri | | | | | | | | | | | | | | | | | | | |
| Jacksonville State | | | | | | | | | | | | | | | | | | | |
| Southeast Missouri | | | | | | | | | | | | | | | | | | | |
| Jacksonville State | | | | | | | | | | | | | | | | | | | |
| Southeast Missouri | | | | | | | | | | | | | | | | | | | |
| Jacksonville State | | | | | | | | | | | | | | | | | | | |
| Southeast Missouri | | | | | | | | | | | | | | | | | | | |
| Murray State | | | | | | | | | | | | | | | | | | | |
| Southeast Missouri | | | | | | | | | | | | | | | | | | | |
| Murray State | | | | | | | | | | | | | | | | | | | |



Game-by-Game Pitching

| Opponent | IP | H | R | ER | BB | SO | 2B | 3B | HR | WP | BK | HBP | DP | IBB | Score | W-L | SV | ERA | |
|---|----|---|---|----|----|----|----|----|----|----|----|-----|----|-----|-------|-----|----|-----|--|
| Southeast Missouri Murray State | | | | | | | | | | | | | | | | | | | |
| Southeast Missouri UT Martin | | | | | | | | | | | | | | | | | | | |
| Southeast Missouri Tennessee Tech | | | | | | | | | | | | | | | | | | | |
| Southeast Missouri Tennessee Tech | | | | | | | | | | | | | | | | | | | |
| Southeast Missouri Tennessee Tech | | | | | | | | | | | | | | | | | | | |
| Southeast Missouri Missouri State | | | | | | | | | | | | | | | | | | | |
| Southeast Missouri Missouri State | | | | | | | | | | | | | | | | | | | |
| Southeast Missouri Missouri State | | | | | | | | | | | | | | | | | | | |
| Southeast Missouri Missouri State | | | | | | | | | | | | | | | | | | | |
| Southeast Missouri Austin Peay | | | | | | | | | | | | | | | | | | | |
| Southeast Missouri Belmont | | | | | | | | | | | | | | | | | | | |
| Southeast Missouri Belmont | | | | | | | | | | | | | | | | | | | |
| Southeast Missouri Belmont | | | | | | | | | | | | | | | | | | | |
| Southeast Missouri Eastern Kentucky | | | | | | | | | | | | | | | | | | | |
| Southeast Missouri Eastern Kentucky | | | | | | | | | | | | | | | | | | | |
| Southeast Missouri Eastern Kentucky | | | | | | | | | | | | | | | | | | | |
| Southeast Missouri Morehead State | | | | | | | | | | | | | | | | | | | |
| Southeast Missouri Morehead State | | | | | | | | | | | | | | | | | | | |
| Southeast Missouri Morehead State | | | | | | | | | | | | | | | | | | | |
| Southeast Missouri UT Martin | | | | | | | | | | | | | | | | | | | |
| Southeast Missouri UT Martin | | | | | | | | | | | | | | | | | | | |
| Southeast Missouri UT Martin | | | | | | | | | | | | | | | | | | | |



Southeast Missouri's Record

| | |
|---|-----|
| Overall..... | 0-0 |
| At Home..... | 0-0 |
| On the Road..... | 0-0 |
| At Neutral Sites..... | 0-0 |
| Against Non-OVC Opponents..... | 0-0 |
| Against OVC Opponents..... | 0-0 |
| In Home OVC Games..... | 0-0 |
| In Away OVC Games..... | 0-0 |
| vs. Ranked Teams..... | 0-0 |
| In February..... | 0-0 |
| In March..... | 0-0 |
| In April..... | 0-0 |
| In May..... | 0-0 |
| On Mondays..... | 0-0 |
| On Tuesdays..... | 0-0 |
| On Wednesdays..... | 0-0 |
| On Thursdays..... | 0-0 |
| On Fridays..... | 0-0 |
| On Saturdays..... | 0-0 |
| On Sundays..... | 0-0 |
| In Day Games..... | 0-0 |
| In Night Games..... | 0-0 |
| In Extra Inning Games..... | 0-0 |
| When Redhawks Score First..... | 0-0 |
| When Opponents Score First..... | 0-0 |
| vs. Left-Handed Starter..... | 0-0 |
| vs. Right-Handed Starter..... | 0-0 |
| In 1-Run Games..... | 0-0 |
| In 2-Run Games..... | 0-0 |
| In 5+ Run Games..... | 0-0 |
| Shutouts..... | 0-0 |
| When Leading After Six Innings..... | 0-0 |
| When Trailing After Six Innings..... | 0-0 |
| When Tied After Six Innings..... | 0-0 |
| When Redhawks Starter Goes 6 or more Innings..... | 0-0 |
| When Redhawks Get 10 or more Hits..... | 0-0 |
| When Redhawks Outhit Opponents..... | 0-0 |
| When Redhawks Get Outhit..... | 0-0 |
| When Hits are Tied..... | 0-0 |
| When Scoring 0-2 Runs..... | 0-0 |
| When Scoring 3-5 Runs..... | 0-0 |
| When Scoring 6-9 Runs..... | 0-0 |
| When Scoring 10+ Runs..... | 0-0 |
| When Opponents Score 0-2 Runs..... | 0-0 |
| When Opponents Score 3-5 Runs..... | 0-0 |
| When Opponents Score 6-9 Runs..... | 0-0 |
| When Opponents Score 10+ Runs..... | 0-0 |
| Without Hitting a Home Run..... | 0-0 |
| When Hitting 1 Home Run..... | 0-0 |
| When Hitting 2+ Home Runs..... | 0-0 |
| Committing 0 Errors..... | 0-0 |
| Committing 1 Error..... | 0-0 |
| Committing 2+ Errors..... | 0-0 |

Honors & Awards

Preseason All-OVC

Dylan Dodd, LHP
Tyler Wilber, SS

D1Baseball Top-100 Shortstops

Tyler Wilber, #17