

SEMO

REDHAWKS™

#LETSSOAR



2021
SOUTHEAST MISSOURI BASEBALL GUIDE

**DO
YOU
HAVE
THE
WILL
TO**

**make a
medical
discovery?**



**SOUTHEAST MISSOURI
STATE UNIVERSITY** 1872



2021



CONTENTS

Intro to Redhawk Baseball

Media Information	2-3
New SEMO Logos	4-5
Capaha Field	6-7
Baseball Training Facility	8-9
Academic Excellence	10
Social Development	11
Competitive Success	12
Sports Medicine	13
Under Armour	14-15
Redhawks in Major League Baseball	16-17
President Dr. Carlos Vargas	18-19
Director of Athletics Brady Barke	20-21
Athletics Staff	22-24

Season Preview

Season Outlook	26-29
Numerical Roster	30
Alphabetical Roster	31
Radio/TV Roster	32-33
Schedule	34

Coaches

Head Coach Andy Sawyers	36-38
Assistant Coach Matthew Kinney	39
Baseball Staff	40

Profiles

Returnees	42-55
Newcomers	56-60

Review

2020 Final Overall Statistics	62
2020 Final OVC Statistics	63
2020 Results/Hitting Statistics	64-65
2020 Pitching Statistics	66

Ohio Valley Conference

OVC History	68-75
2020 OVC Statistics	76-77
2021 OVC Baseball Championship	78

Opponents

Series Results (Division I Era)	80-88
---------------------------------------	-------

Records & History

Honors & Awards	90-91
Single-Season Hitting Records	92
Career Hitting Records	93
Single-Season Pitching Records	94
Career Pitching Records	95
Annual Leaders	96-104
Coaching History	105
Miscellaneous Records	106
OVC Tournament History	107
All-Time Roster	108-111
Yearly Results	112-121
Draft Picks	122

SEMO

Southeast Missouri State University	124-129
Together, Let's Soar	130

Credits

The 2021 Southeast Missouri Baseball Media Guide was written, edited and designed by Assistant Director of Athletics for Strategic Communications Jeff Honza. Additional assistance by Eric Mueller. Photography by Marc Mahnke, Southeast Missourian/ SEMO Ball, Richard Lynn, Charlie Balcom, St. Louis Cardinals, San Diego Padres and Seattle Mariners.



MEDIA INFORMATION

Covering the Redhawks



The 2021 Southeast Missouri baseball media guide is a source of information for the news media covering the Redhawks. News releases, clips, video footage, photographs and other information will also be available to accredited members of the media upon request.

Strategic Communications

The Southeast Missouri Strategic Communications Office is always willing to assist the media with their coverage of Redhawk Baseball. All media and credential requests should be made to Assistant Director of Athletics Jeff Honza. Should you need any information, feel free to call any time, day or night. Honza can be reached at (573) 651-2933 (work) or (618) 528-1145 (mobile).

In-Season Interview Policy

All of Southeast Missouri's baseball student-athletes and coaches will be available to the media throughout the 2021 season. Interviews should be arranged through the Southeast Missouri Strategic Communications Office. Due to the COVID-19 pandemic, Interviews with players and coaches will mostly be conducted virtually (via Zoom/Face Time) or by phone during the season. Please let the Strategic Communications Office know at least 24 hours in advance so interview arrangements can be made.

Credentials

Credentials are required for entrance to Capaha Field. To request credentials, please contact Jeff Honza in the Southeast Missouri Strategic Communications Office by phone at (573) 651-2933 or email at redhawk1@me.com/jhonza@semo.edu.

Southeast Missouri follows the guidelines set forth by the NCAA governing the issuance of credentials. Press credentials will be issued to accredited sports writers of daily and weekly newspapers. Photo credentials will be issued to accredited members of the photo media working for newspapers and television stations.

All credential requests should come from sports editors, directors or anchors. Spouses, dates and minors will not be permitted in the Capaha Field Press Box. Any unauthorized use of credentials will result in revocation of credentials issued by Southeast Missouri State University and credential requests will not be honored for future SEMO athletic events.

Postgame Interviews

The Southeast Missouri Strategic Communications staff will make student-athletes available to the media at the conclusion of each game. Due to the COVID-19 pandemic, postgame interviews will be conducted by phone. Coach Sawyers' first postgame responsibility after meeting with the team is his live radio show.

Photographers

Please observe NCAA regulations and shoot from designated areas assigned at Capaha Field. Due to the COVID-19 pandemic, there will be limited areas assigned for working photographers.



REDHAWK BASEBALL



STRATEGIC COMMUNICATIONS

One University Plaza MS 0200
Cape Girardeau, MO 63701
Phone: (573) 651-2294 | Fax: (573) 651-2810



Jeff Honza
Assistant AD/Football
Contact
(573) 651-2933
(618) 528-1145 (cell)
redhawk1@me.com/
jhonza@semo.edu



Eric Mueller
Graduate Assistant
(573) 651-2937
(630) 267-5145 (cell)
ejmueller@semo.edu



Charlie Balcom
Coordinator of Digital
Media
(513) 673-3220 (cell)
cbalcom@semo.edu

Redhawks Radio Network

All Southeast Missouri baseball games will be broadcast live on the radio at SEMO ESPN 93.5 FM (K228FX) and 1220 AM (KGIR), and online at GoSoutheast.com. Erik Sean is in his 21st year as the “Voice of the Redhawks.” Sean is the Director of Sports Operations for Mississippi River Radio’s eight radio stations in Cape Girardeau.



Radio Network Affiliates

Real Rock 99.3 FM (KCGQ) Cape Girardeau, Mo.
ESPN 93.5 FM (K228FX) Cape Girardeau, Mo.
ESPN 1220 AM (KGIR) Cape Girardeau, Mo.
ESPN 1470 AM (KMAL) Malden, Mo.

Visiting Radio Line

A courtesy ethernet line is available for official visiting team radio use at Capaha Field.

Redhawks on the Internet

Southeast Missouri’s Official Athletics website can be found at the following address:

GoSoutheast.com

The website is updated daily and information on all 15 sports is available. Complete schedule, results, coaches and player bios, and conference information can be accessed.

Redhawks on ESPN+

The Ohio Valley Conference and ESPN have a media rights agreement, which includes a minimum of 600 conference events on ESPN+, the multi-sport, direct-to-consumer subscription streaming service from The Walt Disney Company Direct-to-Consumer & International segment and ESPN. Select Southeast Missouri baseball games air live on ESPN+. ESPN+ offers fans thousands of additional live events, on-demand content and original programming not available on ESPN’s linear TV or digital networks. ESPN+ is an integrated part of the completely redesigned ESPN App. Already the leading sports app, the new ESPN App is the premier all-in-one digital sports platform for fans across mobile and TV-connected devices. ESPN+ is also available through ESPN.com.

SOCIAL MEDIA



Twitter
@SEMOBaseball
@SEMORedhawks



Facebook
SEMORedhawks



Instagram
@SEMORedhawks



Snapchat
SEMORedhawks

Press Box Decorum

Any cheering or outward expression is strictly prohibited in the Capaha Field Press Box at all times.

Gameday Parking

There is no media parking at Capaha Field. Parking is available on a first-come, first-serve basis. Please be aware that foul balls are often hit into parking lots and the risk of vehicles being damaged.

Live Stats

StatBroadcast Live is the official live statistics platform of Southeast Missouri Baseball. Live stats can be accessed at **Statb.us/I/SEMO**.

Wireless Internet

Wireless internet is available at Capaha Field. A member of the Strategic Communications staff will provide login information.

Official Statistics

Southeast Missouri uses “The Automated Scorebook” for baseball computerized statistics. Due to the COVID-19 pandemic, no printed copies of stats or game notes will be available at Capaha Field. Media are encouraged to follow live real time stats in-game at the Redhawks StatBroadcast platform Statb.us/I/SEMO. Game notes will be sent electronically to media before each series and final official statistics packets will be emailed postgame.

FOLLOW THE REDHAWKS AT **GOSOUTHEAST.COM**





On July 1, 2020, Southeast Missouri State University unveiled refreshed spirit marks, including a new primary logo, wordmark and variations for its 15 athletic programs.

The redesign features an official brand font to complement the marks, and a focused emphasis on 'SEMO' as the preferred reference for the University in Athletics and less formal communications. These logos are the first update to the University's spirit branding since the Redhawk was introduced in 2005.

The new brand identity, which will allow SEMO's athletic teams to display consistent logos, lettering and numerals, is independent of the existing University marks featuring the depiction of the Academic Hall dome which remain unchanged.

"We are excited to reveal our refreshed series of logos and

wordmarks," said Director of Athletics Brady Barke. "Having a strong and recognizable brand is essential as we continue to elevate the profile of the University and Redhawk Athletics, and continue towards our vision of being the premier athletics program in the Ohio Valley Conference. These new marks complement our existing Redhawk logo and help us establish a strong regional and national identity by embracing the SEMO nickname."

SEMO started the process of creating its new brand identity following a 2018 brand refresh study completed by Ologie. A higher education branding and marketing firm based in Columbus, Ohio, Ologie helped launch the University's "Will to Do" brand platform.

As part of the refresh, Ologie closely studied the use of "SEMO" vs. "Southeast". Through

extensive surveys and interviews, Ologie concluded that audiences like the personality, uniqueness and familiarity of "SEMO" when referring to the University and its athletic programs, except in official institutional communications. Their recommendations included embracing the SEMO acronym by establishing parameters for usage and creating the wordmark.

Following the study, the logos were designed by the University Marketing team, in collaboration with the Department of Athletics and campus leadership at no additional cost to the University.

"I want to thank Tonya Wells and her team in the University Marketing office for their hard work on this project," said Barke. "Working collaboratively over a number of months, I think we have developed something everyone associated with Southeast Missouri State can be proud of."

With the addition of an official brand font, sport-specific logos for each of SEMO's 15 Division I sports and sub-brand lock-ups can be used across the University. It also presents a more consistent branding over all platforms.

Along with the new logos, fans will notice a more frequent use of "SEMO" in reference to the University and its athletic teams on uniforms, apparel and other materials. Official social media usernames for Redhawk Athletics, including Facebook, Twitter and YouTube have all been changed from @GoSoutheast to @SEMORedhawks.

The announcement signifies a local launch of the branding and refreshed spirit logos. Certain digital platforms, including University and athletic websites, and social media will adopt the new logos immediately. Signage and publications on SEMO's campus





will use the updated logo over the coming months. Athletic uniforms and apparel will reflect the updates as teams enter the next purchase cycle. Fully rebranding the campus and athletic facilities is a time-consuming and costly endeavor. Therefore, this process will be completed giving priority to highly visible locations and only as funding is identified.

"It's an exciting time for SEMO Athletics," said Southeast President Dr. Carlos Vargas. "We are entering the new school year as defending OVC champions in five different sports and we finished the COVID-19 shortened season at the top of the OVC Commissioner's Cup standings. We are Southeast Missouri's Division I athletics program and our refocused identity represents our institution's strong connection to serving our region."

What They Are Saying . . .

"I'm really excited about our new wordmark. When you think about Southeast Missouri State, you think about our region and our area, you think, 'SEMO.' SEMO is what makes us different. There is only one SEMO. We are the regional institution. I can't wait to see this new wordmark in the Fall."

Tom Matukewicz
Head Football Coach

"Remembering where you come from is an important part of shaping where you are going. Our campus identity as 'SEMO' is intrinsic to who we are. It is ingrained in Southeast Missouri State University's history. Much like SEMO's landmarks – the dome, cardiac hill and the gum tree – 'SEMO' is

unique to who we are and inspires an incredible sense of community. In terms of recruiting, the new SEMO logo is huge! We are the only NCAA athletic program in the nation with this acronym and it pinpoints our campus location. It is truly a unique identifier and the only wordmark that ties our present to our past. It also instills that sense of pride in remembering where we came from."

Heather Nelson
Head Women's Soccer Coach


"As a SEMO alumnus, it was exciting to work on this project alongside the team in University Marketing which did an amazing job developing the visual identity. The 'SEMO' nickname is truly unique in the college landscape and these new marks will help strengthen our brand locally and nationally."

Nate Saverino
Associate Director of Athletics for External Affairs

"It's a great new look in comparison to the older logo. It shows a great depiction of the SEMO rebranding and how important the community is to helping SEMO become the best in the region."

Omarerrick Douglas
Football Student-Athlete





CAPAHA FIELD

Home of the Redhawks



Capaha Field is the home of Southeast Missouri Baseball. SEMO Baseball has called Capaha Field home since the program's inception in 1959.

Located just two blocks west of SEMO's campus, Capaha Field is owned and operated by the City of Cape Girardeau. It is also the home to wood bat Prospect League member Cape Catfish.

Prior to the 2020 season, SEMO opened a state-of-the-art baseball training facility adjacent to Capaha Field along the third base side.

The 4,000-square foot indoor facility can fit up to four batting cages, has portable pitching mounds and is equipped with HitTrax and Rapsodo technology which helps improve overall player performance.

The HitTrax system provides real-time statistics and

performance metrics. It measures exit velocity, launch angle and strike zone analysis.

Meanwhile, the Rapsodo program is designed to provide instant data on pitch velocity, spin rate and release angle. It also has strike zone analysis and can track progress over time with historical and statistical analytics.

SEMO's indoor hitting facility was built at a cost of \$400,000.

In summer 2019, Capaha Field received major upgrades that included new lights, freshly painted areas, chairback seating, a newly paved walking plaza and a home run deck located in right field.

Two years before that, Capaha Field received a \$1.8 million renovation that featured synthetic turf. Other upgrades to the facility included a scoreboard equipped with video capabilities, a new outfield fence, new bullpens and

additional cosmetic upgrades such as new paint and fencing all around the field.

The Capaha Field press box, completed for the start of the 2006 season, is equipped with televisions, kitchen/lounge areas and restrooms, and provides media and staff an excellent view behind home plate.

Capaha Field is nestled in historic Capaha Park, the oldest park in Cape Girardeau's park system. In addition to the ballpark, Capaha Park has playgrounds, a pond, picnic areas, a band shell, rose garden, splash pad and disc golf course.

Capacity of Capaha Field is 2,000 and dimensions are 330 down the lines, 375 to the alleys and 400 to straightaway center field. The outfield wall is nine feet high.

Fans enjoy cheering on the Redhawks from the hillsides


behind the first base dugout and beyond the left field wall.

SEMO consistently leads the Ohio Valley Conference in home attendance. Over 160,000 fans have flocked to Capaha Field to watch the Redhawks.

In their OVC Championship seasons from 2014-2016, the Redhawks had over 46,000 fans for an average of 750 per game, while posting a 47-16 home record in that span.

The Cape Capahas, the oldest amateur baseball team in America, also calls Capaha Field *home*.







REDHAWK BASEBALL

BASEBALL TRAINING FACILITY



OVC CHAMPIONS • 2002 • 2014 • 2015 • 2016





OVC TOURNAMENT CHAMPIONS • 1998 • 2002 • 2016 // NCAA TOURNAMENT • 1998 • 2002 • 2016





ACADEMIC EXCELLENCE

Always a Student First



The Holcomb Success Center offers Southeast Missouri student-athletes a place to study and develop as students and campus leaders.

It is located in the Student Recreation Center, just south of Houck Field. The Holcomb Success Center offers a computer lab with 18 work terminals, study areas and rooms for group meetings. The facility houses the Southeast Academic Services staff and main weight room for Redhawk student-athletes.

The beautiful facility has enhanced the outstanding work in the classroom already enjoyed by SEMO student-athletes.

Redhawk student-athletes overcame an enormous amount of adversity and disruption during the COVID-19 pandemic to cap a record 2019-20 academic year.

After recording a 3.39 grade point average in the fall, SEMO accumulated a Department of

Athletics record 3.53 spring semester GPA.

A total of 12 teams achieved a 3.21 or higher GPA during the spring term alone.

Also, five different programs, including gymnastics (3.82), women's soccer (3.78), women's basketball (3.42), men's basketball (3.26) and football (2.94) registered their highest semester GPA ever.

Women's tennis led the spring semester with a 3.88 GPA. Women's cross country (3.76), women's track & field (3.66), softball (3.60), volleyball (3.44), baseball (3.35), men's cross country (3.32) and men's track & field (3.21) completed the team GPAs in the spring term.

Tutors are available for all student-athletes as needed. In addition, both attendance and academic progress is monitored through regular checks with faculty.

A special course is required for all first time student-athletes at SEMO. The course, which offers three credit hours, is part of a comprehensive program developed to address study skills and life skills topics, and thus, enhance retention and academic success for student-athletes.

Entering student-athletes are evaluated for academic preparedness and assigned to appropriate categories. Student-athletes can also receive individualized academic programs which include meeting with a

mentor bi-weekly to discuss academic progress.

The Holcomb Success Center staff works to get athletes involved in campus and community projects, as well. This is done to provide a support structure and greater opportunity for academic success. Through the NCAA's CHAMPS/Life Skills Program, the Holcomb Success Center gives student-athletes personal and professional skills in order to facilitate successful and productive futures.





SOCIAL DEVELOPMENT

Giving Back & Serving the Community



Student-athletes and coaches at Southeast Missouri are dedicated to giving back to the community that so generously supports them.

Redhawk baseball student-athletes have opportunities to participate in a variety of community service activities each year. Community involvement helps provide a support structure and greater opportunity for academic success.

We are proud of the level of commitment shown by our student-athletes and always encourage them to participate in community service projects here at SEMO.

SEMO student-athletes also have the opportunity to participate in the Redhawks BRIDGE Program. The mission of the Redhawks BRIDGE Program is to develop a comprehensive student-athlete development

program by Building Responsible Individuals and Delivering Gainful Experiences. This program provides student-athletes with both leadership and life skills experiences through interactive programming that will prepare them to be successful in life after athletics. The leadership programming will teach student-athletes about Southeast's culture and allow them to learn, develop, and apply leadership skills. The life skills programming provides educational programs designed to assist student-athletes in identifying and applying transferable skills and experiences to prepare them to succeed outside of the athletic arena.





Southeast Missouri's Strength and Conditioning program is committed to developing the total student-athlete through their experiences within a competitive training environment.

SEMO's weight room renovations at the Holcomb Success Center were completed in January, 2016.

Indoor turf, weights, equipment and lifting platforms were added as part of the renovation, which

cost \$500,000. The facility now has more space and equipment to handle SEMO's larger teams or multiple teams training at the same time. Branding and new lighting were also included in the overall project.

The newly-renovated weight room enhances training with the best equipment available and is able to accommodate larger teams or multiple teams training at the same time.



Brian Robbette
Strength & Conditioning Coach





SPORTS MEDICINE

Providing the Best Care Possible



Southeast Missouri's sports medicine staff strives to provide the best care possible for its student-athletes.

On Aug. 14, 2019, SEMO and SoutheastHEALTH entered a collaborative partnership in which SoutheastHEALTH will serve as comprehensive providers of orthopedic and sports medicine services for the University's NCAA Division I athletics program, its intramural and club sport participants and for the University's performing arts students.

Under the agreement, SoutheastHEALTH orthopedic and sports medicine physicians provide orthopedic, primary medical care, athletic training and physical therapy services, and invest in the University by providing diagnostic equipment and athletic training supplies, as well as scholarships for students.

SoutheastHEALTH orthopedists Dr. Anthony McPherron, Dr. Matthew Baker and Dr. Charity Jacobs, and SoutheastHEALTH sports medicine physician Andrew Lawrence serve as the official team physicians of SEMO.

The sports medicine staff begins treatments and rehabilitation starting as early as 6 a.m., and is available until the last student-athlete is through.

There are currently four sports medicine facilities on campus. The staff treats out of the Rosengarten Athletic Complex, where the primary training room is located. There are two other satellite athletic training rooms, including one at Houck Field House and one at the Show Me Center.



Mike Patke
Assistant Athletic Trainer

FOLLOW THE REDHAWKS AT GOSOUTHEAST.COM





REDHAWK BASEBALL



Southeast Missouri and Under Armour, Inc. (NYSE: UA, UAA) announced a partnership agreement. The Baltimore-based global leader in performance footwear, apparel and equipment became the official outfitter of Southeast Missouri Athletics on July 1, 2018.

As part of the multi-year agreement, Under Armour provides on-field and training gear for 15 sports. Additionally, Under Armour outfits members of the athletic department including coaches and staff.

"We are extremely excited about our partnership with Under Armour and BSN SPORTS to outfit our student-athletes and coaches with the highest quality apparel in the market," said Director of Athletics Brady Barke. "Having two of the industry leaders in athletic apparel associated with us expands the resources available to each of our

teams and significantly benefit our student-athletes."

The new official outfitter agreement includes marketing entitlement that complements Under Armour's brand marketing campaigns through print and venue presence at the University.

Southeast Missouri's athletic programs include football, men's basketball, women's basketball, baseball, men's cross country, women's cross country, softball, women's tennis, volleyball, women's soccer, men's outdoor track & field, men's indoor track & field, women's outdoor track & field, women's indoor track & field and women's gymnastics.

The Redhawks compete at the NCAA Division I level and are part of the NCAA Football Championship Subdivision (formerly I-AA) in football. Southeast first became a member of the Ohio Valley Conference when it moved to NCAA Division

I in 1991-92. The Redhawks have won 57 OVC regular-season championships and 20 OVC tournament titles during their first 29 years in the league. Southeast also won seven Women's All-Sports trophies in that span.

Southeast Missouri joined the growing Under Armour roster of NCAA partners that includes the University of California, Los Angeles, University of California, Berkeley, University of Wisconsin, University of Notre Dame, Naval Academy Athletic Association, University of Maryland, Texas Tech University, Northwestern University, University of Cincinnati, Boston College, University of Utah, University of South Carolina and Auburn University.

About Under Armour

Under Armour, Inc., headquartered in Baltimore, Maryland is a leading innovator, marketer and distributor of branded performance athletic apparel, footwear and accessories. Designed to make all athletes better, the brand's innovative products are sold worldwide to consumers with active lifestyles. The company's Connected Fitness™ platform powers the world's largest digitally connected health and fitness community.





FOLLOW THE REDHAWKS AT GOSOUTHEAST.COM





Ten Southeast Missouri players have gone on to play Major League Baseball.

Left-handed pitcher Joey Lucchesi is presently the only former SEMO player on an active MLB roster.

Lucchesi was a two-time Ohio Valley Conference Pitcher of the Year, who was drafted by the San Diego Padres in the fourth round of the 2016 MLB Draft.

A native of Newark, California, Lucchesi made his Major League debut on Mar. 30, 2018 at Petco Park against the Milwaukee Brewers. He started the game and worked 4.2 innings. Lucchesi did not receive a decision.

In three-seasons with the Padres, Lucchesi started 58 games and holds a career record of 18-19 with a 4.14 ERA and 303 strikeouts in 293.2 innings.

On January 19, 2021, Lucchesi was traded to the New York Mets

and will head to spring training with his new club.

Former Redhawk reliever Shae Simmons was selected by the Atlanta Braves in the 22nd round of the 2012 MLB Draft.

Simmons was invited to spring training with the Braves in 2014. He was called up to the major leagues for the first time on May 30, 2014. A day later, Simmons made his MLB debut striking out the only hitter he faced against the Miami Marlins.

Simmons was expected to enter the 2015 season competing for the primary setup role to closer Craig Kimbrel, but received unfortunate news when an MRI revealed a tear in the Ulnar Collateral Ligament (UCL) of his throwing elbow, causing him to miss that entire season. Simmons underwent successful Tommy John surgery and began pitching again in May 2016.

On January 11, 2017, Simmons was traded to the Seattle Mariners and later signed a one-year contract with the Chicago Cubs on February 14, 2018. He was placed on waivers on June 26, 2016 and was outrighted on June 27, but rather than accept the assignment, he chose free agency.

SEMO has had a total of 30 players drafted since 1966. Lucchesi is the highest draft pick

out of the Redhawks baseball program when he went in the fourth round in 2016.

Left-handed pitcher Galen McSpadden and first baseman Matt Tellor are SEMO's other two Top-10 draft picks. McSpadden was a sixth-round selection by the Padres in 1974 and Tellor was a 10th-round pick by the Braves in 2014.





Former Redhawks who Played Major League Baseball

Jack Powell // St. Louis Browns

Years Played: 1911-1913

Major League Debut: vs. Boston Red Sox / June 14, 1913

Roy Parker // St. Louis Cardinals

Years Played: 1918-1919

Major League Debut: vs. Brooklyn Robins / September 10, 1919

Tom Upton // St. Louis Browns & Washington Senators

Years Played: 1950-51 Browns/1952 Senators

Major League Debut: vs. Chicago White Sox / April 19, 1950

Leon Brinkopf // Chicago Cubs

Years Played: 1952

Major League Debut: vs. St. Louis / April 18, 1952

Ray Rippelmeyer // Washington Senators

Years Played: 1962

Major League Debut: vs. Cleveland Indians / April 14, 1962

Steve Bieser // New York Mets & Pittsburgh Pirates

Years Played: 1997-1998

Major League Debut: vs. San Diego Padres / April 1, 1997

Kerry Robinson // St. Louis Cardinals, Cincinnati Reds, Tampa Bay Rays, San Diego Padres, Kansas City Royals

Years Played: 1998-2006

Major League Debut: vs. Boston Red Sox / September 22, 1998

Justin Christian // New York Yankees & San Francisco Giants

Years Played: 2008, 2011-2012

Major League Debut: vs. Pittsburgh Pirates / June 24, 2008

Shae Simmons // Atlanta Braves & Seattle Mariners


Years Played: 2014-2017

Major League Debut: vs. Miami Marlins / May 31, 2014

Joey Lucchesi // New York Mets & San Diego Padres

Years Played: 2018-present

Major League Debut: vs. Milwaukee Brewers / March 30, 2018



FOLLOW THE REDHAWKS AT GOSOUTHEAST.COM





Dr. Carlos Vargas became the 18th president of Southeast Missouri State University July 1, 2015, after having served as acting president at Kutztown University of Pennsylvania.

Since becoming president, Dr. Vargas has launched initiatives to marshal the resources, leverage opportunities and address a variety of challenges and needs of Southeast Missouri State University. He has set as primary goals for the institution the support for student persistence and retention.

He has encouraged and supported the identification and development of innovative academic programs, including bachelor's degrees in Unmanned Aircraft Systems, Geographic Information Science, and industrial and systems engineering. He has continued to support the globalization of

the campus through expansion of study-abroad experiences, extensive engagement of international students, and encouragement of students on campus and abroad to explore cultural interaction. He has championed the work of the President's Task Force on Diversity Education and continued emphasizing the expectations for enhancement of the teacher-scholar model. Under President Vargas' leadership, regional partnerships and collaborations have been solidified, including several joint initiatives with Three Rivers, Mineral Area and other community colleges.

Prior to assuming the presidency at Southeast, Dr. Vargas served one year as acting president of Kutztown University, where he also served as the provost and vice president for academic and student affairs.

Prior to his tenure at Kutztown,

Dr. Vargas was at Central State University in Wilberforce, Ohio, where he served as provost and vice president for academic affairs. He previously served in several roles at Kent State University (Ohio) for a total of 18 years, including founding director of the program on electron beam technology. He was also Kent's associate dean for research, interim assistant dean for research and interim assistant dean for the School of Technology. He started his tenure at Kent State in 1985 as a professor, and continued to teach until his departure from the university in 2003.

Dr. Vargas began his career in higher education at the National Autonomous University of Mexico (UNAM), from which he received a Bachelor of Science in physics.

He earned his Ph.D. in physics and aerospace science from the University of Michigan and he has

Master of Science degrees from Michigan in both physics and aerospace science. He is married to Pam Vargas, who currently serves as director of Research and Grant Development at Southeast, and they have a son, a daughter, and two granddaughters.





Southeast Missouri State Board of Regents




Edward P. Gargas
President



Phillip M. Britt



James P. Limbaugh




Tina L. Klocke



Lloyd F. Smith



Vivek Malik



Lauren Kohn
Student Representative




FOLLOW THE REDHAWKS AT **GOSOUTHEAST.COM**





REDHAWK BASEBALL



Brady Barke is in his fifth year as Southeast Missouri's Director of Athletics.

Barke served as the Interim Director of Athletics since July, 2015, before being named to the permanent position of Director of Athletics on June 7, 2016.

During the 2019-20 season, the Redhawks were on pace to have one of their best campaigns in the school's athletics history. SEMO won four Ohio Valley Conference titles with women's soccer and football claiming regular-season crowns and women's basketball and volleyball securing OVC Tournament championships. The Redhawks also recorded a school record 44 conference victories between the fall and winter sports.

At the time the 2019-20 season ended due to the COVID-19 pandemic, SEMO was first in the OVC Commissioner's Cup race

with 80.75 points.

Academically, SEMO's athletic teams were again strong in the classroom.

Student-athletes overcame an enormous amount of adversity and disruption to close out the 2019-20 academic year with a Department of Athletics record 3.53 spring grade point average.

That mark was the highest GPA of any semester for the Redhawks who had a total of 12 teams achieve a 3.21 or higher GPA in the spring term alone.

Also, five different programs, including gymnastics (3.82), women's soccer (3.78), women's basketball (3.42), men's basketball (3.26) and football (2.94) registered their highest semester GPAs ever.

The upcoming 2020-21 campaign marks SEMO's third year with Under Armour. Barke reached a multi-year agreement with the Baltimore-based global

leader in performance footwear, apparel and equipment that made Under Armour the official outfitter of SEMO Athletics on July 1, 2018.

As part of the multi-year agreement, Under Armour provides on-field and training gear for 15 sports. Additionally, Under Armour outfits members of the athletic department including coaches and staff.

Barke also secured bids to host SEMO's first home football playoff games. Additionally, he helped the University reach a collaborative partnership with SoutheastHEALTH. Under the agreement, SoutheastHEALTH orthopedic and sports medicine physicians provide orthopedic, primary medical care, athletic training and physical therapy services, and invest in the University by providing diagnostic equipment and athletic training supplies, as well as scholarships for students.

Most recently, new state-of-the-art Formetco digital video scoreboards were installed at both Houck Field and the Southeast Softball Complex under Barke's leadership.

A brand new 4,000-square foot baseball training facility was completed prior to the 2020 season. The \$400,000 indoor facility can fit up to four batting cages. There are portable pitching mounds as well as HitTrax and Rapsodo technology that helps improve overall player performance.

Barke hired Brad Korn as the Redhawks head men's basketball coach on Mar. 24, 2020, while navigating through the unprecedented times during the COVID-19 pandemic. Korn was the third head coach Barke hired during his tenure as Director of Athletics.

During his first year in 2016-17, Barke introduced Andy Sawyers





as the Redhawks head baseball coach and worked tirelessly on two major renovation projects.

Nearly a month after Sawyers was hired, Southeast Missouri State and the City of Cape Girardeau officially broke ground on Capaha Field. New synthetic turf, new fencing and a digital scoreboard in the outfield were added as part of the \$1.8 million project that was completed before SEMO's season-opener.

Gymnastics Coach Ashley Lawson was Barke's other hire. Lawson orchestrated a big turnaround in SEMO women's gymnastics during her first two years as head coach.

On Feb. 3, 2017, SEMO formally dedicated Holcomb Success Center. To honor the long-time service and philanthropy of Dr. John and Judy Holcomb, the University named the facility the Holcomb Success Center located in the Student Recreation Center-South. Indoor turf, weights, equipment and lifting platforms were added as part of the renovation at a cost of \$500,000. The facility now has more space and equipment to handle SEMO's larger teams or multiple teams training at the same time. Barke helped secure the Holcombs gift, the largest single cash gift in SEMO Athletics history. Major improvements were also made to the second floor of the building where athletic academic services are housed. This space provides student-athletes with places to study and features a computer lab with 30 work terminals and rooms for group meetings. Staff members assist student-athletes with life skills development, academic advising and academic progress toward degree requirements and NCAA eligibility.

Additional renovations have

been made to the nutrition area that serves as a fueling station for SEMO student-athletes at the Holcomb Success Center.

Fundraising has steadily increased under Barke's direction.

The 2018-19 campaign marked the fifth consecutive year of growth for the Redhawks Club general fund. It is the highest level of giving to the Redhawks Club general fund since 2003-04.

Barke also worked with donors to establish two new endowed scholarships for student-athletes and raised over \$60,000 to support the SEMO football program and summer school scholarships.

More than \$250,000 in pledges for the Redhawks Club unrestricted booster fund has been raised with Barke as Director of Athletics. Over \$200,000 was raised in Sponsorship & Marketing contracts each of the last two years. The 2019-20 season was the sixth-consecutive year of Sponsorship and Marketing revenues.

Barke has worked hard to enhance Redhawks branding around the community. Redhawk banners, S-E! M-O! billboards, Welcome to Redhawk Country and Your Redhawks yard signs are prominently displayed all over Cape Girardeau.

On July 1, 2020, SEMO unveiled refreshed spirit marks, including a new primary logo, wordmark and variations for its 15 athletic programs. The new brand identity will allow SEMO's athletic teams to display consistent logos, lettering and numerals, and is independent of the existing University marks.

Barke created the Redhawks Trivia Night & Auction, a sold out event that generated over \$40,000 in net revenue its first year. In addition, he launched

the Redhawks BRIDGE program which provides student-athletes with both leadership and life skills experiences through interactive programming that will prepare them to be successful in life after athletics.

Barke served as Interim Associate Director of Athletics for Compliance & Student Support Services before being named the Senior Associate to the President and Secretary to the Southeast Missouri State University Board of Regents in 2013.

He began his tenure at Southeast in 2008 as Assistant Director of Athletics for Compliance & Eligibility. Barke previously served as a governance intern with the NCAA national headquarters in Indianapolis, and as a law clerk with the Southern Illinois University-Carbondale Department of Athletics Compliance Office.

Barke has served as a member of the National Association of Athletics Compliance (NAAC), chaired the NAAC Education Committee, and was a member of the NAAC Board of Directors. He has facilitated the NCAA Regional Leadership Academy, and served on both the NCAA Sports Wagering Task Force and the Olympic Sports Liaison Committee.

Barke has a juris doctorate degree from Southern Illinois University School of Law, an MBA from Southeast Missouri State University, and a bachelor of science degree in biology from Webster University. While a student at Webster, Barke was a member of both the basketball and golf teams and was inducted into the Webster Athletic Hall of Fame.

He and his wife, Halley, are parents of three children, Mabrie, Jackson, and Kolbe.





REDHAWK BASEBALL



Nate Saverino
Associate Director of Athletics
External Affairs



Kent Phillips
Coordinator of Facilities &
Event Management



Phillip Lady
Assistant Director of Athletics
Marketing & Engagement



TJ Bartels
Ticket Office Manager



Betsy Wilcox
Coordinator of Student-Athlete
Development




Jeremiah Streeter
Coordinator of Student-Athlete
Development



Brooke Hengst
Coordinator of Student-Athlete
Development



Adam Criblez
Faculty Athletics Representative



Ben Fox
Co-Head Athletic Trainer




Amanda Martin
Co-Head Athletic Trainer



Kristin Jones
Assistant Athletic Trainer




Nathan Harrison
Assistant Athletic Trainer



Ryan Napoli
Strength & Conditioning



Tony Brutofsky
Strength & Conditioning



Brie Johnson
Graduate Assistant
Strength & Conditioning




Corey Fatony
Graduate Assistant
Strength & Conditioning



Barb Kinsey
Administrative Assistant



Billy Hoskins
Cheerleading Coach



Tatianna Parham
Sundancer Coach



Leslie Brooks
Graduate Assistant
Compliance





Brad Korn
Head Men's Basketball
Coach



Keith Pickens
Assistant Men's Basketball Coach



Dustin Yoder
Assistant Men's Basketball Coach



Sam McMahon
Assistant Men's Basketball Coach



Aaron Proctor
Director of Men's Basketball
Operations



Collin Jasper
Graduate Assistant
Men's Basketball



Rekha Patterson
Head Women's
Basketball Coach



Mike Geary
Associate Head Women's
Basketball Coach



Chanté Crutchfield
Assistant Women's
Basketball Coach



Sakellie Daniels
Assistant Women's
Basketball Coach



Courtney Smith
Director of Women's Basketball
Operations




Denisha Gardener
Graduate Assistant
Women's Basketball




Tom Matukewicz
Head Football Coach




Bryce Saia
Assistant Football Coach



Jeremy McDowell
Assistant Football Coach



Matt Martin
Assistant Football Coach



Tyler French
Assistant Football Coach



Ray Smith
Assistant Football Coach



Justin Drudik
Assistant Football Coach



Jerone Williams
Assistant Football Coach







REDHAWK BASEBALL



Jason Onyebuagu
Assistant Football Coach



Andre Crenshaw
Assistant Football Coach




Justin Kramer
Assistant Football Coach



Brett Blackman
Director of Football
Operations



Ashley Lawson
Head Women's
Gymnastics Coach



Andavea Alexander
Assistant Women's
Gymnastics Coach



Heather Nelson
Head Women's Soccer Coach



Paul Nelson
Associate Head Women's
Soccer Coach




Kindra Lierz
Graduate Assistant
Women's Soccer




Mark Redburn
Head Softball Coach



Kristen Jones
Assistant Softball Coach



Matthew Guemmer
Assistant Softball Coach



Mary Beth Gunn
Head Women's Tennis Coach




Eric Crumpecker
Head Track & Field Coach



Ryan Lane
Cross Country Coach
Assistant Track & Field Coach




Danielle Burbage
Assistant Track & Field Coach




Chris Navarro
Assistant Track & Field Coach



Julie Yankus
Head Volleyball Coach



Loni Kreun
Assistant Volleyball Coach



Matt Stolz
Assistant Volleyball Coach





2021



PREVIEW

Southeast Missouri was starting to establish its identity when a global COVID-19 pandemic struck. The Redhawks were 9-8 overall and 2-1 in the Ohio Valley Conference when their 2020 season came to a screeching halt. SEMO has over 60 percent of its roster back from last year and is primed to have a big 2021 campaign.



PREVIEW

OUTLOOK

Southeast Missouri was just getting started when its 2020 season ended 17 games in due to a global COVID-19 pandemic that rocked college athletics.

The Redhawks were 9-8 overall and 2-1 in the Ohio Valley Conference at the time play was cancelled. SEMO heated up to win seven of its final nine contests during its shortened campaign.

SEMO was establishing its identity in the early going of 2020. The Redhawks were making significant strides with their starting pitching, playing excellent defense and reaping the benefits from an offense built around power and speed.

Statistically, the Redhawks concluded competition ranked first in the OVC in batting average (.314), hits (188), triples (9), stolen bases (36) and fielding percentage (.976). SEMO was also second in slugging percentage (.513), on-base

percentage (.404), runs scored (129), RBI (121) and home runs (21). Nationally, the Redhawks were sixth in hits, eighth in triples and 11th in both batting average and slugging percentage.

As the COVID-19 pandemic rages on, the Redhawks must now put their thoughts of what might have been behind them and set their sights on the upcoming 2021 campaign. SEMO's initial preparation started with a productive fall semester.

"We were fortunate to get almost all of our team stuff in during the fall," said Andy Sawyers who begins his fifth year as SEMO's skipper. "We were able to get virtually all but the last four days of our team practices in. I felt like we got a really good evaluation of our personnel and went uninterrupted for the most part. The only thing we didn't get was our traditional one-on-one skill instruction."

If there was any positive that

came from all the uncertainties and challenges brought on by the COVID-19 pandemic right in the middle of SEMO's season last spring, it was that the NCAA Division I Council later decided to allow schools to provide spring-sport student-athletes an additional season of competition and an extension on their period of eligibility. In other words, everyone redshirted.

Over 60 percent of the Redhawks 2020 roster is back. SEMO's 2021 squad consists of 38 players, including 19 returnees, six position starters and three starting pitchers.

When asked to share his overall thoughts on this year's roster, Sawyers had this to say.

"I think our pitching is going to continue to get better. Offensively, we have a lot of weapons. We were one of the top teams in our conference and are working to build on the success we had last spring. Defensively, we led the league in fielding percentage and have the tools to be strong in that area again."

Here is a complete breakdown of the 2021 Redhawks:

Catcher

Sophomores **Wade Stauss (Wildwood, Mo.)** and **Andrew Keck (St. Louis, Mo.)** are among the top catchers in the OVC and it will be fun to see how Sawyers uses them in his lineup again this year.

Stauss started 11 games behind the plate and hit .254 with 13 runs, six doubles, four home runs and 14 RBI last season, while Keck was the Redhawks third-leading hitter with a .400 batting average in six starts at catcher.

Stauss and Keck are similar in a lot of areas and Sawyers loves

all the options the talented duo give him.

"Wade and Andrew will share starting duties," said Sawyers. "With them, I don't feel like we have a No. 1 and a No. 2, but rather a 1a and 1b behind the plate. Because of Andrew's athleticism and versatility, you will probably see more of Wade in that starting catcher role. When Andrew is not catching, he will DH and play left field some."

Stauss is coming off a fall which saw him improve tremendously from a defensive standpoint.

"Wade had an unbelievable fall and was magnificent behind the plate," added Sawyers. "I am proud of his development. He also led us in home runs in the fall."

Last summer, Stauss was among the top three position players in the Carshield Collegiate League where a lot of St. Louis area players get a chance to compete. It was the only summer league that went on in this part of the country during the pandemic.

Infield

Starters **Tyler Wilber (Los Alamitos, Calif.)**, **Connor Basler (Ste. Genevieve, Mo.)** and **Austin Blazevec (Plainfield, Ill.)** are all back on SEMO's infield.

Wilber (shortstop) and Basler (second base) return up the middle and Blazevec is back at first base.

Wilber, a First-Team All-OVC selection in 2019, rounded out his quick 2020 campaign rated among D1 Baseball's top 40 junior hitters. He is the Redhawks top returning hitter after boasting a .406 clip a year ago.





Wilber led his conference in runs scored (26) and ranked second in doubles (9), total bases (48) and total plate appearances (85). He chose to remain at SEMO after turning down free agent offers from a couple of different professional teams last summer.

"I think Tyler is the best offensive player in the OVC and we are very fortunate to have him back," commented Sawyers.

Basler made 16 starts, including eight at both second and third base in 2020. He scored 11 runs, had six RBI and was a perfect 3-of-3 in stolen bases.

"Connor is our best baserunner and really knows how to play the game," said Sawyers. "He is a good defender and instinctive player."

Combined, Wilber and Basler have played in 250 games, logged 245 starts and accumulated 189 runs scored, 257 hits, 54 doubles, seven triples, five home runs, 113 RBI, 125 walks and 46 stolen bases as one of the more experienced middle infield tandems in the OVC.

Blazevic started 16 games at first base, hitting .266 with eight runs scored, two doubles and 12 RBI. He reached base in his last 15 games and wrapped up the 2020 season on a five-game hitting streak.

"Austin was our top hitter with runners in scoring position. He has grown into a verbal leader who is playing with a lot of confidence," quoted Sawyers.

"Austin was already a fifth-year senior and now he gets that extra sixth year due to COVID."

Freshman **Peyton Leeper (Mokane, Mo.)** is expected to fill out the infield as SEMO's starting third baseman.

Leeper played in 12 games and made three starts at the hot corner last spring. He started at third on opening day in 2020.

"Peyton is skilled and can flat out defend," said Sawyers. "He has the ability to play shortstop too if the need arises."

Freshman **Lincoln Andrews (Canon City, Colo.)** will challenge Blazevic at first and sophomore **Danny Sperling (Wauconda, Ill.)** will battle for playing time at second base.

Andrews, like Leeper, was in the opening day lineup a year ago.

Sperling joins the Redhawks from McHenry County College, where he played the last two seasons.

Outfield

Senior **Danny Wright (Dardenne Prairie, Mo.)** is SEMO's only returning starter in the outfield.

In 2020, Wright started all 17 games in center field, hitting .359 with 12 runs scored, four doubles, a triple, two home runs and 16 RBI. He tied for first in the OVC in hits (29) and concluded the season on an eight-game hitting streak.

"Danny will again be our starting center fielder. He has played every day since he's been on campus," said Sawyers.

At the corner outfield spots, the Redhawks lost starters Justin Dirden in right field and Caleb Feuerstake in left. Dirden signed as an undrafted free agent with the Houston Astros following the 2020 campaign.

Keck, freshman **Noah Jacobsen (Potosi, Mo.)** and sophomore **Jevon Mason (West Des Moines, Iowa)** are the leading candidates for those positions.

Jacobsen initially joined the



team as an infielder and did not see action last season.

Mason played two years at Iowa Western Community College. He wrapped up his junior college career hitting .353 with 24 runs scored, 24 hits, six doubles, one home run and 16 RBI in 24 games a year ago.

"Noah is a big and physical kid. He covers a lot of ground and can play either of the two corner outfield spots. Jevon knows how to hit with two strikes, has excellent speed and can drive runners in," said Sawyers.

Sophomores **Braxton Zivic (Magnolia, Del.)** and **Brett Graber (Sacramento, Calif.)**, and freshmen **Ty Stauss (Wildwood, Mo.)**, **Ryan Malzahn (O'Fallon, Mo.)** and **Adonis Forte (Omaha, Neb.)** round out the outfielders.

Zivic played two years at Rend Lake College and boasted a .444 on-base percentage and .846 slugging percentage during

his final year there in 2020.

Graber, also a transfer, comes to SEMO from Cosumnes River College. He started 20 games and scored 18 runs, had 27 hits, posted four doubles, smacked two home runs and finished with 15 RBI last season. Graber will back up Wright in center.

Stauss, the younger brother of catcher Wade Stauss, also has the potential to make an immediate impact. A gifted left-handed hitter, Stauss concluded his prep career at Lafayette High School hitting .354 with 25 runs, seven doubles, a team-high six triples, four home runs and 19 RBI.

Malzahn attended Living Word Christian High School, where he was a two-time First-Team All-Conference and All-District performer.

Meanwhile, Forte, who is out of Omaha Central High School, will likely redshirt.





PREVIEW

OUTLOOK

Pitching

Left-handers **Dylan Dodd (Danville, Ill.)** and **Noah Niznik (St. Louis, Mo.)**, and right-hander **Collin Wilma (Tinley Park, Ill.)** are back as SEMO's weekend starters.

Dodd started all four of his appearances and fashioned a 2-1 record with a team-best 3.38 ERA among starting pitchers last season. He led the team with 36 strikeouts and 26.2 innings, and allowed just seven walks. Three weeks into the 2020 season, Dodd was named one of Collegiate Baseball's National Pitchers of the Week after striking out 15 in a win over Ohio.

Niznik, SEMO's number two starter, posted a 3-0 record and 3.52 ERA with 15 strikeouts in 23 innings a year ago. He ranked second behind Dodd in strikeouts, ERA and innings pitched to go along with his team-best three victories.

Wilma is projected to be at

the No. 3 spot in the rotation after going 1-0 with 19 strikeouts in 18.1 innings over four games and three starts last season.

"I think we have the best three starters in our conference," said Sawyers. "While our starting pitching has improved significantly, the thing I'm even more excited about is that we have a chance to have some stuff at the end of games."

The one weakness of SEMO's 2020 club was its bullpen and the Redhawks have a nice blend of pitchers that can shore things up in that area.

Probably the biggest arms out of the bullpen this year include newcomer **Branden McCabe (RHP, Boynton, Fla.)** and returnees **Austin Williams (RHP, Judsonia, Ark.)** and **Ryan Vogt (Ava, Ill.)**.

McCabe was at Rend Lake College in 2020, but initially committed to Miami (Fla.) before later committing to LSU. He is a low to mid-90s pitcher with a

good breaking ball.

Williams and Vogt did not see action last season, but have the potential to be impact relievers.

Fellow returnee **Bryce Grossius (RHP, St. Louis, Mo.)** is another who continues to get better.

Grossius was consistently hitting 92-93 mph in the fall. He made seven relief appearances for the Redhawks in 2020.

"These four guys have above average stuff and I feel much better about our bullpen heading into this season," commented Sawyers. "I thought our bullpen was the difference last year."

Sophomore **Blake Cisneros (Fenton, Mo.)** also looked good in the fall after striking out 11 in seven games out of the pen last season.

Freshman left-hander **Jon Sawyers (Chesapeake, Va.)**, freshman right-hander **Kyle Miller (Eureka, Mo.)** and sophomore left-hander **Josh Hoffmann (Ballwin, Mo.)** strengthen the bullpen.

If the season were to start today, Sawyers would be SEMO's midweek starter and pitch in the weekend rotation during a four-game series. He struck out 17 in two relief appearances at Rend Lake College a year ago.

Miller did not pitch at Eureka High School in 2020 due to COVID-19 guidelines.

Hoffmann was at Southeastern Community College in West Burlington, Iowa for the last two seasons. He pitched in seven games as a reliever in 2020.

In terms of a closer, Sawyers, without a doubt, said it will either be Williams, McCabe or Grossius. "Each one has the

ability to be a good closer in the OVC," Sawyers said.

Jeb Callaghan (LHP, Yakima, Wash.), Rance Pittman (RHP, West Linn, Ore.), Joseph Karall (RHP, St. Albert, Alberta, Canada), Fischer Rausch (RHP, St. Louis, Mo.), Anthony Klein (RHP, St. Louis, Mo.), Connery O'Donnell (RHP, Milliken, Colo.), Joey Kossina (LHP, Belleville, Ill.), Hunter Ralls (RHP, Anna, Ill.), Hayden Malenfant (RHP, Whitby, Ontario), Matt Perego (RHP, Ballwin, Mo.) and **Noah Stone (RHP, St. Louis, Mo.)** complete the pitching staff.

Coaching Additions

SEMO baseball great Trevor Ezell and former Rend Lake College assistant Drew Millwood join the Redhawks coaching staff this season.

Ezell is the team's Director of Offensive Player Development and Millwood is Director of Analytics. Both will handle various administrative duties and assist with stat compilation, analytical breakdown, video analysis and scouting.

A native of Bryant, Arkansas, Ezell returns to Cape Girardeau following a two-year stint in Minor League Baseball. He was signed by the Tampa Bay Rays during the summer of 2019 after making a trip to the College World Series at the University of Arkansas.

Ezell wrapped up his college career with the Razorbacks after spending four years at SEMO. He earned both First-Team and Second-Team All-Ohio Valley Conference honors. Ezell started 181 games and accumulated 251 hits, 194 runs, 128 RBI, 48 stolen bases and 45 doubles in his career. He also hit .336, boasted





a .495 slugging percentage and held a .967 fielding percentage during his time as a Redhawk.

"Trevor is a unique young man and he is such a high functioning human being," said Sawyers. "He's a great guy to have back in our program and it's amazing how much respect and credibility he has in our locker room."

Millwood worked as an assistant coach at Rend Lake College. He was responsible for the hitters and was the Warriors recruiting coordinator. His only season at Rend Lake was cut short due to COVID-19.

Before Rend Lake College, Millwood was both Head Coach and Athletic Director at Wayne City High School and was Head Baseball Coach at Webber Township High school. He helped grow and develop the baseball team and enhanced the overall athletic programming for both schools in those roles.

Millwood first started coaching when he was the owner and operator of one of the largest sports training facilities in Southern Illinois. While in that position, he worked with a diverse population of athletes ranging from kids and weekend warriors to Division I collegiate athletes and Cross-Fit and OCR competitors.

"We are excited to welcome Drew to our Redhawk Family," commented Sawyers. "Drew's relational skills are outstanding and he is an excellent communicator."

2021 Schedule

Southeast Missouri has 51 games scheduled with 25 at Capaha Field this upcoming 2021 season.

SEMO starts the spring at home with a four-game series against Milwaukee on Feb. 19-21.

The Redhawks head to Southeastern Conference power Arkansas (Feb. 25-28) for a four-game set the following week. The Razorbacks made the College World Series in each of the 2018 and 19 campaigns.


SEMO's other two non-conference series will be at home vs. Illinois State (Mar. 5-7) and at Missouri State (Apr. 23-25). Both of those series will consist of four games, as well.

As far as midweek games go, SEMO will visit Saint Louis (Mar. 16), UT Martin (Apr. 13) and Austin Peay (Apr. 28), and host longtime rival Southern Illinois (Mar. 23) and Missouri State (Mar. 30). SEMO's midweek matchups with fellow Ohio Valley Conference schools UT Martin and Austin Peay will not count toward the league schedule.

SEMO will play a 30-game OVC slate. Each three-game series will be played over two days with a single game on Friday and a doubleheader on Saturday with the exception of the Redhawks home series with UT Martin (May 20-21) which will be contested on Thursday and Friday.

In addition to UT Martin, Austin Peay (Mar. 19-20), Jacksonville State (Apr. 2-3), Tennessee Tech (Apr. 16-17) and Eastern Kentucky (May 7-8) come to Cape Girardeau this year.

Meanwhile, the Redhawks



road series in conference play are at SIU Edwardsville (Mar. 12-13), Eastern Illinois (Mar. 26-27), Murray State (Apr. 9-10), Belmont (Apr. 30-May 1) and Morehead State (May 14-15).

The Redhawks will open OVC play on the road at SIUE.

Redhawks Fifth in OVC Preseason Poll

Southeast Missouri was picked to finish fifth in the 2021 Ohio Valley Conference Preseason Poll selected by OVC Head Baseball Coaches and Communications Directors.

SEMO received one first-place vote and a total of 131 points in the balloting.

Belmont is this year's preseason favorite with 188 points and 14 of the possible 22 first-place votes.

Jacksonville State (176 points), Murray State (136 points) and Austin Peay (132

points) were also selected ahead of SEMO.

Eastern Kentucky (117 points), SIU Edwardsville (78 points), Eastern Illinois (73 points), Morehead State (67 points), Tennessee Tech (66 points) and UT Martin (45 points) completed this year's poll.

Shortstop Tyler Wilber and pitcher Dylan Dodd landed a spot on this year's 16-member Preseason All-OVC Team.

In 2019, Wilber hit a team-high .383 with 80 hits, 43 runs, 19 doubles and 40 RBI, while Dodd went 4-5 with 77 strikeouts in 76 innings over 14 starts.

Tennessee Tech outfielder Jason Hinchman was tabbed Preseason OVC Player of the Year and Belmont right-hander Joshua South was selected Preseason OVC Pitcher of the Year.





PREVIEW

NUMERICAL ROSTER

No.	Name	Pos.	Ht.	Wt.	Cl.	B/T	Hometown (High School/College)
00	Jeb Callaghan	LHP	6-1	222	Jr.	L/L	Yakima, Wash. (Naches Valley/George Washington)
1	Jevon Mason	OF	5-11	202	So.	R/R	West Des Moines, Iowa (West Des Moines Valley/Iowa Western CC)
2	Connor Basler	INF	6-1	183	Sr.	R/R	Ste. Genevieve, Mo. (Valle Catholic)
4	Braxton Zivic	OF	5-9	183	So.	R/R	Magnolia, Del. (Atlantic Shores Christian/Rend Lake College)
5	Noah Jacobsen	OF	6-1	200	Fr.	R/R	Potosi, Mo. (Potosi)
7	Kyle Miller	RHP	6-2	210	Fr.	R/R	Eureka, Mo. (Eureka)
8	Ty Stauss	UT	5-10	190	Fr.	L/R	Wildwood, Mo. (Lafayette)
9	Tyler Wilber	INF	6-3	225	Jr.	R/R	Los Alamitos, Calif. (Los Alamitos/Long Beach City College)
10	Lincoln Andrews	INF	6-4	228	Fr.	L/R	Canon City, Colo. (Canon City)
11	Rance Pittman	RHP	6-1	196	Jr.	R/R	West Linn, Ore. (West Linn/Lower Columbia College)
12	Andrew Keck	C	6-3	220	So.	R/R	St. Louis, Mo. (St. John Vianney)
13	Wade Stauss	C	6-2	225	R-So.	L/R	Wildwood, Mo. (Lafayette)
14	Danny Sperling	INF	6-1	188	So.	L/R	Wauconda, Ill. (Wauconda/McHenry County College)
15	Joseph Karall	RHP	6-2	218	So.	R/R	St. Albert, Alberta, Canada (Bellerose Composite/Cloud County CC)
16	Peyton Leeper	UT	5-11	200	Fr.	S/R	Mokane, Mo. (South Callaway)
17	Jon Sawyers	LHP	6-0	183	Fr.	L/L	Chesapeake, Va. (Atlantic Shores Christian/Rend Lake College)
18	Noah Niznik	LHP	5-11	196	So.	L/L	St. Louis, Mo. (St. John Vianney)
19	Danny Wright	OF	5-11	180	Sr.	S/R	Dardenne Prairie, Mo. (Fort Zumwalt West)
20	Ryan Vogt	RHP	6-4	220	So.	R/R	Ava, Ill. (Trico/McKendree University)
21	Josh Hoffmann	LHP	5-10	200	So.	L/L	Ballwin, Mo. (Parkway South/Southeastern CC (IA)
22	Austin Blazevec	INF	6-2	203	Sr.	L/R	Plainfield, Ill. (Plainfield Central/Kaskaskia College)
23	Brett Graber	OF	6-0	190	So.	R/R	Sacramento, Calif. (Capital Christian School/Cosumnes River College)
24	Fischer Rausch	RHP	6-5	237	Fr.	R/R	St. Louis, Mo. (Valley Park)
25	Dylan Dodd	LHP	6-3	210	Sr.	L/L	Danville, Ill. (Bismarck-Henning/Kankakee CC)
26	Collin Wilma	RHP	6-4	190	Fr.	R/R	Tinley Park, Ill. (Tinley Park)
27	Austin Williams	RHP	6-3	210	Jr.	R/R	Judsonia, Ark. (White County Central/Three Rivers CC)
28	Anthony Klein	RHP	6-1	225	Fr.	R/R	St. Louis, Mo. (Parkway Central)
30	Adonis Forte	OF	5-11	182	Fr.	L/L	Omaha, Neb. (Omaha Central)
31	Blake Cisneros	LHP	6-1	208	So.	L/L	Fenton, Mo. (Rockwood Summit)
32	Connery O'Donnell	RHP	6-3	212	So.	R/R	Milliken, Colo. (Roosevelt/Garden City CC)
33	Bryce Grossius	RHP	6-1	210	So.	R/R	St. Louis, Mo. (St. Mary's)
34	Brandon McCabe	RHP	6-0	215	So.	R/R	Boynton, Fla. (Trinity Christian Adademy/Rend Lake College)
35	Ryan Malzahn	OF	6-4	203	Fr.	R/R	O'Fallon, Mo. (Living Word Christian)
36	Joey Kossina	LHP	6-2	203	Fr.	L/L	Belleville, Ill. (Belleville West)
37	Hunter Ralls	RHP	6-3	190	So.	R/R	Anna, Ill. (Jonesboro)
38	Hayden Malenfant	RHP	6-2	197	Jr.	R/R	Whitby, Ontario (Sinclair Secondary/Southeastern CC (IA)
44	Matt Perego	RHP	6-7	252	So.	R/R	Ballwin, Mo. (Parkway West/John A. Logan College)
55	Noah Stone	RHP	6-8	283	So.	R/R	St. Louis, Mo. (Lutheran South/Three Rivers CC)

Coaches & Staff

- 3 Andy Sawyers, Head Coach (Fifth Year)
- 35 Matthew Kinney, Assistant Coach (Fourth Year)
- 6 Michael Cavazos, Volunteer Assistant (Second Year)
- Trevor Ezell, Director of Offensive Player Development (First Year)
- Drew Millwood, Director of Analytics (First Year)
- Brian Robbette, Strength & Conditioning
- Mike Patke, Athletic Trainer
- Connor Rooney, Manager
- Connor Martin, Manager
- Ben Kouba, Manager
- Evan Gray, Manager

Pronunciations

- Connor Basler BOZ-ler
- Austin Blazevec blaze-uh-vick
- Jeb Callaghan callahan (g is silent)
- Blake Cisneros sis-narrows
- Adonis Forte for-TAY
- Bryce Grossius grocius (like grocery)
- Joseph Karall carroll
- Joey Kossina CUSS-ee-nuh
- Jevon Mason JUH-von
- Noah Niznik nez-nick
- Matt Perego purr-ay-go
- Ty Stauss stauss (sounds like house)
- Wade Stauss stauss (sounds like house)
- Ryan Vogt vogue



ALPHABETICAL ROSTER

PREVIEW



No.	Name	Pos.	Ht.	Wt.	Cl.	B/T	Hometown (High School/College)
10	Lincoln Andrews	INF	6-4	228	Fr.	L/R	Canon City, Colo. (Canon City)
2	Connor Basler	INF	6-1	183	Sr.	R/R	Ste. Genevieve, Mo. (Valle Catholic)
22	Austin Blazevec	INF	6-2	203	Sr.	L/R	Plainfield, Ill. (Plainfield Central/Kaskaskia College)
00	Jeb Callaghan	LHP	6-1	222	Jr.	L/L	Yakima, Wash. (Naches Valley/George Washington)
31	Blake Cisneros	LHP	6-1	208	So.	L/L	Fenton, Mo. (Rockwood Summit)
25	Dylan Dodd	LHP	6-3	210	Sr.	L/L	Danville, Ill. (Bismarck-Henning/Kankakee CC)
30	Adonis Forte	OF	5-11	182	Fr.	L/L	Omaha, Neb. (Omaha Central)
23	Brett Graber	OF	6-0	190	So.	R/R	Sacramento, Calif. (Capital Christian School/Cosumnes River College)
33	Bryce Grossius	RHP	6-1	210	So.	R/R	St. Louis, Mo. (St. Mary's)
21	Josh Hoffmann	LHP	5-10	200	So.	L/L	Ballwin, Mo. (Parkway South/Southeastern CC (IA)
5	Noah Jacobsen	OF	6-1	200	Fr.	R/R	Potosi, Mo. (Potosi)
15	Joseph Karall	RHP	6-2	218	So.	R/R	St. Albert, Alberta, Canada (Bellerose Composite/Cloud County CC)
12	Andrew Keck	C	6-3	220	So.	R/R	St. Louis, Mo. (St. John Vianney)
28	Anthony Klein	RHP	6-1	225	Fr.	R/R	St. Louis, Mo. (Parkway Central)
36	Joey Kossina	LHP	6-2	203	Fr.	L/L	Belleville, Ill. (Belleville West)
16	Peyton Leeper	UT	5-11	200	Fr.	S/R	Mokane, Mo. (South Callaway)
38	Hayden Malenfant	RHP	6-2	197	Jr.	R/R	Whitby, Ontario (Sinclair Secondary/Southeastern CC (IA)
35	Ryan Malzahn	OF	6-4	203	Fr.	R/R	O'Fallon, Mo. (Living Word Christian)
1	Jevon Mason	OF	5-11	202	So.	R/R	West Des Moines, Iowa (West Des Moines Valley/Iowa Western CC)
34	Brandon McCabe	RHP	6-0	215	So.	R/R	Boynton, Fla. (Trinity Christian Adademy/Rend Lake College)
7	Kyle Miller	RHP	6-2	210	Fr.	R/R	Eureka, Mo. (Eureka)
18	Noah Niznik	LHP	5-11	196	So.	L/L	St. Louis, Mo. (St. John Vianney)
32	Connery O'Donnell	RHP	6-3	212	So.	R/R	Milliken, Colo. (Roosevelt/Garden City CC)
44	Matt Perego	RHP	6-7	252	So.	R/R	Ballwin, Mo. (Parkway West/John A. Logan College)
11	Rance Pittman	RHP	6-1	196	Jr.	R/R	West Linn, Ore. (West Linn/Lower Columbia College)
37	Hunter Ralls	RHP	6-3	190	So.	R/R	Anna, Ill. (Jonesboro)
24	Fischer Rausch	RHP	6-5	237	Fr.	R/R	St. Louis, Mo. (Valley Park)
17	Jon Sawyers	LHP	6-0	183	Fr.	L/L	Chesapeake, Va. (Atlantic Shores Christian/Rend Lake College)
14	Danny Sperling	INF	6-1	188	So.	L/R	Wauconda, Ill. (Wauconda/McHenry County College)
8	Ty Stauss	UT	5-10	190	Fr.	L/R	Wildwood, Mo. (Lafayette)
13	Wade Stauss	C	6-2	225	R-So.	L/R	Wildwood, Mo. (Lafayette)
55	Noah Stone	RHP	6-8	283	So.	R/R	St. Louis, Mo. (Lutheran South/Three Rivers CC)
20	Ryan Vogt	RHP	6-4	220	So.	R/R	Ava, Ill. (Trico/McKendree University)
9	Tyler Wilber	INF	6-3	225	Jr.	R/R	Los Alamitos, Calif. (Los Alamitos/Long Beach City College)
27	Austin Williams	RHP	6-3	210	Jr.	R/R	Judsonia, Ark. (White County Central/Three Rivers CC)
26	Collin Wilma	RHP	6-4	190	Fr.	R/R	Tinley Park, Ill. (Tinley Park)
19	Danny Wright	OF	5-11	180	Sr.	S/R	Dardenne Prairie, Mo. (Fort Zumwalt West)
4	Braxton Zivic	OF	5-9	183	So.	R/R	Magnolia, Del. (Atlantic Shores Christian/Rend Lake College)

Roster Breakdown


Total Squad Members	38
Seniors	4
Juniors	5
Sophomores	17
Freshmen	12
Newcomers	19
Position Starters Returning/Lost	6/3
Starting Pitchers Returning/Lost	3/1





PREVIEW

RADIO/TV ROSTER



00

Jeb Callaghan

LHP / 6-1 / 222 / Jr. / L/L
Yakima, Wash.



1

Jevon Mason

OF / 5-11 / 202 / So. / R/R
West Des Moines, Iowa



2

Connor Basler


INF / 6-1 / 183 / Sr. / R/R
Ste. Genevieve, Mo.



4

Braxton Zivic


OF / 5-9 / 183 / So. / R/R
Magnolia, Del.



5

Noah Jacobsen

OF / 6-1 / 200 / Fr. / R/R
Potosi, Mo.



7

Kyle Miller

RHP / 6-2 / 210 / Fr. / R/R
Eureka, Mo.



8

Ty Stauss


UT / 5-10 / 190 / Fr. / L/R
Wildwood, Mo.



9

Tyler Wilber

INF / 6-3 / 225 / Jr. / R/R
Los Alamitos, Calif.



10

Lincoln Andrews

INF / 6-4 / 228 / Fr. / L/R
Canon City, Colo.



11

Rance Pittman

RHP / 6-1 / 196 / Jr. / R/R
West Linn, Ore.



12

Andrew Keck


C / 6-3 / 220 / So. / R/R
St. Louis, Mo.



13

Wade Stauss


C / 6-2 / 225 / R-So. / L/R
Wildwood, Mo.



14

Danny Sperling


INF / 6-1 / 188 / So. / L/R
Wauconda, Ill.



15

Joseph Karall


RHP / 6-2 / 218 / So. / R/R
St. Albert, Alberta, Canada



16

Peyton Leeper


UT / 5-11 / 200 / Fr. / S/R
Mokane, Mo.



17

Jon Sawyers

LHP / 6-0 / 183 / Fr. / L/L
Magnolia, Del.



18

Noah Niznik


LHP / 5-11 / 196 / So. / L/R
St. Louis, Mo.



19

Danny Wright


OF / 5-11 / 180 / Sr. / S/R
Dardenne Prairie, Mo.



20

Ryan Vogt


RHP / 6-4 / 220 / So. / R/R
Ava, Ill.



21

Josh Hoffmann


LHP / 5-10 / 200 / So. / L/L
Ballwin, Mo.



22

Austin Blazevec

INF / 6-2 / 203 / Sr. / L/R
Plainfield, Ill.



23

Brett Graber


OF / 6-0 / 190 / So. / R/R
Sacramento, Calif.



24

Fischer Rausch

RHP / 6-5 / 237 / Fr. / R/R
St. Louis, Mo.



25

Dylan Dodd

LHP / 6-3 / 210 / Sr. / L/L
Danville, Ill.



26

Collin Wilma

RHP / 6-4 / 190 / Fr. / R/R
Tinley Park, Ill.




RADIO/TV ROSTER

PREVIEW



OVC TOURNAMENT CHAMPIONS • 1998 • 2002 • 2016 // NCAA TOURNAMENT • 1998 • 2002 • 2016



27

Austin Williams
RHP / 6-3 / 210 / Jr. / R/R
Judsonia, Ark.




28

Anthony Klein
RHP / 6-1 / 225 / Fr. / R/R
St. Louis, Mo.




30

Adonis Forte
OF / 5-11 / 182 / Fr. / L/L
Omaha, Neb.



31

Blake Cisneros
LHP / 6-1 / 208 / So. / L/L
Fenton, Mo.




32

Connery O'Donnell
RHP / 6-3 / 212 / So. / R/R
Milliken, Colo.




33

Bryce Grossius
RHP / 6-1 / 210 / So. / R/R
St. Louis, Mo.




34

Brandon McCabe
RHP / 6-0 / 215 / So. / R/R
Boynton, Fla.




35

Ryan Malzahn
OF / 6-4 / 203 / Fr. / R/R
O'Fallon, Mo.



36

Joey Kossina
LHP / 6-2 / 203 / Fr. / L/L
Belleville, Ill.



37

Hunter Ralls
RHP / 6-3 / 190 / So. / R/R
Anna, Ill.



38

Hayden Malenfant
RHP / 6-2 / 197 / Jr. / R/R
Whitby, Ontario



44

Matt Perego
RHP / 6-7 / 252 / So. / R/R
Ballwin, Mo.



55

Noah Stone
RHP / 6-8 / 283 / So. / R/R
St. Louis, Mo.



3

Andy Sawyers
Head Coach
Fifth Year




35

Matthew Kinney
Assistant Coach
Fourth Year




6

Michael Cavazos
Volunteer Assistant
Second Year



Trevor Ezell
Director of Offensive Player
Development / First Year



Drew Millwood
Director of Analytics
First Year




Connor Rooney
Manager



Connor Martin
Manager




Ben Kouba
Manager



Evan Gray
Manager



Mike Patke
Athletic Trainer



Brian Robbett
Strength & Conditioning

FOLLOW THE REDHAWKS AT GOSOUTHEAST.COM





PREVIEW

SCHEDULE

<u>Date</u>	<u>Opponent</u>	<u>Location</u>	<u>Time</u>
Friday, Feb. 19	at South Alabama	Mobile, Ala.	3 p.m.
Saturday, Feb. 20	at South Alabama	Mobile, Ala.	2 p.m.
Sunday, Feb. 21	at South Alabama	Mobile, Ala.	1 p.m.
Thursday, Feb. 25	at Arkansas	Fayetteville, Ark.	3 p.m.
Friday, Feb. 26	at Arkansas	Fayetteville, Ark.	3 p.m.
Saturday, Feb. 27	at Arkansas	Fayetteville, Ark.	3 p.m.
Sunday, Feb. 28	at Arkansas	Fayetteville, Ark.	1 p.m.
Friday, Mar. 5	Illinois State	Cape Girardeau, Mo.	3 p.m.
Saturday, Mar. 6	Illinois State (DH)	Cape Girardeau, Mo.	12 p.m.
Sunday, Mar. 7	Illinois State	Cape Girardeau, Mo.	1 p.m.
Friday, Mar. 12	at SIU Edwardsville*	Edwardsville, Ill.	4 p.m.
Saturday, Mar. 13	at SIU Edwardsville* (DH)	Edwardsville, Ill.	1 p.m.
Tuesday, Mar. 16	at Saint Louis	St. Louis, Mo.	3 p.m.
Friday, Mar. 19	Austin Peay*	Cape Girardeau, Mo.	5 p.m.
Saturday, Mar. 20	Austin Peay* (DH)	Cape Girardeau, Mo.	2 p.m.
Tuesday, Mar. 23	Southern Illinois	Cape Girardeau, Mo.	5 p.m.
Friday, Mar. 26	at Eastern Illinois*	Charleston, Ill.	3 p.m.
Saturday, Mar. 27	at Eastern Illinois* (DH)	Charleston, Ill.	11:30 a.m.
Tuesday, Mar. 30	Missouri State	Cape Girardeau, Mo.	5 p.m.
Friday, Apr. 2	Jacksonville State*	Cape Girardeau, Mo.	5 p.m.
Saturday, Apr. 3	Jacksonville State* (DH)	Cape Girardeau, Mo.	2 p.m.
Friday, Apr. 9	at Murray State*	Murray, Ky.	5 p.m.
Saturday, Apr. 10	at Murray State* (DH)	Murray, Ky.	2 p.m.
Tuesday, Apr. 13	at UT Martin	Martin, Tenn.	5 p.m.
Friday, Apr. 16	Tennessee Tech*	Cape Girardeau, Mo.	5 p.m.
Saturday, Apr. 17	Tennessee Tech* (DH)	Cape Girardeau, Mo.	2 p.m.
Friday, Apr. 23	at Missouri State	Springfield, Mo.	6:30 p.m.
Saturday, Apr. 24	at Missouri State (DH)	Springfield, Mo.	1 p.m.
Sunday, Apr. 25	at Missouri State	Springfield, Mo.	1 p.m.
Wednesday, Apr. 28	at Austin Peay	Clarksville, Tenn.	3 p.m.
Friday, Apr. 30	at Belmont*	Nashville, Tenn.	4 p.m.
Saturday, May 1	at Belmont* (DH)	Nashville, Tenn.	1 p.m.
Friday, May 7	Eastern Kentucky*	Cape Girardeau, Mo.	5 p.m.
Saturday, May 8	Eastern Kentucky* (DH)	Cape Girardeau, Mo.	2 p.m.
Friday, May 14	at Morehead State*	Morehead, Ky.	1 p.m.
Saturday, May 15	at Morehead State* (DH)	Morehead, Ky.	1 p.m.
Thursday, May 20	UT Martin*	Cape Girardeau, Mo.	5 p.m.
Friday, May 21	UT Martin* (DH)	Cape Girardeau, Mo.	2 p.m.
Wed.-Sun., May 25-30	OVC Tournament	TBA	TBA

All Times Central and Subject to Change

All Games Broadcast Live on ESPN 93.5 FM & 1220 AM

Home Games in **Bold** * Denotes Ohio Valley Conference Game





2021




COACHES

Andy Sawyers has coached in eight NCAA Regionals, two NCAA Super Regionals and two College World Series during his two decades coaching college baseball. Sawyers begins his fifth year as Southeast Missouri's head coach.



COACHES



ANDY SAWYERS

HEAD COACH

FIFTH YEAR // NEBRASKA, 1998

Andy Sawyers enters his fifth year as Southeast Missouri's head coach in 2021.

SEMO had an overall record of 9-8 and a 2-1 mark in Ohio Valley Conference play when its 2020 season was abruptly cut short due to a global COVID-19 pandemic. The Redhawks heated up to win seven of nine contests prior to the end of competition.

The Redhawks led the OVC in batting average (.314), hits (188), triples (9), plate appearances (707), at-bats (598), hit by pitch (26), stolen bases (36), fewest walks allowed (54) and fielding percentage (.976), and rated second in slugging percentage (.503), on-base percentage (.404), runs (129), RBI (121) and home runs (21) at the time their 2020 campaign came to a close. SEMO also ranked among the top 10 teams in the nation in hits

(6th) and triples (8th).

Individually, Justin Dirden led the conference in slugging percentage (.900), RBI (26), home runs (9), hits (29), total bases (63) and stolen bases (9) before signing as an undrafted free agent with the Houston Astros.

Shortstop Tyler Wilber topped the OVC in runs (26) and center fielder Danny Wright tied a league-high with 29 hits when play was suspended.

Pitching wise, left-handers Dylan Dodd (2-1, 36 Ks) and Noah Niznik (3-0, 15 Ks) were a combined 5-1 with 51 strikeouts and two complete game shutouts through four starts in 2020.

Nineteen returnees are back for Sawyers to mentor again this spring as the Redhawks return over 60 percent of last year's roster.

None of those players lost any

eligibility after the COVID-19 pandemic influenced the NCAA Division I Council's decision to allow schools to provide spring-sport student-athletes an additional season of competition and an extension on their period of eligibility.

Before they took the field last spring, the Redhawks ushered in a state-of-the-art hitting facility adjacent to Capaha Field. The 4,000-square foot facility can fit up to four batting cages and is equipped with portable pitching mounds. It also had HitTrax Rapsodo technology which is used to enhance overall player performance through real-time stats and performance metrics.

In Sawyers' last full season of competition, SEMO went 23-32 during an injury-riddled 2019 campaign. The Redhawks played without five of their position starters for much of the season.

Despite the misfortune with injuries, SEMO had a pair of All-OVC performers in Wilber and Niznik.

A First-Team selection, Wilber led the OVC with a .383 batting average and was the Redhawks leader in hits (80) doubles (19), triples (3), RBI (40), slugging percentage (.531) and on-base percentage (.480).

Niznik, who landed a spot on the All-Newcomer Team, started 13 games as a freshman. He led the team with a 3.63 ERA, ranked second in innings (62) and third in both strikeouts (49) and wins (3).

The year before that, Sawyers guided the 2018 squad to the program's 13th consecutive OVC Tournament berth as the Redhawks finished 27-30 overall and second in the conference with a 20-10 record.

That team produced three First-Team All-OVC performers,





including Carlos Vega, Trevor Ezell and Dirden.

Sawyers was hired as the sixth head coach in program history on July 29, 2016.

In his first year as an NCAA Division I head coach in 2017, Sawyers led the Redhawks to a winning season (29-26 overall, 16-14 OVC). He also picked up his first career OVC Tournament win along the way.

First-Team pick Dan Holst, Second-Team selections Brian Lees, Chris Osborne, Justin Murphy and Clay Chandler, and All-Newcomer Team member Danny Wright formed a group of six All-OVC players in Sawyers' debut season as a Division I head coach.

In all, Sawyers has two decades worth of collegiate coaching experience.

Prior to arriving in Cape Girardeau, he worked two seasons as the Associate Head Coach/Offensive Coordinator at Big 12 Conference member Kansas State. There, Sawyers oversaw the hitters and catchers, while helping coordinate recruiting efforts.

Sawyers has coached in two College World Series, two NCAA Super Regionals and eight NCAA Tournaments during his coaching tenure. He has mentored 39 Major League Baseball draft picks, including two first-round selections and eight top-10 round picks.

The Wildcats ranked fourth in the Big 12 offensively with a .284 team batting average in 2016. K-State's offense registered a .400 slugging percentage and .372 on-base percentage, scored 335 runs, had 550 hits, belted 100 doubles, notched 17 triples, and finished with 30 home runs

and 300 RBI.

Sawyers coached freshman Josh Rolette who garnered Louisville Slugger Freshman All-American honors in 2016. He also helped mentor Jake Scudder who was named Big 12 Newcomer of the Year. The Wildcats had three student-athletes on the All-Big 12 Teams that season.

The 2015 and 2016 campaigns were Sawyers' second stint at K-State.

He previously served as an assistant coach for the Wildcats in 2009 and 2010. Sawyers helped lead K-State to an 80-30-1 record and the first two NCAA Regional appearances in school history over that span.

The 2009 season was a year of power for the Wildcats under Sawyers. The team hit 22 triples and 58 home runs, most in both categories since 1997. The offense shined when it came to stolen bases as the 149 steals were second-most in the nation and just two shy of breaking the Big 12 record. Overall, the team finished among Big 12 leaders in on-base percentage (2nd, .399), runs scored (2nd, 458), hits (2nd, 675), RBI (2nd, 420), doubles (3rd, 123), and fewest strikeouts (4th, 393).

Six Wildcats claimed All-Big 12 honors in 2009, including outfielder Nick Martini, who also garnered Louisville Slugger Freshman All America honors, and Justin Bloxom and Carter Jurica, who finished fourth and eighth, respectively, in the Big 12 in batting average.

The 2010 squad matched the success of 2009 by also reaching the NCAA postseason, and the offense topped the previous season totals in

batting average (.323 in 2010; .317 in 2009), runs per game (7.6 vs. 7.4) and OBP (.426 vs. .399).

Before K-State, Sawyers spent four seasons as Associate Head Coach at Texas A&M (2011-14). Those four seasons at Texas A&M represented the end of Sawyers' five-year stint with the Aggies after he spent 2008 as a volunteer assistant coach.

In each of those five seasons, Sawyers helped Texas A&M reach an NCAA Regional while also winning a pair of Big 12 championships. In addition, he coached standouts Tyler Naquin - 2011 Big 12 Player of the Year, All-American and a first round pick by the Cleveland Indians in 2012 - and Krey Bratson, a 2011 Freshman All-American.

Before his appointment at Texas A&M in 2008, Sawyers worked with current Aggie head coach Rob Childress as an assistant coach and recruiting coordinator at Nebraska from 2003-07.

While in Lincoln, he helped the Huskers earn four trips

to the NCAA Tournament, including an appearance at the 2005 College World Series. Sawyers, who lettered two years at Nebraska, worked with 12 Huskers who were selected in the MLB Draft, including Alex Gordon, a two-time Big 12 Player of the Year. In 2005, Gordon won five National Player of the Year awards before being taken as the second overall pick by the Kansas City Royals.

Sawyers took on all hitting coach responsibilities at Nebraska beginning with the 2006 season when the team hit .310 - its best mark in four years - and ranked in the top three of the Big 12 in home runs, stolen bases, on-base percentage and slugging percentage.

Sawyers served as the academic coordinator and worked with the catchers during his time at Nebraska, as well. He also had a hand in the Huskers recruiting their then-highest-rated class in school history, as the 2004 recruiting class was ranked 16th nationally by





COACHES

Collegiate Baseball.

After working as the volunteer assistant at Nebraska in 2000, Sawyers worked the 2001 and 2002 seasons as head coach at Hutchinson Community College, compiling an 87-30 record and two postseason berths. In 2001, the Dragons went 40-16 and won the Jayhawk West Sub-Regional, while the 2002 squad set a school record with 47 wins and was ranked as high

as seventh by the NJCAA.

Sawyers' coaching career began at Northwestern (La.) State in 1999 as a volunteer assistant coach, helping the Demons finish second in the Southland Conference.

He first played collegiately at Point Loma (Calif.) Nazarene College in 1994. Following a year off, he played at Mendocino (Calif.) Junior College in 1996 before finishing up his playing

career at Nebraska.

A native of Willits, California, Sawyers received his bachelor (1998) and master's (2000) degrees from Nebraska. He is married to the former Dena Lindeblad and the couple have two sons, Andrew James (A.J.) and Alex.



Sawyers' Year-by-Year Records

Year	School	Assignment	Record	Conf./Finish	Postseason
1999	Northwestern State	Volunteer Assistant	38-21	18-9/2nd	
2000	Nebraska	Volunteer Assistant	51-17	21-9/2nd	NCAA Super Regional
2001	Hutchinson CC	Head Coach	40-16	-	Sub-Regional
2002	Hutchinson CC	Head Coach	47-11	-	Sub-Regional
2003	Nebraska	Assistant Coach	47-18	20-7/1st	NCAA Regional
2004	Nebraska	Assistant Coach	36-23	11-16/8th	-
2005	Nebraska	Assistant Coach	57-15	19-8/1st	NCAA College World Series
2006	Nebraska	Assistant Coach	42-17	17-10/3rd	NCAA Regional
2007	Nebraska	Assistant Coach	32-27	14-13/4th	NCAA Regional
2008	Texas A&M	Volunteer Assistant	46-19	19-8/1st	NCAA Super Regional
2009	Kansas State	Assistant Coach	43-18-1	14-11-1/4th	NCAA Regional
2010	Kansas State	Assistant Coach	37-22	14-12/3rd	NCAA Regional
2011	Texas A&M	Assoc. Head Coach	47-22	19-8/t1st	NCAA College World Series
2012	Texas A&M	Assoc. Head Coach	43-18	16-8/2nd	NCAA Regional
2013	Texas A&M	Assoc. Head Coach	34-29	13-16/6th	NCAA Regional
2014	Texas A&M	Assoc. Head Coach	36-26	14-16/5th	NCAA Regional
2015	Kansas State	Assoc. Head Coach	27-30	10-14/6th	-
2016	Kansas State	Assoc. Head Coach	26-31	8-16/8th	-
2017	Southeast Missouri	Head Coach	29-26	16-14/5th	OVC Tournament
2018	Southeast Missouri	Head Coach	27-30	20-10/2nd	OVC Tournament
2019	Southeast Missouri	Head Coach	23-32	10-20/10th	-
2020*	Southeast Missouri	Head Coach	9-8	2-1	-

* - Season ended due to COVID-19 pandemic

Overall Record as a Head Coach: 175-123 (6 years)

Record at Southeast Missouri, 88-96, 48-45 Ohio Valley Conference (5th year)

Record at Hutchinson CC, 87-27 (2 years)

Record as a college associate head coach, 213-156

Record as a college assistant coach, 294-140-1

Record as a volunteer assistant coach, 135-57

■ The Sawyers File

Experience:

21st Year (Fifth at SEMO)

Hometown:

Willits, Calif.

Birthdate:

May 24, 1975

Alma Mater:

Nebraska, 1998

Education:

B.A. History (Nebraska)
M.S. Education (Nebraska)

Date Hired:

July 29, 2016

Family:

Wife - Dena
Children - A.J., Alex

Playing Experience:

Point Loma Nazarene, 1994
Mendocino College, 1996
Nebraska, 1997-98

Coaching Experience:

Northwestern State, Volunteer Asst., 1999
Nebraska, Volunteer Asst., 2000
Hutchinson CC, Head Coach, 2001-02
Nebraska, Assistant Coach, 2003-07
Texas A&M, Volunteer Asst., 2008
Kansas State, Assistant Coach, 2009-10
Texas A&M, Assoc. Head Coach, 2011-14
Kansas State, Assoc. Head Coach, 2015-16
Southeast Missouri, Head Coach, 2017-pr.





ASSISTANT COACH



■ The Kinney File

Experience:

Fourth Year at SEMO

Hometown:

Alpharetta, Ga.

Birthdate:

September 24, 1992

Alma Mater:

Belmont, 2015

Education:

B.S. Finance (Belmont)
Master's Sports Management (Florida State)

Date Hired:

September 26, 2018

Playing Experience:

Belmont, 2012-15
Florida State, 2016

Coaching Experience:

Cotuit Kettleers, Pitching Coach, 2016
Southeast Missouri, Volunteer Asst.
& Operations, 2017
Southeast Missouri, Pitching Coach, 2019-pr.



Matthew Kinney is in his fourth year at Southeast Missouri and third as the Redhawks pitching coach.

During SEMO's 2020 campaign that was shortened to 17 games due to COVID-19, Kinney oversaw a pitching staff that led the Ohio Valley Conference in fewest walks allowed (54). Left-handers Dylan Dodd and Noah Niznik were among league leaders in multiple statistical categories. Both return for the Redhawks this year.

In 2019, Kinney helped guide Niznik to OVC All-Newcomer honors his freshman year. Niznik started 13 games and led the team with a 3.63 ERA, ranked second in innings (62) and third in both strikeouts (49) and wins (3) that season.

Kinney first joined the SEMO coaching staff as Volunteer Assistant and Director of Operations. On the field, his primary responsibilities included pitching, while assisting with hitting and outfield defense. He was also instrumental in organizing the team's baseball camps.

Prior to that, Kinney played for the Cotuit Kettleers in the Cape Cod League in 2015,

and returned as the pitching coach of the Kettleers in 2016. Kinney mentored 14 pitchers who went on to play professionally. He also worked as an assistant with the East Cobb Astros in Atlanta, Georgia in 2013.

A native of Alpharetta, Georgia, Kinney wrapped up his playing career as a left-handed pitcher at Florida State. He went 3-0 with a 2.49 ERA in 27 appearances in 2016. The Seminoles secured a NCAA Super Regional berth with Kinney pitching out of the bullpen that year. He was among candidates on the Collegiate Baseball Writers Association Stopper of the Year List.

Kinney began his playing career at fellow OVC member Belmont. He pitched as a freshman in 2012 before medically redshirting the next year. After returning to play 31 games in the outfield in 2014, Kinney transitioned to a full-time pitcher where he struck out 62 and posted a 1.80 ERA in 35 relief appearances in 2015.

He earned his bachelor's degree in Finance from Belmont 2015 and Master's in Sport Management from Florida State in 2016.





COACHES



MICHAEL CAVAZOS

*Volunteer Assistant
Second Year // Colorado Christian, 2010*

Michael Cavazos enters his second year as Volunteer Assistant Coach at Southeast Missouri.

Cavazos works with the hitters and outfielders and serves as the Redhawks Camp Director.

At the time play was suspended in 2020 due to COVID-19, SEMO led the Ohio Valley Conference in batting average (.314), hits (188), triples (9) and stolen bases (36), while ranking second in slugging percentage (.503), on-base percentage (.420), runs scored (129), RBI (121) and home runs (21).

A native of San Antonio, Texas, Cavazos served as an assistant coach at NCAA Division II member Erskine College. While at Erskine, he worked as the defensive coordinator and coached the outfielders and hitters. Under Cavazos' direction, the Flying Fleet saw an immediate increase in runs, doubles, triples, home runs, total bases, slugging percentage and stolen bases. Cavazos also mentored four All-Conference players and one All-Region honoree in his only season at Erskine.

Cavazos coached with the Lights Out Baseball in San Antonio, an Academy that developed 114 college and 13 professional players.

As a player, Cavazos was a four-year starter at Colorado Christian University from 2007-2010. Cavazos received his bachelor's degree in Accounting with a double minor in Finance and Biblical Studies from Colorado Christian University in 2010. He played one year of professional baseball after graduation.



TREVOR EZELL

*Director of Offensive Player Development
First Year // Arkansas, 2019*

Former Southeast Missouri baseball great Trevor Ezell joins the Redhawks staff as Director of Offensive Player Development.

Ezell will handle various administrative duties and assist with stat compilation, analytical breakdown, video analysis and scouting.

A native of Bryant, Arkansas, Ezell returns to Cape Girardeau following a two-year stint in Minor League Baseball. He was signed by the Tampa Bay Rays during the summer of 2019 after making a trip to the College World Series at the University of Arkansas.

Ezell wrapped up his college career with the Razorbacks after spending four years at SEMO. He earned both First-Team and Second-Team All-Ohio Valley Conference honors. Ezell started 181 games and accumulated 251 hits, 194 runs, 128 RBI, 48 stolen bases and 45 doubles in his career. He also hit .336, boasted a .495 slugging percentage and held a .967 fielding percentage during his time as a Redhawk.

In his final college season, Ezell hit .329 with a team-high 25 doubles and 72 runs scored en route to Second-Team All-SEC and SEC All-Defensive Team accolades at Arkansas in 2019. His 72 runs also ranked fourth in the SEC and 11th in the nation. Additionally, Ezell was the Razorbacks top hitter in the 2019 NCAA Tournament hitting .459 with 17 hits, six doubles, two home runs and eight RBI in eight contests.



DREW MILLWOOD

*Director of Analytics
First Year // Murray State, 2009*

Drew Millwood begins his first year as Southeast Missouri's Director of Analytics.

Millwood, who hails from Ina, Illinois, will be responsible for a variety of administrative duties and assist with stat compilation, analytical breakdown, video analysis and scouting.

Prior to SEMO, Millwood worked as an assistant coach at Rend Lake College. He was responsible for the hitters and was the Warriors recruiting coordinator. His only season at Rend Lake was cut short due to COVID-19.

Before Rend Lake College, Millwood was both Head Coach and Athletic Director at Wayne City High School and was Head Baseball Coach at Webber Township High school. He helped grow and develop the baseball team and enhanced the overall athletic programming for both schools in those roles.

Millwood first started coaching when he was the owner and operator of one of the largest sports training facilities in Southern Illinois. While in that position, he worked with a diverse population of athletes ranging from kids and weekend warriors to Division I collegiate athletes and Cross-Fit and OCR competitors.



2021



PROFILES

Shortstop Tyler Wilber is one of six position starters back in 2021. Wilber is the Redhawks top returning hitter after boasting a .406 batting average a year ago. He started every game of his career for a streak of 72-consecutive starts. Wilber was ranked among D1Baseball's Top-40 junior hitters.





PROFILES

RETURNEES



LINCOLN ANDREWS | 10

2020 (Shortened due to COVID-19): Played in 11 games and logged seven starts...Started two games at first base and was in the Redhawks starting lineup as designated hitter in five contests... Had three hits and three runs scored to go along with two walks in 29 at-bats...Made his first career start at UL Monroe (2/14)...Recorded his first career hit on a single vs. Northern Illinois (2/21)...Finished the year with a hit and a run in each of his last two games at UT Martin (3/7) and at Southern Illinois (3/11)... Ohio Valley Conference Commissioner's Honor Roll selection.

Prep: Lettered four years at Canon City High School...Posted a .571 batting average with 20 home runs and 99 RBI...As a senior, he hit .638 with 10 home runs, 43 RBI and boasted a

.732 on-base percentage...Garnered First-Team All-State, All-Region and All-Conference honors that year... Hit .540 with five home runs and had a .615 on-base percentage his junior year...Claimed Second-Team All-State and First-Team All-Region and All-Conference accolades as a junior...Hit .531 with four home runs en route to garnering First-Team All-State and All-Conference laurels as a sophomore.

Personal: Born January 3, 2001... Majoring in Pre-Physical Therapy... Son of Tim and Stacy Andrews.

Lincoln Andrews' Career Statistics at Southeast Missouri

Year	Avg.	GP-GS	AB	R	H	2B	3B	HR	RBI	TB	SLG%	BB	HBP	SO	GDP	OB%	SF	SH	SB-ATT	PO	A	E	FLD%
2020	.103	11-7	29	3	3	0	1	0	0	5	.172	2	1	12	0	.188	0	0	0-0	22	1	0	1.000

Lincoln Andrews' Career Statistics in Ohio Valley Conference Games

Year	Avg.	GP-GS	AB	R	H	2B	3B	HR	RBI	TB	SLG%	BB	HBP	SO	GDP	OB%	SF	SH	SB-ATT	PO	A	E	FLD%
2020	.500	2-0	2	1	1	0	1	0	0	3	1.500	1	0	0	0	.667	0	0	0-0	0	0	0	.000

Connor Basler's Career Statistics in Ohio Valley Conference Games


Year	Avg.	GP-GS	AB	R	H	2B	3B	HR	RBI	TB	SLG%	BB	HBP	SO	GDP	OB%	SF	SH	SB-ATT	PO	A	E	FLD%
2017	.235	54-53	183	33	43	8	0	0	17	51	.279	24	7	44	3	.343	2	8	10-13	71	162	16	.936
2018	.227	52-51	172	32	39	7	1	0	20	48	.279	16	7	41	3	.316	1	7	8-10	75	139	25	.899
2019	.273	55-53	205	44	56	10	2	0	18	70	.341	28	9	28	3	.381	2	6	21-26	102	123	12	.949
2020	.224	17-16	49	11	11	1	0	0	6	12	.245	9	2	12	0	.367	0	3	3-3	27	27	3	.947
Total	.245	178-173	609	120	149	26	3	0	61	181	.297	77	25	125	9	.351	5	24	42-52	275	451	55	.930

Connor Basler's Career Statistics in Ohio Valley Conference Games

Year	Avg.	GP-GS	AB	R	H	2B	3B	HR	RBI	TB	SLG%	BB	HBP	SO	GDP	OB%	SF	SH	SB-ATT	PO	A	E	FLD%
2017	.217	30-30	106	22	23	3	0	0	6	26	.245	17	4	26	1	.346	0	2	9-10	49	100	7	.955
2018	.272	29-28	103	19	28	5	1	0	16	35	.340	6	3	24	0	.327	1	4	4-5	42	80	11	.917
2019	.275	30-30	131	20	36	6	2	0	10	46	.351	7	5	19	1	.333	1	1	10-13	62	68	8	.942
2020	.455	3-3	11	4	5	0	0	0	4	5	.455	4	1	2	0	.625	0	0	0-0	3	1	0	1.000
Total	.262	92-91	351	65	92	14	3	0	36	112	.319	34	13	71	2	.348	2	7	23-18	156	249	26	.940

// Hitting Career-Highs

At-Bats	5	vs. Northern Illinois (2/22/20)
Runs	1	3x, last at Southern Illinois (3/11/20)
Hits	1	3x, last at Southern Illinois (3/11/20)
Doubles	-	-
Triples	1	at UT Martin (3/7/20)
Home Runs	-	-
RBI	-	-
Stolen Bases	-	-



CONNOR BASLER | 2

2020 (Shortened due to COVID-19): Made 16 starts between second (8) and third base (8)...Hit .224 with 11 runs scored, a double and six RBI...Was a perfect 3-of-3 in stolen bases...Walked nine times and was hit by a pitch twice...Ended the shortened season on a five game hitting streak with two hits in three of those contests...Went 5-for-11 (.455) with four runs scored, four RBI and four walks in the Redhawks only Ohio Valley Conference series vs. UT Martin (3/6-8).

2019: Started 53 games at second base...Ranked third on the team with a .273 batting average and led the Redhawks in runs scored (44) and stolen bases (21)...Added 10 doubles, two triples, 18 RBI and 28 walks...Was hit by a pitch nine times...Collected multiple hits in 10 games with a season-high four vs. Tennessee Tech (4/19)...Put together a 10-game hitting streak from Feb. 17-Mar. 8...Hit safely in 10 of his first 13 games of the season...Scored a season-best three runs vs. Purdue



RETURNEES

Fort Wayne (3/2) and at Missouri (5/1)...Ranked second in the OVC in stolen bases and steal attempts (26)...Scored a run in five-straight games from Feb 26-Mar. 6...Hit .275 with 20 runs, 36 hits, six doubles, two triples, 10 RBI and 10 stolen bases in 30 OVC starts.

2018: Started 51 of 52 games at shortstop, hitting .227 with 39 hits, 32 runs scored, seven doubles, a triple and 20 RBI...Walked 16 times and was hit by a pitch on seven occasions...Tied for a team-high seven sacrifice bunts and rated fifth in the OVC with 139 assists...Strung together an 11-game hitting streak from Mar. 23-Apr. 10...Finished with multiple hits in nine games with a season-high four vs. Austin Peay (3/31)...Reached base safely in 16 consecutive games from Mar. 14-Apr. 10...That streak tied for third on the team...OVC Commissioner's Honor Roll selection.

2017: Appeared in 54 games and started 53 at shortstop as a freshman...Hit .235 with 43 hits, 33 runs scored, eight doubles and 17 runs batted in...Was hit by a pitch seven times and drew 24 walks... Ranked second on the team with 10 stolen bases...Tied for fifth in the OVC in sacrifice bunts (8), ranked third in assists (162) and was tied for fourth in fielding double plays (40)... Registered multiple-hits on eight occasions with a season-high four in game one of the Redhawks series vs. Western Illinois (2/24)...Went 4-for-5 with two doubles, a walk,

three runs scored and four RBIs in that game...Strung together a six-game hitting streak from Mar. 5-17... Reached base safely in 18-consecutive games from Mar. 5-Apr. 5, fourth-longest of the season...Tied for fourth in OVC games with nine stolen bases...OVC Commissioner's Honor Roll selection.


Prep: Started and lettered all four years at Valle Catholic in Ste. Genevieve, Missouri...Named all-conference, all-district, and all-state his sophomore through senior years... Hit .615 with 59 RBI en route to Rawlings Third-Team All-American honors as a senior...Hit .487 with a .571 on base percentage with 22 stolen bases and 41 runs as a junior...Earned a .404 batting average with 30 RBI, and 23 walks with only one strikeout along with pitching 49 innings with a 0.57 ERA and 47 strikeouts, only allowed four earned runs as a sophomore...Hit .356 with a .500 on base clip as a freshman... Helped lead Valle to conference and state titles in 2013 and 2014... Also an accomplished athlete on the football field and basketball court... Was a two-time All-Conference and All-District performer in basketball... Was an All-State quarterback who helped lead Valle to state football titles in 2013 and 2014...Tabbed 2014 Dream Team Player of the Year...Was the school's all-time passing leader.

Personal: Born June 2, 1997... Majoring in Sport Management...Son of Scott and Dawn Basler.

// Hitting Career-Highs

At-Bats	6	2x, last vs. Eastern Kentucky (5/10/19)
Runs	3	3x, last vs. Purdue Fort Wayne (3/2/19)
Hits	4	3x, last vs. Tennessee Tech (4/19/19)
Doubles	2	2x, last at Austin Peay (3/31/18)
Triples	1	3x, last at Belmont (5/3/19)
Home Runs	-	-
RBI	4	vs. Murray State (4/21/18)
Stolen Bases	2	8x, last vs. Northern Illinois (2/21/20)

PROFILES



// Infield
// 6-2 // 203 // L/R
// Senior
// Plainfield, Ill.
// Plainfield Central H.S.
// Kaskaskia College

AUSTIN BLAZEVIC | 22

2020 (Shortened due to COVID-19): Started 16 games, including 15 at first base and one at third...Hit .266 with eight runs scored, two doubles and 12 RBI... Walked on five occasions and stole two bases...Reached base in his last 15 games and wrapped up the short season on a five-game hitting streak...Registered four multiple-hit performances...Knocked in a season-high three runs vs. Ohio (2/28)... Had five hits and posted back-to-back two-hit games in the only Ohio Valley Conference series at UT Martin (3/6-8)...OVC Commissioner's Honor Roll selection.

2019: Missed over a month of the season with a hand injury...Logged 34 starts at first base...Hit .281 with 36 hits, 22 runs, six doubles, a triple, three home runs and 25 RBI...Tied for second on the team in home runs...Drew 10 walks and stole 4-of-5 bases...Started strong hitting

safely in nine of his first 12 games... Put together an eight-game hitting streak from Feb. 22-Mar. 6, getting multiple hits in the last six games of that stretch...Went 3-for-4 with four runs, a double and three RBI vs. Purdue Fort Wayne (3/2)...Finished at 2-for-4 with a two-RBI double and two-run home run vs. Western Michigan (2/17)...Returned from his hand injury after missing 20 games to hit .455 (5-for-11) with a home run, double and three RBI in the Tennessee Tech series (4/19-20)... Collected multiple hits a total of 13 times...Hit cleanup in 26 contests... OVC Commissioner's Honor Roll selection...Named OVC Co-Player of the Week on Mar. 4.

2018: Redshirted.





PROFILES

RETURNEES

Kaskaskia College: Played two seasons at Kaskaskia College... Hit .235 with 14 runs scored, eight doubles, a triple, one home run and 14 RBI in 21 starts as a freshman... Hit .311 with 25 runs scored, seven doubles and 34 RBI in 43 games as a sophomore... Ranked second on the team with six home runs that year... Was named a Midwest College Summer League All-Star after hitting .345 with 12 doubles and 31 RBI.

Prep: Lettered and started three years at Plainfield Central High School... Played both corner infield positions as well as the outfield... All-Area and All-Conference selection while hitting .380 with 30 doubles in his career.

Personal: Born January 30, 1997... Majoring in General Management... Son of James and Kathy Blazevec.



BLAKE CISNEROS

31

// Hitting Career-Highs

At-Bats	6
Runs	4
Hits	3
Doubles	1
Triples	1
Home Runs	1
RBI	4
Stolen Bases	1

vs. Northern Illinois (2/22/20)
vs. Purdue Fort Wayne (3/2/19)
vs. Purdue Fort Wayne (2/22/20)
8x, last at UT Martin (3/8/20)
vs. Purdue Fort Wayne (3/1/19)
3x, last vs. Tennessee Tech (4/20/19)
vs. Western Michigan (2/17/19)
6x, last at UT Martin (3/7/20)



2020 (Shortened due to COVID-19):

Made seven relief appearances and struck out 11 in nine innings of work... Finished with a season-high three strikeouts in 1.1 innings out of the bullpen at Arkansas State (3/3)... Longest outing of the season was 2.1 innings vs. Northern Illinois (2/23)... Ohio Valley Conference Commissioner's Honor Roll selection.

2019: Appeared in 21 games and logged two starts as a freshman... Went 1-3 with a 4.91 ERA and combined on one shutout... Recorded 20 strikeouts in 29.1 innings... Tossed three scoreless innings with two strikeouts in his first career start and win vs. Harris-Stowe (2/19)... Other start was vs. Southern Illinois (3/6)... Had a season-best five

strikeouts in two innings vs. McKendree (4/23)... Longest relief appearance was three innings vs. Austin Peay (3/24)... OVC Commissioner's Honor Roll selection.

Prep: First-Team All-District outfielder and Second-Team All-District pitcher as a senior at Rockwood Summit High School... Garnered First-Team All-District accolades at first base his junior year... First-Team All-District pitcher as a sophomore... Made the Honor Roll all four years.

Personal: Born May 23, 2000... Majoring in Business Administration... Son of Mark and Melinda Cisneros... Has one sister, Allie... His father played baseball at Baker University.

Austin Blazevec's Career Statistics at Southeast Missouri

Year	Avg.	GP-GS	AB	R	H	2B	3B	HR	RBI	TB	SLG%	BB	HBP	SO	GDP	OB%	SF	SH	SB-ATT	PO	A	E	FLD%
2019	.281	35-34	128	22	36	6	1	3	25	53	.414	10	3	17	5	.348	0	1	4-5	253	17	2	.993
2020	.266	16-16	64	8	17	2	0	0	12	19	.297	5	3	11	0	.347	0	0	2-4	119	15	1	.993
Total	.276	51-50	192	30	53	8	1	3	37	72	.375	15	6	28	5	.347	0	1	6-9	372	32	3	.993

Austin Blazevec's Career Statistics in Ohio Valley Conference Games

Year	Avg.	GP-GS	AB	R	H	2B	3B	HR	RBI	TB	SLG%	BB	HBP	SO	GDP	OB%	SF	SH	SB-ATT	PO	A	E	FLD%
2019	.255	15-15	55	7	14	2	0	1	4	19	.345	7	1	7	3	.349	0	0	2-3	106	4	1	.991
2020	.333	3-3	15	4	5	1	0	0	3	6	.400	2	1	2	0	.444	0	0	1-1	31	2	0	1.000
Total	.271	18-18	70	11	19	3	0	1	7	25	.357	9	2	9	3	.370	0	0	3-4	137	6	1	.993

Blake Cisneros' Career Statistics at Southeast Missouri

Year	ERA	W-L	APP	GS	CG	SHO	SV	IP	H	R	ER	BB	SO	2B	3B	HR	AB	B/Avg.	WP	HBP	BK	SFA	SHA
2019	4.91	1-3	21	2	0	0	0	29.1	33	21	16	10	20	8	1	9	131	.277	3	2	1	0	0
2020	10.00	0-1	7	0	0	0	0	9.0	15	10	10	7	11	5	0	1	48	.385	1	2	0	0	0
Total	6.10	1-4	28	2	0	0	0	38.1	48	31	26	17	31	13	1	10	179	.304	4	4	1	0	0

Blake Cisneros' Career Statistics in Ohio Valley Conference Games

Year	ERA	W-L	APP	GS	CG	SHO	SV	IP	H	R	ER	BB	SO	2B	3B	HR	AB	B/Avg.	WP	HBP	BK	SFA	SHA
2019	5.93	0-2	9	0	0	0	0	13.2	16	13	9	5	8	3	0	6	63	.281	1	1	0	0	0
2020	4.50	0-0	1	0	0	0	0	2.0	3	1	1	3	2	1	0	0	10	.429	0	0	0	0	0
Total	5.74	0-2	10	0	0	0	0	15.2	19	14	10	8	10	4	0	6	73	.297	1	1	0	0	0




RETURNEES

PROFILES



// Pitching Career-Highs

Innings Pitched	3.0	2x, last vs. Austin Peay (3/24/19)
Fewest Hits.....	0	7x, last at UL Monroe (2/16/20)
Most Hits.....	6	vs. Purdue Fort Wayne (3/1/19)
Fewest Runs.....	0	10x, last vs. Northern Illinois (2/23/20)
Most Runs.....	3	4x, last vs. Northern Illinois (2/21/20)
Fewest Walks.....	0	18x, last at Southern Illinois (3/11/20)
Strikeouts	5	vs. McKendree (4/23/19)



DYLAN DODD

25

2020 (Shortened due to COVID-19):

Started all four of his appearances...Was 2-1 with a team-best 3.38 ERA among starting pitchers...Led the team with 36 strikeouts and 26.2 innings...Allowed just seven walks, second-fewest among Southeast Missouri's starting pitchers...Struck out a season-high 15 in a complete game shutout vs. Ohio (2/28)...Allowed just five hits against the Bobcats...Named Ohio Valley Conference Pitcher of the Week and one of Collegiate Baseball's National Players of the Week on Mar. 2...Was tied for second in the OVC in strikeouts and innings when the season ended...His 15 strikeouts vs. Ohio were the most in a game by any OVC pitcher...Rated ninth among senior arms by D1 Baseball, highest in the OVC...OVC Commissioner's Honor Roll selection.

2019: Led the team in starts (14), strikeouts (77) and innings pitched (76)...Started all 14 of his appearances...Posted a 4-5 record with a 5.33 ERA...Ranked second on the team in wins and ERA...Picked up his first career win in his first NCAA Division I start when he struck out eight and walked only one in 6.2 innings vs. Western Michigan (2/16)...Won in three-straight starts from Mar. 1-Mar. 15 beating Purdue Fort Wayne (3/1), UT Martin (3/8) and SIU Edwardsville (3/15) along the way...Worked seven or more innings in three of his starts...Tossed five scoreless innings with seven strikeouts vs. Purdue Fort Wayne (3/1)...Registered a season-high 11 strikeouts in 5.2 innings at SIU Edwardsville (3/15)...Ranked among OVC leaders in strikeouts (t8th) and fewest walks allowed (t5th, 22)...

OVC Commissioner's Honor Roll selection.

Kankakee CC: Was an outfielder, infielder and pitcher for two seasons at Kankakee Community College...Hit .304 with 44 runs scored, 41 hits, six doubles, four triples and 35 RBI in 56 games and 44 starts as a freshman in 2017...Also drew 36 walks and stole five bases...Went 5-2 in nine appearances and one start on the mound...Held a 3.80 ERA with 43 strikeouts in 471 innings...Hit .344 in 59 games and 54 starts during the 2018 campaign...Scored 52 runs, added 11 doubles, three triples and 41 RBI...Ranked second on the team with 44 walks...Again, he went 5-2 on the hill...Appeared in eight games and made two starts...Posted a 3.07 ERA and tossed one complete game...Led the team with 48 strikeouts in 44 innings...Won a National Junior College Athletic Association (NJCAA) World Series in 2018...Was named to the NJCAA World Series All-Tournament Team...Earned NJCAA Academic All-Amer-

ican accolades in 2017...Tabbed a NJCAA All-Region first baseman, Region 24 Gold Glove winner and was Kankakee's Most Valuable Player in 2018...Later played in the Prospect League with the Hannibal Hoots.

Prep: Garnered All-Conference and All-County laurels all four years at Bismarck-Henning High School...Was the American Legion Post 210 Illinois State Champion...Earned his team's Most Valuable Player honors as a sophomore, junior and senior...Was All-Conference and All-County in both baseball and football his junior season...Secured Illinois High School Football Coaches Association First-Team All-State and Academic All-State accolades as a senior...Led the area with a 0.21 ERA as a freshman.

Personal: Born June 6, 1998...Majoring in Finance...Son of Mark and Thea Dodd.

// Pitching Career-Highs

Innings Pitched	9.0	vs. Ohio (2/28/20)
Fewest Hits.....	2	vs. Purdue Fort Wayne (3/1/19)
Most Hits.....	8	at Murray State (4/12/19)
Fewest Runs.....	0	2x, last vs. Ohio (2/28/20)
Most Runs.....	8	at Murray State (4/12/19)
Fewest Walks.....	0	4x, last vs. Ohio (2/28/20)
Strikeouts	15	vs. Ohio (2/28/20)

Dylan Dodd's Career Statistics at Southeast Missouri

Year	ERA	W-L	APP	GS	CG	SHO	SV	IP	H	R	ER	BB	SO	2B	3B	HR	AB	B/Avg.	WP	HBP	BK	SFA	SHA
2019	5.33	4-5	14	14	0	0	0	76.0	81	47	45	22	77	16	1	13	334	.267	3	5	0	2	2
2020	3.38	2-1	4	4	1	1	0	26.2	22	10	10	7	36	3	0	1	110	.220	1	2	0	0	1
Total	4.82	6-6	18	18	1	1	0	102.2	103	57	55	29	113	19	1	14	444	.256	4	7	0	2	3

Dylan Dodd's Career Statistics in Ohio Valley Conference Games

Year	ERA	W-L	APP	GS	CG	SHO	SV	IP	H	R	ER	BB	SO	2B	3B	HR	AB	B/Avg.	WP	HBP	BK	SFA	SHA
2019	5.93	2-3	10	10	0	0	0	54.2	61	37	36	15	55	12	1	10	243	.274	1	3	0	1	1
2020	6.00	1-0	1	1	0	0	0	6.0	6	4	4	2	7	1	0	0	28	.240	1	1	0	0	0
Total	5.93	3-3	11	11	0	0	0	60.2	67	41	40	17	62	13	1	10	271	.270	2	4	0	1	1

FOLLOW THE REDHAWKS AT GOSOUTHEAST.COM





PROFILES



BRYCE GROSSIUS | 33

2020 (Shortened due to COVID-19): Posted a 1-0 record in seven relief appearances...Struck out five in 8.1 innings...Struck out one in one scoreless inning to get his only win vs. Northern Illinois (2/22)...Did not allow a hit in four games.

2019: Went 1-0 in 16 games and one start as a freshman...Notched 12 strikeouts in 20.2 innings...Combined on one shutout...Made his first career start vs. Memphis (3/19)...Picked up his first career win when he got the final out vs.

Southern Illinois (3/6)...Posted a season-high four strikeouts in his longest outing of the season vs. Tennessee Tech (4/19)...Ohio Valley Conference Commissioner's Honor Roll selection.

Prep: Four-year starter at St. Mary's High School...Put together a 6-2 record with 62 strikeouts as a senior...Hit .324 with 12 RBI and boasted a .429 slugging percentage that year...Helped lead his team to a district championship in 2017...

Bryce Grossius' Career Statistics at Southeast Missouri

Year	ERA	W-L	APP	GS	CG	SHO	SV	IP	H	R	ER	BB	SO	2B	3B	HR	AB	B/Avg.	WP	HBP	BK	SFA	SHA
2019	6.53	1-0	16	1	0	0	0	20.2	23	23	15	19	12	6	0	1	104	.295	5	5	1	1	1
2020	6.48	1-0	7	0	0	0	0	8.1	8	6	6	4	5	1	0	1	36	.258	0	1	1	0	0
Total	6.52	2-0	23	1	0	0	0	29.0	31	29	21	23	17	7	0	2	140	.284	5	6	2	1	1

Bryce Grossius' Career Statistics in Ohio Valley Conference Games

Year	ERA	W-L	APP	GS	CG	SHO	SV	IP	H	R	ER	BB	SO	2B	3B	HR	AB	B/Avg.	WP	HBP	BK	SFA	SHA
2019	3.86	0-0	6	0	0	0	0	9.1	6	4	4	6	5	1	0	0	37	.222	1	3	0	0	1
2020	13.50	0-0	1	0	0	0	0	1.1	4	2	2	1	1	0	0	1	8	.571	0	0	0	0	0
Total	5.06	0-0	7	0	0	0	0	10.2	10	6	6	7	6	1	0	1	45	.294	1	3	0	0	1


RETURNEES

First-Team All-Conference honoree as a punter, kicker and special teams player on the football team his senior year.

Personal: Born August 6, 1999... Majoring in Corporate Communication...Son of George and Maria Grossius.

// Pitching Career-Highs

Innings Pitched.....	4.0	vs. Tennessee Tech (4/19/19)
Fewest Hits.....	0	10x, last at Arkansas State (3/3/20)
Most Hits.....	5	vs. Tennessee Tech (4/19/19)
Fewest Runs.....	0	11x, last at Arkansas State (3/3/20)
Most Runs.....	5	2x, last at Missouri (5/1/19)
Fewest Walks.....	0	9x, last at Arkansas State (3/3/20)
Strikeouts.....	3	vs. Tennessee Tech (4/19/19)



NOAH JACOBSEN | 5

2020 (Shortened due to COVID-19): Did not see action.

Prep: Attended Potosi High School, where he lettered four years... Hit .465 with three home runs as a senior...Hit .480 his junior year... Won the St. Louis Rising Star and J98 Player of the Year as a senior... All-District and All-Conference selection all four of his prep seasons... Four-time All-District and All-Conference pick in basketball

Personal: Born October 5, 2000... Majoring in Biomedical Sciences... His brother, Luke, plays basketball at St. Louis Community College... His sister, Sarah, is on the track and field team at Missouri.

// Infield
// 6-1 // 200 // R/R
// Freshman
// Potosi, Mo.
// Potosi H.S.



RETURNEES

PROFILES



ANDREW KECK

12

2020 (Shortened due to COVID-19): Southeast Missouri's third-leading hitter with a .400 batting average...Was one of three Redhawks who hit .400 or better in 17 games...Tied for second on the team with 28 hits...Added four doubles, a home run and 19 RBI...His 19 RBI were second-most on the team...Boasted a .500 slugging percentage and .463 on-base percentage...Posted seven stolen bases in nine attempts...Eleven of his starts were split between catcher (6) and left field (5)...Knocked in the winning run on a walk-off infield single with the bases loaded to send SEMO to a 16-15 extra inning win over Northern Illinois (2/22)...The Redhawks scored nine runs in the bottom of the eighth inning to tie the game before Keck's heroics...Went 4-for-5 with a run scored, two walks and two RBI in that game against the Huskies...Hit safely in 14 of the 17 games he played...Recorded multiple hits in six of his first eight starts...Four of those performances came in a six-day span from Feb. 15-21...Led the team with 11 multi-hit games and was tied for second with five mul-

ti-ple-RBI contests...Ranked among the top 10 Ohio Valley Conference leaders in batting average (8th), on-base percentage (9th), hits (t3rd), RBI (t5th), stolen bases (4th), total plate appearances (8th, 80), at-bats (t3rd, 70) and fielding percentage (t1st, 1.000)...Tied for 12th in the nation in hits...OVC Commissioner's Honor Roll selection.

2019: Started 44 of 47 games his first college season...Thirty-five of his starts were at catcher...Was also in the lineup as the Redhawks starting left fielder in five games...Hit .255 with 20 runs scored, 10 doubles, a triple, three home runs and 25 RBI...Was 10-of-12 in stolen bases...Tied for second on the team in doubles and home runs, and rated third in stolen bases...Accumulated 10 multiple-hit games and led the team with 10 multi-RBI performances...Put together a seven-game hitting streak from Apr. 23-May 5...Capped that streak by going 4-for-4 with two doubles, a run scored, two RBI and two walks at Belmont (5/5)...Went 2-for-4 with one run scored, two RBI and his first

career home run vs. Austin Peay (3/23)...Ended the season by hitting safely in 12 of his last 14 games...Scored 13 runs, had seven doubles, hit two home runs and posted 12 RBI in OVC play...Ranked eighth in the league in fielding percentage (.997)...Threw out 12 baserunners...OVC Commissioner's Honor Roll selection.

Prep: First-Team All-Conference, All-State and All-Metro honoree as a senior at St. John Vianney High School...Hit .330 with 37 hits, 40 runs scored and 35 RBI in 112 at-bats his final prep season...Held a .453 on-base percentage and .500 slugging percentage that

year, as well...Named First-Team All-Conference and All-Metro, and Second-Team All-State his junior year...Hit .452 with 33 runs, 52 hits and 29 RBI to go along with a .543 on-base percentage and .600 slugging percentage that season...Was an Under Armour All-American and his team's Offensive Most Valuable Player...Won a state championship with St. John Vianney in 2018.

Personal: Born September 12, 1999...Majoring in Mass Communication...Son of Jamie Windhorst...Teammates with pitcher Noah Niznik at both St. John Vianney High School and SEMO.

// Hitting Career-Highs

At-Bats	6	at UT Martin (3/8/20)
Runs	2	5x, last at UT Martin (3/7/20)
Hits	4	2x, last vs. Northern Illinois (2/22/20)
Doubles	2	at Belmont (5/5/19)
Triples	1	vs. Eastern Kentucky (5/10/19)
Home Runs	1	4x, last vs. Ohio (2/29/20)
RBI	3	4x, last vs. Ohio (2/29/20)
Stolen Bases	2	3x, last at UL Monroe (2/16/20)



Andrew Keck's Career Statistics at Southeast Missouri

Year	Avg.	GP-GS	AB	R	H	2B	3B	HR	RBI	TB	SLG%	BB	HBP	SO	GDP	OB%	SB	SH	SB-ATT	PO	A	E	FLD%
2019	.255	47-44	153	20	39	10	1	3	25	60	.392	15	1	39	1	.325	0	0	10-12	255	36	1	.997
2020	.400	17-17	70	13	28	4	0	1	19	35	.500	8	1	12	2	.463	1	0	7-9	42	6	0	1.000
Total	.300	64-61	223	33	67	14	1	4	44	95	.426	23	2	51	3	.369	1	0	17-21	297	42	1	.997

Andrew Keck's Career Statistics in Ohio Valley Conference Games

Year	Avg.	GP-GS	AB	R	H	2B	3B	HR	RBI	TB	SLG%	BB	HBP	SO	GDP	OB%	SB	SH	SB-ATT	PO	A	E	FLD%
2019	.248	29-27	101	13	25	7	1	2	12	40	.396	9	0	28	0	.309	0	0	5-6	174	27	0	1.000
2020	.333	3-3	15	5	5	1	0	0	5	6	.400	2	1	2	0	.444	0	0	2-2	6	1	0	1.000
Total	.259	32-30	116	18	30	8	1	2	17	46	.397	11	1	30	0	.328	0	0	7-8	180	28	0	1.000

FOLLOW THE REDHAWKS AT GOSOUTHEAST.COM





PROFILES

RETURNEES



// Utility
// 5-11 // 200 // S/R
// Freshman
// Mokane, Mo.
// South Callaway H.S.

PEYTON LEEPER

16

2020 (Shortened due to COVID-19): Played in 12 games and logged eight starts at third base... Scored three runs, had two hits and walked five times... First career hit came on a single vs. Ohio (2/28)... Had a single, one walk and scored all three of his runs at UT Martin (3/7)... Drew a pair of walks at UL Monroe (2/14).

Prep: Four-year starter at South Callaway High School... Earned First-Team All-State honors all four of his prep seasons... Two-time Conference and District Most Valuable Player... Hit .442 and went undefeated with a 10-0 record and 0.61 ERA on the

mound as a senior... Recorded a 1.15 ERA with 78 strikeouts and hit .410 as a junior... Helped lead South Callaway to a Class 3 State Championship in 2017... Also played football, where he was a two-time All-State defensive back... Earned All-District honors as a defensive back in 2016 and quarterback in 2018.

Personal: Born January 5, 2001... Majoring in Sport Management... Son of Richard and Debbie Leeper... His sister, Karli, played softball at Columbia College... His older brother, Hunter, played baseball at SEMO in 2015-16.

// Hitting Career-Highs

At-Bats.....	4	4x, last vs. Ohio (2/28/20)
Runs.....	3	at UT Martin (3/7/20)
Hits.....	1	2x, last at UT Martin (3/7/20)
Doubles.....	-	-
Triples.....	-	-
Home Runs.....	-	-
RBI.....	-	-
Stolen Bases.....	-	-



// Pitcher
// 6-2 // 197 // R/R
// Junior
// Whitby, Ontario
// Sinclair Secondary
// Southeastern
CC (IA)

HAYDEN MALENFANT

38

2020 (Shortened due to COVID-19): Made five relief appearances... Tallied four strikeouts in 8.2 innings... Recorded a season-high two strikeouts in his longest outing of 2.1 innings at UL Monroe (2/14)... Worked two innings vs. Northern Illinois (2/22)... Did not allow a hit or run in two of his appearances vs. UT Martin (3/6 and 3/8).

Southeastern Iowa CC: Pitched two seasons at Southeastern Iowa Community College... Went a combined 11-3 on the mound with a 4-2 record as a freshman and 7-1 mark as a sophomore... Started 22 of his 23 appearances... Struck out 58 in 57

innings and tossed one complete game as a freshman in 2018... Recorded 63 strikeouts in 62.1 innings his sophomore year in 2019... Also tossed two complete games.

Prep: Attended Sinclair Secondary School where he was a LOSSA Champion every prep season.

Personal: Majoring in Corporate Communication... Son of Andrew and Cindy Malenfant.

// Pitching Career-Highs

Innings Pitched.....	2.1	at UL Monroe (2/14/20)
Fewest Hits.....	0	2x, last at UT Martin (3/8/20)
Most Hits.....	4	at UL Monroe (2/14/20)
Fewest Runs.....	0	2x, last at UT Martin (3/8/20)
Most Runs.....	2	2x, last vs. Ohio (3/1/20)
Fewest Walks.....	0	3x, last at UT Martin (3/8/20)
Strikeouts.....	2	at UL Monroe (2/14/20)

Peyton Leeper's Career Statistics at Southeast Missouri

Year	Avg.	GP-GS	AB	R	H	2B	3B	HR	RBI	TB	SLG%	BB	HBP	SO	GDP	OB%	SF	SH	SB-ATT	PO	A	E	FLD%
2020	.074	12-8	27	3	2	0	0	0	0	2	0.74	5	1	11	0	.242	0	1	0-1	4	15	2	.905

Peyton Leeper's Career Statistics in Ohio Valley Conference Games

Year	Avg.	GP-GS	AB	R	H	2B	3B	HR	RBI	TB	SLG%	BB	HBP	SO	GDP	OB%	SF	SH	SB-ATT	PO	A	E	FLD%
2020	.500	2-0	2	3	1	0	0	0	0	1	.500	1	0	0	0	.667	0	0	0-0	0	1	0	1.000

Hayden Malenfant's Career Statistics at Southeast Missouri

Year	ERA	W-L	APP	GS	CG	SHO	SV	IP	H	R	ER	BB	SO	2B	3B	HR	AB	B/Avg.	WP	HBP	BK	SFA	SHA
2020	5.19	0-1	5	0	0	0	0	8.2	9	5	5	2	4	1	0	0	37	.273	0	0	0	0	2

Hayden Malenfant's Career Statistics in Ohio Valley Conference Games

Year	ERA	W-L	APP	GS	CG	SHO	SV	IP	H	R	ER	BB	SO	2B	3B	HR	AB	B/Avg.	WP	HBP	BK	SFA	SHA
2020	0.00	0-0	2	0	0	0	0	2.2	0	0	0	0	1	0	0	0	9	.000	0	0	0	0	0



RETURNEES

PROFILES



NOAH NIZNIK

18

2020 (Shortened due to COVID-19):

Game three starter in two of Southeast Missouri's four series...Started four games and went 3-0 with a 3.52 ERA...Struck out 15 in 23 innings and threw one complete game shutout...Ranked second on the team in strikeouts, ERA and innings pitched to go along with his team-high three victories...Posted a combined 11 strikeouts and allowed only one run in his final two starts of the season...Struck out five and gave up three hits in a complete game seven-inning shutout vs. Ohio (2/29)...Notched a season-high six strikeouts and allowed just one run in six innings at UT Martin (2/29)...Tied for ninth in the Ohio Valley Conference innings and was tied for third in wins.

2019: Led the team with a 3.63 ERA among starting pitchers during his rookie season...Posted a 3-4 record in 13 starts...Was the No. 2 starter in the weekend rotation for much of the year...Pitched one complete game and struck out 49 in 62 innings...Also walked 17, fewest among SEMO starting pitchers...

Tied for second on the team in innings pitched and tied for third in strikeouts...Picked up his first career win when he struck out four in five innings vs. Western Illinois (2/23)...Finished with a season-high seven strikeouts in back-to-back starts vs. Purdue Fort Wayne (3/2) and UT Martin (3/10)...Struck out six and allowed just one run in a complete game seven-inning victory at Belmont (5/5), the first complete game of his college career...Notched six strikeouts in 5.1 innings at Eastern Illinois (4/1)...Tossed six scoreless innings vs. Purdue Fort Wayne (3/2) and UT Martin (3/10)...Ranked among OVC leaders in ERA (4th), opposing batting average (8th, .248), hits allowed (4th, 59), fewest runs allowed (1st, 28), earned runs allowed (2nd, 25) and walks allowed (4th).

Prep: Went undefeated at 7-0 with a 2.32 ERA in 12 games and 10 starts as a senior at St. John Vianney High School...Recorded 58 strikeouts and walked 15 in 51.3 innings that year...Averaged just under eight strikeouts (7.9) per game...Started

11 games and finished at 8-1 with a 0.92 ERA as a junior...Tossed three complete games and ranked second on the team with 67 strikeouts in 60.7 innings...Allowed only nine walks that year, as well...Helped St. John Vianney win a state title in 2018...Earned Second-Team All-

Conference honors as both a junior and senior.

Personal: Born May 31, 2000... Majoring in Mass Communication... Son of Tracy Niznik...Has a sister, Sabrina...Teammates with Andrew Keck at St. John Vianney High School and SEMO.

// Pitching Career-Highs

Innings Pitched	7.0	2x, last vs. Ohio (2/29/20)
Fewest Hits	2	vs. Purdue Fort Wayne (3/2/19)
Most Hits	8	vs. Northern Illinois (2/22/20)
Fewest Runs	0	4x, last vs. Ohio (2/29/20)
Most Runs	7	vs. Northern Illinois (2/22/20)
Fewest Walks	0	4x, last at UT Martin (3/7/20)
Strikeouts	7	2x, last vs. UT Martin (3/10/19)



Noah Niznik's Career Statistics at Southeast Missouri

Year	ERA	W-L	APP	GS	CG	SHO	SV	IP	H	R	ER	BB	SO	2B	3B	HR	AB	B/Avg.	WP	HBP	BK	SFA	SHA
2019	3.63	3-4	13	13	1	0	0	62.0	59	28	25	17	49	7	2	7	262	.248	4	2	0	0	5
2020	3.52	3-0	4	4	1	1	0	23.0	21	10	9	6	15	2	0	4	93	.241	1	0	0	0	0
Total	3.60	6-4	17	17	2	1	0	85.0	80	38	34	23	64	9	2	11	355	.246	5	2	0	0	5

Noah Niznik's Career Statistics in Ohio Valley Conference Games

Year	ERA	W-L	APP	GS	CG	SHO	SV	IP	H	R	ER	BB	SO	2B	3B	HR	AB	B/Avg.	WP	HBP	BK	SFA	SHA
2019	4.35	1-3	9	9	1	0	0	41.1	44	22	20	12	30	7	1	6	181	.268	3	2	0	0	3
2020	1.50	1-0	1	1	0	0	0	6.0	5	1	1	0	6	1	0	1	23	.217	0	0	0	0	0
Total	3.99	2-3	10	10	1	0	0	47.1	49	23	21	12	36	8	1	7	204	.262	3	2	0	0	3

FOLLOW THE REDHAWKS AT GOSOUTHEAST.COM






PROFILES

RETURNEES



RANCE PITTMAN

11



FISCHER RAUSCH

24

2020 (Shortened due to COVID-19):

Boasted a 1.29 ERA, the lowest among Southeast Missouri relievers with at least six appearances...Pitched in six games and struck out four in seven innings...Allowed just one earned run and one walk...Recorded a season-high two strikeouts in 1.2 innings at Arkansas State (3/3)...Pitched a season-long two scoreless innings at Southern Illinois (3/11).

Lower Columbia College: Spent two seasons at Lower Columbia College in Longview, Washington...Picked up a team-high two saves and sported a 1-0 record with a 1.96 ERA in nine relief appearances as a sophomore...Recorded 25 strikeouts and walked just six in 18.1 innings...Finished with a season-high five strikeouts at Pierce College (5/4)...Fanned four 4.1 innings to earn his

only win vs. Clackamas (3/12)...Struck out one in two innings over two relief appearances as a freshman in 2018...Was part of two Northwest Athletic Conference titles...Named to the Dean's List...Had a 1.80 ERA in his junior college career.

Prep: Helped lead West Linn High School to the State Championship game as a senior...Led his conference with 10 saves and a 0.26 ERA...Honorable Mention All-State and was state runner-up his final prep campaign.

Personal: Born April 20, 1999...Majoring in Exercise Science...Son of Robert and Pamela Pittman.

2020 (Shortened due to COVID-19):

Did not see action.

Prep: Earned First-Team All-Conference honors in multiple seasons...Hit .365 with 19 runs scored, 19 hits, three home runs and 22 RBI as a senior at Valley Park High School...Had a .515 on-base percentage and .615 slugging percentage...Went 4-1 with 68 strikeouts in 30 innings over eight starts on the mound...Finished with a .304 batting average, 22 runs scored, seven doubles, a triple and 26 RBI as a junior...Posted an undefeated 7-0 record with a 0.48 ERA and 98 strikeouts in 44 innings that year.

Personal: Born September 12, 2000...Majoring in Sport Management...Son of Scott and Christine Rausch...Both of his parents graduated from Missouri State.

// Pitching Career-Highs

Innings Pitched.....	2.0	at Southern Illinois (3/11/20)
Fewest Hits.....	0	vs. Ohio (2/29/20)
Most Hits.....	4	at Arkansas State (3/3/20)
Fewest Runs.....	0	4x, last at Southern Illinois (3/11/20)
Most Runs.....	1	2x, last at Arkansas State (3/3/20)
Fewest Walks.....	0	5x, last at Southern Illinois (3/11/20)
Strikeouts.....	2	at Arkansas State (3/3/20)

Rance Pittman's Career Statistics at Southeast Missouri

Year	ERA	W-L	APP	GS	CG	SHO	SV	IP	H	R	ER	BB	SO	2B	3B	HR	AB	B/Avg.	WP	HBP	BK	SFA	SHA
2020	1.29	0-0	6	0	0	0	0	7.0	9	2	1	1	4	2	0	0	32	.310	1	0	0	1	1



RETURNEES

PROFILES



WADE STAUSS

13

2020 (Shortened due to COVID-19): Started 17 games, including 11 at catcher...Hit .254 with 13 runs scored, six doubles, four home runs and 14 RBI...Drew seven walks and was hit by a pitch a team-high seven times...Ranked second on the team in doubles and home runs...Tallied five multiple-hit games and five multiple-RBI performances...Went 3-for-5 with two runs scored, a pair of doubles and two RBI at UT Martin (3/6)...Homered in three-straight games from Feb. 29-Mar. 3...Was hit by pitch on three occasions vs. Ohio (3/1)...Ranked tied for seventh in the Ohio Valley Conference in doubles and tied for first in hit by pitch...OVC Commissioner's Honor Roll selection.

2019: Started 11 games at catcher before missing the rest of the season due to a concussion...Hit .257 with seven runs scored, three doubles, a triple and seven RBI...Walked nine times...Reached base safely in 10-straight games...Collected multiple hits on three

occasions...Posted two hits in back-to-back starts vs. Purdue Fort Wayne (3/2) and Southern Illinois (3/6)...Also had a season-best three runs scored and three RBI against the Mastodons...Drew a pair of walks vs. Western Illinois (2/24) and Purdue Fort Wayne (3/2)...Had two or more RBI in three of his starts...OVC Commissioner's Honor Roll selection.

2018: Played in 48 games and logged 40 starts...Scored 19 runs, added four doubles and ranked third on the team with seven home runs...Added 23 RBI and ranked second on the team with 27 walks...Had multiple hits three times and posted multiple RBI in six contests...Went a perfect 4-for-4 with two runs scored, a double and one walk at UT Martin (3/17)...Hit a grand slam and notched a season-high five RBI vs. South Dakota State (3/2)...Hit safely in four of his final six games of the season...OVC Commissioner's Honor Roll selection.

Prep: Suburban West All-Conference and All-Metro pick at Lafayette High School...Hit .508 with seven home runs and 29 RBI as a senior...Boasted a 1.000 slugging percentage that year...Limited to just seven games due to injury his junior season.

Personal: Born April 4, 1999...Majoring in Business Administration...Son of Dave and Tonia Stauss...His younger brother, Ty, is also with the Redhawks.

// Hitting Career-Highs

At-Bats	5	4x, last at UT Martin (3/6/20)
Runs	3	vs. Purdue Fort Wayne (3/2/19)
Hits	4	at UT Martin (3/17/18)
Doubles	2	at UT Martin (3/6/20)
Triples	1	vs. Western Illinois (2/23/19)
Home Runs	1	11x, last at Arkansas State (3/3/20)
RBI	5	vs. South Dakota State (3/2/18)
Stolen Bases	1	2x, last vs. Eastern Illinois (4/8/18)



Wade Stauss' Career Statistics at Southeast Missouri

Year	Avg.	GP-GS	AB	R	H	2B	3B	HR	RBI	TB	SLG%	BB	HBP	SO	GDP	OB%	SF	SH	SB-ATT	PO	A	E	FLD%
2018	.197	48-40	137	19	27	4	0	7	23	52	.380	27	6	58	2	.347	3	1	2-4	261	31	3	.990
2019	.257	11-11	35	7	9	3	1	0	7	14	.400	9	1	10	0	.422	0	0	0-0	84	4	3	.967
2020	.254	17-17	59	13	15	6	0	4	14	33	.559	7	6	23	0	.389	0	0	0-1	85	6	3	.968
Total	.221	76-68	231	39	51	13	1	11	44	99	.429	43	13	91	2	.369	3	1	2-5	430	41	9	.981

Wade Stauss' Career Statistics in Ohio Valley Conference Games

Year	Avg.	GP-GS	AB	R	H	2B	3B	HR	RBI	TB	SLG%	BB	HBP	SO	GDP	OB%	SF	SH	SB-ATT	PO	A	E	FLD%
2018	.229	28-25	83	13	19	3	0	4	13	34	.410	19	5	37	2	.394	2	1	2-3	162	17	2	.989
2019	.000	2-2	5	0	0	0	0	0	0	0	.000	1	0	2	0	.167	0	0	0-0	15	0	1	.938
2020	.455	3-3	11	5	5	2	0	0	3	7	.636	4	0	3	0	.600	0	0	0-1	14	2	1	.941
Total	.242	33-30	99	18	24	5	0	4	16	41	.414	24	5	42	2	.408	2	1	2-4	191	19	4	.981


FOLLOW THE REDHAWKS AT GOSOUTHEAST.COM





PROFILES

RETURNEES



// Pitcher
// 6-4 // 220 // R/R
// Sophomore
// Ava, Ill.
// Trico H.S.
// McKendree
University

RYAN VOGT

20



// Infield
// 6-3 // 225 // R/R
// Junior
// Los Alamitos, Calif.
// Los Alamitos H.S.
// Long Beach City
College

TYLER WILBER

9

2020 (Shortened due to COVID-19): Did not see action...Ohio Valley Conference Commissioner's Honor Roll selection.

McKendree College: Appeared in 12 games and made 11 starts during his only season at McKendree College in 2019...Led McKendree in starts...Recorded 54 strikeouts in 54.2 innings of work and held a 3.62 ERA...Finished with six or more strikeouts in five of his starts...Tallied a season-high eight strikeouts in four innings at Bellarmine (3/11)...Had seven strikeouts vs. Southern Indiana (4/3), Illinois Springfield (4/13) and Missouri S&T (4/20).

Prep: Put together a 4-0 record with 60 strikeouts and a 1.20 ERA as a senior at Trico High School...Helped lead the Pioneers to a regional title as a sophomore and threw two career no-hitters...Team captain as a senior...Earned First-Team All-Conference honors as a junior and senior...Played in the Southern Illinois Baseball Coaches Association (SIBCA) All-Star Game...Was also on the golf and basketball teams.

Personal: Born April 4, 2000...Majoring in Biology (Wildlife Conservation)...Son of Chris and Amy Vogt...Both of his parents are SEMO Alumni...His father played baseball at SEMO.

2020 (Shortened due to COVID-19): Named CoSIDA Academic All-District...Was ranked among D1 Baseball's top 40 junior hitters...Started all 17 games at shortstop...Ranked second on the team with a .406 batting average...Was one of three players who hit .400 or better...Led the Redhawks in runs (26), doubles (9), walks (11) and on-base percentage (.494)...Ranked second on the team in hits (28), slugging percentage (.696) and total bases (48)...Tied for second on the team with nine multiple-hit games...Narrowly missed hitting for the cycle when he opened the UT Martin series by going 4-for-6 with two singles, a double, home run, three runs and six RBI on Mar. 6...Went 4-for-6 with three runs scored and a double against the Skyhawks the next day (3/7)...Registered multiple hits in five of his final seven starts of the season...Was 3-for-4 with two doubles and two runs scored vs. Northern Illinois (2/22)...Led the Ohio Valley Conference in runs scored and ranked second in doubles, total bases and total plate appearances (85)...Also ranked among OVC leaders in batting average (7th), slugging percentage (7th), on-base percentage (3rd), hits (3rd), walks (4th) and at-bats (6th, 69)...Ranked second in the nation in runs scored and fourth in runs per game (1.53)...Was also ninth nationally in total bases...Preseason Third-Team All-America

selection by Collegiate Baseball...OVC Commissioner's Honor Roll selection.

2019: First-Team All-OVC selection...Led the OVC with a .383 batting average and .480 on-base percentage in 55 starts at shortstop...Led the Redhawks with 80 hits, 19 doubles, three triples, 11 total bases, 40 RBI, and a .531 slugging percentage...Ranked second on the team in runs (43) and walks (37)...Posted multiple hits in a team-high 27 starts...Rated second with nine multiple-RBI performances...Reached base safely in 20-consecutive games from Mar. 1-Apr. 1...Strung together a 14-game hitting streak from Mar. 1-22, longest on the team...Hit his first career home run at Eastern Illinois (3/31)...Collected a season-high four hits when he finished at 4-for-5 with a run scored, double and two RBI vs. Jacksonville State (4/7)...Had nine hits in three games vs. the Gamecocks...Also had a four-hit game at Morehead State (5/16)...Posted a season-high five RBI vs. Tennessee Tech (4/19)...Tallied multiple hits in four of his first six starts of the season...Ranked among league leaders in hits (5th), doubles (3rd) and walks (9th)...Rated 24th in the nation in batting average...OVC Commissioner's Honor Roll selection.



RETURNEES

PROFILES



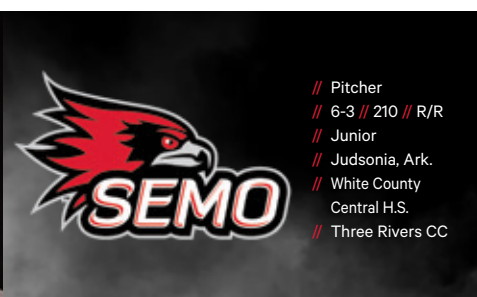
Long Beach City College:

Started 47 games at Long Beach City College in 2017...Hit .331 with 26 runs scored, 60 hits, six doubles, one home run and 20 RBI...boasted a .407 on-base percentage...Had 17 multiple-hit games.

Prep: Attended Los Alamitos High School.

Personal:

Born November 28, 1997... Majoring in Higher Education Administration...Son of Bruce Wilbur and Kathleen Goggin... Has one brother, Greg...His father played professional baseball for the Portland Mavericks, an independent team in the Class A Northwest League.



// Pitcher
// 6-3 // 210 // R/R
// Junior
// Judsonia, Ark.
// White County Central H.S.
// Three Rivers CC

AUSTIN WILLIAMS

27

2020 (Shortened due to COVID-19): Did not see action.

Three Rivers CC: Played his sophomore season at Three Rivers Community College in 2019...Posted a 4-4 record in 15 appearances and 11 starts...Struck out 84 and walked 25 in 63.2 innings...Averaged 11.8 strikeouts per nine innings...Tossed three complete games and picked up a save.

Prep: Four-year starter at White County Central High School...Earned All-State honors his final two prep seasons...Four-time All-Conference pick...Also and All-State honoree on the basketball team...Ranked eighth in his class as an Honors Graduate.

Personal: Born June 13, 1999...Majoring in Corporate Communication...Son of Greg and Leslie Williams.

Williams Baptist: Pitched his freshman campaign at Williams Baptist in 2018...Made 11 appearances and four starts and finished with a record of 1-5...Struck out 35 in 25.2 innings of work...Picked up one save.

// Hitting Career-Highs

At-Bats	6	3x, last at UT Martin (3/7/20)
Runs	3	5x, last at UT Martin (3/7/20)
Hits	4	4x, last at UT Martin (3/7/20)
Doubles	2	3x, last vs. Ohio (2/29/20)
Triples	1	4x, last vs. Northern Illinois (2/22/20)
Home Runs	1	5x, last at UT Martin (3/6/20)
RBI	6	at UT Martin (3/6/20)
Stolen Bases	1	4x, last at Southern Illinois (3/11/20)



Tyler Wilber's Career Statistics at Southeast Missouri

Year	Avg.	GP-GS	AB	R	H	2B	3B	HR	RBI	TB	SLG%	BB	HBP	SO	GDP	OB%	SF	SH	SB-ATT	PO	A	E	FLD%
2019	.383	55-55	209	43	80	19	3	2	40	111	.531	37	4	24	4	.480	2	1	1-5	66	114	11	.942
2020	.406	17-17	69	26	28	9	1	3	12	48	.696	11	3	8	3	.494	2	0	3-3	25	44	3	.958
Total	.388	72-72	278	69	108	28	4	5	52	159	.572	48	7	32	7	.484	4	1	4-8	91	158	14	.947

Tyler Wilber's Career Statistics in Ohio Valley Conference Games

Year	Avg.	GP-GS	AB	R	H	2B	3B	HR	RBI	TB	SLG%	BB	HBP	SO	GDP	OB%	SF	SH	SB-ATT	PO	A	E	FLD%
2019	.416	30-30	113	26	47	14	1	2	22	69	.611	18	3	12	1	.504	1	0	1-4	34	61	5	.950
2020	.647	3-3	17	8	11	2	0	1	8	16	.941	1	1	0	0	.684	0	0	1-1	5	4	1	.900
Total	.446	33-33	130	34	58	16	1	3	30	85	.654	19	4	12	1	.526	1	0	2-5	39	65	6	.945





PROFILES

RETURNEES



// Pitcher
// 6-4 // 190 // R/R
// Freshman
// Tinley Park, Ill.
// Tinley Park H.S.

COLLIN WILMA

26

2020 (Shortened due to COVID-19):

Boasted a 1.29 ERA, the lowest among Southeast Missouri relievers with at least six appearances...Pitched in six games and struck out four in seven innings...Allowed just one earned run and one walk...Recorded a season-high two strikeouts in 1.2 innings at Arkansas State (3/3)...Pitched a season-long two scoreless innings at Southern Illinois (3/11).

Lower Columbia College: Spent two seasons at Lower Columbia College in Longview, Washington...Picked up a team-high two saves and sported a 1-0 record with a 1.96 ERA in nine relief appearances as a sophomore...Recorded 25 strikeouts and walked just six in 18.1 innings...Finished with a season-high five strikeouts at Pierce College (5/4)...Fanned four 4.1 innings to earn his

only win vs. Clackamas (3/12)...Struck out one in two innings over two relief appearances as a freshman in 2018...Was part of two Northwest Athletic Conference titles...Named to the Dean's List...Had a 1.80 ERA in his junior college career.

Prep: Helped lead West Linn High School to the State Championship game as a senior...Led his conference with 10 saves and a 0.26 ERA...Honorable Mention All-State and was state runner-up his final prep campaign.

Personal: Born April 20, 1999...Majoring in Exercise Science...Son of Robert and Pamela Pittman.

// Pitching Career-Highs

Innings Pitched.....	7.1	vs. Ohio (2/29/20)
Fewest Hits.....	2	at UL Monroe (2/15/20)
Most Hits.....	9	at UT Martin (3/8/20)
Fewest Runs.....	1	at UL Monroe (2/15/20)
Most Runs.....	7	at UT Martin (3/8/20)
Fewest Walks.....	0	at UT Martin (3/8/20)
Strikeouts.....	6	vs. Northern Illinois (2/22/20)



// Utility
// 5-11 // 180 // S/R
// Senior
// Dardenne Prairie, Mo.
// Fort Zumwalt
West H.S.

DANNY WRIGHT

19

2020 (Shortened due to COVID-19):

Southeast Missouri's leadoff hitter who started all 17 games in center field...Hit .359 with 12 runs, four doubles, a triple, two home runs and 16 RBI...Finished with a .513 slugging percentage and .412 on-base percentage...Ranked third on the team with six stolen bases...Added eight multiple-hit games and collected multiple RBI on four occasions...Ended the shortened season on an eight-game hitting streak...Reached base safely in 11-straight games...Hit a grand slam as part of a three-hit performance vs. Northern Illinois (2/22)...Had three hits and a season-high five RBI at UT Martin (3/7)...Registered a total of five games with three hits...Tied for first in the Ohio Valley Conference in hits (29), tied for ninth in total bases (41), tied for fourth in hit by pitch (4), tied for fifth in stolen bases (6) and led the league in at-bats (78).

2019: Started 49 of 50 games...Logged 42 starts in center field...Hit .270 with 34 runs scored, 53 hits, nine doubles, a triple and 24 RBI...Walked 25 times and was hit by pitch on nine occasions...Ranked

second on the team with 11 stolen bases...Boasted a .987 fielding percentage, committing only two errors...Recorded two or more hits a total of 13 times and had multiple RBI in five games...Finished with three hits in back-to-back games at Belmont (5/5) and vs. Eastern Kentucky (5/10)...Had three hits twice more at SIU Edwardsville (3/16) and vs. Jacksonville State (4/7)...Posted a season-best three RBI vs. Memphis (3/19)...Scored a run in each of his first eight starts of the season...Had two hits in four games during that stretch.

2018: Hit .258 in 52 games and 50 starts...Made 33 of his starts in center field...Added 50 hits, three doubles, a triple, three home runs and 29 RBI...Ranked second on the team with 25 walks and was hit by a pitch nine times, also second-most on the team...Tied for third with eight stolen bases...Made just one error and boasted a .993 fielding percentage...Recorded multiple hits in seven games and multiple-RBI in six of his starts...Turned in a season-high five RBI at Austin Peay (3/31)...Posted seven games with three hits...Went

Collin Wilma's Career Statistics at Southeast Missouri

Year	ERA	W-L	APP	GS	CG	SHO	SV	IP	H	R	ER	BB	SO	2B	3B	HR	AB	B/Avg.	WP	HBP	BK	SFA	SHA
2020	7.36	1-0	4	3	0	0	0	18.1	23	15	15	5	19	6	0	3	82	.307	1	1	0	0	1

Collin Wilma's Career Statistics in Ohio Valley Conference Games

Year	ERA	W-L	APP	GS	CG	SHO	SV	IP	H	R	ER	BB	SO	2B	3B	HR	AB	B/Avg.	WP	HBP	BK	SFA	SHA
2020	21.00	0-0	1	1	0	0	0	3.0	9	7	7	0	4	2	0	2	18	.500	0	0	0	0	0



RETURNEES

PROFILES



3-for-5 with a season-best three runs scored at Tennessee Tech (4/29)...Held an eight-game hitting streak from Apr. 8-21.

2017: Landed a spot on the OVC All-Newcomer Team...Second-Team Perfect Game and Rawlings Sporting Goods Freshman All-American... Also earned Collegiate Baseball Newspaper and National Collegiate Baseball Writers Association Freshman All-America status... Named to the OVC All-Tournament Team...SEMO's top hitter with a .376 batting average in 51 games and 48 starts...Started the final 44 games of the season at second base... Registered 67 hits, 13 doubles, three triples, five home runs and 36 RBI... Ranked second on the team with a .472 on-base percentage...Boasted a .567 slugging percentage...Stole nine bases and committed just seven errors...Ranked sixth in the OVC in batting average and fourth in on-base percentage...Hit .408, had a .602 slugging percentage and recorded a .508 on-base percentage in 30 conference games...Had multiple-hits in 22 contests...Hit safely in each of his last 10 games of the season...Had three hits, a home run and four RBI vs. Saint Louis (4/18)... Went 3-for-5 with a home run, two runs scored and season-high five RBI at Jacksonville State (5/24).

Prep: Four-year starter and at Fort Zumwalt West High School... Earned First-Team All-Conference honors, was a First-Team All-District selection and Second-Team All-State infielder as a senior...Garnered First-Team All-Conference and All-District honors as a sophomore... Was named Second-Team All-Conference as a utility player his freshman year...Helped lead the Jaguars to a conference championship as a senior and a district title as a freshman...Played soccer and basketball... Won the Jaguar Award twice and was a three-time Defensive MVP in soccer...Three-time First-Team All-Conference soccer player, who also claimed All-Region honors.

Personal: Born August 7, 1997... Majoring in Higher Education Administration...Son of Lonnie and Kathleen Wright...His brothers, David and Peter, played baseball at Longview Community College.

// Hitting Career-Highs

At-Bats	7	vs. Northern Illinois (2/22/20)
Runs	3	2x, last at Tennessee Tech (4/29/18)
Hits	3	24x, last at UT Martin (3/7/20)
Doubles	2	2x, last vs. Northern Illinois (2/23/20)
Triples	3	6x, last at UT Martin (3/7/20)
Home Runs	1	10x, last vs. Northern Illinois (2/22/20)
RBI	5	2x, last at UT Martin (3/7/20)
Stolen Bases	2	2x, last vs. Ohio (2/29/20)



SEMO
BASEBALL

Danny Wright's Career Statistics at Southeast Missouri

Year	Avg.	GP-GS	AB	R	H	2B	3B	HR	RBI	TB	SLG%	BB	HBP	SO	GDP	OB%	SF	SH	SB-ATT	PO	A	E	FLD%
2017	.376	51-48	178	43	67	13	3	5	36	101	.567	26	8	36	0	.472	2	4	9-9	113	119	7	.971
2018	.258	52-50	194	33	50	3	1	3	29	64	.330	25	9	33	1	.367	1	3	8-11	117	32	1	.993
2019	.270	50-49	196	34	53	9	1	0	24	64	.327	25	9	52	5	.377	1	0	11-16	151	3	2	.987
2020	.359	17-17	78	12	28	4	1	2	16	40	.513	3	4	13	3	.472	0	0	6-8	29	2	0	1.000
Total	.307	170-164	646	122	198	29	6	10	105	269	.416	79	30	134	9	.404	4	7	34-44	410	156	10	.983

Danny Wright's Career Statistics in Ohio Valley Conference Games

Year	Avg.	GP-GS	AB	R	H	2B	3B	HR	RBI	TB	SLG%	BB	HBP	SO	GDP	OB%	SF	SH	SB-ATT	PO	A	E	FLD%
2017	.408	29-28	103	24	42	11	3	1	18	62	.602	19	3	22	0	.508	1	3	7-7	62	91	4	.975
2018	.324	28-27	108	22	35	3	0	3	20	47	.435	15	3	17	1	.421	0	2	3-5	70	9	0	1.000
2019	.270	30-30	126	17	34	5	1	0	12	41	.325	13	5	35	4	.359	1	0	8-10	91	1	2	.979
2020	.417	3-3	12	5	5	0	1	0	7	7	.583	3	2	3	0	.588	0	0	1-1	3	0	0	1.000
Total	.332	90-88	349	68	116	19	5	4	57	157	.450	50	13	77	5	.432	2	5	19-23	226	101	6	.982


FOLLOW THE REDHAWKS AT GOSOUTHEAST.COM





PROFILES

NEWCOMERS



// Pitcher
// 6-1 // 222 // L/L
// Junior
// Yakima, Wash.
// Naches Valley H.S.
// George Washington

JEB CALLAGHAN

00


George Washington: Appeared in four games and made one start in 2020...Struck out three in 6.1 innings...Recorded two strikeouts vs. Marist (2/21)...Longest outing was 2.2 innings vs. Tennessee (3/1).

Columbia Basin: Spent two seasons at Columbia Basin...Named NWAC First-Team All-East Region in 2019 after appearing in 11 games and making nine starts...Pitched one complete game and was 4-1 with a 2.70 ERA...Struck out 74 and walked 23 in 56.2 innings...Ranked second on the team in strikeouts and led the team with 11.75 strikeouts per nine innings...Allowed three or

less runs in 10 of 11 outings...As a freshman in 2018, he put together a record of 4-3 with 66 strikeouts in 55.1 innings.

Prep: Attended Naches Valley High School, where he was an 11-time letterman...Lettered four years in baseball, four in football and three in basketball...First-Team All-League selection as a junior and senior...Earned All-State honors as a senior.

Personal: Born July 14, 1998...Majoring in General Studies English Education...Son of Kelly and Brenda Callaghan...Has three older brothers, Jake, Thad and Eli.



// Outfield
// 5-11 // 182 // L/L
// Freshman
// Omaha, Neb.
// Omaha Central H.S.

ADONIS FORTE

30

Prep: Honorable Mention Class A All-State selection at Omaha Central High School...Hit .353 with 23 runs scored, 24 hits, 16 RBI, nine doubles, eight stolen bases and a triple as a junior...Nebraska cancelled the Spring 2020 season due to COVID-19 concerns.

Personal: Born March 22, 2002...Majoring in Computer Information Systems...Son of Boris and Tina Forte...Has two sisters, Erin and Paige.



// Pitcher
// 5-10 // 200 // L/L
// Sophomore
// Ballwin, Mo.
// Parkway South H.S.
// Southeastern CC (IA)

JOSH HOFFMANN


21

Southeastern CC (IA): Made 32 relief appearances at Southeastern Community College in West Burlington, Iowa...Completed the 2019 season with a perfect 6-0 record and two saves...Struck out 38 in 34 innings and held an average of 10.06 strikeouts per nine innings...Pitched in seven games out of the bullpen in 2020...Had six strikeouts in 5.1 innings of work.

Prep: Hit .376 with 29 runs scored, six doubles, a triple, three home runs and a team-high 27 RBI as a senior at Parkway South High School...Put together a 3-3 record with 62 strikeouts in 45.3 innings over 10 games and eight starts on

the mound...Pitched two complete games...Hit .297 with 16 runs, three doubles and 15 RBI his junior year...Made four starts and struck out six in 12 innings of work...Two-time First-Team All-Suburban West Conference selection.

Personal: Born September 30, 1999...Majoring in General Studies Business Administration...Son of Daniel Hoffmann and Tiffany McCarthy...Has one sister (Myah) and two brothers (Tyler Hoffmann and Miguel Rodriguez).



// Outfield
// 6-0 // 190 // R/R
// Sophomore
// Sacramento, Calif.
// Capital Christian School
// Cosumnes River College

BRETT GRABER

23

Cosumnes River College: Played two seasons at Cosumnes River College...Started 20 games, hitting .290 with 18 runs, 27 hits, four doubles, a triple, two home runs and 15 RBI as a sophomore...As a freshman, he hit .313 with 28 runs scored, 12 doubles, three triples, 16 RBI and six stolen bases in 37 games.

Prep: Hit .470 with 109 runs, 119 hits, 34 doubles, 13 triples, six home


runs and 83 RBI in 82 games in his prep career at Capital Christian High School...Hit .494 with 38 runs, 44 hits, 16 doubles, six triples, three home runs and 41 RBI as a senior...Helped lead Capital Christian to a Division V Championship.

Personal: Born August 24, 2000...Majoring in General Studies English Education...Son of John and Traci Graber.



NEWCOMERS

PROFILES



// Pitcher
// 6-2 // 218 // R/R
// Sophomore
// St. Albert, Alberta,
Canada
// Bellerose Composite
// Cloud County CC

JOSEPH KARALL

15

Cloud County CC: Went 4-3 with a 4.53 ERA at Cloud County Community College...Finished the 2019 season with a 2-2 record and one save in 14 appearances and five starts...Notched 35 strikeouts in 38.1 innings...Posted a 2-1 record in five games and three starts in 2020...Struck out 20 and walked seven in 19.1 innings.

Prep: Attended Bellerose Composite and played for the St. Albert Cardinals as a third baseman, outfielder and right-handed pitcher...As a senior, he helped St. Albert to an Alberta Provincial title...Honor Student.

Personal: Born August 20, 2000...Majoring in General Studies Health Sciences...Son of Don and Debbie Karall...Has three brothers, Thomas, Matthew and Kyle.



// Pitcher
// 6-1 // 225 // R/R
// Freshman
// St. Louis, Mo.
// Parkway Central H.S.

ANTHONY KLEIN

28

Prep: Four-year starter at Parkway Central High School...Earned All-Conference honors in multiple prep seasons...First-Team All-Conference selection as a junior...Hit .296 with seven runs scored, seven doubles and 16 RBI, while posting a 1.83 ERA with a team-high 57 strikeouts in 34.3 innings in 2019...Hit .256 with 19 runs, six doubles and

17 RBI during the 2018 campaign...Compiled a 4-3 record with 35 strikeouts in 49.7 innings...Finished with 30 strikeouts in 56.3 innings as a freshman.

Personal: Born August 20, 2001...Majoring in Exercise Science...Son of Rich and Michelle Klein...Has two sisters, Maria and Sophia.



// Pitcher
// 6-2 // 203 // L/L
// Freshman
// Belleville, Ill.
// Belleville West H.S.


JOEY KOSSINA

36

Prep: Outfielder and pitcher at Belleville West High School...First-Team All-Conference pitcher and Second-Team All-Conference outfielder in 2019...Named Second-Team All-Conference as both a pitcher and outfielder in 2018...As a senior, he hit .393 with a .486 on-base percentage, 35 runs, 46 hits, three doubles, a triple and 12 RBI...Put together a 5-2 record and 2.37 ERA in 10 games and nine starts...Threw three complete games and struck out a team-high 56 in

59 frames...Hit .360 with 19 runs scored, 31 hits, a triple and eight RBI his junior campaign...Boasted a .439 on-base percentage...Appeared in 11 games and started eight...Picked up a team-high three saves...Recorded 39 strikeouts in 37 innings.

Personal: Born October 27, 2001...Majoring in Mathematics Education...Son of David and Susie Kossina...Siblings are Tony, Cal and Kaylie.



// Outfield
// 6-4 // 203 // R/R
// Freshman
// O'Fallon, Mo.
// Living Word Christian H.S.

RYAN MALZAHN

35

Prep: Attended O'Fallon Christian High School...First-Team All-Conference and All-District performer in 2018 and 2019...Second-Team All-Conference and Newcomer of the Year in 2017...Hit .444 with 25 runs scored, 32 hits, 11 doubles, five triples, one home run and 22 RBI his final prep season...Hit .355 with

a .443 on-base percentage, .592 slugging percentage, 23 runs, 27 hits, eight doubles, two triples, two home runs and 17 RBI.

Personal: Born November 15, 2001...Majoring in Political Science...Son of Todd and Karen Malzahn...Has a sister, Katie.





PROFILES

NEWCOMERS



// Outfield
// 5-11 // 202 // R/R
// Sophomore
// West Des
Moines, Iowa
// West Des Moines
Valley H.S.
// Iowa Western CC

JEVON MASON

1

Iowa Western CC: Played two seasons at Iowa Western Community College...Hit .353 with 24 runs scored, 24 hits, six doubles, one home run and 16 RBI in 24 games during the 2020 campaign...Walked seven times and had a .423 on-base percentage...Played in 28 games and hit .286 with 17 runs, a double, two triples, two home runs and eight RBI in 2019.

Prep: All-Iowa selection in both baseball and football at West Des Moines Valley High School...Was the No. 11 ranked player in Iowa's 2018 class by Prep Baseball Report.

Personal: Born August 20, 2000...Majoring in Corporate Communication...Son of Larry and Stacy Mason...Has two brothers, Tyus and Darius.



// Pitcher
// 6-0 // 215 // R/R
// Sophomore
// Boynton, Fla.
// Trinity Christian
Academy
// Rend Lake College

BRANDON MCCABE

34

Rend Lake College: Did not see action at Rend Lake College in 2020...Originally committed to Miami, but reopened the recruiting process and later committed to LSU.

Prep: Was among Baseball America's top Florida prospects...Started his prep career at Boynton Beach High School, pitched for Trinity Christian and then ended his career

with one inning pitched at Forest Hill...Was recorded throwing as hard as 95 miles per hour...Baseball America ranked him as the No. 488 overall prospect in the 2017 Major League Baseball Draft.

Personal: Born April 4, 1998...Majoring in General Studies...Son of Tim and Teresa McCabe...Has one brother, Tylor.



// Utility
// 6-2 // 210 // R/R
// Freshman
// Eureka, Mo.
// Eureka H.S.

KYLE MILLER

7

Prep: Attended Eureka High School...Did not play in 2020 due to COVID-19...Hit .320 with 12 runs scored, a team-high seven doubles, one triple, a home run and eight RBI in 2019...Posted a .433 on-base percentage and .560 slugging percentage...Hit .308 with five runs, a home run and eight RBI in 2018.

Personal: Born December 8, 2001...Majoring in Finance...Son of Shawn and Holly Miller...Has one brother, Jack.



// Pitcher
// 6-3 // 212 // R/R
// Sophomore
// Milliken, Colo.
// Roosevelt H.S.
// Garden City CC

CONNERY O'DONNELL

32

Garden City CC: Pitched two seasons at Garden City Community College...Went 4-2 with a 2.92 ERA in seven appearances and five starts in 2020...Struck out 34 in 24.2 innings...Appeared in 13 games and made nine starts in 2019...Recorded 36 strikeouts in 46 innings...Ranked fourth on the team in strikeouts.

Prep: Was on the baseball, golf, basketball and football teams at Roosevelt High School...Registered a 7-2 record and 2.61 ERA as a senior...

Led his team to the state tournament that year...Earned All-Conference honors as a junior and senior...All-State selection his senior year...Four-year starter as a prep...Started high school career as an outfielder before becoming a pitcher...Posted a career record of 13-5 on the mound.

Personal: Born November 29, 1999...Majoring in General Studies Sport Management...Son of Kelly O'Donnell...Sibling is Regan.



NEWCOMERS

PROFILES



// Pitcher
// 6-7 // 252 // R/R
// Sophomore
// Ballwin, Mo.
// Parkway West H.S.
// John A. Logan College

MATT PEREGO

44

John A. Logan College: Did not see action in 2020.

State Fair CC: Pitched at State Fair Community College in 2019...Posted a 2-1 record in nine games and seven starts...Struck out 31 in 29.1 innings.

Prep: Attended Parkway West High School...Logged five starts and went 2-3 with a 2.53 ERA in 2017...Struck out 33 in 27.7 innings...Posted a

record of 5-2 in nine games and eight starts in 2016...Had 34 strikeouts in 44.3 innings...Pitched five complete games over his final two prep campaigns.

Personal: Born January 14, 1999...Majoring in Business Administration...Son of Kevin and Marilyn Perego...Has one brother, Eric and two sisters, Paige and Kaitlyn Laumann.



// Pitcher
// 6-0 // 190 // R/R
// Sophomore
// Anna, Ill.
// Jonesboro H.S.
// John A. Logan College

HUNTER RALLS

37

John A. Logan College: Pitched two seasons at John A. Logan College...Put together a 6-1 record with 46 strikeouts in 42.1 innings over 20 appearances and three starts in his junior college career...Averaged 9.8 strikeouts per nine innings...Also picked up one save.

Prep: First-Team All-Conference selection at nearby Anna-Jonesboro High School.

Personal: Born April 29, 2000...Majoring in Criminal Justice...Son of Steve and Paige Ralls...Has one sibling, Hayden.



// Pitcher
// 6-2 // 183 // L/L
// Freshman
// Chesapeake, Va.
// Atlantic Shores Christian H.S.
// Rend Lake College

JON SAWYERS

17

Rend Lake College: Struck out 17 and walked eight in two relief appearances...Did not allow an earned run.

Prep: First-Team All-State selection at Atlantic Shores Christian School as a senior...Second-Team All-State pick his junior year...First-Team All-Tidewater honoree...Was the closer for ASCS...Tossed a one-hitter

with 13 strikeouts in his only start during his team's state quarterfinal win...Hit .390 with seven doubles and 18 RBI.

Personal: Born November 5, 1999...Majoring in Engineering Physics...Son of Mark and Stacie Sawyers...Has two brothers, Eli and Christian.



// Infield
// 6-1 // 188 // L/R
// Sophomore
// Wauconda, Ill.
// Wauconda H.S.
// McHenry County College

DANNY SPERLING

14

McHenry County College: Played two seasons at McHenry County College...Hit .350 with a double, four walks and one RBI in 2020...Played 32 games and hit .375 with 28 runs scored, seven doubles, a triple, one home run and 18 RBI in 2019...Also walked 19 times and had a .504 on-base percentage that year.

Prep: Hit .312 with 23 runs, 25 hits, eight doubles, two triples and 15 RBI as a senior at Wauconda High School...Boasted a .451 on-base percentage and .462 slugging percentage.

Personal: Born August 22, 2000...Majoring in Business Administration...Son of Phil and Marybeth Sperling...Has one brother, Marc.





PROFILES

NEWCOMERS



// Utility
// 5-10 // 190 // L/R
// Freshman
// Wildwood, Mo.
// Lafayette H.S.

TY STAUSS

8

Prep: Hit .354 with a .747 slugging percentage during the 2019 campaign at Lafayette High School... Scored 25 runs, has seven doubles, a team-high six triples, four home runs and 19 RBI that year... Hit .513 with a .795 slugging percentage, 33 runs, 40 hits, nine doubles, five triples, a home run and 16 RBI in 2018... First-Team All-Conference and Second-Team All-State selection...

Was named 2018 Conference Player of the Year... Garnered First-Team All-Conference honors in 2019, as well.

Personal: Born September 5, 2001... Majoring in Computer Information Systems... Son of Dave and Tonia Stauss... Has three brothers, Cole, Wade and Jack... Wade also plays for SEMO.



// Pitcher
// 6-8 // 283 // R/R
// Sophomore
// St. Louis, Mo.
// Lutheran South H.S.
// Three Rivers CC

NOAH STONE

55

Three Rivers CC: Put together a 4-1 record in five starts during the 2020 campaign... Struck out 43 and walked 14 in 25 innings... Named NJCAA Pitcher of the Week after notching 14 strikeouts to go along with a 1.50 ERA vs. North Iowa Area CC (2/29)... Had 11 strikeouts in a shutout against North Central Missouri College (2/16).

Prep: Registered an 8-3 record with a 1.92 ERA in 11 starts during the 2017 season at Lutheran South High School... Struck out 84 in 65.7 innings... Put together a 3-1 record in seven games and five starts in 2016... Recorded 41 strikeouts in 28.3 innings and pitched two complete games.

Personal: Born October 14, 1998... Majoring in General Studies... Son of Brian and Alicia Stone... Has a sister, Amelia.



// Outfield
// 5-9 // 183 // R/R
// Sophomore
// Magnolia, Del.
// Atlantic Shores Christian H.S.
// Rend Lake College

BRAXTON ZIVIC

4

Rend Lake College: Played two seasons at Rend Lake College... Hit .423 with five runs, two doubles, three triples, a home run and five RBI... Posted a .444 on-base percentage and .846 slugging percentage in 2020... Hit .269 with 25 runs scored, three doubles, a home run and eight stolen bases in 2019-20.

Prep: Finished with a .409 batting average, 40 runs scored, 19 RBI, eight doubles, two triples and three home runs as a senior at Atlantic

Shores Christian High School... Hit .484 with 40 runs, 46 hits, eight doubles, two triples, two home runs and 22 RBI as a junior... Hit .399 with 22 doubles, five home runs and 60 RBI in his career.

Personal: Born April 16, 1999... Majoring in Biology (Pre-Med)... Son of Edward Zivic III and Tammy Zivic... Has a sister, Anessa... Can speak five different languages (English, German, Italian, Croatia, Spanish).





2021



REVIEW

Southeast Missouri had an overall record of 9-8 and a 2-1 mark in Ohio Valley Conference play when its 2020 season was abruptly cut short due to a COVID-19 pandemic. The Redhawks heated up to win seven of nine contests prior to the end of competition.



REVIEW

2020 FINAL STATISTICS

Overall: 9-8 Home: 5-3 Away: 4-5 OVC: 2-1

No.	Name	Avg.	GP-GS	AB	R	H	2B	3B	HR	RBI	TB	SLG%	BB	HBP	SO	GDP	OB%	SF	SH	SB-ATT	PO	A	E	FLD%
23	Justin Dirden	.414	17-17	70	20	29	3	2	9	26	63	.900	8	3	11	1	.471	4	0	9-9	39	5	1	.978
9	Tyler Wilber	.406	17-17	69	26	28	9	1	3	12	48	.696	11	3	8	3	.494	2	0	3-3	25	44	3	.958
12	Andrew Keck	.400	17-17	70	13	28	4	0	1	19	35	.500	8	1	12	2	.463	1	0	7-9	42	6	0	1.000
19	Danny Wright	.359	17-17	78	12	28	4	1	2	16	40	.513	3	4	13	3	.412	0	0	6-8	29	2	0	1.000
4	Caleb Feuerstake	.277	15-12	47	11	13	1	3	2	8	26	.553	6	1	17	0	.364	1	0	5-5	27	2	0	1.000
22	Austin Blazevic	.266	16-16	64	8	17	2	0	0	12	19	.297	5	3	11	0	.347	0	0	2-4	119	15	1	.993
13	Wade Stauss	.254	17-17	59	13	15	6	0	4	14	33	.559	7	6	23	0	.389	0	0	0-1	85	6	3	.968
2	Connor Basler	.224	17-16	49	11	11	1	0	0	6	12	.245	9	2	12	0	.367	0	3	3-3	27	27	3	.947

1	Landon Hahn	.361	12-9	36	9	13	2	1	0	8	17	.472	5	1	7	0	.452	0	2	1-3	16	24	1	.976
10	Lincoln Andrews	.103	11-7	29	3	3	0	1	0	0	5	.172	2	1	12	0	.188	0	0	0-0	22	1	0	1.000
16	Peyton Leeper	.074	12-8	27	3	2	0	0	0	0	2	.074	5	1	11	0	.242	0	1	0-1	4	15	2	.905
Totals		.313	17-17	598	129	187	32	9	21	121	300	.502	69	26	137	9	.402	8	6	36-46	443	176	15	.976
Opponents		.298	17-17	591	111	176	29	2	17	104	260	.440	54	16	120	4	.367	10	5	10-16	442	162	14	.977

LOB - Team (136), Opp (122). DPs turned - Team (5), Opp (15). IBB - Team (2), Dirden, J. 2. Picked off - Dirden, J. 2, Keck, A. 1, Wright, D. 1.

No.	Name	ERA	W-L	APP	GS	CG	SHO/CBO	SV	IP	H	R	ER	BB	SO	2B	3B	HR	AB	B/Avg.	WP	HBP	BK	SFA	SHA
25	Dylan Dodd	3.38	2-1	4	4	1	1/0	0	26.2	22	10	10	7	36	3	0	1	100	.220	1	2	0	0	1
18	Noah Niznik	3.52	3-0	4	4	1	1/0	0	23.0	21	10	9	6	15	2	0	4	87	.241	1	0	0	0	0
36	Bryan McNeely	4.15	1-3	5	3	0	0/0	0	17.1	24	13	8	2	5	2	0	3	74	.324	1	2	0	1	0
26	Collin Wilma	7.36	1-0	4	3	0	0/0	0	18.1	23	15	15	5	19	6	0	3	75	.307	1	1	0	0	1

11	Rance Pittman	1.29	0-0	6	0	0	0/0	0	7.0	9	2	1	1	4	2	0	0	29	.310	1	0	0	1	1
37	David Webb	2.84	0-0	5	0	0	0/0	0	6.1	9	5	2	3	1	0	1	0	24	.375	0	0	0	3	0
38	Hayden Malenfant	5.19	0-1	5	0	0	0/0	0	8.2	9	5	5	2	4	1	0	0	33	.273	0	0	0	0	2
35	Braden Cox	5.79	0-0	3	0	0	0/0	0	4.2	3	3	3	3	3	0	0	1	15	.200	0	1	0	2	0
32	Nathan Bock	5.79	0-0	4	1	0	0/0	0	4.2	10	6	3	2	6	2	0	0	23	.435	0	0	0	0	0
14	Keegan Meyn	6.43	0-1	6	0	0	0/0	2	7.0	10	7	5	4	7	1	0	0	30	.333	2	1	0	1	0
33	Bryce Grossius	6.48	1-0	7	0	0	0/0	0	8.1	8	6	6	4	5	1	0	1	31	.258	0	1	1	0	0
31	Blake Cisneros	10.00	0-1	7	0	0	0/0	0	9.0	15	10	10	7	11	5	0	1	39	.385	1	2	0	0	0
28	Dylan Needham	15.43	1-0	3	0	0	0/0	0	2.1	3	5	4	2	2	0	1	0	10	.300	1	4	0	1	0
21	Michael Hojnacki	29.08	0-1	3	2	0	0/0	0	4.1	10	14	14	6	2	4	0	3	21	.476	1	2	0	1	0
Totals		5.79	9-8	17	17	2	2/0	2	147.2	176	111	95	54	120	29	2	17	591	.298	10	16	1	10	5
Opponents		6.78	8-9	17	17	1	0/0	4	147.1	187	129	111	69	137	32	9	21	598	.313	16	26	2	8	6

PB - Team (1), Keck, A. 1, Opp (8). Pickoffs - Team (4), Malenfant, H 1, Stauss, W. 1, Keck, A. 1, Dodd, D. 1, Opp (4). SBA/ATT - Stauss, W. (7-9), Keck, A. (3-6), Pittman, R. (3-3), Dodd, D. (1-3), Hojnacki, M. (1-2), Bock, N. (1-2), Needham, D. (1-1), Niznik, N. (1-1), Webb, D. (1-1), Wilma, C. (0-1), McNeely, B. (0-1), Meyn, K. (1-1).



2020 FINAL OVC STATISTICS

REVIEW



OVC: 2-1 Away: 2-1

No.	Name	Avg.	GP-GS	AB	R	H	2B	3B	HR	RBI	TB	SLG%	BB	HBP	SO	GDP	OB%	SF	SH	SB-ATT	PO	A	E	FLD%
9	Tyler Wilber	.647	3-3	17	8	11	2	0	1	8	16	.941	1	1	0	0	.684	0	0	1-1	5	4	1	.900
23	Justin Dirden	.467	3-3	15	5	7	1	1	2	8	16	1.067	2	1	2	0	.526	1	0	1-1	6	3	0	1.000
12	Andrew Keck	.333	3-3	15	5	5	1	0	0	5	6	.400	2	1	2	0	.444	0	0	2-2	6	1	0	1.000
22	Austin Blazevic	.333	3-3	15	4	5	1	0	0	3	6	.400	2	1	2	0	.444	0	0	1-1	31	2	0	1.000

10	Lincoln Andrews	.500	2-0	2	1	1	0	1	0	0	3	1.500	1	0	0	0	.667	0	0	0-0	0	0	0	.000
16	Peyton Leeper	.500	2-0	2	3	1	0	0	0	0	1	.500	1	0	0	0	.667	0	0	0-0	0	1	0	1.000
1	Landon Hahn	.462	3-3	13	4	6	1	0	0	5	7	.538	2	1	2	0	.563	0	0	0-2	1	14	1	.938
2	Connor Basler	.455	3-3	11	4	5	0	0	0	4	5	.455	4	1	2	0	.625	0	0	0-0	3	1	0	1.000
13	Wade Stauss	.455	3-3	11	5	5	2	0	0	3	7	.636	4	0	3	0	.600	0	0	0-1	14	2	1	.941
19	Danny Wright	.417	3-3	12	5	5	0	1	0	7	7	.583	3	2	3	0	.588	0	0	1-1	3	0	0	1.000
4	Caleb Feuerstake	.357	3-3	14	7	5	1	1	1	5	11	.786	1	0	3	0	.375	1	0	2-2	9	0	0	1.000
Totals		.441	3-3	127	51	56	9	4	4	48	85	.669	23	8	19	0	.544	2	0	8-11	80	35	3	.975
Opponents		.336	3-3	116	24	39	7	0	5	24	61	.526	9	3	23	0	.392	2	0	0-0	81	40	4	.968

LOB - Team (28), Opp (26). DPs turned - Team (0), Opp (3). Picked off - Dirden, J. 2, Keck, A. 1.

No.	Name	ERA	W-L	APP	GS	CG	SHO/CBO	SV	IP	H	R	ER	BB	SO	2B	3B	HR	AB	B/Avg.	WP	HBP	BK	SFA	SHA
18	Noah Niznik	1.50	1-0	1	1	0	0/0	0	6.0	5	1	1	0	6	1	0	1	23	.217	0	0	0	0	0
25	Dylan Dodd	6.00	1-0	1	1	0	0/0	0	6.0	6	4	4	2	7	1	0	0	25	.240	1	1	0	0	0
26	Collin Wilma	21.00	0-0	1	1	0	0/0	0	3.0	9	7	7	0	4	2	0	2	18	.500	0	0	0	0	0

38	Hayden Malenfant	0.00	0-0	2	0	0	0/0	0	2.2	0	0	0	0	1	0	0	0	9	.000	0	0	0	0	0
37	David Webb	0.00	0-0	1	0	0	0/0	0	2.0	3	2	0	1	1	0	0	0	9	.333	0	0	0	0	0
28	Dylan Needham	0.00	0-0	1	0	0	0/0	0	1.0	1	0	0	0	0	0	0	0	4	.250	0	1	0	0	0
35	Braden Cox	0.00	0-0	1	0	0	0/0	0	1.0	0	0	0	1	0	0	0	0	3	.000	0	0	0	0	0
36	Bryan McNeely	0.00	0-0	1	0	0	0/0	0	0.0	1	0	0	0	0	0	0	0	1	1.000	0	0	0	0	0
31	Blake Cisneros	4.50	0-0	1	0	0	0/0	0	2.0	3	1	1	3	2	1	0	0	7	.429	0	0	0	0	0
33	Bryce Grossius	13.50	0-0	1	0	0	0/0	0	1.1	4	2	2	1	1	0	0	1	7	.571	0	0	0	0	0
21	Michael Hojnacki	27.00	0-0	1	0	0	0/0	0	1.0	3	3	3	1	1	1	0	1	5	.600	1	0	0	1	0
14	Keegan Meyn	54.00	0-1	1	0	0	0/0	0	0.2	4	4	4	0	0	1	0	0	5	.800	0	1	0	1	0
Totals		7.43	2-1	3	3	0	0/0	0	26.2	39	24	22	9	23	7	0	5	116	.336	2	3	0	2	0
Opponents		15.33	1-2	3	3	0	0/0	0	27.0	56	51	46	23	19	9	4	4	127	.441	2	8	0	2	0

PB - Team (1), Keck, A. 1. Pickoffs - Team (0), Opp (3).

OVC TOURNAMENT CHAMPIONS • 1998 • 2002 • 2016 // NCAA TOURNAMENT • 1998 • 2002 • 2016





REVIEW

2020 FINAL STATISTICS

Date	Opponent	W/L	Score	R	H	E	R	H	E	Innings	Overall	Conference	Pitcher of Record	Attendance	Time
02-14-20	at UL Monroe	L	1-5	1	1	2/	5	10	0	9	0-1-0	0-0-0	Dodd (L, 0-1)	875	2:30
02-15-20	at UL Monroe	L	4-13	4	6	1/	13	12	1	9	0-2-0	0-0-0	Hojnacki (L, 0-1)	908	3:03
02-16-20	at UL Monroe	W	6-2	6	8	1/	2	5	2	9	1-2-0	0-0-0	Niznik (W, 1-0)	885	2:38
02-18-20	at Kentucky	L	4-9	4	11	2/	9	10	0	9	1-3-0	0-0-0	McNeely (L, 0-1)	1922	3:00
02-21-20	NORTHERN ILLINOIS	L	4-7	4	9	0/	7	9	0	9	1-4-0	0-0-0	Cisneros (L, 0-1)	331	3:05
02-22-20	NORTHERN ILLINOIS	L	5-7	5	9	0/	7	12	3	9	1-5-0	0-0-0	Malenfant (L, 0-1)	-	2:54
02-22-20	NORTHERN ILLINOIS	W	16-15	15	21	2/	15	13	1	(10)	2-5-0	0-0-0	Grossius (W, 1-0)	432	4:23
02-23-20	NORTHERN ILLINOIS	L	5-11	5	11	4/	11	14	0	9	2-6-0	0-0-0	McNeely (L, 0-2)	201	3:24
02-28-20	OHIO	W	3-0	3	7	0/	0	5	2	9	3-6-0	0-0-0	Dodd (W, 1-1)	243	2:22
02-29-20	OHIO	W	3-0	3	4	0/	0	3	0	7	4-6-0	0-0-0	Niznik (W, 2-0)	456	1:44
02-29-20	OHIO	W	9-2	9	13	0/	2	6	0	9	5-6-0	0-0-0	Wilma (W, 1-1)	456	2:40
03-01-20	OHIO	W	9-7	9	10	0/	7	11	0	9	6-6-0	0-0-0	McNeely (W, 1-2)	289	2:48
03-03-20	at Arkansas State	W	5-3	5	11	0/	3	12	1	9	7-6-0	0-0-0	Needham (W, 1-0)	271	3:57
03-06-20	at UT Martin*	W	16-6	16	17	2/	6	9	1	9	8-6-0	1-0-0	Dodd (W, 2-1)	34	3:10
03-07-20	at UT Martin*	W	22-4	22	21	0/	4	9	3	9	9-6-0	2-0-0	Niznik (W, 3-0)	102	3:12
03-08-20	at UT Martin*	L	13-14	13	18	1/	14	21	0	9	9-7-0	2-1-0	Meyn (L, 0-1)	72	3:22
03-11-20	at Southern Illinois	L	4-6	4	10	0/	6	15	0	9	9-8-0	2-1-0	McNeely (L, 1-3)	196	2:46

Home Games in **BOLD CAPS**; * - Denotes Ohio Valley Conference Game

Southeast Missouri Hitting Statistics (Home Games)

Home: 5-3

No.	Name	Avg.	GP-GS	AB	R	H	2B	3B	HR	RBI	TB	SLG%	BB	HBP	SO	GDP	OB%	SF	SH	SB-ATT	PO	A	E	FLD%
23	Justin Dirden	.438	8-8	32	11	14	0	1	6	14	34	1.063	4	0	7	1	.474	2	0	2-2	20	1	0	1.000
12	Andrew Keck	.438	8-8	32	7	14	3	0	1	11	20	.625	4	0	5	1	.486	1	0	2-3	17	1	0	1.000
9	Tyler Wilber	.433	8-8	30	14	13	6	1	1	2	24	.800	5	2	2	1	.526	1	0	1-1	18	21	0	1.000
19	Danny Wright	.297	8-8	37	5	11	3	0	1	5	17	.459	0	2	7	1	.333	0	0	4-5	15	0	0	1.000
22	Austin Blazeovic	.290	8-8	31	2	9	1	0	0	8	10	.323	1	1	5	0	.333	0	0	0-2	54	11	1	.985
13	Wade Stauss	.231	8-8	26	3	6	3	0	2	7	15	.577	1	6	9	0	.394	0	0	0-0	44	4	2	.960
2	Connor Basler	.143	8-7	21	4	3	1	0	0	0	4	.190	2	0	5	0	.217	0	2	2-2	8	19	1	.964

1	Landon Hahn	.375	6-4	16	4	6	1	1	0	3	9	.563	2	0	2	0	.444	0	1	1-1	9	6	0	1.000
4	Caleb Feuerstake	.353	6-5	17	3	6	0	2	1	3	13	.765	4	1	6	0	.500	0	0	1-1	8	1	0	1.000
16	Peyton Leeper	.077	6-4	13	0	1	0	0	0	0	1	.077	1	0	8	0	.143	0	0	0-0	2	3	1	.833
10	Lincoln Andrews	.063	5-4	16	1	1	0	0	0	0	1	.063	0	1	6	0	.118	0	0	0-0	13	0	0	1.000
Totals		.310	8-8	271	54	84	18	5	12	53	148	.546	24	13	62	4	.388	4	3	13-17	213	82	6	.980
Opponents		.271	8-8	269	49	73	14	1	7	45	110	.409	28	5	55	3	.343	7	2	5-8	199	60	6	.977

LOB - Team (62), Opp (49). DPs turned - Team (3), Opp (7). IBB - Team (2), Dirden, J. 2.





Southeast Missouri Hitting Statistics (Away Games)

Away: 4-5

No.	Name	Avg.	GP-GS	AB	R	H	2B	3B	HR	RBI	TB	SLG%	BB	HBP	SO	GDP	OB%	SF	SH	SB-ATT	PO	A	E	FLD%
19	Danny Wright	.415	9-9	41	7	17	1	1	1	11	23	.561	3	2	6	2	.478	0	0	2-3	14	2	0	1.000
23	Justin Dirden	.395	9-9	38	9	15	3	1	3	12	29	.763	4	3	4	0	.468	2	0	7-7	19	4	1	.958
9	Tyler Wilber	.385	9-9	39	12	15	3	0	2	10	24	.615	6	1	6	2	.468	1	0	2-2	7	23	3	.909
12	Andrew Keck	.368	9-9	38	6	14	1	0	0	8	15	.395	4	1	7	1	.442	0	0	5-6	25	5	0	1.000
2	Connor Basler	.286	9-9	28	7	8	0	0	0	6	8	.286	7	2	7	0	.459	0	1	1-1	19	8	2	.931
13	Wade Stauss	.273	9-9	33	10	9	3	0	2	7	18	.545	6	0	14	0	.385	0	0	0-1	41	2	1	.977
22	Austin Blazevic	.242	8-8	33	6	8	1	0	0	4	9	.273	4	2	6	0	.359	0	0	2-2	65	4	0	1.000
4	Caleb Feuerstake	.233	9-7	30	8	7	1	1	1	5	13	.433	2	0	11	0	.273	1	0	4-4	19	1	0	1.000

1	Landon Hahn	.350	6-5	20	5	7	1	0	0	5	8	.400	3	1	5	0	.458	0	1	0-2	7	18	1	.962
10	Lincoln Andrews	.154	6-3	13	2	2	0	1	0	0	4	.308	2	0	6	0	.267	0	0	0-0	9	1	0	1.000
16	Peyton Leeper	.071	6-4	14	3	1	0	0	0	0	1	.071	4	1	3	0	.316	0	1	0-1	2	12	1	.933
Totals		.315	9-9	327	75	103	14	4	9	68	152	.465	45	13	75	5	.414	4	3	23-29	230	94	9	.973
Opponents		.320	9-9	322	62	103	15	1	10	59	150	.466	26	11	65	1	.387	3	3	5-8	243	102	8	.977

LOB - Team (74), Opp (73). DPs turned - Team (2), Opp (8). Picked off - Dirden, J. 2, Wright, D. 1, Keck, A. 1.

Southeast Missouri Hitting Statistics (Non-Conference Games)

Record: 7-7 Home: 5-3 Away: 2-4

No.	Name	Avg.	GP-GS	AB	R	H	2B	3B	HR	RBI	TB	SLG%	BB	HBP	SO	GDP	OB%	SF	SH	SB-ATT	PO	A	E	FLD%
12	Andrew Keck	.418	14-14	55	8	23	3	0	1	14	29	.527	6	0	10	2	.468	1	0	5-7	36	5	0	1.000
23	Justin Dirden	.400	14-14	55	15	22	2	1	7	18	47	.855	6	2	9	1	.455	3	0	8-8	33	2	1	.972
19	Danny Wright	.348	14-14	66	7	23	4	0	2	9	33	.500	0	2	10	3	.368	0	0	5-7	26	2	0	1.000
9	Tyler Wilber	.327	14-14	52	18	17	7	1	2	4	32	.615	10	2	8	3	.439	2	0	2-2	20	40	2	.968
22	Austin Blazevic	.245	13-13	49	4	12	1	0	0	9	13	.265	3	2	9	0	.315	0	0	1-3	88	13	1	.990
13	Wade Stauss	.208	14-14	48	8	10	4	0	4	11	26	.542	3	6	20	0	.333	0	0	0-0	71	4	2	.974
2	Connor Basler	.158	14-13	38	7	6	1	0	0	2	7	.184	5	1	10	0	.273	0	3	3-3	24	26	3	.943

1	Landon Hahn	.304	9-6	23	5	7	1	1	0	3	10	.435	3	0	5	0	.385	0	2	1-1	15	10	0	1.000
4	Caleb Feuerstake	.242	12-9	33	4	8	0	2	1	3	15	.455	5	1	14	0	.359	0	0	3-3	18	2	0	1.000
10	Lincoln Andrews	.074	9-7	27	2	2	0	0	0	0	2	.074	1	1	12	0	.138	0	0	0-0	22	1	0	1.000
16	Peyton Leeper	.040	10-8	25	0	1	0	0	0	0	1	.040	4	1	11	0	.200	0	1	0-1	4	14	2	.900
Totals		.278	14-14	471	78	131	23	5	17	73	215	.456	46	18	118	9	.360	6	6	28-35	363	141	12	.977
Opponents		.288	14-14	475	87	137	22	2	12	80	199	.419	45	13	97	4	.360	8	5	10-16	361	122	10	.980

LOB - Team (108), Opp (96). DPs turned - Team (5), Opp (12). IBB - Team (2), Dirden, J. 2. Picked off - Wright, D. 1.





REVIEW

2020 FINAL STATISTICS

Southeast Missouri Pitching Statistics (Home Games)

Home: 5-3

No.	Name	ERA	W-L	APP	GS	CG	SHO/CBO	SV	IP	H	R	ER	BB	SO	2B	3B	HR	AB	B/Avg.	WP	HBP	BK	SFA	SHA
25	Dylan Dodd	1.20	1-0	2	2	1	1/0	0	15.0	10	2	2	3	23	2	0	1	52	.192	0	1	0	0	0
36	Bryan McNeely	2.79	1-1	2	1	0	0/0	0	9.2	8	5	3	0	2	1	0	2	36	.222	1	1	0	1	0
18	Noah Niznik	4.91	1-0	2	2	1	1/0	0	11.0	11	7	6	5	6	1	0	2	41	.268	0	0	0	0	0
26	Collin Wilma	4.97	1-0	2	2	0	0/0	0	12.2	12	7	7	3	11	4	0	1	48	.250	0	1	0	0	0

11	Rance Pittman	0.00	0-0	3	0	0	0/0	0	2.1	2	1	0	1	1	1	0	0	9	.222	1	0	0	1	0
32	Nathan Bock	0.00	0-0	1	0	0	0/0	0	0.0	1	0	0	0	0	0	0	0	1	1.000	0	0	0	0	0
37	David Webb	2.45	0-0	3	0	0	0/0	0	3.2	5	2	1	2	0	0	0	0	13	.385	0	0	0	2	0
14	Keegan Meyn	2.70	0-0	3	0	0	0/0	1	3.1	3	3	1	3	3	0	0	0	13	.231	2	0	0	0	0
35	Braden Cox	9.00	0-0	1	0	0	0/0	0	3.0	2	3	3	1	2	0	0	1	9	.222	0	1	0	2	0
38	Hayden Malenfant	9.82	0-1	2	0	0	0/0	0	3.2	5	4	4	1	1	1	0	0	13	.385	0	0	0	0	2
33	Bryce Grossius	10.80	1-0	3	0	0	0/0	0	3.1	3	4	4	3	3	1	0	0	13	.231	0	0	1	0	0
31	Blake Cisneros	11.57	0-1	2	0	0	0/0	0	2.1	7	3	3	1	2	1	0	0	14	.500	1	0	0	0	0
28	Dylan Needham	36.00	0-0	1	0	0	0/0	0	1.0	2	5	4	2	1	0	1	0	5	.400	1	1	0	1	0
21	Michael Hojnacki	99.00	0-0	1	1	0	0/0	0	0.0	2	3	3	3	0	2	0	0	2	1.000	0	0	0	0	0
Totals		5.20	5-3	8	8	2	2/0	1	71.0	73	49	41	28	55	14	1	7	269	.271	6	5	1	7	2
Opponents		6.65	3-5	8	8	1	0/0	1	66.1	84	54	49	24	62	18	5	12	271	.310	7	13	0	4	3

PB - Team (0), Opp (4). Pickoffs - Team (4), Stauss, W. 1, Dodd, D. 1, Keck, A. 1, Malenfant, H. 1. SBA/ATT - Stauss, W. (4-6), Dodd, D. (0-2), Meyn, K. (1-1), Wilma, C. (0-1), Keck, A. (1-1), Webb, D. (1-1), Pittman, R. (1-1), Needham, D. (1-1), Niznik, N. (1-1).

Southeast Missouri Pitching Statistics (Away Games)

Away: 4-5

No.	Name	ERA	W-L	APP	GS	CG	SHO/CBO	SV	IP	H	R	ER	BB	SO	2B	3B	HR	AB	B/Avg.	WP	HBP	BK	SFA	SHA
18	Noah Niznik	2.25	2-0	2	2	0	0/0	0	12.0	10	3	3	1	9	1	0	2	46	.217	1	0	0	0	0
25	Dylan Dodd	6.17	1-1	2	2	0	0/0	0	11.2	12	8	8	4	13	1	0	0	48	.250	1	1	0	0	1

35	Braden Cox	0.00	0-0	2	0	0	0/0	0	1.2	1	0	0	2	1	0	0	0	6	.167	0	0	0	0	0
28	Dylan Needham	0.00	1-0	2	0	0	0/0	0	1.1	1	0	0	0	1	0	0	0	5	.200	0	3	0	0	0
38	Hayden Malenfant	1.80	0-0	3	0	0	0/0	0	5.0	4	1	1	1	3	0	0	0	20	.200	0	0	0	0	0
11	Rance Pittman	1.93	0-0	3	0	0	0/0	0	4.2	7	1	1	0	3	1	0	0	20	.350	0	0	0	0	1
37	David Webb	3.38	0-0	2	0	0	0/0	0	2.2	4	3	1	1	1	0	1	0	11	.364	0	0	0	1	0
33	Bryce Grossius	3.60	0-0	4	0	0	0/0	0	5.0	5	2	2	1	2	0	0	1	18	.278	0	1	0	0	0
32	Nathan Bock	5.79	0-0	3	1	0	0/0	0	4.2	9	6	3	2	6	2	0	0	22	.409	0	0	0	0	0
36	Bryan McNeely	5.87	0-2	3	2	0	0/0	0	7.2	16	8	5	2	3	1	0	1	38	.421	0	1	0	0	0
31	Blake Cisneros	9.45	0-0	5	0	0	0/0	0	6.2	8	7	7	6	9	4	0	1	25	.320	0	2	0	0	0
14	Keegan Meyn	9.82	0-1	3	0	0	0/0	1	3.2	7	4	4	1	4	1	0	0	17	.412	0	1	0	1	0
26	Collin Wilma	12.71	0-0	2	1	0	0/0	0	5.2	11	8	8	2	8	2	0	2	27	.407	1	0	0	0	1
21	Michael Hojnacki	22.85	0-1	2	1	0	0/0	0	4.1	8	11	11	3	2	2	0	3	19	.421	1	2	0	1	0
Totals		6.34	4-5	9	9	0	0/0	1	76.2	103	62	54	26	65	15	1	10	322	.320	4	11	0	3	3
Opponents		6.89	5-4	9	9	0	0/0	3	81.0	103	75	62	45	75	14	4	9	327	.315	9	13	2	4	3

PB - Team (1), Keck, A. 1, Opp (4). Pickoffs - Team (0), Opp (4). SBA/ATT - Keck, A. (2-5), Stauss, W. (3-3), Bock, N. (1-2), Hojnacki, M. (1-2), Pittman, R. (2-2), Dodd, D. (1-1), McNeely, B. (0-1).





2021



OVC

Southeast Missouri enters its 30th year as a member of the Ohio Valley Conference. Since joining the league in 1992, the Redhawks have won four OVC regular-season titles, three tournament crowns and made three NCAA Tournament appearances.



THIS IS THE OVC

OVC HISTORY

Now in its 73rd year, the Ohio Valley Conference continues to build on the success that has made it the nation's eighth-oldest NCAA Division I conference.

In May 2011 the Conference expanded for the second time in four years, adding Belmont University which began competition in the 2012-13 academic year. The addition of Belmont gave the OVC 12 members, the most the league has had at one time in its illustrious history. The move added a second team in the city of Nashville and was the first addition to the league since Southern Illinois University Edwardsville joined in 2008.

Subsequently, the league has shown its stability over the past decade, seeing only one member institution depart over the past 20 years.

The 2009-10 school year saw a change in leadership as Beth DeBauche was named the seventh full-time Commissioner in league history on July 28, 2009. The last three commissioners of the OVC have moved onto jobs as the commissioner of the Big Ten, Big 12 and the Mid-American Conferences.

The OVC's proud history dates back to 1948, but seeds for the new league were actually planted in 1941. It was then that Roy Stewart, the athletics director at Murray State, Charles "Turkey" Hughes, the athletics director at Eastern Kentucky, and Kelly Thompson, the public relations director at Western Kentucky, first broached the idea of forming a new conference.

Discussions were put on hold by World War II, but reemerged February 27-28, 1948 at the Kentucky Hotel in Louisville as the three original institutions combined with Morehead State, Louisville and Evansville to form the OVC.

In the 1950s, the OVC became a pioneer on a much more significant scale socially. During times of racial segregation, league member

Morehead State became one of the first non-traditionally black mid-southern institutions to accept a black student. In 1958 Marshall Banks earned athletically-related aid at Morehead, which signed a second black athlete, Howard Murphy, a year later. In 1961 Murphy earned all-conference recognition as a halfback in football. With racial barriers broken, the rest of the institutions in the league began to provide educational and athletic opportunities to African-Americans.

After Title IX legislation passed in 1972, women's athletics began a rebirth on the national scene as the NCAA began sponsoring and marketing women's sports. Recognizing the need to provide increased opportunities for female athletes, the OVC began formulating plans for women's athletics in 1975 and established women's championships in the sports of basketball, tennis and track in 1977, with cross country and volleyball added over the next four years. Those sports were initially governed by the Association of Intercollegiate Athletics for Women (AIAW), but the overall strength of women's programs in the league was demonstrated by the automatic bids the OVC instantly received when the NCAA became the governing body in 1982. The conference added women's golf and softball in 1994 and women's soccer in 1998.

Through the past 72 years, 15 teams have won or shared the league's football title. The list is led by Eastern Kentucky, winner of 21 outright or shared football crowns, which is tied with Massachusetts for the second-most in Football Championship Subdivision history (trailing only Grambling's 25 SWAC titles). Among OVC teams, former member Middle Tennessee is next with 11 titles, followed by Tennessee Tech with 10 and Jacksonville State, Murray State and former

member Western Kentucky with eight apiece. Eastern Illinois has seven crowns while Austin Peay, Morehead State, Southeast Missouri, Tennessee State and former members Evansville and East Tennessee State have captured two apiece. UT Martin and former member Youngstown State have one title apiece.

Murray State and Evansville tied for the initial football championship, and the Racers participated in the first-ever bowl game by an OVC team, tying Sul Ross State 21-21 in the 1948 Tangerine Bowl. From 1948 to 1975, OVC teams played in 15 bowl games, winning eight of them. Eastern Kentucky and Western Kentucky were also participants in the NCAA Division II playoffs in the early and mid-1970s prior to the NCAA's reclassification of football programs into Division I-AA. The term "I-AA" lasted until the end of the 2006 season when it was changed to Division I Football Championship Subdivision (FCS).

The first Division I-AA/FCS football playoff was held in 1978 with only four teams, which is the only year through present day that the OVC did not field a playoff representative. In 1979, four of the nation's top teams were invited to the playoffs, and two of them - Eastern Kentucky and Murray State - were from the OVC. Murray dropped its semifinal game to Lehigh, but the Colonels nipped Nevada-Reno in double overtime and claimed the national championship a week later with a 30-7 victory over Lehigh. ECU was coached by former All-America quarterback Roy Kidd, who was in his 16th year at the helm of his alma mater and who skipped the Colonels to a second national title three years later. Following the 2002 season, Kidd retired after 39 years at ECU; upon retirement, he ranked sixth all-time among Division I coaches with 315 victories, earning

him a spot in the College Football Hall of Fame. ECU's 21 FCS playoff appearances are the second most all-time (behind only Montana's 24 berths).

In addition to Kidd, other coaching legends in the OVC include Charles "Bubber" Murphy, who coached at Middle Tennessee from 1947-1968, Western Kentucky's Jimmy Feix (1968-83), Wilburn Tucker (1954-67) and Don Wade (1968-82) of Tennessee Tech, Bill Ferguson (1967-77) of Murray State, Guy Penny (1959-67) of Morehead State and Boots Donnelly (1977-78 at Austin Peay; 1979-1998 at Middle Tennessee). Following the 2011 season Eastern Illinois head coach Bob Spoo retired after 25 years at the school (the last 16 as members of the OVC). In his time as an OVC coach he compiled 92 total victories (fifth-most in league history) and 68 OVC wins (fourth-most in league history) and was inducted into the OVC Hall of Fame in 2012. In 2016 former Murray State head coach Frank Beamer (1981-86) was inducted into the OVC Hall of Fame; he introduced his wide tackle six defense to the OVC and compiled a 43-23-2 record with the Racers before leaving for his alma mater Virginia Tech where he won 280 games in 29 seasons.

A sampling of former OVC football stars, some of whom were All-Americans during their collegiate careers before achieving stardom at the professional ranks, include Jim Youngblood and Larry Schreiber (Tennessee Tech), Phil Simms (Morehead State), Virgil Livers and Dale Lindsey (Western Kentucky), Myron Guyton and Chad Bratzke (Eastern Kentucky), Cortland Finnegan (Samford) and Tony Romo and Jimmy Garoppolo (Eastern Illinois). In 2008, former Tennessee State standout Dominique Rodgers-Cromartie became just the fourth NFL First Round draft pick in OVC history





when he was selected 16th overall by the Arizona Cardinals. He would break into the starting lineup halfway through his rookie season and started at cornerback for the Cardinals in Super Bowl XLIII.

The 2007 season marked a return to scholarship football and the OVC for the Austin Peay Governors. Following the 1996 season the Governors dropped scholarship football and competed as both an independent (1997-00, 2006) and as a member of the Pioneer Football League (2001-05).

The 2007 season also brought new vernacular to the Ohio Valley Conference and the division formerly known as I-AA. Beginning with the 2006 National Championship game the term I-AA was changed to NCAA Football Championship Subdivision (FCS) in a decision by the Division I Board of Directors. The new label was chosen to communicate in a positive and clear manner the unique differences between Division I football categories (chiefly, the post-season opportunity) while still defining them within the Division I experience. The FCS includes programs that compete in an effort to participate in the NCAA championship postseason structure (one of 90 NCAA national championships) as opposed to the Football Bowl Subdivision (FBS) which competes in an effort to participate in the postseason bowl system (the 40 NCAA-licensed events which includes the College Football Playoff).

In 2010 Southeast Missouri State, picked to finish seventh in the preseason poll, compiled a 7-1 Conference record on the way to its first OVC Championship since joining the league in 1991. Overall the Redhawks were 9-2 during the regular season and earned a berth in the FCS Playoffs, its first playoff berth at any level in the program's 104-year history. Southeast would

lose to eventual national champion Eastern Washington in the second round of the playoffs. Head coach Tony Samuel capped the year by winning the Sports Network's Eddie Robinson Award, given to the National Coach of the Year. Samuel was the second OVC coach to win the award (joining Murray State's Houston Nutt who won the award in 1995).

For only the second time in league history in 2011, three teams shared the OVC football championship, as Eastern Kentucky, Jacksonville State and Tennessee Tech finished with 6-2 records. The only other time in league history more than two champions were crowned at the end of the year was 1962 (when four teams shared the crown).

In 2012 Eastern Illinois became just the fourth football team in OVC history to go from worst-to-first in winning the OVC Championship. The Panthers were led by head coach Dino Babers who became just the fourth first-year head coach to win an OVC Championship (joining Boots Donnelly in 1977, Jason Simpson in 2006 and Dean Hood in 2008 – Jacksonville State head coach John Grass would become the fifth coach to achieve that feat in 2014). During the year Eastern Illinois junior wide receiver Erik Lora shattered the FCS single-season receptions record, hauling in 136 passes in 12 games; that mark was 13 more than the previous NCAA record and 44 more than the previous OVC mark.

In 2013 Eastern Illinois repeated as OVC Champions behind Walter Payton Award winner Jimmy Garoppolo. The quarterback became just the second OVC player to earn the National Player of the Year Award, joining former EIU signal caller Tony Romo (2002). Garoppolo passed for 5,050 yards (second most in NCAA single-season history) and 53 touchdowns

(fourth in NCAA history) in leading the Panthers to a 12-2 record and berth to the quarterfinals of the FCS Playoffs.

Garoppolo was drafted by the New England Patriots in the second round of the 2014 NFL Draft, becoming just the fifth OVC player selected in that round and just the fifth OVC quarterback ever selected (and first since 1998). Garoppolo was a part of Patriots teams that won Super Bowls in 2015 and 2017. In 2020 Garoppolo became just the eighth quarterback who played in the FCS (which began in 1978), to start a Super Bowl, taking the snaps for the San Francisco 49ers in Super Bowl LIV against the Kansas City Chiefs. The Chiefs would win, preventing Garoppolo from becoming only the fourth FCS quarterback to start and win a Super Bowl.

The 2013 season saw the OVC snap a 19-game playoff losing streak dating back to the 2000 season. Tennessee State shutout Butler (marking the first OVC road playoff victory since 1986) to snap the streak while later that day Jacksonville State smashed Samford in the first round. A week later Eastern Illinois beat Tennessee State while Jacksonville State won at McNeese State to each advance to the quarterfinals; that marked the first time the OVC put two teams in the quarterfinals in the same season since 1991. Overall the four total playoff wins in the same season established a new OVC record.

In 2015 Jacksonville State ascended to No. 1 in both major Top 25 polls, becoming the first OVC team to be ranked No. 1 since the 1999 season. The Gamecocks would go on to complete its second-straight 8-0 Conference mark and won three playoff games to become the first OVC team to advance to the Division I National Championship Game since 1982 (Eastern Kentucky). JSU lost to

North Dakota State in the title game but finished the year 13-2 overall and ranked No. 2 in the final Top 25 polls. Head coach John Grass became the first OVC coach honored as the AFCA National Coach of the Year while quarterback Eli Jenkins was named the FCS ADA National Quarterback of the Year, finishing the year with 2,788 passing and 1,161 rushing yards (one of just three Division I quarterbacks – FBS or FCS - to achieve those numbers during the year).

Jenkins would conclude his career in 2016 with 3,796 rushing yards, the seventh-most ever by a FCS quarterback. Jenkins, who was named OVC Male Athlete of the Year in back-to-back seasons, capped his career with 11,448 yards of total offense, second-most in OVC history (behind only Garoppolo).

In 2017, Jacksonville State senior defensive end Darius Jackson became the first OVC player to win the Buck Buchanan Award, given to the FCS National Defensive Player of the Year. Jackson tallied 51 tackles, 19.0 tackles-for-loss, 7.0 sacks, 19 quarterback hurries, 3 forced fumbles and 2 fumbles recoveries in 11 regular season games

2017 also saw the third OVC coach named the winner of the Eddie Robinson Award as the FCS National Coach of the Year. The honor went to Austin Peay second-year coach Will Healy who orchestrated a tremendous turnaround for the Gobs program. After going 0-11 during his initial season and starting 2017 with back-to-back losses to FBS opponents, the team's losing streak had reached 29 games and overall the team had won just one of its previous 48 games overall. But a win during week three catapulted the team to an 8-4 record and 7-1 OVC record and second-place league finish. The eight wins matched





THIS IS THE OVC

OVC HISTORY

the school record, while the seven Conference wins established a new school record. Along the way the team snapped a 21-game OVC losing streak and a 45-game road losing streak and finished the year with four road victories, which was more than the program won in the previous nine years combined.

The OVC made it back-to-back Buck Buchanan Award winners in 2018, as Southeast Missouri junior linebacker Zach Hall took home the prestigious award. He finished the season with 168 tackles, the most of any FCS player and a new Southeast Missouri single-season record, while leading his team to just in second-ever playoff appearance.

In 2019, Austin Peay won a school record 11 games, claimed its first OVC Championship since 1977 and appeared in its first-ever FCS Playoffs, advancing to the quarterfinals. The Govs would finish the year ranked No. 8 in the national polls.

Football wasn't the only sport in which the OVC was quickly gaining respect. In 1955, the OVC became only the second six-member league nationally to earn an automatic bid to the prestigious NCAA Men's Basketball Tournament, which, at that time, was limited to only 24 participants. The Conference quickly proved worthy of that bid, as Morehead State defeated Marshall (107-92) and Wayne State (95-84) in the 1956 tournament.

Fifteen years later, former OVC member Western Kentucky became the first and only Conference team to reach the Final Four. The Hilltoppers defeated Jacksonville, Kentucky and Ohio State before losing to Villanova in double overtime in the national semifinals. WKU went on to finish in third place after beating Kansas 77-75 in the consolation game.

Since that time, the OVC has recorded some of the biggest

upsets in the history of the NCAA Tournament. Perhaps the most famous moment came in 1987, when Austin Peay came from fourth place in the regular season to win the OVC Tournament and earn the league's automatic bid. The Governors drew powerful Illinoi, and were such big underdogs, that ESPN broadcaster Dick Vitale promised to stand on his head if APSU won the game. After a 68-67 victory over the Illini, and a narrow 90-87 overtime loss to eventual Final Four participant Providence in the second round, Vitale made good on his promise in a visit to Clarksville two months later.

Murray State added to the OVC's string of upsets in 1988 when it knocked off 14th-ranked North Carolina State, 78-75. The Racers' M&M Boys - Jeff Martin and Don Mann - combined for 39 points in the win. MSU nearly went on to the Sweet 16 that year, losing to eventual national champion Kansas, 61-58. A bank shot by Mann that would've given the Racers a one-point lead rolled off the rim with three seconds left. In 1990 as a No. 16 seed, Murray State took No. 1 seed Michigan State into overtime before falling 75-71. More recently, Murray State has dominated the OVC Tournament, reaching the championship game every year in the 1990's. The Racers' 15 OVC Tournament Championships are the most among all OVC schools.

After former member Middle Tennessee State won a first round game in 1989, the league had a drought as no other OVC team won a NCAA Tournament game for the next 19 years. But Morehead State, coming off a thrilling double overtime OVC Tournament victory over Austin Peay, topped Alabama State 58-43 in the 2009 Opening Round game at University of Dayton Arena in Dayton, Ohio. The game was played in front of an Opening Round record crowd of 11,346 and

included many MSU fans who made the three-hour drive from Morehead for the game.

In 2009-10, Murray State made OVC history by winning a record 31 games (31-5) on its way to the league's regular season and tournament championships. In the first round of the NCAA Tournament, the No. 13 seed Racers topped Vanderbilt in thrilling fashion when senior Danero Thomas hit a jumper as time expired to lift MSU to a 66-65 victory. It marked the first OVC team to advance to the second round of the NCAA Tournament since 1989 and snapped a skid of 71-straight losses to Southeastern Conference foes (dating back to 2000-01). In the second round, the Racers pushed eventual national runner-up Butler to the brink before losing 54-52.

In 2010-11 Morehead State would make it three NCAA Tournament wins in as many years for the league and got a bit of revenge for the 2009 tournament loss to Louisville in the process. After finishing second in the regular season and winning the OVC Tournament Championship, the No. 13 seeded Eagles were shipped to Denver to play the in-state foe Cardinals. MSU jumped out to a 15-2 advantage but were down four points (61-57) with just over a minute to play in regulation. After two free throws from two-time OVC Player of the Year Kenneth Faried, the Eagles held for one final shot attempt and senior Demonte Harper pulled up off a cross-over dribble to nail a 3-pointer with 4.3 seconds left that gave Morehead State a 62-61 lead. UofL had one last attempt but Faried blocked the Cardinals last shot, giving MSU the win, its first over Louisville since the 1956-57 season.

In 2011-12 Murray State put together one of the greatest seasons in OVC history, beginning the year 23-0 (an all-time OVC best)

and being ranked as high as No. 7 in the coaches poll on Feb. 6. The squad was the first OVC team to be nationally-ranked since Murray State was ranked in 1997-98; in addition, the top 10 ranking was the first for an OVC team since the 1970-71 campaign (WKU). The Racers would top nationally-ranked Memphis and Saint Mary's during the season and win the league's regular season and tournament championships. MSU earned a No. 6 seed in NCAA Tournament, the highest-ever seed for an OVC team since the NCAA began seeding the field in 1979. The Racers would top Colorado State 58-41 in the second round before falling to Marquette in the third round. Murray State would win 31 games overall, tying the OVC all-time record the Racers set in 2009-10.

After the Murray State win in 2011-12, the league had won NCAA Tournament games in four-straight seasons, something that had never happened in league history (three-game winning streaks from 1960-62 and 1987-89 had been the previous best streaks). Over that time period (2009-12) the OVC was one of just nine conferences nationally to win a NCAA Tournament game in each season and one of only three non-BCS leagues (joining the Atlantic 10 and WCC) to do so.

In 2013-14 Murray State won five games to claim the Collegelinsider.com Postseason Tournament (CIT) and in the process became the first OVC men's basketball team to ever play games in the month of April.

The 2014-15 season saw five OVC men's basketball teams earn postseason bids, the most in league history, and a year later (2015-16) that number was eclipsed with six teams making national postseason tournaments. Entering 2017-18 OVC men's basketball teams have at least one national postseason tournament victory in nine-straight postseasons, an all-time league





record.

For just the second time in league history (the other being 1987), the OVC placed two teams in the NCAA Tournament in 2019, as Murray State won the OVC Tournament crown for the second-straight season and Belmont earned an at-large bid after going 26-5 overall (16-2 OVC) with a NET ranking of 47. As a No. 11 seed, Belmont would top Temple in the Opening Round in Dayton (its first-ever NCAA Tournament victory) before narrowly falling to Maryland in the next round, while No. 12 seed Murray State crushed Marquette 83-64 in the first round (the second-biggest margin of victory ever by a 12 seed over a No. 5 seed in tournament history) before losing to Florida State. It marked the first time since 1971 that the OVC had two wins in the same NCAA Tournament and marked the first time two different OVC teams won a tournament game in the same year.

In 2007-08, UT Martin guard Lester Hudson became the first men's Division I player to record a quadruple-double in a game, when he registered 25 points, 12 rebounds, 10 assists and 10 steals in a victory over Central Baptist College. Hudson, who ranked fourth in scoring nationally as a junior, returned for his senior season in 2008-09 and was second nationally in scoring (behind Davidson's Stephen Curry) at 27.5 points a contest. Hudson earned numerous honors (including OVC Player of the Year and OVC Male Athlete of the Year in each 2008 and 2009 and All-American status from several outlets) before being drafted by the Boston Celtics with the No. 58 pick of the 2009 NBA Draft.

During the 2010-11 year, Faried, the nation's leading rebounder during the season, became the NCAA's Modern Era (since 1973) career rebounding leader, totaling 1,673 rebounds which passed Tim

Duncan for the record (he is 11th all-time in NCAA history). Faried also finished his career with 86 double-doubles, second all-time to only Duncan. He is one of only six players in NCAA history to finish with 2,000-plus career points (2,009) and 1,600-plus career rebounds. Faried was drafted 22nd overall by the Denver Nuggets in the 2011 NBA Draft, becoming the first OVC player selected in the first round since Tennessee State's Carlos Rogers 1994.

Murray State guard Isaiah Canaan, a first-team All-American in 2011-12, capped his illustrious career in 2012-13 by becoming just the 17th player in OVC history to score 2,000 or more career points. Canaan, who was a key part of Murray State NCAA Tournament victories in both 2010 and 2012, earned a pair of OVC Player of the Year honors (2012 and 2013) during his career as well as being named OVC Freshman of the Year (2010), OVC Tournament MVP (2010) and OVC Male Athlete of the Year (2012). He was drafted by the Houston Rockets with the 34th overall pick (No. 2 pick of the second round) of the 2013 NBA Draft.

In 2014-15 Murray State became just the fifth OVC men's team to complete a perfect Conference season (16-0). The Racers were led by sophomore Cameron Payne who was named OVC Men's Basketball Player of the Year, OVC Male Athlete of the Year and earned third-team All-American honors from CBSSports.com. Following the season Payne declared for the NBA Draft, becoming the first sophomore in OVC history to do so and one of just four OVC players all-time to enter and stay in the draft with eligibility remaining. Payne was selected in the lottery by the Oklahoma City Thunder (pick No. 14 overall), making him just the ninth First Round NBA Draft pick in OVC history.

Austin Peay made history in winning the 2016 OVC Men's Basketball Tournament as the Governors became the first No. 8 seed to claim the championship. APSU had to win its two regular season games just to qualify for the event and then won four games in four days to capture its fifth tournament crown. Along the way the Gobs topped a No. 5 seed, No. 4 seed, No. 1 seed and No. 2 seed and were paced by MVP Chris Horton who averaged 22.5 points, 14.0 rebounds and 3.5 assists/game during the event including a 37-point, 21-rebound and 30-point, 16-rebound performance during the run.

In 2016, former Belmont All-American and 2012-13 OVC Co-Player of the Year Ian Clark became the first former OVC player to advance to the NBA Finals since former Tennessee State star Anthony Mason played for the New York Knicks in 1994. Clark was part of a Golden State Warriors team that won an NBA record 73 regular season games but lost in Game 7 of the Finals. A year later, Clark was part of the Warriors team that topped Cleveland to win the 2017 NBA Championship, becoming the first OVC player to win the crown since 1970-71 (Murray State's Dick Cunningham and Western Kentucky's Greg Smith with the Milwaukee Bucks).

Belmont's Evan Bradds finished his career in 2016-17 with a 66.7 career field goal percentage, tops in OVC history and fourth all-time in Division I history. Bradds capped his career with back-to-back OVC Player of the Year awards in addition to being named 2016-17 OVC Co-Male Athlete of the Year.

Murray State guard Ja Morant put together arguably the greatest season in League history in 2018-19, earning first-team consensus All-American honors (only the third player in OVC history to achieve

that feat joining WKU's Clem Haskins in 1967 and WKU's Jim McDaniel in 1971) while becoming the first player since the NCAA began officially tracking assists (1983-84) to average 20-plus points (24.5) and 10-plus assists (10.0) in the same season. Morant, who won the Bob Cousy Award as the nation's top point guard, finished the year with 331 assists, the sixth-most in NCAA single-season history. During the year he had three triple-doubles (including just the ninth in NCAA Tournament history) and became the first Division I player in 20 years to record 40 points, 11 assists and five steals in a regulation game.

Morant was picked No. 2 overall by the Memphis Grizzlies in the 2019 NBA Draft, equaling the highest-ever draft pick in OVC history (tied with Eastern Kentucky's Jim Baechtold who went No. 2 in 1952). Overall he was just the third NBA Lottery Pick (which began in 1985) in OVC history. Belmont senior Dylan Windler was selected by the Cleveland Cavaliers No. 26 overall in the 2019 NBA Draft, giving the OVC two First Round picks in the same draft for only the second time in history (Western Kentucky's Tom Marshall and Jack Turner were selected with the seventh and eighth picks of the First Round in 1954). Overall Morant and Windler were the 10th and 11th players in OVC history to be First Round NBA Draft Picks.

Through its 72 years, 13 teams have won or shared the league's regular season men's basketball title. Murray State heads the list with a Conference-record 27 outright or shared basketball crowns. Other past champions include former member Western Kentucky (19), Morehead State (9), Austin Peay (8), Tennessee Tech (7), Eastern Kentucky (6), Belmont (6), former member Middle Tennessee (5), Tennessee State





THIS IS THE OVC

OVC HISTORY

(2), former member East Tennessee State (2), Southeast Missouri State (1), UT Martin (1) and former member Akron (1).

Among the coaching greats in men's basketball have been Western Kentucky's E.A. Diddle, who retired with 759 victories and 10 OVC titles; John Oldham, who was a member of the very first All-OVC squad and went on to win seven OVC crowns during his coaching tenure at Tennessee Tech and Western Kentucky; Paul McBrayer, who guided Eastern Kentucky to 219 wins and three OVC crowns; and Cal Luther, who is the only person in Conference history to win men's basketball Coach of the Year honors at two league schools - Murray State and UT Martin. Following the 2016-17 season, Austin Peay's Dave Loos retired as the winningest coach in OVC history (he passed Luther for that crown in 2009-10). Loos, a five-time OVC Coach of the Year, finished his career with 420 wins in 27 years at Austin Peay (including a 258-194 OVC record) and 502 total wins in 31 years as a head coach. Loos was inducted into the OVC Hall of Fame in 2018. Belmont's Rick Byrd retired following the 2018-19 season with 805 career victories in 38 seasons (33 with the Bruins). In seven seasons in the OVC Byrd compiled a 168-62 record (97-19 in conference play) and won five OVC regular season crowns, two tournament titles and four OVC Coach of the Year awards (second all-time only to Loos).

There have been an equal number of great players including Western Kentucky's Clem Haskins, who is the only three-time OVC Player of the Year. Several players have won OVC Player of the Year honors twice: Western Kentucky's Jim McDaniels (1969-70 and 1970-71), Murray State's Les Taylor (1971-72, 1972-73), Jeff Martin (1987-88, 1988-89), Popeye Jones

(1989-90, 1990-91) and Marcus Brown (1994-95, 1995-96), Austin Peay's Otis Howard (1976-77, 1977-78), Middle Tennessee's Jerry Beck (1980-81, 1981-82), Akron's Joe Jakubick (1982-83, 1983-84), Tennessee State's Carlos Rogers (1992-93, 1993-94), UT Martin's Lester Hudson (2007-08, 2008-09), Morehead State's Kenneth Faried (2009-10, 2010-11) and Murray State's Isaiah Canaan (2011-12, 2012-13).

The OVC also has the honor of being the only conference to boast the nation's leaders in scoring, rebounding and assists all in one season. That feat was accomplished in 1991-92 by Morehead State's Brett Roberts (28.1 ppg), Murray State's Popeye Jones (14.4 rpg) and Tennessee Tech's Van Usher (8.8 apg).

In 2018, the OVC once again served as host for the NCAA Division I Men's Basketball Championship First and Second Rounds at Bridgestone Arena in Nashville. It marked the fourth-time the OVC served as hosts of the event (2000, 2005, 2012 and 2018).

Tennessee Tech has won or shared 18 regular-season women's basketball championships in addition to nine OVC Tournament crowns; both are tops in OVC history. UT Martin added its name to the list of championship by capturing its first OVC Tournament title in 2011 and also winning championships in 2012, 2013 and 2014. The Skyhawks became just the fourth team in OVC history (and first since Austin Peay from 2000-03) to win four-straight tournament titles, while Belmont joined that club after winning its fourth-straight title in 2019 (2016-19).

Several coaches have made their mark in the history of OVC women's basketball. Former Tennessee Tech coach Marynell Meadors posted an amazing 363-139 (72.3%) record at Tech, becoming the first woman in

NCAA or AIAW history to win 300 games at the same institution, while former Tennessee State skipper Teresa Phillips earned National Coach of the Year honors from USA Today in 1990 for turning around the Lady Tigers' program before going on to lead TSU to the NCAA Tournament in 1994 and 1995. Tennessee Tech coach Bill Worrell capped a stellar 20-year career in 2005-06 and was inducted into the OVC Hall of Fame in 2007; he compiled a 408-190 record while leading the Golden Eagles to an unprecedented 16 OVC regular-season titles and eight NCAA Tournament appearances, including five straight from 1989-93. Larry Joe Inman, who retired at the conclusion of the 2007-08 season and was inducted into the OVC Hall of Fame in 2009, won more than 100 games at both Middle Tennessee and Eastern Kentucky, and earned OVC Coach of the Year honors a record eight times - five times at ECU and three at MTSU. In 2012-13 Inman came out of retirement to take the Tennessee State job; in 2014-15 he led the Lady Tigers to its first OVC Tournament Championship since 1995. Inman once again retired following the 2016-17 season, with 545 career victories.

Many great players have graced the hardwood over the years, including former OVC Players of the Year Brooke Armistead and Gerlonda Hardin from Austin Peay, Pam Chambers, Jerilyn Harper, Cheryl Taylor, Angela Moorehead, Roschelle Vaughn, Diane Seng, Janet Holt and Emily Christian from Tennessee Tech; Morehead State's Donna Murphy, Priscilla Blackford and Chynna Bozeman; Eastern Kentucky's Kim Mays; Southeast Missouri's Gray C. Harris; Murray State's Ashley Hayes; UT Martin's Heather Butler and Jasmine Newsome; and Belmont's Darby Maggard.

Morehead State center Brittany

Pittman set new school, league and NCAA standards for blocked shots in 2008-09. Pittman swatted 164 shots during the season, setting a new NCAA single-season record (which has since been broken).

In 2012-13 the UT Martin duo of Jasmine Newsome and Heather Butler finished fifth and sixth nationally among NCAA scoring leaders. Newsome, the 2012 and 2013 OVC Player of the Year, averaged 22.6 points per game on the way to All-American honors while Butler averaged 22.4 points per contest. Butler set a NCAA record during the season by connecting on a 3-pointer in her 80th-straight game.

In 2013-14 Butler and Newsome capped their brilliant careers by ranking first and second in scoring in OVC history. Butler, the 2013-14 OVC Female Athlete of the Year, finished her career with 2,865 points, which ranked first in OVC and 16th in NCAA history. She also finished her career with 392 career 3-pointers (which was tied for the most in NCAA history following her career but now ranks second) and scored in double figures in all 129 career games, which ranks fifth in NCAA history. Following the season Butler was signed by the WNBA's San Antonio Stars where she became the first OVC player to make an active WNBA roster. Newsome capped her career with 2,566 points, second only to Butler in OVC history.

The league also had another historical moment in November 2008 when the NCAA awarded Nashville the 2014 NCAA Women's Division I Final Four. The OVC served as the host of the prestigious event, which is one of the biggest sporting events the city of Nashville can host. The event was held April 6 and 8 at Bridgestone Arena in downtown Nashville and was played in front of sold-out crowds for both the





semifinals and championship as UConn topped Notre Dame in a battle of undefeated teams to win its ninth national title.

In 2017-18, Belmont completed its second-straight undefeated league season, increasing its winning streak in Conference games (both regular season and tournament) to 46 games. The Bruins were ranked in both the USA Today Coaches Poll and Associated Press Poll during the year, becoming the first OVC team to be nationally-ranked since 1992-93. The Bruins finished the year ranked No. 23 in the AP poll.

Belmont guard Darby Maggard capped her career in 2018-19 by earning her fourth-straight first-team All-OVC honor in addition to earning her fourth-straight OVC All-Tournament honors. She became the first player in NCAA history to make at least 400 3-pointers and dish out at least 650 assists in a career while her 92.4 percent career free throw percentage ranks first in NCAA history, her 2.77 assist-to-turnover ratio is third and her 430 made 3-pointers is fourth. She was one of just 19 players in OVC history to reach 2,000 career points (2,031) and she finished her career third in OVC history for assists (683). After the season Maggard finished as the national runner-up at the College 3-Point Championship.

Over its 72 years, OVC teams have garnered national championships and bowl games in football, along with national team or individual titles in the sports of rifle, cross country, track and golf.

The OVC has also produced several Olympic athletes, including Murray State's Morgan Hicks, who was a member of the 2004 United States Olympic Rifle Team and Morehead State's Brian Shimer who competed in five Winter Olympics in bobsled (winning a bronze medal in 2002) and coached the 2010 United States bobsled team to its first gold medal since 1948. Former Morehead

State football and Eastern Kentucky track and field athlete Dallas Robinson competed with the U.S. bobsled team during the 2014 Sochi Winter Olympics. In addition, some of the greatest players in professional sports were educated at OVC institutions. The list includes former greats such as football's Phil Simms (Morehead State) and Tony Romo (Eastern Illinois), basketball's Clem Haskins (Western Kentucky) and Bubba Wells (Austin Peay) and two-sport star Steve Hamilton (Morehead State) to present-day standouts like basketball players Kenneth Faried (Morehead State) and Robert Covington (Tennessee State), football player Jimmy Garoppolo (Eastern Illinois) and baseball player Shawn Kelley (Austin Peay). Hamilton is the only athlete to ever play in the NCAA Basketball Championship, a Major League Baseball World Series (New York Yankees) and an NBA Championship Series (Los Angeles Lakers).

The OVC's first volleyball tournament was held in 1981, the same year Eastern Kentucky began a string of six-straight tournament crowns. Former EKU skipper Dr. Geri Polvino compiled a 627-439 record in 32 seasons as head coach of the Colonels, earning OVC Coach of the Year honors eight times. More recently, former Austin Peay coach Cheryl Holt and former Southeast Missouri skipper Cindy Gannon also earned their peers' recognition multiple times with four awards each.

Throughout the last 37 years, 11 different teams have won an OVC regular-season or tournament volleyball crown. Since joining the league in 1991, Southeast Missouri has dominated the scene, winning seven of its eight regular-season titles during the 1990's, including five straight from 1993-97. The Redhawks have also won six tournament crowns

(1994, 1996, 1998, 1999, 2000, 2019). Jacksonville State won back-to-back OVC Tournament Championships (2005, 2006) including going through the OVC undefeated (16-0) in 2006 and winning a NCAA Tournament match in 2010, the league's first NCAA victory since 2000.

Following the 2007 season, Jacksonville State's Abbey Breit was named the OVC Offensive Player of the Year for the third-straight season, becoming the first player in OVC history to accomplish that feat. She was later joined by Murray State's Scottie Ingram who won three-straight awards from 2014-16. Four other individuals - Eastern Kentucky's Angela Boykins (1985-86), Morehead State's Dayle Hammontree (1988-89), Southeast Missouri's Tuba Meto (1996-97) and Morehead State's Amy Almond (2001-02) - were back-to-back winners of the award.

Morehead State won its fourth-straight OVC volleyball regular season championship in 2013. Over that four-year period (2010-13) the Eagles compiled an impressive 67-3 league record.

In 2007, Eastern Kentucky's Jacob Korir won his fourth-straight Conference cross country title becoming just the third OVC student-athlete and 13th athlete nationally to accomplish that feat. Korir was a three-time All-American in cross country, earning two top-10 finishes at the NCAA Cross Country Championship. The Nairobi, Kenya, native was also named a track and field All-American twice during his career, was selected as the OVC Male Athlete of the Year in 2006-07 and received the NCAA post graduate scholarship in 2008.

In 2011 the Eastern Kentucky men's cross country team earned a national ranking in the USTFCCCA poll, climbing to as high as No. 17; the ranking was the highest for an OVC team since the polls

began in the early 1980s. The EKU men would qualify for the NCAA Championship, becoming the first OVC team to reach the national championship meet since 1980. Eastern Kentucky finished 26th overall at the event as junior Soufiane Bouchikhi was 47th in a field of 252 runners. On the women's side Eastern Kentucky senior Lydia Kosgei became the first EKU woman to ever qualify for the NCAA Championship and went on to finish 37th at the national meet to earn All-American honors.

A year later (2012) the EKU men's cross country team was ranked as high as No. 11 nationally and finished 24th at the NCAA Championship. Wade Meddles led the team with a 38th place finish at the event while Bouchikhi was 40th. In 2013 Eastern Kentucky placed 15th at the NCAA Championship, the highest national finish for an OVC team since 1980. Soufiane Bouchikhi capped his career by winning his fourth-straight OVC Championship and earning National Runner of the Week honors during the season. Bouchikhi finished 26th at the NCAA Championship in 2013, earning All-American honors for the second-straight season. In 2014 EKU qualified for its fourth-straight NCAA Championship and finished 23rd overall and in 2015 earned its fifth-straight bid and finished 17th overall. EKU is only the second OVC team to ever qualify for five-straight NCAA Championships (ETSU being the other).

In 2016, Eastern Kentucky's Charlotte Imer finished 31st at the NCAA Championship, the second-highest finish ever by an OVC female (trailing only a 24th place finish by Samford's Lauren Blankenship in 2007).

In 2017, the Eastern Kentucky women's team earned its first national ranking as well as becoming the first OVC women's team to qualify for the NCAA





THIS IS THE OVC

OVC HISTORY

Championship. The Colonels finished 23rd at the National Championship meet.

Following the 2017-18 season, long-time coaches Tom Akers (Eastern Illinois) and Rick Erdmann (Eastern Kentucky) retired. The duo combined for 118 OVC Championships and 115 OVC Coach of the Year Awards.

In 2007 the Conference had two teams in the NCAA Women's Soccer Tournament for the first time in league history, as former OVC member Samford earned an at-large selection while Southeast Missouri was the Conference's automatic bid.

Former Austin Peay standout and 2012 OVC Soccer Player of the Year Tatiana Ariza represented her native country of Colombia in both the 2012 Summer Olympics in London (earning a start against the United States) as well as the 2015 FIFA Women's World Cup. In the 2015 event she assisted on the first World Cup goal in her country's history and in the following match helped her team to a 2-0 victory over France, giving Colombia its first-ever win at the event.

In 2016 SIUE turned in a major upset in the first round of the NCAA Division I Soccer Championship, advancing on penalty kicks 5-4 over No. 11-ranked Notre Dame. The Cougars became just the second OVC team to advance to the second round (joining Samford who topped Vanderbilt on penalty kicks in 2005).

For the first time under the current format, OVC men's golfers qualified for the NCAA National Championship in back-to-back years in 2013 and 2014. Austin Peay's Dustin Korte advanced from the regional to the national championship in 2013 (finishing 116th overall) while APSU's Marco Iten won the Auburn Regional in 2014 to qualify for the National Championship (finishing 55th). In

2015 OVC three individual men's golfers competed in the NCAA Regionals (one automatic berth and two at-large berths) in addition to the Eastern Kentucky team; the three individuals were the most from the OVC to qualify in one year under the current format.

In April 2016 Danny Willett won The Masters Championship in Augusta, Georgia. The former JSU standout, who was the 2006 OVC Freshman of the Year and the 2007 OVC Championship Medalist, entered the final round tied for fifth, three shots behind 2015 champion Jordan Spieth after rounds of 70-74-72. In the final round Willett fired a 5-under par round of 67 to finish at 283 (-5) and top the field by three shots. He became just the eighth player in Masters' history to win the event in his first or second start and just the second Englishman to win the event.

Prior to 2018, no female women's golf had earned an at-large spot in the NCAA Regionals field. That changed when Jacksonville State junior Valentina Giraldo and Eastern Kentucky junior Elsa Moberly earned two of the 24 at-large spots in the NCAA field.

Another first for women's golf came in 2019 as Murray State senior Linette Holmslykke became the first OVC female golfer to qualify for the National Championship after finishing second at the Auburn Regional with a three round total of 211 (-5). Holmslykke finished 54th at the National Championship in addition to winning the NCAA's Elite 90 Award for having the highest G.P.A. among those competing at the Championship.

In 2009 it was OVC softball that accomplished several firsts as UT Martin (tournament champion) and Jacksonville State (at-large) were each selected for the NCAA Championship. Jacksonville State would take it a step farther by winning the Knoxville Regional

(beating No. 13 national seed Tennessee along the way) to become the first OVC softball program to advance to a Super Regional. Jax State would fall to No. 4 Alabama in that Super Regional but finished the season 43-16 (19-2 OVC) and ranked 21st nationally in the ESPN.com/USA Softball poll and 24th nationally in the USA Today/NFCA poll.

In 2016 the OVC Softball Championship was held at a neutral site for the first time, as it was played at Choccolocco Park in Oxford, Alabama.

In 2018 Eastern Kentucky won its first OVC softball regular season championship since 2004 and earned a berth in the National Invitational Softball Championship, where they hosted and won the Richmond Regional to make them one of four teams to advance to the championship round in Los Angeles.

The league's baseball presence has continued to evolve since its inception. The OVC baseball tournament moved to a neutral site for the first time in 2001 with Paducah, Kentucky and Brooks Stadium hosting the tournament in front of raucous crowds. The success of the tournament led to Jackson, Tennessee and The Ballpark at Jackson (the home of the Seattle Mariner's Class AA affiliate) – hosting the event for the first time in 2010. The championship moved to Choccolocco Park in Oxford, Alabama for two years (2017-18) before agreeing to a stay at Rent One Park in Marion, Illinois (home of the Frontier League Southern Illinois Miners).

The OVC also has made a statement in the NCAA Baseball Championship in recent years, with its teams involved in several memorable contests in the last decade. Tennessee Tech surprised Wake Forest in the opening round of the 2001 tournament and Southeast Missouri stunned host Alabama

in the opening round of the 2002 championship. Five years later, Austin Peay captured the collegiate baseball world's attention by taking Vanderbilt, the 2007 No. 1 overall seed, to extra innings. Eastern Illinois pushed host Nebraska to the limit in 2008 followed by Tennessee Tech's memorable contest against host Clemson in 2009.

After not making the OVC Tournament field in either 2009 or 2010, Austin Peay, who was picked to finish seventh in the 2011 preseason poll, won the regular season and tournament championships to garner its fourth NCAA Tournament appearance. In the first game of NCAA Regional play the Govs knocked off host and No. 1 seed Georgia Tech 2-1.

In 2012 Austin Peay completed a "repeat squared" (back-to-back regular season and tournament championships) for the first-time in OVC history. The Govs would go on to top Indiana State and Cal State Fullerton at the Eugene Regional, before falling to host Oregon in the regional final. It marked the first time since the 2000 season (Middle Tennessee) that an OVC team had won multiple NCAA Tournaments games in the same season.

Austin Peay completed a "3-Peayt" by winning its third-straight OVC Tournament crown in 2013. Along the way the Govs garnered the first nationally-ranking by an OVC team since 2009 (climbing to as high as 21st nationally) and tied the OVC single-season record with 47 victories. The Govs earned the No. 2 seed in the NCAA Bloomington Regional, becoming the first OVC team in the current regional format (since 1999) to earn anything other than a No. 4 seed. The squad topped Florida and Valparaiso to advance to the regional final for the second-straight season before losing to host Indiana. Govs senior closer Tyler Rogers was a big part of his





team's success during the year, setting the NCAA single-season record for saves (23 – a mark that was later eclipsed during the College World Series).

In 2016 six OVC teams reached the 30-win plateau for the first time in league history; the previous single-season high had been four teams.

In 2017 the league could have been named the "Offensive Valley Conference" as teams combined for 753 home runs during the season, the most in league history. That was highlighted by a record 50 combined home runs being hit in 13 games at the OVC Tournament. Included in that was Morehead State sophomore Niko Hulsizer who hit his 27th home run of the season, establishing a new OVC single-season record.

In 2018 Tennessee Tech had a 28-game winning streak in becoming a consensus nationally-ranked team across the six major Division I polls (reaching as high as No. 10, an all-time high rank by an OVC team). The Golden Eagles won a record 27 OVC games after losing in the OVC Tournament Championship game, became the first OVC team to earn an at-large berth into the NCAA Baseball Championship. Tech would go on to win three-straight elimination games in the Oxford Regional (including back-to-back games on the same day against host and No. 4 national seed Ole Miss) to become the first OVC team to reach the Super Regionals. The Golden Eagles would win game one against Texas before eventually losing two-straight to the Longhorns. Tennessee Tech finished the season with an OVC record 53 overall victories.

In 2018, a record 16 OVC players were selected in the Major League Baseball First-Year Player Draft (breaking the previous record of 12). Among the 16 players were

eight Tennessee Tech players, a new record for an OVC school in a single-season.

A first in the OVC occurred in 2008, when the league had a first round draft pick in both the NFL (Tennessee State's Dominique Rodgers-Cromartie) and Major League Baseball (Eastern Kentucky's Christian Friedrich) Drafts in the same school year. A year later (2009) the league had a Major League Baseball First Round Compensation Round pick (Eastern Illinois' Tyler Kehr who was No. 48 overall) and NBA Second Round pick (UT Martin's Lester Hudson) in the same season.

In March 2020 due to the COVID-19 public health emergency, spring sports were canceled across the OVC and the NCAA (including all winter and spring NCAA Championships).

The playing field is not the only place where OVC athletes are working hard. The league also recognizes excellence in the classroom. Six Scholar-Athlete Awards are presented yearly to male and female athletes, while others are commended for their academic success by being Medal of Honor recipients or earning a spot on the Commissioner's Honor Roll. Additionally, the league annually presents one institutional Academic Achievement Award, as well as separate team awards in each Conference-sponsored sport. Since the College Sports Information Directors of America (CoSIDA) Academic All-America program began, the Ohio Valley Conference has had 294 student-athletes honored with the award (including 49 over the past five years).

Through the early years of the league, administrators wrestled with fan behavior due to the close proximity of the Conference members and the intense rivalries which developed. Just as it did

decades ago, the OVC took the leadership role on what has become a national issue. In 1995, the OVC implemented a first-of-its-kind "Sportsmanship Statement," a policy which promotes principles of fair play, ethical conduct and respect for one's opponent. The statement has become a model for others to follow across the nation and has answered the challenge of the NCAA Presidents Commission to improve sportsmanship in collegiate athletics.

Additionally, the OVC annually presents the Steve Hamilton Sportsmanship Award, in honor of the former Morehead State student-athlete, coach and athletics director, to a junior or senior student-athlete with significant athletic contributions who best exemplifies the characteristics of sportsmanship and citizenship. Most recently, the Conference has also implemented the OVC Institutional and Team Sportsmanship Awards, which are presented to one institution and 18 sport-specific teams voted by their peers to have best exhibited the standards of sportsmanship and ethical conduct as outlined by the OVC and NCAA.

The vision of leadership demonstrated by the Founding Fathers in 1948 remains alive today as the Ohio Valley Conference prepares for the future. One example is in regard to the current trend in collegiate athletics administration for increased involvement of university presidents in setting policies and making rules. The presidents of OVC institutions, however, have always governed the Conference, long before presidential governance became a national theme.

The Ohio Valley Conference sponsors the following sports: baseball, basketball, cross country, football, golf, tennis and track for men, and basketball, cross country,

golf, soccer, softball, tennis, track, volleyball and beach volleyball for women. In addition, the OVC also sponsors the combined men's and women's sport of rifle.

Now in its seventh decade of competition, the Ohio Valley Conference has grown significantly from its humble beginnings while increasing the number of athletics opportunities it provides for students. Current league representatives include charter members Eastern Kentucky University, Morehead State University and Murray State University, along with Austin Peay State University, Belmont University, Eastern Illinois University, Jacksonville State University, Southeast Missouri State University, Southern Illinois University Edwardsville, Tennessee State University, Tennessee Technological University and the University of Tennessee at Martin.





THIS IS THE OVC

2020 OVC STATISTICS

2020 Standings

	<u>OVC</u>	<u>Pct.</u>	<u>Overall</u>	<u>Pct.</u>
Belmont	3-0	1.000	14-3	.824
SIU Edwardsville	3-0	1.000	8-7	.533
Murray State	2-1	.667	10-7	.588
Eastern Illinois	2-1	.667	8-6	.571
Southeast Missouri	2-1	.667	9-8	.529
Jacksonville State	1-2	.333	7-8	.467
Austin Peay	1-2	.333	7-10	.412
UT Martin	1-2	.333	5-11	.312
Eastern Kentucky	0-0	.000	12-2	.857
Morehead State	0-3	.000	5-10	.333
Tennessee Tech	0-3	.000	3-12	.200

2020 Season was cancelled due to COVID-19



Batting Average

Southeast Missouri	.314
Eastern Kentucky	.314
Murray State	.313
Austin Peay	.275
Belmont	.270

Slugging Percentage

Murray State	.513
Southeast Missouri	.503
Eastern Kentucky	.492
Belmont	.434
Tennessee Tech	.426

On-Base Percentage

Eastern Kentucky	.420
Southeast Missouri	.404
Murray State	.384
Belmont	.379
Austin Peay	.373

Runs Scored

Murray State	143
Southeast Missouri	129
Belmont	119
Eastern Kentucky	118
Austin Peay	105

Hits

Southeast Missouri	188
Murray State	186
Austin Peay	159
Belmont	155
UT Martin	151

Runs Batted In

Murray State	130
Southeast Missouri	121
Eastern Kentucky	108
Belmont	103
Austin Peay	91

Doubles

Austin Peay	38
Murray State	37
Belmont	34
Eastern Kentucky	34
Southeast Missouri	32

Triples

Southeast Missouri	9
Eastern Kentucky	8
Murray State	5
SIUE	4
Tennessee Tech	4

Home Runs

Murray State	24
Southeast Missouri	21
Belmont	20
Morehead State	19
Tennessee Tech	19

Total Bases

Murray State	305
Southeast Missouri	301
Belmont	249
Austin Peay	242
Eastern Kentucky	229

Total Plate Appearances

Southeast Missouri	707
Belmont	699
Austin Peay	690
Murray State	681
UT Martin	644

At Bats

Southeast Missouri	598
Murray State	594
Austin Peay	579
UT Martin	578
Belmont	574

Walks

Belmont	87
Austin Peay	77
Eastern Kentucky	70
Southeast Missouri	69
Morehead State	68

Hit By Pitch

Southeast Missouri	26
Eastern Illinois	21
Austin Peay	19
Belmont	19
Eastern Kentucky	19

Strikeouts

Tennessee Tech	175
SIUE	166
Austin Peay	161
UT Martin	151
Morehead State	145

SAC Bunts

Belmont	11
Eastern Kentucky	10
Jacksonville State	8
Eastern Illinois	7
Austin Peay	7

SAC Flies

Murray State	9
Southeast Missouri	8
Austin Peay	8
Belmont	8
UT Martin	7

Stolen Bases

Southeast Missouri	36
Eastern Kentucky	35
Belmont	23
SIUE	15
Austin Peay	15

Earned Run Average

Belmont	3.38
Murray State	3.53
Eastern Illinois	3.66
Jacksonville State	3.68
Eastern Kentucky	4.50

Opposing Batting Average

Murray State	.212
SIUE	.230
Belmont	.231
Eastern Illinois	.233
Eastern Kentucky	.247

Innings Pitched

Belmont	157.0
Austin Peay	149.0
Southeast Missouri	147.2
Jacksonville State	146.2
Murray State	142.2

Batters Struck Out

SIUE	173
Belmont	156
Murray State	149
Morehead State	140
Eastern Illinois	123

Batters Struck Out Looking

SIUE	59
Murray State	51
Belmont	49
Jacksonville State	46
Austin Peay	43

Wins

Belmont	14
Eastern Kentucky	12
Murray State	10
Southeast Missouri	9
Eastern Illinois	8
SIUE	8



**Losses**

Tennessee Tech.....	12
UT Martin.....	11
Morehead State.....	10
Austin Peay.....	10
Southeast Missouri	8
Jacksonville State	8

Saves

SIUE.....	6
Belmont.....	5
Eastern Kentucky.....	5
Murray State.....	3
Austin Peay.....	3
Eastern Illinois.....	3
Jacksonville State.....	3

Runners Picked Off

UT Martin.....	6
Eastern Kentucky.....	5
Southeast Missouri	4
SIUE.....	4
Austin Peay.....	3

Hits Allowed

Eastern Illinois.....	111
Eastern Kentucky.....	111
Murray State.....	113
SIUE.....	113
Belmont.....	134

Runs Allowed

Eastern Illinois.....	58
Murray State.....	68
Eastern Kentucky.....	70
Belmont.....	71
Jacksonville State.....	73

Earned Runs Allowed

Eastern Illinois.....	50
Murray State.....	56
Belmont.....	59
Jacksonville State.....	60
Eastern Kentucky.....	60

Walks Allowed

Southeast Missouri	54
Eastern Illinois.....	57
Morehead State.....	61
Jacksonville State.....	65
Belmont.....	69

Home Runs Allowed

Murray State.....	4
Jacksonville State.....	7
Eastern Kentucky.....	8
SIUE.....	9
Eastern Illinois.....	10

Batting Average

HARRIS IV, Daniel-EKU.....	460
LEWIS, A.J.-EKU.....	451
BLOOMER, Bryson-MUR.....	429
COZART, Jordan-MUR.....	417
DIRDEN, Justin-SEMO	414

Slugging Percentage

DIRDEN, Justin-SEMO	900
LEWIS, A.J.-EKU.....	843
HINCHMAN, Jason-TTU.....	793
CAMPBELL, Jackson-BEL.....	768
COZART, Jordan-MUR.....	750

On-Base Percentage

LEWIS, A.J.-EKU.....	541
HARRIS IV, Daniel-EKU.....	541
WILBER, Tyler-SEMO	494
COZART, Jordan-MUR.....	486
HINCHMAN, Jason-TTU.....	485

Runs Scored

WILBER, Tyler-SEMO	26
DIRDEN, Justin-SEMO	20
COZART, Jordan-MUR.....	18
ANDERSON, Brock-MUR.....	17
PERKINS, Ryan-MUR.....	17
BEHREND, John-BEL.....	17
SEVERANCE, Hagan-BEL.....	17

Hits

WRIGHT, Danny-SEMO.....	29
DIRDEN, Justin-SEMO	29
KECK, Andrew-SEMO.....	28
WILBER, Tyler-SEMO	28
AVROS, Gino-APSU.....	25
COZART, Jordan-MUR.....	25

Runs Batted In

DIRDEN, Justin-SEMO	26
ANDERSON, Brock-MUR.....	23
PERKINS, Ryan-MUR.....	21
LEWIS, A.J.-EKU.....	21
KECK, Andrew-SEMO.....	19
COZART, Jordan-MUR.....	19
CAMPBELL, Jackson-BEL.....	19

Doubles

AVROS, Gino-APSU.....	9
WILBER, Tyler-SEMO	9
JARVIS, Logan-BEL.....	8
WHITLEY, Ethan-UTM.....	7
THOMASON, Logan-EKU.....	7
LEWIS, A.J.-EKU.....	7

Triples

FEUERSTAKE, Caleb-SEMO	3
BUNTEN, Brady-SIUE.....	2
LEWIS, A.J.-EKU.....	2
SPAIN, Garrett-APSU.....	2
DIRDEN, Justin-SEMO	2

Home Runs

DIRDEN, Justin-SEMO	9
ANDERSON, Brock-MUR.....	8
HINCHMAN, Jason-TTU.....	6
CAMPBELL, Jackson-BEL.....	6
PERKINS, Ryan-MUR.....	6

Total Bases

DIRDEN, Justin-SEMO	63
WILBER, Tyler-SEMO	48
ANDERSON, Brock-MUR.....	46
HINCHMAN, Jason-TTU.....	46
COZART, Jordan-MUR.....	45

Walks

SEVERANCE, Hagan-BEL.....	15
HILL, Stephen-MOR.....	14
HALL, Christian-UTM.....	12
CROWE, Carsen-JSU.....	11
WILBER, Tyler-SEMO	11

Stolen Bases

BEHREND, John-BEL.....	9
DIRDEN, Justin-SEMO	9
LUCIO, Christian-EKU.....	9
KECK, Andrew-SEMO.....	7
HOWIE, Nick-EKU.....	6
WRIGHT, Danny-SEMO.....	6
SEVERANCE, Hagan-BEL.....	6

Total Plate Appearances

SEVERANCE, Hagan-BEL.....	86
WILBER, Tyler-SEMO	85
WRIGHT, Danny-SEMO.....	85
DIRDEN, Justin-SEMO	85
BEHREND, John-BEL.....	83
AVROS, Gino-APSU.....	83

At Bats

WRIGHT, Danny-SEMO.....	78
BEHREND, John-BEL.....	72
CULUMOVIC, Jack-UTM.....	70
DIRDEN, Justin-SEMO	70
KECK, Andrew-SEMO.....	70

Earned Run Average

McMURRAY, Trevor-MUR.....	0.35
WOODS, Corley-JSU.....	1.06
SERWA, Kenny-SIUE.....	1.33
BRENNAN, Kyle-BEL.....	1.45
GARDNER, Sam-MUR.....	1.47

Opposing Batting Average

McMURRAY, Trevor-MUR.....	.167
BOWEN, Logan-BEL.....	.176
FERRIS, Jacob-EKU.....	.183
BAUMGARTNER, Collin-SIUE.....	.190
BURNS, Shane-MUR.....	.190

Innings Pitched

SERWA, Kenny-SIUE.....	27.0
MALATESTINIC, Blake-EIU.....	26.2
DODD, Dylan-SEMO	26.2
FERRIS, Jacob-EKU.....	26.2
SOUTH, Joshua-BEL.....	26.0

Batters Struck Out

SERWA, Kenny-SIUE.....	42
DODD, Dylan-SEMO	36
KLEIN, Will-EIU.....	33
BAUMGARTNER, Collin-SIUE.....	31
FERRIS, Jacob-EKU.....	30

Wins

BRENNAN, Kyle-BEL.....	5
SERWA, Kenny-SIUE.....	4
NIZNIK, Noah-SEMO.....	3
GARDNER, Sam-MUR.....	3
MALATESTINIC, Blake-EIU.....	3
McMURRAY, Trevor-MUR.....	3

Saves

BRENNAN, Kyle-BEL.....	3
CARDER, Austin-APSU.....	3
MILAM, Cole-SIUE.....	3
8 tied at.....	2

Appearances

FOWLKES, Justin-BEL.....	9
BRENNAN, Kyle-BEL.....	9
O'DOHERTY, Jefferey-UTM.....	9
SCHULTZ, Chandler-BEL.....	9
INSCO, Ryan-UTM.....	8
WEAVER, Tucker-APSU.....	8
PARHAM, Jacob-TTU.....	8

Games Started

26 tied at.....	4
-----------------	---

Losses

HERBERHOLZ, Christian-TTU.....	4
MCNEELY, Bryan-SEMO	3
FOLKS, Sam-UTM.....	3
GOLLERT, Harley-APSU.....	3
FISHER, Ty-TTU.....	3
CONWAY, Cory-MOR.....	3

2020 Ranking



THIS IS THE OVC

OVC TOURNAMENT



BASEBALL 2021 CHAMPIONSHIP

The 2021 Ohio Valley Conference Baseball Championship will be held May 27-29 at a to be determined location.

The event has been held at four neutral site locations after moving from the campus of the regular season champions in 2001. The OVC Baseball Championship has been held in Paducah, Kentucky (2001-09), Jackson, Tennessee (2010-16), Oxford, Alabama (2017-18) and Marion, Illinois (2019).

Southeast Missouri has made 25 OVC Tournament appearances and won the event in 1998, 2002 and 2016.

2021 OVC Baseball Championship Format

Thursday, May 27

Game 1: #1 Seed vs. #4 Seed, 2 p.m., CT (ESPN+)

Game 2: #2 Seed vs. #3 Seed, 6 p.m., CT (ESPN+)

Friday, May 28

Game 3: Winner Game 1 vs. Winner Game 2, 11 a.m., CT (ESPN+)

Game 4: Loser Game 1 vs. Loser Game 2, 3 p.m., CT (ESPN+)

Game 5: Winner Game 4 vs. Loser Game 3, 7 p.m., CT (ESPN+)

Saturday, May 29

Game 6: Winner Game 3 vs. Winner Game 5, 12 p.m., CT (ESPN+)

Game 7: Winner Game 6 vs. Loser Game 6, 4 p.m., CT (If Necessary) (ESPN+)





2021



OPPONENTS

Southeast Missouri has 51 games scheduled with 25 at Capaha Field this year. Here are the Redhawks series results against all opponents during its NCAA Division I era (since 1992).



OPPONENTS

SERIES RESULTS (DIVISION I ERA)

SEMO joined the NCAA Division I ranks in 1992. Series results are in the Redhawks D-I era only.

Alabama (4-7)

May 31, 2002 ^{&}	W	7-4
June 1, 2002 ^{&}	L	4-7
Feb. 22, 2003	W	8-7
Feb. 23, 2003	L	1-16
Feb. 24, 2003	L	4-9
Mar. 12, 2004	L	1-10
Mar. 13, 2004	L	0-2
Mar. 14, 2004	L	0-20
Feb. 20, 2009	L	1-5
Feb. 21, 2009	W	8-3
Feb. 22, 2009	W	8-4

[&]- NCAA Regionals

Alcorn State (2-0)

Feb. 19, 2015	W	13-6
Feb. 22, 2016	W	17-4

Arkansas (6-7)

Apr. 12, 1995	L	6-10
Mar. 26, 1996	L	3-8
Apr. 7, 1998	L	4-5
Feb. 11, 2000	L	3-4
Feb. 12, 2000	L	1-3
Feb. 13, 2000	W	8-7
Feb. 28, 2001	W	7-0
May 14, 2002	W	5-1
May 15, 2002	W	5-4
May 3, 2011	L	0-10
May 4, 2011	W	6-5
Mar. 17, 2015	L	3-4
Mar. 18, 2015	W	12-11

Arkansas-Little Rock (6-3)

Feb. 18, 1996	W	11-5
Apr. 29, 1997	W	10-7
Apr. 22, 1998	W	17-5
Apr. 6, 1999	W	15-3
Mar. 13, 2012	W	10-7
Mar. 14, 2012	L	2-16
Mar. 5, 2013	L	2-3
Mar. 6, 2013	W	4-3
Feb. 18, 2014	L	0-1

Arkansas-Pine Bluff (8-1)

Mar. 16, 2007	W	5-0
Mar. 17, 2007	W	8-3
Mar. 18, 2007	W	19-0
Feb. 22, 2008	L	2-4
Feb. 23, 2008	W	13-2
Feb. 24, 2008	W	15-3
Feb. 26, 2016	W	10-0
Feb. 27, 2016	W	9-2
Feb. 28, 2016	W	8-2

Arkansas State (20-27)

Feb. 19, 1992	L	1-9
Apr. 9, 1992	W	11-7
1993	W	12-4
1993	L	1-5
Mar. 4, 1994	L	4-6
Apr. 26, 1994	L	2-6
Apr. 4, 1995	L	5-9
Apr. 9, 1996	L	7-9
Apr. 16, 1997	L	3-4
Mar. 3, 1999	L	2-4
Apr. 26, 2000	W	7-4
Apr. 18, 2000	W	10-9
Mar. 13, 2001	W	6-4
Mar. 5, 2002	W	2-1
Apr. 9, 2002	L	1-6
Mar. 4, 2003	L	3-7
Apr. 15, 2003	W	7-6
Feb. 25, 2004	W	12-9
May 11, 2004	W	6-4
Mar. 29, 2005	L	0-9
Apr. 19, 2005	L	2-3
Feb. 15, 2006	L	3-4
Mar. 6, 2007	L	5-6
Apr. 9, 2008	L	3-8
Apr. 22, 2008	W	12-3
Apr. 1, 2009	L	1-12
Apr. 22, 2009	L	11-17
Mar. 24, 2010	W	6-4
Apr. 14, 2010	L	6-9
Apr. 5, 2011	W	8-5
Apr. 19, 2011	W	13-7
Mar. 27, 2012	L	5-10
Apr. 17, 2012	W	5-3
Apr. 2, 2013	L	8-9
Apr. 16, 2013	L	4-5
Feb. 25, 2014	L	4-8
Apr. 1, 2014	W	7-0
Mar. 25, 2015	W	6-5

Mar. 31, 2015	L	10-12
Apr. 5, 2016	W	4-2
Apr. 12, 2016	W	13-8
Apr. 4, 2017	L	1-10
Apr. 5, 2017	W	10-4
Feb. 20, 2018	L	6-7
Mar. 26, 2019	L	2-11
Apr. 16, 2019	L	4-8
Mar. 3, 2020	W	5-3

Auburn (1-2)

Feb. 19, 2010	W	13-8
Feb. 20, 2010	L	8-9
Feb. 21, 2010	L	1-6

Austin Peay (54-40)

Mar. 28, 1992	W	3-1
Mar. 28, 1992	L	6-7
Mar. 29, 1992	L	11-13
Apr. 24, 1993	W	6-5
Apr. 24, 1993	W	2-1
Apr. 25, 1993	W	1-0
May 15, 1993*	L	4-6
May 14, 1993*	W	3-1
Apr. 23, 1994	L	6-7
Apr. 23, 1994	W	6-0
Apr. 24, 1994	L	5-6
Apr. 14, 1995	W	4-2
Apr. 14, 1995	L	5-6
Apr. 15, 1995	W	4-1
Mar. 30, 1996	W	13-0
Mar. 30, 1996	W	9-4
Mar. 31, 1996	L	1-7
May 5, 1996*	L	3-8
Apr. 12, 1997	W	10-7
Apr. 12, 1997	W	3-2
Apr. 13, 1997	W	7-4
Apr. 4, 1998	W	5-1
Apr. 4, 1998	W	1-0
Apr. 5, 1998	W+	6-3
Apr. 2, 1999	L	2-7
Apr. 2, 1999	L	6-8
Mar. 25, 2000	W	4-1
Mar. 25, 2000	W	10-3
Mar. 26, 2000	W	12-7
May 19, 2000*	W	13-0
Apr. 28, 2001	W	1-0
Apr. 28, 2001	W	11-1
Apr. 29, 2001	W	4-3
May 16, 2001*	L	4-9

Apr. 27, 2002	W	14-9
Apr. 28, 2002	W	6-2
Apr. 28, 2002	W	8-6
May 24, 2002*	W	7-5
Apr. 26, 2003	W	9-3
Apr. 26, 2003	L	2-4
Apr. 27, 2003	W	8-6
May 22, 2003*	W	4-0
Apr. 17, 2004	L	4-15
Apr. 17, 2004	L+	2-3
Apr. 18, 2004	W	9-7
May 27, 2004*	W	6-1
Apr. 16, 2005	W	6-4
Apr. 16, 2005	L	3-5
Apr. 17, 2005	L	2-11
Apr. 22, 2006	L	4-7
Apr. 22, 2006	W	8-4
Apr. 23, 2006	L	2-7
May 26, 2006*	W	10-9
Apr. 21, 2007	L	0-4
Apr. 21, 2007	L	2-4
Apr. 22, 2007	W	16-14
Apr. 26, 2008	L	5-6
Apr. 26, 2008	L	6-7
Apr. 27, 2008	W	10-9
May 21, 2008*	W	5-2
Apr. 25, 2009	W	12-9
Apr. 25, 2009	L	5-9
Apr. 26, 2009	W	13-3
May 15, 2010	L	4-8
May 15, 2010	W	2-1
May 16, 2010	W	10-3
May 14, 2011	L	5-6
May 14, 2011	W	3-2
May 15, 2011	L	5-7
Mar. 23, 2012	L	5-8
Mar. 24, 2012	L	2-5
Mar. 25, 2012	L	7-11
May 24, 2012*	W	4-3
May 26, 2012*	L	6-10
Apr. 12, 2013	L	4-9
Apr. 13, 2013	W	5-3
Apr. 14, 2013	W	14-8
Apr. 11, 2014	L	4-22
Apr. 12, 2014	W#	10-9
Apr. 13, 2014	W	19-7
Apr. 3, 2015	L	1-5
Apr. 4, 2015	W	3-2
Apr. 5, 2015	W	12-11
Apr. 8, 2016	L	1-6
Apr. 9, 2016	L	6-8
Apr. 10, 2016	W	7-3



SERIES RESULTS (DIVISION I ERA)

OPPONENTS



May 28, 2016*	W	10-4	Bethel			Mar. 29, 1998	W	5-4	Apr. 18, 2014	W	11-7			
Mar. 31, 2017	W	5-3	(1-0)			Mar. 29, 1998	L	3-4	Apr. 19, 2014	L	3-10			
Apr. 1, 2017	W	10-0	Mar. 13, 2007	W	4-2	Mar. 27, 1999	W	7-2	May 22, 2014	W	8-6			
Apr. 2, 2017	L	7-11	Bowling Green			Mar. 27, 1999	L	0-7	Apr. 10, 2015	W	21-1			
Mar. 30, 2018	L	5-6				(4-3)			Mar. 28, 1999	W	5-2	Apr. 11, 2015	L	5-9
Mar. 30, 2018	L	6-7							Mar. 18, 2000	L	1-2	Apr. 12, 2015	W	5-0
Mar. 31, 2018	W	20-4	Feb. 13, 2015	L	6-7				Mar. 18, 2000	W	16-7	Apr. 15, 2016	W	15-1
Mar. 22, 2019	L	2-4	Feb. 13, 2015	W	6-5	May 17, 2001	L	1-2	Apr. 16, 2016	W	12-11			
Mar. 23, 2019	W	7-4	Feb. 14, 2015	W	5-1	May 12, 2001	W	6-2	Apr. 17, 2016	W	20-7			
Mar. 24, 2019	L	2-10	Feb. 23, 2018	L	7-9	May 12, 2001	L	7-9	Apr. 7, 2017	W	7-3			
Ball State			Feb. 24, 2018	W	8-4	May 13, 2001	L	5-12	Apr. 8, 2017	L	4-5			
			Feb. 25, 2018	L	2-5	May 11, 2002	W	7-1	Apr. 9, 2017	W	7-6			
			Feb. 25, 2018	W	9-7	May 11, 2002	W	9-2	Apr. 6, 2018	L	3-5			
			Bradley			May 12, 2002	L	4-8	Apr. 7, 2018	W	3-1			
(6-5)						Apr. 18, 2003	L	4-5	Apr. 8, 2018	W	13-1			
						Apr. 18, 2003	L	1-5	Mar. 31, 2019	W	10-9			
						Apr. 19, 2003	W	22-9	Apr. 1, 2019	L	0-1			
			Belmont			Apr. 24, 2004	L	5-6	Apr. 1, 2019	L	6-9			
Creighton						Apr. 25, 2004	W	4-3	Eastern Kentucky					
						Apr. 25, 2004	L	5-6				(49-40)		
						Apr. 25, 2004	L	9-18						
			Apr. 10, 1999	W	5-4	Feb. 20, 1999	W	3-2						
Apr. 10, 1999	W	9-4	Feb. 20, 1999	L	2-3	Apr. 23, 2005	W	7-2	Apr. 12, 1992	W	9-0			
Apr. 11, 1999	W	5-3	Feb. 21, 1999	L	1-11	Apr. 23, 2005	W	9-4	Apr. 12, 1992	L	4-8			
Apr. 1, 2000	L	1-3	Mar. 12, 2013	L	2-17	Apr. 24, 2005	W	5-3	Apr. 12, 1992	L	4-8			
Apr. 1, 2000	L	0-1	Culver-Stockton			Apr. 29, 2006	L	6-7	1993	L	4-5			
Mar. 21, 2001	W	3-1				(3-0)			Apr. 29, 2006	L	1-5	1993	L	5-11
Mar. 21, 2001	W	11-10							Apr. 30, 2006	W	4-3	Apr. 30, 1994	W	3-0
Mar. 8, 2013	W	1-0							Mar. 16, 2002	W	13-5	May 24, 2006	W	7-6
Mar. 9, 2013	L	6-11	Mar. 16, 2002	W	4-3				Apr. 28, 2007	L	4-14	May 1, 1994	L	6-10
Mar. 10, 2013	L	2-6	Mar. 17, 2002	W	13-10	Apr. 28, 2007	W	10-4	Apr. 22, 1995	L	0-2			
May 22, 2013*	W	9-6	Dallas Baptist			Apr. 29, 2007	W	10-5	Apr. 22, 1995	W	9-4			
May 24, 2013*	W	2-1				(0-3)			May 3, 2008	W	16-7	May 13, 1995*	W	7-4
Mar. 7, 2014	W	11-1							May 3, 2008	L	3-15	Apr. 5, 1996	W	6-5
Mar. 8, 2014	W	6-3							Feb. 17, 2012	L	2-3	May 4, 2008	L	5-6
Mar. 9, 2014	W	7-0	Feb. 17, 2012	L	6-7				May 24, 2008	L	4-7	Apr. 6, 1996	W	4-1
May 14, 2015	W	12-0	Feb. 18, 2012	L	1-3	May 2, 2009	L	7-8	Mar. 28, 1997	L	2-24			
May 15, 2015	L	5-11	Delaware State			May 2, 2009	L	7-8	Mar. 28, 1997	L	2-3			
May 16, 2015	W	13-7				(1-0)			May 21, 2010	L	5-8	Mar. 29, 1997	W	10-7
May 21, 2015*	L	2-7							May 21, 2010	L	5-7	May 8, 1998*	W	12-8
May 23, 2015*	W	9-4							Mar. 11, 1994	W	5-0	May 22, 2010	W	10-0
May 19, 2016	W	9-2	Eastern Illinois						May 26, 2010	L	5-10	Mar. 21, 1998	W	7-1
May 20, 2016	L	3-4				(42-36)			May 20, 2011	W	9-6	Mar. 22, 1998	L	4-8
May 21, 2016	L	5-6							May 20, 2011	W	9-5	Mar. 20, 1999	W	1-0
May 12, 2017	W	4-1							Mar. 16, 1995	L	2-3	May 21, 2011	W	8-7
May 13, 2017	L	5-6	Mar. 17, 1995	W	10-4				Mar. 30, 2012	L	1-5	Mar. 21, 1999	L	5-12
May 14, 2017	L	10-11	Mar. 18, 1995	W	10-6	Mar. 31, 2012	W	12-5	May 20, 1999*	L	6-13			
May 11, 2018	W	9-8	Apr. 5, 1997	W	11-10	May 25, 2012	L	6-7	May 21, 1999	L	4-6			
May 12, 2018	W	9-8	Apr. 5, 1997	W	8-4	Apr. 1, 2012	L	0-10	May 13, 2000	W	10-5			
May 13, 2018	L	6-10	Apr. 6, 1997	W	6-5	Apr. 19, 2013	L	2-4	May 13, 2000	W	6-5			
May 3, 2019	L	7-8	Apr. 15, 1997	W	6-5	Apr. 20, 2013	W	25-6	May 14, 2000	L	4-11			
May 5, 2019	W	10-6	May 9, 1998	W	15-11	Apr. 21, 2013	L	3-13	May 19, 2000*	W	15-5			
May 5, 2019	W	3-1	Mar. 28, 1998	L	4-6	Apr. 17, 2014	W	7-5	Apr. 7, 2001	W	8-2			

FOLLOW THE REDHAWKS AT GOSOUTHEAST.COM





OPPONENTS

SERIES RESULTS (DIVISION I ERA)

Apr. 7, 2001	W	7-0	May 20, 2017	W	16-3	Georgia Tech			Iowa		
Apr. 8, 2001	L	2-9	May 17, 2018	W	7-2	(0-5)			(2-0)		
Apr. 6, 2002	W	7-4	May 18, 2018	W	7-6	May 22, 1998	L	5-14	Mar. 23, 1994	W	4-2
Apr. 6, 2002	W	2-0	May 19, 2018	W	10-9	Apr. 10, 1998	L	2-13	Mar. 23, 1994	W	2-1
Apr. 7, 2002	L	6-9	May 10, 2019	W	3-2	Apr. 11, 1998	L	4-14			
Apr. 12, 2003	L	9-10	May 11, 2019	L	5-7	Apr. 11, 1998 ^{&}	L	5-6	Iowa State		
Apr. 12, 2003	W	15-5	May 12, 2019	L	3-6	May 15, 2018	L	5-8	(8-1)		
Apr. 13, 2003	L	5-8							Feb. 21, 1998	W	10-2
May 21, 2003*	L	6-12	Evansville			Hannibal-LaGrange			Feb. 21, 1998	W	7-0
May 2, 2004	L	4-11	(2-4)			(2-0)			Feb. 22, 1998	L	5-6
May 2, 2004	L	0-3	Mar. 13, 2002	L	5-7	Feb. 28, 2012	W	13-6	Feb. 19, 2000	W	11-4
May 28, 2004*	W	9-7	Apr. 10, 2002	W	15-5	Feb. 29, 2012	W	6-5	Feb. 20, 2000	W	4-0
Apr. 30, 2005	L	2-3	May 4, 2005	L	6-13				Feb. 20, 2000	W	4-3
May 1, 2005	L	1-3	Mar. 1, 2006	L	6-7	Harris-Stowe			Feb. 10, 2001	W	5-4
May 1, 2005	L	11-12	Apr. 2, 2008	L	7-8	(8-0)			Feb. 11, 2001	W	3-2
May 6, 2006	W	11-2	Apr. 21, 2009	W	9-4	Mar. 1, 2001	W	7-0	Feb. 11, 2001	W	3-0
May 7, 2006	L	3-8				Apr. 21, 2010	W	10-2			
May 7, 2006	L	5-6	Florida A&M			Feb. 22, 2011	W	3-0	Jackson State		
May 26, 2006*	L	10-14	(1-0)			Feb. 21, 2012	W	8-6	(6-1)		
May 6, 2007	W	1-0	Mar. 14, 1994	W	14-5	Feb. 19, 2013	W	12-1	Feb. 23, 2001	W	13-4
May 6, 2007	L	1-2				Feb. 19, 2014	W	6-4	Feb. 25, 2006	W	7-5
May 10, 2008	W	5-4	Florida Atlantic			Mar. 22, 2016	W	18-10	Feb. 25, 2006	W	8-7
May 10, 2008	L	1-3	(0-1)			Feb. 19, 2019	W	13-0	Feb. 26, 2006	W	9-5
May 11, 2008	W	8-7	June 1, 2002 ^{&}	L	6-12				Feb. 17, 2007	W	2-0
May 8, 2009	L	13-14				Illinois State			Feb. 17, 2007	W	7-4
May 9, 2009	W	12-2	Florida State			(1-12)			Feb. 18, 2007	L	10-12
May 10, 2009	L	10-11	(0-2)			Mar. 4, 1995	W	10-5	Jacksonville State		
Apr. 2, 2010	W	17-9	Mar. 12, 1994	L	3-15	Mar. 4, 1995	L	5-12	(29-31)		
Apr. 2, 2010	W	7-4	Mar. 13, 1994	L	3-13	Mar. 5, 1995	L	6-13	Apr. 3, 2004	L	2-12
Apr. 3, 2010	W	8-7				Mar. 11, 2007	L	4-5	Apr. 3, 2004	W	10-3
Apr. 2, 2011	W	7-6	Fort Wayne			Mar. 10, 2007	L	2-8	Apr. 4, 2004	L	14-15
Apr. 2, 2011	W	13-6	(11-1)			Mar. 9, 2007	L	5-8	May 29, 2004	L	1-5
Apr. 3, 2011	L	5-11	Feb. 26, 2010	W	5-0	Mar. 3, 2012	L	2-8	May 29, 2004	W	7-6
Apr. 5, 2012	L	1-9	Feb. 27, 2010	W	3-2	Mar. 3, 2012	L	11-13	Apr. 2, 2005	L	3-6
Apr. 6, 2012	L	6-9	Feb. 28, 2010	W	6-5	Mar. 4, 2012	L	4-14	Apr. 2, 2005	W	3-0
Apr. 7, 2012	W	9-7	Feb. 24, 2012	W	7-1	Feb. 20, 2015	L	3-7	Apr. 3, 2005	L	7-8
Mar. 15, 2013	W	8-6	Feb. 25, 2012	L	4-6	Feb. 21, 2015	L	3-8	Apr. 8, 2006	L	3-9
Mar. 16, 2013	W	5-3	Feb. 26, 2012	W	26-7	Feb. 21, 2015	L	5-6	Apr. 8, 2006	W	8-6
Mar. 16, 2013	L	1-7	Feb. 21, 2014	W	18-0	Mar. 12, 2019	L	18-6	Apr. 9, 2006	L	7-21
May 24, 2013*	L	9-12	Feb. 22, 2014	W	7-6				Apr. 6, 2007	L	3-4
Mar. 14, 2014	W	15-8	Feb. 23, 2014	W	6-4	Indiana State			Apr. 6, 2007	W	5-3
Mar. 15, 2014	W	13-11	May 16, 2014	W	6-3	(0-3)			Apr. 7, 2007	W	3-2
Mar. 15, 2014	W	9-4	May 16, 2014	W	9-7	Mar. 3, 2006	L	1-8	May 24, 2007	L	2-15
Mar. 8, 2015	L	1-5	May 17, 2014	W	8-6	Mar. 4, 2006	L	6-10	Apr. 12, 2008	L	6-16
Mar. 8, 2015	W	12-6				May 8, 2015	L	7-8	Apr. 12, 2008	L	3-4
Mar. 9, 2015	W	13-1	Freed-Hardeman			May 9, 2015	L	3-4	Apr. 13, 2008	L	7-10
Mar. 11, 2016	W	2-1	(5-0)			May 10, 2015	L	7-8	May 22, 2008	L	6-7
Mar. 12, 2016	W	7-3	Apr. 7, 2004	W	12-4				May 24, 2008	W	6-4
Mar. 12, 2016	W	4-1	Mar. 13, 2005	W	8-1				Apr. 4, 2009	W	18-4
May 18, 2017	W	14-6	Mar. 27, 2007	W	5-0				Apr. 4, 2009	L	7-8
May 19, 2017	W	8-4	Mar. 28, 2007	W	27-16						
			Mar. 16, 2010	W	13-1						





SERIES RESULTS (DIVISION I ERA)

Apr. 2, 1994	W	3-2	Mar. 6, 2010	L	2-3	Missouri S&T			Missouri-St. Louis		
Mar. 25, 1995	L	0-5	Mar. 25, 2014	L	2-3	(1-0)			(0-2)		
Mar. 25, 1995	L	1-2	June 3, 2016	L	5-9	Apr. 28, 2015	W	11-10	Apr. 3, 1996	L	7-6
Mar. 26, 1995	L	4-6							Mar. 17, 1999	L	1-12
May 14, 1995	W	14-4	Missouri			Missouri State					
May 15, 1995	L	5-6	(11-23)			(15-31)			Missouri Valley		
May 16, 1995	L	4-6	May 8, 1992	L	0-17	Apr. 22, 1992	L	1-6	(2-0)		
Apr. 27, 1996	W	6-3	May 9, 1992	L	0-16	Apr. 22, 1992	W	13-10	Mar. 29, 2003	W	4-3
Apr. 27, 1996	L	2-12	May 9, 1992	L	6-7	1993	L	4-5	Mar. 29, 2003	W	5-0
Apr. 26, 1997	L	3-12	Feb. 23, 1995	W	5-4	1993	L	1-6			
Apr. 26, 1997	L	9-10	Mar. 20, 1995	L	1-11	Apr. 13, 1994	L	1-3	Morehead State		
Apr. 27, 1997	L	6-12	Mar. 19, 1996	L	7-8	Apr. 13, 1994	L	1-5	(49-43)		
May 15, 1997	W	4-0	Apr. 2, 1996	L	2-7	May 4, 1994	L	6-8	Apr. 25, 1992	L	0-3
Apr.18, 1998	W	10-9	Apr. 30, 1997	L	2-4	May 4, 1994	L	0-7	Apr. 25, 1992	W	1-0
Apr. 18, 1998	L	7-10	May 8, 1997	L	10-11	Mar. 21, 1995	W	12-6	Apr. 26, 1992	W	2-1
Apr. 19, 1998	W	8-4	Apr. 29, 1998	L	6-12	Mar. 22, 1995	L	5-13	1993	L	4-16
Apr. 17, 1999	W	10-2	Apr. 14, 1998	L	8-11	Mar. 8, 1997	L	5-10	1993	L	1-4
Apr. 17, 1999	W	4-0	Apr. 13, 1999	L	4-8	Mar. 9, 1997	L	1-4	1993	L	3-4
Apr. 18, 1999	L	6-9	May 10, 2000	W	9-6	Mar. 25, 1998	W	18-17	Mar. 26, 1994	W	4-1
May 20, 2000	L	4-11	Apr. 3, 2001	L	7-4	Mar. 25, 1998	W	5-4	Mar. 26, 1994	W	9-7
May 18, 2000	L	2-3	Apr. 2, 2002	W	8-5	Feb. 27, 2000	W	11-6	Mar. 27, 1994	L	7-6
Apr. 8, 2000	W	3-2	May 7, 2002	W	5-2	Feb. 27, 2000	W	5-3	May 6, 1995	W	4-3
Apr. 9, 2000	L	5-8	Mar. 11, 2003	L	8-9	Apr. 24, 2001	W	11-9	May 6, 1995	W	5-2
Apr. 16, 2003	L	9-11	Apr. 30, 2003	L	10-11	Mar. 30, 1999	L	2-10	May 7, 1995	W	9-8
			May 19, 2004	L	11-12	Mar. 30, 1999	L	1-8	Apr. 20, 1996	L	9-10
			Mar. 24, 2004	L	3-6	Mar. 8, 2000	W	14-8	Apr. 20, 1996	W	14-10
			Apr. 6, 2005	W	8-5	Apr. 3, 2001	L	2-7	Apr. 21, 1996	W	15-5
Mar. 13, 1996	L	6-7	Apr. 13, 2005	L	2-10	Mar. 22, 2002	L	3-5	May 4, 1996	W	9-1
Feb. 13, 1998	L	4-7	Mar. 29, 2006	W	3-2	Mar. 23, 2002	L	9-11	May 5, 1996	L	0-4
Feb. 14, 1998	L	3-4	Apr. 12, 2006	W	9-5	Mar. 24, 2002	L	3-9	May 10, 1997	L	2-5
Feb. 15, 1998	L	9-15	Apr. 26, 2006	L	3-14	May 6, 2003	L	1-3	May 10, 1997	L	7-9
Feb. 23, 1999	L	4-6	Apr. 3, 2007	L	3-16	May 7, 2003	L	5-11	May 11, 1997	W	10-8
Feb. 24, 1999	W	1-0	Apr. 4, 2007	L	5-9	Mar. 19, 2004	W	5-2	May 2, 1998	L	1-2
Mar. 3, 2000	L	1-5	Apr. 30, 2013	W	9-7	Mar. 20, 2004	W	8-2	May 3, 1998	W	6-1
Mar. 4, 2000	L	4-7	Apr. 29, 2014	L	5-6	Mar. 21, 2004	L	2-6	May 3, 1998	L	3-4
Feb. 17, 2001	L	0-1	May 5, 2015	W	8-5	May 17, 2005	L	2-10	May 7, 1998	W	10-9
Feb. 18, 2001	L	3-14	Mar. 15, 2016	W	7-2	May 18, 2005	L	6-11	May 1, 1999	W	10-2
Feb. 18, 2001	W	5-2	Mar. 16, 2016	L	6-13	Mar. 22, 2006	L	2-5	May 1, 1999	W	12-2
Mar. 2, 2004	L	1-8	Mar. 28, 2017	W	6-5	Mar. 25, 2008	W	6-2	May 2, 1999	W	19-1
Mar. 3, 2004	L	6-15	May 1, 2019	L	6-21	Mar. 26, 2008	L	6-7	Apr. 21, 2000	W	11-1
Mar. 15, 2005	L	5-6				Mar. 17, 2009	L	2-13	Apr. 21, 2000	W	7-0
Mar. 16, 2005	L	0-3	Missouri Baptist			Mar. 18, 2009	L	3-16	Apr. 22, 2000	W	3-2
May 17, 2011	L	6-10	(3-1)			Mar. 10, 2010	W	12-11	Mar. 17, 2001	W	8-6
Mar. 8, 2016	L	2-10	Apr. 16, 1996	W	5-2	Mar. 15, 2011	W	8-7	Mar. 17, 2001	L	3-4
Mar. 9, 2016	L	4-6	Mar. 4, 1997	L	2-4	Mar. 16, 2011	L	1-2	Mar. 18, 2001	W	5-1
			Apr. 1, 1998	W	8-0	Mar. 20, 2012	L	1-8	May 18, 2002	W	9-3
			Apr. 11, 2000	W	3-2	Mar. 27, 2013	L	4-11	May 18, 2002	W	9-2
						Mar. 11, 2014	W	6-5	May 19, 2002	L	10-16
Feb. 25, 1997	L	3-13				Apr. 7, 2015	L	1-2	May 22, 2002	W	9-6
Feb. 26, 1997	L	4-10				Mar. 15, 2017	W	5-4	May 9, 2003	W	22-8
Mar. 5, 2010	L	7-10				Mar. 20, 2018	L	5-10	May 9, 2003	W	11-4
						Apr. 2, 2019	L	2-8			



SERIES RESULTS (DIVISION I ERA)

OPPONENTS



May 11, 2003	L	5-7	May 17, 2019	L	3-8
May 8, 2004	W	10-5	May 18, 2019	L	7-8
May 8, 2004	W	3-1			
May 9, 2004	W	17-10			
May 26, 2005	L	1-6			
May 7, 2005	L	0-3			
May 7, 2005	W	8-7			
May 8, 2005	W	16-4			
May 13, 2006	L	4-7			
May 13, 2006	L	0-4			
May 14, 2006	W	13-7			
May 12, 2007	W	4-3			
May 12, 2007	W	3-2			
May 13, 2007	L	8-9			
May 16, 2008	W	9-6			
May 16, 2008	L	8-10			
May 17, 2008	L	12-13			
May 15, 2009	L	10-12			
May 15, 2009	L	3-10			
May 16, 2009	L	6-9			
May 21, 2009	L	5-7			
Mar. 27, 2010	W	23-10			
Mar. 27, 2010	L	11-12			
Mar. 28, 2010	W	15-7			
Mar. 27, 2011	W	3-2			
Mar. 27, 2011	L	4-14			
Apr. 13, 2012	L	2-7			
Apr. 14, 2012	W	9-4			
Apr. 15, 2012	L	14-16			
Mar. 22, 2013	L	2-4			
Mar. 23, 2013	L	8-11			
Mar. 23, 2013	W	10-5			
Mar. 21, 2014	L	8-9			
Mar. 22, 2014	L	1-6			
Mar. 23, 2014	W	7-1			
Mar. 15, 2015	W	8-6			
Mar. 15, 2015	L	7-11			
Mar. 16, 2015	W	14-6			
May 23, 2015	L	3-16			
Mar. 18, 2016	W	5-1			
Mar. 19, 2016	W	5-4			
Mar. 20, 2016	W	6-5			
May 27, 2016	W	3-0			
Mar. 9, 2017	L	9-12			
Mar. 10, 2017	L	5-17			
Mar. 10, 2017	L	2-3			
Mar. 9, 2018	W	5-4			
Mar. 10, 2018	W	10-3			
Mar. 10, 2018	L	4-8			
May 24, 2018*	L	9-18			
May 16, 2019	L	9-13			

Murray State (51-38)

Apr. 4, 1992	W	6-5
Apr. 4, 1992	L	2-4
Apr. 5, 1992	W	12-1
1993	L	2-4
1993	W	8-0
May 7, 1994	L	2-6
May 7, 1994	W	2-1
May 8, 1994	W	4-2
Apr. 29, 1995	W	5-4
Apr. 30, 1995	L	0-3
Apr. 30, 1995	W	7-3
Apr. 13, 1996	L	0-6
Apr. 13, 1996	W	6-4
Apr. 14, 1996	W	12-1
Mar. 15, 1997	L	4-5
Mar. 15, 1997	W	3-2
Mar. 16, 1997	L	8-9
Mar. 7, 1998	W	9-5
Mar. 7, 1998	W	19-0
Mar. 8, 1998	L	3-12
May 8, 1999	L	3-9
May 8, 1999	W	8-5
May 9, 1999	L	4-8
Apr. 29, 2000	L	4-5
Apr. 29, 2000	W	4-1
Apr. 30, 2000	L	3-9
Mar. 31, 2001	L	5-6
Mar. 31, 2001	W	3-2
Apr. 1, 2001	W	7-3
Mar. 29, 2002	W	7-2
Mar. 30, 2002	L	4-8
Mar. 30, 2002	W	6-5
May 23, 2002	L	3-4
May 16, 2003	W	13-8
May 17, 2003	W	10-4
May 17, 2003	W	6-0
May 23, 2003	L	3-4
Mar. 27, 2004	W	6-2
Mar. 27, 2004	W	19-5
Mar. 28, 2004	L	3-16
May 25, 2005	L	3-4
Mar. 25, 2005	W	15-10
Mar. 25, 2005	L	6-7
Mar. 26, 2005	L	6-7
Apr. 1, 2006	W	1-0
Apr. 1, 2006	W	5-0

Apr. 2, 2006	W	7-0
Mar. 31, 2007	W	6-5
Apr. 1, 2007	W	17-3
Apr. 1, 2007	L	5-6
May 23, 2007	W	10-7
Apr. 5, 2008	W	3-2
Apr. 5, 2008	L	3-5
Apr. 6, 2008	W	9-8
Apr. 10, 2009	L	2-25
Apr. 11, 2009	L	1-3
Apr. 11, 2009	W	9-6
May 2, 2010	L	9-13
May 2, 2010	L	3-5
May 27, 2010	L	9-13
Apr. 30, 2011	W	17-7
Apr. 30, 2011	W	5-4
May 1, 2011	L	2-6
May 11, 2012	W	7-1
May 12, 2012	L	2-7
May 13, 2012	W	9-8
May 3, 2013	L	0-4
May 4, 2013	L	4-5
May 5, 2013	W	7-4
May 2, 2014	W	6-5
May 3, 2014	W	8-6
May 4, 2014	L	6-11
Apr. 24, 2015	W	10-3
Apr. 25, 2015	W	17-12
Apr. 26, 2015	W	10-2
Apr. 28, 2016	W	10-3
Apr. 29, 2016	L	3-4
Apr. 30, 2016	W	7-4
Apr. 21, 2017	L	7-9
Apr. 23, 2017	W	4-3
Apr. 23, 2017	L	1-11
May 26, 2017*	L	5-8
Apr. 20, 2018	W	7-4
Apr. 21, 2018	W	8-6
Apr. 21, 2018	W	7-5
May 23, 2018*	W	5-2
Apr. 12, 2019	L	5-9
Apr. 12, 2019	W	4-2
Apr. 13, 2019	L	5-6

Nebraska (0-3)

May 7, 2010	L	2-6
May 8, 2010	L	6-20
May 9, 2010	L	3-10

New Mexico State (0-3)

Mar. 16, 2012	L	1-9
Mar. 17, 2012	L	7-23
Mar. 17, 2012	L	6-8

New Orleans (3-0)

Feb. 15, 2013	W	7-4
Feb. 16, 2013	W	6-1
Feb. 17, 2013	W	11-2

Northeast Illinois (7-6)

Mar. 23, 1992	L	2-11
Mar. 24, 1992	L	4-10
1993	L	1-3
1993	W	4-1
Mar. 18, 1994	L	1-2
Mar. 19, 1994	W	3-0
Mar. 19, 1994	L	10-12
Apr. 17, 1995	W	8-3
Apr. 17, 1995	W	4-0
Feb. 24, 1996	L	4-5
Feb. 24, 1996	W	9-1
Feb. 25, 1996	W	16-15
Feb. 25, 1996	W	10-2

North Dakota (4-2)

Mar. 13, 2010	W	15-4
Mar. 13, 2010	L	5-6
Mar. 14, 2010	W	14-4
Mar. 11, 2011	L	6-8
Mar. 12, 2011	W	13-6
Mar. 13, 2011	W	15-0

North Dakota State (1-2)

Feb. 22, 2013	L	2-7
Feb. 23, 2013	L	6-9
Feb. 23, 2013	W	13-7

Northern Colorado (1-3)

Feb. 29, 2008	L	1-4
Mar. 1, 2008	L	3-7
Mar. 1, 2008	L	2-4
Mar. 2, 2008	W	14-13

OVC TOURNAMENT CHAMPIONS • 1998 • 2002 • 2016 // NCAA TOURNAMENT • 1998 • 2002 • 2016





OPPONENTS

SERIES RESULTS (DIVISION I ERA)

Northern Illinois (7-4)

Mar. 6, 1999	W	6-5
Mar. 7, 1999	W	10-0
Mar. 7, 1999	W	7-2
Mar. 13, 2009	W	8-6
Mar. 14, 2009	W	11-10
Mar. 14, 2009	W	15-5
Mar. 15, 2009	L	10-17
Feb. 21, 2020	L	4-9
Feb. 22, 2020	L	5-7
Feb. 22, 2020	W	16-15 (10)
Feb. 23, 2020	L	5-11

Oral Roberts (6-5)

Apr. 4, 1995	L	5-8
Apr. 5, 1995	W	5-3
Apr. 19, 1997	L	4-12
Apr. 19, 1997	W	7-2
Apr. 20, 1997	W	14-4
Mar. 2, 2013	L	1-3
Mar. 3, 2013	W	6-5
Mar. 3, 2013	L	3-4
Feb. 14, 2014	W	10-4
Feb. 15, 2014	W	7-5
Feb. 16, 2014	L	2-6

Mar. 27, 2001	W	13-1
Mar. 28, 2001	W	10-6
Mar. 26, 2002	W	9-2
Apr. 30, 2002	W	5-4
Mar. 12, 2003	W	9-4
Apr. 13, 2004	L	4-6
Mar. 10, 2004	W	7-4
Mar. 2, 2005	W	8-3
Apr. 5, 2005	W	3-2
May 16, 2006	W	7-6
Apr. 4, 2006	L	10-11
Mar. 7, 2007	W	5-2
Mar. 11, 2008	L	5-9
Mar. 3, 2009	W	6-5
Mar. 3, 2010	L	6-10
Mar. 23, 2010	W	8-4
Apr. 13, 2011	W	6-4
Mar. 22, 2011	L	8-14
Mar. 6, 2012	L	11-22
May 1, 2012	L	0-4
Feb. 26, 2013	L	4-8
Mar. 19, 2013	L	6-7
Mar. 18, 2014	L	8-11
Apr. 15, 2014	W	6-2
Mar. 10, 2015	W	9-7
Mar. 24, 2015	W	13-1
Apr. 19, 2016	W	10-3
May 3, 2016	L	8-12
Apr. 18, 2017	W	13-2
May 2, 2017	L	5-6
Apr. 4, 2018	W	4-2
Apr. 17, 2018	W	10-8
May 1, 2018	L	2-5
Apr. 9, 2019	L	6-15
Apr. 22, 2019	W	8-4

Apr. 19, 2008	W	11-10
Apr. 19, 2008	L	6-11
Apr. 20, 2008	W	7-6

South Alabama (2-5)

Mar. 9, 1995	W	14-12
Mar. 9, 1995	L	3-5
Mar. 10, 1995	L	14-17
Mar. 4, 1996	L	0-10
Mar. 5, 1996	W	6-5
Feb. 24, 2001	L	1-2
Feb. 25, 2001	L	1-6

Northern Iowa (5-6)

Feb. 25, 1995	W	9-7
Feb. 26, 1995	W	10-7
Mar. 2, 1997	W	3-2
Mar. 2, 1997	L	1-4
Feb. 27, 1999	L	12-13
Feb. 28, 1999	L	9-12
Feb. 28, 1999	L	3-10
Mar. 6, 2009	L	1-3
Mar. 7, 2009	W	20-8
Mar. 7, 2009	W	7-6
Mar. 8, 2009	L	5-11

Princeton (0-1)

Mar. 9, 2001	L	4-12
--------------	---	------

Purdue (3-5)

Feb. 27, 2009	W	13-10
Feb. 27, 2009	L	2-9
Mar. 3, 2017	L	0-4
Mar. 4, 2017	L	5-13
Mar. 5, 2017	W	17-7
Apr. 26, 2019	L	3-8
Apr. 27, 2019	W	3-2
Apr. 28, 2019	L	2-6

Mar. 3, 2010	L	6-10
Mar. 23, 2010	W	8-4
Apr. 13, 2011	W	6-4
Mar. 22, 2011	L	8-14
Mar. 6, 2012	L	11-22
May 1, 2012	L	0-4
Feb. 26, 2013	L	4-8
Mar. 19, 2013	L	6-7
Mar. 18, 2014	L	8-11
Apr. 15, 2014	W	6-2
Mar. 10, 2015	W	9-7
Mar. 24, 2015	W	13-1
Apr. 19, 2016	W	10-3
May 3, 2016	L	8-12
Apr. 18, 2017	W	13-2
May 2, 2017	L	5-6
Apr. 4, 2018	W	4-2
Apr. 17, 2018	W	10-8
May 1, 2018	L	2-5
Apr. 9, 2019	L	6-15
Apr. 22, 2019	W	8-4

South Dakota State (6-4)

Mar. 7, 2005	W	7-2
Mar. 10, 2006	W	5-1
Mar. 11, 2006	L	5-8
Mar. 11, 2006	W	6-5
Feb. 23, 2007	L	2-5
Feb. 25, 2007	W	1-0
Feb. 25, 2007	W	7-4
Mar. 2, 2018	W	12-8
Mar. 3, 2018	L	4-7
Mar. 4, 2018	L	5-6

Ohio (4-0)

Feb. 28, 2020	W	3-0
Feb. 29, 2020	W	3-0
Feb. 29, 2020	W	9-2
Mar. 1, 2020	W	9-7

Purdue-Fort Wayne (3-0)

Mar. 1, 2019	W	12-4
Mar. 2, 2019	W	10-1
Mar. 2, 2019	W	14-1

May 3, 2016	L	8-12
Apr. 18, 2017	W	13-2
May 2, 2017	L	5-6
Apr. 4, 2018	W	4-2
Apr. 17, 2018	W	10-8
May 1, 2018	L	2-5
Apr. 9, 2019	L	6-15
Apr. 22, 2019	W	8-4

Southern (2-0)

May 15, 1998	W	5-4
May 16, 1998	W	10-3

Southeastern Louisiana (2-2)

Feb. 25, 2005	W	2-5
Feb. 26, 2005	L	2-6
Feb. 27, 2005	W	14-7
Mar. 3, 2006	L	0-8

Oklahoma (0-6)

Feb. 15, 2002	L	4-5
Feb. 16, 2002	L	1-10
Feb. 17, 2002	L	5-18
Feb. 21, 2004	L	1-7
Feb. 21, 2004	L	5-11
Feb. 22, 2004	L	2-10

Quincy (1-0)

Mar. 14, 1992	W	9-1
---------------	---	-----

Saint Louis (24-22)

Apr. 27, 1994	L	3-7
Apr. 20, 1995	L	2-3
Apr. 10, 1996	L	7-8
Mar. 25, 1997	W	19-8
Apr. 10, 1997	L	3-9
Apr. 21, 1998	L	5-8
Mar. 24, 1998	W	13-3
Apr. 20, 1999	L	7-9
May 11, 1999	W	6-5
May 3, 2000	L	9-10
Apr. 12, 2000	L	4-5

Samford (9-8)

Apr. 9, 2004	W	7-5
Apr. 9, 2004	W	9-1
Apr. 10, 2004	W	12-8
Apr. 9, 2005	W	3-1
Apr. 9, 2005	L	5-13
Apr. 10, 2005	L	2-4
Apr. 14, 2006	W	7-4
Apr. 14, 2006	L	5-6
Apr. 15, 2006	L	6-8
May 25, 2006	L	5-11
Apr. 14, 2007	W	4-0
Apr. 15, 2007	W	9-0
Apr. 15, 2007	L	1-2
May 25, 2007	L	1-5

SIU Edwardsville (20-8)

Mar. 2, 1999	L	2-4
Apr. 17, 2009	W	9-5
Apr. 18, 2009	W	9-2
Apr. 18, 2009	W	9-4
May 17, 2012	W	9-4
May 18, 2012	W	11-4
May 19, 2012	L	7-24
Apr. 5, 2013	L	0-4
Apr. 6, 2013	W	8-4
Apr. 7, 2013	W	13-11
Apr. 4, 2014	W	8-7

Oklahoma State (2-4)

Apr. 1, 1997	L	7-9
Apr. 2, 1997	L	5-10
Mar. 8, 2001	L	7-10
Apr. 23, 2002	W	5-3
Mar. 30, 2004	L	8-10
Mar. 31, 2004	W	4-2



SERIES RESULTS (DIVISION I ERA)

OPPONENTS



Apr. 5, 2014	W	8-7	Apr. 6, 2010	L	11-16
Apr. 6, 2014	W	12-1	Apr. 20, 2010	W	13-1
Mar. 27, 2015	L	4-8	Apr. 12, 2011	W	14-8
Mar. 28, 2015	W	10-0	Apr. 26, 2011	W	11-4
Mar. 29, 2015	W	22-8	Apr. 10, 2012	W	4-1
Apr. 1, 2016	W	9-5	Apr. 24, 2012	L	5-9
Apr. 2, 2016	W	4-0	Apr. 9, 2013	L	4-9
Apr. 3, 2016	W	20-11	Apr. 23, 2013	L	2-3
Mar. 24, 2017	W	8-3	Apr. 8, 2014	W	5-4
Mar. 25, 2017	L	10-15	Apr. 22, 2014	L	2-5
Mar. 26, 2017	L	5-7	Apr. 14, 2015	W	7-4
Mar. 23, 2018	W	11-6	Apr. 21, 2015	L	2-6
Mar. 24, 2018	W	7-0	Mar. 2, 2016	L	5-6
Mar. 25, 2018	W	11-10	Apr. 11, 2017	L	2-4
Mar. 15, 2019	W	8-6	Apr. 25, 2017	L	5-7
Mar. 16, 2019	L	3-9	Mar. 6, 2018	L	0-5
Mar. 17, 2019	L	2-3	Apr. 24, 2018	L	0-2

Southern Illinois (26-26)

May 6, 1992	W	6-5
1993	L	3-10
1993	L	8-9
Mar. 24, 1994	W	4-2
Apr. 14, 1994	W	11-9
Mar. 29, 1995	W	17-2
Apr. 15, 1997	W	9-4
Mar. 4, 1998	W	11-5
Feb. 25, 1998	L	7-9
Apr. 7, 1999	L	5-6
Apr. 21, 1999	L	11-14
Apr. 19, 2000	W	19-17
Apr. 5, 2000	W	8-6
Apr. 18, 2001	W	19-1
Apr. 4, 2001	W	11-5
Apr. 4, 2001	W	11-5
Apr. 3, 2002	W	8-2
Apr. 17, 2002	L	5-10
Apr. 2, 2003	W	7-5
Apr. 9, 2003	W	4-3
Apr. 21, 2004	L	6-9
Mar. 23, 2004	L	5-6
Mar. 10, 2005	W	7-3
Apr. 27, 2005	L	3-7
Apr. 5, 2006	W	13-11
Apr. 11, 2006	L	5-8
Apr. 18, 2007	W	9-7
Apr. 10, 2007	W	2-7
Apr. 8, 2008	W	11-4
Apr. 15, 2008	L	4-5
Apr. 7, 2009	L	0-7
Apr. 14, 2009	L	2-4

Southern Indiana (2-4)

Apr. 29, 1992	L	11-13
Apr. 29, 1992	L	7-11
1993	L	8-9
1993	L	0-3
Mar. 20, 1994	W	6-5
Mar. 20, 1994	W	6-4

Southern Mississippi (3-6)

1993	W	3-2
1993	L	1-4
Feb. 25, 1994	L	5-13
Feb. 26, 1994	L	4-12
Feb. 27, 1994	W	9-8
Mar. 8, 1995	L	2-11
Mar. 7, 2003	W	9-2
Mar. 8, 2003	L	5-7
Mar. 9, 2003	L	2-14

South Florida (0-3)

1993	L	3-6
1993	L	3-11
1993	L	2-11

St. Catherine (0-1)

Mar. 4, 2009	L	9-11
--------------	---	------

St. Joseph's (0-1)

1993	L	8-14
------	---	------

Stephen F. Austin (3-2)

May 13, 2016	L	2-3
May 14, 2016	W	15-6
May 15, 2016	W	9-5
Feb. 17, 2017	L	2-3
Feb. 19, 2017	W	3-1

Tennessee State (6-0)

Apr. 17, 1992	W	5-3
Apr. 17, 1992	W	7-1
Apr. 18, 1992	W	17-3
1993	W	12-1
1993	W	10-2
1993	W	11-0

Tennessee Tech (53-40)

May 2, 1992	W	11-3
May 2, 1992	W	5-4
May 3, 1992	W	7-6
1993	L	1-5
1993	W	4-3
1993	L	1-3
Apr. 9, 1994	L	4-11
Apr. 9, 1994	W	5-2
Apr. 1, 1995	W	5-1
Apr. 1, 1995	W	6-1
Apr. 2, 1995	W	8-7
Mar. 16, 1996	L	1-6
Mar. 16, 1996	W	6-3
Mar. 17, 1996	L	0-4
Mar. 22, 1997	L	3-6
Mar. 22, 1997	W	3-2
Mar. 23, 1997	L	2-10
May 16, 1997	W	9-5
May 19, 1997	L	8-10
May 19, 1997	L	4-8
Mar. 14, 1998	L	1-2
Mar. 14, 1998	W	13-6
Mar. 15, 1998	L	2-7
May 15, 1999	L	0-2
May 15, 1999	W	10-4
May 16, 1999	W	14-6
May 6, 2000	L	8-9
May 6, 2000	W	8-5
May 7, 2000	W	15-11

May 5, 2001	W	3-1
May 5, 2001	W	7-3
May 6, 2001	W	11-0
May 4, 2002	W	7-2
May 4, 2002	L	2-9
May 5, 2002	W	12-6
May 24, 2002	W	9-2
May 25, 2002	W	13-1
Apr. 5, 2003	W	6-5
Apr. 5, 2003	W	5-0
May 15, 2004	W	5-3
May 15, 2004	W	3-2
May 16, 2004	L	4-11
May 14, 2005	W	10-1
May 14, 2005	W	20-10
May 15, 2005	W	16-12
May 19, 2006	L	5-9
May 19, 2006	W	10-5
May 20, 2006	W	21-10
May 17, 2007	L	5-6
May 18, 2007	W	9-2
May 19, 2007	L	6-9
Mar. 21, 2008	L	3-8
Mar. 21, 2008	W	16-3
Mar. 22, 2008	W	7-3
May 23, 2008	W	8-4
Mar. 21, 2009	W	14-2
Mar. 21, 2009	W	4-3
Mar. 22, 2009	W	7-4
May 20, 2009	L	5-9
Apr. 10, 2010	W	4-3
Apr. 10, 2010	W	11-9
Apr. 11, 2010	L	8-12
Apr. 9, 2011	L	4-5
Apr. 9, 2011	L	5-9
Apr. 10, 2011	W	13-8
May 27, 2011	W	6-1
Apr. 20, 2012	W	9-6
Apr. 21, 2012	L	3-8
Apr. 22, 2012	W	3-1
May 10, 2013	L	1-16
May 11, 2013	L	6-11
May 12, 2013	L	1-5
May 23, 2013	L	1-5
May 9, 2014	W	12-8
May 10, 2014	W	9-8
May 11, 2014	L	10-21
May 23, 2014	L	2-9
May 1, 2015	W	9-1
May 2, 2015	L	5-11
May 3, 2015	L	10-11
May 22, 2015	W	14-1

OVC TOURNAMENT CHAMPIONS • 1998 • 2002 • 2016 // NCAA TOURNAMENT • 1998 • 2002 • 2016

FOLLOW THE REDHAWKS AT GOSOUTHEAST.COM





OPPONENTS

SERIES RESULTS (DIVISION I ERA)

May 6, 2016	L	2-7
May 7, 2016	L	3-4
May 8, 2016	W	7-1
Apr. 28, 2017	L	4-8
Apr. 29, 2017	L	8-9
Apr. 29, 2017	W	11-9
May 25, 2017*	L	9-14
Apr. 27, 2018	L	6-7
Apr. 28, 2018	L	2-6
Apr. 29, 2018	W	10-6
Apr. 19, 2019	L	3-9
Apr. 19, 2019	L	8-13
Apr. 20, 2019	W	9-4

Troy (0-3)

Mar. 4, 2011	L	0-9
Mar. 5, 2011	L	1-2
Mar. 6, 2011	L	2-7

Tulane (1-5)

Mar. 1, 1996	W	9-8
Mar. 2, 1996	L	6-7
Mar. 3, 1996	L	9-14
Feb. 11, 2005	L	0-9
Feb. 12, 2005	L	3-6
Feb. 12, 2005	L	3-9

UT Arlington (1-1)

Feb. 17, 2017	W	4-3
Feb. 18, 2017	L	3-5

UT Martin (67-20-1)

Feb. 25, 1992	L	7-9
1992	L	4-5
1993	W	12-5
1993	L	1-5
Apr. 16, 1994	L	1-3
Apr. 16, 1994	W	5-3
Apr. 17, 1994	W	10-5
Apr. 8, 1995	W	9-4
Apr. 8, 1995	W	14-12
Apr. 9, 1995	W	15-8
Mar. 23, 1996	W	7-5
Mar. 23, 1996	L	2-4
Mar. 24, 1996	T	5-5
May 3, 1997	L	0-6
May 3, 1997	L	7-8

May 4, 1997	W	5-4
Apr. 25, 1998	W	4-3
Apr. 25, 1998	W	13-0
Apr. 26, 1998	W	11-7
Mar. 12, 1999	W	12-7
Mar. 12, 1999	L	6-7
Apr. 24, 1999	W	11-2
Apr. 24, 1999	W	6-0
Apr. 25, 1999	W	11-2
Apr. 15, 2000	W	8-7
Apr. 15, 2000	W	8-5
Apr. 16, 2000	W	16-0
Mar. 12, 2000	W	13-4
Mar. 12, 2000	W	6-0
Apr. 13, 2001	W	7-0
Apr. 13, 2001	W	18-9
Apr. 15, 2001	L	6-8
Apr. 13, 2002	W	12-8
Apr. 13, 2002	W	16-3
Apr. 14, 2002	W	12-2
May 3, 2003	W	9-1
May 3, 2003	W	14-2
May 4, 2003	W	20-5
May 21, 2004	W	12-4
May 21, 2004	W	9-2
May 21, 2004	L	16-17
May 20, 2005	W	4-2
May 20, 2005	W	6-4
May 21, 2005	W	4-3
Mar. 25, 2006	L	1-2
Mar. 25, 2006	L	2-3
Mar. 26, 2006	L	0-1
Mar. 24, 2007	W	7-5
Mar. 24, 2007	W	7-6
Mar. 25, 2007	W	18-8
Mar. 29, 2008	W	19-6
Mar. 28, 2009	W	9-7
Mar. 28, 2009	W	6-5
Mar. 29, 2009	W	12-8
Apr. 17, 2010	L	3-6
Apr. 17, 2010	L	4-12
Apr. 18, 2010	W	15-1
Apr. 16, 2011	W	8-2
Apr. 16, 2011	W	8-2
Apr. 17, 2011	W	8-4
May 27, 2011	W	12-7
Apr. 27, 2012	L	4-5
Apr. 28, 2012	W	13-1
Apr. 29, 2012	W	14-2
Mar. 28, 2013	W	8-5
Mar. 29, 2013	W	9-6

Mar. 30, 2013	W	7-2
Mar. 28, 2014	W	13-0
Mar. 29, 2014	W	9-3
Mar. 30, 2014	W	11-1
Mar. 20, 2015	W	16-2
Mar. 21, 2015	W	13-0
Mar. 22, 2015	W	5-4
Mar. 24, 2016	W	19-6
Mar. 25, 2016	W	15-6
Mar. 26, 2016	W	26-2
Mar. 17, 2017	W	14-1
Mar. 18, 2017	W	5-4
Mar. 19, 2017	W	13-4
Mar. 16, 2018	L	7-8
Mar. 17, 2018	W	17-1
Mar. 18, 2018	W	8-7
Mar. 8, 2019	W	4-1
Mar. 10, 2019	L	0-3
Mar. 10, 2019	L	0-1
Mar. 6, 2020	W	16-6
Mar. 7, 2020	W	22-4
Mar. 8, 2020	L	13-14

Valparaiso (3-0)

Mar. 19, 2010	W	17-4
Mar. 19, 2010	W	5-3
Mar. 20, 2010	W	8-7

Vanderbilt (1-2)

Apr. 1, 2008	W	12-8
May 13, 2014	L	4-10
Feb. 26, 2019	L	11-3

Washington (1-0)

Apr. 26, 1995	W	10-2
---------------	---	------

Western Illinois (7-2)

Mar. 11, 1996	W	3-1
Mar. 12, 1996	W	8-5
Mar. 12, 1996	W	18-3
Feb. 24, 2017	W	22-2
Feb. 25, 2017	W	5-4
Feb. 26, 2017	W	5-1
Feb. 22, 2019	L	2-9
Feb. 23, 2019	W	14-2
Feb. 24, 2019	L	2-5

Western Kentucky (1-2)

Mar. 3, 1994	L	2-5
Feb. 22, 1995	W	13-11
Mar. 27, 1995	L	4-10

Western Michigan (5-1)

May 6, 2017	W	12-6
May 6, 2017	W	8-5
May 7, 2017	L	6-8
Feb. 16, 2019	W	5-1
Feb. 17, 2019	W	8-4
Feb. 17, 2019	W	9-8

Westminster College (1-0)

Mar. 22, 2000	W	15-1
---------------	---	------

Wichita State (1-4)

Mar. 18, 1997	L	4-11
Mar. 19, 1997	W	14-6
May 21, 1998	L	4-7
Feb. 23, 2002	L	4-9
Feb. 24, 2002	L	7-8

William Jewell (1-0)

Mar. 13, 1992	W	6-4
---------------	---	-----

William Woods (1-0)

Mar. 21, 2001	W	24-3
---------------	---	------

Wright State (2-4)

Mar. 18, 2011	L	5-6
Mar. 19, 2011	W	5-1
Mar. 20, 2011	L	3-5
Mar. 9, 2012	W	10-7
Mar. 10, 2012	L	0-2
Mar. 11, 2012	L	5-6





2021



RECORDS

Center fielder Danny Wright has started 164 of his 170 games at SEMO. Wright ranks third all-time among the school's career leaders in hit by pitch. He was hit by a pitch a total of 30 times and hits .307 in his career.



RECORDS

HONORS & AWARDS

OVC Regular-Season Titles

Year	Coach
2002	Mark Hogan
2014	Steve Bieser
2015	Steve Bieser
2016	Steve Bieser

OVC Tournament Titles

Year	Coach
1998	Mark Hogan
2002	Mark Hogan
2016	Steve Bieser

OVC Coach of the Year

2002	Mark Hogan
2014	Steve Bieser
2016	Steve Bieser

OVC Player of the Year

1995	Rex Crosnoe
2000	Jeremy Johnson
2001	Clemente Bonilla
2011	Trenton Moses
2012	Trenton Moses
2014	Matt Tellor

OVC Pitcher of the Year

1995	David Michel
1998	Ryan Spille
2001	Todd Pennington
2002	Brad Purcell
2003	Tim Alvarez
2014	Travis Hayes
2015	Joey Lucchesi
2016	Joey Lucchesi

OVC Rookie of the Year

2000	Jeffrey Hilz
2003	Justin Christian
2007	Jim Klocke
2010	Shae Simmons

First-Team All-OVC

1992	Todd Shylanski, C
1993	Rex Crosnoe, C
	Scott Pruneau, UT
1994	Rex Crosnoe, C
1995	Tom Bruer, 3B
	Rex Crosnoe, C
	David Michel, P
	Troy Pehle, P
	Kerry Robinson, OF
1996	Tom Bruer, UT
1997	LaMonte Collier, OF
1998	Ryan Spille, P
1999	Jeremy Johnson, OF
	Ryan Spille, P
2000	Lanson Debrock, P
	Jeffrey Hilz, P
	Jeremy Johnson, OF
	Darin Kinsolving, 1B
	Charlie Marino, OF
2001	Clemente Bonilla, 2B
	Zach Borowiak, SS
	Jeff Bourbon, C
2002	Vern Hatton, OF
	Brad Purcell, P
	Denver Stuckey, 3B
2003	Tim Alvarez, P
	Justin Christian, 2B
	Brian Hopkins, OF
2004	Brad Smith, P
2005	Eric Horstman, 3B
2006	Levi Olson, C

2007	Omar Padilla, 2B
	Asif Shah, UT
2008	Tyrell Cummings, OF
	Jim Klocke, C
	Matt Wagner, 1B
2009	Jim Klocke, C
	Tyrell Cummings, OF
2010	Jim Klocke, C
	Casey Jones, UT
	Shae Simmons, RP
2011	Trenton Moses, 3B
	Michael Adamson, OF
2012	Derek Gibson, OF
	Trenton Moses, 3B
2014	Derek Gibson, OF
	Travis Hayes, SP
	Matt Tellor, 1B
2015	Joey Lucchesi, SP
2016	Branden Boggetto, SS
	Chris Osborne, OF
	Garrett Gandolfo, DH
	Joey Lucchesi, SP
	Robert Beltran, SP
2017	Dan Holst, OF
2018	Justin Dirden, OF
	Trevor Ezell, INF
	Carlos Vega, RHP
2019	Tyler Wilber, SS

Second-Team All-OVC

1992	Rhett Pierce, OF
1993	Darrell Dannenmueller, P
	Kerry Robinson, OF
1994	Mat Mitts, P
	Sherron Rives, SS
	Brian Schaeffer, OF
1995	Brian Schaeffer, OF
1996	LaMonte Collier, OF



Trenton Moses became only the third player in OVC history to win OVC Player of the Year honors two years in a row.



HONORS & AWARDS

RECORDS



1997 Rusty Curran, SS
 1998 Mike Miller, UT
 Steve Lowe, SS
 Charlie Marino, OF
 Jason Swearingen, P
 Kyle Yount, 2B
 1999 Dan Huesgen, P
 2000 Kevin Meyer, OF
 2002 Tim Alvarez, P
 Clemente Bonilla, 2B
 Zach Borowiak, SS
 Tristen McDonald, C
 Brandon Smith, P
 2003 Zach Borowiak, SS
 Tristen McDonald, C
 Denver Stuckey, 3B
 2004 Eric Horstman, IF
 Frank Montiel, OF
 2007 Dustin Renfrow, P
 2009 Louie Haseltine, DH
 2010 Kenton Parmley, SS
 Louie Haseltine, OF
 Michael Adamson, OF
 Kyle Guimeny, P
 2011 Jordan Underwood, P
 Logan Mahon, P
 2012 Kenton Parmley, SS
 Shae Simmons, P
 2015 Ryan Rippee, 1B
 Branden Boggetto, SS
 Garrett Gandolfo, DH
 Andy Lennington, UTIL
 2016 Trevor Ezell, 2B
 Clay Chandler, SP
 2017 Brian Lees, C
 Chris Osborne, OF
 Justin Murphy, SP
 Clay Chandler, SP

Honorable Mention

1994 Richie Pierce, P
 1996 Shawn Clark, 1B
 Jason Swearingen, P
 1998 Darin Kinsolving, 3B
 1999 Phil Warren, OF
 Kyle Yount, 2B
 2000 Tommy Thomas, P
 2002 Mark Frazier, P
 Brian Hopkins, OF
 2004 Eric Bracamonte, SS

OVC All-Newcomer Team

2006 Andrew Graham, IF
 Aaron Rave, IF
 2007 Nick Harris, OF
 Jim Klockem, C
 Josh Syberg, P
 2008 Trenton Moses, 3B
 2009 Kenton Parmley, SS
 2010 Shae Simmons, RP
 2012 Ryan Barnes, DH

2013 Jason Blum, OF
 Andy Lennington, UT
 Clayton Evans, OF
 2015 Trevor Ezell, 3B
 2017 Danny Wright, 2B
 2019 Noah Niznik, LHP

OVC All-Tournament Team

1995 Rex Crosnoe, C
 Tom Breuer, INF
 Kerry Robinson, OF
 Brian Schaefer, OF
 Larry Rothweil, P
 1997 LaMonte Collier, INF
 Kyle Yount, INF
 Mike Miller, UT
 Jason Swearingen, P
 1998 Brad Hoehner, C
 Steve Lowe, INF
 Jeremy Johnson, OF (MVP)
 Charlie Marino, OF
 Phil Warren, OF
 2000 Darin Kinsolving, INF
 Jeremy Johnson, OF
 Phil Warren, DH
 Lanson Debrock, P
 2002 Tristen McDonald, C
 Clemente Bonilla, INF (MVP)
 Zach Borowiak, INF
 Vern Hatton, OF
 Brad Purcell, P
 2003 Gary Gilbert, INF
 Tim Alvarez, P
 2004 Ernie Bracamonte, INF
 Gary Gilbert, INF
 Eric Horstman, OF
 Frankie Montiel, OF
 Derek Herbig, P
 2006 Dustin Pritchett, OF
 2007 Jim Klocke, UT
 2008 Jim Klocke, INF
 Matt Wagner, INF
 Matt Wulfers, DH
 Dustin Renfrow, P
 2009 Kenton Parmley, INF
 2011 Casey Jones, INF
 Kenton Parmley, INF
 Brad LaBruyere, P
 2012 Kenton Parmley, INF
 2013 Jason Blum, INF
 2014 Cole Bieser, OF
 2015 Branden Boggetto, INF
 Travis Hayes, P
 Dalton Hewitt, OF
 2016 Garrett Gandolfo, OF/INF
 Hunter Leeper, INF
 Dan Holst, OF
 Chris Osborne, OF
 Scott Mitchell, C
 Joey Lucchesi, P (MVP)
 2017 Danny Wright, INF

All-Americans

1968 Keith Newcombe
 Steve Vaughn
 1976 Trae Hastings
 Dan Wieser
 Mark Amick
 1982 Steve Williams
 1983 Steve Williams
 Lance Hemmer
 1989 Dan Shy
 1991 Todd Shylanski
 1998 Jeff Bourbon
 Ryan Spille
 2000 Zach Borowiak
 Jeremy Johnson
 2001 Clemente Bonilla
 Todd Pennington
 2003 Tim Alvarez
 Justin Christian
 2004 Brad Smith
 2007 Nick Harris
 Jim Klocke
 2009 Jim Klocke
 2010 Jim Klocke
 Shae Simmons
 2011 Trenton Moses
 2012 Trenton Moses
 2014 Derek Gibson
 Matt Tellor
 Jason Blum
 2015 Jason Blum
 Trevor Ezell
 2017 Danny Wright

Dick Howser Award Finalist

2014 Derek Gibson

Lowes Senior CLASS Award Finalist

2010 Jim Klocke

Southeast Athletics Hall of Fame

Joe Uhls (Class of 2002)
 Steve Williams (Class of 2004)
 Ryal Tibi (Class of 2006)
 1976 Team (Class of 2006)
 Kerry Robinson (Class of 2008)
 Dale Meier (Class of 2010)
 Clarence Bergman (Class of 2010)
 Jeremy Johnson (Class of 2011)
 Galen McSpadden (Class of 2012)
 Don Metz (Class of 2014)
 Trae Hastings (Class of 2015)
 Mark Hogan (Class of 2015)
 Jim Klocke (Class of 2016)
 1998 Team (Class of 2017)
 Todd Pennington (Class of 2018)





RECORDS

SINGLE-SEASON HITTING

Games Played

1. Garrett Gandolfo, 2016	60
2. Branden Boggetto, 2016	59
Trevor Ezell, 2016	59
Dan Holst, 2016	59
Trevor Ezell, 2015	59
Branden Boggetto, 2015	59
Ryan Rippee, 2015	59
Dalton Hewitt, 2015	59
Jason Blum, 2013	59
Kody Campbell, 2012	59
Trenton Moses, 2012	59
Eric Horstman, 2005	59
Frank Montiel, 2005	59

Batting Average

(Minimum 70 At-Bats)

1. Dan Shy, 1989	.489
2. Chris Shadowens, 1986	.441
3. Todd Shylanski, 1991	.439
4. Dan Patterson, 1984	.438
5. Lon Steward, 1986	.433
6. Steve Vaughn, 1965	.429
7. LaMonte Collier, 1997	.426
8. Chris Janet, 1982	.418
9. Brent Wood, 1982	.415
10. Jeremy Johnson, 1999	.412

At-Bats

1. Trevor Ezell, 2015	246
2. Kenton Parmley, 2012	245
3. Trevor Ezell, 2016	242
Branden Boggetto, 2016	242
Branden Boggetto, 2015	242
6. Garrett Gandolfo, 2016	239
7. Michael Adamson, 2010	237
Kenton Parmley, 2010	237
9. Matt Tellor, 2013	235
10. Ryan Rippee, 2015	234

Runs Scored

1. Trevor Ezell, 2016	70
2. Kenton Parmley, 2010	67
3. Trevor Ezell, 2015	66
4. Branden Boggetto, 2016	64
Michael Adamson, 2011	64
6. Michael Adamson, 2010	63
7. Charlie Marino, 1998	62
8. Chris Osborne, 2017	61
Dan Holst, 2016	61
Eric Horstman, 2004	61
Jeremy Johnson, 2000	61

Hits

1. Michael Adamson, 2010	92
2. Derek Gibson, 2014	91
3. Matt Tellor, 2014	90
Kenton Parmley, 2010	90
5. Kenton Parmley, 2012	89
6. Trenton Moses, 2012	87
Kerry Robinson, 1995	87
Trevor Ezell, 2018	87
9. LaMonte Collier, 1997	86
10. Garrett Gandolfo, 2016	85
Jim Klocke, 2010	85

Doubles

1. Kevin Meyer, 2000	25
2. Branden Boggetto, 2015	23
Michael Adamson, 2010	23
4. Frank Montiel, 2004	22
Jim Klocke, 2010	22
6. Garrett Gandolfo, 2016	21
Jason Blum, 2013	21
8. Jim Klocke, 2009	20
Clemente Bonilla, 2001	20
LaMonte Collier, 1997	20
Tristen Gagan, 2018	20

Triples

1. Vern Hatton, 2002	9
2. Steve Vaughn, 1965	8
3. Scott Hopper, 1995	7
4. Trevor Ezell, 2015	6
5. Andy Lennington, 2014	5
Eric Horstman, 2004	5
Jeremy Johnson, 1999	5
Steve Lowe, 1999	5
Kerry Robinson, 1995	5
Steve Bieser, 1989	5
Dan Shy, 1989	5

Home Runs

1. Charlie Marino, 1998	21
2. Dan Patterson, 1985	20
3. Trenton Moses, 2012	19
Jeremy Johnson, 2000	19
5. Brian Hopkins, 2003	18
Steve Williams, 1983	18
7. Louie Haseltine, 2010	17
Darin Kinsolving, 2000	17
Charlie Marino, 2000	17
Kerry Kumer, 1987	17

Runs Batted In

1. Matt Tellor, 2014	71
2. Derek Gibson, 2014	70
3. Justin Dirden, 2018	68
4. Brian Schaefer, 1995	67
5. Jim Klocke, 2010	66
Casey Jones, 2010	66
7. Charlie Marino, 2000	64
Tristen Gagan, 2018	64
9. Tristen Gagan, 2017	62
10. Garrett Gandolfo, 2016	61
Branden Boggetto, 2016	61
Branden Boggetto, 2015	61
Trenton Moses, 2012	61

Walks

1. Clemente Bonilla, 2001	61
2. Dan Holst, 2016	55
3. Clemente Bonilla, 2002	54
4. Trevor Ezell, 2016	53
Clemente Bonilla, 1999	53
6. Dan Holst, 2017	49
7. Garrett Gandolfo, 2016	43
Trenton Moses, 2012	42
Jeremy Johnson, 2000	42
10. Trevor Ezell, 2015	41
Dalton Hewitt, 2015	41
Kody Campbell, 2012	41

Strikeouts

1. Bo Jenkins, 2004	70
2. Ryan Rippee, 2015	60
3. Justin Dirden, 2018	61
4. Cole Bieser, 2012	59
5. Wade Stauss, 2018	58
6. Daniel Schuh, 2006	57
7. Brandon Boggetto, 2013	54
Louie Haseltine, 2010	54
Robert Kern, 1998	54
10. Andy Lennington, 2014	52
Charlie Marino, 2000	52
Danny Wright, 2019	52

Hit By Pitch

1. Jason Blum, 2013	23
2. Jason Blum, 2015	18
Jason Blum, 2014	18
Trenton Moses, 2012	18
Peyton Faulkner, 2018	18
6. Jeremy Johnson, 1998	15
Charlie Marino, 1998	15
Hunter Southerland, 2019	15
9. Omar Padilla, 2006	14
Jim Gerwitz, 1997	14

Total Bases

1. Trenton Moses, 2012	162
2. Brian Hopkins, 2003	160
3. Matt Tellor, 2014	153
4. Jeremy Johnson, 2000	151
5. Jim Klocke, 2010	146
6. Vern Hatton, 2002	144
Charlie Marino, 1998	144
8. Kenton Parmley, 2012	143
9. Branden Boggetto, 2015	141
Jeremy Johnson, 1999	141
Justin Dirden, 2018	141

Slugging Percentage

(Minimum 70 At-Bats)

1. Dan Shy, 1989	.965
2. Steve Vaughn, 1965	.943
3. Dan Patterson, 1985	.854
4. Kerry Kumer, 1987	.853
5. Dan Patterson, 1984	.850
6. Chris Shadowens, 1986	.832
7. Steve Williams, 1982	.823
8. Steve Williams, 1983	.814
9. Brian Hopkins, 2003	.792
10. Jeremy Johnson, 2000	.770

On-Base Percentage

(Minimum 70 At-Bats)

1. Clemente Bonilla, 2001	.564
2. Dan Shy, 1989	.549
3. Steve Vaughn, 1965	.545
4. Trenton Moses, 2012	.531
5. Lon Steward, 1985	.519
6. Todd Shylanski, 1991	.516
7. Jeremy Johnson, 2000	.514
8. Dan Holst, 2017	.509
9. Trenton Moses, 2011	.502
10. Darin Kinsolving, 2000	.498

Stolen Bases

1. Doug Muench, 1986	33
2. LaMonte Collier, 1997	24
3. Trevor Ezell, 2016	23
Jason Blum, 2014	23
Lance Craft, 1997	23
6. Dan Holst, 2016	22
7. Connor Basler, 2019	21
8. Kerry Robinson, 1995	20
Rhett Pierce, 1992	20
Tony Gongwer, 1986	20
Mark Amick, 1976	20

Consecutive Streaks

Longest Hitting Streak	47 games
Kenton Parmley (2012); 3rd longest in NCAA history	
Reaching Base Safely	79 games
Trenton Moses	

Last Time it Happened

Hit for the Cycle	Chris Osborne
at Austin Peay (4/10/16)	
Played Nine Defensive Positions	Hunter Leeper
vs. Belmont (5/21/16)	



CAREER HITTING

RECORDS



Games Started

1. Kenton Parmley, 2009-12	217
2. Jeremy Johnson, 1997-00	216
3. Jim Klocke, 2007-10	213
Zach Borowiak, 2000-03	213
Clemente Bonilla, 1999-02	213
Jeff Bourbon, 1998-01	213
7. Jason Blum, 2012-15	210
8. Denver Stuckey, 2000-03	205
9. Trenton Moses, 2008-12	204
10. Darin Kinsolving, 1997-00	201

Batting Average

(Minimum 200 At-Bats)

1. Dan Shy, 1988-89	.426
2. Lon Steward, 1985-86	.406
3. Tyler Wilber, 2019-Pres.	.388
4. Todd Shylanski, 1991-92	.387
5. Dan Patterson, 1984-86	.384
6. Doug Muench, 1985-86	.377
7. LaMonte Collier, 1996-97	.376
8. Michael Adamson, 2010-11	.373
9. Casey Jones, 2010-11	.362
Jim Klocke, 2007-10	.362

At-Bats

1. Kenton Parmley, 2009-12	882
2. Zach Borowiak, 2000-03	830
3. Jason Blum, 2012-15	806
Andy Lennington, 2012-15	806
5. Jeremy Johnson, 1997-00	800
6. Jim Klocke, 2007-10	782
7. Branden Boggetto, 2013-16	777
8. Jeff Bourbon, 1998-01	754
9. Denver Stuckey, 2000-03	753
10. Trevor Ezell, 2015-18	748

Runs Scored

1. Jeremy Johnson, 1997-00	214
2. Kenton Parmley, 2009-12	206
Jim Klocke, 2007-10	206
4. Trevor Ezell, 2015-18	194
5. Jason Blum, 2012-15	193
6. Denver Stuckey, 2000-03	178
7. Clemente Bonilla, 1999-02	172
8. Trenton Moses, 2008-12	159
9. Branden Boggetto, 2013-16	158
Jeff Bourbon, 1998-01	151
Darin Kinsolving, 1997-00	151

Hits

1. Kenton Parmley, 2008-12	302
2. Jeremy Johnson, 1997-00	287
3. Jim Klocke, 2007-10	283
4. Zach Borowiak, 2000-03	271
5. Trevor Ezell, 2015-18	251
6. Andy Lennington, 2012-15	246
7. Trenton Moses, 2008-12	244
8. Denver Stuckey, 2000-03	237
9. Jason Blum, 2012-15	233
10. Branden Boggetto, 2013-16	229

Doubles

1. Zach Borowiak, 2000-03	68
2. Jeremy Johnson, 1997-00	65
3. Jeff Bourbon, 1998-01	62
4. Branden Boggetto, 2013-16	61
5. Jim Klocke, 2007-10	59
Clemente Bonilla, 1999-02	59
7. Denver Stuckey, 2000-03	56
8. Andy Lennington, 2012-15	55
9. Kenton Parmley, 2009-12	51
10. Jason Blum, 2012-15	50
Trenton Moses, 2008-12	50

Triples

1. Vern Hatton, 2001-02	13
Trevor Ezell, 2015-18	13
3. Jeremy Johnson, 1997-00	11
Scott Hopper, 1994-96	11
Steve Vaughn, 1965-67	11
6. Andy Lennington, 2012-15	10
Jeff Steffens, 1987-90	10
8. Don Metz, 1967-70	9
Nick Harris, 2007-11	9
10. Kerry Robinson, 1993-95	8
Brian Moeglin, 1991-94	8
Chris Janet, 1981-84	8

Home Runs

1. Steve Williams, 1981-84	52
2. Jeremy Johnson, 1997-00	49
Darin Kinsolving, 1997-00	49
4. Dan Patterson, 1984-86	40
5. Charlie Marino, 1998-00	39
6. Trenton Moses, 2008-12	36
7. Jeff Bourbon, 1998-01	34
8. Kenton Parmley, 2008-12	32
Jim Klocke, 2007-10	32
10. Matt Wagner, 2007-09	31
Brian Hopkins, 2001-03	31

Runs Batted In

1. Jim Klocke, 2007-10	190
2. Jeremy Johnson, 1997-00	184
3. Steve Williams, 1981-84	167
4. Branden Boggetto, 2013-16	164
5. Trenton Moses, 2008-12	163
6. Jeff Bourbon, 1998-01	161
7. Darin Kinsolving, 1997-00	157
8. Andy Lennington, 2012-15	155
9. Zach Borowiak, 2000-03	154
10. Matt Wagner, 2007-09	152

Walks

1. Clemente Bonilla, 1999-02	207
2. Jason Blum, 2012-15	123
3. Trevor Ezell, 2015-18	122
4. Jim Klocke, 2007-10	121
5. Jeremy Johnson, 1997-00	117
6. Darin Kinsolving, 1997-00	116
7. Dan Holst, 2016-17	104
8. Trenton Moses, 2008-12	103
9. Trevor Ezell, 2015-present	97
10. Dalton Hewitt, 2012-15	96

Hit By Pitch

1. Jason Blum, 2012-15	68
2. Trenton Moses, 2008-2012	49
3. Danny Wright, 2017-Pres.	30
4. Omar Padilla, 2006-07	27
Jeremy Johnson, 1997-00	27
Peyton Faulkner, 2018-19	26
7. Connor Basler, 2017-Pres.	25
8. Daryl Graham, 2006-07	25
Darin Kinsolving, 1997-00	25
Tom Breuer, 1993-96	25

Total Bases

1. Jeremy Johnson, 1997-00	521
2. Kenton Parmley, 2009-12	457
3. Jim Klocke, 2007-10	442
4. Zach Borowiak, 2000-03	425
5. Trenton Moses, 2008-12	406
6. Darin Kinsolving, 1997-00	389
7. Jeff Bourbon, 1998-01	387
8. Branden Boggetto, 2013-16	376
9. Trevor Ezell, 2015-18	370
10. Andy Lennington, 2012-15	357

Slugging Percentage

(Minimum 200 At-Bats)

1. Dan Patterson, 1984-86	.815
2. Dan Shy, 1988-89	.760
3. Steve Williams, 1981-84	.745
4. Lon Steward, 1985-86	.721
5. Justin Dirden, 2018-20	.708
6. Charlie Marino, 1998-00	.677
7. Todd Shylanski, 1991-92	.675
8. Chris Osborne, 2016-17	.651
Jeremy Johnson, 1997-00	.651
10. Louie Haseltine, 2008-11	.631

On-Base Percentage

(Minimum 200 At-Bats)

1. Dan Shy, 1988-89	.505
2. Lon Steward, 1985-86	.498
3. Dan Holst, 2016-17	.492
4. Steve Bieser, 1988-89	.478
5. Clemente Bonilla, 1999-02	.472
6. Jeff Morris, 1983-84	.463
7. Todd Shylanski, 1991-92	.462
8. Dan Patterson, 1984-86	.459
9. Jim Klocke, 2007-10	.458
Russ Deal, 1979-82	.458


Stolen Bases

1. Denver Stuckey, 2000-03	52
2. Jeremy Johnson, 1997-00	50
3. Jason Blum, 2012-15	48
Trevor Ezell, 2015-18	48
5. Kerry Robinson, 1993-95	46
Kenton Parmley, 2009-23	46
7. Doug Muench, 1985-86	44
8. Connor Basler, 2017-Pres.	42
9. Lance Craft, 1996-97	39
10. Cole Bieser, 2011-14	37
Nick Harris, 2007-11	37

Returnees in **Bold**

Single-Game Records

At-Bats	8, Omar Padilla at Austin Peay (4/22/07)	Walks	5, by Clemente Bonilla at Austin Peay (5/19/00)	Stolen Bases	4, by Lance Craft at Murray State (3/16/97)
Hits	6, 3x, last by Branden Boggetto at UT Martin (3/25/16)	Runs Scored	5, 7x, last by Jason Blum at Austin Peay (4/13/14)	Strikeouts	4, 18x, last by Ryan Rippee vs. Morehead State (3/20/16)
Triples	2, 8x, last by Caleb Feuerstake vs. Northern Illinois (2/22/20)	Doubles	3, 12x, last by Ryan Rippee at UT Martin (3/22/16)		
RBI	9, by Dan Shy at Lincoln (4/21/89)	Home Runs	4, by Scott Pruneau at Austin Peay (4/13/14)		



Jim Klocke

FOLLOW THE REDHAWKS AT GOSOUTHEAST.COM





RECORDS

SINGLE-SEASON PITCHING

Earned Run Average

(Minimum 40 Innings Pitched)

1. Mike Payne, 1970	1.30
2. Todd Pennington, 2001	1.33
3. Trae Hastings, 1978	1.38
4. Galen McSpadden, 1973	1.47
5. Galen McSpadden, 1974	1.53
6. Kenny Reinagel, 1984	1.64
7. Jeff Hilz, 2000	1.71
8. Jerry Payne, 1972	1.73
9. Mike Payne, 1972	1.88
10. Steve Hosick, 1977	1.93

Wins

1. Tim Alvarez, 2003	14
2. Brad Purcell, 2002	12
Brandon Smith, 2002	12
Todd Pennington, 2001	12
5. Ryan Spille, 1998	11
Brian Harper, 1988	11
7. Joey Lucchesi, 2016	10
Ryan Spille, 1999	10
Jim Parks, 1989	10
Lee Lummus, 1987	10

Losses

1. Jamie McAlister, 2006	12
2. John Jarvis, 1992	10
3. Casey Johnson, 2005	9
Jamie McAlister, 2005	9
5. Tommy Thomas, 2001	8
Zack Smith, 2012.	8
7. Jamie McAlister, 2005	7
Anthony Maupin, 2004	7
David Michel, 1997	7
Dave Siboda, 1997	7
Kerry McMahon, 1994	7
Dave Gronowski, 1981	7

Saves

1. Brad Smith, 2004	11
2. Logan Mahon, 2011	8
Hal Hempe, 1987	8
4. Bobby Hurst, 2013	7
Jim Klocke, 2009	7
6. Carlos Vega, 2017	6
Brady Wright, 2014	6
8. Justin Murphy, 2016	5
Shae Simmons, 2011	5
Shae Simmons, 2010	5
Mark Frazier, 2002	5
Jeff Hunt, 1976	5
Dan Bergtholdt, 2018	5

Games Started

1. Dave Jorn, 1976	19
2. Casey Johnson, 2005	17
Brad Purcell, 2002	17
Jason Swearingen, 1998	17
5. Joey Lucchesi, 2016	16
Robert Beltran, 2016	16
Will Spitzfaden, 2013	16
Derek Herbig, 2005	16
Dan Huesgen, 2000	16
John Jarvis, 1992	16

Appearances

1. Jared Waldhoff, 2017	30
Bobby Hurst, 2013	30
Brad Smith, 2004	30
4. Tony Zerrusen, 2013	29
Casey Johnson, 2005	29
6. Jake Busiek, 2016	28
Skylar Cobb, 2013	28
Jamie McAlister, 2005	28
Jeff Hilz, 2000	28
10. Justin Murphy, 2016	27
Jeff Hilz, 2001	27

Shutouts

1. Trae Hastings, 1976	4
2. Asif Shah, 2007	3
Tim Alvarez, 2003	3
Todd Pennington, 2001	3
Dan Huesgen, 1999	3
6. 12 pitchers tied	2
(Last by Dustin Renfrow in	..
2007)	

Complete Games

1. Jason Swearingen, 1998	9
Lance Hemmer, 1983	9
3. Ryan Spille, 1999	8
Ryan Spille, 1998	8
Brian Harper, 1988	8
Dan Stroud, 1983	8
Trae Hastings, 1976	8
8. 7 pitchers tied	7
(Last by Anthony Maupin in	..
2004)	

Innings Pitched

1. Brad Purcell, 2002	117.0
2. Joey Lucchesi, 2016	111.0
3. Jason Swearingen, 1998	110.0
4. Jamie McAlister, 2006	109.1
5. Ryan Spille, 1998	109.0
6. Tim Alvarez, 2003	108.1
7. Ryan Spille, 1999	104.1
8. Anthony Maupin, 2004	103.1

9. Lanson Debrock, 2000	99.1
10. Joey Evans, 2005	98.1

Strikeouts

1. Joey Lucchesi, 2016	149
2. Ryan Spille, 1998	130
3. Todd Pennington, 2001	121
4. Brad Purcell, 2002	102
5. Clay Chandler, 2016	96
6. Brian Harper, 1988	94
7. Joey Lucchesi, 2015	93
8. Alex Winkelman, 2015	92
Tommy Thomas, 2000	92
10. Shae Simmons, 2012	89

Strikeouts (9 innings)

(Minimum 40 Innings Pitched)

1. Galen McSpadden, 1973	12.14
2. Joey Lucchesi, 2016	12.08
3. Hal Hempen, 1987	12.02
4. Jon Nourie, 2003	11.62
5. Jeff Hilz, 2001	11.60
6. Todd Pennington, 2001	11.46
7. Tommy Thomas, 2000	11.39

8. Ralph Hachman, 1965	11.38
9. Jake Busiek, 2016	11.07
10. Brad Smith, 2004	10.93

Walks Allowed

1. Casey Johnson, 2005	59
2. Joe Schulte, 1985	53
3. Alex Winkelman, 2015	51
4. Derek Herbig, 2005	52
Mike Fitch, 2004	52
Shae Simmons, 2012	52
7. Ryan Spille, 1998	50
John Jarvis, 1992	50
9. Joey Lucchesi, 2015	47
10. Asif Shah, 2006	46

Walks (9 innings)

(Minimum 40 Innings Pitched)

1. Jason Swearingen, 1998	1.39
2. Max Mitts, 1994	1.60
3. Troy Pehle, 1995	1.61
4. Will Spitzfaden, 2013	1.86
5. Dan Huesgen, 1999	1.88
6. Justin Murphy, 2017	1.89



Shae Simmons



Joey Lucchesi



CAREER PITCHING

RECORDS



Jamie McAlister, 2006	1.89
Jeff Bohnert, 1986	1.89
9. Clay Chandler, 2016	1.94
10. David Michel, 1996	2.06

Earned Run Average

(Minimum 100 Innings Pitched)

1. Dave Jorn, 1975-76	2.24
2. Trae Hastings, 1975-78	2.30
3. Kenny Reinagel, 1982-84	2.41
4. Jeff Hilz, 2000-01	2.42
5. Joey Lucchesi, 2015-16	2.62
6. Galen McSpadden, 1971-74	2.65
7. Tim Alvarez, 2002-03	2.82
8. Todd Pennington, 1999-01	2.83
9. Tim Smith, 1975-76	2.88
10. Mike Payne, 1969-72	2.90
Carlos Vega, 2017-18	2.90

Wins

1. Lee Lummus, 1986-89	28
2. Jason Swearingen, 1995-98	27
3. Dan Huesgen, 1997-00	22
Trae Hastings, 1975-78	22
5. Ryan Spille, 1998-99	21
Jim Parks, 1987-91	21
Brian Harper, 1986-88	21
8. Tim Alvarez, 2002-03	19
9. David Michel, 1995-97	18
Galen McSpadden, 1971-74	18

Losses

1. Jamie McAlister, 2005-06	20
2. Jason Swearingen, 1995-98	17
3. Lanson Debrock, 1997-00	16
4. David Michel, 1995-97	15
Troy Pehle, 1994-97	15
6. Zack Smith, 2012-13	14
John Jarvis, 1991-92	14

D. Dannenmueller, 1990-93	14
9. Anthony Maupin, 2004-06	13
Dan Huesgen, 1997-00	13
Jim Parks, 1987-91	13
Keith Boeller, 1980-83	13

Saves

1. Brad Smith, 2003-05	13
2. Shae Simmons, 2010-12	10
Hal Hempen, 1986-87	10
4. Bobby Hurst, 2012-13	9
Jim Klocke, 2007-09	8
Logan Mahon, 2010-11	8
Aaron Stretch, 2018-19	8
8. Matthew Wade, 2015-18	7
Brady Wright, 2014-16	7
Troy Pehle, 1994-97	7

Games Started

1. Jason Swearingen, 1995-98	56
2. Derek Herbig, 2004-06	39
David Michel, 1995-97	39
Lee Lummus, 1986-89	39
5. Dan Huesgen, 1997-00	38
6. Alex Winkelman, 2013-15	35
7. Lanson Debrock, 1997-00	34
8. Jim Parks, 1987-91	33
Trae Hastings, 1975-78	33
10. Josh Syberg, 2007-11	32

Appearances

1. Alex Siddle, 2013-16	80
2. Jason Swearingen, 1995-98	76
3. Dan Huesgen, 1997-00	70
4. Lanson Debrock, 1997-00	69
5. Josh Parham, 2005-07	66
Troy Pehle, 1994-97	66
7. Christian Hull, 2011-14	65
Brandon Smith, 1999-02	65

Matthew Wade, 2015-18	65
10. Shae Simmons, 2010-12	63

Shutouts

1. Trae Hastings, 1975-78	5
2. Asif Shah, 2006-07	3
Tim Alvarez, 2002-03	3
Todd Pennington, 1999-01	3
Dan Huesgen, 1997-00	3
Ryan Spille, 1998-99	3
Doug Baker, 1990-91	3
Lance Hemmer, 1982-84	3
Kenny Reinagel, 1982-84	3
Keith Boeller, 1980-83	3

Complete Games

1. Trae Hastings, 1975-78	24
2. Jason Swearingen, 1995-98	21
3. Ryan Spille, 1998-99	16
4. Jim Parks, 1987-91	15
Keith Boeller, 1980-83	15
6. Brian Harper, 1986-88	14
7. Anthony Maupin, 2004-06	13
8. Lee Lummus, 1986-89	12
Lance Hemmer, 1982-84	12
Dan Stroud, 1981-83	12
Galen McSpadden, 1971-74	12

Innings Pitched

1. Jason Swearingen, 1995-98	368.1
2. Dan Huesgen, 1997-00	283.1
3. David Michel, 1995-97	247.0
4. Lee Lummus, 1986-89	246.1
5. Jim Parks, 1987-91	240.0
6. Lanson Debrock, 1997-00	235.1
7. Trae Hastings, 1975-78	234.1
8. Alex Winkelman, 2013-15	229.1
9. Ryan Spille, 1998-99	213.1
10. Brian Harper, 1986-88	207.1

Strikeouts

1. Joey Lucchesi, 2015-16	242
2. Trae Hastings, 1975-78	239
3. Ryan Spille, 1998-99	215
4. Brian Harper, 1986-88	209
5. Alex Winkelman, 2013-15	204
Galen McSpadden, 1971-74	204
7. Dan Huesgen, 1997-00	201
Jason Swearingen, 1995-98	201
9. Jim Parks, 1987-91	196
10. David Michel, 1995-97	183

Strikeouts (9 innings)

(Minimum 100 Innings Pitched)

1. Joey Lucchesi, 2015-16	10.94
2. Carlos Vega, 2017-18	10.81
3. Jeff Hilz, 2000-01	10.78
4. Todd Pennington, 1999-01	10.54
5. Joe Schulte, 1984-85	10.20
6. Tommy Thomas, 2000-01	10.06
7. Shae Simmons, 2010-12	9.98
8. Dylan Dodd, 2019-Pres.	9.95
9. Galen McSpadden, 1971-74	9.32
10. Trae Hastings, 1975-78	9.18

Walks Allowed (9 innings)

(Minimum 100 Innings Pitched)

1. Max Mitts, 1993-94	1.81
2. Clay Chandler, 2016-17	2.13
Jason Swearingen, 1995-98	2.13
4. Justin Murphy, 2016-17	2.33
5. Jeff Bohnert, 1985-86	2.35
6. Jamie McAlister, 2005-06	2.50
7. Dylan Dodd, 2019-Pres.	2.55
8. Dustin Renfrow, 2007-08	2.60
9. Dan Huesgen, 1997-00	2.64
10. Kyle Guimeny, 2009-10	2.76
Tim Alvarez, 2002-03	2.76

Returnees in **Bold**



Jason Swearingen

Single-Game Records

Strikeouts	17, 2x, last by Joey Lucchesi vs. Murray State (4/28/16)
Innings Pitched	11, by Tom Reinagel (4/19/71)

FOLLOW THE REDHAWKS AT GOSOUTHEAST.COM





RECORDS

ANNUAL LEADERS

Hitting

Batting Average

1959	.333 - Black
1960	.351 - Probst, Ron
1961	.367 - Plassmeyer, Kenneth
1962	.282 - Wadlington, Gary
1963	.400 - Newcomb, Keith
1964	.406 - Wadlington, Gary
1965	.429 - Vaughn, Steve
1966	.274 - Steimle, Doug
1967	.333 - Metz, Don
1968	.318 - Vaughn, Steve
1969	.299 - Metz, Don
1970	.351 - Metz, Don
1971	.343 - Wallace, Ron
1972	.377 - Auer, Ron
1973	.319 - Wengert, Gary
1974	.382 - Amick, Mark
1975	.333 - Dambach, Grant
1976	.348 - Amick, Mark
1977	.328 - Samples, Mike
1978	.370 - Basta, Ed
1979	.361 - Schatzley, Bill
1980	.344 - Dohogne, Rick
1981	.355 - Deal, Russ
1982	.418 - Janet, Chris
1983	.378 - Daily, Rick
1984	.438 - Patterson, Dan
1985	.376 - Steward, Lon
1986	.441 - Shadowens, Chris
1987	.397 - Stucker, Gary
1988	.350 - Steffens, Jeff
1989	.489 - Shy, Dan
1990	.361 - Thomas, Scott
1991	.439 - Shylanski, Todd
1992	.362 - Pierce, Rhett
1993	.350 - Pruneau, Scott
1994	.329 - Crosnoe, Rex
1995	.385 - Robinson, Kerry
1996	.358 - Curran, Rusty
1997	.426 - Collier, Lamonte
1998	.351 - Yount, Kyle
1999	.412 - Johnson, Jeremy
2000	.408 - Johnson, Jeremy
2001	.382 - Bonilla Jr., Clemente
2002	.369 - Hatton, Vern
2003	.401 - Hopkins, Brian
2004	.368 - Horstman, Eric
2005	.352 - Horstman, Eric
2006	.337 - Padilla, Omar
2007	.325 - Padilla, Omar

2008	.357 - Klocke, Jim
2009	.394 - Klocke, Jim
2010	.398 - Jones, Casey
2011	.395 - Moses, Trenton
2012	.408 - Moses, Trenton
2013	.345 - Hewitt, Dalton
2014	.403 - Gibson, Derek
2015	.333 - Lennington, Andy
2016	.367 - Osborne, Chris
2017	.376 - Wright, Danny
2018	.377 - Ezell, Trevor
2019	.383 - Wilber, Tyler
2020	.414 - Dirden, Justin

Slugging Percentage

1965	.943 - Vaughn, Steve
1966	.467 - Steimle, Doug
1967	.513 - Metz, Don
1968	.500 - Metz, Don
1969	.486 - Metz, Don
1970	.581 - Metz, Don
1971	.610 - Auer, Ron
1972	.705 - Auer, Ron
1973	.429 - Amick, Mark
1974	.490 - Amick, Mark
1975	.473 - Dambach, Grant
1976	.553 - Wieser, Dan
1977	.675 - Wieser, Dan
1978	.646 - Murphy, Dan
1979	.514 - Dohogne, Rick
1980	.600 - Williams, Joe
1981	.709 - Deal, Russ
1982	.823 - Williams, Steve
1983	.814 - Williams, Steve
1984	.850 - Patterson, Dan
1985	.854 - Patterson, Dan
1986	.832 - Shadowens, Chris
1987	.853 - Kumer, Kerry
1988	.516 - DeFere, Dean
1989	.965 - Shy, Dan
1990	.585 - Edwards, Tim
1991	.764 - Shylanski, Todd
1992	.581 - Shylanski, Todd
1993	.490 - Pruneau, Scott
1994	.515 - Crosnoe, Rex
1995	.636 - Schaefer, Brian
1996	.573 - Clark, Shawn
1997	.663 - Collier, Lamonte
1998	.727 - Marino, Charlie
1999	.727 - Johnson, Jeremy
2000	.770 - Johnson, Jeremy
2001	.645 - Bonilla Jr., Clemente

2002	.649 - Hatton, Vern
2003	.792 - Hopkins, Brian
2004	.568 - Montiel, Frankie
2005	.481 - Lawson, Brent
2006	.515 - Payne, Jordan
2007	.514 - Padilla, Omar
2008	.582 - Harris, Nick
2009	.667 - Haseltine, Louie
2010	.635 - Klocke, Jim
2011	.672 - Moses, Trenton
2012	.761 - Moses, Trenton
2013	.496 - Blum, Jason
2014	.657 - Tellor, Matt
2015	.583 - Boggetto, Branden
2016	.741 - Osborne, Chris
2017	.601 - Holst, Dan
2018	.665 - Dirden, Justin
2019	.531 - Wilber, Tyler
2020	.900 - Dirden, Justin

On Base Percentage

1959	.333 - Black
1960	.351 - Probst, Ron
1961	.367 - Plassmeyer, Kenneth
1962	.282 - Wadlington, Gary
1963	.400 - Newcomb, Keith
1964	.406 - Wadlington, Gary
1965	.545 - Vaughn, Steve
1966	.274 - Steimle, Doug
1967	.333 - Metz, Don
1968	.316 - Metz, Don
1969	.299 - Metz, Don
1970	.448 - Metz, Don
1971	.437 - Drury, Mark
1972	.513 - Auer, Ron
1973	.250 - Amick, Mark
1974	.447 - Amick, Mark
1975	.415 - Dambach, Grant
1976	.443 - Amick, Mark
1977	.445 - Wieser, Dan
1978	.474 - Basta, Ed
1979	.440 - Dohogne, Rick
1980	.442 - Thompson, Jay
1981	.467 - Deal, Russ
1982	.496 - Wood, Brent
1983	.490 - Morris, Jeff
1984	.495 - Patterson, Dan
1985	.519 - Steward, Lon
1986	.488 - Shadowens, Chris
1987	.462 - Sandheinric, Kelly
1988	.453 - Bieser, Steve
1989	.549 - Shy, Dan

1990	.434 - Thomas, Scott
1991	.516 - Shylanski, Todd
1992	.456 - Pierce, Rhett
1993	.426 - Crosnoe, Rex
1994	.413 - Crosnoe, Rex
1995	.475 - Crosnoe, Rex
1996	.427 - Curran, Rusty
1997	.496 - Collier, Lamonte
1998	.444 - Marino, Charlie
1999	.463 - Johnson, Jeremy
2000	.514 - Johnson, Jeremy
2001	.564 - Bonilla Jr., Clemente
2002	.494 - Bonilla Jr., Clemente
2003	.465 - Hopkins, Brian
2004	.443 - Horstman, Eric
2005	.433 - Horstman, Eric
2006	.424 - Rave, Aaron
2007	.443 - Klocke, Jim
2008	.469 - Klocke, Jim
2009	.484 - Klocke, Jim
2010	.449 - Campbell, Kody
2011	.502 - Moses, Trenton
2012	.531 - Moses, Trenton
2013	.453 - Blum, Jason
2014	.445 - Tellor, Matt
2015	.442 - Blum, Jason
2016	.475 - Holst, Dan
2017	.509 - Holst, Dan
2018	.442 - Ezell, Trevor
2019	.480 - Wilber, Tyler
2020	.494 - Wilber, Tyler

At-Bats

1959	39 - Jorgenson
1960	42 - Plassmeyer, Ken
1961	62 - Turk, Jim
1962	71 - Wadlington, Gary
1963	77 - Wadlington, Gary
1964	65 - Turk, Jim
1965	71 - Wadlington, Gary
1966	63 - Kesterson, Al
1967	80 - Vaughn, Steve
1968	76 - Metz, Don
1969	67 - Metz, Don
1970	74 - Metz, Don
1971	77 - Auer, Ron
1972	68 - Drury, Mark
1973	56 - Dambach, Mike
1974	102 - Amick, Mark
1975	93 - Dambach, Grant
1976	147 - Dambach, Grant
1977	131 - Samples, Mike



ANNUAL LEADERS

RECORDS



1978	82 - Murphy, Dan
1979	70 - Dohogne, Rick
1980	133 - Miller, Blake
1981	117 - Williams, Steve
1982	134 - Janet, Chris
1983	129 - Williams, Steve
	129 - Janet, Chris
1984	102 - Morris, Jeff
1985	139 - Muench, Doug
1986	152 - Gongwer, Tony
1987	126 - Giegling, Jim
	126 - Stucker, Gary
1988	157 - Steffens, Jeff
1989	141 - Shy, Dan
1990	143 - Steffens, Jeff
1991	162 - Pruneau, Scott
1992	166 - Layton, Aaron
1993	143 - Pruneau, Scott
1994	177 - Robinson, Kerry
1995	226 - Robinson, Kerry
1996	179 - Curran, Rusty
1997	205 - Johnson, Jeremy
1998	228 - Yount, Kyle
1999	203 - Yount, Kyle
2000	211 - Meyer, Kevin
2001	211 - Borowiak, Zach
2002	229 - Stuckey, Denver
2003	216 - Stuckey, Denver
2004	229 - Bracamonte, Ernie
2005	227 - Horstman, Eric
2006	199 - Graham, Darryl
2007	228 - Harris, Nick
2008	225 - Cummings, Tyrell
2009	202 - Cummings, Tyrell
2010	237 - Parmley, Kenton
	237 - Adamson, Michael
2011	227 - Parmley, Kenton
2012	245 - Parmley, Kenton
2013	235 - Tellor, Matt
2014	233 - Tellor, Matt
2015	246 - Ezell, Trevor
2016	242 - Ezell, Trevor
	242 - Boggetto, Branden
2017	229 - Osborne, Chris
2018	231 - Ezell, Trevor
	231 - Gagan, Tristen
2019	209 - Wilber, Tyler
2020	78 - Wright, Danny

Runs Scored

1959	8 - O'Connor, Gerald
	8 - Jorgenson
	8 - Plassmeyer, Ken
1965	26 - Vaughn, Steve
1966	11 - Vaughn, Steve
	11 - Brune, Greg
	11 - Kesterson, Al
1967	20 - Reid, Bill
1968	15 - Metz, Don
1969	14 - Roll, Lee
1970	17 - Metz, Don
1971	16 - Auer, Ron
1972	18 - Auer, Ron
1973	11 - Landgraf, Jeff
1974	22 - Amick, Mark
1975	23 - Dambach, Grant
1976	39 - Wieser, Dan
1977	35 - Wieser, Dan
1978	25 - Basta, Ed
1979	17 - Samples, Mike
1980	26 - Dohogne, Rick
1981	33 - Deal, Russ
1982	47 - Williams, Steve
1983	50 - Morris, Jeff
1984	32 - Morris, Jeff
1985	44 - Simmons, Mark
1986	55 - Gongwer, Tony
1987	29 - Kumer, Kerry
	29 - Schreck, Chris
1988	25 - McConnell, Britt
1989	51 - Bieser, Steve
1990	31 - Thomas, Scott
1991	38 - Kress, Steve
1992	41 - Pierce, Rhett
1993	29 - Pruneau, Scott
1994	31 - Crosnoe, Rex
1995	57 - Robinson, Kerry
1996	43 - Collier, Lamonte
	43 - Curran, Rusty
1997	57 - Johnson, Jeremy
1998	62 - Marino, Charlie
1999	50 - Johnson, Jeremy
2000	61 - Johnson, Jeremy
2001	49 - Bonilla Jr., Clemente
2002	58 - Hatton, Vern
2003	58 - Hopkins, Brian
2004	61 - Horstman, Eric
2005	51 - Horstman, Eric
2006	43 - Graham, Darryl
2007	54 - Padilla, Omar

2008	53 - Klocke, Jim
2009	56 - Klocke, Jim
2010	67 - Parmley, Kenton
2011	64 - Adamson, Michael
2012	58 - Parmley, Kenton
2013	53 - Blum, Jason
2014	60 - Blum, Jason
	60 - Tellor, Matt
2015	66 - Ezell, Trevor
2016	70 - Ezell, Trevor
2017	61 - Osborne, Chris
2018	52 - Ezell, Trevor
2019	44 - Basler, Connor
2020	26 - Wilber, Tyler

Hits

1959	16 - Plassmeyer, Ken
1960	13 - Probst, Ron
1961	22 - Plassmeyer, Ken
1962	20 - Wadlington, Gary
1963	25 - Wadlington, Gary
1964	19 - Turk, Jim
1965	30 - Vaughn, Steve
1966	17 - Steimle, Doug
1967	26 - Metz, Don
1968	24 - Metz, Don
1969	20 - Metz, Don
1970	26 - Metz, Don
1971	24 - Drury, Mark
	24 - Auer, Ron
1972	27 - Drury, Mark
1973	16 - Paskus, John
1974	39 - Amick, Mark
1975	31 - Dambach, Grant
1976	47 - Amick, Mark
	47 - Wieser, Dan
1977	43 - Samples, Mike
1978	30 - Basta, Ed
1979	23 - Dohogne, Rick
1980	45 - Dohogne, Rick
1981	41 - Williams, Steve
1982	56 - Janet, Chris
1983	45 - Daily, Rick
	45 - Williams, Steve
1984	35 - Patterson, Dan
	35 - Janet, Chris
1985	50 - Muench, Doug
1986	63 - Shadowens, Chris
1987	50 - Stucker, Gary
1988	55 - Steffens, Jeff
1989	69 - Shy, Dan
1990	47 - Steffens, Jeff

1991	69 - Shylanski, Todd
1992	59 - Pierce, Rhett
1993	50 - Pruneau, Scott
1994	57 - Rives
1995	87 - Robinson, Kerry
1996	64 - Curran, Rusty
1997	86 - Collier, Lamonte
1998	80 - Yount, Kyle
1999	80 - Johnson, Jeremy
2000	80 - Johnson, Jeremy
2001	66 - Borowiak, Zach
2002	82 - Hatton, Vern
2003	81 - Hopkins, Brian
2004	84 - Horstman, Eric
2005	80 - Horstman, Eric
2006	62 - Padilla, Omar
2007	69 - Padilla, Omar
2008	74 - Cummings, Tyrell
2009	78 - Cummings, Tyrell
2010	92 - Adamson, Michael
2011	82 - Adamson, Michael
2012	89 - Parmley, Kenton
2013	73 - Tellor, Matt
	73 - Blum, Jason
2014	91 - Gibson, Derek
2015	77 - Ezell, Trevor
	77 - Boggetto, Branden
2016	85 - Gandolfo, Garrett
2017	81 - Osborne, Chris
2018	87 - Ezell, Trevor
2019	80 - Wilber, Tyler
2020	29 - Dirden, Justin

Runs Batted In

1965	20 - Wadlington, Gary
1966	15 - Steimle, Doug
1967	24 - Vaughn, Steve
1968	15 - Vaughn, Steve
1969	14 - Kuehler, Dan
1970	21 - Drury, Mark
1971	19 - Yount, Steve
1972	14 - Drury, Mark
1973	12 - Dambach, Mike
1974	20 - McClarty, Pat
1975	15 - Dambach, Grant
	15 - Wieser, Dan
1976	37 - Wieser, Dan
1977	30 - Wieser, Dan
1978	21 - Criscione, Bill
	21 - Murphy, Dan
1979	14 - Schatzley, Bill
1980	28 - Dohogne, Rick





RECORDS

ANNUAL LEADERS

1981 34 - Williams, Steve
 1982 51 - Williams, Steve
 1983 53 - Williams, Steve
 1984 31 - Patterson, Dan
 1985 45 - Patterson, Dan
 1986 57 - Shadowens, Chris
 1987 36 - Kumer, Kerry
 1988 27 - DeFere, Dean
 1989 50 - Shy, Dan
 1990 26 - Edwards, Tim
 26 - Steffens, Jeff
 1991 50 - Shylanski, Todd
 1992 42 - Shylanski, Todd
 1993 32 - Crosnoe, Rex
 1994 34 - Rives
 1995 67 - Schaefer, Brian
 1996 46 - Clark, Shawn
 1997 43 - Collier, Lamonte
 1998 51 - Marino, Charlie
 1999 45 - Johnson, Jeremy
 2000 64 - Marino, Charlie
 2001 55 - Bourbon, Jeff
 2002 58 - Hatton, Vern
 2003 59 - Hopkins, Brian
 59 - Borowiak, Zach
 2004 51 - Bracamonte, Ernie
 2005 43 - Montiel, Frankie
 2006 28 - Olson, Levi
 2007 50 - Shah, Asif
 2008 58 - Cummings, Tyrell
 2009 55 - Cummings, Tyrell
 2010 66 - Jones, Casey
 66 - Klocke, Jim
 2011 53 - Moses, Trenton
 2012 61 - Moses, Trenton
 2013 46 - Tellor, Matt
 2014 71 - Tellor, Matt
 2015 61 - Boggetto, Branden
 2016 61 - Boggetto, Branden
 61 - Gandolfo, Garrett
 2017 62 - Gagan, Tristen
 2018 68 - Dirden, Justin
 2019 40 - Wilber, Tyler
 2020 26 - Dirden, Justin

Doubles

1965 11 - Vaughn, Steve
 1966 3 - Steimle, Doug
 1967 6 - Vaughn, Steve
 1968 4 - Leonard, Jim
 1969 4 - Metz, Don
 1970 6 - Drury, Mark

1971 8 - Wallace, Ron
 1972 3 - Wahl, Fred
 3 - Auer, Ron
 1973 3 - Paskus, John
 1974 6 - Amick, Mark
 1975 5 - Morgan, Bruce
 5 - Dambach, Grant
 1976 10 - Amick, Mark
 1977 9 - Kuehn, Ralph
 1978 7 - Chastain, Rick
 1979 7 - Dohogne, Rick
 1980 9 - Thompson, Jay
 1981 8 - Rosburg, Paul
 1982 11 - Wood, Brent
 1983 11 - Daily, Rick
 1984 10 - Morris, Jeff
 1985 10 - Steward, Lon
 1986 15 - Radetick, Joe
 1987 9 - Giegling, Jim
 1988 11 - McConnell, Britt
 1989 10 - Bieser, Steve
 1990 12 - Siebert, Scott
 1991 18 - Shylanski, Todd
 1992 14 - Shylanski, Todd
 1993 13 - Pruneau, Scott
 1994 15 - Crosnoe, Rex
 15 - Schaefer, Brian
 1995 18 - Crosnoe, Rex
 1996 13 - Breuer, Tom
 13 - Collier, Lamonte
 1997 20 - Collier, Lamonte
 1998 19 - Johnson, Jeremy
 1999 19 - Bourbon, Jeff
 2000 25 - Meyer, Kevin
 2001 20 - Bonilla Jr., Clemente
 2002 19 - Bonilla Jr., Clemente
 2003 19 - Hopkins, Brian
 19 - Borowiak, Zach
 2004 22 - Montiel, Frankie
 2005 16 - Lawson, Brent
 2006 17 - Olson, Levi
 2007 12 - Harris, Nick
 12 - Padilla, Omar
 2008 16 - Cummings, Tyrell
 2009 20 - Klocke, Jim
 2010 23 - Adamson, Michael
 2011 19 - Jones, Casey
 2012 16 - Moses, Trenton
 2013 21 - Blum, Jason
 2014 18 - Tellor, Matt
 18 - Lennington, Andy
 2015 23 - Boggetto, Branden

2016 21 - Gandolfo, Garrett
 2017 18 - Osborne, Chris
 2018 20 - Gagan, Tristen
 2019 19 - Wilber, Tyler
 2020 9 - Wilber, Tyler

Triples

1965 8 - Vaughn, Steve
 1966 1 - Vaughn, Steve
 1 - Kesterson, Al
 1 - Glastetter, Jim
 1967 4 - Metz, Don
 1968 2 - Vaughn, Steve
 1969 2 - Kuehler, Dan
 1970 3 - Metz, Don
 1971 4 - Auer, Ron
 1972 1 - Drury, Mark
 1 - Auer, Ron
 1973 1 - Kitchen, Terry
 1 - Amick, Mark
 1 - Wengert, Gary
 1 - Paskus, John
 1974 3 - Wahl, Fred
 1975 2 - Amick, Mark
 2 - Korando, Tony
 1976 2 - Wieser, Dan
 2 - Amick, Mark
 1977 1 - Chastain, Rick
 1 - Criscione, Bill
 1 - Wieser, Dan
 1 - Kuehn, Ralph
 1978 2 - Schmidt, Lynn
 1979 1 - Schatzley, Bill
 1 - Williams, Joe
 1980 1 - Thompson, Jay
 1 - Roberts, Mike
 1 - Dohogne, Rick
 1 - Schwartz, Dan
 1 - Williams, Joe
 1 - Osburn, Ted
 1 - Wadlington, Scott
 1981 1 - Deal, Russ
 1 - Apprill, Greg
 1 - Rosburg, Paul
 1 - Morgan, Scott
 1 - Janet, Chris
 1 - Reinagel, Jeff
 1982 4 - Janet, Chris
 1983 3 - Janet, Chris
 1984 1 - Ivie, Mike
 1 - Potts, Randy
 1 - Heuvelman, Arnie

1985 3 - Heuvelman, Arnie
 1986 4 - Gongwer, Tony
 1987 3 - Miller, Brad
 3 - Schreck, Chris
 1988 3 - Crosnoe, Cory
 1989 5 - Shy, Dan
 5 - Bieser, Steve
 1990 4 - Steffens, Jeff
 1991 3 - Layton, Aaron
 3 - Shylanski, Todd
 1992 3 - Hollrah, Scott
 3 - Moeglin, Brian
 1993 4 - Moeglin, Brian
 1994 3 - Hopper, Scott
 3 - Robinson, Kerry
 1995 7 - Hopper, Scott
 1996 3 - Goodman, Steve
 1997 3 - Yount, Kyle
 1998 3 - Kinsolving, Darin
 3 - Johnson, Jeremy
 1999 5 - Johnson, Jeremy
 5 - Lowe, Steve
 2000 2 - Meyer, Kevin
 2 - Bonilla Jr., Clemente
 2001 4 - Hatton, Vern
 2002 9 - Hatton, Vern
 2003 3 - Christian, Justin
 3 - Hopkins, Brian
 3 - Stuckey, Denver
 2004 5 - Horstman, Eric
 2005 2 - Horstman, Eric
 2006 2 - Pritchett, Dustin
 2007 4 - Harris, Nick
 2008 4 - Harris, Nick
 2009 2 - Cummings, Tyrell
 2 - Spencer, Tony
 2010 3 - Adamson, Michael
 2011 3 - Slattery, Blake
 2012 3 - Gibson, Derek
 2013 4 - Lennington, Andy
 2014 5 - Lennington, Andy
 2015 6 - Ezell, Trevor
 2016 4 - Boggetto, Branden
 2017 4 - Osborne, Chris
 2018 4 - Ezell, Trevor
 2019 3 - Wilber, Tyler
 2020 3 - Feuerstake, Caleb

Home Runs

1965 5 - Hearne, Gary
 1966 3 - Steimle, Doug
 1967 4 - Steimle, Doug



ANNUAL LEADERS

RECORDS



1968 4 - Vaughn, Steve
 1969 2 - Wallace, Ron
 1970 3 - Drury, Mark
 3 - Yount, Steve
 1971 6 - Yount, Steve
 1972 5 - Auer, Ron
 1973 2 - Kelam, Ron
 2 - Landgraf, Jeff
 2 - Paskus, John
 1974 1 - Holdinghaus, Dave
 1 - Kitchen, Terry
 1 - Amick, Mark
 1 - Howe, Mike
 1 - Dambach, Mike
 1 - McClarty, Pat
 1975 3 - Amick, Mark
 3 - Wieser, Dan
 1976 6 - Wieser, Dan
 1977 11 - Wieser, Dan
 1978 8 - Murphy, Dan
 1979 5 - Schatzley, Bill
 1980 5 - Gross, David
 5 - Williams, Joe
 5 - Osburn, Ted
 5 - Wadlington, Scott
 5 - Dohogne, Rick
 1981 10 - Deal, Russ
 1982 16 - Williams, Steve
 1983 18 - Williams, Steve
 1984 9 - Patterson, Dan
 9 - Williams, Steve
 1985 20 - Patterson, Dan
 1986 14 - Shadowens, Chris
 1987 17 - Kumer, Kerry
 1988 10 - DeFere, Dean
 1989 16 - Shy, Dan
 1990 6 - Edwards, Tim
 1991 9 - Shylanski, Todd
 1992 8 - Pruneau, Scott
 1993 3 - Rives
 3 - Breuer, Tom
 1994 8 - Rives
 1995 12 - Schaefer, Brian
 1996 12 - Clark, Shawn
 1997 8 - Collier, Lamonte
 1998 21 - Marino, Charlie
 1999 14 - Kinsolving, Darin
 2000 19 - Johnson, Jeremy
 2001 7 - Hatton, Vern
 2002 10 - McDonald, Tristen
 2003 18 - Hopkins, Brian
 2004 8 - Lopez, Freddy

8 - Bracamonte, Ernie
 2005 5 - Lawson, Brent
 5 - Payne, Jordan
 5 - Lopez, Freddy
 2006 7 - Payne, Jordan
 2007 8 - Harris, Nick
 8 - Padilla, Omar
 2008 12 - Cummings, Tyrell
 2009 13 - Wheeler, Justin
 13 - Wagner, Matt
 2010 17 - Haseltine, Louie
 2011 11 - Moses, Trenton
 2012 19 - Moses, Trenton
 2013 8 - Tellor, Matt
 2014 15 - Tellor, Matt
 2015 13 - Boggetto, Branden
 2016 15 - Osborne, Chris
 2017 13 - Gagan, Tristen
 2018 16 - Dirden, Justin
 2019 4 - Southerland, Hunter
 2020 9 - Dirden, Justin

Total Bases

1959 16 - Plassmeyer, Ken
 1960 13 - Probst, Ron
 1961 22 - Plassmeyer, Ken
 1962 20 - Wadlington, Gary
 1963 25 - Wadlington, Gary
 1964 19 - Turk, Jim
 1965 66 - Vaughn, Steve
 1966 29 - Steimle, Doug
 1967 41 - Vaughn, Steve
 1968 40 - Vaughn, Steve
 1969 29 - Metz, Don
 1970 43 - Metz, Don
 1971 47 - Auer, Ron
 1972 43 - Auer, Ron
 1973 27 - Paskus, John
 1974 50 - Amick, Mark
 1975 44 - Dambach, Grant
 1976 78 - Wieser, Dan
 1977 79 - Wieser, Dan
 1978 53 - Murphy, Dan
 1979 45 - Schatzley, Bill
 1980 69 - Dohogne, Rick
 1981 78 - Deal, Russ
 1982 107 - Williams, Steve
 1983 105 - Williams, Steve
 1984 68 - Patterson, Dan
 1985 117 - Patterson, Dan
 1986 119 - Shadowens, Chris
 1987 93 - Kumer, Kerry

1988 74 - Steffens, Jeff
 1989 136 - Shy, Dan
 1990 66 - Steffens, Jeff
 1991 120 - Shylanski, Todd
 1992 86 - Shylanski, Todd
 1993 70 - Pruneau, Scott
 1994 90 - Rives
 1995 126 - Schaefer, Brian
 1996 86 - Collier, Lamonte
 1997 134 - Collier, Lamonte
 1998 144 - Marino, Charlie
 1999 141 - Johnson, Jeremy
 2000 151 - Johnson, Jeremy
 2001 98 - Bonilla Jr., Clemente
 2002 144 - Hatton, Vern
 2003 160 - Hopkins, Brian
 2004 119 - Horstman, Eric
 2005 99 - Horstman, Eric
 2006 90 - Padilla, Omar
 2007 109 - Padilla, Omar
 2008 126 - Cummings, Tyrell
 2009 123 - Cummings, Tyrell
 123 - Klocke, Jim
 2010 146 - Klocke, Jim
 2011 119 - Moses, Trenton
 2012 162 - Moses, Trenton
 2013 114 - Tellor, Matt
 2014 153 - Tellor, Matt
 2015 141 - Boggetto, Branden
 2016 139 - Gandolfo, Garrett
 2017 134 - Osborne, Chris
 2018 141 - Dirden, Justin
 2019 111 - Wilber, Tyler
 2020 63 - Dirden, Justin

Walks

1965 16 - Hearne, Gary
 1969 12 - Roll, Lee
 1970 17 - Wallace, Ron
 1971 14 - Drury, Mark
 1972 13 - Auer, Ron
 1973 10 - Yount, Steve
 10 - Landgraf, Jeff
 1974 24 - Dambach, Mike
 1975 16 - Korando, Tony
 16 - Wahl, Fred
 1976 28 - Morgan, Bruce
 1977 29 - Wieser, Dan
 1978 16 - Basta, Ed
 1979 14 - Miller, Blake
 1980 19 - Thompson, Jay
 1981 24 - Williams, Steve

1982 37 - Deal, Russ
 1983 37 - Morris, Jeff
 1984 19 - Williams, Steve
 1985 33 - Steward, Lon
 33 - Hoffman, Craig
 1986 32 - Gongwer, Tony
 1987 24 - Miller, Brad
 24 - Kumer, Kerry
 1988 20 - Shy, Dan
 1989 39 - Bieser, Steve
 1990 17 - Horace, Scott
 1991 24 - Shylanski, Todd
 1992 25 - Kress, Steve
 1993 26 - Crosnoe, Rex
 1994 23 - Crosnoe, Rex
 1995 36 - Crosnoe, Rex
 1996 30 - Craft, Lance
 1997 32 - Johnson, Jeremy
 1998 27 - Kinsolving, Darin
 1999 53 - Bonilla Jr., Clement
 2000 42 - Johnson, Jeremy
 2001 61 - Bonilla Jr., Clemente
 2002 54 - Bonilla Jr., Clemente
 2003 30 - Gilbert, Gary
 2004 26 - Horstman, Eric
 2005 26 - Payne, Jordan
 2006 36 - Rave, Aaron
 36 - Graham, Darryl
 2007 34 - Klocke, Jim
 2008 35 - Klocke, Jim
 2009 29 - Klocke, Jim
 2010 23 - Klocke, Jim
 23 - Adamson, Michael
 2011 32 - Adamson, Michael
 2012 42 - Moses, Trenton
 2013 30 - Blum, Jason
 2014 38 - Blum, Jason
 2015 41 - Ezell, Trevor
 41 - Hewitt, Dalton
 2016 55 - Holst, Dan
 2017 49 - Holst, Dan
 2018 30 - Dirden, Justin
 2019 40 - Southerland, Hunter
 2020 11 - Wilber, Tyler

Hit By Pitch

1965 5 - Vaughn, Steve
 1969 1 - Metz, Don
 1 - Hotfelder, John
 1 - Wallace, Ron
 1970 2 - Williams, Ray
 1971 12 - King, Jim

OVC TOURNAMENT CHAMPIONS • 1998 • 2002 • 2016 // NCAA TOURNAMENT • 1998 • 2002 • 2016





RECORDS

ANNUAL LEADERS

1972 4 - Auer, Ron
 1973 2 - Yount, Steve
 2 - Holdinghaus, Dave
 2 - Kelam, Ron
 1974 1 - Dambach, Grant
 1 - Kitchen, Terry
 1 - Wengert, Gary
 1 - Amick, Mark
 1975 2 - Kuehn, Ralph
 1976 4 - Kuehn, Ralph
 1977 2 - Eisenbach, Rick
 2 - Criscione, Bill
 2 - Dambach, Grant
 1978 2 - Eisenbach, Rick
 2 - Basta, Larry
 1979 2 - Miller, Blake
 2 - Deal, Russ
 2 - Dohogne, Rick
 1980 2 - Williams, Joe
 2 - Dohogne, Rick
 2 - Gross, David
 1981 5 - Deal, Russ
 1982 2 - Reinagel, Jeff
 2 - Wood, Brent
 1983 3 - Janet, Chris
 1984 2 - Morris, Jeff
 2 - Smith, Darrick
 1985 5 - Smith, Darrick
 1986 4 - Steward, Lon
 4 - Patterson, Dan
 1987 4 - Stucker, Gary
 1988 5 - Bieser, Steve
 1989 5 - Diel, Bill
 5 - Bieser, Steve
 1990 2 - Horace, Scott
 2 - Pruneau, Scott
 2 - Heuring, Darrell
 1991 3 - Pruneau, Scott
 1992 5 - Pierce, Rhett
 1993 3 - Robinson, Kerry
 1994 4 - Breuer, Tom
 4 - Rives
 1995 11 - Breuer, Tom
 1996 10 - Breuer, Tom
 1997 14 - Gerwitz, Jim
 1998 15 - Johnson, Jeremy
 15 - Marino, Charlie
 1999 10 - Kinsolving, Darin
 2000 9 - Marino, Charlie
 2001 13 - Hatton, Vern
 2002 10 - Hatton, Vern

2003 9 - Borowiak, Zach
 2004 12 - Noll, Brady
 2005 13 - Horstman, Eric
 2006 14 - Padilla, Omar
 2007 13 - Padilla, Omar
 13 - Graham, Darryl
 2008 10 - Spencer, Tony
 10 - Moses, Trenton
 2009 10 - Wheeler, Justin
 2010 10 - Burgess, Ky
 2011 13 - Moses, Trenton
 2012 18 - Moses, Trenton
 2013 23 - Blum, Jason
 2014 18 - Blum, Jason
 2015 18 - Blum, Jason
 2016 11 - Osborne, Chris
 2017 12 - Lees, Brian
 2018 18 - Faulkner, Peyton
 2019 15 - Southerland, Hunter
 2020 6 - Stauss, Wade

Stolen Bases

1968 1 - James, Rolland
 1 - Hotfelder, John
 1969 3 - Roll, Lee
 1970 3 - Williams, Ray
 3 - Metz, Don
 1971 2 - Auer, Ron
 1972 1 - Wahl, Fred
 1 - Kelam, Ron
 1973 4 - Dambach, Mike
 1974 9 - Amick, Mark
 1975 4 - Amick, Mark
 1976 20 - Amick, Mark
 1977 5 - Chastain, Rick
 1978 7 - Murphy, Dan
 1979 5 - Williams, Joe
 1980 8 - Miller, Blake
 8 - Fritsche, Tom
 1981 6 - Deal, Russ
 1982 8 - Deal, Russ
 1983 4 - Morris, Jeff
 4 - Daily, Rick
 1984 5 - Janet, Chris
 1985 11 - Muench, Doug
 1986 33 - Muench, Doug
 1987 4 - DeFere, Dean
 1988 11 - Bieser, Steve
 1989 15 - Bieser, Steve
 1990 17 - Steffens, Jeff
 1991 16 - Thomas, Scott

1992 20 - Pierce, Rhett
 1993 11 - Robinson, Kerry
 1994 15 - Robinson, Kerry
 1995 20 - Robinson, Kerry
 1996 16 - Craft, Lance
 1997 24 - Collier, Lamonte
 1998 16 - Marino, Charlie
 16 - Johnson, Jeremy
 1999 14 - Meyer, Kevin
 2000 18 - Marino, Charlie
 2001 8 - Stuckey, Denver
 8 - Bonilla Jr., Clemente
 2002 18 - Stuckey, Denver
 2003 18 - Christian, Justin
 2004 13 - Horstman, Eric
 2005 13 - Horstman, Eric
 2006 9 - Padilla, Omar
 9 - Gibson, Chris
 2007 10 - Harris, Nick
 10 - Padilla, Omar
 2008 15 - Spencer, Tony
 2009 18 - Spencer, Tony
 2010 13 - Slattey, Blake
 2011 16 - Adamson, Michael
 2012 13 - Parmley, Kenton
 2013 15 - Bieser, Cole
 2014 23 - Blum, Jason
 2015 11 - Blum, Jason
 11 - Ezell, Trevor
 2016 23 - Ezell, Trevor
 2017 13 - Holst, Dan
 2018 11 - Ezell, Trevor
 2019 21 - Basler, Connor
 2020 9 - Dirden, Justin

Pitching

Earned Run Average

1967 3.96 - Hachman, Ralph
 1969 3.49 - Long, Darrell
 1970 1.30 - Payne, Mike
 1971 2.20 - King, Jim
 1972 1.73 - Payne, Jerry
 1973 1.47 - McSpadden, Galen
 1974 1.53 - McSpadden, Galen
 1975 2.77 - Smith, Tim
 1976 2.32 - Hastings, Trae
 1977 1.93 - Hosick, Steve
 1978 1.38 - Hastings, Trae
 1979 3.19 - Fritsche, Tom
 1980 3.26 - Boeller, Keith

1981 4.78 - Gronowski, Dave
 1982 3.38 - Boeller, Keith
 1983 2.61 - Hemmer, Lance
 1984 1.64 - Reinagel, Kenny
 1985 2.52 - Guthrie, Brian
 1986 3.68 - Lummus, Lee
 1987 3.34 - Brewer, Kirby
 1988 2.76 - Harper, Brian
 1989 2.34 - Parks, Jim
 1990 3.20 - Baker, Doug
 1991 2.07 - Parks, Jim
 1992 4.35 - Dannenmueller, Dan
 1993 3.50 - Dannenmueller, Dan
 1994 3.54 - Rothweil, Larry
 1995 3.38 - Pehle, Troy
 1996 4.23 - Swearingen, Jason
 1997 4.80 - Michel, David
 1998 2.72 - Spille, Ryan
 1999 3.39 - Huesgen, Dan
 2000 1.71 - Hiltz, Jeffrey
 2001 1.33 - Pennington, Todd
 2002 2.95 - Alvarez, Tim
 2003 2.74 - Alvarez, Tim
 2004 2.48 - Smith, Brad
 2005 3.66 - Evans, Joey
 2006 4.02 - Parham, Josh
 2007 2.46 - Renfrow, Dustin
 2008 4.36 - Rhodes, Lance
 2009 4.89 - Leigh, James
 2010 4.11 - Underwood, Josh
 2011 2.54 - Mahon, Logan
 2012 4.50 - Simmons, Shea
 2013 5.43 - Smith, Zack
 2014 3.23 - Hayes, Travis
 2015 3.17 - Lucchesi, Joey
 2016 2.19 - Lucchesi, Joey
 2017 4.55 - Murphy, Justin
 2018 2.45 - Vega, Carlos
 2019 2.89 - Meyn, Keegan
 2020 3.38 - Dodd, Dylan

Innings Pitched

1960 26.0 - Hagedorn, Bob
 1961 36.0 - Holland, Dennis
 1962 58.0 - Malchow, Bruce
 1963 54.1 - Meier, Dale
 1964 81.0 - Meier, Dale
 1965 40.1 - Hachman, Ralph
 1967 50.0 - Hachman, Ralph
 1969 38.2 - Long, Darrell
 1970 41.2 - Payne, Mike



ANNUAL LEADERS

RECORDS



1971	61.1 - King, Jim
1972	43.0 - Payne, Mike
1973	43.0 - McSpadden, Galen
1974	64.2 - McSpadden, Galen
1975	52.0 - Smith, Tim
1976	78.0 - Jorn, Dave
1977	69.0 - Hastings, Trae
1978	45.2 - Hastings, Trae
1979	38.0 - D'Amico, Paul
1980	49.2 - Boeller, Keith
1981	49.0 - Gronowski, Dave
1982	51.2 - Eftink, Mick
1983	72.1 - Hemmer, Lance
1984	48.0 - Schulte, Joe
1985	69.1 - Schulte, Joe
1986	66.2 - Bohnert, Jeff
1987	80.0 - Harper, Brian
1988	98.0 - Harper, Brian
1989	80.2 - Parks, Jim
1990	57.0 - Marschel, Larry
1991	82.2 - Parks, Jim
1992	76.2 - Jarvis, John
1993	61.2 - Dannenmueller, Dan
1994	73.1 - Mitts
1995	96.1 - Michel, David
1996	83.0 - Swearingen, Jason
1997	83.0 - Swearingen, Jason
1998	110.0 - Swearingen, Jason
1999	104.1 - Spille, Ryan
2000	99.1 - Debrock, Lanson
2001	95.0 - Pennington, Todd
2002	117.0 - Purcell, Brad
2003	108.1 - Alvarez, Tim
2004	103.1 - Maupin, Anthony
2005	98.1 - Evans, Joey
2006	98.1 - McAlister, Jamie
2007	95.0 - Renfrow, Dustin
2008	85.1 - Renfrow, Dustin
2009	84.2 - Leigh, James
2010	75.1 - Gumieny, Kyle
2011	82.2 - Underwood, Jordan
2012	82.0 - Simmons, Shea
2013	96.2 - Spitzfaden, Will
2014	86.1 - Hayes, Travis
2015	98.0 - Winkelman, Alex
2016	111.0 - Lucchesi, Joey
2017	95.0 - Murphy, Justin
2018	73.1 - Vega, Carlos
2019	76.0 - Dodd, Dylan
2020	26.2 - Dodd, Dylan

Strikeouts

1965	51 - Hachman, Ralph
1967	42 - Hachman, Ralph
1969	37 - Long, Darrell
1970	37 - Long, Darrell
1971	48 - McSpadden, Galen
1972	43 - Payne, Mike
1973	58 - McSpadden, Galen
1974	65 - McSpadden, Galen
1975	43 - Hastings, Trae
1976	64 - Hastings, Trae
1977	80 - Hastings, Trae
1978	52 - Hastings, Trae
1979	32 - D'Amico, Paul
1980	42 - Boeller, Keith
1981	47 - Gronowski, Dave
1982	48 - Eftink, Mick
1983	65 - Hemmer, Lance
1984	52 - Schulte, Joe
1985	81 - Schulte, Joe
1986	48 - Sandheinric, Kelly
1987	86 - Harper, Brian
1988	94 - Harper, Brian
1989	57 - Parks, Jim
1990	53 - Edwards, Jim
1991	87 - Parks, Jim
1992	61 - Dannenmueller, Dan
1993	54 - Dannenmueller, Dan
1994	51 - Rothweil, Larry
1995	82 - Michel, David
1996	70 - Siboda, Dave
1997	69 - Siboda, Dave
1998	130 - Spille, Ryan
1999	85 - Spille, Ryan
2000	92 - Thomas, Tommy
2001	121 - Pennington, Todd
2002	102 - Purcell, Brad
2003	79 - Alvarez, Tim
2004	77 - Herbig, Derek
2005	77 - Evans, Joey
2006	72 - McAlister, Jamie
2007	72 - Shah, Asif
2008	78 - Renfrow, Dustin
2009	87 - Leigh, James
2010	57 - Mahon, Logan
2011	56 - Underwood, Jordan
2012	89 - Simmons, Shea
2013	50 - Winkelman, Alex
2014	62 - Winkelman, Alex
2015	93 - Lucchesi, Joey
2016	149 - Lucchesi, Joey

2017	64 - Chandler, Clay
2018	85 - Vega, Carlos
2019	77 - Dodd, Dylan
2020	36 - Dodd, Dylan

Wins

1960	1 - Anderson, Jack
	1 - Thorgmorton, Dick
	1 - Peterson, Jack
	1 - Hagedorn, Bob
1961	2 - Mahan, Bill
1962	3 - Malchow, Bruce
1963	3 - Meier, Dale
	3 - Holdner, John
1964	9 - Meier, Dale
1965	4 - Meystedt, Kermit
1967	4 - Hachman, Ralph
1968	6 - Hachman, Ralph
1969	2 - Schwent, Gary
1970	3 - Payne, Mike
1971	7 - King, Jim
1972	5 - Payne, Mike
1973	5 - McSpadden, Galen
1974	5 - McSpadden, Galen
1975	4 - Smith, Tim
1976	8 - Hastings, Trae
1977	6 - Hastings, Trae
1978	6 - Hastings, Trae
1979	4 - Montgomery, Jim
1980	4 - Baker, Randy
	4 - Boeller, Keith
	4 - Bernard, Lacey
1981	4 - Eftink, Mick
1982	6 - Stroud, Dan
1983	9 - Stroud, Dan
1984	4 - Reinagel, Kenny
	4 - Maloney, Scott
1985	7 - Schulte, Joe
	7 - Maloney, Scott
1986	8 - Bohnert, Jeff
1987	10 - Lummus, Lee
1988	11 - Harper, Brian
1989	10 - Parks, Jim
1990	7 - Marschel, Larry
1991	7 - Jarvis, John
	7 - Parks, Jim
1992	6 - Wieter, Alan
1993	4 - Dannenmueller, Dan
1994	6 - Phillips
1995	9 - Pehle, Troy
1996	7 - Swearingen, Jason

1997	6 - Michel, David
1998	11 - Spille, Ryan
1999	10 - Spille, Ryan
2000	9 - Debrock, Lanson
2001	12 - Pennington, Todd
2002	12 - Smith, Brandon
	12 - Purcell, Brad
2003	14 - Alvarez, Tim
2004	8 - Maupin, Anthony
2005	8 - Evans, Joey
2006	6 - Maupin, Anthony
2007	7 - Shah, Asif
2008	6 - Renfrow, Dustin
2009	7 - Leigh, James
2010	8 - Gumieny, Kyle
2011	9 - LaBruyere, Brad
2012	7 - Simmons, Shea
2013	5 - Spitzfaden, Will
2014	8 - Hayes, Travis
2015	8 - Hayes, Travis
2016	10 - Lucchesi, Joey
2017	8 - Chandler, Clay
2018	8 - Vega, Carlos
2019	5 - Sachse, Austin
	Bergholdt, Dan
2020	3 - Niznik, Noah

Saves

1976	5 - Hunt, Jeff
1978	2 - D'Amico, Paul
1979	2 - Eftink, Mick
1980	1 - Eftink, Mick
1981	2 - Boeller, Keith
1982	2 - Reinagel, Kenny
1983	2 - Maloney, Scott
1984	1 - Schulte, Joe
1985	1 - Bohnert, Jeff
1986	2 - Hempen, Hal
1987	8 - Hempen, Hal
1988	1 - Parks, Jim
	1 - Elfrink, Brad
1989	1 - Parks, Jim
	1 - Tabata, Osamu
	1 - Edwards, Jim
1990	1 - Greaser, Brian
1991	3 - Wieter, Alan
1992	3 - Dannenmueller, Dan
1993	2 - Lochmann
1994	2 - Phillips
1995	4 - Pehle, Troy
1996	3 - Pehle, Troy





RECORDS

ANNUAL LEADERS

1997	3 - Haines, Talley
1998	1 - Swearingen, Jason 1 - Spille, Ryan
1999	1 - Debrock, Lanson 1 - Bogenpohl, Chad
2000	4 - Hilz, Jeffrey
2001	2 - Hilz, Jeffrey
2002	5 - Frazier, Mark
2003	3 - Beever, James
2004	11 - Smith, Brad
2005	2 - McAlister, Jamie 2 - Smith, Brad 2 - Forsyth, Ryan
2006	2 - Parham, Josh 2 - Riley, Phillip 2 - McAlister, Jamie
2007	3 - Nails, Ivan 3 - Parham, Josh
2008	3 - Kemper, Jake
2009	7 - Klocke, Jim
2010	5 - Simmons, Shae
2011	8 - Mahon, Logan
2012	4 - Hull, Christian
2013	7 - Hurst, Bobby
2014	6 - Wright, Brady
2015	4 - Wade, Matthew
2016	5 - Murphy, Justin
2017	6 - Vega, Carlos
2018	5 - Bergtholdt, Dan
2019	4 - Stretch, Aaron
2020	2 - Meyn, Keegan

Appearances

1960	5 - Hagedorn, Bob 5 - Anderson, Jack
1961	8 - Holland, Dennis
1962	8 - Malchow, Bruce
1963	8 - Meier, Dale
1965	9 - Meystedt, Kermit 9 - Hachman, Ralph
1968	7 - Ulmer, Pete
1969	7 - Long, Darrell 7 - Williams, Greg
1970	9 - Halter, Tim 9 - Payne, Mike
1971	9 - King, Jim 9 - Payne, Mike
1972	11 - McSpadden, Galen
1973	8 - McSpadden, Galen
1974	13 - McSpadden, Galen
1975	8 - Jorn, Dave

	8 - Smith, Tim
1976	12 - Doerr, Mark
	12 - Hunt, Jeff
1977	10 - Hosick, Steve
	10 - Hastings, Trae
	10 - Hunt, Jeff
1978	11 - D'Amico, Paul
1979	8 - Eftink, Mick
	8 - D'Amico, Paul
1980	10 - Eftink, Mick
	10 - Boeller, Keith
1981	15 - Boeller, Keith
1982	10 - Stroud, Dan
	10 - Eftink, Mick
1983	12 - Stroud, Dan
1984	10 - Schulte, Joe
1985	13 - Schulte, Joe
1986	14 - Grim, Jon
1987	22 - Hempen, Hal
1988	16 - Harper, Brian
1989	16 - Elfrink, Brad
1990	14 - Marschel, Larry
1991	17 - Wieter, Alan
1992	23 - Dannenmueller, Dan
1993	19 - Lochmann,
1994	22 - Phillips
1995	22 - Pehle, Troy
1996	17 - Siboda, Dave
1997	23 - Michel, David
1998	23 - Swearingen, Jason
	23 - Spille, Ryan
1999	20 - Spille, Ryan
2000	28 - Hilz, Jeffrey
2001	27 - Hilz, Jeffrey
2002	26 - Frazier, Mark
2003	23 - Beever, James
2004	30 - Smith, Brad
2005	29 - Johnson, Andrew
2006	25 - Parham, Josh
2007	22 - Nails, Ivan
	22 - Parham, Josh
2008	22 - Rhodes, Lance
2009	23 - Poole, Ryan
2010	25 - Simmons, Shae
2011	23 - Simmons, Shae
2012	21 - Lynn, Dylan
2013	30 - Hurst, Bobby
2014	24 - Wright, Brady
	24 - Hull, Christian
2015	23 - Siddle, Alex
2016	28 - Busiek, Jake

2017	30 - Waldhoff, Jared
2018	25 - Stretch, Aaron
2019	26 - Winder, Logan
2020	7 - Grossius, Bryce 7 - Cisneros, Blake

Games Started

1973	6 - McSpadden, Galen
1974	8 - McSpadden, Galen
1975	8 - Smith, Tim
1976	19 - Jorn, Dave
1977	9 - Hastings, Trae 9 - Hosick, Steve
1978	7 - Hastings, Trae
1979	7 - D'Amico, Paul
1980	7 - Boeller, Keith 7 - Baker, Randy
1981	8 - Gronowski, Dave
1982	8 - Eftink, Mick
1983	11 - Stroud, Dan
1984	6 - Reinagel, Kenny 6 - Maloney, Scott
1985	11 - Schulte, Joe
1986	12 - Bohnert, Jeff
1987	12 - Lummus, Lee 12 - Harper, Brian
1988	13 - Harper, Brian
1989	12 - Lummus, Lee
1990	9 - Baker, Doug
1991	11 - Parks, Jim
1992	16 - Jarvis, John
1993	10 - Tripp, Shawn
1994	9 - Mitts 9 - Rothweil, Larry
1995	15 - Rothweil, Larry
1996	13 - Swearingen, Jason 13 - Michel, David
1997	13 - Michel, David 13 - Siboda, Dave
1998	17 - Swearingen, Jason
1999	15 - Spille, Ryan
2000	16 - Huesgen, Dan
2001	15 - Pennington, Todd
2002	17 - Purcell, Brad
2003	13 - Alvarez, Tim
2004	15 - Fitch, Mike
2005	17 - Johnson, Andrew
2006	14 - Maupin, Anthony
2007	15 - Syberg, Josh
2008	13 - Renfrow, Dustin 13 - Leigh, James

2009	12 - Leigh, James 12 - Gumieny, Kyle
2010	15 - Underwood, Jordan
2011	15 - Underwood, Jordan
2012	15 - Simmons, Shea
2013	16 - Spitzfaden, Will
2014	14 - Iago, Tyler
2015	15 - Winkelman, Alex 15 - Hayes, Travis
2016	16 - Lucchesi, Joey 16 - Beltran, Robert
2017	15 - Chandler, Clay 15 - Murphy, Justin
2018	14 - Spalt, Logan
2019	14 - Dodd, Dylan
2020	4 - Dodd, Dylan 4 - Niznik, Noah

Complete Games

1973	6 - McSpadden, Galen
1974	6 - McSpadden, Galen
1975	5 - Hastings, Trae
1976	8 - Hastings, Trae
1977	7 - Hosick, Steve 7 - Hastings, Trae
1978	4 - Hastings, Trae
1979	3 - Fritsche, Tom
1980	4 - Baker, Randy 4 - Boeller, Keith
1981	2 - Bernard, Lacey 2 - Gronowski, Dave 2 - Boeller, Keith
1982	5 - Boeller, Keith 5 - Eftink, Mick
1983	9 - Hemmer, Lance
1984	6 - Reinagel, Kenny
1985	7 - Guthrie, Brian 7 - Schulte, Joe
1986	4 - Bohnert, Jeff
1987	6 - Brewer, Kirby 6 - Harper, Brian
1988	8 - Harper, Brian
1989	7 - Parks, Jim
1990	6 - Baker, Doug
1991	4 - Parks, Jim
1992	3 - Jarvis, John 3 - Wieter, Alan
1993	3 - Dannenmueller, Dan
1994	4 - Mitts 4 - Rothweil, Larry
1995	3 - Swearingen, Jason



ANNUAL LEADERS

RECORDS



	3 - Rothweil, Larry
	3 - Michel, David
1996	5 - Swearingen, Jason
1997	5 - Michel, David
1998	9 - Swearingen, Jason
1999	8 - Spille, Ryan
2000	5 - Debrock, Lanson
2001	5 - Pennington, Todd
2002	3 - Purcell, Brad
2003	6 - Alvarez, Tim
2004	7 - Maupin, Anthony
2005	5 - Evans, Joey
2006	6 - Maupin, Anthony
2007	6 - Shah, Asif
2008	5 - Renfrow, Dustin
2009	1 - Leigh, James
2010	1 - Gumieny, Kyle
2011	2 - Dicus, Jon
2012	1 - Lynn, Dylan
2013	2 - Smith, Zack
	2 - Spitzfaden, Will
2014	2 - Hayes, Travis
2015	1 - Winkelman, Alex
	1 - Hayes, Travis
2016	2 - Lucchesi, Joey
2017	1 - Murphy, Justin
2018	None
2019	1 - Niznik, Noah
2020	1 - Dodd, Dylan
	1 - Niznik, Noah

Shutouts

1974	2 - Raley, Mike
1975	1 - Shelton, Steve
1976	4 - Hastings, Trae
1977	1 - Buechting, Don
	1 - Hammers, Jim
	1 - Hastings, Trae
	1 - Hosick, Steve
1979	1 - Fritsche, Tom
1980	2 - Bernard, Lacey
1981	1 - Gronowski, Dave
	1 - Boeller, Keith
1982	1 - Stroud, Dan
	1 - Richards, Kent
	1 - Reinagel, Kenny
	1 - Hemmer, Lance
1983	2 - Hemmer, Lance
1984	2 - Maloney, Scott
	2 - Reinagel, Kenny
1985	1 - Schulte, Joe
	1 - Guthrie, Brian

1986	2 - Bohnert, Jeff
1987	1 - Parks, Jim
	1 - Harper, Brian
1988	1 - Harper, Brian
1989	1 - Lummus, Lee
1990	2 - Baker, Doug
1991	1 - Parks, Jim
	1 - Baker, Doug
1992	2 - Wieter, Alan
1993	2 - Dannenmueller, Dan
1994	1 - Mitts
	1 - Rothweil, Larry
	1 - Phillips
	1 - McMahon
1995	1 - Borders, Chad
1996	1 - Michel, David
1997	1 - Siboda, Dave
	1 - Swearingen, Jason
1998	2 - Spille, Ryan
1999	3 - Huesgen, Dan
2000	2 - Debrock, Lanson
2001	3 - Pennington, Todd
2002	1 - Smith, Brandon
2003	3 - Alvarez, Tim
2005	1 - Evans, Joey
2006	1 - Maupin, Anthony
2007	3 - Shah, Asif
2014	1 - Hayes, Travis
2015	1 - Winkelman, Alex
2016	1 - Lucchesi, Joey
	1 - Chandler, Clay
2017	1 - Murphy, Justin
	1 - Chandler, Clay
	1 - Haggerty, Josh
	1 - Burris, Joey
2018	1 - Spalt, Logan
	1 - Bergtholdt, Dan
	1 - Losman, Ryan
	1 - Bock, Nathan
	1 - Pyles, Wesley
	1 - Hagerty, Chase
	1 - Holyfield, Ashton
2019	1 - Frank, Andrew
	1 - Cook, Matthew
	1 - Cisneros, Blake
	1 - Grossius, Bryce
	1 - Bock, Nathan
2020	1 - Dodd, Dylan
	1 - Niznik, Noah

Batters Faced

1978	180 - Hastings, Trae
1979	176 - D'Amico, Paul
1980	214 - Boeller, Keith
1981	223 - Gronowski, Dave
1982	214 - Eftink, Mick
1983	307 - Hemmer, Lance
1984	214 - Schulte, Joe
1985	330 - Schulte, Joe
1986	296 - Bohnert, Jeff
1987	359 - Harper, Brian
1988	415 - Harper, Brian
1989	355 - Parks, Jim
1990	259 - Marschel, Larry
1991	320 - Parks, Jim
1992	373 - Jarvis, John
1994	316 - Mitts
1995	430 - Michel, David
1996	369 - Swearingen, Jason
1997	381 - Michel, David
1998	486 - Swearingen, Jason
2000	417 - Debrock, Lanson
2001	378 - Pennington, Todd
2002	486 - Purcell, Brad
2003	448 - Alvarez, Tim
2004	471 - Maupin, Anthony
2005	460 - Johnson, Andrew
2006	432 - McAlister, Jamie
2007	394 - Renfrow, Dustin
2008	364 - Renfrow, Dustin
2009	384 - Leigh, James
2010	339 - Underwood, Jordan
2011	332 - Dicus, Jon
2012	320 - Shae Simmons
2013	377 - Spitzfaden, Will
2014	311 - Iago, Tyler
2015	364 - Hayes, Travis
2016	411 - Lucchesi, Joey
2017	377 - Murphy, Justin
2018	281 - Vick, Christian
2019	305 - Dodd, Dylan
2020	100 - Dodd, Dylan

Fielding

Chances

1973	5 - Wengert, Gary
1974	14 - Dambach, Grant
1975	12 - Wieser, Dan
1976	17 - Wieser, Dan
1977	14 - Wieser, Dan

1978	11 - Eisenbach, Rick
1979	174 - Samples, Mike
1980	247 - Thompson, Jay
1981	237 - Deal, Russ
1982	282 - Rosburg, Paul
1983	279 - Daily, Rick
1984	180 - Patterson, Dan
1985	307 - Patterson, Dan
1986	302 - Patterson, Dan
1987	277 - Schmidt, Steve
1988	250 - Zoellner, Rich
1989	298 - Horace, Scott
1990	298 - Horace, Scott
1991	292 - Shylanski, Todd
1992	383 - Pruneau, Scott
1993	253 - Crosnoe, Rex
1994	449 - Blum, Kris
1995	423 - Crosnoe, Rex
1996	264 - Breuer, Tom
1997	305 - Collier, Lamonte
1998	360 - Bourbon, Jeff
1999	333 - Kinsolving, Darin
2000	397 - Bourbon, Jeff
2001	463 - Bourbon, Jeff
2002	423 - McDonald, Tristen
2003	403 - Gilbert, Gary
2004	408 - Noll, Brady
2005	324 - Payne, Jordan
2006	411 - Rave, Aaron
2007	423 - Wagner, Matt
2008	425 - Wagner, Matt
2009	444 - Wagner, Matt
2010	330 - Klocke, Jim
2011	274 - Jones, Casey
2012	407 - Campbell, Kody
2013	531 - Tellor, Matt
2014	489 - Tellor, Matt
2015	513 - Rippee, Ryan
2016	496 - Lees, Brian
2017	495 - Gagan, Tristen
2018	276 - Gagan, Tristen
2019	292 - Keck, Andrew
2020	135 - Blazevec, Austin

Putouts

1979	163 - Samples, Mike
1980	229 - Thompson, Jay
1981	194 - Deal, Russ
1982	271 - Rosburg, Paul
1983	257 - Daily, Rick
1984	165 - Patterson, Dan





RECORDS

ANNUAL LEADERS

1985 290 - Patterson, Dan
 1986 282 - Patterson, Dan
 1987 243 - Schmidt, Steve
 1988 235 - Zoellner, Rich
 1989 282 - Horace, Scott
 1990 267 - Horace, Scott
 1991 260 - Shylanski, Todd
 1992 324 - Pruneau, Scott
 1993 227 - Crosnoe, Rex
 1994 412 - Blum, Kris
 1995 367 - Crosnoe, Rex
 1996 218 - Miller, Mike
 1997 235 - Kinsolving, Darin
 1998 326 - Bourbon, Jeff
 1999 276 - Kinsolving, Darin
 2000 347 - Bourbon, Jeff
 2001 410 - Bourbon, Jeff
 2002 370 - Hoffman, Eric
 2003 364 - Gilbert, Gary
 2004 359 - Noll, Brady
 2005 261 - Payne, Jordan
 2006 385 - Rave, Aaron
 2007 389 - Wagner, Matt
 2008 404 - Wagner, Matt
 2009 416 - Wagner, Matt
 2010 259 - Klocke, Jim
 2011 250 - Jones, Casey
 2012 370 - Campbell, Kody
 2013 484 - Tellor, Matt
 2014 452 - Tellor, Matt
 2015 477 - Rippee, Rayn
 2016 432 - Lees, Brian
 2017 461 - Gagan, Tristen
 2018 260 - Gagan, Tristen
 2019 255 - Keck, Andrew
 2020 119 - Blazevic, Austin

Assists

1979 54 - Miller, Blake
 1980 93 - Miller, Blake
 1981 87 - Miller, Blake
 1982 84 - Bunton, Bob
 84 - Ivie, Mike
 1983 88 - Ivie, Mike
 1984 48 - Smith, Darrick
 1985 78 - Muench, Doug
 1986 106 - Kimbelin, Keith
 1987 90 - Kimbelin, Keith
 1988 99 - Crosnoe, Cory
 1989 108 - Crosnoe, Cory
 1990 71 - Thomas, Scott

1991 99 - Thomas, Scott
 1992 101 - Hollrah, Scott
 1993 101 - Rives
 1994 97 - Hopper, Scott
 97 - Moeglin, Brian
 1995 144 - Hopper, Scott
 1996 154 - Curran, Rusty
 1997 180 - Collier, Lamonte
 1998 161 - Lowe, Steve
 1999 147 - Lowe, Steve
 2000 146 - Borowiak, Zach
 2001 130 - Borowiak, Zach
 2002 166 - Borowiak, Zach
 2003 130 - Borowiak, Zach
 2004 168 - Bracamonte, Ernie
 2005 137 - Jenkins, Bo
 2006 113 - Padilla, Omar
 2007 143 - Moore, Robby
 2008 112 - Spencer, Tony
 2009 138 - Spencer, Tony
 2010 147 - Parmley, Kenton
 2012 140 - Parmley, Kenton
 2013 134 - Blum, Jason
 2014 119 - Lennington, Andy
 2015 191 - Boggetto, Branden
 2016 151 - Ezell, Trevor
 2017 162 - Basler, Connor
 2018 84 - Ezell, Trevor
 2019 123 - Basler, Connor
 2020 44 - Wilber, Tyler

Double Plays

2000 30 - Borowiak, Zach
 2001 38 - Allen, Shane
 2002 53 - Hoffman, Eric
 2003 46 - Gilbert, Gary
 2004 37 - Jenkins, Bo
 2005 40 - Bracamonte, Ernie
 2006 31 - Rave, Aaron
 2007 30 - Moore, Robby
 2008 33 - Wagner, Matt
 2009 46 - Wagner, Matt
 2010 43 - Parmley, Kenton
 2011 30 - Parmley, Kenton
 2012 35 - Parmley, Kenton
 2013 45 - Tellor, Matt
 2014 55 - Tellor, Matt
 2015 46 - Rippee, Ryan
 2016 39 - Boggetto, Branden
 2017 51 - Gagan, Tristen
 2018 26 - Gagan, Tristen

2019 28 - Wilber, Tyler
 2020 4 - Wilber, Tyler
 4 - Basler, Connor

Caught Stealing By

1992 25 - Shylanski, Todd
 1993 11 - Crosnoe, Rex
 1994 23 - Crosnoe, Rex
 1995 27 - Crosnoe, Rex
 1996 15 - Miller, Mike
 1997 11 - Hoehner, Brad
 1998 11 - Hoehner, Brad
 1999 15 - Berry, Dan
 2000 16 - Bourbon, Jeff
 2001 15 - Bourbon, Jeff
 2002 26 - McDonald, Tristen
 2003 13 - McDonald, Tristen
 2004 18 - Noll, Brady
 2005 10 - Noll, Brady
 2006 10 - Olson, Levi
 2007 15 - Klocke, Jim
 2008 13 - Klocke, Jim
 2009 10 - Klocke, Jim
 2010 13 - Klocke, Jim
 2011 5 - Dicus, Jon
 2013 6 - Winkelman, Alex
 2014 12 - Mitchell, Scott
 2015 13 - Mitchell, Scott
 2016 8 - Lees, Brian
 2017 13 - Lees, Brian
 2018 3 - Staus, Wade
 2019 12 - Keck, Andrew
 2020 3 - Keck, Andrew

Note: SEMO's 2020 season was shortened to 17 games due to a global COVID-19 pandemic.



COACHING HISTORY

RECORDS




Ed Williams

1959; 1 season
4-5-1 (.450)



Joe Uhls

1960-1984; 25 seasons
373-257-5 (.591)



Palmer Muench

1985-1994; 10 seasons
235-206-3 (.533)



Mark Hogan

1995-2012; 18 seasons
526-456-1 (.536)



Steve Bieser

2013-2016; 4 seasons
138-97 (.587)



Andy Sawyers

2017-Present
88-96 (.478)

Year	Coach	Won	Lost	Tied	Pct.	Year	Coach	Won	Lost	Tied	Pct.	Year	Coach	Won	Lost	Tied	Pct.
1959	Williams	4	5	1	.450	1980	Uhls	22	17	1	.562	2001	Hogan	34	20	0	.630
1960	Uhls	4	6	0	.400	1981	Uhls	15	21	1	.419	2002	Hogan	37	20	0	.649
1961	Uhls	6	8	1	.433	1982	Uhls	30	9	0	.769	2003	Hogan	31	20	0	.608
1962	Uhls	5	12	1	.306	1983	Uhls	29	10	0	.744	2004	Hogan	29	28	0	.509
1963	Uhls	11	9	0	.550	1984	Uhls	17	12	0	.586	2005	Hogan	24	32	0	.429
1964	Uhls	15	5	0	.750	1985	Muench	28	15	1	.648	2006	Hogan	23	33	0	.411
1965	Uhls	16	4	0	.800	1986	Muench	29	13	1	.686	2007	Hogan	32	24	0	.571
1966	Uhls	11	8	0	.579	1987	Muench	28	20	0	.583	2008	Hogan	26	26	0	.500
1967	Uhls	13	10	0	.565	1988	Muench	19	23	0	.452	2009	Hogan	26	25	0	.510
1968	Uhls	9	11	0	.450	1989	Muench	27	17	0	.614	2010	Hogan	30	25	0	.545
1969	Uhls	6	12	1	.342	1990	Muench	21	19	1	.524	2011	Hogan	34	22	0	.607
1970	Uhls	9	11	0	.450	1991	Muench	25	18	0	.581	2012	Hogan	23	36	0	.390
1971	Uhls	15	7	0	.682	1992	Muench	22	27	0	.449	2013	Bieser	26	33	0	.441
1972	Uhls	11	10	0	.524	1993	Muench	13	27	0	.325	2014	Bieser	37	20	0	.649
1973	Uhls	14	4	0	.778	1994	Muench	23	27	0	.460	2015	Bieser	36	23	0	.610
1974	Uhls	17	13	0	.567	1995	Hogan	32	21	0	.604	2016	Bieser	39	21	0	.650
1975	Uhls	18	9	0	.667	1996	Hogan	25	23	1	.520	2017	Sawyers	29	26	0	.527
1976	Uhls	28	15	0	.651	1997	Hogan	24	33	0	.421	2018	Sawyers	27	30	0	.474
1977	Uhls	25	13	0	.658	1998	Hogan	32	24	0	.571	2019	Sawyers	23	32	0	.418
1978	Uhls	14	11	0	.560	1999	Hogan	27	27	0	.500	2020*	Sawyers	9	8	0	.529
1979	Uhls	13	10	0	.565	2000	Hogan	37	17	0	.685						

* Season shortened due to COVID-19



Mark Hogan

Mark Hogan, the all-time winningest coach in Southeast Missouri State University baseball history, announced his retirement after 18 seasons on July 30, 2012. Hogan compiled a 526-456-1 (.536) record with one Ohio Valley Conference regular-season title (2002), two OVC Tournament crowns (1998, 2002) and the program's only two NCAA Tournament appearances (1998, 2002). Hogan achieved many milestones throughout his illustrious 31-year career which culminated with an overall record of 911-713-3 between the NCAA Division I, NCAA Division II and NJCAA Division I ranks. Most recently, Hogan picked up his 900th career win when the Redhawks beat Arkansas State on Apr. 17, 2012. Prior to that, Hogan notched his 500th victory at Southeast when the Redhawks defeated Eastern Illinois on May 20, 2011. In 2007, Hogan surpassed the legendary Joe Uhls for the most wins in school history.

- 526 victories at Southeast (1995-2012)
- 248 OVC victories
- 18 OVC Tournament Appearances
- 15 Major League Draft picks
- 80 All-OVC selections
- 5 OVC Pitcher of the Year Selections
- 4 OVC Player of the Year Selections
- 4 OVC Rookie of the Year Selections
- 2 OVC Tournament Championships
- 2 NCAA Regional Appearances
- 1 OVC Regular-Season Title
- 911 Career victories in 31 years as a head coach
- 1,627 games coached, including 983 at Southeast Missouri





RECORDS

MISCELLANEOUS

Postseason History

(Since Joining NCAA Division I)

OVC Tournament

Appearances and Records

(Finish)

1992.....	1-2
1995.....	2-2 (2 nd)
1996.....	1-2
1997.....	3-2 (2 nd)
1998.....	3-0 (1 st)
1999.....	0-2
2000.....	2-2 (2 nd)
2001.....	0-2
2002.....	4-1 (1 st)
2003.....	1-2
2004.....	3-2 (2 nd)
2005.....	0-2
2006.....	2-2
2007.....	1-2
2008.....	3-2 (2 nd)
2009.....	0-2
2010.....	0-2
2011.....	2-2
2012.....	2-2
2013.....	2-2
2014.....	1-2
2015.....	3-2 (2 nd)
2016.....	4-1 (1 st)
2017.....	1-2
2018.....	1-2

Overall Record..... 42-46

NCAA Tournament Results

1998 Midwest Regional

Wichita, Kan.

5/21 vs. Wichita State - L, 4-7

5/21 vs. Georgia Tech - L, 5-14

2002 Tuscaloosa Regional

Tuscaloosa, Ala.

5/31 vs. Alabama - W, 7-4

6/1 vs. Florida Atlantic - L, 6-12

6/1 vs. Alabama - L, 4-7

2016 Starkville Regional

Starkville, Miss.

6/3 vs. Mississippi State - L, 5-9

6/4 vs. Louisiana Tech - L, 4-9

Single-Season Wins

1. 2016.....	39
2. 2014.....	37
2002.....	37
2000.....	37
5. 2015.....	36
6. 2011.....	34
2001.....	34
8. 2007.....	32
1998.....	32
1995.....	32

Single-Season Winning Percentage

1. 1965.....	.800 (16-4)
2. 1973.....	.778 (14-4)
3. 1982.....	.769 (30-9)
4. 1964.....	.750 (15-5)
5. 1983.....	.744 (29-10)
6. 1986.....	.686 (29-13-1)
7. 2000.....	.685 (37-17)
8. 1971.....	.682 (15-7)
9. 1975.....	.667 (18-9)
10. 1977.....	.658 (25-13)

Single-Season Runs

1. 2016.....	474
2. 2015.....	473
3. 2010.....	452
4. 2014.....	408
5. 2000.....	397
6. 1998.....	396
7. 2002.....	393
8. 2017.....	388
9. 2011.....	387
10. 2003.....	381

Single-Season Batting Average

1. 1986.....	.354
2. 2010.....	.346
3. 1982.....	.324
4. 1985.....	.323
5. 1989.....	.322
6. 2003.....	.321
1963.....	.321
8. 2011.....	.316
9. 1983.....	.315
10. 2000.....	.314

Single-Season Earned Run Average

1. 1973.....	1.82
2. 1972.....	2.32
1970.....	2.32
4. 1974.....	2.37
5. 1965.....	2.64
6. 1975.....	2.65
7. 1991.....	3.16
8. 1976.....	3.17
9. 1977.....	3.39
10. 1982.....	3.44

Single-Season Fielding Percentage

1. 2015.....	.977
2. 2018.....	.971
3. 2019.....	.974
4. 2014.....	.969
5. 2008.....	.968
6. 2011.....	.986
7. 2017.....	.967
2012.....	.967
9. 2007.....	.965
10. 2016.....	.964
2005.....	.964
2001.....	.964

Consecutive Streaks

Wins

Length Year Details

14	2003	3/12 (vs. St. Louis) - 4/12 (at Eastern Ky.), snapped: 4/12 (at Eastern Ky.)
13	1973	Game 1 (vs. Centenary) - Game 13 (vs. Lincoln), snapped: Game 14 (vs. Lincoln)
11	2016	3/11 (at Eastern Kentucky) - 4/5 (vs. Arkansas State), snapped: 4/4 (at Austin Peay)
11	1985	4/3 (gm. 2 vs. Evansville) - 4/19 (vs. Northeastern Ill.), snapped: 4/20 (at SIU-E)
11	1977	Game 12 (vs. Mo.-Rolla) - Game 22 (vs. Mo. State), snapped: Game 23 (vs. Truman St.)
10	1976	Game 2 (vs. Memphis) - Game 11 (vs. Tenn.-Martin), snapped: Game 12 (vs. Tenn.-Martin)

Losses

Length Year Details

10	2012	3/14 (vs. UALR) - 3/30 (at Eastern Illinois), snapped 3/31 (at Eastern Illinois)
8	1992	2/19 (at Ark. State) - 3/8 (at Columbus College), snapped: 3/8 (at Columbus College)
7	2006	3/11 (vs. South Dakota St.) - 3/26 (at UT Martin), snapped: 3/29 (vs. Missouri)
7	1981	4/8 (at Southern Ill.) - 4/18 (vs. Mo.-St. Louis), snapped: 4/21 (vs. Maryville)
7	1969	Game 4 (vs. Wisc. State) - Game 10 (vs. Mo.-Rolla), snapped: Game 11 (vs. Mo.-Rolla)
6	4x	last 2008 4/9 (vs. Arkansas State) - 4/19 (Samford, Gm. 1), snapped: 4/19 (Samford, Gm. 2)

Shutout Wins

3, 3 times; Last: 4/1/06 (vs. Murray St.) - 4/2/06 (vs. Murray St.)



OVC TOURNAMENT HISTORY

RECORDS



OVC Tournament Appearances

1992.....	1-2
1995.....	2-2 (2 nd)
1996.....	1-2
1997.....	3-2 (2 nd)
1998.....	3-0 (1 st)
1999.....	0-2
2000.....	2-2 (2 nd)
2001.....	0-2
2002.....	4-1 (1 st)
2003.....	1-2
2004.....	3-2 (2 nd)
2005.....	0-2
2006.....	2-2
2007.....	1-2
2008.....	3-2 (2 nd)
2009.....	0-2
2010.....	0-2
2011.....	2-2
2012.....	2-2
2013.....	2-2
2014.....	1-2
2015.....	3-2 (2 nd)
2016.....	4-1 (1 st)
2017.....	1-2
2018.....	1-2

Overall Record..... 42-46

OVC Tournament Record vs.

Austin Peay.....	9-4
Belmont.....	3-1
Eastern Illinois.....	4-5
Eastern Kentucky.....	4-4
Jacksonville State.....	7-8
Middle Tennessee.....	2-6
Murray State.....	2-5
Morehead State.....	4-5
Samford.....	0-2
Tennessee Tech.....	6-6
UT Martin.....	1-0

OVC Tournament Record by Seed

No. 1.....	12-6
No. 2.....	5-8
No. 3.....	1-2
No. 4.....	0-4
No. 5.....	4-6
No. 6.....	9-8

*Seedings began in 2000

OVC Regular Season Titles

Eastern Kentucky.....	16
Middle Tennessee.....	13
Murray State.....	11
Austin Peay.....	9
Tennessee Tech.....	9
Morehead State.....	8
Western Kentucky.....	5
Eastern Illinois.....	4
Southeast Missouri.....	4
Jacksonville State.....	3
East Tennessee.....	1
Samford.....	1

OVC Tournament Titles

Middle Tennessee.....	10
Austin Peay.....	6
Eastern Kentucky.....	4
Jacksonville State.....	5
Tennessee Tech.....	4
Morehead State.....	4
Southeast Missouri.....	3
Eastern Illinois.....	2
Murray State.....	2
Western Kentucky.....	1

Year-by-Year OVC Tournament Champions

1962.....	Eastern Kentucky
1964.....	Murray State
1965.....	Murray State
1966.....	Eastern Kentucky
1967.....	Eastern Kentucky
1968.....	Middle Tennessee
1969.....	Morehead State
1970.....	Murray State
1971.....	Austin Peay
1973.....	Morehead State
1974.....	Murray State
1975.....	Murray State
1976.....	Middle Tennessee
1977.....	Morehead State
1978.....	East Tennessee
1979.....	Murray State
1980.....	Western Kentucky
1981.....	Middle Tennessee
1982.....	Middle Tennessee
1983.....	Morehead State
1984.....	Eastern Kentucky
1985.....	Eastern Kentucky
1986.....	Eastern Kentucky

1987.....	Middle Tennessee
1988.....	Middle Tennessee
1989.....	Eastern Kentucky
1990.....	Middle Tennessee
1991.....	Middle Tennessee
1992.....	Middle Tennessee
1993.....	Morehead State
1994.....	Middle Tennessee
1995.....	Middle Tennessee
1996.....	Austin Peay
1997.....	Tennessee Tech
1998.....	Southeast Missouri
1999.....	Eastern Illinois
2000.....	Middle Tennessee
2001.....	Tennessee Tech
2002.....	Southeast Missouri
2003.....	Murray State
2004.....	Jacksonville State
2005.....	Austin Peay
2006.....	Jacksonville State
2007.....	Austin Peay
2008.....	Eastern Illinois
2009.....	Tennessee Tech
2010.....	Jacksonville State
2011.....	Austin Peay
2012.....	Austin Peay
2013.....	Austin Peay
2014.....	Jacksonville State
2015.....	Morehead State
2016.....	Southeast Missouri
2017.....	Tennessee Tech
2018.....	Morehead State
2019.....	Jacksonville State
2020.....	No tournament due to COVID-19

OVC TOURNAMENT CHAMPIONS • 1998 • 2002 • 2016 // NCAA TOURNAMENT • 1998 • 2002 • 2016





RECORDS

ALL-TIME ROSTER

A

Abele, Joe.....1963-64
 Abernathy, Ryan.....2010
 Abrams, Mike.....1971
 Adams.....1968
 Adamson, Michael.....2010-11
 Alberter.....1976
 Allen, Shane.....2000-01
 Alsdorf, Jamie.....1995
 Alsup.....1966
 Alvarez, Tim.....2002-03
 Amick, Mark.....1973-76
 Anderson, Jack.....1960
Andrews, Lincoln.....2019-Pres.
 Apprill, Greg.....1981,83
 Arft, George.....1960-61
 Ashton, Cody.....1985
 Auer, Ron.....1971-72

B

Bading, Fred.....1977
 Bahr, Ray.....1963-65
 Bailey.....1993-94
 Baker, Doug.....1990-91
 Baker, Randy.....1977-80
 Baldwin, Matt.....2001-02
 Bann, John.....1972
 Barklage, Gary.....1981
 Barnes, Larry.....1961-62
 Barnes, Ryan.....2012-15
 Barnett, Tim.....1991
Basler, Connor.....2017-Pres.
 Basta, Ed.....1976-78
 Basta, Larry.....1976-79
 Bauman, Terry.....1967
 Bazzell, Terry.....1973-75,77
 Beatty, Brad.....2001
 Beauchamp, Derek.....2019
 Beauden, Joel.....1964-67
 Bebej, Jeff.....1994-97
 Beever, James.....2000,02-03
 Below, Jason.....1993-94
 Beltran, Robert.....2016-17
 Bergtholdt, Dan.....2016-19
 Bernard, Lacey.....1978-81
 Berra, Michael.....2017-18
 Berry, Dan.....1998-99
 Bieser, Cole.....2010-14
 Bieser, Steve.....1988-89
 Black.....1959
 Blair, Shane.....2012
 Blankenship, Bob.....1973-74
Blazevic, Austin.....2018-Pres.

Blemker, Zac.....2007-08
 Blum, Jason.....2011-15
 Blum, Kris.....1992-95
 Bock, Nathan.....2018-20
 Boeller, Kirk.....2009-11
 Boeller, Keith.....1980-83
 Boever, Jim.....1969-71
 Bogenpohl, Chad.....1998-99
 Boggetto, Brandon.....2013-16
 Bohnert, Jeff.....1985-86
 Bonilla Jr., Clement.....1999-02
 Booth, Carl.....1996
 Borders, Chad.....1991-93,95
 Borowiak, Zach.....2000-03
 Bottger, Kyle.....2017
 Bourbon, Jeff.....1998-01
 Boxwell, Tyler.....2013
 Boyer, Ron.....1960
 Boyet, Jeff.....1991
 Bracamonte, Ernie.....2004-05
 Bradford, Kieran.....2008
 Brady, Mike.....1968-69
 Branstetter, Ryan.....1997
 Brechtlein, Tom.....1981
 Breuer, Tom.....1993-96
 Brewer, Kirby.....1986-88
 Brown.....1969
 Brown, Darryl.....1986
 Brucker, Kevin.....1984-85
 Brunderman, Rich.....1964-67
 Brune, Greg.....1965-68
 Buck, Justin.....1996-97
 Buckner, Jason.....1996
 Budt, Greg.....1999
 Buechting, Don.....1975-78
 Bumpus, Brad.....2003
 Bunton, Bob.....1979-82
 Bunton, Ted.....1989-92
 Burgess, Ky.....2010-2011
 Burgess, Larry.....1983-85
 Burkis, Ryan.....1992-94
 Burlison, Ron.....1970
 Burton, David.....1986
 Burrige, Alex.....2012-15
 Burris, Joey.....2015-18
 Busiek, Jake.....2016
 Busiek, Rob.....1988

C

Caffrey, Chris.....2016-17
 Calvird, Riley.....2015
 Campbell, Kody.....2009-12
 Campbell, Keith.....1978-80
 Cantanzaro, Phil.....1960-61
 Canty, Alex.....2018-19
 Carter, Matt.....2004-07
 Cashion, Jim.....1960,62
 Casson, Augie.....2000
 Catanzaro, Phil.....1962-63
 Chandler, Clay.....2016-17
 Chastain, Rick.....1977-78
 Cheo, Ryan.....2002
 Chiaventone, Pat.....1977
 Christian, Justin.....2003
Cisneros, Blake.....2019-Pres.
 Clark, Bob.....2012-13
 Clark, Shawn.....1995-96
 Clayton, Bill.....2003,05
 Clayton, James.....2004-06
 Clayton, James.....1968
 Clayton, John.....1990-91
 Cobb, Skylar.....2013-14
 Coker, David.....1969
 Cole, Lindell.....1960
 Collier, Lamonte.....1996-97
 Collins, Skip.....1968-70
 Collins, Ar.....1971
 Colucci, Bobby.....2010
 Cook, Matt.....2017-19
 Colyer.....1964
 Congwer, Tony.....1983
 Cooper, Shawn.....1992
 Costello, Daniel.....2016
 Cox, Braden.....2019-20
 Craft, Lance.....1996-97
 Crafton, Bill.....1961-62
 Creamer, Jeff.....1982
 Creech, Dennis.....1961-63
 Criscione, Bill.....1975-78
 Cronister.....1959
 Crosnoe, Rex.....1993-95
 Crosnoe, Cory.....1988-89
 Croucher, Andrew.....2014
 Cummings, Tyrell.....2008-09
 Cunningham, Heath.....1992
 Curran, Rusty.....1996

D

D'Amico, Paul.....1978-81
 Daily, Rick.....1983
 Dambach, Greg.....2007,09-10
 Dambach, Grant.....1974-77
 Dambach, Mike.....1972-74
 Dameworth, Bruce.....1975
 Dannenmueller, Dan.....1990-93
 Davenport, Bonnie.....1960-62
 David.....1973
 Davidson, Andy.....2000-02
 Davie.....1965
 Davis, Grant.....2012
 Deal, Russ.....1979-82
 Deason, Kendall.....2009
 Debrock, Lanson.....1997-00
 DeFere, Dean.....1987-89
 Detring, Ken.....1973-74
 Dicus, Jon.....2010-11
 Diel, Bill.....1989
 Dinkelman, Ryan.....2003
 Dirden, Justin.....2018-20
 Dirnberger, Blake.....2009
Dodd, Dylan.....2019-Pres.
 Doehring, Jim.....1960-63
 Doerr, Merl.....1985
 Doerr, Mark.....1976-77
 Dohogne, Rick.....1978-80
 Draves, Rob.....1982
 Drury, Mark.....1969-72
 Duncan, Dave.....1991-92
 Dunn, Keith.....1967
 Durso, Marc.....1975
 Dyson, Ken.....1961

E

Edwards, Jim.....1988-91
 Edwards, Tim.....1989-91
 Eftink, Mick.....1979-82
 Eftink, Josh.....2002
 Eiler, Terry.....1966-67
 Eisenbach, Rick.....1975-78
 Elfrank, Steve.....1971-74
 Elfrink, Brad.....1987-89
 Epley.....1993-94
 Erlacker, Jim.....1971-73
 Erxleben, Gary.....1965-66
 Eubanks, Glenn.....1987
 Evans, Clayton.....2013-17
 Evans, Joey.....2005
 Evans, Jim.....1980
 Evans, Victor.....1960
 Ezell, Trevor.....2015-18



ALL-TIME ROSTER

RECORDS



F

Fahringer, Mick.....1978
Faircloth, Eric.....1986
Fangman, Aaron.....2003-04
Faulkner, Peyton.....2018-19
Felling, Michael.....2011
Ferguson, Cole.....2014-15
Fernandez, Andres.....2004
Feuerstake, Caleb.....2019-20
Fields, W.....1961
Files, Brad.....1983
Fitch, Mike.....2004
Fitzpatrick.....1994
Fisher, Nolan.....2012-15
Forsyth, Ryan.....2003-05
Forsythe.....1959
Frakes, Bill.....1984
Frank, Andrew.....2018-19
Frazier, Mark.....2001-02
Fritsche, Tom.....1979-80
Fritts, Turner.....2019
Fuller, Donnie.....2002-03
Fulte, Tim.....1991-92
Funkhauser, Bill.....1959-60

G

Gabbard, Ron.....1969
Gagan, Tristen.....2017-18
Gaebler, Kenny.....1998-00
Gandolfo, Garrett.....2015-16
Garner, Kurt.....2004
Garner, Nick.....1985
Garrow, Steve.....1978-81
Gentry, Mike.....1971
Gerwitz, Jim.....1996-97
Gibson, Chris.....2005-06
Gibson, Derek.....2010-14
Giegling, Jim.....1987
Gilbert, Gary.....2003-04
Glastetter, Jim.....1964-67
Glenzy, Gary.....1962
Goetz.....1977
Goforth, Chuck.....1982-83
Gongwer, Tony.....1984-86
Gonzalez, Brett.....2019
Goodman, Steve.....1996-97
Govek, Ryan.....2002
Graham, Darryl.....2006-07
Greaser, Brian.....1990
Green, Nate.....2017-18
Grim, Jon.....1986-88
Gronowski, Dave.....1980-81
Gross, David.....1977-80

Gross, M.....1961
Grossius, Bryce.....2019-Pres.
Gumieny, Kyle.....2009-10
Gunnels, Brian.....1996
Guthrie, Brian.....1984-85

H

Hachman, Ralph.....1965-68
Hagedorn, Bob.....1960-61
Hagerty, Chase.....2017-19
Haggerty, Josh.....2017
Hahn, Landon.....2019-20
Haines, Talley.....1996-97
Hajek, Gerald.....1962
Halter, Tim.....1970
Hammers, Jim.....1977-78
Hanne, Troy.....1990
Hansford, Wade.....2003-04
Hantack, Richard.....1959-60
Harmon.....1959
Harmon, Robert.....1990
Harness, Corey.....2008-11
Harness, Harlard.....1978-79
Harper, Brian.....1986-88
Harris, Donta.....1992-95
Harris, Nick.....2007-11
Harshbarger.....1959

Haseltine, Louie.....2008-2011
Hastings, Blaze.....2017
Hastings, Trae.....1975-78
Hatton, Vern.....2001-02
Haunschild, Frank.....1965-66
Hawkins, Dave.....1959-60, 62-63
Hayden, Derek.....2007
Hayes, Travis.....2014-15
Hearne, Gary.....1965-66
Hemmer, Lance.....1982-84
Hempfen, Hal.....1986-87
Hendrain, Adam.....2010
Hendrix, Greg.....2009
Heon, Taylor.....2010-2012
Herbig, Derek.....2004-06
Herring.....1964
Heuring, Darrell.....1990
Heuring, Keith.....1996
Heuvelman, Arnie.....1982-85
Hewitt, Dalton.....2011-15
Hibbard, James.....2006
Hicks, Mike.....1989
Hilz, Jeffrey.....2000-01
Hobbs, Ted.....1979-80
Hoehner, Brad.....1996-99
Hoffman, Craig.....1983-86

Hoffman, Eric.....2001-04
Hogan, Mark.....1976
Hojnacki, Michael.....2019-20
Holdinghaus, Dave.....1972-74
Holdner, John.....1961-63
Holland, Matt.....2007
Holland, Dennis.....1961
Hollrah, Scott.....1991-92
Holst, Dan.....2016-17
Holtzman.....1966
Hopkins, Brian.....2001-03
Hopper, Scott.....1994-96
Horace, Scott.....1989-90
Horstman, Eric.....2004-05
Hosick, Steve.....1977
Hotfelder, John.....1968-70
Howe, Mike.....1972-74
Huesgen, Dan.....1997-00
Hull, Christian.....2011-14
Hull, Matthew.....1998
Hunt, Jeff.....1976-77
Hurst, Bobby.....2012-13

I

Iago, Tyler.....2014
Ivie, Mike.....1981-84

J

Jacobsen, Noah.....2019-Pres.
James, Rolland.....1967-70
Janet, Chris.....1981-84
Jarvis, John.....1991-92
Jenkins, Bo.....2004-05
Jensen, Jeff.....1984
Jett, Jim.....1964
Jett, Jim.....1967-68
Johnson, Andrew.....2005-06
Johnson, Bob.....1979
Johnson, Jeremy.....1997-00
Jolly, Charles.....1971-72
Jones, Casey.....2010-11
Jones, Tony.....1985-86
Jorgenson.....1959
Jorn, Dave.....1975-76
Jungers, Bill.....1963-65

K

Keck, Andrew.....2019-Pres.
Kelam, Ron.....1972-73
Kell, Jamie.....1984
Kemper, Jake.....2008
Kendall, Ryan.....2012-13
Kern, Robert.....1998-99

Kesterson, Al.....1964, 66-67
Kill, Trevor.....2012-13
Kimbelen, Keith.....1986-87
King, Floyd.....1963-66
King, Jim.....1970-71
King, Jeremy.....2001
Kinsolving, Darin.....1997-00
Kintz, Jeff.....1982, 84
Kitchen, Paul.....1967
Kitchen, Terry.....1971-74
Kitrell, Mike.....1986
Klein, Korey.....2003
Kline, Terry.....1966-67
Klocke, Jim.....2007-10
Koch, Don.....1961
Kolons, Brett.....2009
Korando, Tony.....1975-76
Kornfeld, Kevin.....1978
Kosciulek, Keith.....1983
Kreitler, Broc.....2015
Kress, Steve.....1991-92
Kuehler, Dan.....1969-70
Kuehn, Ralph.....1975-77
Kuhl.....1964
Kumer, Kerry.....1987
Kurt, Bryan.....2004-05
Kurtz, David.....2002
Kutmas, Chad.....1995

L

LaBruyere, Brad.....2008-11
Ladd, Skler.....2012
Landgraf, Jeff.....1970-73
Landgren, Allan.....1998-99
Lane, Marty.....1998-99
Lang, Bob.....1962
Larsen, Tim.....1998
Lack, Andy.....2012-16
Lawrence, Jacob.....2015-16
Lawson, Brent.....2004-07
Lawson, David.....2002-03
Layton, Aaron.....1990-93
Lee, Tom.....1962
Lees, Brian.....2016-17
Leeper, Hunter.....2015-16
Leeper, Peyton.....2019-Pres.
Leigh, James.....2007-09
Leonard, Jim.....1966-68
Lenaburg, Ryan.....2014-15
Lennington, Andy.....2011-15
Lewallen, Ronnie.....2000
Lewis, Jon.....1997
Lloyd, Daniel.....2019





RECORDS

ALL-TIME ROSTER

Lipe, Edward..... 1972
 Lochmann..... 1993-94
 Loflin, Jim..... 1988-89
 Lohr..... 1959
 Long, Darrell..... 1967-70
 Long, Jim..... 1969-70
 Lopez, Freddy..... 2004-05
 Losman, Ryan..... 2017-18
 Lowe, Steve..... 1998-99
 Lucchesi, Joey..... 2015-16
 Luer, Jeff..... 1987
 Lummus, Lee..... 1986-89
 Lunski, Greg..... 2001
 Lynch, Paul..... 1989-90
 Lynn, Dylan..... 2012-13

M

Mabrey..... 1959
 Mabury..... 1959
 Mahan, Bill..... 1961
 Mahon, Logan..... 2010-11
 Malchow, Bruce..... 1961-62
Malenfant, Hayden..2019-Pres.
 Malham, Brennan..... 2010-11
 Maloney..... 1993-94
 Maloney, Scott..... 1981-85
 Mann..... 1968
 Manning, Josh..... 2008
 Marino, Charlie..... 1998-00
 Marschel, Larry..... 1990-91
 Massie, Stephen..... 2009-10
 Mather, John..... 1988-89
 Maupin, Anthony..... 2004-06
 McAlister, Jamie..... 2005-06
 McCann, Jeff..... 1983-84
 McClanahan..... 1959
 McClanahan, Sean..... 1989
 McClarty, Pat..... 1974
 McConnell, Britt..... 1986-90
 McDonald, Tristen..... 2001-03
 McGuire, Nathan..... 1998
 McLain, Gary..... 1982
 McMahan, Aiden..... 2017
 McMahan..... 1993-94
 McNeely, Bryan..... 2019-20
 McSpadden, Galen..... 1971-74
 McVay, Charles..... 1960,63
 Meade, Josh..... 2013
 Meier, Dale..... 1961-64
 Mercado, Chad..... 2006-07
 Metz, Don..... 1967-70
 Meyer, Kevin..... 1999-00
 Meyn, Keegan..... 2019-20

Meystedt, Kermit..... 1964-67
 Michel, David..... 1995-97
 Middleton, Perry..... 2014-15
 Mikrut, Tyler..... 2013
 Miller..... 1959
 Miller, Blake..... 1978-81
 Miller, Brad..... 1987
 Miller, Larry..... 1966-68
 Miller, Mike..... 1995-97
 Miller, Tom..... 1988
 Miller, Tim..... 1991
 Mills..... 1959
 Mitchell, John..... 1985
 Mitchell, Michael..... 2000-01
 Mitchell, Scott..... 2014-16
 Mitts..... 1993-94
 Mize, John..... 1975
 Moeglin, Brian..... 1991-94
 Moehrs, Clay..... 1988-91
 Mohar, Bill..... 1962
 Monahan, Pat..... 1965
 Montgomery, Jim..... 1978-79,81
 Montiel, Frankie..... 2004-05
 Moore, Robby..... 2006-07
 Moore, Zach..... 2015-17
 Morgan, Scott..... 1979,81-82
 Morgan, Bruce..... 1975-76
 Morris..... 1968
 Morris, Jeff..... 1983-84
 Morrow..... 1959
 Moses, Trenton..... 2008-12
 Mosel, Greg..... 2014-15
 Mosley, Braden..... 2017
 Mosley, Steve..... 1964-65
 Moulton, Seth..... 2003
 Muegge, Ken..... 1982
 Mueller, Don..... 1962
 Muench, Doug..... 1985-86
 Munsell, Mark..... 1992
 Murphy, Dan..... 1978
 Murphy, Justin..... 2016-17

N

Nagel, Blane..... 1975
 Nails, Ivan..... 2007-08
 Neal, Kyle..... 2001
 Nebel, Steve..... 1974
 Needham, Dylan..... 2019-20
 Neel, Brendon..... 2015
 Newcomb, Keith..... 1963-65
 Nicholas, Brice..... 2000-02
 Nichols, Gary..... 1959-60
 Nieslen, Alex..... 2018-19

Niznik, Noah.....2019-Pres.
 Noll, Brady..... 2004-05
 Noon, Jim..... 1974-75
 Nourie, Jon..... 2003-04

O

O'Connor, Gerald..... 1959-60
 O'Mara, Tom..... 1961
 Olson, Levi..... 2005-06
 Osborne, Chris..... 2016-17
 Osburn, Ted..... 1979-80

P

Padilla, Omar..... 2006-07
 Palmer, Dave..... 1981-82
 Parham, Josh..... 2005-07
 Parker, Bryan..... 1975-76
 Parks, Jim..... 1987-91
 Parmley, Kenton..... 2009-12
 Paskus, John..... 1972-73
 Patman, Michael..... 2012-13
 Patterson, Dan..... 1984-86
 Patterson, Dennis..... 1972
 Payne, Jordan..... 2005-06
 Payne, Jerry..... 1966-67,72
 Payne, Jim..... 1965-66
 Payne, Mike..... 1969-72
 Pecaute, Ricky..... 1987-88
 Pehle, Todd..... 1994-97
 Pehle, Troy..... 1994-97
 Pelsma, Dennie..... 1967-69
 Pemberton, Shawn..... 1996-97
 Pennington, Adam..... 2016-18
 Pennington, Todd..... 1999-01
 Pepper, Brian..... 1997
 Peterson, Jack..... 1960
 Pfingsten, Dan..... 1995-96
 Phillips..... 1994
 Phillips, Derrick..... 1985
 Pierce, Rhett..... 1992-93
 Pilcher, Joey..... 2003-04
 Pilla, Dave..... 1976
Pittman, Rance.....2019-Pres.
 Plassmeyer, Ken..... 1959-62
 Poinsett..... 1959
 Poole, Ryan..... 2008-09
 Portell, Mike..... 1965,67
 Potts, Randy..... 1984-85
 Potts, Craig..... 1974
 Powell, Charlie..... 1972-73
 Poynor, Bill..... 1980
 Pritchett, Dustin..... 2005-07
 Prickett, Ryan..... 2011-12

Probst, Ron..... 1960
 Proctor, Dave..... 1971
 Prothro, Lawrence..... 1985
 Pruneau, Scott..... 1990-93
 Purcell, Brad..... 2001-02
 Pyles, Wesley..... 2015-19

Q

Qualls, Bruce..... 1982-85

R

Radetick, Joe..... 1984-86
 Raley, Mike..... 1972-75
 Range, Dale..... 1981
Rausch, Fischer.....2019-Pres.
 Rave, Aaron..... 2006
 Reeder..... 1970
 Reid, Bill..... 1966-67
 Reid, Bob..... 1959
 Reid, John..... 1959-61
 Reinagel, Jeff..... 1981-83
 Reinagel, Kenny..... 1982-84
 Reinagel, Scott..... 2002-03
 Reinagel, Tom..... 1971-72
 Renfrow, Dustin..... 2007-08
 Rentfro, Cooper..... 2017
 Reuss, Jim..... 1962-64
 Reynolds, Garret..... 2016-17
 Rhodes, Lance..... 2007-08
 Rhodes, Larry..... 1962-65
 Richards, Kent..... 1982
 Riddle, Lee..... 1963
 Riley, Phillip..... 2006-07
 Ripp, Jacob..... 2011
 Rippee, Ryan..... 2015-16
 Risch, Scott..... 1981
 Rives..... 1993-94
 Rizzuto..... 1969-70
 Roberts, Mike..... 1980
 Robertson, Kylar..... 2016-17
 Robins, Randall..... 1974-75
 Robinson, Kerry..... 1993-95
 Robinson, Mike..... 2001
 Rodriguez, Daniel..... 1998-99
 Rogers, Bryan..... 1992-93
 Roll, Lee..... 1969
 Rosburg, Paul..... 1981-82
 Rosener, Sam..... 2007-08
 Rothweil, Larry..... 1994-95
 Rouse, Quenten..... 2005-06
 Ruff, Kenneth..... 1984
 Rupp, Tim..... 2010-11
 Russell, Brett..... 2010-11



ALL-TIME ROSTER

RECORDS



S

Sacshe, Austin 2018-19
 Salazar, John 2009-10
 Samples, Mike 1977-79
 Sandheinric, Kelly 1986-87
 Saulter, Jim 1975
 Schaefer, Brian 1993-95
 Schatzley, Bill 1977-79
 Scheidt 1964
 Schiller, Don 1965-67
 Schiltz, Danny 1999
 Schlegel, Andy 1996
 Schlick 1974
 Schmidt, Steve 1987
 Schmidt, Lynn 1977-78
 Schneider, Gary 1975
 Schreck, Chris 1987
 Schreiber, David 1991
 Schromm, Aaron 2019-20
 Schuembaur, Carl 1974
 Schuh, Daniel 2006-09
 Schulman, Jeff 1992,94
 Schulte, Joe 1984-85
 Schumacher 1968
 Schwartz, Dan 1979-80
 Schwent, Gary 1969-70
 Schwieso, Brian 1986
 Sconce 1994
 Seabaugh, Don 1983
 Sehnert, Ryan 2003
 Selby, Tim 1995
 Self, Brent 2002
 Shadowens, Chris 1986
 Shah, Asif 2006-07
 Shannon, Dennis 1970
 Shasserre, Dan 1966-67
 Sheffer, Marc 1998
 Shelton, Steve 1973-75
 Sheridan, Andy 2002
 Shearrow, Luke 2013
 Sherry 1968
 Sherry, Adam 2002
 Shifferdecker, Rod 1990
 Short, Paul 1987-88
 Shy, Dan 1988-89
 Shylanski, Todd 1991-92
 Siboda, Dave 1996-97
 Siddle, Alex 2013-16
 Siebert, Scott 1987-90
 Sigler, Brian 1990,92
 Simmons, Brad 2001-02
 Simmons, Mark 1985
 Simmons, Shae 2010-12

Singleton, Raleigh 1963
 Skakalski, Stan 2003-04
 Slattery, Blake 2008-11
 Smiley, Butch 1976
 Smith, Brad 2003-05
 Smith, Brandon 1999-02
 Smith, Darrick 1983-86
 Smith, Tim 1975-76
 Smith, Zack 2012-13
 Sommerkamp, David 1998
 Sole, Casey 2019-20
 Sorth, Larry 1961
 Southerland, Hunter 2018-19
 Spalt, Logan 2018-19
 Spanberger, Cody 2012-15
 Spawr, Braden 2019-20
 Spencer, Tony 2008-09
 Spies, George 1969-71
 Spille, Ryan 1998-99
 Spitzfaden, Will 2012-13
 Stahl, Barry 1973
 Stambush, Archie 1999-00
Stauss, Wade 2018-Pres.
 Steffens, Jeff 1987-90
 Steighorst, Mark 1972
 Steimle, Doug 1965-67
 Steinmetz, Rich 1981-83
 Stephens, Andy 2008-09
 Stephens, Garrett 2019
 Steward, Lon 1985-86
 Steward, Malik 2012
 Still, Steven 2012-13
 Stockton, Garret 2014-15
 Stoll, Isaac 2007
 Strahlendorf, Todd 2008-09
 Stretch, Aaron 2018-19
 Stroud, Dan 1981-83
 Stucker, Gary 1987-88
 Stuckey, Denver 2000-03
 Suedekum, Jerry 1963-65
 Sullivan, Robin 1975
 Sullivan, Scott 1997-98
 Swartz, Mike 1976
 Swearingen, Jason 1995-98
 Swift, Bob 1963-64
 Swift, Dick 1963-64
 Syberg, Josh 2007-2011

T

Tabata, Osamu 1989,91
 Taylor, Joel 2016
 Taylor, Michael 006-07
 Teel, Marvin 1962

Tellor, Matt 2013-14
 Theodorakos, Jason 2003-04
 Thomas, Nick 2010-11
 Thomas, Scott 1990-91
 Thomas, Tommy 2000-01
 Thomas, Tyler 2013
 Thompson, Jay 1979-80
 Thorgmorton, Dick 1960
 Thornsberry, James 1968-71
 Tierney, Jesse 2009-12
 Tripp, Shawn 1992-93
 Turk, Jim 1961-64
 Turner, Dewight 1963

U

Ulmer, Pete 1965-68
 Underwood, Jordan 2010-11

V

Valek, Eddie 1993-95
 Vardell, Vrah 1959-60
 Varone, Bill 1962
 Vaughn, Steve 1965-68
 Vega, Carlos 2017-18
 Via 1969
 Vick, Christian 2018-19
 Vickery, Charlie 1973-74
 Vieth 1977
 Viviano, George 1961
Vogt, Ryan 2019-Pres.
 Voss, Ron 1962-63

W

Wade, Matthew 2015-18
 Wadlington, Gary 1962-63,65
 Wadlington, Scott 1980
 Wagner, Matt 2007-09
 Wahl, Fred 1972,74-75
 Waldhoff, Jared 2016-17
 Wallace, Ron 1968-71
 Wallut, Rich 1982
 Warren, Phil 1997-00
 Warren, Lee 1973-74
 Webb, David 2019-20
 Weber, Matt 1992
 Weiler, Jeff 1995
 Wells, Rob 1995
 Wengert, Alan 1982-84
 Wengert, Gary 1973-74
 Wente, Jacob 2010-11
 West, Chris 2005
 West, Josh 2002
 Wheeler, Justin 2008-09

Wiese, Andrew 2007-09
 Wieser, Dan 1975-77
 Wieser, Mike 1976
 Wieser, Rick 1975-76
 Wieter, Alan 1990-92
Wilber, Tyler 2019-Pres.
Williams, Austin 2019-Pres.
 Williams, Greg 1969
 Williams, Hank Jr. 2012-13
 Williams, Joe 1977-80
 Williams, Peter 2015
 Williams, Ray 1969-70
 Williams, Steve 1981-84
Wilma, Collin 2019-Pres.
 Wilson, Devon 2018-19
 Wilson, Jon 1971-72
 Winder, Logan 2018-19
 Winder, Mark 1988
 Winkelman, Alex 2013-15
 Winkler, Bob 1967
 Wise, Trent 2010-11
 Wittenborn, Mark 2003-04
 Wollis, Keith 2004-05
 Wolsey, Jerry 1998-99
 Wood, Brent 1980-83
 Wright, Brady 2014-16
Wright, Danny 2017-Pres.
 Wright, John 1971
 Wulfers, Matt 2007-08

Y

Yount, Kyle 1996-99
 Yount, Steve 1970-73





RECORDS

YEARLY RESULTS

Head Coach Joe Uhlis

1960 (4-8)

Southern Illinois	L	4-3
Harris-Stowe	W	5-3
Arkansas State	W	10-2
Southern Illinois	W	10-7
Concordia Seminary	L	3-2
Memphis	L	11-0
Saint Louis	L	17-3
Paducah Jr. Coll.	L	10-5
Southern Illinois	L	10-5
McKendree	L	7-4
Murray State	L	5-3

1961 (6-9-1)

Quincy	L	8-0
Central Michigan	L	9-4
North Dakota	W	5-2
Harris-Stowe	W	5-4
Evansville	W	8-3
Arkansas State	L	12-3
Paducah Jr. Coll.	L	9-7
Southern Illinois	W	5-4
Southern Illinois	L	13-1
Murray State	L	3-2
Saint Louis	T	4-4
Saint Louis	L	12-2
Southern Illinois	L	8-7
Flat River Jr. Coll.	W	22-0
Murray State	W	8-5
Memphis	L	5-0

1962 (5-12-1)

William Jewell	W	7-4
Evansville	T	4-4
Arkansas State	L	6-3
Concordia (STL)	W	4-0
Harris-Stowe	L	16-3
Southern Illinois	L	2-0
Southern Illinois	L	8-3
Arkansas State	L	4-1
Paducah Jr. Coll.	W	2-1
Saint Louis	W	8-1
Saint Louis	L	8-3
McKendree	W	11-3
Southern Illinois	L	9-6
Harris-Stowe	L	2-1
Evansville	L	6-5
Evansville	L	2-1

NCAA Regional

Austin Peay	L	2-1
Arkansas State	L	6-3

1963 (11-9)

Evansville	W	6-2
Murray State	L	11-0
Murray State	L	6-4
Evansville	W	12-2
Paducah CC	W	7-6
Harris-Stowe	W	8-0
Quincy	W	11-0
Quincy	W	7-3
Harris-Stowe	W	12-5
Harris-Stowe	W	15-1
Concordia (Mo.)	L	6-3
Paducah CC	W	20-3
Arkansas State	L	4-3
Southern Illinois	L	12-4
Murray State	L	2-1
Arkansas State	W	4-0
Arkansas State	W	6-4
Saint Louis	L	8-1
Saint Louis	L	4-1
Southern Illinois	L	3-1

1964 (15-5)

Evansville	W	9-2
Arkansas State	W	5-1
Arkansas State	L	7-6
UT Martin	W	7-4
Harris-Stowe	W	7-6
McKendree	W	4-3
McKendree	W	5-0
Southern Illinois	L	5-3
Murray State	W	7-6
Murray State	W	11-3
Concordia (Mo.)	W	7-6
Evansville	W	8-1
Delta State	W	8-1
Saint Louis	W	4-1
Saint Louis	W	4-3
Southern Illinois	W	8-5
Missouri State	W	5-0
Missouri State	W	5-4
Harris-Stowe	W	10-0
McKendree	W	13-5
McKendree	W	13-6

1965 (16-4)

William Jewell	W	8-2
Evansville	W	7-1
Lakeland (Wis.)	W	19-0
Murray State	W	9-8
Arkansas State	W	8-7
UT Martin	L	3-2
Southern Illinois	L	13-8
Missouri S&T	W	2-1
Missouri S&T	W	7-0
Harris-Stowe	W	10-1
Southern Illinois	L	3-0

Arkansas State	W	7-4
Murray State	L	8-7
Missouri S&T	W	9-5
Missouri State	W	7-2
Missouri State	W	9-6
Evansville	W	9-2
Harris-Stowe	W	7-0
McKendree	W	2-0
McKendree	W	7-2

1966 (11-8)

Harris-Stowe	W	3-1
Central Michigan	L	4-3
Central Michigan	W	4-1
Missouri State	W	4-1
Missouri State	W	8-1
Missouri State	W	4-3
Evansville	L	7-4
Missouri S&T	W	5-2
Missouri State	W	11-0
Southern Illinois	W	3-2
Southern Illinois	L	3-2
Arkansas State	L	5-3
Arkansas State	W	6-5
Murray State	L	11-2
Missouri S&T	W	2-1
Missouri S&T	L	10-5
Central Mo.	L	3-1
Central Mo.	L	4-1

1967 (13-10)

Memphis	W	6-3
Memphis	L	7-3
Missouri S&T	L	9-4
Missouri S&T	W	8-5
Missouri State	L	5-4
Missouri State	L	12-7
Murray State	L	3-2
Evansville	W	11-10
UT Martin	W	9-8
UT Martin	W	9-1
Missouri State	L	5-0
Missouri State	W	9-8
Missouri S&T	L	6-3
Missouri S&T	W	9-8
Missouri State	W	9-2
Harris-Stowe	W	13-3
Evansville	W	7-2
Murray State	L	5-4
Murray State	W	7-6
NW Mo. State	W	2-0
NW Mo. State	W	4-3
Northwestern St.	L	12-6
Arkansas State	L	2-1
North Dakota	W	10-1
North Dakota	L	3-0

1968 (9-11)

Northwestern	W	9-4
Washington U.	W	5-2
Washington U.	L	5-1
Missouri S&T	W	3-0
Missouri S&T	W	3-0
Concordia (Neb.)	L	6-3
Concordia (Neb.)	L	8-2
Missouri State	W	13-3
Missouri State	L	5-4
Evansville	L	5-4
UT Martin	L	3-2
Concordia (STL)	W	7-6
Missouri S&T	W	6-5
Missouri S&T	L	6-1
Missouri S&T	L	6-4
Arkansas State	L	6-1
Missouri State	W	5-2
Missouri State	L	6-3
Missouri State	L	5-4
Murray State	W	4-2

1969 (6-12-1)

William Penn	W	2-0
William Penn	T	2-2
Wisconsin State	W	7-6
Wisconsin State	L	5-2
Missouri State	L	3-2
Missouri State	L	6-0
Missouri State	L	11-10
Missouri-St. Louis	L	7-6
Missouri S&T	L	4-2
Missouri S&T	L	5-4
Missouri S&T	W	6-2
Missouri State	L	8-1
Missouri State	L	7-3
Missouri State	L	13-1
Murray State	W	7-4
Evansville	W	3-2
UT Martin	W	3-2
UT Martin	L	12-3
Murray State	L	6-1

1970 (9-11)

Murray State	W	9-8
CBC	W	9-2
CBC	W	13-3
Delta State	W	7-2
Missouri State	L	5-4
Missouri State	W	7-6
Missouri State	W	2-0
Evansville	W	4-3
Missouri S&T	L	12-6
Missouri S&T	L	2-1
Missouri S&T	W	10-1
Missouri State	L	7-2

Missouri State	W	14-2
Missouri State	L	3-2
Missouri S&T	L	2-1
Missouri S&T	L	2-1
Missouri S&T	L	3-2
Saint Louis	W	10-1
Missouri-St. Louis	W	12-8
Murray State	W	5-4

1971 (15-7)

CBC	W	10-6
Memphis	W	8-7
Evansville	W	1-0
Evansville	W	9-1
Missouri State	L	4-1
Missouri State	W	3-2
Truman State	W	5-4
Truman State	L	10-3
Murray State	W	2-1
Missouri-St. Louis	L	8-0
Missouri-St. Louis	W	4-3
Washington U.	W	2-0
Lincoln	W	7-3
Lincoln	W	6-2
NW Mo. State	W	5-3
NW Mo. State	W	5-3
Murray State	L	9-7
Missouri S&T	L	1-0
Missouri S&T	W	12-4
Missouri-St. Louis	L	5-1
Central Mo.	W	2-1
Central Mo.	L	8-4

1972 (11-10)

St. Olaf	L	10-3
St. Olaf	L	8-2
Missouri State	L	7-1
Missouri State	L	6-3
UW-Milwaukee	W	3-0
UW-Milwaukee	W	8-0
Moorhead (Minn.)	L	6-5
Truman State	W	1-0
Truman State	W	2-1
CBC	W	2-1
Murray State	L	7-2
Washington U.	W	11-1
Murray State	L	4-3
NW Mo. State	W	5-0
NW Mo. State	W	2-1
Missouri S&T	L	3-2
Missouri S&T	W	8-3
Evansville	W	3-0
Evansville	L	6-0
Central Mo.	L	5-4
Central Mo.	W	2-0



YEARLY RESULTS

RECORDS



1973 (14-4)

Centenary	W	9-3
Centenary	W	6-3
Luther Coll.	W	2-1
Luther Coll.	W	4-0
CBC	W	5-2
CBC	W	4-1
Illinois-Chicago	W	5-1
Illinois-Chicago	W	8-7
Illinois Tech	W	1-0
Illinois Tech	W	6-0
Truman State	W	3-0
Truman State	W	3-1
Lincoln	W	9-2
Lincoln	L	1-0
NW Mo. State	L	3-2
NW Mo. State	L	2-1
Missouri S&T	W	2-1
Missouri S&T	L	11-2

1974 (17-13)

CBC	W	5-1
CBC	W	6-1
Western Illinois	L	3-2
Western Illinois	W	6-3
CBC	W	9-4
CBC	W	2-0
Central Mo.	L	4-3
Central Mo.	L	13-4
Missouri S&T	W	12-7
Missouri S&T	W	14-4
Missouri State	L	4-3
Missouri State	W	6-5
Quincy	L	2-0
Quincy	L	6-1
Truman State	W	1-0
Truman State	W	8-0
Memphis	L	3-1
Washington U.	W	4-3
Westminster	L	3-2
Westminster	L	3-1
Lincoln	W	2-1
Lincoln	L	5-4
NW Mo. State	L	3-1
NW Mo. State	W	6-5
Evansville	W	8-2
Evansville	L	2-0
Indiana State	W	4-3
Indiana State	W	10-0
Missouri S&T	W	9-1
Missouri S&T	L	4-1

1975 (18-9)

CBC	W	8-2
CBC	W	7-6
MacMurray	W	1-0
MacMurray	W	12-2
Illinois-Chicago	W	4-0
Illinois-Chicago	W	7-1
Winona State	W	6-2
Central Mo.	W	1-0
Central Mo.	L	3-2
Central Mo.	W	9-7
UT Martin	W	8-7
UT Martin	W	9-3
Missouri State	L	10-5
Missouri State	L	3-2
Missouri State	L	3-2
Truman State	W	6-3
Truman State	L	4-2
Washington U.	W	6-4

1976 (28-15)

Indiana State	W	4-2
Indiana State	L	3-2
Lincoln	W	12-6
Lincoln	L	2-0
Lincoln	W	10-4
NW Mo. State	L	9-4
NW Mo. State	L	3-2
Illinois State	L	4-1
Memphis	W	7-6
CBC	W	3-1
CBC	W	4-2
Carroll Coll.	W	4-1
Carroll Coll.	W	6-3
Illinois-Chicago	W	5-3
Missouri S&T	W	10-0
Missouri S&T	W	1-0
Missouri S&T	W	2-1
UT Martin	W	6-0
UT Martin	L	3-0
Central Mo.	W	6-3
Central Mo.	L	2-1
Central Mo.	W	3-2
Indiana State	L	6-4
Indiana State	L	5-4
Memphis	W	13-9
Missouri Baptist	W	6-2
Missouri Baptist	L	12-10
Lincoln	L	3-2
Lincoln	L	10-2
Lincoln	W	11-5
Missouri State	W	11-0
South Dakota State	W	8-1
Southern Illinois	L	6-3

Southern Illinois	L	4-3
Northeastern Ill.	L	3-1
Northeastern Ill.	W	4-2
Lincoln	W	16-2
Lincoln	W	11-0
Lincoln	W	17-0
Missouri Baptist	L	5-3
Missouri Baptist	L	7-3
NW Mo. State	W	4-0
NW Mo. State	W	1-0
Mankato State	W	8-3
Nebraska-Omaha	W	12-4
Nebraska-Omaha	W	4-2
Sacred Heart	W	4-3
Florida Southern	L	5-3
Livingston (Ala.)	W	9-7
SIU-Edwardsville	L	9-3

1977 (25-13)

Iowa	W	9-6
Iowa	L	14-5
Illinois-Chicago	W	5-3
Illinois-Chicago	W	4-3
NW Mo. State	L	4-1
NW Mo. State	L	4-1
NW Mo. State	L	7-4
Evansville	L	6-4
Evansville	W	10-5
Brown	L	7-5
Brown	L	7-5
Missouri S&T	W	9-1
Missouri S&T	W	6-1
Missouri S&T	W	22-16
Central Mo.	W	3-1
Central Mo.	W	4-1
Central Mo.	W	7-6
UT Martin	W	4-3
UT Martin	W	9-2
Missouri State	W	4-3
Missouri State	W	7-5
Missouri State	W	6-1
Truman State	L	4-1
Truman State	W	1-0
Truman State	W	6-0
Indiana State	L	4-1
Indiana State	W	6-5
Missouri State	L	5-4
Missouri State	L	6-5
Missouri S&T	W	1-0
Missouri S&T	W	5-1
Missouri Baptist	W	9-0
Missouri Baptist	W	11-2
Missouri State	L	6-2

1978 (14-11)

CBC	W	11-5
CBC	W	14-4
MacMurray	W	10-2
MacMurray	W	11-8
Augustana	L	12-3
Augustana	W	12-1
Missouri S&T	W	15-5
Missouri S&T	W	5-2
Evansville	L	11-6
Evansville	L	9-8
Central Mo.	L	7-4
Central Mo.	L	7-3
Central Mo.	L	1-0
Missouri State	W	7-4
Missouri State	L	4-3
Missouri State	L	6-1
Saint Louis	W	15-8
Truman State	W	7-2
Truman State	W	6-1
Truman State	W	6-5
Missouri-St. Louis	W	2-1
Missouri-St. Louis	L	5-2
Missouri Baptist	L	13-3
Missouri Baptist	L	1-0
Butler	L	2-1
Marietta	W	3-1
Olivet Coll.	L	5-4
CBC	W	1-0
CBC	W	5-1
Saint Louis	W	15-2
Saint Louis	L	9-8
Missouri S&T	W	7-5
Missouri S&T	W	5-3
Missouri-St. Louis	L	5-2
Missouri-St. Louis	L	4-0
Evansville	W	8-4
Evansville	W	8-6
Oakland City Coll.	W	5-1
Oakland City Coll.	W	16-0
Missouri State	W	7-5
Missouri State	L	5-0
Missouri S&T	L	6-0
Missouri S&T	L	9-7
Missouri Baptist	L	9-5
Missouri Baptist	W	4-3
Missouri State	L	11-0
Missouri State	W	10-8
Iowa	L	6-2
Missouri-St. Louis	L	5-2

1980 (22-17-1)

Marietta	L	4-1
Northern Kentucky	W	5-2
Olivet Coll. (Mich)	W	9-4
Wingate Coll. (N.C.)	L	6-4
Northern Kentucky	T	6-6
Oakland City	L	6-3
Oakland City	W	4-2
CBC	W	5-1
Missouri-St. Louis	L	6-5
Missouri-St. Louis	L	7-6
Western Illinois	L	3-2
Western Illinois	L	3-0
Greenville Coll.	W	5-4
Greenville Coll.	L	3-1
North Dakota	W	5-2
North Dakota	W	6-0
Millikin	W	2-1
Millikin	W	4-0
Missouri S&T	W	14-4
Missouri S&T	L	10-4
Evansville	W	16-8
Evansville	W	3-2
Missouri State	L	11-6
Missouri State	L	4-3
Lincoln	W	10-0
Lincoln	W	11-2
Indiana State	W	3-2
Indiana State	L	4-3
SIU-Edwardsville	L	5-2
SIU-Edwardsville	W	6-1
Missouri State	L	5-2
Missouri State	L	15-10
Saint Louis	L	15-12
Saint Louis	L	8-5
Missouri Baptist	W	2-1
Missouri Baptist	W	12-1
Evansville	W	4-3
Evansville	W	5-4
Lincoln	W	8-2
Evansville	W	9-0
UT Martin	L	5-3
UT Martin	W	6-4
Marietta Coll.	L	6-2
Illinois State	T	0-0
Valparaiso	W	3-2
Olivet College	W	6-3
Valparaiso	L	7-4
Saint Louis	W	8-4
Saint Louis	L	7-3
Oakland City	W	7-2
Oakland City	W	4-3
Iowa	L	6-2
Missouri-St. Louis	L	5-2

1981 (15-21-1)

OVC TOURNAMENT CHAMPIONS • 1998 • 2002 • 2016 // NCAA TOURNAMENT • 1998 • 2002 • 2016





RECORDS

YEARLY RESULTS

Missouri-St. Louis	L	12-4	SIU-Edwardsville	W	10-6	1984 (17-12)		Missouri Baptist	L	6-5	Missouri Baptist	L	13-7	
North Dakota	L	6-1	Missouri-St. Louis	W	8-7	Illinois State	L	11-1	Missouri Baptist	W	19-10	Missouri Baptist	W	9-5
North Dakota	L	6-5	Missouri-St. Louis	W	3-2	Grand View	W	2-0	Indiana State	L	2-1	Central Mo.	L	6-5
North Dakota	W	5-0	Saint Louis	W	7-3	Valparaiso	L	2-1	Indiana State	W	9-2	NW Mo. State	W	7-6
North Dakota	W	8-7	Saint Louis	L	3-2	Valparaiso	W	6-4	Augustana	W	6-2	Missouri-St. Louis	W	12-1
Missouri S&T	L	5-2	NW Mo. State	L	2-0	Grand View	L	13-3	Augustana	W	17-5	Central Mo.	L	9-3
Missouri S&T	W	2-1	NW Mo. State	L	8-0	Rhode Island	L	7-6	Missouri S&T	W	10-3	Murray State	W	13-9
Southern Illinois	L	11-3	Missouri Baptist	W	6-2	Rockford	W	14-1	Missouri S&T	W	22-3	Saint Louis	W	5-4
Missouri State	L	13-5	Missouri Baptist	W	13-2	Rockford	L	5-3	UT Martin	W	6-4	Southern Indiana	W	9-4
Missouri State	L	4-1				Missouri S&T	W	13-6	UT Martin	W	10-2	Southern Indiana	W	11-9
Indiana St. -Evans	L	11-2	1983 (29-10)			Missouri S&T	W	6-0	Missouri-St. Louis	W	7-6	SIU-Edwardsville	W	18-6
Indiana St. -Evans	L	7-2	Wingate	W	5-4	Harris-Stowe	W	19-5	Missouri-St. Louis	W	9-5	SIU-Edwardsville	L	6-4
Missouri-St. Louis	L	4-1	Marietta	W	3-1	Missouri-St. Louis	L	11-10	Northeastern Ill.	W	7-5			
Missouri-St. Louis	L	12-2	Butler	L	8-5	Missouri-St. Louis	L	5-1	Northeastern Ill.	W	9-3	1987 (28-20)		
Maryville	W	14-6	Valparaiso	W	7-0	Indiana State	L	12-5	SIU-Edwardsville	L	9-3	Union	W	8-7
Maryville	W	22-6	Saint Louis	W	14-2	Indiana State	L	9-6	SIU-Edwardsville	L	8-1	Union	L	4-1
Missouri S&T	W	12-8	Saint Louis	W	5-4	UT Martin	W	8-7	NW Mo. State	W	9-4	Slippery Rock	W	5-4
Missouri S&T	W	7-3	Oakland City	W	10-3	UT Martin	W	10-1	Missouri-St. Louis	W	15-2	Jacksonville State	L	11-7
SIU-Edwardsville	L	10-9	Oakland City	W	6-1	Lincoln	W	21-0	Missouri-St. Louis	W	15-3	Slippery Rock	W	7-4
SIE-Edwardsville	L	9-5	Lincoln	W	11-2	Lincoln	W	19-3	Harris-Stowe	W	5-1	Jacksonville State	L	7-1
Missouri Baptist	W	5-4	Lincoln	W	18-0	Missouri S&T	L	10-1	Harris-Stowe	W	10-0	Wisconsin-Stout	L	7-4
Missouri Baptist	W	2-1	Nebraska-Omaha	W	9-6	SIU-Edwardsville	W	1-0	Austin Peay	L	4-3	Livingston	L	9-0
Missouri State	L	4-3	Southern Illinois	L	8-4	SIU-Edwardsville	W	7-5	Austin Peay	W	9-8	Wisconsin-Stout	L	9-6
Missouri State	L	5-2	Missouri-St. Louis	W	4-3	Missouri Baptist	W	11-3				Livingston	W	5-0
			Missouri-St. Louis	W	3-1	Missouri Baptist	W	11-5	1986 (29-13-1)			Saint Louis	W	9-4
1982 (30-9)			Missouri S&T	W	10-1	NW Mo. State	W	1-0	Union	L	6-5	Quincy	W	7-3
Florida State	L	19-2	Missouri S&T	W	5-0	Missouri-St. Louis	L	13-0	Union	L	10-2	Quincy	W	8-5
Jacksonville State	W	2-1	Lincoln	W	10-6	NW Mo. State	L	8-7	Iowa	W	13-1	Southern Indiana	L	8-5
Marietta	L	4-3	Lincoln	W	12-7	SIU-Edwardsville	W	4-3	Iowa	W	14-13	Southern Indiana	W	7-6
Illinois State	W	9-2	UT Martin	L	5-1	SIU-Edwardsville	W	5-1	Iowa	L	21-5	Missouri	L	16-4
Lincoln	W	12-1	UT Martin	W	16-5			Iowa	L	16-6	Southwest Baptist	L	13-10	
Lincoln	W	6-3	Missouri S&T	W	14-8			Maryville	W	19-0	Southwest Baptist	W	7-4	
Indiana State	W	13-2	Missouri S&T	W	11-5	Head Coach Palmer Muench		Washington	W	13-7	Missouri-St. Louis	L	9-8	
Indiana State	L	3-2	Indiana State	W	7-1			Marietta (Ohio)	W	2-0	Missouri-St. Louis	L	10-3	
Missouri S&T	W	3-2	Indiana State	W	11-10	1985 (28-15-1)		Washington	W	13-7	SIU-Edwardsville	L	2-0	
Missouri S&T	W	3-0	SIU-Edwardsville	L	6-2	Union	W	14-2	Missouri S&T	W	12-0	SIU-Edwardsville	L	6-0
Oakland City	W	9-2	SIU-Edwardsville	W	7-5	Union	W	6-2	Missouri S&T	W	15-1	McKendree	W	10-6
Oakland City	W	22-1	Missouri-St. Louis	L	4-0	Murray State	W	9-7	Southern Indiana	W	8-2	McKendree	W	8-0
North Dakota	W	4-3	Missouri-St. Louis	W	10-1	Marietta	L	4-2	Southern Indiana	W	10-5	Missouri S&T	W	4-1
North Dakota	W	5-1	NW Mo. State	W	7-4	Illinois State	L	7-2	Southern Illinois	W	13-10	Missouri S&T	W	9-3
North Dakota	W	9-0	NW Mo. State	L	12-2	Grandview	L	8-3	Southern Illinois	T	5-5	Southwest Baptist	W	7-5
North Dakota	W	12-1	NW Mo. State	L	11-10	Troy	L	7-6	Missouri-St. Louis	W	6-5	Southwest Baptist	W	13-4
Missouri-St. Louis	L	19-9	Missouri Baptist	W	3-2	Marietta	W	6-2	Missouri-St. Louis	L	4-3	Missouri Baptist	W	3-1
Missouri-St. Louis	W	8-6	Missouri Baptist	W	7-1	Illinois State	T	7-7	Concordia Coll.	W	4-1	Missouri Baptist	L	5-3
Lindenwood	W	9-0	Indiana State	L	3-2	Iowa	L	8-4	Concordia Coll.	W	10-0	Missouri-St. Louis	W	3-2
Lindenwood	W	12-2	Indiana State	W	6-5	Iowa	L	8-2	Missouri Baptist	L	4-3	Missouri-St. Louis	W	5-1
Lincoln	W	5-2	Oakland City	W	15-6	Missouri S&T	W	2-1	Missouri Baptist	W	8-3	Missouri S&T	W	3-1
Lincoln	W	6-0	Oakland City	W	7-6	Missouri S&T	L	5-4	Saint Louis	W	16-5	Missouri S&T	L	5-1
Millikin	W	10-5	NCAA Midwest Regional			Memphis	W	8-4	Missouri S&T	W	10-9	McKendree	W	5-4
Millikin	W	15-7	Edwardsville, Ill.			Memphis	L	10-5	Missouri S&T	W	14-4	McKendree	W	11-4
Millikin	W	21-2	Mankato State	L	1-0	Southern Illinois	W	9-4	Quincy	W	12-0	Truman State	W	10-1
Maryville	L	6-3	SIU-Edwardsville	L	13-2	Southern Illinois	L	10-5	Quincy	W	12-2	NW Mo. State	W	5-3
Maryville	W	10-3				Missouri-St. Louis	W	24-2	Missouri	L	6-5	NW Mo. State	W	7-1
Missouri S&T	W	13-4				Missouri-St. Louis	L	10-6	Missouri	W	5-0	Missouri Baptist	W	8-6
Missouri S&T	W	14-2				Saint Louis	W	8-4	Missouri-St. Louis	L	9-4	Missouri Baptist	L	9-3
SIU-Edwardsville	L	5-4				Saint Louis	W	4-0	Missouri-St. Louis	L	10-1	Southern Illinois	L	7-1



YEARLY RESULTS

RECORDS



Saint Louis	W 16-9	Union	W 13-2	Missouri-St. Louis	T 5-5	Southern Indiana	L 8-2	Southern Indiana	L 13-11
Southern Indiana	L 8-7	Lincoln	W 9-3	Murray State	L 14-1	Missouri Southern	L 10-2	Southern Indiana	L 11-7
Southern Indiana	L 4-2	Lincoln	W 9-5	Missouri Southern	L 8-0	Missouri Southern	W 4-1	Tennessee Tech	W 11-3
Southern Illinois	W 6-5	Southern Illinois	L 12-7	Missouri Southern	L 4-2	Missouri Southern	W 8-2	Tennessee Tech	W 5-4
SIU-Edwardsville	L 8-1	Quincy	W 11-1	Southwest Baptist	W 15-4	Arkansas State	W 6-5	Tennessee Tech	W 7-6
SIU-Edwardsville	W 5-3	Quincy	W 15-2	Southwest Baptist	W 7-0	Washburn	W 2-1	Southern Illinois	W 6-5
		Southern Indiana	W 8-4	Southern Indiana	L 6-5	Missouri Southern	L 5-3	Missouri	L 17-0
		Southern Indiana	L 9-8	Southern Indiana	L 13-3	Washburn	L 6-5	Missouri	L 16-0
1988 (19-23)		Southwest Baptist	W 11-1	Missouri S&T	W 3-1	Quincy	W 12-4	Missouri	L 7-6
Murray State	W 11-5	Southwest Baptist	W 8-2	Missouri S&T	L 3-2	Quincy	L 5-2	OVC Tournament	
Florida Southern	L 13-0	Missouri-St. Louis	W 5-3	Southern Illinois	L 12-1	McKendree	W 5-3	Austin Peay	W 3-1
Eckerd	L 10-4	Missouri-St. Louis	L 6-3	Lincoln	W 7-0	McKendree	W 3-2	Middle Tennessee	L 14-2
Eckerd	L 12-1	Missouri S&T	W 6-0	Lincoln	W 7-0			Austin Peay	L 6-4
Tampa	L 23-0	Missouri S&T	W 2-1	Southern Indiana	W 4-1	NCAA Division I Era			
Washington	W 7-2	Lincoln	L 9-4	Southern Indiana	L 14-3	1992		1993	
Washington	W 4-0	Lincoln	W 17-7	Lincoln	L 2-1	Overall: 22-27		Overall: 13-27	
McKendree	L 9-1	Lincoln	L 12-6	Lincoln	W 15-3	OVC: 13-7		OVC: 9-10	
McKendree	L 12-5	Austin Peay	W 8-2	Missouri Southern	L 5-4	Overall: 22-27		South Florida	L 6-3
McKendree	W 5-2	Southwest Baptist	W 6-1	Missouri Southern	W 4-2	OVC: 13-7		South Florida	L 11-3
Southern Indiana	W 4-3	Southwest Baptist	L 15-10	Southwest Baptist	W 14-8	Arkansas State	L 9-1	Long Island	L 8-4
Quincy	L 2-1	Murray State	W 5-3	Southwest Baptist	W 18-5	Memphis	L 12-8	South Florida	L 11-2
Quincy	W 9-3	Missouri-St. Louis	W 12-5	Missouri-St. Louis	L 8-4	Memphis	L 11-3	St. Joseph's (Pa.)	L 14-8
Lincoln	W 5-3	Missouri-St. Louis	L 15-3	Murray State	L 8-1	UT Martin	L 9-7	Southern Miss.	W 3-2
Lincoln	W 5-2	Austin Peay	L 10-6			Kansas	L 17-1	Southern Miss.	L 4-1
McKendree	L 9-7	Missouri S&T	W 4-2	1991 (25-18)		Kansas	L 14-3	Morehead State	L 16-4
McKendree	L 11-5	Missouri S&T	W 7-4	Memphis	L 8-7	Kansas	L 14-1	Morehead State	L 4-1
Arkansas State	W 4-2	Southern Indiana	L 14-4	Union	L 11-4	Columbus Coll.	L 2-0	Morehead State	L 4-3
Arkansas State	W 2-1	Southern Indiana	W 6-2	Union	L 10-7	Columbus Coll.	W 4-2	Murray State	L 4-2
Southwest Baptist	W 12-3	McKendree	W 5-3	Arkansas State	W 9-4	Columbus Coll.	L 10-2	Murray State	W 8-0
Southwest Baptist	L 9-6	McKendree	L 7-5	Lincoln	W 6-2	William Jewell	W 6-4	UT Martin	L 5-1
Missouri-St. Louis	L 6-0	Central Mo.	W 5-4	Lincoln	W 3-0	Quincy	W 9-1	Tennessee Tech	L 5-1
Missouri-St. Louis	W 3-2	Missouri-St. Louis	L 12-6	Norfolk State	W 11-1	Middle Tennessee	L 10-1	Tennessee Tech	W 4-3
Southern Illinois	L 15-3	NW Mo. State	W 11-7	Armstrong State	W 15-11	Middle Tennessee	W 1-0	Tennessee Tech	L 3-1
Missouri S&T	W 10-1	McKendree	W 2-1	Savannah State	W 17-3	Northeastern Ill.	L 11-2	Eastern Kentucky	L 5-4
Missouri S&T	L 7-2	McKendree	L 9-5	Armstrong State	W 6-2	Northeastern Ill.	L 10-4	Eastern Kentucky	L 11-5
Southwest Baptist	W 18-0	Arkansas State	W 3-2	Sacred Heart	W 11-5	Austin Peay	W 3-1	Southern Indiana	L 9-8
Southwest Baptist	W 6-4	Arkansas State		William Jewell	L 8-5	Austin Peay	L 7-6	Southern Indiana	L 3-0
Missouri-St. Louis	W 6-2			Southern Illinois	L 7-4	Austin Peay	L 13-11	Southern Illinois	L 9-8
Missouri-St. Louis	L 12-8	1990 (19-21-1)		Missouri-St. Louis	W 15-2	UT Martin	L 5-4	Tennessee State	W 12-1
Missouri S&T	W 9-3	Valdosta State	L 8-3	Missouri-St. Louis	W 5-4	McKendree	W 5-0	Tennessee State	W 10-2
NW Mo. State	L 10-5	Valdosta State	L 10-3	North Alabama	L 4-3	McKendree	W 8-1	Tennessee State	W 11-0
Missouri-St. Louis	L 11-5	St. Anselm	W 5-2	North Alabama	L 5-4	Murray State	W 6-5	Arkansas State	W 12-4
Southern Illinois	L 6-0	Norfolk State	L 11-6	Southern Indiana	L 5-3	Murray State	L 4-2	Arkansas State	L 5-1
SIU-Edwardsville	L 12-11	St. Augustine's	W 8-4	Southern Indiana	L 2-1	Murray State	W 12-1	Southern Illinois	L 10-3
SIU-Edwardsville	L 2-1	McKendree	L 6-3	Southern Indiana	W 13-0	Arkansas State	W 11-7	Austin Peay	W 6-5
Southern Indiana	L 9-1	McKendree	W 6-3	Missouri S&T	W 5-3	Eastern Kentucky	L 6-3	Austin Peay	W 2-1
Southern Indiana	W 6-3	Union	L 12-4	Missouri S&T	W 16-7	Eastern Kentucky	W 9-0	Austin Peay	W 1-0
		Union	W 11-4	Lincoln	W 13-1	Eastern Kentucky	L 8-4	UT Martin	W 12-5
1989 (27-17)		William Jewell	W 9-1	Lincoln	W 14-4	Tennessee State	W 5-3	Northeastern Ill.	L 3-1
Western Michigan	W 13-9	Arkansas State	W 13-0	Pittsburgh State	L 3-2	Tennessee State	W 7-1	Northeastern Ill.	W 4-1
Tampa	L 5-2	Arkansas State	L 9-3	Pittsburgh State	W 2-1	Tennessee State	W 17-3	Missouri State	L 5-4
Tampa	L 12-1	Southern Illinois	W 10-4	Pittsburgh State	W 5-1	Missouri State	L 6-1	Missouri State	L 6-1
Eastern Michigan	L 9-5	McKendree	W 6-2	Southern Illinois	L 5-4	Missouri State	W 13-10	Memphis	L 9-1
St. Leo	W 12-4	McKendree	L 12-1	Southwest Baptist	W 4-1	Morehead State	L 3-0	Mid. Tennessee St.	W 2-1
Eckerd	L 4-3	Illinois State	L 11-4	Murray State	L 3-2	Morehead State	W 1-0	Mid. Tennessee St.	L 2-1
Vanderbilt	L 21-7	Illinois State	W 13-8	Murray State	L 1-0	Morehead State	W 2-1		
Union	W 9-5	Missouri-St. Louis							

OVC TOURNAMENT CHAMPIONS • 1998 • 2002 • 2016 // NCAA TOURNAMENT • 1998 • 2002 • 2016





RECORDS

YEARLY RESULTS

Mid. Tennessee St. L 9-4 **Head Coach**
Memphis L 4-1 **Mark Hogan**

1994

Overall: 23-27
OVC: 11-9

Memphis	L	6-4
Southern Miss.	L	13-5
Southern Miss.	L	12-4
Southern Miss.	W	9-8
Western Kentucky	L	5-2
Arkansas State	L	6-4
Kansas	L	19-5
Kansas	L	5-4
Kansas	L	7-1
Delaware St.	W	5-0
Mary. Eastern Shore	W	4-3
Florida State	L	15-3
Florida State	L	13-3
Florida A&M	W	14-5
Northeastern Ill.	L	2-1
Northeastern Ill.	W	3-0
Northeastern Ill.	L	12-10
Southern Indiana	W	6-5
Southern Indiana	W	6-4
Iowa	W	4-3
Iowa	W	2-1
Southern Illinois	W	4-2
Morehead State	W	4-1
Morehead State	W	9-7
Morehead State	L	7-6
Mid. Tennessee St.	W	11-4
Mid. Tennessee St.	L	8-6
Mid. Tennessee St.	W	3-2
Tennessee Tech	L	11-4
Tennessee Tech	W	5-2
Missouri State	L	3-1
Missouri State	L	5-1
Southern Illinois	W	11-9
UT Martin	L	3-1
UT Martin	W	5-3
UT Martin	W	10-5
Memphis	W	2-1
Austin Peay	L	7-6
Austin Peay	W	6-0
Austin Peay	L	6-5
Arkansas State	L	6-2
Saint Louis	L	7-3
Eastern Kentucky	W	3-0
Eastern Kentucky	L	6-2
Eastern Kentucky	L	10-6
Missouri State	L	8-6
Missouri State	L	7-0
Murray State	L	6-2
Murray State	W	2-1
Murray State	W	4-2

1995

Overall: 32-21
OVC: 14-6

Memphis	W	13-6
Western Kentucky	W	13-11
Missouri	W	5-4
Northern Iowa	W	9-7
Northern Iowa	W	10-7
Memphis	W	2-0
Illinois State	W	10-5
Illinois State	L	12-5
Illinois State	L	13-6
Southern Miss.	L	11-2
South Alabama	W	14-12
South Alabama	L	5-3
South Alabama	L	17-14
Eastern Illinois	L	3-2
Eastern Illinois	W	10-4
Eastern Illinois	W	6-5
Missouri	L	11-1
Missouri State	W	12-6
Missouri State	L	13-5
Middle Tennessee	L	5-0
Middle Tennessee	L	2-1
Middle Tennessee	L	6-4
Western Kentucky	L	10-4
Southern Illinois	W	17-2
Tennessee Tech	W	5-1
Tennessee Tech	W	6-1
Tennessee Tech	W	8-7
Arkansas State	L	9-5
Oral Roberts	L	8-5
Oral Roberts	W	5-3
UT Martin	W	9-4
UT Martin	W	14-12
UT Martin	W	15-8
Arkansas	L	10-6
Austin Peay	W	4-2
Austin Peay	L	6-5
Austin Peay	W	4-1
Northeastern Ill.	W	8-3
Northeastern Ill.	W	4-0
Saint Louis	L	3-2
Eastern Kentucky	L	2-0
Eastern Kentucky	W	9-4
Washington U.	W	10-2
Murray State	W	5-4
Murray State	L	3-0
Morehead State	W	4-3
Morehead State	W	5-2
Morehead State	W	9-8
Eastern Kentucky	W	7-4
Middle Tennessee	W	14-4

Middle Tennessee L 6-5
Middle Tennessee L 6-4

1996

Overall: 25-23-1
OVC: 11-8-1

Memphis	L	15-7
UALR	W	11-5
Northeastern Ill.	L	5-4
Northeastern Ill.	W	9-1
Northeastern Ill.	W	16-15
Northeastern Ill.	W	10-2
Tulane	W	9-8
Tulane	L	7-6
Tulane	L	14-9
South Alabama	L	10-0
South Alabama	W	6-5
Western Illinois	W	3-1
Western Illinois	W	8-5
Western Illinois	W	18-3
Mississippi	L	7-6
Tennessee Tech	L	6-1
Tennessee Tech	W	6-3
Tennessee Tech	L	4-0
Missouri	L	8-7
UT Martin	W	7-5
UT Martin	L	4-2
UT Martin	T	5-5
Arkansas	L	8-3
Austin Peay	W	13-0
Austin Peay	W	9-4
Austin Peay	L	7-1
Missouri	L	7-2
Missouri-St. Louis	L	7-6
Eastern Kentucky	W	6-5
Eastern Kentucky	L	4-0
Eastern Kentucky	W	4-1
Memphis	W	4-2
Arkansas State	L	9-7
Saint Louis	L	8-7
Oral Roberts	L	6-0
Oral Roberts	W	6-4
Memphis	W	12-1
Middle Tennessee	W	5-2
Middle Tennessee	L	7-6
Middle Tennessee	W	12-4
UALR	L	10-9
Missouri	W	14-10
UT Martin	W	15-5
UT Martin	W	16-8
UT Martin	W	6-3
Missouri	L	12-2
Morehead State	W	9-1
Morehead State	L	8-3
Morehead State	L	4-0

1997

Overall: 24-33
OVC: 11-13

Memphis	L	8-3
Memphis	L	7-5
Bradley	W	10-0
Bradley	W	3-2
Bradley	L	12-10
Mississippi St.	L	13-3
Mississippi St.	L	10-4
Northern Iowa	W	3-2
Northern Iowa	L	4-1
Missouri Baptist	L	4-2
Missouri State	L	10-5
Missouri State	L	4-1
Murray State	L	5-4
Murray State	W	3-2
Murray State	L	9-8
Wichita State	L	11-4
Wichita State	W	14-6
Tennessee Tech	L	6-3
Tennessee Tech	W	3-2
Tennessee Tech	L	10-2
Saint Louis	W	19-8
Eastern Kentucky	L	24-2
Eastern Kentucky	L	3-2
Eastern Kentucky	W	10-7
Oklahoma St.	L	9-7
Oklahoma St.	L	10-5
Eastern Illinois	W	11-10
Eastern Illinois	W	8-4
Eastern Illinois	W	6-5
Saint Louis	L	9-3
Austin Peay	W	10-7
Austin Peay	W	3-2
Austin Peay	L	4-0
Southern Illinois	W	9-4
Arkansas State	L	4-3
Oral Roberts	L	12-4
Oral Roberts	W	7-2
Oral Roberts	W	14-4
Austin Peay	L	5-3
Arkansas State	W	3-0
Middle Tennessee	L	12-3
Middle Tennessee	L	10-9
Middle Tennessee	L	12-6
UALR	W	10-7
Missouri	L	4-2
UT Martin	L	6-0
UT Martin	L	8-7
UT Martin	W	5-4
Missouri	L	11-10
Morehead State	L	5-2
Morehead State	L	9-7
Morehead State	W	10-8

OVC Tournament

Eastern Illinois	W	6-5
Middle Tennessee	W	4-0
Tennessee Tech	W	9-5
Tennessee Tech	L	10-8
Tennessee Tech	L	8-4
1998		
Overall: 32-24		
OVC: 15-9		
Mississippi	L	7-4
Mississippi	L	4-3
Mississippi	L	15-9
Iowa State	W	10-2
Iowa State	W	7-0
Iowa State	L	6-5
Memphis	L	6-5
Southern Illinois	L	9-7
Bradley	W	9-2
Bradley	W	2-1
Southern Illinois	W	11-5
Murray State	W	9-5
Murray State	W	19-0
Murray State	L	12-3
Memphis	W	7-0
Tennessee Tech	L	2-1
Tennessee Tech	W	13-6
Tennessee Tech	L	7-2
Eastern Kentucky	W	3-2
Eastern Kentucky	W	7-1
Eastern Kentucky	L	8-4
Missouri-St. Louis	W	13-3
Missouri State	W	18-17
Missouri State	W	5-4
Eastern Illinois	L	6-4
Eastern Illinois	W	5-4
Eastern Illinois	L	4-3
McKendree	W	13-1
Missouri Baptist	W	8-0
Austin Peay	W	5-1
Austin Peay	W	1-0
Austin Peay	W	6-3
Arkansas State	L	5-4
Georgia Tech	L	13-2
Georgia Tech	L	14-4
Georgia Tech	L	6-5
Missouri	L	11-8
Middle Tennessee	W	10-9
Middle Tennessee	L	10-7
Middle Tennessee	W	8-4
Saint Louis	L	8-5
UALR	W	17-5
UT Martin	W	4-3
UT Martin	W	13-0
UT Martin	W	11-7
Missouri	L	12-6



YEARLY RESULTS

RECORDS



Morehead State	L	2-1	UT Martin	W	11-2	Arkansas State	W	7-4	UT Martin	W	18-9	Austin Peay	W	14-9
Morehead State	W	6-1	Belmont	L	12-8	Murray State	L	5-4	UT Martin	L	8-6	Austin Peay	W	8-6
Morehead State	L	4-3	Morehead State	W	10-2	Murray State	W	4-1	Missouri	L	8-5	Austin Peay	W	6-2
OVC Tournament														
Morehead State	W	10-9	Morehead State	W	12-2	Murray State	L	9-3	Southern Illinois	W	19-1	Saint Louis	W	5-4
Eastern Kentucky	W	12-8	Murray State	L	9-3	Tennessee Tech	L	10-9	Missouri State	W	11-9	Tennessee Tech	W	7-2
Eastern Illinois	W	15-11	Murray State	W	8-5	Tennessee Tech	W	8-5	Austin Peay	W	11-0	Tennessee Tech	L	9-2
NCAA Regional														
Southern	W	5-4	Saint Louis	W	6-5	Missouri	W	15-11	Austin Peay	W	4-3	Missouri	W	5-2
Southern	W	10-3	Tennessee Tech	L	2-0	Eastern Kentucky	W	9-6	Tennessee Tech	W	3-1	Eastern Illinois	W	9-2
Wichita State	L	7-4	Tennessee Tech	W	10-4	Eastern Kentucky	W	10-4	Tennessee Tech	W	7-3	Eastern Illinois	W	7-1
Georgia Tech	L	14-5	Tennessee Tech	W	14-6	Eastern Kentucky	L	11-4	Memphis	W	11-0	Eastern Illinois	L	8-4
OVC Tournament														
1999			Eastern Kentucky	L	13-6	Austin Peay	L	3-2	Memphis	L	13-3	Arkansas	W	5-1
Overall: 27-27			Middle Tennessee	L	6-4	Eastern Kentucky	W	13-0	Eastern Illinois	W	6-2	Morehead State	W	9-3
OVC: 15-8						Middle Tennessee	L	11-4	Eastern Illinois	L	9-7	Morehead State	W	9-2
Creighton	W	3-2	2000						Eastern Illinois	L	12-5	Morehead State	L	16-10
Creighton	L	3-2	Overall: 37-17			2001			OVC Tournament					
Creighton	L	11-1	OVC: 17-6			Overall: 34-20			Austin Peay	L	9-4	Morehead State	W	9-6
Mississippi	L	6-4	Arkansas	L	4-3	OVC: 15-6			Eastern Illinois	L	2-1	Murray State	L	4-3
Mississippi	W	1-0	Arkansas	L	3-1	Iowa State	W	5-4	OVC Tournament					
Northern Iowa	L	13-12	Arkansas	W	8-7	Iowa State	W	3-2	2002			Austin Peay	W	7-5
Northern Iowa	L	12-9	Martin Methodist	W	3-2	Iowa State	W	3-0	Overall: 37-20			Tennessee Tech	W	9-2
Northern Iowa	L	10-3	Iowa State	W	11-4	Mississippi	L	1-0	OVC: 16-5			Tennessee Tech	W	13-1
SIU-Edwardsville	L	4-2	Iowa State	W	4-0	Mississippi	L	14-3	2003			NCAA Regional		
Arkansas State	L	4-2	Iowa State	W	4-3	Mississippi	W	5-2	Overall: 31-20			Alabama	W	7-4
Northern Illinois	W	6-5	Memphis	W	9-4	Jackson State	W	13-4	OVC: 14-6			Florida Atlantic	L	12-6
Northern Illinois	W	10-0	Missouri State	W	11-6	South Alabama	L	2-1	2004			Alabama	L	7-4
Northern Illinois	W	7-2	Missouri State	W	5-3	South Alabama	L	6-1	Overall: 37-20					
UT Martin	W	12-7	Mississippi	L	5-1	Arkansas State	W	7-0	OVC: 16-5					
UT Martin	L	7-6	Mississippi	L	7-4	Harris-Stowe	W	7-0	2005					
Missouri-St. Louis	L	12-1	Missouri	W	14-8	Central Oklahoma	W	7-0	Overall: 31-20					
Eastern Kentucky	W	1-0	UT Martin	W	13-4	Oklahoma State	L	10-7	OVC: 14-6					
Eastern Kentucky	W	11-4	UT Martin	W	6-0	Princeton	L	12-4	2006					
Eastern Kentucky	L	12-5	Memphis	W	12-9	Arkansas State	W	6-4	Overall: 37-20					
Memphis	W	4-3	Eastern Illinois	L	2-1	Morehead State	L	4-3	OVC: 16-5					
Eastern Illinois	W	7-2	Eastern Illinois	W	16-7	Morehead State	W	8-6	2007					
Eastern Illinois	L	7-0	Westminster	W	15-1	Morehead State	W	5-1	Overall: 31-20					
Eastern Illinois	W	5-2	Austin Peay	W	4-1	Lipscomb	L	3-2	OVC: 14-6					
Missouri State	L	10-2	Austin Peay	W	10-3	Lipscomb	W	7-1	2008					
Missouri State	L	8-1	Austin Peay	W	12-7	William Woods	W	24-3	Overall: 37-20					
Austin Peay	L	7-2	Belmont	L	3-1	Belmont	W	3-1	OVC: 16-5					
Austin Peay	L	8-6	Belmont	L	1-0	Belmont	W	11-10	2009					
UALR	W	15-3	Southern Illinois	W	8-6	Saint Louis	W	13-1	Overall: 31-20					
Southern Illinois	L	6-5	Middle Tennessee	W	3-2	Saint Louis	W	10-6	OVC: 14-6					
Belmont	W	5-4	Middle Tennessee	W	2-0	Murray State	L	6-5	2010					
Belmont	W	9-4	Middle Tennessee	L	8-5	Murray State	W	3-2	Overall: 37-20					
Belmont	W	5-3	Missouri Baptist	L	5-4	Murray State	W	7-3	OVC: 16-5					
Missouri	L	8-4	Saint Louis	L	5-4	Missouri	L	7-4	2011					
Middle Tennessee	W	10-2	UT Martin	W	8-7	Southern Illinois	W	11-5	Overall: 31-20					
Middle Tennessee	W	4-0	UT Martin	W	8-5	Eastern Kentucky	W	8-2	OVC: 14-6					
Middle Tennessee	L	9-6	UT Martin	W	16-0	Eastern Kentucky	W	7-0	2012					
Saint Louis	L	9-7	Arkansas State	W	10-9	Eastern Kentucky	L	9-2	Overall: 37-20					
Southern Illinois	L	14-11	Southern Illinois	W	19-17	Memphis	W	14-4	OVC: 16-5					
UT Martin	W	11-2	Morehead State	W	11-1	Memphis	L	13-5	2013					
UT Martin	W	6-0	Morehead State	W	7-0	UT Martin	W	7-0	Overall: 31-20					
			Morehead State	W	3-2				OVC: 14-6					

OVC TOURNAMENT CHAMPIONS • 1998 • 2002 • 2016 // NCAA TOURNAMENT • 1998 • 2002 • 2016

FOLLOW THE REDHAWKS AT GOSOUTHEAST.COM





RECORDS

YEARLY RESULTS

Arkansas State	W	7-6	Free-Hardeman	W	12-4	Arkansas State	L	9-0	Missouri State	L	5-2	Illinois State	L	8-2
Middle Tennessee	L	11-9	Samford	W	7-5	Jacksonville State	L	6-3	UT Martin	L	3-2	Illinois State	L	5-4
Eastern Illinois	L	5-1	Samford	W	9-1	Jacksonville State	W	3-0	UT Martin	L	2-1	Bethel Coll.	W	4-2
Eastern Illinois	L	5-4	Samford	W	12-8	Jacksonville State	L	8-7	UT Martin	L	1-0	Ark.-Pine Bluff	W	5-0
Eastern Illinois	W	22-9	Saint Louis	L	6-4	Saint Louis	W	3-2	Missouri	W	3-2	Ark.-Pine Bluff	W	8-3
Kansas State	W	9-5	Austin Peay	L	3-2	Missouri	W	8-5	Murray State	W	1-0	Ark.-Pine Bluff	W	19-0
Austin Peay	W	9-3	Austin Peay	L	15-4	Samford	L	13-5	Murray State	W	5-0	Central Arkansas	W	12-5
Austin Peay	L	4-2	Austin Peay	W	9-7	Samford	W	3-1	Murray State	W	7-0	Central Arkansas	L	13-11
Austin Peay	W	8-6	Southern Illinois	L	9-6	Samford	L	4-2	Saint Louis	L	11-10	UT Martin	W	7-6
Missouri	L	11-10	Eastern Illinois	L	6-5	Missouri	L	10-2	Southern Illinois	W	13-11	UT Martin	W	7-5
UT Martin	W	9-1	Eastern Illinois	L	6-5	Austin Peay	W	6-4	Jacksonville State	L	9-3	UT Martin	W	18-8
UT Martin	W	14-2	Eastern Illinois	W	4-3	Austin Peay	L	5-3	Jacksonville State	W	8-6	Freed-Hardeman	W	5-0
UT Martin	W	20-5	Eastern Kentucky	L	11-4	Austin Peay	L	11-2	Jacksonville State	L	21-7	Freed-Hardeman	W	27-16
Missouri State	L	3-1	Eastern Kentucky	L	3-0	Arkansas State	L	3-2	Southern Illinois	L	8-5	Murray State	W	6-5
Missouri State	L	11-5	Morehead State	W	10-5	Eastern Illinois	W	9-4	Missouri	W	9-5	Murray State	W	17-3
Morehead State	W	11-4	Morehead State	W	3-1	Eastern Illinois	W	7-2	Samford	L	6-5	Murray State	L	6-5
Morehead State	W	22-8	Morehead State	W	17-10	Eastern Illinois	W	5-3	Samford	W	7-4	Missouri State	L	16-3
Morehead State	L	7-5	Arkansas State	W	6-4	Southern Illinois	L	7-3	Samford	L	8-6	Missouri State	L	9-5
Murray State	W	13-8	Tennessee Tech	W	5-3	Eastern Kentucky	L	3-2	Austin Peay	L	7-4	Jacksonville State	L	4-3
Murray State	W	10-4	Tennessee Tech	W	3-2	Eastern Kentucky	L	12-11	Austin Peay	W	8-4	Jacksonville State	W	5-3
Murray State	W	6-0	Tennessee Tech	L	11-4	Eastern Kentucky	L	3-1	Austin Peay	L	7-2	Jacksonville State	W	3-2
OVC Tournament			Missouri	L	12-11	Evansville	L	13-6	Kansas	L	6-0	Southern Illinois	L	7-2
Eastern Kentucky	L	12-6	UT Martin	W	9-2	Morehead State	W	8-7	Missouri	L	14-3	Samford	W	4-0
Austin Peay	W	4-0	UT Martin	W	12-4	Morehead State	L	3-0	Eastern Illinois	L	7-6	Samford	W	9-0
Murray State	L	4-3	UT Martin	L	17-16	Morehead State	W	16-4	Eastern Illinois	L	5-1	Samford	L	2-1
2004			OVC Tournament			Tennessee Tech	W	20-10	Eastern Illinois	W	4-3	Southern Illinois	W	9-7
Overall: 29-28			Eastern Illinois	L	18-9	Tennessee Tech	W	10-1	Eastern Kentucky	W	11-2	Austin Peay	L	4-2
OVC: 15-11			Austin Peay	W	6-1	Tennessee Tech	W	16-12	Eastern Kentucky	L	8-3	Austin Peay	L	4-0
Oklahoma	L	7-1	Eastern Kentucky	W	9-7	Missouri State	L	10-2	Eastern Kentucky	L	6-5	Austin Peay	W	16-14
Oklahoma	L	11-5	Jacksonville State	W	7-6	Missouri State	L	11-6	Morehead State	L	7-4	Memphis	L	12-6
Oklahoma	L	10-2	Jacksonville State	L	5-1	UT Martin	W	6-4	Morehead State	L	4-0	Memphis	L	19-8
Arkansas State	W	12-9	2005			UT Martin	W	4-2	Morehead State	W	13-7	Eastern Illinois	W	10-5
Mississippi	L	8-1	Overall: 24-32			UT Martin	W	4-3	Saint Louis	W	7-6	Eastern Illinois	L	14-4
Mississippi	L	15-6	OVC: 15-12			OVC Tournament	L	4-3	Tennessee Tech	W	10-5	Eastern Illinois	W	10-4
Brescia U.	W	6-0	Tulane	L	9-0	Morehead State	L	6-1	Tennessee Tech	L	9-5	Eastern Kentucky	W	1-0
Brescia U.	W	8-0	Tulane	L	6-3	2006			Tennessee Tech	W	21-10	Eastern Kentucky	L	2-1
Saint Louis	W	7-4	Tulane	L	9-3	Overall: 23-33			Eastern Illinois	W	7-6	Morehead State	W	4-3
Alabama	L	10-1	Southeastern La.	W	5-2	OVC: 11-16			Samford	L	11-5	Morehead State	L	9-8
Alabama	L	2-0	Southeastern La.	L	6-2	Arkansas State	L	4-3	Austin Peay	W	10-9	Tennessee Tech	L	6-5
Alabama	L	20-0	Southeastern La.	W	14-7	McNeese State	W	8-1	Eastern Kentucky	L	14-10	Tennessee Tech	W	9-2
Central Michigan	W	7-5	Saint Louis	W	8-3	McNeese State	L	7-6	2007			Tennessee Tech	L	9-6
Central Michigan	W	7-2	Bradley	L	1-0	McNeese State	L	10-0	Overall: 32-24			OVC Tournament		
Missouri State	W	5-2	Bradley	L	6-1	McNeese State	L	7-5	OVC: 16-10			Murray State	W	10-7
Missouri State	W	8-2	Bradley	L	8-3	Jackson State	W	7-5	Jackson State	W	7-4	Jacksonville State	L	15-2
Missouri State	L	6-2	South Dakota State	W	7-2	Jackson State	W	8-7	Jackson State	W	2-0	Samford	L	5-1
Southern Illinois	L	6-5	Southern Illinois	W	7-3	Jackson State	W	9-6	Jackson State	W	5-1			
Missouri	L	6-3	Freed-Hardeman	W	8-1	Evansville	L	7-6	Jackson State	L	12-10			
Murray State	W	19-5	Mississippi	L	6-5	Southeastern La.	L	8-0	South Dakota State	L	5-2			
Murray State	W	6-2	Mississippi	L	3-0	Indiana State	L	8-1	South Dakota State	W	7-4			
Murray State	L	16-3	Central Michigan	L	4-2	Indiana State	L	10-6	South Dakota State	W	1-0			
Oklahoma State	L	10-8	Central Michigan	W	4-3	South Dakota State	W	5-1	Cleveland State	W	3-1			
Oklahoma State	W	4-2	Central Michigan	L	5-3	South Dakota State	W	6-5	Cleveland State	W	5-1			
Jacksonville State	L	12-2	Murray State	L	7-6	South Dakota State	L	8-5	Arkansas State	L	6-5			
Jacksonville State	W	10-3	Murray State	W	15-10	Memphis	L	5-1	Saint Louis	W	5-2			
Jacksonville State	L	15-14	Murray State	L	7-6	Memphis	L	15-1	Illinois State	L	8-5			



RECORDS



2008			2009			2010			OVC Tournament			Eastern Illinois		W	9-6		
Overall: 26-26			Overall: 26-25			Overall: 30-25			Eastern Illinois			L	10-5	Eastern Illinois		W	8-7
OVC: 12-13			OVC: 12-11			OVC: 13-9			Murray State			L	13-9	OVC Tournament			
Ark.-Pine Bluff	L	4-2	Alabama	L	5-1	Auburn	W	13-8				Jacksonville State			L	2-8	
Ark.-Pine Bluff	W	13-2	Alabama	W	8-3	Auburn	L	9-8	2011			UT Martin			W	12-7	
Ark.-Pine Bluff	W	15-3	Alabama	W	8-4	Auburn	L	6-1	Overall: 34-22			Tennessee Tech			W	6-1	
Northern Colorado	L	4-1	Lyon	W	11-6	Fort Wayne	W	5-0	OVC: 14-8			Jacksonville State			L	12-15	
Northern Colorado	L	4-2	Purdue	W	13-10	Fort Wayne	W	3-2	La.-Laffayette			W	4-2				
Northern Colorado	L	7-3	Purdue	L	9-2	Fort Wayne	W	6-5	La.-Laffayette			W	9-1	2012			
Northern Colorado	W	14-13	Saint Louis	W	6-5	Saint Louis	L	10-6	La.-Laffayette			L	2-4	Overall: 23-36			
Lyon	W	6-0	St. Catharine	L	11-9	Michigan State	L	8-7	Harris-Stowe			W	3-0	OVC: 12-15			
Saint Louis	L	9-5	Northern Iowa	L	3-1	Mississippi State	L	3-2	Ball State			W	12-7	Dallas Baptist	L	2-3	
Memphis	W	9-8	Northern Iowa	W	20-8	Mississippi State	L	10-7	Ball State			L	2-6	Dallas Baptist	L	6-7	
Memphis	W	6-5	Northern Iowa	W	7-6	Michigan State	L	9-0	Ball State			W	22-8	Dallas Baptist	L	1-3	
Memphis	L	2-0	Northern Iowa	L	11-5	Missouri State	W	12-11	Central Arkansas			W	6-5	Harris-Stowe	W	8-6	
Tennessee Tech	W	16-3	Northern Illinois	W	8-6	North Dakota	W	15-4	Central Arkansas			W	10-3	Fort Wayne	W	7-1	
Tennessee Tech	L	8-3	Northern Illinois	W	15-5	North Dakota	L	6-5	Troy			L	0-9	Fort Wayne	L	4-6	
Tennessee Tech	W	7-3	Northern Illinois	W	11-10	North Dakota	W	14-4	Troy			L	1-2	Fort Wayne	W	26-7	
Missouri State	W	6-2	Northern Illinois	L	17-10	Freed-Hardeman	W	13-1	Troy			L	2-7	Hannibal-LaGrange	W	13-6	
Missouri State	L	7-6	Missouri State	L	13-2	Valparaiso	W	17-4	North Dakota			L	6-8	Hannibal-LaGrange	W	6-5	
UT Martin	W	19-6	Missouri State	L	16-3	Valparaiso	W	5-3	North Dakota			W	13-6	Illinois State	L	3-11	
Vanderbilt	W	12-8	Tennessee Tech	W	14-2	Valparaiso	W	8-7	North Dakota			W	15-0	Illinois State	L	2-8	
Evansville	L	8-7	Tennessee Tech	W	4-3	Saint Louis	W	8-4	Missouri State			W	8-7	Illinois State	L	4-14	
Murray State	L	5-3	Tennessee Tech	W	7-4	Arkansas State	W	6-4	Missouri State			L	1-2	Saint Louis	L	11-22	
Murray State	W	3-2	UT Martin	W	6-5	Morehead State	W	23-10	Wright State			L	5-6	Wright State	W	10-7	
Murray State	W	9-8	UT Martin	W	9-7	Morehead State	L	12-11	Wright State			W	5-1	Wright State	L	0-2	
Southern Illinois	W	11-4	UT Martin	W	12-8	Morehead State	W	15-7	Wright State			L	3-5	Wright State	L	5-6	
Arkansas State	L	8-3	Arkansas State	L	12-1	Eastern Kentucky	W	17-9	Saint Louis			L	8-14	UALR	W	10-7	
Jacksonville State	L	16-6	Jacksonville State	W	18-4	Eastern Kentucky	W	7-4	Morehead State			W	3-2	UALR	L	2-16	
Jacksonville State	L	4-3	Jacksonville State	L	8-7	Eastern Kentucky	W	8-7	Morehead State			L	4-14	New Mexico State	L	1-9	
Jacksonville State	L	10-7	Jacksonville State	W	7-4	Southern Illinois	L	16-11	Mid-Continent			W	2-0	New Mexico State	L	7-23	
Southern Illinois	L	5-4	Southern Illinois	L	7-0	Tennessee Tech	W	11-9	Eastern Kentucky			W	7-6	New Mexico State	L	6-8	
Samford	L	11-6	Murray State	L	25-2	Tennessee Tech	W	4-3	Eastern Kentucky			W	13-6	Missouri State	L	1-8	
Samford	W	11-10	Murray State	L	3-1	Tennessee Tech	L	12-8	Eastern Kentucky			L	5-11	Austin Peay	L	5-8	
Samford	W	7-6	Murray State	W	9-6	Arkansas State	L	9-6	Arkansas State			W	8-5	Austin Peay	L	2-5	
Arkansas State	W	12-3	Southern Illinois	L	4-2	UT Martin	L	12-4	Tennessee Tech			L	5-9	Austin Peay	L	7-11	
Austin Peay	L	6-5	SIU Edwardsville	W	9-5	UT Martin	L	6-3	Tennessee Tech			L	4-5	Arkansas State	L	5-10	
Austin Peay	L	7-6	SIU Edwardsville	W	9-2	UT Martin	W	15-1	Tennessee Tech			W	13-8	Eastern Illinois	L	1-5	
Austin Peay	W	10-9	SIU Edwardsville	W	9-4	Southern Illinois	W	13-1	Southern Illinois			W	14-8	Eastern Illinois	W	12-5	
Eastern Illinois	W	16-7	Evansville	W	9-4	Harris-Stowe	W	10-2	Saint Louis			W	6-4	Eastern Illinois	L	0-10	
Eastern Illinois	L	15-3	Arkansas State	L	17-11	Jacksonville State	W	10-5	UT Martin			W	8-2	Mid-Continent	L	9-10	
Eastern Illinois	L	6-5	Austin Peay	W	12-9	Jacksonville State	W	6-5	UT Martin			W	8-2	Eastern Kentucky	L	1-9	
Eastern Kentucky	W	5-4	Austin Peay	L	9-5	Central Arkansas	L	8-7	UT Martin			W	8-4	Eastern Kentucky	L	6-9	
Eastern Kentucky	L	3-1	Austin Peay	W	13-3	Central Arkansas	W	13-11	Arkansas State			W	13-7	Eastern Kentucky	W	9-7	
Eastern Kentucky	W	8-7	Eastern Illinois	L	8-7	Murray State	L	5-3	Jacksonville State			W	9-8	Southern Illinois	W	4-1	
Central Arkansas	W	12-4	Eastern Illinois	L	8-7	Murray State	L	13-9	Jacksonville State			L	2-5	Morehead State	L	2-7	
Central Arkansas	L	12-2	Eastern Kentucky	L	14-13	Mid-Continent	W	16-12	Southern Illinois			W	11-4	Morehead State	W	9-4	
Morehead State	L	10-8	Eastern Kentucky	W	12-2	Nebraska	L	6-2	Murray State			W	5-4	Morehead State	L	14-16	
Morehead State	W	9-6	Eastern Kentucky	L	11-10	Nebraska	L	20-6	Murray State			W	17-7	Arkansas State	W	5-3	
Morehead State	L	13-12	Morehead State	L	12-10	Nebraska	L	10-3	Murray State			L	2-6	Tennessee Tech	W	9-6	
OVC Tournament			Morehead State	L	10-3	Austin Peay	L	8-4	Arkansas			L	0-10	Tennessee Tech	L	3-8	
Austin Peay	W	5-2	Morehead State	L	9-6	Austin Peay	W	2-1	Arkansas			W	6-5	Tennessee Tech	W	3-1	
Jacksonville State	L	7-6	OVC Tournament			Austin Peay	W	10-3	Austin Peay			W	3-2	Southern Illinois	L	5-9	
Tennessee Tech	W	8-4	Tennessee Tech	L	9-5	Eastern Illinois	L	7-5	Austin Peay			L	5-6	UT Martin	L	4-5	
Jacksonville State	W	6-4	Morehead State	L	7-5	Eastern Illinois	L	8-5	Austin Peay			L	5-7	UT Martin	W	13-1	
Eastern Illinois	L	7-4				Eastern Illinois	W	10-0	Ole Miss			L	6-10	UT Martin	W	14-2	
												Eastern Illinois	W	9-5			

OVC TOURNAMENT CHAMPIONS • 1998 • 2002 • 2016 // NCAA TOURNAMENT • 1998 • 2002 • 2016





RECORDS

YEARLY RESULTS

Saint Louis	L	0-4	Austin Peay
Jacksonville State	W	5-3	Austin Peay
Jacksonville State	L	3-4	Austin Peay
Jacksonville State	L	7-8	Arkansas State
Murray State	W	7-1	Eastern Illinois
Murray State	L	2-7	Eastern Illinois
Murray State	W	9-8	Eastern Illinois
SIU Edwardsville	W	9-4	Southern Illinois
SIU Edwardsville	W	11-4	Jacksonville State
SIU Edwardsville	L	7-24	Jacksonville State

OVC Tournament

Jacksonville State	W	4-1	Missouri
Austin Peay	W	4-3	Murray State
Eastern Illinois	L	6-7	Murray State
Austin Peay	L	6-10	Murray State

Head Coach Steve Bieser

2013

Overall: 26-33

OVC: 13-17

New Orleans	W	7-4	Belmont
New Orleans	W	6-1	Tennessee Tech
New Orleans	W	11-2	Belmont
Harris-Stowe	W	12-1	Eastern Kentucky
Mid-Continent	W	9-1	

2014

Overall: 37-20

OVC: 23-7

North Dakota State	L	2-7	
North Dakota State	L	6-9	
North Dakota State	W	13-7	
Saint Louis	L	4-8	Oral Roberts
Oral Roberts	L	1-3	Oral Roberts
Oral Roberts	L	3-4	Oral Roberts
Oral Roberts	W	6-5	UALR
UALR	L	2-3	Harris-Stowe
UALR	W	4-3	Fort Wayne
Belmont	W	1-0	Fort Wayne
Belmont	L	6-11	Fort Wayne
Belmont	L	2-6	Arkansas State
Creighton	L	2-17	Memphis
Eastern Kentucky	W	8-6	Memphis
Eastern Kentucky	W	5-3	Memphis
Eastern Kentucky	L	1-7	Belmont
Saint Louis	L	6-7	Belmont
Morehead State	L	2-4	Belmont
Morehead State	W	10-5	Missouri State
Morehead State	L	8-11	Eastern Kentucky
Missouri State	L	4-11	Eastern Kentucky
UT Martin	W	8-5	Eastern Kentucky
UT Martin	W	9-6	Saint Louis
UT Martin	W	7-2	Morehead State
Arkansas State	L	8-9	Morehead State
SIUE	L	0-4	Morehead State
SIUE	W	8-4	Mississippi State
SIUE	W	13-11	UT Martin
Southern Illinois	L	3-25	UT Martin

L	4-9	UT Martin
W	5-3	Arkansas State
W	14-8	SIUE
L	4-5	SIUE
L	2-4	SIUE
W	25-6	Southern Illinois
L	3-13	Austin Peay
L	2-3	Austin Peay
L	8-9	Austin Peay
L	3-4	Saint Louis
L	2-5	Eastern Illinois
W	9-7	Eastern Illinois
L	0-4	Eastern Illinois
L	4-5	Southern Illinois
W	7-4	Jacksonville State
L	1-16	Jacksonville State
L	6-11	Jacksonville State
L	1-5	Missouri
L	6-8	Murray State
W	3-2	Murray State
W	9-4	Murray State
		Tennessee Tech
W	9-6	Tennessee Tech
L	1-5	Tennessee Tech
W	2-1	Vanderbilt
L	9-12	Fort Wayne
		Fort Wayne
		Fort Wayne

OVC Tournament

Eastern Illinois	W	10-4	Tennessee Tech
Jacksonville State	W	7-5	Jacksonville State
	L	2-6	

2015

Overall: 36-23

OVC: 22-8

W	7-6	Bowling Green
W	6-4	Bowling Green
L	4-8	Bowling Green
L	4-8	Alcorn State
L	5-9	Illinois State
L	2-3	Illinois State
W	11-1	Illinois State
W	6-3	Bradley
W	7-0	Bradley
W	6-5	Bradley
W	15-8	Eastern Kentucky
W	13-11	Eastern Kentucky
W	9-4	Eastern Kentucky
L	8-11	Saint Louis
L	8-9	Morehead State
L	1-6	Morehead State
W	7-1	Morehead State
L	2-3	Arkansas
W	13-0	Arkansas
W	9-3	UT Martin

W	11-1	UT Martin
W	7-0	UT Martin
W	8-7	Saint Louis
W	8-7	Arkansas State
W	12-1	SIUE
W	5-4	SIUE
L	4-22	SIUE
W	10-9	Arkansas State
W	19-7	Austin Peay
W	6-2	Austin Peay
W	7-5	Austin Peay
W	11-7	Missouri State
L	3-10	Eastern Illinois
L	2-5	Eastern Illinois
W	11-6	Eastern Illinois
W	1-0	Southern Illinois
L	3-5	Jacksonville State
L	5-6	Jacksonville State
W	6-5	Jacksonville State
W	8-6	Southern Illinois
L	6-11	Murray State
W	12-8	Murray State
W	9-8	Murray State
L	10-21	Missouri S&T
L	4-10	Tennessee Tech
W	6-3	Tennessee Tech
W	9-7	Tennessee Tech
W	8-6	Missouri

OVC Tournament

W	8-6	Indiana State
L	2-9	Indiana State
L	2-6	Belmont
		Belmont

OVC Tournament

L	6-7	Jacksonville State
W	6-5	Tennessee Tech
W	5-1	Belmont
W	13-6	Morehead State
L	3-7	
L	3-8	
L	5-6	
L	3-6	
W	7-2	at Lamar
L	0-5	at Lamar
L	1-5	at Lamar
W	12-6	at Alcorn State
W	13-1	at Ark.-Pine Bluff
W	9-7	at Ark.-Pine Bluff
W	8-6	at Ark.-Pine Bluff
L	7-11	at Southern Illinois
W	14-6	Central Arkansas
L	3-4	Central Arkansas
W	12-11	Central Arkansas
W	16-2	at Ole Miss

2016

Overall: 39-21

OVC: 22-8

W	13-0	at Ole Miss
W	5-4	at Eastern Kentucky
W	13-1	at Eastern Kentucky
W	6-5	at Eastern Kentucky
L	4-8	at Missouri
W	10-0	at Missouri
W	22-8	Morehead State
L	10-12	Morehead State
L	1-5	Morehead State
W	3-2	Harris-Stowe
W	12-11	at UT Martin
L	1-2	at UT Martin
W	21-1	at UT Martin
L	5-9	SIUE
W	5-0	SIUE
W	7-4	SIUE
W	5-4	Arkansas State
W	9-5	at Austin Peay
W	6-3	at Austin Peay
L	2-6	at Austin Peay
W	10-3	at Arkansas State
W	17-12	Eastern Illinois
W	10-2	Eastern Illinois
W	11-10	Eastern Illinois
W	9-1	at Saint Louis
L	5-11	at Jacksonville State
L	10-11	at Jacksonville State
W	8-5	at Jacksonville State
L	7-8	Murray State
L	3-4	Murray State
L	7-8	Murray State
W	12-0	Saint Louis
L	5-11	at Tennessee Tech
W	13-7	at Tennessee Tech
		at Tennessee Tech
L	2-7	Stephen F. Austin
W	12-4	Stephen F. Austin
W	14-1	Stephen F. Austin
W	9-4	Belmont
L	3-16	Belmont
		Belmont

OVC Tournament

W	3-0	Morehead State
L	7-11	Jacksonville State
W	10-4	Austin Peay
W	10-7	Jacksonville State
W	14-8	Jacksonville State
		NCAA Starkville Regional
L	5-9	Mississippi State
L	4-9	Louisiana Tech



YEARLY RESULTS

RECORDS



Head Coach Andy Sawyers

2017

Overall: 29-26

OVC: 16-14

vs. UT Arlington	W	4-3
at Stephen F. Austin	L	2-3
vs. UT Arlington	L	3-5
at Stephen F. Austin	W	3-1
Western Illinois	W	22-2
Western Illinois	W	5-4
Western Illinois	W	5-1
Purdue	L	0-4
Purdue	L	5-13
Purdue	W	17-7
at Morehead State	L	9-12
at Morehead State	L	5-17
at Morehead State	L	2-3
Missouri State	W	5-4
UT Martin	W	14-1
UT Martin	W	5-4
UT Martin	W	13-4
at Central Arkansas	L	4-5
at SIU Edwardsville	W	8-3
at SIU Edwardsville	L	10-15
at SIU Edwardsville	L	5-7
at #23 Missouri	W	6-5
Austin Peay	W	5-3
Austin Peay	W	10-0
Austin Peay	L	7-11
at Arkansas State	L	1-10
Arkansas State	W	10-4
at Eastern Illinois	W	7-3
at Eastern Illinois	L	4-5
at Eastern Illinois	W	7-6
at Southern Illinois	L	2-4
Jacksonville State	W	7-6
Jacksonville State	W	1-0
Jacksonville State	L	7-17
Saint Louis	W	13-2
at Murray State	L	7-9
at Murray State	W	4-3
at Murray State	L	1-11
Southern Illinois	L	5-7
Tennessee Tech	L	4-8
Tennessee Tech	L	8-9
Tennessee Tech	W	11-9
at Saint Louis	L	5-6
at Western Michigan	W	12-6
at Western Michigan	W	8-5
at Western Michigan	L	6-8
at Belmont	W	4-1
at Belmont	L	5-6
at Belmont	L	10-11
Eastern Kentucky	W	14-6

Eastern Kentucky	W	8-4
Eastern Kentucky	W	16-3
OVC Tournament		
vs. Jacksonville State	W	13-10
vs. Tennessee Tech	L	9-14
vs. Murray State	L	5-8

2018

Overall: 27-30

OVC: 20-10

at College of Charleston	L	3-6
at College of Charleston	L	0-6
at College of Charleston	L	4-5
at Arkansas State	L	6-7
Bowling Green	L	7-9
Bowling Green	W	8-4
Bowling Green	L	2-5
Bowling Green	W	9-7
at Memphis	L	2-3
South Dakota State	W	12-8
South Dakota State	L	4-7
South Dakota State	L	5-6
Southern Illinois	L	0-5
Morehead State	W	5-4
Morehead State	W	10-3
Morehead State	L	4-8
at Central Arkansas	L	3-7
at Central Arkansas	L	4-5
at Central Arkansas	L	4-5
at UT Martin	L	7-8
at UT Martin	W	17-1
at UT Martin	W	8-7
at Missouri State	L	5-10
SIUE	W	11-6
SIUE	W	7-0
SIUE	W	11-10
at Austin Peay	L	5-6
at Austin Peay	L	6-7
at Austin Peay	W	20-4
Saint Louis	W	4-2
Eastern Illinois	L	3-5
Eastern Illinois	W	3-1
Eastern Illinois	W	13-1
McKendree	W	15-0
at Jacksonville State	L	0-7
at Jacksonville State	L	6-7 ^(11 inn.)
at Jacksonville State	W	4-1
Saint Louis	W	10-8
Murray State	W	7-4
Murray State	W	8-6
Murray State	W	7-5
at Southern Illinois	L	0-2
at Tennessee Tech	L	6-7
at Tennessee Tech	L	2-6
at Tennessee Tech	W	10-6
at Saint Louis	L	2-5

at Lipscomb	L	6-7
at Lipscomb	L	7-8
Belmont	W	9-8
Belmont	W	9-8
Belmont	L	6-10
at Georgia Tech	L	5-8
at Eastern Kentucky	W	7-2
at Eastern Kentucky	W	7-6
at Eastern Kentucky	W	10-9

OVC Tournament

vs. Murray State	W	5-2
vs. Morehead State	L	9-18
vs. Jacksonville State	L	0-11

2019

Overall: 23-32

OVC: 10-20

Western Michigan	W	5-1
Western Michigan	W	8-4
Western Michigan	W	9-8
Harris-Stowe	W	13-0
Western Illinois	L	2-9
Western Illinois	W	14-2
Western Illinois	L	2-5
@ #1 Vanderbilt	L	3-11
Purdue-Fort Wayne	W	12-4
Purdue-Fort Wayne	W	10-1
Purdue-Fort Wayne	W	14-1
Southern Illinois	W	11-9
UT Martin	W	4-1
UT Martin	L	0-3
UT Martin	L	0-1
Illinois State	L	6-18
@ Southern Illinois	L	1-4
@ SIU Edwardsville	W	8-6
@ SIU Edwardsville	L	3-9
@ SIU Edwardsville	L	2-3
Memphis	W	7-6
Austin Peay	L	2-4
Austin Peay	W	7-4
Austin Peay	L	2-10
Arkansas State	L	2-11
@ Eastern Illinois	W	10-9
@ Eastern Illinois	L	0-1
@ Eastern Illinois	L	6-9
Missouri State	L	2-8
Jacksonville State	L	3-4
Jacksonville State	W	9-8
Jacksonville State	L	7-8
@ Saint Louis	L	6-15
@ Murray State	L	5-9
@ Murray State	W	4-2
@ Murray State	L	5-6
@ Arkansas State	L	4-8
Tennessee Tech	L	3-9
Tennessee Tech	L	8-13

Tennessee Tech	W	9-4
Saint Louis	W	8-4
McKendree	W	4-1
@ Purdue	L	3-8
@ Purdue	W	3-2
@ Purdue	L	2-6
@ Missouri	L	6-21
@ Belmont	L	7-8
@ Belmont	W	10-6
@ Belmont	W	3-1
Eastern Kentucky	W	3-2
Eastern Kentucky	L	5-7
Eastern Kentucky	L	3-6
@ Morehead State	L	9-13
@ Morehead State	L	3-8
@ Morehead State	L	7-8

2020

Overall: 9-8

OVC: 2-1

@ UL Monroe	L	1-5
@ UL Monroe	L	4-13
@ UL Monroe	W	6-2
@ Kentucky	L	4-9
Northern Illinois	L	4-7
Northern Illinois	L	5-7
Northern Illinois	W	16-15
Northern Illinois	L	5-11
Ohio	W	3-0
Ohio	W	3-0
Ohio	W	9-2
Ohio	W	9-7
@ Arkansas State	W	5-3
@ UT Martin	W	16-6
@ UT Martin	W	22-4
@ UT Martin	L	13-14
@ Southern Illinois	L	4-6

*Season shortened due to
COVID-19 pandemic*

OVC TOURNAMENT CHAMPIONS • 1998 • 2002 • 2016 // NCAA TOURNAMENT • 1998 • 2002 • 2016

FOLLOW THE REDHAWKS AT GOSOUTHEAST.COM





RECORDS

DRAFT PICKS

<u>Year</u>	<u>Name</u>	<u>Position</u>	<u>Team</u>	<u>Round</u>	<u>Pick</u>
1966	Stephen Vaughn	Outfield	Chicago White Sox	20	398
1974	Galen McSpadden	Left-Handed Pitcher	San Diego Padres	6	121
1977	Daniel Weiser	Shortstop	Kansas City Royals	20	510
1981	Robert Gonsoulin	Infield	San Diego Padres	28	693
1985	Joe Schultz	Right-Handed Pitcher	Houston Astros	11	274
1988	Brian Harper	Left-Handed Pitcher	Philadelphia Phillies	30	770
1989	Steve Bieser	Outfield	Philadelphia Phillies	32	820
1992	Scott Hollrah	Right-Handed Pitcher	Chicago White Sox	33	932
1995	Rex Crosnoe	Catcher	Cleveland Indians	46	1280
	Kerry Robinson	Outfield	St. Louis Cardinals	34	939
1997	David Siboda	Right-Handed Pitcher	Toronto Blue Jays	48	1381
	LaMonte Collier	Shortstop	Philadelphia Phillies	34	1016
1999	Ryan Spille	Left-Handed Pitcher	Toronto Blue Jays	19	583
2000	Danny Huesgen	Right-Handed Pitcher	Toronto Blue Jays	38	1138
	Jeremy Johnson	Outfield	Toronto Blue Jays	26	778
2001	Todd Pennington	Right-Handed Pitcher	Cleveland Indians	46	1376
2002	Zach Borowiak	Shortstop	San Francisco Giants	49	1455
	Brandon Smith	Right-Handed Pitcher	Boston Red Sox	18	538
2003	Tim Alvarez	Left-Handed Pitcher	San Francisco Giants	36	1083
	Zach Borowiak	Shortstop	Boston Red Sox	14	414
2009	Jim Klocke	Catcher	St. Louis Cardinals	46	1389
2010	Jim Klocke	Catcher	Philadelphia Phillies	31	951
2011	Logan Mahon	Left-Handed Pitcher	Colorado Rockies	22	678
2012	Trenton Moses	Third Base	Atlanta Braves	26	809
	Shae Simmons	Right-Handed Pitcher	Atlanta Braves	22	689
2014	Matt Tellor	First Base	Atlanta Braves	10	313
2015	Alex Winkelman	Left-Handed Pitcher	Houston Astros	21	619
2016	Branden Boggetto	Shortstop	Washington Nationals	25	754
	Joey Lucchesi	Left-Handed Pitcher	San Diego Padres	4	114
2018	Carlos Vega	Right-Handed Pitcher	Chicago Cubs	21	638





2021



SEMO

Southeast Missouri State University is a comprehensive university with numerous national and international academic accreditations. With nearly 12,000 students, SEMO is an ideal size to take advantage of critical learning and extracurricular opportunities.

BRING YOUR BIG IDEAS.

**And make
them count.**

Your big ideas will be in good company here. Whatever you choose to study, chances are the program is at the head of its class. And if you're at the head of yours, you can join our honors program and elevate your learning experience even further.



SOUTHEAST MISSOURI
STATE UNIVERSITY • 1873



**SOUTHEAST BOASTS 20+ NATIONALLY
AND INTERNATIONALLY ACCREDITED
PROGRAMS, INCLUDING:**

- / ATHLETIC TRAINING
- / BUSINESS
- / CHEMISTRY
- / COMPUTER SCIENCE
- / DIETETICS
- / EDUCATION
- / ENGINEERING PHYSICS
- / INTERIOR DESIGN
- / MASS COMMUNICATION
- / MUSIC
- / NURSING
- / SOCIAL WORK
- / THEATRE



**GETTING INTO MEDICAL
SCHOOL ISN'T EASY —
WE JUST MAKE IT LOOK
THAT WAY. SOUTHEAST'S
PRE-MED STUDENTS ARE
ACCEPTED TO**

**medical
school well
above the
national
average.**

Like our students, Southeast faculty members come from around the country, hailing from leading institutions such as:

- / Boston Conservatory of Music
- / Carnegie Mellon University
- / Harvard University
- / Pennsylvania State University
- / Purdue University
- / Texas A&M University
- / Tulane University
- / University of Florida
- / University of Michigan
- / Vanderbilt University
- / Yale University



**COME HERE
AS A STUDENT.**

**And go
anywhere
as a
teacher.**

Southeast education graduates work as faculty members in school districts across the nation, and in more than 35 countries around the world.

1:21
faculty-
student
ratio

**Full-time
faculty**

**lead most classes, not
teaching assistants —
starting with freshman year.**

**THE DONALD L. HARRISON
COLLEGE OF BUSINESS
CONSISTENTLY MAKES THE
PRINCETON REVIEW'S LIST OF
top business
schools.**



ROLL UP YOUR SLEEVES AND GET DOWN TO BUSINESS.

Or education, public policy, communications or journalism — whatever your major, expect to learn a lot in class and even more in practice. And here, that practice happens on the latest technology and in real-world settings. You'll experiment and collaborate in just about all of your coursework. And you'll put new knowledge into action right from the start.



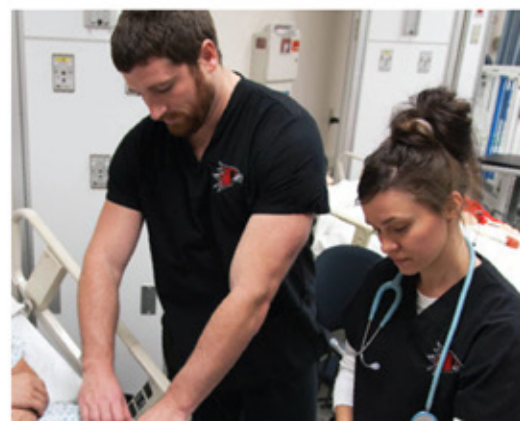
YOUR NEXT BIG IDEA could happen anywhere. But you'll give it legs and watch it run at **Catapult Creative House**, our **student-run idea incubator** and launchpad for innovation. Get to work in our creative labs, 3D modeling and printing gallery, and impact studio. It's where you'll turn your concepts into prototypes, your prototypes into products, and your products into sales.

THE BEST PLACE TO LEARN ABOUT U.S. POLICY is where it's actually being shaped. So you'll go to the **Center for Strategic and International Studies (CSIS) in Washington, D.C.**, for part of our University Studies course. For four exhilarating days, you'll work directly with researchers and consultants who advise national leaders. And if you're really on top of your game, you may end up influencing the strategies you've come to study.

INTERNSHIPS

RÉSUMÉS ARE BUILT—NOT WRITTEN.

The workforce is just that: a force. And it's one you'll meet head on at Southeast Missouri State. We'll help you find internships (that's plural on purpose) and coach you through any challenges or questions that come your way.



SET OUT AND JOIN IN.

Earn your wings early. Chew your way into campus history. Share your musical gift. Meet your new brothers or sisters. Whatever you do — whether it's joining a club or carrying on a tradition — just know that you won't do it alone (except the chewing part).

21

SOCIAL FRATERNITIES AND SORORITIES

Representing the IFC, Panhellenic and NPHC Councils. Many of them call Greek Hill home.

And in Fall 2016, a new Greek Village will open on campus, providing an expanded Greek community where thousands of students will make new memories of brotherhood and sisterhood.



180+ student groups

With organizations on campus from A (Adult Recess improv group) to Z (Zeta Phi Beta Sorority), there's something to meet every professional, social, recreational or religious interest. And if you can't find what you're looking for, form your own group.

We honor our heritage by sticking to our traditions.

Some of them, quite literally. For years, students have been making the trek up **Cardiac Hill** (a tradition in its own right) to add their chewing gum to our infamous **Gum Tree**.



MAKE ART THAT INSPIRES.

And do it on
a campus
that's equally
inspiring.



Built
our R
Miss
arts. I
in the
Perfo
Come
the la
breat

Dobbins River Campus Center

Inside this living-learning center, you can make a masterpiece, make dinner and make your bed without ever leaving the **River Campus**.

In addition to a residence hall, dining facilities and contemporary classrooms, the **Cultural Arts Center** offers professional-level theatres, costume and scene shops, music rehearsal and gallery space, and dance and art studios — each equipped to inspire ovation-worthy works of art.





on the banks of the Mississippi,
River Campus is the only one in
ouri dedicated entirely to the
But you don't have to be a student
e Holland School of Visual and
rming Arts to appreciate it.
e catch a performance. Explore
test exhibits. Or just enjoy the
htaking river views.

Five venues for exhibiting your
talent — including theatres, a
recital hall and galleries — set
the stage for

more than
a hundred
different
events
each year.

Among our student-produced
musical performances, you'll hear
everything from the classics to the
contemporary — including Brahms'
Double Concerto in A Minor and
Andrew Lipka's *The Addams Family*.



Southeast makes it
affordable to do what
you dream of doing,
and we're recognized
as one of the country's
institutions with
the least indebted
students.

LEARN MORE

about our \$17 million in
annual scholarships at
semo.edu/scholarships.

**SEE FOR YOURSELF
WHAT YOU'LL DO HERE**

Call us at (573) 651-2590
or schedule a visit at
semo.edu/visit.

OFFICE OF ADMISSIONS

One University Plaza, MS 3550
Academic Hall 100D
Cape Girardeau, Missouri 63701

573.651.2590

admissions@semo.edu

APPLY

We can't wait to see what you do.
But first, you'll need to get in.
semo.edu/apply



Together,
#LETSSOAR



**DO
YOU
HAVE
THE
WILL
TO**

**serve all
community
members?**



**SOUTHEAST MISSOURI
STATE UNIVERSITY · 1873**

2021 SCHEDULE

Date	Opponent	Location	Time
Friday, Feb. 19	at South Alabama	Mobile, Ala.	3 p.m.
Saturday, Feb. 20	at South Alabama	Mobile, Ala.	2 p.m.
Sunday, Feb. 21	at South Alabama	Mobile, Ala.	1 p.m.
Thursday, Feb. 25	at Arkansas	Fayetteville, Ark.	3 p.m.
Friday, Feb. 26	at Arkansas	Fayetteville, Ark.	3 p.m.
Saturday, Feb. 27	at Arkansas	Fayetteville, Ark.	3 p.m.
Sunday, Feb. 28	at Arkansas	Fayetteville, Ark.	1 p.m.
Friday, Mar. 5	Illinois State	Cape Girardeau, Mo.	3 p.m.
Saturday, Mar. 6	Illinois State (DH)	Cape Girardeau, Mo.	12 p.m.
Sunday, Mar. 7	Illinois State	Cape Girardeau, Mo.	1 p.m.
Friday, Mar. 12	at SIU Edwardsville*	Edwardsville, Ill.	4 p.m.
Saturday, Mar. 13	at SIU Edwardsville* (DH)	Edwardsville, Ill.	1 p.m.
Tuesday, Mar. 16	at Saint Louis	St. Louis, Mo.	3 p.m.
Friday, Mar. 19	Austin Peay*	Cape Girardeau, Mo.	5 p.m.
Saturday, Mar. 20	Austin Peay* (DH)	Cape Girardeau, Mo.	2 p.m.
Tuesday, Mar. 23	Southern Illinois	Cape Girardeau, Mo.	5 p.m.
Friday, Mar. 26	at Eastern Illinois*	Charleston, Ill.	3 p.m.
Saturday, Mar. 27	at Eastern Illinois* (DH)	Charleston, Ill.	11:30 a.m.
Tuesday, Mar. 30	Missouri State	Cape Girardeau, Mo.	5 p.m.
Friday, Apr. 2	Jacksonville State*	Cape Girardeau, Mo.	5 p.m.
Saturday, Apr. 3	Jacksonville State* (DH)	Cape Girardeau, Mo.	2 p.m.
Friday, Apr. 9	at Murray State*	Murray, Ky.	5 p.m.
Saturday, Apr. 10	at Murray State* (DH)	Murray, Ky.	2 p.m.
Tuesday, Apr. 13	at UT Martin	Martin, Tenn.	5 p.m.
Friday, Apr. 16	Tennessee Tech*	Cape Girardeau, Mo.	5 p.m.
Saturday, Apr. 17	Tennessee Tech* (DH)	Cape Girardeau, Mo.	2 p.m.
Friday, Apr. 23	at Missouri State	Springfield, Mo.	6:30 p.m.
Saturday, Apr. 24	at Missouri State (DH)	Springfield, Mo.	1 p.m.
Sunday, Apr. 25	at Missouri State	Springfield, Mo.	1 p.m.
Wednesday, Apr. 28	at Austin Peay	Clarksville, Tenn.	3 p.m.
Friday, Apr. 30	at Belmont*	Nashville, Tenn.	4 p.m.
Saturday, May 1	at Belmont* (DH)	Nashville, Tenn.	1 p.m.
Friday, May 7	Eastern Kentucky*	Cape Girardeau, Mo.	5 p.m.
Saturday, May 8	Eastern Kentucky* (DH)	Cape Girardeau, Mo.	2 p.m.
Friday, May 14	at Morehead State*	Morehead, Ky.	1 p.m.
Saturday, May 15	at Morehead State* (DH)	Morehead, Ky.	1 p.m.
Thursday, May 20	UT Martin*	Cape Girardeau, Mo.	5 p.m.
Friday, May 21	UT Martin* (DH)	Cape Girardeau, Mo.	2 p.m.
Wed.-Sun., May 25-30	OVC Tournament	TBA	TBA

All Times Central and Subject to Change

All Games Broadcast Live on ESPN 93.5 FM & 1220 AM

Home Games in **Bold** * Denotes Ohio Valley Conference Game



Follow the Redhawks at **GOSOUTHEAST.COM**

