

SEMO

REDHAWKS™

#LETSSOAR



2021
SOUTHEAST MISSOURI SOFTBALL GUIDE

**DO
YOU
HAVE
THE
WILL
TO**

**make a
medical
discovery?**



**SOUTHEAST MISSOURI
STATE UNIVERSITY** 1872



2021



CONTENTS

Front Cover

Junior pitcher Rachel Rook (left) and senior outfielder Rachel Anderson (right)

Intro to Redhawk Softball

Media Information	2-3
New SEMO Logo.....	4-5
Southeast Softball Complex.....	6-7
Academic Excellence.....	8
Social Development.....	9
Competitive Success	10
Sports Medicine.....	11
Under Armour	12-13
President Dr. Carlos Vargas.....	14-15
Director of Athletics Brady Barke	16-17
Athletics Staff.....	18-20

Season Preview

Season Outlook	22-23
Numerical/Alphabetical Rosters	24
Radio/Television Roster	25
Schedule.....	26

Coaches

Head Coach Mark Redburn	28-31
Assistant Coach Kristen Jones	32
Assistant Coach Matthew Guemmer	33

Profiles

Returnees	36-47
Newcomers.....	48-50

Review

2020 Final Statistics.....	52
2020 Final Results/Hitting Statistics.....	53
2020 Final Hitting Statistics.....	54
2020 Final Pitching Statistics.....	55
2020 Miscellaneous Statistics	56

Opponents

Series Results vs. All Opponents.....	58-68
Records vs. All Opponents	69-70

Ohio Valley Conference

OVC History	72-79
2020 Final OVC Statistics.....	80-81
2021 OVC Tournament.....	82

Records & History

Honors & Awards.....	84-87
Single-Season Hitting Records.....	88
Career Hitting Records.....	89
Single-Season Pitching Records.....	90
Career Pitching Records.....	91
Team Single-Season Records.....	92-93
Annual Leaders	94-97
Coaching History	98
Miscellaneous Records.....	99
2019 NCAA Regional.....	100
Postseason History.....	101
Yearly Results.....	102-110

SEMO

Southeast Missouri State University.....	112-117
Together, Let's Soar.....	118

Back Cover

Junior outfielder Kaylee Anderson (bottom left) and senior first baseman Ashley Ellis (bottom right)

Credits

The 2021 Southeast Missouri Softball Media Guide was written, edited and designed by Assistant Director of Athletics for Strategic Communications Jeff Honza. Additional assistance by Eric Mueller. Photography by Marc Mahnke, Southeast Missourian/ SEMO Ball, Richard Lynn and Charlie Balcom.



REDHAWK SOFTBALL



The 2021 Southeast Missouri softball media guide is a source of information for the news media covering the Redhawks. News releases, clips, video footage, photographs and other information will also be available to accredited members of the media upon request.

Strategic Communications

The Southeast Missouri Strategic Communications Office is always willing to assist the media with their coverage of Redhawk Softball. All media and credential requests should be made to Assistant Director of Athletics Jeff Honza. Should you need any information, feel free to call any time, day or night. Honza can be reached at (573) 651-2933 (work) or (618) 528-1145 (mobile).

In-Season Interview Policy

All of Southeast Missouri's softball student-athletes and coaches will be available to the media throughout the 2021 season. Interviews should be arranged through the Southeast Missouri Strategic Communications Office. Due to the COVID-19 pandemic, Interviews with players and coaches will mostly be conducted virtually (via Zoom/Face Time) or by phone during the season. Please let the Strategic Communications Office know at least 24 hours in advance so interview arrangements can be made.

Credentials

Credentials are required for entrance to the Southeast Softball Complex. To request credentials, please contact Jeff Honza in the Southeast Missouri Strategic Communications Office by phone at (573) 651-2933 or email at redhawk1@me.com/jhonza@semo.edu.

Southeast Missouri follows the guidelines set forth by the NCAA governing the issuance of credentials. Press credentials will be issued to accredited sports writers of daily and weekly newspapers. Photo credentials will be issued to accredited members of the photo media working for newspapers and television stations.

All credential requests should come from sports editors, directors or anchors. Spouses, dates and minors will not be permitted in the Southeast Softball Complex Press Box. Any unauthorized use of credentials will result in revocation of credentials issued by Southeast Missouri State University and credential requests will not be honored for future SEMO athletic events.

Postgame Interviews

The Southeast Missouri Strategic Communications staff will make student-athletes available to the media at the conclusion of each game.

Photographers

Please observe NCAA regulations and shoot from designated areas assigned at Capaha Field. Due to the COVID-19 pandemic, there will be limited areas assigned for working photographers.

Press Box Decorum

Any cheering or outward expression is strictly prohibited in the Southeast Softball Complex Press Box at all times.





STRATEGIC COMMUNICATIONS

One University Plaza MS 0200
Cape Girardeau, MO 63701
Phone: (573) 651-2294 | Fax: (573) 651-2810



Jeff Honza
Assistant AD/Football
Contact
(573) 651-2933
(618) 528-1145 (cell)
redhawk1@me.com/
jhonza@semo.edu



Eric Mueller
Graduate Assistant
(573) 651-2937
(630) 267-5145 (cell)
ejmuel@semo.edu



Charlie Balcom
Coordinator of Digital
Media
(513) 673-3220 (cell)
cbalcom@semo.edu

Redhawks on ESPN+

The Ohio Valley Conference and ESPN have a media rights agreement, which includes a minimum of 600 conference events on ESPN+, the multi-sport, direct-to-consumer subscription streaming service from The Walt Disney Company Direct-to-Consumer & International segment and ESPN. Select Southeast Missouri softball games air live on ESPN+. ESPN+ offers fans thousands of additional live events, on-demand content and original programming not available on ESPN's linear TV or digital networks. ESPN+ is an integrated part of the completely redesigned ESPN App. Already the leading sports app, the new ESPN App is the premier all-in-one digital sports platform for fans across mobile and TV-connected devices. ESPN+ is also available through ESPN.com.

SOCIAL MEDIA



Twitter
@SEMOBaseball
@SEMOsoftball



Facebook
SEMORedhawks



Instagram
@SEMORedhawks



Snapchat
SEMORedhawks

Live Stats

StatBroadcast Live is the official live statistics platform of Southeast Missouri Baseball. Live stats can be accessed at Statb.us/I/SEMO.

Wireless Internet

Wireless internet is available at the Southeast Softball Complex. A member of the Strategic Communications staff will provide login information.

Official Statistics

Southeast Missouri uses "The Automated Scorebook" for softball computerized statistics. Due to the COVID-19 pandemic, no printed copies of stats or game notes will be available at the Southeast Softball Complex. Media are encouraged to follow live real time stats in-game at the Redhawks StatBroadcast platform Statb.us/I/SEMO. Game notes will be sent electronically to media before each series and final official statistics packets will be emailed postgame.

Redhawks on the Internet

Southeast Missouri's Official Athletics website can be found at the following address:

GoSoutheast.com

The website is updated daily and information on all 15 sports is available. Complete schedule, results, coaches and player bios, and conference information can be accessed.



FOLLOW THE REDHAWKS AT GOSOUTHEAST.COM





REDHAWK SOFTBALL



On July 1, 2020, Southeast Missouri State University unveiled refreshed spirit marks, including a new primary logo, wordmark and variations for its 15 athletic programs.

The redesign features an official brand font to complement the marks, and a focused emphasis on 'SEMO' as the preferred reference for the University in Athletics and less formal communications. These logos are the first update to the University's spirit branding since the Redhawk was introduced in 2005.

The new brand identity, which will allow SEMO's athletic teams to display consistent logos, lettering and numerals, is independent of the existing University marks featuring the depiction of the Academic Hall dome which remain unchanged.

"We are excited to reveal our refreshed series of logos and

wordmarks," said Director of Athletics Brady Barke. "Having a strong and recognizable brand is essential as we continue to elevate the profile of the University and Redhawk Athletics, and continue towards our vision of being the premier athletics program in the Ohio Valley Conference. These new marks complement our existing Redhawk logo and help us establish a strong regional and national identity by embracing the SEMO nickname."

SEMO started the process of creating its new brand identity following a 2018 brand refresh study completed by Ologie. A higher education branding and marketing firm based in Columbus, Ohio, Ologie helped launch the University's "Will to Do" brand platform.

As part of the refresh, Ologie closely studied the use of "SEMO" vs. "Southeast". Through

extensive surveys and interviews, Ologie concluded that audiences like the personality, uniqueness and familiarity of "SEMO" when referring to the University and its athletic programs, except in official institutional communications. Their recommendations included embracing the SEMO acronym by establishing parameters for usage and creating the wordmark.

Following the study, the logos were designed by the University Marketing team, in collaboration with the Department of Athletics and campus leadership at no additional cost to the University.

"I want to thank Tonya Wells and her team in the University Marketing office for their hard work on this project," said Barke. "Working collaboratively over a number of months, I think we have developed something everyone associated with Southeast Missouri State can be proud of."

With the addition of an official brand font, sport-specific logos for each of SEMO's 15 Division I sports and sub-brand lock-ups can be used across the University. It also presents a more consistent branding over all platforms.

Along with the new logos, fans will notice a more frequent use of "SEMO" in reference to the University and its athletic teams on uniforms, apparel and other materials. Official social media usernames for Redhawk Athletics, including Facebook, Twitter and YouTube have all been changed from @GoSoutheast to @SEMORedhawks.

The announcement signifies a local launch of the branding and refreshed spirit logos. Certain digital platforms, including University and athletic websites, and social media will adopt the new logos immediately. Signage and publications on SEMO's campus





will use the updated logo over the coming months. Athletic uniforms and apparel will reflect the updates as teams enter the next purchase cycle. Fully rebranding the campus and athletic facilities is a time-consuming and costly endeavor. Therefore, this process will be completed giving priority to highly visible locations and only as funding is identified.

"It's an exciting time for SEMO Athletics," said Southeast President Dr. Carlos Vargas. "We are entering the new school year as defending OVC champions in five different sports and we finished the COVID-19 shortened season at the top of the OVC Commissioner's Cup standings. We are Southeast Missouri's Division I athletics program and our refocused identity represents our institution's strong connection to serving our region."

What They Are Saying . . .

"I'm really excited about our new wordmark. When you think about Southeast Missouri State, you think about our region and our area, you think, 'SEMO.' SEMO is what makes us different. There is only one SEMO. We are the regional institution. I can't wait to see this new wordmark in the Fall."

Tom Matukewicz
Head Football Coach

"Remembering where you come from is an important part of shaping where you are going. Our campus identity as 'SEMO' is intrinsic to who we are. It is ingrained in Southeast Missouri State University's history. Much like SEMO's landmarks – the dome, cardiac hill and the gum tree – 'SEMO' is

unique to who we are and inspires an incredible sense of community. In terms of recruiting, the new SEMO logo is huge! We are the only NCAA athletic program in the nation with this acronym and it pinpoints our campus location. It is truly a unique identifier and the only wordmark that ties our present to our past. It also instills that sense of pride in remembering where we came from."

Heather Nelson
Head Women's Soccer Coach

"As a SEMO alumnus, it was exciting to work on this project alongside the team in University Marketing which did an amazing job developing the visual identity. The 'SEMO' nickname is truly unique in the college landscape and these new marks will help strengthen our brand locally and nationally."

Nate Saverino
Associate Director of Athletics for External Affairs

"It's a great new look in comparison to the older logo. It shows a great depiction of the SEMO rebranding and how important the community is to helping SEMO become the best in the region."

Omarick Douglas
Football Student-Athlete





REDHAWK SOFTBALL



The Southeast Softball Complex will serve as the home of the Redhawks for the 22nd year in 2021.

The complex contains three regulation softball fields, all of which have lights. The facility includes batting cages, an air-conditioned press box large enough to accommodate print and broadcast media, and bleacher seating for 600. In addition, there is a hill beyond the right field fence that provides fans with a unique view of the action.

SEMO played Northern Iowa in its first game at this facility on Mar. 6, 1999. Prior to that, the Redhawks played their home games at Parker Field, located in the heart of the Southeast Missouri campus.

The Southeast Softball Complex was constructed as part of Southeast Missouri's effort to improve its sports facilities. At the time, that project

also included new tennis courts, a FieldTurf artificial playing surface for the football and soccer teams, the resurfacing of the Abe Stuber track and new locker rooms for the volleyball, baseball and men's and women's basketball programs.

Recent renovations to the Southeast Softball Complex include a fenced backstop with concrete base and netting, reconfiguration of batting cages (including new turf and netting) and concrete under the bleacher areas.

A windscreen along the outfield wall and protective fencing in front of both dugouts were other upgrades made to the Southeast Softball Complex in recent years.

Additionally, a state-of-the-art video board and padded outfield wall were installed in 2020.





Southeast Softball Complex Facts

Overall Record	164-142 (.536)
Field Dimensions	
Left	190
Center	220
Right	190
Capacity	600
Largest Crowd	325
vs. Saint Louis (Apr. 22, 2015)	
Longest Game	3:31
vs. Eastern Illinois (Apr. 23, 2003)	
Shortest Game	1:00
Several times, last vs. Eastern Ky. (May 7, 2011)	
Most Innings	12
2x, last vs. Eastern Kentucky (May 8, 2011)	
First Game	vs. Northern Iowa (May 6, 1999)
First Win	5-1, vs. Harvard (Mar. 7, 1999)
First Home Run	Jenny Oermann
vs. Saint Louis (Mar. 24, 1999)	
First Win by a Pitcher	Christine Engelhardt
vs. Harvard (Mar. 7, 1999)	
First Run Scored	Michelle Frank
vs. Northern Iowa (Mar. 6, 1999)	
First Triple	Kelsey White
vs. Northern Iowa (Mar. 6, 1999)	
First Official At-Bat	Jackie Paulus
vs. Northern Iowa (Mar. 6, 1999)	
First Stolen Base	Anne Trieb
vs. Northern Iowa (Mar. 6, 1999)	

Southeast Softball Complex Records

Runs	17, vs. Lipscomb (Mar. 9, 2003)
Hits	16, vs. Tennessee State (Apr. 21, 2012)
Doubles	6, 2x, last vs. IUPUI (Mar. 11, 2007)
Triples	3, vs. UT Martin (Apr. 6, 1999)
Home Runs	6, vs. Eastern Illinois (Apr. 25, 2015)
Walks	7, 3x, last vs. Tennessee State (Apr. 8, 2006)
Stolen Bases	6, vs. Morehead State (Apr. 18, 2015)
Errors	8, vs. Eastern Kentucky (Mar. 31, 2007)
Strikeouts	14, vs. Austin Peay (Apr. 14, 2007)

Southeast Softball Complex Opponent Records

Runs	14
by UT Martin (May 4, 2013)	
Hits	16
4x, last by SIUE (Mar. 28, 2015)	
Errors	7
3x, last by Austin Peay (Apr. 2, 2010)	

SEMO
SOFTBALL





ACADEMIC EXCELLENCE

Always a Student First



The Holcomb Success Center offers Southeast Missouri student-athletes a place to study and develop as students and campus leaders.

It is located in the Student Recreation Center, just south of Houck Field. The Holcomb Success Center offers a computer lab with 18 work terminals, study areas and rooms for group meetings. The facility houses the Southeast Academic Services staff and main weight room for Redhawk student-athletes.

The beautiful facility has enhanced the outstanding work in the classroom already enjoyed by SEMO student-athletes.

Redhawk student-athletes overcame an enormous amount of adversity and disruption during the COVID-19 pandemic to cap a record 2019-20 academic year.

After recording a 3.39 grade point average in the fall, SEMO accumulated a Department of

Athletics record 3.53 spring semester GPA.

A total of 12 teams achieved a 3.21 or higher GPA during the spring term alone.

Also, five different programs, including gymnastics (3.82), women's soccer (3.78), women's basketball (3.42), men's basketball (3.26) and football (2.94) registered their highest semester GPA ever.

Women's tennis led the spring semester with a 3.88 GPA. Women's cross country (3.76), women's track & field (3.66), softball (3.60), volleyball (3.44), baseball (3.35), men's cross country (3.32) and men's track & field (3.21) completed the team GPAs in the spring term.

Tutors are available for all student-athletes as needed. In addition, both attendance and academic progress is monitored through regular checks with faculty.

A special course is required for all first time student-athletes at SEMO. The course, which offers three credit hours, is part of a comprehensive program developed to address study skills and life skills topics, and thus, enhance retention and academic success for student-athletes.

Entering student-athletes are evaluated for academic preparedness and assigned to appropriate categories. Student-athletes can also receive individualized academic programs which include meeting with a

mentor bi-weekly to discuss academic progress.

The Holcomb Success Center staff works to get athletes involved in campus and community projects, as well. This is done to provide a support structure and greater opportunity for academic success. Through the NCAA's CHAMPS/Life Skills Program, the Holcomb Success Center gives student-athletes personal and professional skills in order to facilitate successful and productive futures.





SOCIAL DEVELOPMENT

Giving Back & Serving the Community



Student-athletes and coaches at Southeast Missouri are dedicated to giving back to the community that so generously supports them.

Redhawk softball student-athletes have opportunities to participate in a variety of community service activities each year. Community involvement helps provide a support structure and greater opportunity for academic success.

We are proud of the level of commitment shown by our student-athletes and always encourage them to participate in community service projects here at SEMO.

SEMO student-athletes also have the opportunity to participate in the Redhawks BRIDGE Program. The mission of the Redhawks BRIDGE Program is to develop a comprehensive student-athlete development

program by Building Responsible Individuals and Delivering Gainful Experiences. This program provides student-athletes with both leadership and life skills experiences through interactive programming that will prepare them to be successful in life after athletics. The leadership programming will teach student-athletes about Southeast's culture and allow them to learn, develop, and apply leadership skills. The life skills programming provides educational programs designed to assist student-athletes in identifying and applying transferable skills and experiences to prepare them to succeed outside of the athletic arena.





COMPETITIVE SUCCESS

Strength & Conditioning



Southeast Missouri's Strength and Conditioning program is committed to developing the total student-athlete through their experiences within a competitive training environment.

SEMO's weight room renovations at the Holcomb Success Center were completed in January, 2016.

Indoor turf, weights, equipment and lifting platforms were added as part of the renovation, which

cost \$500,000. The facility now has more space and equipment to handle SEMO's larger teams or multiple teams training at the same time. Branding and new lighting were also included in the overall project.

The newly-renovated weight room enhances training with the best equipment available and is able to accommodate larger teams or multiple teams training at the same time.



Brian Robbette
Strength & Conditioning Coach





SPORTS MEDICINE

Providing the Best Care Possible



Southeast Missouri's sports medicine staff strives to provide the best care possible for its student-athletes.

On Aug. 14, 2019, SEMO and SoutheastHEALTH entered a collaborative partnership in which SoutheastHEALTH will serve as comprehensive providers of orthopedic and sports medicine services for the University's NCAA Division I athletics program, its intramural and club sport participants and for the University's performing arts students.

Under the agreement, SoutheastHEALTH orthopedic and sports medicine physicians provide orthopedic, primary medical care, athletic training and physical therapy services, and invest in the University by providing diagnostic equipment and athletic training supplies, as well as scholarships for students.

SoutheastHEALTH orthopedists Dr. Anthony McPherron, Dr. Matthew Baker and Dr. Charity Jacobs, and SoutheastHEALTH sports medicine physician Andrew Lawrence serve as the official team physicians of SEMO.

The sports medicine staff begins treatments and rehabilitation starting as early as 6 a.m., and is available until the last student-athlete is through.

There are currently four sports medicine facilities on campus. The staff treats out of the Rosengarten Athletic Complex, where the primary training room is located. There are two other satellite athletic training rooms, including one at Houck Field House and one at the Show Me Center.



Nathan Harrison
Assistant Athletic Trainer

FOLLOW THE REDHAWKS AT GOSOUTHEAST.COM





REDHAWK SOFTBALL



UNDER ARMOUR

Official Outfitter of SEMO Athletics



Southeast Missouri and Under Armour, Inc. (NYSE: UA, UAA) announced a partnership agreement. The Baltimore-based global leader in performance footwear, apparel and equipment became the official outfitter of Southeast Missouri Athletics on July 1, 2018.

As part of the multi-year agreement, Under Armour provides on-field and training gear for 15 sports. Additionally, Under Armour outfits members of the athletic department including coaches and staff.

"We are extremely excited about our partnership with Under Armour and BSN SPORTS to outfit our student-athletes and coaches with the highest quality apparel in the market," said Director of Athletics Brady Barke. "Having two of the industry leaders in athletic apparel associated with us expands the resources available to each of our

teams and significantly benefit our student-athletes."

The new official outfitter agreement includes marketing entitlement that complements Under Armour's brand marketing campaigns through print and venue presence at the University.

Southeast Missouri's athletic programs include football, men's basketball, women's basketball, baseball, men's cross country, women's cross country, softball, women's tennis, volleyball, women's soccer, men's outdoor track & field, men's indoor track & field, women's outdoor track & field, women's indoor track & field and women's gymnastics.

The Redhawks compete at the NCAA Division I level and are part of the NCAA Football Championship Subdivision (formerly I-AA) in football. Southeast first became a member of the Ohio Valley Conference when it moved to NCAA Division

I in 1991-92. The Redhawks have won 57 OVC regular-season championships and 20 OVC tournament titles during their first 29 years in the league. Southeast also won seven Women's All-Sports trophies in that span.

Southeast Missouri joined the growing Under Armour roster of NCAA partners that includes the University of California, Los Angeles, University of California, Berkeley, University of Wisconsin, University of Notre Dame, Naval Academy Athletic Association, University of Maryland, Texas Tech University, Northwestern University, University of Cincinnati, Boston College, University of Utah, University of South Carolina and Auburn University.

About Under Armour

Under Armour, Inc., headquartered in Baltimore, Maryland is a leading innovator, marketer and distributor of branded performance athletic apparel, footwear and accessories. Designed to make all athletes better, the brand's innovative products are sold worldwide to consumers with active lifestyles. The company's Connected Fitness™ platform powers the world's largest digitally connected health and fitness community.





FOLLOW THE REDHAWKS AT GOSOUTHEAST.COM





Dr. Carlos Vargas became the 18th president of Southeast Missouri State University July 1, 2015, after having served as acting president at Kutztown University of Pennsylvania.

Since becoming president, Dr. Vargas has launched initiatives to marshal the resources, leverage opportunities and address a variety of challenges and needs of Southeast Missouri State University. He has set as primary goals for the institution the support for student persistence and retention.

He has encouraged and supported the identification and development of innovative academic programs, including bachelor's degrees in Unmanned Aircraft Systems, Geographic Information Science, and industrial and systems engineering. He has continued to support the globalization of

the campus through expansion of study-abroad experiences, extensive engagement of international students, and encouragement of students on campus and abroad to explore cultural interaction. He has championed the work of the President's Task Force on Diversity Education and continued emphasizing the expectations for enhancement of the teacher-scholar model. Under President Vargas' leadership, regional partnerships and collaborations have been solidified, including several joint initiatives with Three Rivers, Mineral Area and other community colleges.

Prior to assuming the presidency at Southeast, Dr. Vargas served one year as acting president of Kutztown University, where he also served as the provost and vice president for academic and student affairs.

Prior to his tenure at Kutztown,

Dr. Vargas was at Central State University in Wilberforce, Ohio, where he served as provost and vice president for academic affairs. He previously served in several roles at Kent State University (Ohio) for a total of 18 years, including founding director of the program on electron beam technology. He was also Kent's associate dean for research, interim assistant dean for research and interim assistant dean for the School of Technology. He started his tenure at Kent State in 1985 as a professor, and continued to teach until his departure from the university in 2003.

Dr. Vargas began his career in higher education at the National Autonomous University of Mexico (UNAM), from which he received a Bachelor of Science in physics.

He earned his Ph.D. in physics and aerospace science from the University of Michigan and he has

Master of Science degrees from Michigan in both physics and aerospace science. He is married to Pam Vargas, who currently serves as director of Research and Grant Development at Southeast, and they have a son, a daughter, and two granddaughters.






Southeast Missouri State Board of Regents




Edward P. Gargas
President



Phillip M. Britt



James P. Limbaugh



Tina L. Klocke



Lloyd F. Smith



Vivek Malik



Lauren Kohn
Student Representative



FOLLOW THE REDHAWKS AT **GOSOUTHEAST.COM**



OVC TOURNAMENT CHAMPIONS • 1994 • 1996 • 1997 • 1998 • 1999 • 2019 // NCAA TOURNAMENT • 1999 • 2019



REDHAWK SOFTBALL



BRADY BARKE

Director of Athletics



Brady Barke is in his fifth year as Southeast Missouri's Director of Athletics.

Barke served as the Interim Director of Athletics since July, 2015, before being named to the permanent position of Director of Athletics on June 7, 2016.

During the 2019-20 season, the Redhawks were on pace to have one of their best campaigns in the school's athletics history. SEMO won four Ohio Valley Conference titles with women's soccer and football claiming regular-season crowns and women's basketball and volleyball securing OVC Tournament championships. The Redhawks also recorded a school record 44 conference victories between the fall and winter sports.

At the time the 2019-20 season ended due to the COVID-19 pandemic, SEMO was first in the OVC Commissioner's Cup race

with 80.75 points.

Academically, SEMO's athletic teams were again strong in the classroom.

Student-athletes overcame an enormous amount of adversity and disruption to close out the 2019-20 academic year with a Department of Athletics record 3.53 spring grade point average.

That mark was the highest GPA of any semester for the Redhawks who had a total of 12 teams achieve a 3.21 or higher GPA in the spring term alone.

Also, five different programs, including gymnastics (3.82), women's soccer (3.78), women's basketball (3.42), men's basketball (3.26) and football (2.94) registered their highest semester GPAs ever.

The upcoming 2020-21 campaign marks SEMO's third year with Under Armour. Barke reached a multi-year agreement with the Baltimore-based global

leader in performance footwear, apparel and equipment that made Under Armour the official outfitter of SEMO Athletics on July 1, 2018.

As part of the multi-year agreement, Under Armour provides on-field and training gear for 15 sports. Additionally, Under Armour outfits members of the athletic department including coaches and staff.

Barke also secured bids to host SEMO's first home football playoff games. Additionally, he helped the University reach a collaborative partnership with SoutheastHEALTH. Under the agreement, SoutheastHEALTH orthopedic and sports medicine physicians provide orthopedic, primary medical care, athletic training and physical therapy services, and invest in the University by providing diagnostic equipment and athletic training supplies, as well as scholarships for students.

Most recently, new state-of-the-art Formetco digital video scoreboards were installed at both Houck Field and the Southeast Softball Complex under Barke's leadership.

A brand new 4,000-square foot baseball training facility was completed prior to the 2020 season. The \$400,000 indoor facility can fit up to four batting cages. There are portable pitching mounds as well as HitTrax and Rapsodo technology that helps improve overall player performance.

Barke hired Brad Korn as the Redhawks head men's basketball coach on Mar. 24, 2020, while navigating through the unprecedented times during the COVID-19 pandemic. Korn was the third head coach Barke hired during his tenure as Director of Athletics.

During his first year in 2016-17, Barke introduced Andy Sawyers





as the Redhawks head baseball coach and worked tirelessly on two major renovation projects.

Nearly a month after Sawyers was hired, Southeast Missouri State and the City of Cape Girardeau officially broke ground on Capaha Field. New synthetic turf, new fencing and a digital scoreboard in the outfield were added as part of the \$1.8 million project that was completed before SEMO's season-opener.

Gymnastics Coach Ashley Lawson was Barke's other hire. Lawson orchestrated a big turnaround in SEMO women's gymnastics during her first two years as head coach.

On Feb. 3, 2017, SEMO formally dedicated Holcomb Success Center. To honor the long-time service and philanthropy of Dr. John and Judy Holcomb, the University named the facility the Holcomb Success Center located in the Student Recreation Center-South. Indoor turf, weights, equipment and lifting platforms were added as part of the renovation at a cost of \$500,000. The facility now has more space and equipment to handle SEMO's larger teams or multiple teams training at the same time. Barke helped secure the Holcombs gift, the largest single cash gift in SEMO Athletics history. Major improvements were also made to the second floor of the building where athletic academic services are housed. This space provides student-athletes with places to study and features a computer lab with 30 work terminals and rooms for group meetings. Staff members assist student-athletes with life skills development, academic advising and academic progress toward degree requirements and NCAA eligibility.

Additional renovations have

been made to the nutrition area that serves as a fueling station for SEMO student-athletes at the Holcomb Success Center.

Fundraising has steadily increased under Barke's direction.

The 2018-19 campaign marked the fifth consecutive year of growth for the Redhawks Club general fund. It is the highest level of giving to the Redhawks Club general fund since 2003-04.

Barke also worked with donors to establish two new endowed scholarships for student-athletes and raised over \$60,000 to support the SEMO football program and summer school scholarships.

More than \$250,000 in pledges for the Redhawks Club unrestricted booster fund has been raised with Barke as Director of Athletics. Over \$200,000 was raised in Sponsorship & Marketing contracts each of the last two years. The 2019-20 season was the sixth-consecutive year of Sponsorship and Marketing revenues.

Barke has worked hard to enhance Redhawks branding around the community. Redhawk banners, S-E! M-O! billboards, Welcome to Redhawk Country and Your Redhawks yard signs are prominently displayed all over Cape Girardeau.

On July 1, 2020, SEMO unveiled refreshed spirit marks, including a new primary logo, wordmark and variations for its 15 athletic programs. The new brand identity will allow SEMO's athletic teams to display consistent logos, lettering and numerals, and is independent of the existing University marks.

Barke created the Redhawks Trivia Night & Auction, a sold out event that generated over \$40,000 in net revenue its first year. In addition, he launched

the Redhawks BRIDGE program which provides student-athletes with both leadership and life skills experiences through interactive programming that will prepare them to be successful in life after athletics.

Barke served as Interim Associate Director of Athletics for Compliance & Student Support Services before being named the Senior Associate to the President and Secretary to the Southeast Missouri State University Board of Regents in 2013.

He began his tenure at Southeast in 2008 as Assistant Director of Athletics for Compliance & Eligibility. Barke previously served as a governance intern with the NCAA national headquarters in Indianapolis, and as a law clerk with the Southern Illinois University-Carbondale Department of Athletics Compliance Office.

Barke has served as a member of the National Association of Athletics Compliance (NAAC), chaired the NAAC Education Committee, and was a member of the NAAC Board of Directors. He has facilitated the NCAA Regional Leadership Academy, and served on both the NCAA Sports Wagering Task Force and the Olympic Sports Liaison Committee.

Barke has a juris doctorate degree from Southern Illinois University School of Law, an MBA from Southeast Missouri State University, and a bachelor of science degree in biology from Webster University. While a student at Webster, Barke was a member of both the basketball and golf teams and was inducted into the Webster Athletic Hall of Fame.

He and his wife, Halley, are parents of three children, Mabrie, Jackson, and Kolbe.





REDHAWK SOFTBALL



Nate Saverino
Associate Director of Athletics
External Affairs




Kent Phillips
Coordinator of Facilities &
Event Management



Phillip Lady
Assistant Director of Athletics
Marketing & Engagement



TJ Bartels
Ticket Office Manager




Betsy Wilcox
Coordinator of Student-Athlete
Development




Jeremiah Streeter
Coordinator of Student-Athlete
Development




Brooke Hengst
Coordinator of Student-Athlete
Development



Adam Criblez
Faculty Athletics Representative



Ben Fox
Co-Head Athletic Trainer




Amanda Martin
Co-Head Athletic Trainer



Kristin Jones
Assistant Athletic Trainer




Nathan Harrison
Assistant Athletic Trainer



Ryan Napoli
Strength & Conditioning



Tony Brutofsky
Strength & Conditioning



Brie Johnson
Graduate Assistant
Strength & Conditioning




Corey Fatony
Graduate Assistant
Strength & Conditioning



Barb Kinsey
Administrative Assistant



Billy Hoskins
Cheerleading Coach



Tatianna Parham
Sundancer Coach



Leslie Brooks
Graduate Assistant
Compliance





Brad Korn
Head Men's Basketball
Coach



Keith Pickens
Assistant Men's Basketball Coach



Dustin Yoder
Assistant Men's Basketball Coach



Sam McMahon
Assistant Men's Basketball Coach



Aaron Proctor
Director of Men's Basketball
Operations



Collin Jasper
Graduate Assistant
Men's Basketball



Rekha Patterson
Head Women's
Basketball Coach



Mike Geary
Associate Head Women's
Basketball Coach



Chanté Crutchfield
Assistant Women's
Basketball Coach



Sakellie Daniels
Assistant Women's
Basketball Coach



Courtney Smith
Director of Women's Basketball
Operations




Denisha Gardener
Graduate Assistant
Women's Basketball




Tom Matukewicz
Head Football Coach




Bryce Saia
Assistant Football Coach



Jeremy McDowell
Assistant Football Coach



Matt Martin
Assistant Football Coach



Tyler French
Assistant Football Coach



Ray Smith
Assistant Football Coach



Justin Drudik
Assistant Football Coach



Jerone Williams
Assistant Football Coach







REDHAWK SOFTBALL



Jason Onyebuagu
Assistant Football Coach



Andre Crenshaw
Assistant Football Coach




Justin Kramer
Assistant Football Coach



Brett Blackman
Director of Football
Operations



Ashley Lawson
Head Women's
Gymnastics Coach



Andavea Alexander
Assistant Women's
Gymnastics Coach



Heather Nelson
Head Women's Soccer Coach



Paul Nelson
Associate Head Women's
Soccer Coach



Kindra Lierz
Graduate Assistant
Women's Soccer




Andy Sawyers
Head Baseball Coach



Matthew Kinney
Assistant Baseball Coach



Michael Cavazos
Volunteer Baseball Coach



Mary Beth Gunn
Head Women's Tennis Coach




Eric Crumpecker
Head Track & Field Coach



Ryan Lane
Cross Country Coach
Assistant Track & Field Coach




Danielle Burbage
Assistant Track & Field Coach




Chris Navarro
Assistant Track & Field Coach



Julie Yankus
Head Volleyball Coach



Loni Kreun
Assistant Volleyball Coach



Matt Stolz
Assistant Volleyball Coach



2021



PREVIEW

Southeast Missouri enters its season as the 2021 Ohio Valley Conference preseason favorite after tallying 228 points and 13 of the possible 24 first-place votes in the overall voting by OVC Head Coaches and Communication Directors.





PREVIEW

OUTLOOK

Southeast Missouri's flight was on its descent to the Tampa International Airport for a tournament hosted by the University of South Florida when Head Coach Mark Redburn's cell phone had just enough service to take a phone call.

The call was from South Florida Head Coach Ken Eriksen who let Redburn know the tournament the Redhawks were travelling to play in was cancelled. Soon after that, Redburn was informed that his season was over after the NCAA voted to suspend play due to a global COVID-19 pandemic.

SEMO was 12-5 when its season abruptly shut down. The Redhawks won nine in a row and posted a 9-1 record in their first 10 games.

The Redhawks short season lasted only 23 days, but they accomplished a lot in a short amount of time. SEMO led the OVC in slugging percentage

(.528), on-base percentage (.411), triples (14), stolen bases (41), fewest hits allowed (84) and fewest earned runs allowed (40). The Redhawks also rated second in the league in batting average (.310), home runs (19), opposing batting average (.204), runs allowed (51), stolen bases per game (2.4) and triples per game (0.8).

Nationally, SEMO was among the top 25 in triples per game (2nd), stolen bases per game (8th), scoring (16th, 6.7), slugging percentage (21st) and on-base percentage (24th).

Once the shock of their 2020 campaign being swept out from under them wore off, the Redhawks found a way to grow even stronger through adversity and are now again anxious to defend their Ohio Valley Conference regular-season and tournament crowns.

"First of all, we are just excited to be out there playing," said Redburn. "It's going to be

another year of adversity and challenges, but certainly we want the chance and opportunity to keep that drive and energy in the direction our program was moving forward. We're excited to go out there and prove ourselves as one of the top teams in the conference."

SEMO enters the 2021 campaign as the OVC preseason favorite after tallying 228 points and 13 of the possible 24 first-place votes in the overall voting by OVC Head Coaches and Communication Directors. The Redhawks were also the league's preseason favorite in 2020, but didn't get a chance to play a conference game.

All the uncertainties and challenges brought on by the COVID-19 pandemic influenced the NCAA Division I Council to allow schools to provide spring-sport athletes an additional season of competition and an extension on their period of eligibility. So, everyone redshirted a year ago.

SEMO's 2021 roster includes 24 players with three seniors, five juniors, five sophomores and 11 freshmen. The Redhawks return five starters and have the deepest pitching they have had since Redburn took over as head coach.

Here is a complete breakdown of the 2021 Redhawks:

Catcher

Sophomore **Chely Pena (Columbia, Ill.)** and freshman **Karsyn Davis (Harrisburg, Ill.)** will share starting duties at catcher this season.

Pena saw action in 13 games and logged five starts, including four at catcher in 2020. She hit

.200 with four runs scored, four hits, three RBI and four walks.

Davis saw limited action playing in five games and starting one.

Sophomore **Leaha Wininger (Johnston City, Ill.)** is another option at catcher.

Wininger converted from infield to catcher to help widen the depth behind the plate. She played in 12 games, hitting .222 with three runs, a double and one RBI a year ago.

Pena, Davis and Wininger fill the void left by two-year starting catcher Rachael Donald.

Infield

Three starters return on SEMO's infield this year, including seniors **Ashley Ellis (Arnold, Mo.)** and **Austine Pauley (St. Charles, Mo.)**, and junior **Ashley Emert (East Peoria, Ill.)**.

Ellis, back for her fifth year, has been the Redhawks starting first baseman her entire career. She was fourth on the team with a .347 batting average and accumulated 13 runs scored, 17 hits, two doubles, eight home runs and 21 RBI when play was suspended in 2021.

Career wise, Ellis ranks second among the school's all-time leaders with 34 home runs and already set SEMO's single-season record with 17 home runs in 2019. She also ranks fourth all-time in RBI (122), sixth in total bases (273) and ninth in slugging percentage (.544). In addition, Ellis enters the season with a streak of 164 consecutive starts.

Pauley, a transfer from Lindenwood University, started all 17 games at shortstop last season. She hit .271 with 12 runs, 13 hits, four doubles, a triple, two





home runs and nine RBI. Pauley will shift to second base this upcoming 2021 campaign.

Emert, after making eight starts between the middle infield spots in 2020, will be the Redhawks starting third baseman. She hit .217 with six runs scored, a double, one triple and five RBI in 17 games and nine starts a year ago.

Newcomer **Alyson Tucker (Farmington, Mo.)** sets to make her NCAA Division I debut as the Redhawks starting shortstop.

Tucker was a First-Team All-Conference and All-Region honoree as a freshman at Jefferson College. She hit .400 with 17 runs, four doubles, a triple, two home runs and eight RBI during her shortened 2020 season due to COVID-19.

Freshmen **Kynzie Wrigley (Mt. Zion, Ill.)** and **Abigail Rickermann (Festus, Mo.)** could see action, as well.

Wrigley did not get to play her senior year at Mt. Zion High School due to the COVID-19 pandemic. She is a likely backup at first and third base, and has the versatility to play anywhere on the field.

Rickermann, meanwhile, could see playing time at second base. She was a First-Team All-Conference, All-District, All-Region and All-State performer at Festus High School.

Sophomore **Anna Griffin (Bentonville, Ark.)** along with freshmen **Kileigh Grisham (Eureka, Mo.)** and **Kaylee Payne (Oran, Mo.)** are the rest of SEMO's infielders.

Outfield

Fifth-year senior **Rachel Anderson (Edwardsville, Ill.)**, one of the best players in NCAA Division I softball, returns in center field.

Currently one of 131 NCAA Division I hitters with a career batting average of .400 or better, Anderson ranked 54th among the Top-100 players by Softball America in 2020.

She became only SEMO's second First-Team CoSIDA Academic All-American. Anderson hit a team-best .480 and led the Redhawks in runs (19), hits (24), triples (5), slugging percentage (.880), on-base percentage (.541) and stolen bases (9) in 17 starts last season.

Anderson ranks among the program's all-time career leaders in batting average (1st, .422), slugging percentage (1st, .728), on-base percentage (1st, .509), runs scored (2nd, 143), hits (3rd, 226), doubles (7th, 34), triples (1st, 29), home runs (4th, 24), RBI (3rd, 130), total bases (2nd, 390), walks (2nd, 86) and stolen bases (2nd, 59). She is a three-time First-Team All-OVC honoree and the league's reigning Player of the Year.

Accompanying Anderson in the outfield will be junior **Kaylee Anderson (Warrenton, Mo.)** in right field and either freshmen **Jillian Anderson (Rochester, Ill.)** or **Kimmy Wallen (Park Hills, Mo.)** in left.

Anderson was the Redhawks second-leading hitter through her 16 games and 14 starts last season. She hit .381 and rated second on the team with three home runs and a perfect 8-of-8 stolen bases.

Jillian completes the trio of Anderson outfielders. She joins the Redhawks after being

named State Journal-Register Best of Preps All-Area at Rochester High School in 2019. Anderson hit .545 and scored 51 runs as a junior. She did not get to play her senior year because of COVID-19.

Wallen made four of her five starts in the outfield during the 2020 campaign. She hit .200 with five hits, three runs scored, two RBI, two walks and three stolen bases.

Juniors **Abby Rollet (Perryville, Mo.)** and **Danina Marton (Northridge, Calif.)**, and freshman **Kelby Robinson (Wentzville, Mo.)** round out the outfielders on this year's roster.

Pitching

Since Redburn became SEMO's head coach, his pitching staff has never been deeper than it is now.

Junior **Rachel Rook (Republic, Mo.)** is at the forefront. Rook was having a tremendous season in 2020 when COVID-19 put an end to it.

She was 4-2 with a staggering 0.70 ERA in seven appearances and six starts. Rook tossed five complete games and three shutouts, while striking out 51 and walking just seven. Her 0.70 ERA led the OVC and ranked seventh in the nation.

Freshman **Paytience Holman (Mexico, Mo.)** threw two complete games and ranked second on the team in strikeouts (34) and innings pitched (33.2) in 2020.

Sophomore left-hander **Marisa Davis (Kansas City, Mo.)** had an excellent fall and looks to get more innings this season.

Davis posted a 1-0 record and 2.62 ERA in four appearances and one start. She recorded six

strikeouts in eight innings. Davis is one of the Redhawks most consistent pitchers around the strike zone.

Freshmen **Katie Dreiling (Jonesboro, Ark.)** and **Amanda Hansen (Wentzville, Mo.)** complete this year's pitching staff.

Dreiling was a three-time All-State and All-Conference selection at Valley View High School. She holds Arkansas state single-season records in ERA (0.18), perfect games (6), no-hitters (9) and shutouts (21).

Hansen finished her prep career at Holt High School with a record of 8-2 and 2.11 ERA in 16 games and eight starts. She struck out 62 in 56.3 innings and pitched two complete games.

2021 OVC Schedule

This year's OVC schedule increases to 34 games. SEMO will play every conference team except its travel partner (UT Martin) in a three-game weekend series. The Redhawks and Skyhawks will play a home-and-home midweek doubleheader to complete the adjusted slate.

SEMO hosts Austin Peay in its OVC opener on Mar. 6-7. Morehead State (Mar. 26-27), Eastern Illinois (Apr. 2-3), Eastern Kentucky (Apr. 17-18), UT Martin (Apr. 28) and Murray State (May 1-2) are the rest of the Redhawks home league opponents.

The remainder of the Redhawks conference schedule includes trips to Tennessee Tech (Mar. 13-14), Belmont (Mar. 20-21), SIU Edwardsville (Apr. 10-11), Tennessee State (Apr. 24-25), UT Martin (May 4) and Jacksonville State (May 8-9).





PREVIEW

ROSTER

Numerical

No.	Name	Pos.	Ht.	B/T	Cl.	Hometown (High School/College)
1	Jillian Anderson	OF	5-4	L/L	Fr.	Rochester, Ill. (Rochester)
2	Rachel Anderson	OF	5-3	L/R	Sr.	Edwardsville, Ill. (Edwardsville)
3	Kimmy Wallen	OF	5-7	L/R	Fr.	Park Hills, Mo. (Central)
4	Alyson Tucker	INF/P	5-5	R/R	So.	Farmington, Mo. (Farmington)
5	Kileigh Grisham	INF	5-7	R/R	Fr.	Eureka, Mo. (Eureka)
6	Marisa Davis	P	5-4	L/L	So.	Kansas City, Mo. (Lee's Summit North)
7	Karsyn Davis	C	5-11	R/R	Fr.	Harrisburg, Ill. (Harrisburg)
8	Abby Rollet	OF	5-7	L/R	Jr.	Perryville, Mo. (Notre Dame/Jefferson College)
9	Rachel Rook	P	5-11	R/R	Jr.	Republic, Mo. (Republic)
10	Ashley Emert	C/INF	5-10	R/R	Jr.	East Peoria, Ill. (East Peoria/Illinois State)
11	Danina Marton	OF	5-10	R/R	Jr.	Northridge, Calif. (Grover Cleveland)
12	Katie Dreiling	P/INF	5-9	L/R	Fr.	Jonesboro, Ark. (Valley View)
14	Kaylee Anderson	INF/P	5-7	R/R	Jr.	Warrenton, Mo. (Warrenton)
15	Austine Pauley	INF	5-6	R/R	Sr.	St. Charles, Mo. (Francis Howell North/Lindenwood)
16	Abigail Rickermann	INF	5-6	L/R	Fr.	Festus, Mo. (Festus)
17	Kelby Robinson	OF	5-6	L/R	Fr.	Wentzville, Mo. (Holt)
18	Kaylee Payne	INF/P	5-3	R/R	Fr.	Oran, Mo. (Oran)
19	Paytience Holman	P	5-8	R/R	Fr.	Mexico, Mo. (Mexico)
20	Leaha Wininger	INF	5-7	R/R	So.	Johnston City, Ill. (Johnston City)
21	Chelsy Pena	C	5-6	R/R	So.	Columbia, Ill. (Columbia)
22	Amanda Hansen	P/INF	6-0	R/R	Fr.	Wentzville, Mo. (Holt)
24	Kynzie Wrigley	INF	5-3	L/R	Fr.	Mt. Zion, Ill. (Mt. Zion)
26	Ashley Ellis	INF	5-8	R/R	Sr.	Arnold, Mo. (Fox)
27	Anna Griffin	INF	6-1	R/R	So.	Bentonville, Ark. (Bentonville West)

Numerical

No.	Name	Pos.	Ht.	B/T	Cl.	Hometown (High School/College)
1	Jillian Anderson	OF	5-4	L/L	Fr.	Rochester, Ill. (Rochester)
14	Kaylee Anderson	INF/P	5-7	R/R	Jr.	Warrenton, Mo. (Warrenton)
2	Rachel Anderson	OF	5-3	L/R	Sr.	Edwardsville, Ill. (Edwardsville)
7	Karsyn Davis	C	5-11	R/R	Fr.	Harrisburg, Ill. (Harrisburg)
6	Marisa Davis	P	5-4	L/L	So.	Kansas City, Mo. (Lee's Summit North)
12	Katie Dreiling	P/INF	5-9	L/R	Fr.	Jonesboro, Ark. (Valley View)
26	Ashley Ellis	INF	5-8	R/R	Sr.	Arnold, Mo. (Fox)
10	Ashley Emert	C/INF	5-10	R/R	Jr.	East Peoria, Ill. (East Peoria/Illinois State)
27	Anna Griffin	INF	6-1	R/R	So.	Bentonville, Ark. (Bentonville West)
5	Kileigh Grisham	INF	5-7	R/R	Fr.	Eureka, Mo. (Eureka)
22	Amanda Hansen	P/INF	6-0	R/R	Fr.	Wentzville, Mo. (Holt)
19	Paytience Holman	P	5-8	R/R	Fr.	Mexico, Mo. (Mexico)
11	Danina Marton	OF	5-10	R/R	Jr.	Northridge, Calif. (Grover Cleveland)
15	Austine Pauley	INF	5-6	R/R	Sr.	St. Charles, Mo. (Francis Howell North/Lindenwood)
18	Kaylee Payne	INF/P	5-3	R/R	Fr.	Oran, Mo. (Oran)
21	Chelsy Pena	C	5-6	R/R	So.	Columbia, Ill. (Columbia)
17	Kelby Robinson	OF	5-6	L/R	Fr.	Wentzville, Mo. (Holt)
8	Abby Rollet	OF	5-7	L/R	Jr.	Perryville, Mo. (Notre Dame/Jefferson College)
9	Rachel Rook	P	5-11	R/R	Jr.	Republic, Mo. (Republic)
16	Abigail Rickermann	INF	5-6	L/R	Fr.	Festus, Mo. (Festus)
4	Alyson Tucker	INF/P	5-5	R/R	So.	Farmington, Mo. (Farmington)
3	Kimmy Wallen	OF	5-7	L/R	Fr.	Park Hills, Mo. (Central)
20	Leaha Wininger	INF	5-7	R/R	So.	Johnston City, Ill. (Johnston City)
24	Kynzie Wrigley	INF	5-3	L/R	Fr.	Mt. Zion, Ill. (Mt. Zion)

Head Coach: Mark Redburn (Seventh Year/Missouri-St. Louis, 1993)

Assistant Coaches: Kristen Jones (Sixth Year/Augusta State, 2012); Matthew Guemmer (Second Year, Missouri, 2013)

Student Manager: Jessica Gilbert

Roster Breakdown

Total Squad Members	24
Seniors	3
Juniors	5
Sophomores	5
Freshmen	11

Pronunciation Guide

Katie Dreiling	Dry-ling
Austine Pauley	Aus-TEEN
Abby Rollet	Roll-AYE

Geographical Breakdown

Arkansas	2
Anna Griffin, Katie Dreiling	
California	1
Danina Martin	
Illinois	7
Jillian Anderson, Rachel Anderson,	
Karsyn Davis, Ashley Emert,	
Leaha Wininger, Chelsy Pena,	
Kynzie Wrigley	
Missouri	14
Kimmy Wallen, Alyson Tucker,	
Kileigh Grisham, Marisa Davis,	
Abby Rollet, Rachel Rook,	
Kaylee Anderson, Austine Pauley,	
Abigail Rickermann, Kelby Robinson,	
Kaylee Payne, Paytience Holman,	
Amanda Hansen, Ashley Ellis	




RADIO/TV ROSTER

PREVIEW



1
Jillian Anderson
OF / 5-4 / Fr. / L/L
Rochester, Ill.




2
Rachel Anderson
OF / 5-3 / Sr. / L/R
Edwardsville, Ill.



3
Kimmy Wallen
OF / 5-7 / Fr. / L/R
Park Hills, Mo.




4
Alyson Tucker
INF/P / 5-5 / So. / R/R
Farmington, Mo.



5
Kileigh Grisham
INF / 5-7 / Fr. / R/R
Eureka, Mo.




6
Marisa Davis
P / 5-4 / So. / L/L
Kansas City, Mo.



7
Karsyn Davis
C / 5-11 / Fr. / R/R
Harrisburg, Ill.



8
Abby Rollet
OF / 5-7 / Jr. / L/R
Perryville, Mo.



9
Rachel Rook
P / 5-11 / Jr. / R/R
Republic, Mo.




10
Ashley Emert
C/INF / 5-10 / Jr. / R/R
East Peoria, Ill.




11
Danina Marton
OF / 5-10 / Jr. / R/R
Northridge, Calif.



12
Katie Dreiling
P/INF / 5-7 / Jr. / R/R
Jonesboro, Ark.



14
Kaylee Anderson
INF/P / 5-7 / Jr. / R/R
Warrenton, Mo.



15
Austine Pauley
INF / 5-6 / Sr. / R/R
St. Charles, Mo.



16
Abigail Rickermann
INF / 5-6 / Fr. / L/R
Festus, Mo.



17
Kelby Robinson
OF / 5-6 / Fr. / L/R
Wentzville, Mo.




18
Kaylee Payne
INF/P / 5-3 / Fr. / R/R
Oran, Mo.



19
Paytience Holman
P / 5-8 / Fr. / R/R
Mexico, Mo.




20
Leaha Wininger
INF / 5-7 / So. / R/R
Johnston City, Ill.




21
Chelsy Pena
C / 5-6 / So. / R/R
Columbia, Ill.




22
Amanda Hansen
P/INF / 6-0 / Fr. / R/R
Wentzville, Mo.



24
Kynzie Wrigley
INF / 5-3 / Fr. / L/R
Mt. Zion, Ill.



26
Ashley Ellis
INF / 5-8 / Sr. / R/R
Arnold, Mo.



27
Anna Griffin
INF / 6-1 / So. / R/R
Bentonville, Ark.



Mark Redburn
Head Coach
Seventh Year



Kristen Jones
Assistant Coach
Sixth Year



Matthew Guemmer
Assistant Coach
Second Year



Jessica Gilbert
Student Manager





PREVIEW

SCHEDULE

Date	Opponent	Location	Time
Saturday, Feb. 13	at Auburn (DH)	Auburn, Ala.	12 p.m.
Sunday, Feb. 14	at Auburn	Auburn, Ala.	12 p.m.
Saturday, Feb. 20	at Tennessee (DH)	Knoxville, Tenn.	TBA
<u>Arkansas Tournament</u>			
Friday, Feb. 26	vs. North Dakota State	Fayetteville, Ark.	12:30 p.m.
	at Arkansas	Fayetteville, Ark.	5:30 p.m.
Saturday, Feb. 27	vs. Texas Tech	Fayetteville, Ark.	12:30 p.m.
	at Arkansas	Fayetteville, Ark.	3 p.m.
Sunday, Feb. 28	vs. Texas Tech	Fayetteville, Ark.	10 a.m.
Saturday, Mar. 6	Austin Peay* (DH)	Cape Girardeau, Mo.	12 p.m.
Sunday, Mar. 7	Austin Peay*	Cape Girardeau, Mo.	12 p.m.
Saturday, Mar. 13	at Tennessee Tech* (DH)	Cookeville, Tenn.	1 p.m.
Sunday, Mar. 14	at Tennessee Tech*	Cookeville, Tenn.	1 p.m.
Wednesday, Mar. 17	Missouri State	Cape Girardeau, Mo.	TBA
Saturday, Mar. 20	at Belmont* (DH)	Nashville, Tenn.	1 p.m.
Sunday, Mar. 21	at Belmont*	Nashville, Tenn.	1 p.m.
Wednesday, Mar. 24	at Saint Louis	St. Louis, Mo.	3 p.m.
Friday, Mar. 26	Morehead State*	Cape Girardeau, Mo.	6 p.m.
Saturday, Mar. 27	Morehead State* (DH)	Cape Girardeau, Mo.	2 p.m.
Friday, Apr. 2	Eastern Illinois*	Cape Girardeau, Mo.	3 p.m.
Saturday, Apr. 3	Eastern Illinois* (DH)	Cape Girardeau, Mo.	12 p.m.
Wednesday, Apr. 7	at Kansas City (DH)	Kansas City, Mo.	TBA
Saturday, Apr. 10	at SIU Edwardsville*	Edwardsville, Ill.	4 p.m.
Sunday, Apr. 11	at SIU Edwardsville* (DH)	Edwardsville, Ill.	1 p.m.
Wednesday, Apr. 14	Saint Louis	Cape Girardeau, Mo.	3 p.m.
Saturday, Apr. 17	Eastern Kentucky* (DH)	Cape Girardeau, Mo.	12 p.m.
Sunday, Apr. 18	Eastern Kentucky*	Cape Girardeau, Mo.	12 p.m.
Saturday, Apr. 24	at Tennessee State* (DH)	Nashville, Tenn.	TBA
Sunday, Apr. 25	at Tennessee State*	Nashville, Tenn.	TBA
Wednesday, Apr. 28	UT Martin* (DH)	Cape Girardeau, Mo.	3 p.m.
Saturday, May 1	Murray State* (DH)	Cape Girardeau, Mo.	2 p.m.
Sunday, May 2	Murray State*	Cape Girardeau, Mo.	1 p.m.
Tuesday, May 4	at UT Martin* (DH)	Martin, Tenn.	3 p.m.
Saturday, May 8	at Jacksonville State* (DH)	Jacksonville, Ala.	1 p.m.
Sunday, May 9	at Jacksonville State*	Jacksonville, Ala.	1 p.m.
<u>OVC Tournament</u>			
Thursday, May 13	OVC Tournament	Oxford, Ala.	TBA
Friday, May 14	OVC Tournament	Oxford, Ala.	TBA
Saturday, May 15	OVC Tournament	Oxford, Ala.	TBA

All Dates Subject to Change

All Times Central and Subject to Change

Home Games in **Bold**

* Denotes Ohio Valley Conference Game





2021



COACHES

The Redhawks started the 2020 season red-hot and had a lot of momentum before COVID-19 ended play. Mark Redburn, the 2019 Ohio Valley Conference Coach of the Year and his team didn't get a chance to play a conference game. Now, Southeast Missouri is even more ready to defend its OVC regular-season and tournament crowns.



COACHES

MARK REDBURN



MARK REDBURN

HEAD COACH

SEVENTH YEAR // MISSOURI-ST. LOUIS, 1993

Mark Redburn enters his seventh year at Southeast Missouri which is again ready to defend its Ohio Valley Conference regular-season and tournament crowns.

In the last two plus seasons, the Redhawks put together an overall record of 91-43 and 32-12 mark in OVC play. In over five years with Redburn at the helm, SEMO has produced one NFCA All-American, six NFCA All-Region selections, 11 All-OVC picks, one OVC Player of the Year, one OVC Tournament Most Valuable Player and two CoSIDA Academic All-Americans.

SEMO was off to a great start and had all the makings for a big 2020 campaign, but a global COVID-19 pandemic shut its season down only 17 games in.

The Redhawks won nine in

a row and posted a 9-1 record in their first 10 games of the season. SEMO finished with an overall record of 12-5 and did not get a chance to play any OVC games when play was cancelled.

Although the 2020 season lasted just 23 days (Feb. 14-Mar. 8), the Redhawks accomplished a lot in a short amount of time.

SEMO led the Ohio Valley Conference in slugging percentage (.528), on-base percentage (.411), triples (14), stolen bases (41), hits allowed (84) and earned runs allowed (40). The Redhawks also rated second in the league in batting average (.310), home runs (19), opposing batting average (.204), runs allowed (51), stolen bases per game (2.4) and triples per game (0.8).

Nationally, SEMO was among the top 25 in triples per game

(2nd), stolen bases per game (8th, 2.4), scoring (16th, 6.7), slugging percentage (21st) and on-base percentage (24th).

Individually, Rachel Anderson led the OVC in batting average (.480), slugging percentage (.880), on-base percentage (.541) and triples (5) following a season that culminated with her winning the league's coveted Player of the Year honor. Anderson, who didn't strike out all year, capped her 2020 campaign as only the sixth player in program history to claim First-Team CoSIDA Academic All-America accolades.

Pitcher Rachel Rook was atop the OVC in earned run average (0.70) and opposing batting average (.119), while Ashley Ellis ended the year as the league's leader in home runs (8).

Redburn guided SEMO to

its first OVC regular-season and tournament championship, and NCAA Regional appearance in 20 years the year before that in 2019.

What a year 2019 was for SEMO which set an all-time program record with 46 wins, the only 40-win season in the school's entire NCAA Division I era. The Redhawks went 46-18 overall and 17-5 in the OVC before going 1-2 at the NCAA Regional in Oxford, Mississippi.

SEMO had so much to celebrate over the course of its magical 2019 campaign.

Redburn and his staff were honored as the National Fastpitch Coaches Association (NFCA) Mideast Region Coaching Staff of the Year. For Redburn himself, he was voted OVC Coach of the Year for the first time in his career.

Four players earned All-OVC





honors, three claimed NFCA All-Region accolades and one garnered NFCA All-America distinction. Outfielder Rachel Anderson became SEMO's first All-American in 28 years and the program's first All-American in the NCAA Division I tenure. TEAM 43 was also recognized by the NFCA for achieving the fourth highest grade point average among all NCAA Division I schools. SEMO recorded a team GPA of 3.678 with 17 players securing NFCA All-America Scholar-Athlete honors.

Redburn certainly has the Redhawks trending in the right direction as his teams averaged nearly 40 wins (39.5) in the last two seasons alone. SEMO put together a 79-38 (.678) record and went 32-12 (.727) in conference play over that span.

Statistically, SEMO's 2019 team broke a total of 17 single-season records in slugging percentage (.510), on-base percentage (.382), game played (64), runs (363), hits (501), home runs (74), RBI (318), total bases (850), walks (180), stolen bases (89), stolen base attempts (117), wins (46), saves (11), batters struck out (331), batters struck out looking (90), innings pitched (414) and putouts (1242).

In 18 years as an NCAA Division I head coach, Division I assistant coach and National Junior College Athletic Association (NJCAA) head coach, Redburn has made 13 postseason appearances which include one NCAA Women's College World Series, two NCAA Super-Regionals, four NCAA Regionals and two NJCAA

National Tournaments.

In 2018, the Redhawks finished at 33-20 overall and fourth in the OVC with a 15-7 mark. SEMO locked down its first winning campaign in seven years.

The Redhawks heated up to win 11 of their final 14 regular-season games and advanced to the eight-team OVC Tournament.

SEMO's 2018 club finished with a 74 RPI among the nation's 296 NCAA Division I softball teams, quite a jump from its 173 ranking in 2017. The Redhawks collected eight doubleheader sweeps along the way.

Defensively, SEMO improved tremendously. After ranking eighth in the OVC in fielding percentage a year ago, the Redhawks were the league's second-best fielding team in 2018. SEMO had 43 errors and committed 16 less than it did in 2017. The Redhawks went error free in 25 games equating to 47 percent of their entire season.

The year before that, SEMO finished the 2017 campaign among the school's top single-season leaders in slugging percentage (6th, .427), on-base percentage (5th, .356), triples (4th, 21), home runs (9th, 31), total bases (9th, 567), stolen bases (2nd, 65), stolen base attempts (1st, 88), opponent batting average (7th, .282), strikeouts/7 innings (7th, 4.17), strikeouts (10th, 194), strikeouts looking (3rd, 61) fewest doubles allowed (8th, 49), fielding percentage (8th, .960), fewest errors (7th, 59) and fewest stolen bases against (3rd, 38).

Redburn picked up his 200th

career victory when SEMO beat Austin Peay, 7-4, on Apr. 30, 2016. His 2016 club ranked among the school's top-10 teams in doubles (6th, 69), stolen bases (3rd, 58), walks (8th, 138), home runs (6th, 35) and slugging percentage (6th, .412).

In his first season, Redburn led the Redhawks to an overall record of 19-27 and 12-12 in OVC play during 2015. His 19 victories came after SEMO won no more than 15 games in each of the previous two seasons. Redburn's first club at Southeast also had 12 OVC wins, a +9 increase from the 2014 campaign. In addition, the Redhawks made the OVC Tournament, snapping a streak of three years where they missed the event.

Not only did Redburn earn his 100th career NCAA Division I win in his inaugural season with the Redhawks, but he coached three All-OVC selections and one NFCA All-Region honoree.

Statistically, SEMO finished among the top-five OVC teams in batting average (3rd), slugging percentage (5th), on-base percentage (5th) and hits (5th). The 2015 Redhawks also broke two single-season records with Kayla Fortner establishing new marks



■ The Redburn File

Experience:

19th Year (Seventh at SEMO)

Hometown:

St. Charles, Mo.

Birthdate:

April 19, 1967

Alma Mater:

Missouri-St. Louis, 1993

Education:

B.S. Special Education (Missouri-St. Louis)
Master's Higher Education in Athletics/
Activities Administration (William Woods)

Date Hired:

June 26, 2014

Family:

Wife - Tracy
Children - Joe, Jack

Coaching Experience:

St. Charles CC, Head Coach, 2002-04
Jefferson College, Head Coach 2005-06
Missouri, Assistant Coach, 2007-09
Evansville, Head Coach, 2010-14
Southeast Missouri, Head Coach, 2015-pr.





COACHES

MARK REDBURN

in home runs and single-game mark and set a single-game school record with six home runs, as well.

Academically, the Redhawks accumulated a 3.35 grade point average during the 2014-15 academic year as a total of nine players earned NFCA All-America Scholar-Athlete status for achieving a 3.5 or higher GPA.

Redburn coached a total of four first-team All-OVC selections, three second-team All-OVC picks, one OVC Freshman of the Year, three NFCA All-Region honorees and three OVC All-Newcomer selections in his first four years as SEMO's head coach.

The fourth head coach in Redhawk softball history, Redburn won 90 games in five years as head coach at the University of Evansville before accepting the job at Southeast on June 26, 2014.

In 2014, Redburn coached a UE team with five starters that were underclassmen, including four freshmen and one sophomore. The Purple Aces achieved their highest batting average since 2007. Additionally, UE had a freshman lead the team in stolen bases and home runs.

Despite a season that allowed 53 games, the 2013 team had its best season in Redburn's five years at UE. Entering the Missouri Valley Conference Tournament as the No. 7 seed, the Purple Aces beat the No. 6, No. 3 and No. 2 seeds to make their first MVC Championship appearance since

2003. UE finished second with three players garnering All-Tournament team honors.

The 2013 campaign resulted in the most overall wins in a season since 2008 and the best regular-season and conference tournament finish since Redburn's arrival. UE continued its aggressive baserunning with 89 stolen bases, ranking second in the MVC. The pitching staff also rated fourth in the conference.

Redburn's 2012 club saw improvement as well, winning more games than it had the previous season. The Purple Aces stole 79 bases and had two all-conference and one National Fastpitch Coaches Association All-Region selection that year. In 2011, Redburn exposed a young and inexperienced team to some of the top programs in the nation as UE played one of its most difficult schedules. Tennessee, Georgia Tech, Missouri, Ohio State, Texas Tech, South Alabama and Chattanooga were among the stiff competition.

Redburn quickly started to transform the UE program during his first year in 2010. The Purple Aces secured a berth in the MVC Tournament after winning 10 conference games. UE led the MVC with 31 doubles and hit 36 home runs, while producing two all-conference picks.

Academically, Redburn's teams consistently enjoyed success. In fact, each of his last four UE teams accumulated a 3.1 or higher grade point average. He had several student-athletes

obtain over a 3.5 GPA and earn academic recognition along the way.

Prior to UE, Redburn spent three years as an assistant coach at the University of Missouri working primarily with the pitchers and catchers, and serving as recruiting coordinator.

He was part of a coaching staff that compiled an overall record of 137-53. The Tigers registered a school record for victories (50), won the Big 12 Conference Tournament, won their Regional and defeated host UCLA in the Super Regional to advance to the College World Series in 2009. Overall, Redburn coached four all-conference pitchers, including USA National Team Pitcher Chelsea Thomas at Missouri.

Redburn began his collegiate coaching career as head coach at St. Charles (Mo.) Community College from 2001-04. He led the 2003 team to its first Region 16 championship and

a seventh-place finish at the National Junior College Athletic Association Division I National Tournament. His 2004 squad set a school record with 33 victories.

Following his stay at St. Charles CC, Redburn spent two seasons as head coach of the new softball program at Jefferson College. In the program's first year of competition, 2006, he led Jefferson to a 49-16 record, Region 16 championship and ninth-place finish at the NJCAA Division I National Tournament. Redburn was honored as the Midwest Community College Athletic Conference Coach of the Year following that season.

A native of St. Charles, Missouri, Redburn graduated from the University of Missouri-St. Louis in 1993 and received his master's degree in Athletics/Activities Administration from William Woods University.

He and his wife, Tracy, have two sons, Joe and Jack.





Redburn's Year-by-Year Records

Year	School	Assignment	Record	Conference Finish	Postseason
2002	St. Charles CC	Head Coach	16-21	3rd	Region XVI Runner-Up
2003	St. Charles CC	Head Coach	26-21	2nd	Region XVI Champions 7th NJCAA National Tournament
2004	St. Charles CC	Head Coach	33-16	1st	3rd in Region XVI
2005	Jefferson College	Head Coach	-	Program Preparation Year	-
2006	Jefferson College	Head Coach	49-16	1st Region 16	-
2007	Missouri	Assistant Coach	40-23, 13-4	3rd Big 12	-
2008	Missouri	Assistant Coach	47-17, 11-6	3rd Big 12	-
2009	Missouri	Assistant Coach	50-12, 12-6	2nd Big 12	1st Big 12 Tournament NCAA Midwest Regional Champions NCAA Super Regional Champions 8th in College World Series
2010	Evansville	Head Coach	18-34, 10-16	7th MVC	-
2011	Evansville	Head Coach	12-42, 6-21	9th MVC	-
2012	Evansville	Head Coach	18-37, 8-19	8th MVC	-
2013	Evansville	Head Coach	23-30, 11-12	7th MVC	2nd MVC Tournament
2014	Evansville	Head Coach	19-32, 7-19	10th MVC	-
2015	Southeast Missouri	Head Coach	19-27, 12-12	7th OVC	8th OVC Tournament
2016	Southeast Missouri	Head Coach	16-33, 10-17	10th OVC	-
2017	Southeast Missouri	Head Coach	23-27, 8-14	9th OVC	-
2018	Southeast Missouri	Head Coach	33-20, 15-7	4th OVC	7th OVC Tournament
2019	Southeast Missouri	Head Coach	46-18, 17-5	1st OVC	1st OVC Tournament 3rd NCAA Regional
2020*	Southeast Missouri	Head Coach	12-5	-	-

* Season ended due to a global COVID-19 pandemic

Overall Record as a Collegiate Coach: 501-431 (18 years)

Overall Record as a Head Coach: 363-379 (15 years)

Record at Southeast Missouri, 149-130, 62-55 Ohio Valley Conference (6 years)

Record at Evansville, 90-175, 42-87 Missouri Valley Conference (5 years)

Record at Jefferson College, 49-16 (1 year)

Record at St. Charles CC: 75-58 (3 years)

Record as Assistant Coach at Missouri: 137-52 (3 years)

Redburn by the Numbers

- 66 OVC Commissioner's Honor Roll Selections
- 26 NFCA All-America Scholar-Athletes
- 20+ Academic All-Americans
- 11 NJCAA All-Region 16 Players
- 15 OVC Medal of Honor Recipients
- 6 First-Team All-OVC Selections
- 6 All-MVC Players
- 6 MVC Scholar-Athletes
- 6 OVC Players of the Week
- 5 All-Americans
- 5 NFCA All-Region Selections
- 4 OVC Pitchers of the Week
- 4 MCCAC All-Conference Players
- 3 OVC All-Newcomer Selections
- 3 MVC Players of the Week
- 2 Second-Team All-OVC Selections
- 1 OVC Player of the Year
- 1 OVC Freshman of the Year

Coaching Honors

- 2019 OVC Coach of the Year
- 2019 NFCA Midwest Region Coaching Staff of the Year
- 2009 Midwest Coaching Staff of the Year
- 2006 Region 16 and MCCAC Coach of the Year
- 2003 Region 16 Coach of the Year





COACHES

KRISTEN JONES

ASSISTANT COACH



■ The Jones File

Experience:

Sixth Year at SEMO

Hometown:

Plant City, Fla.

Birthdate:

September 10, 1989

Alma Mater:

Augusta State, 2012

Education:

B.S. Kinesiology (Augusta State)
Master's (Augusta State)

Date Hired:

October 20, 2015

Playing Experience:

Augusta State, 2009-12

Coaching Experience:

Southeast Missouri, Asst. Coach, 2016-pr.



KRISTEN JONES

SIXTH YEAR // AUGUSTA STATE, 2012

The 2021 campaign marks the sixth season at Southeast Missouri for assistant coach Kristen Jones.

Jones works primarily with the catchers and handles the team's travel logistics, as well as overseeing the team's academics, compliance and recruiting efforts.

The 2019 National Fastpitch Coaches Association (NFCA) Division I Mideast Regional Coaching Staff of the Year, which has posted 118 wins over four years, led the Redhawks to a program record 46 wins in 2019. That season marked just the second 40-win season in program history and capped the most successful four-year stint since the 1998-2001 teams won a combined 125 games over a four-year stretch.

In 2018, catcher Abby Tillotson earned All-OVC honors under Jones' tutelage. Tillotson batted .287 with seven homers and 24 runs scored. In the field, Tillotson recorded 157 putouts and eight assists with no errors.

The Redhawks eclipsed the 30-win mark for the first time in seven seasons in 2018, collecting the most wins since the 1998 team won 38 games and improving their win total by 10. SEMO used 15 OVC wins to advance to the OVC Tournament for the first time since 2015.

In Jones' second season (2017), the Redhawks won 23 games, showing a +7 improvement in wins from the previous season after helping SEMO to a 16-33 record, including a 10-17 mark in OVC play in her first season with head coach Mark Redburn and the Redhawks.

Prior to coming to Cape Girardeau, Jones worked as the Coordinator of New Media and Championships for the Peach Belt Conference located in Augusta, Georgia.

Jones first joined the Peach Belt Conference as a New Media & Programming Intern, a position she held from January 2012-June 2014. She then moved to full-time status in July 2014.

She received her bachelor's degree in kinesiology at Augusta State University in 2012 and then earned her master's degree in 2014.

Jones enjoyed a successful playing career at Augusta State, garnering National Fastpitch Coaches Association (NFCA) Second-Team All America and NFCA & Daktronics First Team All-South Region honors in 2011. In addition, Jones was a two-time First-Team All Peach Belt Conference selection (2010, 2011).





**ASSISTANT
COACH**



■ **The Guemmer File**

Experience:

Second Year at SEMO

Hometown:

De Soto, Mo.

Birthdate:

May 4, 1989

Alma Mater:

Missouri, 2013

Date Hired:

September 18, 2019

Coaching Experience:

Southeast Missouri, Asst. Coach, 2020-pr.



Matthew Guemmer is in his second year as an assistant coach at Southeast Missouri.

A native of De Soto, Missouri, Guemmer comes to SEMO from Virginia Tech, where he served as a volunteer assistant coach during the 2019 season.

Guemmer, who worked primarily with the outfielders and was the camp director of the Pete D'Amour softball camps, was instrumental in Virginia Tech winning an ACC regular-season title and Coastal Division crown. It was Tech's first-ever time winning the Coastal and just its second time being regular-season champs.

His outfield unit led the charge at the plate for Tech, with all three players hitting over .330 and collecting more than 50 hits. Leading the crew was left fielder Emma Strouth, who broke two school records with 68 RBI and 50 runs scored, while right fielder Al Velazquez tied Strouth with a school-record 50 runs scored herself.

Center fielder Darby Trull led the team with a .406 batting average, the fourth highest in the ACC. Trull and Strouth would earn two major awards together, claiming All-

America honors from Softball America and First-Team NFCA All-Region (Mid-Atlantic). Strouth also picked up First-Team All-ACC honors.

Before his time at Virginia Tech, Guemmer was the head coach of the girls' softball team at De Soto High School. Guemmer led the Dragons to a MSHSAA 3A state championship and a 25-4 record in his first year on the job. The team owned a .351 batting average and 1.41 ERA, respectively, as well.

Prior to the stint at his alma mater, Guemmer worked as an assistant coach at Mineral Area in Park Hills, Missouri, a two-year junior college, for four years. He helped mold four NJCAA All-Americans and four NJCAA Academic All-Americans. The Cardinals earned two trips to the NJCAA World Series Qualifier in 2009 and 2011.

Guemmer graduated from the University of Missouri in 2013 and while in Columbia served as a student manager for two years.





2019 OHIO VALLEY CONFERENCE COACH OF THE YEAR

MARK REDBURN





2021



PROFILES

Southeast Missouri center fielder Rachel Anderson is one of 131 NCAA Division I hitters with a career batting average of .400 or better. Anderson is hitting .422 for her career and ranked 54th among Softball America's top 100 players in 2020.



PROFILES

RETURNEES



KAYLEE ANDERSON | 14

2020 (Shortened due to COVID-19):

Ranked second on the team with a .381 batting average in 16 games and 14 starts...Started 11 games at second base...Tied for second on the team with three home runs and ranked second with a perfect 8-of-8 stolen bases... Added nine RBI, a double, triple and three walks...Was also hit by a pitch six times...Went 3-0 in seven relief appearances inside the circle... Picked up a save and combined on two shutouts...Struck out 12 in 18.2 innings of work...Had a season-best three hits vs. Purdue Fort Wayne (2/14) and Kansas City (3/1)...Had two home runs against the Roos... Finished with three stolen bases vs. Mississippi Valley State (3/16)... Did not allow a run in four of her pitching appearances...Tallied four strikeouts in 3.1 innings at Alabama State (2/21), her third win of the

season...Ohio Valley Conference Medal of Honor recipient and Commissioner's Honor Roll selection.

2019: Saw action in 50 games and made 32 of her 37 starts as designated hitter...Hit .246 with 21 runs scored, eight doubles, a home run, one triple and 19 RBI...Tallied four multiple-hit games...Had two or more RBI in six contests...Hit .289 in OVC play...Finished with a season-high two hits on three occasions...Hit her first career home run vs. Murray State (4/15)...OVC Medal of Honor recipient and Commissioner's Honor Roll selection...Named National Fastpitch Coaches Association (NFCA) All-America Scholar-Athlete...Went 5-4 with 32 strikeouts, three saves and 32 strikeouts in 27 appearances and two starts inside the circle.

2018: Played in 17 games and made three starts as a freshman... Started two games at second base and started one as designated player...Had one hit, scored two runs and drew a walk...Recorded one strikeout in three relief appearances inside the circle...Logged her first career start at Northern Iowa (2/9)... Collected her first career hit with a single vs. Drake (2/11)...OVC Medal of Honor recipient and Commissioner's Honor Roll selection.

batted in...Compiled a 33-4 record as a pitcher...As a senior, she hit .478 with 39 RBI and eight home runs... Went a perfect 19-0 with a 0.64 ERA and 183 strikeouts in 121 innings inside the circle that year...Was named the 2016 St. Louis Post-Dispatch Fall Pitcher of the Year...Led Warrenton to two Class 3 state titles...Earned first-team all-conference, all-region and all state honors during multiple seasons.

Personal: Born March 4, 1999...

Majoring in Communication Disorders...Daughter of Tony and Kelly Anderson.

Prep: Four-year starter at Warrenton High School...Ended her high school career with a .420 batting average, 14 home runs and 94 runs

// Hitting Career-Highs

At-Bats	5	vs. Kansas City (3/1/20)
Runs	3	vs. Kansas City (3/1/20)
Hits	3	2x, last vs. Kansas City (3/1/20)
Doubles	2	vs. Saint Louis (4/17/19)
Triples	1	2x, last vs. South Carolina State (2/23/20)
Home Runs	2	vs. Kansas City (3/1/20)
RBI	4	at Tennessee State (3/23/19)
Stolen Bases	3	vs. Mississippi Valley State (3/6/20)

// Pitching Career-Highs

Innings Pitched	4.0	5x, last at Troy (2/15/20)
Fewest Hits	0	3x, last vs. Jacksonville State (5/11/19)
Most Hits	8	2x, last vs. Purdue Fort Wayne (2/14/20)
Fewest Runs	0	14x, last vs. Bryant (3/7/20)
Most Runs	9	vs. Purdue Fort Wayne (2/14/20)
Fewest Walks	0	16x, last vs. Bryant (3/7/20)
Strikeouts	5	at Tennessee Tech (4/26/19)

Kaylee Anderson's Career Statistics at Southeast Missouri

Year	Avg.	GP-GS	AB	R	H	2B	3B	HR	RBI	TB	SLG%	BB	HBP	SO	GDP	OB%	SE	SH	SB-ATT	PO	A	E	FLD%
2018	.056	17-3	18	2	1	0	0	0	0	1	.056	1	0	5	0	.105	0	1	0-0	8	6	0	1.000
2019	.246	50-37	114	21	28	8	1	1	19	41	.360	1	1	17	0	.256	1	4	4-5	8	27	2	.946
2020	.381	16-14	42	15	16	1	1	3	9	28	.667	3	6	7	0	.490	0	2	8-8	17	21	0	1.000
Total	.259	83-54	174	38	45	9	2	4	28	70	.402	5	7	29	0	.305	1	7	12-13	33	54	2	.978
Year	ERA	W-L	APP	GS	CG	SHO	SV	IP	H	R	ER	BB	SO	2B	3B	HR	AB	B/Avg.	WP	HBP	BK	SFA	SHA
2018	4.85	0-0	3	0	0	0	0	4.1	5	3	3	1	1	1	0	0	19	.333	0	2	0	0	1
2019	4.64	5-4	27	2	0	0	3	51.1	60	41	34	27	32	9	0	4	249	.291	6	6	0	4	6
2020	4.12	3-0	7	0	0	0	1	18.2	20	16	11	8	12	2	0	2	87	.267	2	3	0	1	0
Total	4.52	8-4	37	2	0	0	4	74.1	85	60	48	36	45	12	0	6	355	.287	8	11	0	5	7

Kaylee Anderson's Career Statistics in Ohio Valley Conference Games

Year	Avg.	GP-GS	AB	R	H	2B	3B	HR	RBI	TB	SLG%	BB	HBP	SO	GDP	OB%	SE	SH	SB-ATT	PO	A	E	FLD%
2018	.000	5-0	3	1	0	0	0	0	0	0	.000	0	0	0	0	.000	0	0	0-0	0	0	0	.000
2019	.289	18-14	45	10	13	3	0	1	12	19	.422	0	0	5	0	.289	0	2	2-2	0	16	0	1.000
Total	.271	23-14	48	11	13	3	0	1	12	19	.396	0	0	5	0	.271	0	2	2-2	0	16	0	1.000
Year	ERA	W-L	APP	GS	CG	SHO	SV	IP	H	R	ER	BB	SO	2B	3B	HR	AB	B/Avg.	WP	HBP	BK	SFA	SHA
2019	2.30	4-2	10	0	0	0	1	27.1	22	9	9	4	16	4	0	1	107	.224	4	1	0	2	2



RETURNEES

PROFILES



RACHEL ANDERSON | 2

Career: Currently one of 131 NCAA Division I hitters with a career batting average of .400 or better...Is hitting .422 for her college career...Ranked 54th among the Top-100 players for 2020 by Softball America...Became Southeast Missouri's first First-Team CoSIDA Academic All-American in 21 years...Three-time First-Team All-Ohio Valley Conference pick...Three-time National Fastpitch Coaches Association (NFCA) All-Region selection...2019 OVC Player of the Year...2019 Third-Team NFCA All-American, SEMO's first All-American in 28 years...Also became SEMO's first All-American during its NCAA Division I era...Ranks among the school's all-time career leaders in batting average (1st, .422), slugging percentage (1st, .728), on-base percentage (1st, .509), runs scored (2nd, 143), hits (3rd, 226), doubles (7th, 34), triples

(1st, 29), home runs (4th, 24), RBI (3rd, 130), total bases (2nd, 390), walks (2nd, 86) and stolen bases (2nd, 59)...Named OVC Freshman of the Year in 2017...Started every game of her career for a streak of 184 consecutive starts...Recorded 70 multiple-hit games and 33 multi-RBI performances.

2020 (Shortened due to COVID-19): Became only SEMO's second First-Team CoSIDA Academic All-American and first in 21 years...Hit a team-best .480 and led the Redhawks in runs (19), hits (24), triples (5), slugging percentage (.880), on-base percentage (.541) and stolen bases (9) in 17 starts...Hit three home runs...Had a team-high nine multiple-hit performances...Drove in two or more runs four times...Put together a six-game hitting streak from Feb. 23-Mar. 6 with

two hits in five of those contests...At the suspension of play in March, she led the OVC in four categories, including batting average, slugging percentage, on-base percentage and triples...Also ranked fourth in the nation in triples and second in triples per game (0.29)...Hit a triple in three of her first five games and ended the shortened 2020 campaign with two triples at Mississippi State (3/8)...Went 4-for-5 with three runs scored, a home run and three RBI vs. Purdue Fort Wayne (2/14)...Notched a career-high four stolen bases vs. Kansas City (2/29)...OVC Medal of Honor recipient and Commissioner's Honor Roll selection.

2019: OVC Player of the Year and First-Team All-OVC honoree...Third-Team NFCA All-American, becoming SEMO's first All-American in its NCAA Division I era...Named Fastpitch News Honorable Mention All-American...OVC All-Tournament Team selection...Broke a total of six SEMO single-season records, including batting average (.454), slugging percentage (.842), on-base percentage (.551), hits (83), triples (10), total bases (154), games played (64) and games started (64)...Led the Redhawks in batting average, games played, games started, hits, doubles (12), triples, total bases, slugging percentage, walks (35), on-base percentage and stolen bases (23)...Boasted a .974 fielding percentage and committed only three errors...Ranked among the Top-15 in the nation in triples (2nd), triples per game (4th, 0.16), batting average (6th), total bases (7th), hits (7th), on-base percentage (10th) and slugging percentage (14th)...Won OVC Player of the Week honors on two occasions (3/18, 4/8)...Led the OVC in seven statistical categories, including batting average, slugging

percentage, on-base percentage, hits, triples, total bases and walks...Ranked second among league leaders in runs (53), RBI (56), total plate appearances (229) and steal attempts (31)...Led the team with 28 multiple-hit performances...Added 12 multi-RBI games, second-most on the team...Reached base in 22-straight games and had the team's longest hitting streak (9 games)...Had a season-high four RBI vs. Abilene Christian (2/15), Northern Illinois (3/16) and Morehead State (5/3)...Was a double shy of hitting for the cycle vs. Abilene Christian...Hit one of SEMO's single-game high six home runs vs. Northern Illinois...Led SEMO in conference games with a .464 batting average, 26 hits, seven doubles, two triples, 20 RBI, 55 total bases, a .982 slugging percentage, 17 walks, a .587 on-base percentage and eight stolen bases...Did not commit an error in her 22 OVC starts...OVC Medal of Honor recipient and Commissioner's Honor Roll selection...NFCA All-America Scholar-Athlete.

2018: Garnered First-Team All-OVC and Second-Team NFCA All-Region pick for the second-straight season...Led the team in batting average (.373), slugging percentage (.547), on-base percentage (.469), runs (36), hits (56), triples (6), doubles (11), total bases (82), walks (25), stolen bases (15), stolen base attempts (22), total plate appearances (184), at-bats (150) and games played (53)...Started every game...Hit a team-high .368 with 26 hits, 14 runs, five doubles, one triple, four home runs and 17 RBI in 22 conference starts...Ranked second on the team with 12 multiple-hit games and fourth with seven multi-RBI performances...Ended the year on a 16-game hitting streak and reached base safely in





PROFILES

RETURNEES

each of her last 23 games of the season...Ranked third in the OVC in batting average, fourth in on-base percentage and first in triples... Ranked 11th in the nation in triples and 19th in triples per game (0.11)... Finished with a season-high three hits on three occasions at Chattanooga (2/24), at Creighton (3/9) and vs. Tennessee State (4/28)...Hit her only home run of the season at Chattanooga (2/24)... Committed only one error and boasted a .990 fielding percentage... OVC Commissioner's Honor Roll selection.

2017: Named OVC Freshman of the Year and claimed First-Team All-OVC and All-Newcomer honors... Earned National Fastpitch Coaches Association Second-Team All-Mideast Region accolades... Finished her outstanding rookie campaign ranked second in the OVC in batting average (.412), first in triples (8) and among the top five individuals in slugging percentage (2nd, .719), on-base percentage (4th, .483), hits (3rd, 63) and total bases (2nd, 110)...Ranked third in the nation in triples and seventh in triples per game (0.16)...Led the Redhawks in batting average, at-bats (153), hits, doubles (10), triples, home runs (7), runs batted in (33), total bases, slugging percentage, on-base percentage, multi-hit games (21), multi-RBI performances (10) and

games started (50)...Ended the year on an 11-game hitting streak and helped lead Southeast to victory in six of its final nine contests of the season...Won OVC Player of the Week honors on Feb. 13...She hit .750 (6-for-8) with six runs scored, two doubles, two triples, a home run and seven RBI to help the Redhawks win the Jackson State Tournament (2/11-12)...Had multiple hits in each of her first three career starts and homered on the first pitch in her first collegiate at-bat of the season...Boasted a 1.875 slugging percentage and a .750 on-base percentage during opening weekend...Posted a season-high three RBI on four occasions... Reached base in the last 13 games of her rookie campaign...Rated fourth among the school's single-season leaders in batting average, third in slugging percentage, seventh in hits, second in triples and tied for third in total bases.

Prep: Named the St. Louis Post-Dispatch All-Metro Spring Softball Player of the Year and earned First-Team Illinois Coaches Association Class 4A All-State honors at Edwardsville High School...Hit .543 with a .922 slugging percentage and set new school records in runs scored (52) and triples (9) during her outstanding senior campaign... Also notched four home runs, 44

RBI, 11 stolen bases, 14 doubles and a near .600 on-base percentage...Hit .507 with 212 hits, 182 runs scored, 52 doubles, 22 triples, 18 home runs, 140 RBI, 41 stolen bases, 65 walks, a .570 on-base percentage and an .871 slugging percentage in four prep seasons...All-State honoree each of her four high school seasons...ASA Junior Olympics All-Star Team Most

Valuable Player...Played for the St. Louis Chaos-Gold summer league team.

Personal: Born August 24, 1997... Majoring in Family & Consumer Sciences Education...Daughter of Rivers and Phyllis Anderson.

// Career-Highs

At-Bats	5	4x, last vs. Purdue Fort Wayne (2/14/20)
Runs	3	10x, last vs. Purdue Fort Wayne (2/14/20)
Hits	4	vs. Purdue Fort Wayne (2/14/20)
Doubles	2	at SIU Edwardsville (4/6/19)
Triples	2	3x, last at Mississippi State (3/8/20)
Home Runs	1	24x, last vs. Mississippi Valley State (3/6/20)
RBI	4	4x, last at Troy (2/15/20)
Stolen Bases	4	vs. Kansas City (2/29/20)



Rachel Anderson's Career Statistics at Southeast Missouri

Year	Avg.	GP-GS	AB	R	H	2B	3B	HR	RBI	TB	SLG%	BB	HBP	SO	GDP	OB%	SE	SH	SB-ATT	PQ	A	E	FLD%
2017	.412	50-50	153	35	63	10	8	7	33	110	.719	20	1	15	1	.483	0	0	12-17	71	7	1	.987
2018	.373	53-53	150	36	56	11	6	1	26	82	.547	25	3	26	0	.469	1	5	15-22	90	7	1	.990
2019	.454	64-64	183	53	83	12	10	13	56	154	.842	35	6	17	0	.551	1	4	23-31	104	7	3	.974
2020	.480	17-17	50	19	24	1	5	3	15	44	.880	6	3	0	0	.541	2	1	9-10	24	2	1	.963
Total	.422	184-184	536	143	226	34	29	24	130	390	.728	86	13	58	1	.509	4	10	59-80	289	23	6	.9813

Rachel Anderson's Career Statistics in Ohio Valley Conference Games

Year	Avg.	GP-GS	AB	R	H	2B	3B	HR	RBI	TB	SLG%	BB	HBP	SO	GDP	OB%	SE	SH	SB-ATT	PQ	A	E	FLD%
2017	.366	22-22	71	14	26	5	1	4	17	45	.634	7	1	10	0	.430	0	0	4-8	38	2	1	.976
2018	.387	22-22	62	14	24	5	2	0	11	33	.532	11	0	11	0	.473	1	1	9-12	31	3	0	1.000
2019	.464	22-22	56	18	26	7	2	6	20	55	.982	17	1	5	0	.587	1	3	8-12	20	0	0	1.000
Total	.402	66-66	189	46	76	17	5	10	48	133	.704	35	2	26	0	.496	2	4	21-32	89	5	1	.989



RETURNEES

PROFILES



KARSYN DAVIS


7

2020 (Shortened due to COVID-19): Saw limited action playing in five games and making one start...Drew a walk and had three at-bats...Also had one sacrifice bunt, 24 putouts and three assists...Made first career start at catcher vs. South Carolina State (2/23)...Ohio Valley Conference Commissioner's Honor Roll Selection.

Prep: Hit .484 and broke her own record with 41 RBI at Harrisburg High School as a senior...Had 12 doubles, walked 21 times, had 45 hits and boasted a .579 on-base percentage that year, as well...Played in

the Southern Illinois Select All-Star Softball Game...Earned Southern Illinois River-to-River Ohio All-Conference honors and All-South honors all four of her prep seasons...Helped lead Harrisburg to a 31-7 record and a trip to the Du Quoin Class 2A Sectional final...Was named the Southern Illinoisan Girls Scholar Athlete of the Year...Was a 10 letter winner while participating in volleyball, basketball and softball.

Personal: Born March 13, 2001...Majoring in Communication Disorders...Daughter of Greg Davis and Kim Reeder.



MARISA DAVIS

6

2020 (Shortened due to COVID-19): Posted a 1-0 record and 2.62 ERA in four appearances and one start...Recorded six strikeouts in eight innings...Struck out three and tossed four scoreless innings in a combined 8-0 shutout vs. Bryant (3/7)...Also pitched vs. Purdue Fort Wayne (2/14), at Troy (2/14) and vs. Kansas City (3/1).

2019: Went 1-1 in 18 appearances and one start...Posted a 4.50 ERA and struck out 20 in 28 innings of work...Picked up her first career collegiate win when she struck out two and allowed just one hit in three relief innings vs. Murray State (4/15)...Made her first career start at Central Arkansas (3/1)...Tallied a season-high three strikeouts vs. Drake (2/23) and Omaha (3/16)...Did

not allow a hit in two of her appearances...Pitched in four Ohio Valley Conference games, all in relief...Had two strikeouts in 6.2 innings against conference foes.

Prep: First-team all-conference, all-district, all-region and all-state pick at Lee's Summit North High School...Represented Lee's Summit in the Missouri-Kansas softball series...Won 18 games, recorded a 1.66 ERA and struck out 219 in 143 innings as a senior...Ranked among the school's all-time career strikeout leaders...Played for the St. Louis Chaos travel team under Rachel Gill.

Personal: Born September 14, 1999...Majoring in Business Administration...Daughter of Sherry Davis.

// Career-Highs

At-Bats	2	vs. South Carolina State (2/23/20)
Runs	-	-
Hits	-	-
Doubles	-	-
Triples	-	-
Home Runs	-	-
RBI	-	-
Stolen Bases	-	-

// Career-Highs

Innings Pitched	4.0	5x, last at Troy (2/15/20)
Fewest Hits	0	3x, last vs. Jacksonville State (5/11/19)
Most Hits	8	2x, last vs. Purdue Fort Wayne (2/14/20)
Fewest Runs	0	14x, last vs. Bryant (3/7/20)
Most Runs	9	vs. Purdue Fort Wayne (2/14/20)
Fewest Walks	0	16x, last vs. Bryant (3/7/20)
Strikeouts	5	at Tennessee Tech (4/26/19)

Karsyn Davis' Career Statistics at Southeast Missouri

Year	Avg.	GP-GS	AB	R	H	2B	3B	HR	RBI	TB	SLG%	BB	HBP	SO	GDP	OB%	SE	SH	SB-ATT	PO	A	E	FLD%
2020	.000	5-1	3	0	0	0	0	0	0	0	.000	1	0	0	0	.250	0	1	0-0	24	3	0	1.000

Marisa Davis' Career Statistics at Southeast Missouri

Year	ERA	W-L	APP	GS	CG	SHO	SV	IP	H	R	ER	BB	SO	2B	3B	HR	AB	B/Avg.	WP	HBP	BK	SFA	SHA
2019	4.50	1-1	18	1	0	0	0	28.0	33	21	18	14	20	5	0	6	135	.282	0	2	0	1	1
2020	2.62	1-0	4	1	0	0	0	8.0	5	3	3	2	6	1	0	2	32	.185	0	2	0	0	1
Total	4.08	2-1	22	2	0	0	0	36.0	38	24	21	16	26	6	0	8	167	.264	0	4	0	1	2

Marisa Davis' Career Statistics in Ohio Valley Conference Games

Year	ERA	W-L	APP	GS	CG	SHO	SV	IP	H	R	ER	BB	SO	2B	3B	HR	AB	B/Avg.	WP	HBP	BK	SFA	SHA
2019	2.10	1-0	4	0	0	0	0	6.2	6	2	2	1	2	1	0	1	25	.261	0	0	0	0	1


FOLLOW THE REDHAWKS AT GOSOUTHEAST.COM





PROFILES

RETURNEES



ASHLEY ELLIS

26

Career: Ranks second among Southeast Missouri's all-time career leaders in home runs (34)...Broke SEMO's single-season records with 17 home runs, 60 RBI, 64 games played and 64 games started in 2019...Also ranks fourth in RBI (122), sixth in total bases (273) and ninth in slugging percentage (.544) ...Made 164 consecutive starts in her career.

2020 (Shortened due to COVID-19):

Ranked fourth on the team with a .347 batting average as one of four players hitting over .340...Started 17 games and accumulated 13 runs scored, 17 hits, two doubles, eight home runs and 21 RBI...Boasted a .878 slugging percentage and drew a team-high 11 walks...Led the Ohio Valley Conference in home runs and fielding percentage (1.000), and ranked second in slugging percentage...Was named OVC Player of the Week on Feb. 17 after hitting four home runs

in four games at the Troy University Tournament...Homered twice against Purdue Fort Wayne (2/14)...Ranked fifth in the nation in home runs per game (0.47)...Had a season-best four RBI in back-to-back games vs. Purdue Fort Wayne (2/14) and Southern Mississippi (2/15)...Homered in four of her first five starts of the season...OVC Commissioner's Honor Roll selection.

2019: First-Team All-OVC and National Fastpitch Coaches Association (NFCA) All-Mideast Region selection...Hit .330 as SEMO's fourth-leading hitter...Led the Redhawks with a single-season school record 17 home runs and 60 RBI...Ranked third on the team in doubles (9) and hits (62), and second in total bases (124) and slugging percentage (.660)...Tied for seventh in the nation in RBI...Led the OVC in RBI and fielding double plays (15)...Was second in the league

in home runs and tied for third in total bases...Rated first on the team with 15 multiple-RBI games to go along with 18 multiple-hit performances...Reached base safely in 17-straight games...Hit .308 with 11 runs scored, 20 hits, three doubles, seven home runs and 20 RBI in 22 conference games...Her seven home runs were second-most in league games only...Went 3-for-4 with a run scored, triple, home run and four RBI in her third game of the season at Northern Iowa (2/9)...Hit a grand slam at SIU Edwardsville (4/6)...Had four RBI in four of her starts...Hit two home runs at Tennessee Tech (4/26)...OVC Commissioner's Honor Roll selection.

2018: One of three players to start all 53 games...Made all of her starts at first base...Tallied 29 hits, 18 runs scored, four doubles, a triple, five home runs and 21 RBI for a .212 batting average...Walked 21 times, third-most on the team...Also ranked third on the team in home runs...Stole three bases...Boasted a .991 fielding percentage, best among the Redhawks starting infielders...Collected multiple hits in six games and drove in two or more runs in five contests...Went 2-for-3 with two runs scored, two home runs, three RBI and a walk vs. Western Michigan (2/25)...Had a six-game hitting streak from Mar. 18-23...Went

error free in her first 36 games of the season.

2017: Started 47 games at first base as a freshman...Hit .242 with 31 hits, five runs scored, nine doubles, two triples, four home runs and 20 runs batted in...Drew eight walks...Ranked third on the team in home runs and tied for second in doubles...Collected multiple hits on seven occasions...Drove in two or more runs in five games...Hit a three-run home run, had a double and finished with a season-high five RBI at Jackson State (2/12)...Hit safely in 10 of her first 11 starts of the season...OVC Commissioner's Honor Roll selection and Southeast Scholar-Athlete.

Prep: Suburban West Conference Player of the Year and a First-Team All-Conference, All-District, All-State and All-Region performer at Fox High School...Started all four of her prep seasons and hit .453 with 16 home runs and 56 RBI as a senior...As a junior, she hit .613 with 11 home runs and 44 RBI...Finished her stellar prep career with a .477 batting average, 34 home runs and 142 RBI, and ranked among the state's top 10 leaders in 17 categories...Led the Warriors to a pair of district titles and a third-place state finish (2015)...Played in the summer for the St. Louis Esprit Premier.

Ashley Ellis' Career Statistics at Southeast Missouri

Year	Avg.	GP-GS	AB	R	H	2B	3B	HR	RBI	TB	SLG%	BB	HBP	SO	GDP	OB%	SE	SH	SB-ATT	PO	A	E	FLD%
2017	.242	47-47	128	5	31	9	2	4	20	56	.438	8	1	28	1	.288	2	2	1-1	330	13	5	.986
2018	.212	53-53	137	18	29	4	1	5	21	50	.365	21	3	42	3	.329	0	3	3-3	311	11	3	.991
2019	.330	64-64	188	33	62	9	1	17	60	124	.660	19	1	41	4	.389	3	0	1-2	342	10	5	.986
2020	.347	17-17	49	13	17	2	0	8	21	43	.878	11	0	8	0	.467	0	0	0-0	87	2	0	1.000
Total	.277	181-181	502	69	139	24	4	34	122	273	.544	59	5	119	8	.356	5	5	5-6	1070	36	13	.988

Ashley Ellis' Career Statistics in Ohio Valley Conference Games

Year	Avg.	GP-GS	AB	R	H	2B	3B	HR	RBI	TB	SLG%	BB	HBP	SO	GDP	OB%	SE	SH	SB-ATT	PO	A	E	FLD%
2017	.186	22-22	59	3	11	2	2	3	9	26	.441	3	1	14	1	.234	1	1	1-1	165	9	4	.978
2018	.167	22-22	60	3	10	1	0	0	2	11	.183	5	1	19	2	.242	0	1	2-2	136	4	2	.986
2019	.308	22-22	65	11	20	3	0	7	20	44	.677	7	1	16	1	.378	1	0	0-0	141	1	0	1.000
Total	.223	66-66	184	17	41	6	2	10	31	81	.440	15	3	49	4	.289	2	2	3-3	442	14	6	.987



RETURNEES

PROFILES



Personal: Born November 17, 1997...
Majoring in Mass Communication...
Daughter of Glen and Shea Ellis.

// Career-Highs

At-Bats	6	vs. Purdue Fort Wayne (2/14/20)
Runs	3	2x, last vs. Purdue Fort Wayne (2/14/20)
Hits	3	5x, last vs. Purdue Fort Wayne (2/14/20)
Doubles	3	vs. Morehead State (5/3/19)
Triples	1	4x, last at Northern Iowa (2/19/19)
Home Runs	2	4x, last vs. Purdue Fort Wayne (2/14/20)
RBI	5	at Jackson State (2/12/17)
Stolen Bases	1	5x, last vs. Drake (2/23/19)



ASHLEY EMERT

10

2020 (Shortened due to COVID-19): Started nine of 17 games, including four at both

second base and shortstop...Hit .217 with six runs scored, one double, a triple, home run and five RBI...

Walked four times and stole three bases...Hit her first career home run vs. Kansas City (3/1).

2019: Played in 20 games and logged four starts in her first season at SEMO...All of her starts were at catcher...Had one hit, three runs scored and three walks...Recorded her only hit of the season vs. Abilene Christian (2/15)...Also added two stolen bases...OVC Commissioner's Honor Roll and National Fastpitch Coaches Association (NFCA) All-America Scholar-Athlete.

Illinois State (2018): Appeared in 11 games, with one start, as a true freshman...Made collegiate debut as a pinch hitter against UAB (2/9) in the season-opening tournament at South Florida... Earned first career start in the outfield against San Diego (2/16)...Scored first career run as a pinch runner against San Diego (2/17)...Tallied first career hit, a double, vs. Purdue (3/3)...Issued first career walk against Georgia Southern (Feb. 23).

Prep: Earned four varsity letters as a catcher and shortstop at East Peoria Community High School

under coach Denee Menzione... Four-time first-team all-conference and all-area selection...Three-time all-state team member...Named MVP both sophomore and junior seasons...Earned the Offensive Player of the Year honor as a freshman and senior...Played catcher and shortstop for the East Peoria Express under coaches Kurt Juerjens and Steve Leverton...Played shortstop for Midland Magic Gold under Coach Dale Shelton and advanced to ASA Nationals in College Station, Texas summer of 2016...Also played basketball at East Peoria Community, earning first-team all-conference and all-area honors twice.

Personal: Born March 5, 1999... Majoring in Human Resource Management...Daughter of Russ and Jessica Emert...Has two sisters, Jamie Stear and Allison Emert.

// Career-Highs

At-Bats	3	3x, last vs. Kansas City (3/1/20)
Runs	3	vs. South Carolina State (2/21/20)
Hits	2	vs. Kansas City (3/1/20)
Doubles	1	vs. Purdue Fort Wayne (2/14/20)
Triples	1	vs. South Carolina State (2/21/20)
Home Runs	1	vs. Kansas City (3/1/20)
RBI	2	vs. Purdue Fort Wayne (2/14/20)
Stolen Bases	2	vs. South Carolina State (2/21/20)

Ashley Emert's Career Statistics at Southeast Missouri

Year	Avg.	GP-GS	AB	R	H	2B	3B	HR	RBI	TB	SLG%	BB	HBP	SO	GDP	OB%	SF	SH	SB-ATT	PO	A	E	FLD%
2019	.083	20-4	12	3	1	0	0	0	0	1	.083	3	0	5	0	.267	0	1	2-2	36	4	1	.976
2020	.217	17-9	23	6	5	1	1	1	5	11	.478	4	1	8	0	.345	1	0	3-3	16	21	3	.925
Total	.171	37-13	35	9	6	1	1	1	5	12	.343	7	1	13	0	.318	1	1	5-5	52	25	4	.951

Ashley Emert's Career Statistics in Ohio Valley Conference Games

Year	Avg.	GP-GS	AB	R	H	2B	3B	HR	RBI	TB	SLG%	BB	HBP	SO	GDP	OB%	SF	SH	SB-ATT	PO	A	E	FLD%
2019	.000	6-0	0	2	0	0	0	0	0	0	.000	2	0	0	0	1.000	0	0	2-2	1	0	0	1.000

FOLLOW THE REDHAWKS AT **GOSOUTHEAST.COM**





PROFILES

RETURNEES



ANNA GRIFFIN

27

2020 (Shortened due to COVID-19):

Started 10 games...Had seven hits and scored four runs...Added a double, triple and five RBI...Walked seven times...Finished with a RBI-hit in each of her first four starts of the season...Reached base on a walk three times vs. South Carolina State (2/21)...Serves as President of Southeast Missouri's Student-Athlete Advisory Committee (SAAC)...Ohio Valley Conference Medal of Honor recipient and Commissioner's Honor Roll selection.

2019: Participated in 23 games and tallied three starts as a freshman...Had four hits and scored three runs...Added a double, two home runs and two RBI...Played in seven OVC games...Was in the lineup as


designated hitter during all three of her starts...Homered vs. both Fairleigh Dickinson (2/16) and Central Arkansas (3/1)...OVC Commissioner's Honor Roll and National Fastpitch Coaches Association (NFCA) All-America Scholar-Athlete selection.

Prep: Attended Bentonville West High School...Helped lead her school to a 7A state title...Earned all-conference accolades...Is the first Division I softball signee in Bentonville West High School history...Played for the Tulsa Elite 18U 316 travel team...Was a multiple all-state honoree in the shot put.

Personal: Born October 24, 2000...Majoring in Nursing...Daughter of Kelly and Kristi Griffin.

// Career-Highs

At-Bats	4	at Central Arkansas (3/1/19)
Runs	1	7x, last vs. Bryant (3/7/20)
Hits	1	11x, last vs. Bryant (3/6/20)
Doubles	1	2x, last vs. Kennesaw State (2/14/20)
Triples	1	vs. Mississippi Valley State (3/6/20)
Home Runs	1	2x, last at Central Arkansas (3/1/19)
RBI	1	7x, last vs. South Carolina State (2/23/20)
Stolen Bases	1	vs. Bryant (3/7/20)



PAYTIENCE HOLMAN

19

2020 (Shortened due to COVID-19):

Went 2-3 with a 2.50 ERA in eight appearances and five starts...Tied for second on the team in starts...Tossed two complete games...Ranked second on the team in strikeouts (34) and innings (33.2)...Pitched the first complete game shutout of her career vs. Southern Mississippi (2/15)...Recorded 10 strikeouts and allowed just two walks in that game...Struck out a season-high 14 in complete game win vs. Mississippi Valley State (3/6)...Worked three innings in her first career start vs. Kennesaw State (2/14).

Prep: First-Team Class 3 All-State pitcher at Mexico High School...

Earned All-Region, All-District and All-North Central Conference first-team honors in 2018...Led the Lady Bulldogs to a state title in Springfield with a win over Oak Grove...Set several team records both offensively and inside the circle, including total bases (78), home runs (8), most strikeouts by a pitcher (258) and lowest earned run average with a minimum of 75 innings pitched (1.08)...Also set the record for most innings pitched (165.3) during the 2017 season, as well.

Personal: Born February 23, 2001...Majoring in Human Environmental Studies/Dietetics...Daughter of Mark and Melissa Holman.

// Career-Highs

Innings Pitched	7.0	vs. Southern Mississippi (3/15/20)
Fewest Hits	1	vs. Grambling State (2/22/20)
Most Hits	6	vs. Purdue Fort Wayne (2/14/20)
Fewest Runs	0	2x, last vs. Grambling State (2/22/20)
Most Runs	6	vs. Kennesaw State (2/14/20)
Fewest Walks	0	vs. Mississippi Valley State (3/6/20)
Strikeouts	14	vs. Mississippi State (3/6/20)

Anna Griffin's Career Statistics at Southeast Missouri

Year	Avg.	GP-GS	AB	R	H	2B	3B	HR	RBI	TB	SLG%	BB	HBP	SO	GDP	OB%	SF	SH	SB-ATT	PO	A	E	FLD%
2019	.160	23-3	25	3	4	1	0	2	2	11	.440	6	0	9	0	.323	0	0	0-0	7	1	2	.800
2020	.269	15-10	26	4	7	1	1	0	5	10	.385	7	0	7	0	.412	1	1	1-1	9	0	0	1.000
Total	.216	38-13	51	7	11	2	1	2	7	21	.412	13	0	16	0	.369	1	1	1-1	16	1	2	.895

Anna Griffin's Career Statistics in Ohio Valley Conference Games

Year	Avg.	GP-GS	AB	R	H	2B	3B	HR	RBI	TB	SLG%	BB	HBP	SO	GDP	OB%	SF	SH	SB-ATT	PO	A	E	FLD%
2019	.200	7-0	5	1	1	0	0	0	0	1	.200	2	0	2	0	.429	0	0	0-0	2	0	0	1.000

Paytience Holman's Career Statistics at Southeast Missouri

Year	ERA	W-L	APP	GS	CG	SHO	SV	IP	H	R	ER	BB	SO	2B	3B	HR	AB	B/Avg.	WP	HBP	BK	SFA	SHA
2020	2.50	2-3	8	5	2	0	0	33.2	31	17	12	13	34	5	1	4	150	.238	3	1	0	0	6



RETURNEES

PROFILES



RBI...Made her first career start in left field vs. UMKC (3/9)...Had a RBI-double in that game...Played in six OVC games... OVC Commissioner's Honor Roll and National Fastpitch Coaches Association (NFCA) All-America Scholar-Athlete selection.

2018: Saw limited action playing in three games...Had one hit in two at-bats...First career hit came on a single at Creighton (3/10)...Also played vs. Indiana State (3/13) and

at Memphis (3/17)...OVC Commissioner's Honor Roll selection.

Prep: Team captain at Grover Cleveland High School...CIF L.A. City Section honoree...Hit .532 with 33 runs scored, 41 hits, 11 doubles, four triples, eight home runs and 38 runs batted in as a senior...Boasted a .581 on-base percentage and 1.090 slugging percentage...Tallied seven stolen bases and drew six walks.

Personal: Majoring in Sport Management...Born April 24, 1999... Daughter of Derek and Debi Marton.



DANINA MARTON

11


2020 (Shortened due to COVID-19): Participated in 12 games...Hit .444 with four hits in nine at-bats...Scored five runs, drew a walk and had one RBI...Stole three bases...Posted a season-high two hits and two runs scored at Alabama State (2/21)...Added a RBI-single vs. Bryant (3/7)...Scored in three-straight games from Feb. 15-21...Ohio Valley Conference Commissioner's Honor Roll selection.

2019: Participated in 12 games...Hit .444 with four hits in nine at-bats...Scored five runs, drew a walk and had one RBI...Stole three bases...Posted a season-high two hits and scored two runs at Alabama State (2/21)...Ohio Valley Conference Commissioner's Honor Roll selection.

2019: Hit .214 in 23 games and one start...Collected three hits, three runs scored, a double and two

// Career-Highs

At-Bats	3	3x, last vs. South Carolina State (2/21/20)
Runs	2	at Alabama State (2/21/20)
Hits	2	at Alabama State (2/21/20)
Doubles	1	vs. Kansas City (3/9/19)
Triples	-	-
Home Runs	-	-
RBI	1	3x, last vs. Bryant (3/7/20)
Stolen Bases	1	3x, last vs. Bryant (3/7/20)



AUSTINE PAULEY

15

2020 (Shortened due to COVID-19): Started 17 games, including 13 at shortstop, two at second base and two at third base...

Hit .271 with 12 runs scored, 13 hits, four doubles, a triple, two home runs and nine RBI...Registered a .521 slugging percentage...Ranked

Danina Marton's Career Statistics at Southeast Missouri

Year	Avg.	GP-GS	AB	R	H	2B	3B	HR	RBI	TB	SLG%	BB	HBP	SO	GDP	OB%	SF	SH	SB-ATT	PO	A	E	FLD%
2018	.500	3-0	2	0	1	0	0	0	0	1	.500	0	0	0	0	.500	0	0	0-0	0	0	0	1.000
2019	.214	23-1	14	3	3	1	0	0	2	4	.286	1	0	4	0	.267	0	0	0-1	2	0	0	1.000
2020	.444	12-0	9	5	4	0	0	0	1	4	.444	1	0	0	0	.500	0	0	3-3	0	0	0	.000
Total	.320	38-1	25	8	8	1	0	0	3	9	.360	2	0	4	0	.370	0	0	3-4	2	0	0	1.000

Danina Marton's Career Statistics in Ohio Valley Conference Games

Year	Avg.	GP-GS	AB	R	H	2B	3B	HR	RBI	TB	SLG%	BB	HBP	SO	GDP	OB%	SF	SH	SB-ATT	PO	A	E	FLD%
2019	.333	6-0	3	0	1	0	0	0	1	1	.333	0	0	1	0	.333	0	0	0-0	1	0	0	1.000





PROFILES

RETURNEES

second on the team with eight walks and was hit by a pitch once... Had six stolen bases...Recorded multiple hits three times and had three multi-RBI performances...Went 4-for-5 with two runs, a home run and two RBI in her second start vs. Purdue Fort Wayne (2/14)...Notched two hits at Alabama State (2/21) and vs. Grambling (2/22)...Also had a season-high three stolen bases against Grambling.

Lindenwood (2017-19): Garnered All-MIAA honors multiple times at Lindenwood University...In 2019, had one of the top offensive seasons in Lindenwood history, hitting .362 with school records in slugging percentage (.754) and on-base percentage (.429) in 46 starts... Hit 10 home runs to become the first Lion to get double-digit home runs in a season...Finished among the school's single-season top-10 leaders in several categories in 2018...Etched her name in the record books her freshman campaign setting season records for triples (5) and assists (101)...Was ranked among 2019 National Fastpitch


// Career-Highs

At-Bats	5	2x, last vs. Kansas City (3/1/20)
Runs	2	3x, last vs. Mississippi Valley State (3/6/20)
Hits	4	vs. Purdue Fort Wayne (2/14/20)
Doubles	1	4x, last vs. Bryant (3/7/20)
Triples	1	at Alabama State (2/21/20)
Home Runs	1	2x, last vs. Mississippi Valley State (3/6/20)
RBI	2	3x, last vs. Bryant (3/7/20)
Stolen Bases	3	vs. Grambling State (2/22/20)

Coaches Association (NFCA) Top 50 Players to Watch List.

Prep: Four-time first-team all-district, three-time first-team all-conference and two-time all-region pick at Francis Howell North High School...Earned first and second-team all-state honors in softball...Ranked in top 10 for Missouri in doubles, extra-base hits, total bases, slugging percentage, home runs and runs scored...Also a member of the basketball and track teams...Scored 1,323 points in her basketball career.

Personal: Born February 17, 1998... Majoring in Health Management... Daughter of Scott and Rhonda Pauley...Has six siblings...Was inducted into the St. Charles County Amateur Sports Hall of Fame for softball in 2016...Her father scored the game-winning touchdown in the state championship game for St. Charles High School...Both of her parents attended Tarkio College... Her mother played basketball and her father played football in college.



// Catcher
// 5-6 // R-R
// Sophomore
// Columbia, Ill.
// Columbia H.S.

CHELSEY PENA

21

2020 (Shortened due to COVID-19): Played in 13 games and made five starts, four of which were at catcher...Hit .200 with four runs scored, four hits, three RBI and four walks...Registered one stolen base and had a 1.000 fielding percentage...Scored a run in three of her first four games of the season... Had a RBI-single, scored a run and stole her only base vs. Bryant (3/7)... Collected a season-high two hits vs.

Mississippi Valley State (3/6)...Ohio Valley Conference Commissioner's Honor Roll selection.

2019: Played in 46 games and started 15 as a freshman...Made eight of her starts at catcher... Hit .219 with 14 hits, eight runs scored, four doubles and 10 RBI... Posted two stolen bases and drew two walks...Appeared in 16 games and had four starts in OVC play...

Austine Pauley's Career Statistics at Southeast Missouri

Year	Avg.	GP-GS	AB	R	H	2B	3B	HR	RBI	TB	SLG%	BB	HBP	SO	GDP	OB%	SF	SH	SB-ATT	PO	A	E	FLD%
2020	.271	17-17	48	12	13	4	1	2	9	25	.521	8	1	9	0	.379	1	0	6-7	21	26	5	.904

Chelsy Pena's Career Statistics at Southeast Missouri

Year	Avg.	GP-GS	AB	R	H	2B	3B	HR	RBI	TB	SLG%	BB	HBP	SO	GDP	OB%	SF	SH	SB-ATT	PO	A	E	FLD%
2019	.219	46-15	64	8	14	4	0	0	10	18	.281	2	0	8	1	.242	0	2	2-3	58	4	1	.984
2020	.200	13-5	20	4	4	0	0	0	3	4	.200	4	0	0	0	.333	0	1	1-2	27	0	0	1.000
Total	.214	59-20	84	12	18	4	0	0	13	22	.262	6	0	8	1	.267	0	3	3-5	85	4	1	.989

Chelsy Pena's Career Statistics in Ohio Valley Conference Games

Year	Avg.	GP-GS	AB	R	H	2B	3B	HR	RBI	TB	SLG%	BB	HBP	SO	GDP	OB%	SF	SH	SB-ATT	PO	A	E	FLD%
2019	.167	16-4	18	1	3	0	0	0	2	3	.167	0	0	2	0	.167	0	2	0-0	12	1	0	1.000



RETURNEES

Registered three multiple-hit and three multiple-RBI performances... Posted a season-high two hits vs. Omaha (3/16)...Also had two hits vs. Louisiana-Monroe (3/1) and Coppin State (3/2)...Both of her hits were doubles against Coppin State... OVC Commissioner's Honor Roll and National Fastpitch Coaches Association (NFCA) All-America Scholar-Athlete.

Prep: Claimed all-state and all-conference laurels at Columbia High School...Named Belleville News

Democrat All-Area...Was also named to the St. Louis Post-Dispatch All-Metro team and played for the St. Louis Chaos under Coach Evan Beatty...Hit .458 with 46 runs, 54 hits, 14 doubles, three triples, a team-high nine home runs and 46 RBI as a senior.

Personal: Born April 17, 2000... Majoring in Elementary Education... Daughter of Vance and Sonya Pena.

// Career-Highs

At-Bats	4	2x, last vs. Purdue Fort Wayne (2/14/20)
Runs	2	vs. Kansas City (3/8/19)
Hits	2	3x, last vs. Mississippi Valley State (3/6/20)
Doubles	2	vs. Coppin State (3/2/19)
Triples	-	-
Home Runs	-	-
RBI	2	3x, last vs. Murray State (4/15/19)
Stolen Bases	2	vs. UL Monroe (3/1/19)



ABBY ROLLET

8

2020 (Shortened due to

COVID-19): Did not see action due to injury...Ohio Valley Conference Medal of Honor recipient and Commissioner's Honor Roll selection.

Jefferson College (2018-19):

Played her first two college seasons at Jefferson College...Broke the school's single-season record in batting average with a .521 clip in 2019... Region XVI Academic Team selection...Started 54 games with 58 runs scored, 86 hits, 22 doubles, one tri-

ple, seven home runs, 70 RBI, a .794 slugging percentage, .578 on-base percentage and 11 stolen bases... Was on teams that won a combined 84 games in two seasons...Hit .519 with 41 runs, 70 hits, 19 doubles and 47 RBI as a freshman in 2018.

Prep: Wrapped up her career at nearby Notre Dame High School hitting .426 with 43 RBI, 12 doubles and a school record 10 home runs... Also boasted a .894 slugging percentage as a senior...Was named


PROFILES



the Missouri Class 2 Goalkeeper of the Year.

Personal: Born June 23, 1998... Majoring in Accounting...Daughter of Michael and Sheri Rollet...Started

in goal for SEMO's Ohio Valley Conference Tournament semifinal game against SIU Edwardsville (11/8/19)...Had two saves in that game.



RACHEL ROOK

9

2020 (Shortened due to

COVID-19): Was on pace to have a huge season when 2020 came to an abrupt halt due to COVID-19...Put together a 4-2 record with a staggering 0.70 ERA in seven appearances and six starts...Tossed five complete games and three shutouts...Struck out 51 and walked just seven, while allowing only four earned runs in 40 innings...Led the Redhawks in wins, ERA, starts, complete games, shutouts, innings and strikeouts... Also limited opponents to just a .119 batting average...Led the Ohio Valley Conference in ERA and opposing batting average...Ranked sixth in the conference in strikeouts, ninth in batters struck out looking (14), ninth in wins and fourth in earned runs allowed...Ranked seventh in the nation in ERA, third in hits allowed per seven innings (2.8) and 14th in strikeout-to-walk ratio (7.29)...Was ranked 97th among the nation's top 100 pitchers according to D1Softball.com...Garnered OVC Pitcher of the Week honors on Feb. 24 after going 2-0 with a 0.00 ERA in three appearances and two starts at the Alabama State Stinger Classic, her first action of the season...Tossed

a one-hit complete game shutout with 13 strikeouts vs. South Carolina State (2/23)...Allowed only one walk and three hits in 14 scoreless innings and recorded 23 strikeouts in the tournament...Twirled a one-hit six-inning shutout with career-high 15 strikeouts vs. Bryant (3/6)... Did not allow a run in her first 22 innings of the season...Did not give up an extra base hit in her first four appearances of 2020...Threw three-straight shutouts in a week from Feb. 22-29...OVC Commissioner's Honor Roll selection.

2019: Posted an 11-4 record with a 2.52 ERA as the Redhawks No. 2 pitcher...Started 14 games and made 37 appearances...Threw two complete games and pitched two shutouts...Picked up two saves...Recorded 99 strikeouts in 89 innings... Limited opponents to a .222 batting average...Went 3-1 with a 1.50 ERA, one shutout and 31 strikeouts in 10 appearances and four starts during OVC play...Named OVC Pitcher of the Week (5/6)...Ranked second in the OVC in games finished (17), fourth in games in relief (23) and





PROFILES

RETURNEES

fourth in appearances (37)...Pitched a perfect game with a career-high 12 strikeouts to send Southeast Missouri to a share of the OVC regular-season title vs. Morehead State (5/3)...Had nine strikeouts in five innings vs. Louisiana-Monroe (3/1) and eight strikeouts in four innings vs. UMKC (3/9)...OVC Medal of Honor recipient and Commissioner's Honor Roll selection...Named National Fastpitch Coaches Association (NFCA) All-America Scholar-Athlete.

2018: Pitched in 26 games and made three starts as a freshman...Put together a 5-5 record with a 3.04 ERA and team-high four saves...Ranked second on the team in ERA and strikeouts (54) and third in wins...Combined on two shutouts...Led the Ohio Valley Conference in games finished (20) and relief appearances (23)...Tied for third in the conference and rated 25th in the nation in saves...Regis-

tered a season-high seven strikeouts vs. Tennessee Tech (3/17)...Added six strikeouts vs. Jacksonville State (3/25)...Did not allow a run in nine-straight appearances from Apr. 5-21...Longest outing was four innings on three occasions...Picked up her first career win vs. Tennessee Tech (3/23)...Finished fourth in opposing batting average (.202)...OVC Commissioner's Honor Roll selection.

Prep: Started four years inside the circle at Republic High School...First-team all-conference, all-district and all-region selection...Finished her prep career with a 20-7 record, 1.22 ERA and 272 strikeouts in 154.2 innings...Earned second-team all-state accolades...Named her conference's Player of the Year each of her junior and senior seasons.

Personal: Majoring in Health Management...Born February 9, 1999...Daughter of Curt and Katie Rook.

// Career-Highs

Innings Pitched.....	7.0
Fewest Hits.....	1
Most Hits.....	6
Fewest Runs.....	0
Most Runs.....	6
Fewest Walks.....	0
Strikeouts.....	14

vs. Southern Mississippi (3/15/20)	
vs. Grambling State (2/22/20)	
vs. Purdue Fort Wayne (2/14/20)	
2x, last vs. Grambling State (2/22/20)	
vs. Kennesaw State (2/14/20)	
vs. Mississippi Valley State (3/6/20)	
vs. Mississippi State (3/6/20)	



// Outfield
// 5-7 // L-R
// Freshman
// Park Hills, Mo.
// Central H.S.
// Jefferson College

KIMMY WALLEN

3

2020 (Shortened due to

COVID-19): Hit .200 in 13 games and five starts...Made three of her starts in right field and one in left...Had five hits, three runs scored, two RBI, two walks and a perfect 3-of-3 stolen bases...Made first career start vs. Kennesaw State (2/14)...Registered a season-high two hits and two runs scored vs.

South Carolina State (2/21)...Also had two stolen bases in that game...Hit safely in two of her final four games of the season...Ohio Valley Conference Commissioner's Honor Roll selection.

Prep: Hit .571 without striking out as a senior at Central High School...Posted a 1.48 ERA while going 21-4

Rachel Rook's Career Statistics at Southeast Missouri

Year	ERA	W-L	APP	GS	CG	SHO	SV	IP	H	R	ER	BB	SO	2B	3B	HR	AB	B/Avg.	WP	HBP	BK	SFA	SHA
2018	3.04	5-5	26	3	0	0	4	48.1	34	23	21	24	54	4	1	8	205	.202	3	7	0	2	4
2019	2.52	11-4	37	14	2	2	2	89.0	72	38	32	32	99	13	0	9	377	.222	14	10	0	1	9
2020	0.70	4-2	7	6	5	3	0	40.0	16	4	4	7	51	1	0	2	145	.119	0	2	0	0	2
Total	2.25	20-11	70	23	7	5	6	177.1	122	65	57	63	204	18	1	19	727	.195	17	19	0	3	15

Rachel Rook's Career Statistics in Ohio Valley Conference Games

Year	ERA	W-L	APP	GS	CG	SHO	SV	IP	H	R	ER	BB	SO	2B	3B	HR	AB	B/Avg.	WP	HBP	BK	SFA	SHA
2018	1.48	5-1	12	0	0	0	2	23.2	10	5	5	14	26	0	1	1	95	.133	3	4	0	1	1
2019	1.50	3-1	10	4	1	1	0	23.1	11	6	5	8	31	2	0	1	95	.138	5	6	0	0	1
Total	1.49	8-2	22	4	1	1	2	47.0	21	11	10	22	57	2	1	2	190	.135	8	10	0	1	2

Kimmy Wallen's Career Statistics at Southeast Missouri

Year	Avg.	GP-GS	AB	R	H	2B	3B	HR	RBI	TB	SLG%	BB	HBP	SO	GDP	OB%	SF	SH	SB-ATT	PO	A	E	FLD%
2020	.200	14-6	25	3	5	0	0	0	2	5	.200	2	0	2	0	.259	0	0	3-3	2	0	2	.500




RETURNEES

inside the circle and broke several single-season records en route to leading the Lady Rebels to a runner-up finish at the state tournament...Earned all-state honors every season as a prep...Was also a member of the track and basketball teams.

Personal: Born March 4, 2001... Majoring in Elementary Education... Daughter of Bryan and Katherine Wallen.

// Career-Highs

At-Bats	4	2x, last vs. Purdue Fort Wayne (2/14/20)
Runs	2	vs. Kansas City (3/8/19)
Hits	2	3x, last vs. Mississippi Valley State (3/6/20)
Doubles	2	vs. Coppin State (3/2/19)
Triples	-	-
Home Runs	-	-
RBI	2	3x, last vs. Murray State (4/15/19)
Stolen Bases	2	vs. UL Monroe (3/1/19)



LEAHA WINGER | 20

2020 (Shortened due to COVID-19): Played 12 games and logged one start...Hit .222 with three runs scored, two hits, a double and one RBI...Finished with a RBI-single vs. South Carolina State (2/23)...Went 1-for-1 with a double and run scored vs. Bryant (3/7)...Also scored a run vs. Purdue Fort Wayne (2/14) and Kansas City (3/1)...Was in the lineup as designated hitter for her only start of the season...Ohio Valley Conference Commissioner's Honor Roll selection.

2019: Played in 11 games...Scored two runs and had a walk...Logged nine at-bats...Scored a run vs. Coppin State (3/2) and UMKC (3/8)...OVC Commissioner's Honor Roll and National Fastpitch Coaches Association (NFCA) All-America Scholar-Athlete.

Prep: Four-year starter at Johnston City High School...Four-time all-conference selection...Named All-Conference Most Valuable Player in 2018...Earned All-South

PROFILES



honor in 2016, 2017 and 2018, and was an All-State pick in 2017 and 2018...Three-time All-Select Team honoree...Finished her career with a .485 batting average, .562 on-base percentage, .945 slugging percentage, 187 hits, 51 doubles, five triples, 38 home runs, 67 walks and 173 RBI...Made the honor roll all four

years and boasted a 3.9 grade point average...Ranked seventh overall in her graduating senior class.

Personal: Born July 4, 2000... Majoring in Healthcare Administration...Daughter of Russell and Heather Winger.

// Career-Highs

At-Bats	4	2x, last vs. Purdue Fort Wayne (2/14/20)
Runs	2	vs. Kansas City (3/8/19)
Hits	2	3x, last vs. Mississippi Valley State (3/6/20)
Doubles	2	vs. Coppin State (3/2/19)
Triples	-	-
Home Runs	-	-
RBI	2	3x, last vs. Murray State (4/15/19)
Stolen Bases	2	vs. UL Monroe (3/1/19)



SEMO
SOFTBALL

Leaha Winger's Career Statistics at Southeast Missouri


Year	Avg.	GP-GS	AB	R	H	2B	3B	HR	RBI	TB	SLG%	BB	HBP	SO	GDP	OB%	SE	SH	SB-ATT	PO	A	E	FLD%
2019	.000	11-0	9	2	0	0	0	0	0	0	.000	1	0	1	0	.100	0	0	1-2	4	1	0	1.000
2020	.222	12-1	9	3	2	1	0	0	1	3	.333	0	0	2	0	.222	0	0	0-0	1	2	0	1.000
Total	.111	23-1	18	5	2	1	0	0	1	3	.167	1	0	3	0	.158	0	0	1-2	5	3	0	1.000





PROFILES

NEWCOMERS



// Outfield
// 6-4 // L-L
// Freshman
// Rochester, Ill.
// Rochester H.S.

JILLIAN ANDERSON

1

Prep: Named 2019 State Journal-Register Best of Preps All-Area at Rochester High School...Hit .545 and scored 51 runs as a junior...Struck out just four times in 113 plate appearances, had 11 doubles, six triples and three home runs...Led the Rockets with 18 stolen bases and made just one error...All-Conference and All-State selection each of her final two prep seasons...

Second-Team All-State honoree as a junior and Third-Team All-State as a sophomore...Made the Honor Roll all of her high school seasons and was a member of the National Honor Society...Also played tennis.

Personal: Born January 10, 2002...Majoring in Biochemistry...Daughter of Jeff and Terri Anderson.



// Infield
// 5-7 // R-R
// Freshman
// Eureka, Mo.
// Eureka H.S.

KILEIGH GRISHAM

5

Prep: First-Team All-Conference and All-District selection in each of her final three years at Eureka High School...Earned First-Team All-Region accolades as a junior and senior...Was her team's Defensive Most Valuable Player all four of her prep seasons...Garnered All-State honors for three years and was a member of the National Honor Society as a junior and senior...Hit .395 with 28 runs scored, 34 hits, a team-high 15 doubles and two triples, and led the team in both home runs (7) and RBI

(36) as a senior...Held a .860 slugging percentage and .464 on-base percentage...Hit .417 with 27 runs, 40 hits, 12 doubles, five home runs and 45 RBI her junior year...Led the team in RBI and doubles, and was second in batting average.

Personal: Born June 4, 2002...Majoring in Hospitality Management...Daughter of Rich and Lisa Grisham.



// Pitcher/Infield
// 5-9 // L-R
// Freshman
// Jonesboro, Ark.
// Valley View H.S.


KATIE DREILING

12

Prep: Pitcher and first baseman at Valley View High School...Three-time All-State and All-Conference selection...Named Best Under the Sun Newspaper Player of the Year as a sophomore and junior...Was Valley View's Defensive Player of the Year as a junior and Offensive Player of the Year as both a sophomore and freshman...In 2018, she led the 5A East Conference in batting average (.537), slugging percentage (1.000), RBI (45), on-base percentage (.635), ERA (0.66)

and strikeouts (225)...Holds Arkansas state single-season records in ERA (0.18), perfect games (6), no-hitters (9) and shutouts (21)...Her team was state runner-up her freshman year and District Champions her last two prep seasons...Earned All-Conference laurels one year on the basketball team.

Personal: Born January 14, 2002...Exploratory Major...Daughter of Brian and Rhonda Dreiling.



// Pitcher/Infield
// 6-0 // R-R
// Freshman
// Wentzville, Mo.
// Holt H.S.

AMANDA HANSEN

22

Prep: Played three varsity seasons as a pitcher and infielder at Holt High School...Earned Second-Team All-District and All-Conference honors as a senior...Named First-Team All-Region, All-District and All-Conference her junior year...Was part of three GAC South Conference championships and two district titles...Finished with a 8-2 record and 2.11 ERA in 16 games and eight starts as a senior...Struck out 62 in 56.3 innings of work...Tossed two

complete games and picked up a save...Hit .383 with 27 runs scored, six doubles, five home runs, 18 RBI, a .642 slugging percentage and .432 on-base percentage as a junior...Also posted a 8-3 record in 13 games and 11 starts inside the circle...Struck out 59 in 60 innings, pitched three complete games and was credited with one save.

Personal: Born June 3, 2002...Majoring in Criminal Justice...Daughter of Craig and Kim Hansen...Was teammates with fellow SEMO signee Kelby Robinson.



NEWCOMERS

PROFILES



KAYLEE PAYNE | **18**

Prep: Three-sport athlete at Oran High School...Three-time First-Team All-Conference, All-District and All-Region infielder...Secured First-Team All-State accolades as a sophomore and Second-Team honors as a junior and freshman...Made the Southeast Missourian Team and was a SEMOball Awards finalist as a junior...Hit .580 with 38 stolen bases that year...Led her team in batting

average, stolen bases and extra base hits...Four-year varsity starter in softball, basketball and volleyball...Earned First-Team All-Conference recognition in basketball and volleyball.

Personal: Born July 23, 2002...Majoring in Biomedical Sciences...Daughter of Rick and Jan Payne.



KELBY ROBINSON | **17**

Prep: First-Team All-Conference, All-District and All-Region outfielder at Holt High School...Earned Second-Team All-State honors as a senior...Set a single-season school record with 50 singles...That total rates fourth all-time in the Gateway Athletic Conference and 10th in the Missouri State High School Activities Association (MSHSAA)...Stole 90 bases in her career, fourth-most in the GAC...Was part of multiple conference championship teams

as a prep...All-Conference and All-District performer, as well as a Sectional and State qualifier in track & field.

Personal: Born August 24, 2001...Majoring in Human Environmental Studies...Daughter of Brandy and Mark Robinson...Was teammates with fellow SEMO signee Amanda Hansen.



ABIGAIL RICKERMANN | **16**

Prep: Middle infielder who claimed First-Team All-Conference, All-District, All-Region and All-State laurels as a junior and senior at Festus High School...Set her school's career stolen base record her junior year...Broke her school's single-season stolen base record and earned First-Team All-Conference, All-District and All-Region honors as a sophomore...First-Team All-Conference and All-District pick as a freshman...Helped lead her team to a pair of district titles and one conference championship...Academic All-State selection from 2016-19...Ranked

among the top 10 in her class...Hit .467 with 42 hits, a team-high 35 runs scored, six doubles, three triples, a home run and 16 RBI as a senior...Boasted a .633 slugging percentage and .547 on-base percentage...Led the team with a .545 batting average as a junior...Finished with 30 hits, two doubles, 25 runs scored, a triple and 10 RBI that year.

Personal: Born November 2, 2001...Majoring in Pre-Physical/Occupational Therapy...Daughter of Mike and Melissa Rickermann.





PROFILES

NEWCOMERS



// Infield/Pitcher
// 5-5 // R-R
// Sophomore
// Farmington, Mo.
// Farmington H.S.
// Jefferson College

ALYSON TUCKER

4

Jefferson College: First-Team All-Conference and All-Region selection as a freshman at Jefferson College...Hit .400 with 17 runs, four doubles, a triple, two home runs and eight RBI in 16 starts during the 2020 season that was shortened due to COVID-19...Also led the team with nine stolen bases...Hit .481 with 70 run scored, 88 hits, 25 doubles, 10 triples, five home runs, 57 RBI and 25 stolen bases in 2019...Ranked third on the team in batting average and led the Vikings in runs, hits, doubles and triples...Also walked 16 times.

Prep: Four-time All-Conference selection at Farmington High School...

Earned All-District honors three years and All-Region accolades in two seasons...Concluded her prep career as a First-Team All-State pick...Hit .602 with a 1.045 slugging percentage, .650 on-base percentage, 31 runs scored, 53 hits, 17 doubles, two triples, six home runs and 34 RBI as a senior...Hit .516 with 46 runs, 47 hits, 12 doubles, a triple, 10 home runs and 32 RBI her junior year.

Personal: December 18, 1999... Majoring in Exceptional Childhood Learning...Daughter of Kris and Jenn Tucker.



// Infield
// 5-3 // L-R
// Freshman
// Mt. Zion, Ill.
// Mt. Zion H.S.

KYNZIE WRIGLEY

24

Prep: Senior season at Mt. Zion High School was cancelled due to the COVID-19 pandemic...Hit .475 with 50 runs scored, 56 hits, 42 RBI, 13 doubles, a triple and 10 home runs as a junior...First-Team All-Conference and Second-Team All-State honoree...Was part of two teams that made state tournament

appearances...Also a member of the basketball team.

Personal: Born May 13, 2002... Majoring in Communication Disorders...Daughter of Jamie and Tiffany Wrigley.





2021



REVIEW

Southeast Missouri was 12-5 when its 2020 season was cancelled due to a global COVID-19 pandemic. SEMO went on a nine-game winning streak from Feb. 14-29. SEMO led the Ohio Valley Conference in slugging percentage, on-base percentage, triples and stolen bases when play was suspended.



REVIEW

2020 FINAL STATISTICS

Overall: 12-5 Home: 1-2 Away: 2-2 Neutral: 9-1

No.	Name	Avg.	GP-GS	AB	R	H	2B	3B	HR	RBI	TB	SLG%	BB	HBP	SO	GDP	OB%	SF	SH	SB-ATT	PO	A	E	FLD%	
2	Rachel Anderson	.480	17-17	50	19	24	1	5	3	15	44	.880	6	3	0	0	.541	2	1	9-10	24	2	1	.963	
14	Kaylee Anderson	.381	16-14	42	15	16	1	1	3	9	28	.667	3	6	7	0	.490	0	2	8-8	17	21	0	1.000	
24	Rachael Donald	.367	14-12	30	3	11	3	0	0	3	14	.467	4	0	8	1	.441	0	0	0-0	69	5	1	.987	
26	Ashley Ellis	.347	17-17	49	13	17	2	0	8	21	43	.878	11	0	8	0	.467	0	0	0-0	87	2	0	1.000	
12	Addison Barnouski	.294	15-13	34	9	10	1	1	1	7	16	.471	8	0	11	0	.429	0	0	1-2	14	9	0	1.000	
22	Madison Harris	.278	15-14	36	7	10	0	2	0	5	14	.389	3	1	5	0	.350	0	1	2-2	8	1	0	1.000	
15	Austine Pauley	.271	17-17	48	12	13	4	1	2	9	25	.521	8	1	9	0	.379	1	0	6-7	21	26	5	.904	
27	Anna Griffin	.269	15-10	26	4	7	1	1	0	5	10	.385	7	0	7	0	.412	1	1	1-1	9	0	0	1.000	
4	Claudia Gallo	.250	16-16	44	10	11	0	1	1	7	16	.364	3	5	11	0	.352	2	2	3-3	16	0	0	1.000	
10	Ashley Emert	.217	17-9	23	6	5	1	1	1	5	11	.478	4	1	8	0	.345	1	0	3-3	16	21	3	.925	
3	Kimmy Wallen	.200	14-6	25	3	5	0	0	0	2	5	.200	2	0	2	0	.259	0	0	3-3	2	0	2	.500	
21	Chelsy Pena	.200	13-5	20	4	4	0	0	0	3	4	.200	4	0	0	0	.333	0	1	1-2	27	0	0	1.000	

11	Danina Marton	.444	12-0	9	5	4	0	0	0	1	4	.444	1	0	0	0	.500	0	0	3-3	0	0	0	.000	
18	Keira Hance	.222	10-1	9	2	2	0	1	0	5	4	.444	1	0	2	0	.300	0	1	1-1	3	5	2	.800	
20	Leaha Wininger	.222	12-1	9	3	2	1	0	0	1	3	.333	0	0	2	0	.222	0	0	0-0	1	2	0	1.000	
7	Karsyn Davis	.000	5-1	3	0	0	0	0	0	0	0	.000	1	0	0	0	.250	0	1	0-0	24	3	0	1.000	
16	Carlie Sanders	.000	1-0	0	0	0	0	0	0	0	0	.000	0	0	0	0	.000	0	0	0-0	0	0	0	.000	
Totals		.309	17-17	457	115	141	15	14	19	98	241	.527	66	17	80	1	.410	7	10	41-45	339	112	14	.970	
Opponents		.204	17-17	411	51	84	14	1	11	46	133	.324	45	8	109	2	.294	2	12	9-12	329	127	29	.940	
LOB - Team (115), Opp (90). DPs turned - Team (5), Opp (4). IBB - Team (0), Opp (1). Picked off - K. ANDERSON 2.																									

No.	Name	ERA	W-L	APP	GS	CG	SHO/CBO	SV	IP	H	R	ER	BB	SO	2B	3B	HR	AB	B/Avg.	WP	HBP	BK	SFA	SHA
9	Rachel Rook	0.70	4-2	7	6	5	3/1	0	40.0	16	4	4	7	51	1	0	2	134	.119	0	2	0	0	2
19	Paytience Holman	2.50	2-3	8	5	2	1/0	0	33.2	31	17	12	13	34	5	1	4	130	.238	3	1	0	0	6
14	Kaylee Anderson	4.12	3-0	7	0	0	0/2	1	18.2	20	16	11	8	12	2	0	2	75	.267	2	3	0	1	0

6	Marisa Davis	2.62	1-0	4	1	0	0/1	0	8.0	5	3	3	2	6	1	0	2	27	.185	0	2	0	0	1
5	Alexis Estes	5.53	2-0	7	5	0	0/0	0	12.2	12	11	10	15	6	5	0	1	45	.267	8	0	0	1	3
Totals		2.48	12-5	17	17	7	6/2	1	113.0	84	51	40	45	109	14	1	11	411	.204	13	8	0	2	12
Opponents		5.62	5-12	17	17	6	2/1	2	109.2	141	115	88	66	80	15	14	19	457	.309	9	17	0	7	10
PB - Team (3), Pena 1, K. Davis 1, DONALD 1, Opp (1). Pickoffs - Team (1), Donald 1. SBA/ATT - Donald (8-10), Rook (2-4), K. Anderson (2-3), Holman (3-3), M. Davis (1-1), Estes (1-1), Pena (1-1).																								



2020 RESULTS/HITTING STATISTICS

REVIEW



Date	Opponent	W/L	Score	R	H	E	R	H	E	Innings	Overall	Conference	Pitcher of Record	Attendance	Time
02-14-20	vs. Kennesaw State !	L	4-6	4	3	2/	6	7	1	7	0-1-0	0-0-0	Holman (L, 0-1)	121	2:37
02-14-20	vs. Purdue Fort Wayne !	W	16-15	16	19	1/	15	18	1	(9)	1-1-0	0-0-0	K. Anderson (W, 1-0)	127	3:45
02-15-20	vs. Southern Mississippi !	W	7-0	7	9	1/	0	4	3	7	2-1-0	0-0-0	Holman (W, 1-1)	117	2:24
02-15-20	at Troy !	W	13-3	13	10	0/	3	3	1	7	3-1-0	0-0-0	K. Anderson (W, 2-0)	97	2:49
02-21-20	vs. South Carolina State @	W	16-3	16	11	0/	3	2	4	5	4-1-0	0-0-0	Estes (W, 1-0)	86	2:24
02-21-20	at Alabama State @	W	12-3	12	15	1/	3	6	5	6	5-1-0	0-0-0	K. Anderson (W, 3-0)	70	2:17
02-22-20	vs. Howard @	W	3-0	3	9	0/	0	4	3	7	6-1-0	0-0-0	Rook (W, 1-0)	54	1:30
02-22-20	vs. Grambling @	W	4-1	4	8	1/	1	2	0	7	7-1-0	0-0-0	Estes (W, 2-0)	81	2:00
02-23-20	vs. South Carolina State @	W	2-0	2	3	1/	0	1	0	7	8-1-0	0-0-0	Rook (W, 2-0)	67	1:42
02-29-20	KANSAS CITY	W	3-0	3	4	0/	0	4	0	7	9-1-0	0-0-0	Rook (W, 3-0)	257	1:45
03-01-20	KANSAS CITY	L	12-13	12	12	2/	13	10	2	7	9-2-0	0-0-0	Holman (L, 1-2)	305	2:57
03-01-20	KANSAS CITY	L	1-2	1	7	1/	2	5	0	7	9-3-0	0-0-0	Rook (L, 3-1)	274	1:51
03-06-20	vs. Mississippi Valley St. #	W	6-1	6	7	0/	1	6	2	7	10-3-0	0-0-0	Holman (W, 2-2)	89	2:28
03-06-20	vs. Bryant #	W	8-0	8	11	1/	0	1	3	6	11-3-0	0-0-0	Rook (W, 4-1)	97	1:38
03-07-20	at Mississippi Valley St. #	L	0-2	0	1	3/	2	5	0	7	11-4-0	0-0-0	Holman (L, 2-3)	305	1:40
03-07-20	vs. Bryant #	W	8-0	8	8	0/	0	3	4	5	12-4-0	0-0-0	M. Davis (W, 1-0)	38	1:39
03-08-20	at #24 Mississippi State #	L	0-2	0	4	0/	2	3	0	7	12-5-0	0-0-0	Rook (L, 4-2)	342	1:44

Home Games in **BOLD CAPS**; * - Denotes Ohio Valley Conference Game; ! - Troy University Tournament (Troy, Ala.); Stinger Classic (Montgomery, Ala.); # Bulldog Slamboree (Starkville, Miss.; O extra inning game

Southeast Missouri Hitting Statistics (Home Games)

Home: 1-2

No.	Name	Avg.	GP-GS	AB	R	H	2B	3B	HR	RBI	TB	SLG%	BB	HBP	SO	GDP	OB%	SF	SH	SB-ATT	PO	A	E	FLD%
2	Rachel Anderson	.667	3-3	9	4	6	0	0	1	2	9	1.000	2	0	0	0	.727	0	0	4-4	4	1	0	1.000
14	Kaylee Anderson	.500	3-3	10	4	5	0	0	2	3	11	1.100	0	0	3	0	.500	0	1	1-1	3	4	0	1.000
15	Austine Pauley	.000	3-3	10	1	0	0	0	0	0	0	.000	0	0	3	0	.000	0	0	0-0	5	4	1	.900

10	Ashley Emert	.667	3-1	3	1	2	0	0	1	1	5	1.667	0	0	1	0	.667	0	0	0-0	4	3	1	.875
27	Anna Griffin	.500	2-1	2	0	1	0	0	0	0	1	.500	0	0	0	0	.500	0	1	0-0	4	0	0	1.000
18	Keira Hance	.500	1-1	2	0	1	0	0	0	2	1	.500	0	0	1	0	.500	0	0	0-0	0	1	1	.500
12	Addison Barnouski	.333	3-2	6	0	2	0	0	0	1	2	.333	1	0	2	0	.429	0	0	0-1	2	4	0	1.000
22	Madison Harris	.250	3-3	8	2	2	0	0	0	1	2	.250	1	0	2	0	.333	0	0	0-0	3	1	0	1.000
4	Claudia Gallo	.250	3-3	8	1	2	0	1	0	0	4	.500	1	1	1	0	.400	0	0	0-0	4	0	0	1.000
24	Rachael Donald	.167	3-2	6	0	1	0	0	0	2	1	.167	1	0	2	1	.286	0	0	0-0	14	2	0	1.000
26	Ashley Ellis	.167	3-3	6	2	1	0	0	1	2	4	.667	4	0	1	0	.500	0	0	0-0	15	0	0	1.000
21	Chelsy Pena	.000	1-1	3	0	0	0	0	0	1	0	.000	0	0	0	0	.000	0	0	0-0	5	0	0	1.000
20	Leaha Winger	.000	2-1	3	1	0	0	0	0	0	0	.000	0	0	2	0	.000	0	0	0-0	0	0	0	.000
3	Kimmy Wallen	.000	2-0	2	0	0	0	0	0	0	0	.000	0	0	0	0	.000	0	0	0-0	0	0	0	.000
11	Danina Marton	.000	1-0	0	0	0	0	0	0	0	0	.000	0	0	0	0	.000	0	0	0-0	0	0	0	.000
7	Karsyn Davis	.000	1-0	0	0	0	0	0	0	0	0	.000	0	0	0	0	.000	0	0	0-0	0	1	0	1.000
Totals		.295	3-3	78	16	23	0	1	5	15	40	.513	10	1	18	1	.382	0	2	5-6	63	24	3	.967
Opponents		.241	3-3	79	15	19	3	0	4	15	34	.430	11	2	14	0	.344	1	3	0-1	60	27	2	.978

LOB - Team (15), Opp (18). DPs turned - Team (1), Opp (3).

OVC TOURNAMENT CHAMPIONS • 1994 • 1996 • 1997 • 1998 • 1999 • 2019 // NCAA TOURNAMENT • 1999 • 2019

FOLLOW THE REDHAWKS AT GOSOUTHEAST.COM





REVIEW

2020 HITTING STATISTICS

Southeast Missouri Hitting Statistics (Away Games)

Away: 2-2

No.	Name	Avg.	GP-GS	AB	R	H	2B	3B	HR	RBI	TB	SLG%	BB	HBP	SO	GDP	OB%	SF	SH	SB-ATT	PO	A	E	FLD%	
24	Rachael Donald	.500	4-4	10	2	5	2	0	0	1	7	.700	2	0	2	0	.583	0	0	0-0	14	0	1	.933	
2	Rachel Anderson	.455	4-4	11	2	5	0	3	0	5	11	1.000	1	0	0	0	.429	2	0	1-2	9	1	0	1.000	
12	Addison Barnouski	.333	4-4	12	5	4	1	1	0	4	7	.583	2	0	3	0	.429	0	0	1-1	6	2	0	1.000	
26	Ashley Ellis	.214	4-4	14	1	3	0	0	1	3	6	.429	1	0	5	0	.267	0	0	0-0	22	0	0	1.000	
15	Austine Pauley	.182	4-4	11	1	2	1	1	0	3	5	.455	3	0	4	0	.357	0	0	1-1	4	6	2	.833	
4	Claudia Gallo	.167	4-4	12	3	2	0	0	0	0	2	.167	1	2	5	0	.333	0	0	1-1	6	0	0	1.000	
14	Kaylee Anderson	.100	4-3	10	2	1	0	0	0	1	1	.100	0	2	2	0	.250	0	0	1-1	2	8	0	1.000	

11	Danina Marton	1.000	3-0	2	3	2	0	0	0	0	2	1.000	1	0	0	0	1.000	0	0	1-1	0	0	0	.000	
21	Chelsy Pena	1.000	2-0	1	1	1	0	0	0	0	1	1.000	1	0	0	0	1.000	0	0	0-0	2	0	0	1.000	
22	Madison Harris	.375	3-3	8	1	3	0	1	0	2	5	.625	0	0	1	0	.375	0	0	0-0	3	0	0	1.000	
27	Anna Griffin	.143	3-3	7	1	1	0	0	0	1	1	.143	1	0	3	0	.250	0	0	0-0	0	0	0	.000	
3	Kimmy Wallen	.143	3-2	7	1	1	0	0	0	0	1	.143	0	0	1	0	.143	0	0	0-0	0	0	1	.000	
10	Ashley Emert	.000	4-1	2	0	0	0	0	0	0	0	.000	0	0	2	0	.000	0	0	0-0	7	4	0	1.000	
18	Keira Hance	.000	3-0	1	2	0	0	0	0	0	0	.000	0	0	0	0	.000	0	0	0-0	0	0	0	.000	
20	Leaha Wininger	.000	2-0	0	0	0	0	0	0	0	0	.000	0	0	0	0	.000	0	0	0-0	0	0	0	.000	
Totals		.278	4-4	108	25	30	4	6	1	20	49	.454	13	4	28	0	.370	2	0	6-7	75	22	4	.960	
Opponents		.185	4-4	92	10	17	1	1	2	10	26	.283	11	1	14	0	.279	0	1	3-4	81	28	6	.948	

LOB - Team (21), Opp (20). DPs turned - Team (1). IBB - Team (0), Opp (1). Picked off - K. Anderson 1.

Southeast Missouri Hitting Statistics (Neutral Games)

Neutral: 9-1

No.	Name	Avg.	GP-GS	AB	R	H	2B	3B	HR	RBI	TB	SLG%	BB	HBP	SO	GDP	OB%	SF	SH	SB-ATT	PO	A	E	FLD%	
14	Kaylee Anderson	.455	9-8	22	9	10	1	1	1	5	16	.727	3	4	2	0	.586	0	1	6-6	12	9	0	1.000	
26	Ashley Ellis	.448	10-10	29	10	13	2	0	6	16	33	1.138	6	0	2	0	.543	0	0	0-0	50	2	0	1.000	
2	Rachel Anderson	.433	10-10	30	13	13	1	2	2	8	24	.800	3	3	0	0	.528	0	1	4-4	11	0	1	.917	
15	Austine Pauley	.407	10-10	27	10	11	3	0	2	6	20	.741	5	1	2	0	.500	1	0	5-6	12	16	2	.933	
24	Rachael Donald	.357	7-6	14	1	5	1	0	0	0	6	.429	1	0	4	0	.400	0	0	0-0	41	3	0	1.000	
27	Anna Griffin	.294	10-6	17	3	5	1	1	0	4	8	.471	6	0	4	0	.458	1	0	1-1	5	0	0	1.000	
4	Claudia Gallo	.292	9-9	24	6	7	0	0	1	7	10	.417	1	2	5	0	.345	2	2	2-2	6	0	0	1.000	
22	Madison Harris	.250	9-8	20	4	5	0	1	0	2	7	.350	2	1	2	0	.348	0	1	2-2	2	0	0	1.000	
12	Addison Barnouski	.250	8-7	16	4	4	0	0	1	2	7	.438	5	0	6	0	.429	0	0	0-0	6	3	0	1.000	
3	Kimmy Wallen	.250	9-4	16	2	4	0	0	0	2	4	.250	2	0	1	0	.333	0	0	3-3	2	0	1	.667	
21	Chelsy Pena	.188	10-4	16	3	3	0	0	0	2	3	.188	3	0	0	0	.316	0	1	1-2	20	0	0	1.000	
10	Ashley Emert	.167	10-7	18	5	3	1	1	0	4	6	.333	4	1	5	0	.333	1	0	3-3	5	14	2	.905	

20	Leaha Wininger	.333	8-0	6	2	2	1	0	0	1	3	.500	0	0	0	0	.333	0	0	0-0	1	2	0	1.000	
11	Danina Marton	.286	8-0	7	2	2	0	0	0	1	2	.286	0	0	0	0	.286	0	0	2-2	0	0	0	.000	
18	Keira Hance	.167	6-0	6	0	1	0	1	0	3	3	.500	1	0	1	0	.286	0	1	1-1	3	4	1	.875	
7	Karsyn Davis	.000	4-1	3	0	0	0	0	0	0	0	.000	1	0	0	0	.250	0	1	0-0	24	2	0	1.000	
16	Carlie Sanders	.000	1-0	0	0	0	0	0	0	0	0	.000	0	0	0	0	.000	0	0	0-0	0	0	0	.000	
Totals		.325	10-10	271	74	88	11	7	13	63	152	.561	43	12	34	0	.432	5	8	30-32	201	66	7	.974	
Opponents		.200	10-10	240	26	48	10	0	5	21	73	.304	23	5	81	2	.283	1	8	6-7	188	72	21	.925	

LOB - Team (79), Opp (52). DPs turned - Team (3), Opp (1). Picked off - K. Anderson 1.





Southeast Missouri Pitching Statistics (Home Games)

Home: 1-2

No.	Name	ERA	W-L	APP	GS	CG	SHO/CBO	SV	IP	H	R	ER	BB	SO	2B	3B	HR	AB	B/Avg.	WP	HBP	BK	SFA	SHA
9	Rachel Rook	1.00	1-1	2	2	2	1/0	0	14.0	9	2	2	5	9	0	0	2	49	.184	0	1	0	0	1
19	Paytience Holman	3.50	0-1	1	0	0	0/0	0	2.0	2	3	1	1	1	1	0	1	7	.286	0	0	0	0	2
5	Alexis Estes	9.00	0-0	1	1	0	0/0	0	2.1	3	3	3	2	2	2	0	0	10	.300	2	0	0	0	0
6	Marisa Davis	10.50	0-0	1	0	0	0/0	0	0.2	1	1	1	0	1	0	0	1	3	.333	0	0	0	0	0
14	Kaylee Anderson	17.50	0-0	1	0	0	0/0	0	2.0	4	6	5	3	1	0	0	0	10	.400	0	1	0	1	0
	Totals	4.00	1-2	3	3	2	1/0	0	21.0	19	15	12	11	14	3	0	4	79	.241	2	2	0	1	3
	Opponents	4.20	2-1	3	3	2	0/0	0	20.0	23	16	12	10	18	0	1	5	78	.295	2	1	0	0	2

PB - Team (1), K. Davis 1. SBA/ATT - Donald (0-1), Rook (0-1).

Southeast Missouri Pitching Statistics (Away Games)

Away: 2-2

No.	Name	ERA	W-L	APP	GS	CG	SHO/CBO	SV	IP	H	R	ER	BB	SO	2B	3B	HR	AB	B/Avg.	WP	HBP	BK	SFA	SHA
14	Kaylee Anderson	0.00	2-0	2	0	0	0/0	0	7.1	4	0	0	1	6	0	0	0	25	.160	1	0	0	0	0
19	Paytience Holman	1.62	0-1	2	2	1	0/0	0	8.2	9	5	2	3	3	0	1	1	36	.250	0	0	0	0	1
9	Rachel Rook	2.33	0-1	1	1	1	0/0	0	6.0	3	2	2	1	4	1	0	0	21	.143	0	1	0	0	0
6	Marisa Davis	3.00	0-0	1	0	0	0/0	0	2.1	1	1	1	1	1	0	0	1	8	.125	0	0	0	0	0
5	Alexis Estes	21.00	0-0	1	1	0	0/0	0	0.2	0	2	2	5	0	0	0	0	2	.000	0	0	0	0	0
	Totals	1.96	2-2	4	4	2	0/0	0	25.0	17	10	7	11	14	1	1	2	92	.185	1	1	0	0	1
	Opponents	4.41	2-2	4	4	2	2/1	1	27.0	30	25	17	13	28	4	6	1	108	.278	0	4	0	2	0

SBA/ATT - Donald (3-3), K. Anderson (1-2), Holman (1-1), Estes (1-1).

Southeast Missouri Pitching Statistics (Neutral Games)

Away: 9-1

No.	Name	ERA	W-L	APP	GS	CG	SHO/CBO	SV	IP	H	R	ER	BB	SO	2B	3B	HR	AB	B/Avg.	WP	HBP	BK	SFA	SHA
9	Rachel Rook	0.00	3-0	4	3	2	2/1	0	20.0	4	0	0	1	38	0	0	0	64	.063	0	0	0	0	1
19	Paytience Holman	2.74	2-1	5	3	1	1/0	0	23.0	20	9	9	9	30	4	0	2	87	.230	3	1	0	0	3

6	Marisa Davis	1.40	1-0	2	1	0	0/1	0	5.0	3	1	1	1	4	1	0	0	16	.188	0	2	0	0	1
5	Alexis Estes	3.62	2-0	5	3	0	0/0	0	9.2	9	6	5	8	4	3	0	1	33	.273	6	0	0	1	3
14	Kaylee Anderson	4.50	1-0	4	0	0	0/2	1	9.1	12	10	6	4	5	2	0	2	40	.300	1	2	0	0	0
	Totals	2.19	9-1	10	10	3	5/2	1	67.0	48	26	21	23	81	10	0	5	240	.200	10	5	0	1	8
	Opponents	6.59	1-9	10	10	2	0/0	1	62.2	88	74	59	43	34	11	7	13	271	.325	7	12	0	5	8

PB - Team (2), PENA 1, DONALD 1, Opp (1). Pickoffs - Team (1), DONALD 1. SBA/ATT - DONALD (5-6), ROOK (2-3), HOLMAN (2-2), M. DAVIS (1-1), K. ANDERSON (1-1), PENA (1-1).





REVIEW

2020 MISCELLANEOUS STATISTICS

Hitting Game Highs

At bats:	41
Runs scored:	16
Hits:	19
RBI's:	16
Doubles:	4
Triples:	3
Home runs:	5
Total bases:	36
Walks:	10
Strikeouts:	13
Sac hits:	5
Sac flies:	1
Stolen bases:	6
Hit by pitch:	4
Caught stealing:	1
Runners LOB:	13
Hit into DP:	1

Pitching Game Highs

Innings pitched:	9.0
Runs allowed:	15
Earned runs:	10
Walks allowed:	7
Strikeouts:	15
Hits allowed:	18
Doubles allowed:	3
Triples allowed:	1
Homers allowed:	3
Wild pitches:	3
Hit batters:	3

Individual Hitting Game Highs

At bats:	6
Runs scored:	3
Hits:	4
RBI's:	4
Doubles:	2
Triples:	2
Home runs:	2
Total bases:	10
Walks:	3
Strikeouts:	3
Sac hits:	1
Sac flies:	1
Stolen bases:	4
Hit by pitch:	2
Caught stealing:	1
Runners LOB:	7

Individual Pitching Game Highs

Innings pitched:	7.0
Runs allowed:	9
Earned runs:	5
Walks allowed:	5
Strikeouts:	15
Hits allowed:	8
Doubles allowed:	3
Triples allowed:	1
Homers allowed:	2
Wild pitches:	2

vs Purdue Fort Wayne (02-14-20 at Troy, Ala.)
 vs Purdue Fort Wayne (02-14-20 at Troy, Ala.)
 vs SC State (02-21-20 at Montgomery, Ala.)
 vs Purdue Fort Wayne (02-14-20 at Troy, Ala.)
 vs Purdue Fort Wayne (02-14-20 at Troy, Ala.)
 at Alabama State (02-21-20)
 vs SC State (02-21-20 at Montgomery, Ala.)
 vs Purdue Fort Wayne (02-14-20 at Troy, Ala.)
 vs Purdue Fort Wayne (02-14-20 at Troy, Ala.)
 vs SC State (02-21-20 at Montgomery, Ala.)
 at Mississippi State (03-08-20)
 vs Purdue Fort Wayne (02-14-20 at Troy, Ala.)
 (7 games)
 vs SC State (02-21-20 at Montgomery, Ala.)
 vs Kennesaw State (02-14-20 at Troy, Ala.)
 (4 games)
 vs Purdue Fort Wayne (02-14-20 at Troy, Ala.)
 (4 games)

vs Purdue Fort Wayne (02-14-20 at Troy, Ala.)
 vs Purdue Fort Wayne (02-14-20 at Troy, Ala.)
 vs Purdue Fort Wayne (02-14-20 at Troy, Ala.)
 vs Kansas City (03-01-20)
 vs Kennesaw State (02-14-20 at Troy, Ala.)
 vs Purdue Fort Wayne (02-14-20 at Troy, Ala.)
 vs Bryant (03-06-20 at Starkville, Miss.)
 vs Purdue Fort Wayne (02-14-20 at Troy, Ala.)
 vs Kennesaw State (02-14-20 at Troy, Ala.)
 vs Purdue Fort Wayne (02-14-20 at Troy, Ala.)
 vs Kansas City (03-01-20)
 at Alabama State (02-21-20)
 vs Purdue Fort Wayne (02-14-20 at Troy, Ala.)
 vs Grambling (02-22-20 at Montgomery, Ala.)
 vs Bryant (03-07-20 at Starkville, Miss.)

Ashley Ellis vs Purdue Fort Wayne (02-14-20)
 (6 games)
 Rachel Anderson vs Purdue Fort Wayne (02-14-20)
 Austine Pauley vs Purdue Fort Wayne (02-14-20)
 Ashley Ellis vs Purdue Fort Wayne (02-14-20)
 Ashley Ellis vs Southern Miss (02-15-20)
 Rachel Anderson at Troy (02-15-20)
 Rachael Donald at Alabama State (02-21-20)
 Rachel Anderson at Mississippi State (03-08-20)
 Ashley Ellis vs Purdue Fort Wayne (02-14-20)
 Kaylee Anderson vs Kansas City (03-01-20)
 Ashley Ellis vs Purdue Fort Wayne (02-14-20)
 Anna Griffin vs SC State (02-21-20)
 Addison Barnouski vs Southern Miss (02-15-20)
 (10 games)
 (7 games)
 Rachel Anderson vs Kansas City (02-29-20)
 Kaylee Anderson at Troy (02-15-20)
 Kaylee Anderson vs Miss. Valley State (03-06-20)
 (4 games)
 Addison Barnouski vs Southern Miss (02-15-20)

(5 games)
 Kaylee Anderson vs Purdue Fort Wayne (02-14-20)
 Paytience Holman vs Kennesaw State (02-14-20)
 Kaylee Anderson vs Purdue Fort Wayne (02-14-20)
 Kaylee Anderson vs Kansas City (03-01-20)
 Paytience Holman vs Kennesaw State (02-14-20)
 Alexis Estes at Troy (02-15-20)
 Rachel Rook vs Bryant (03-06-20)
 Kaylee Anderson vs Purdue Fort Wayne (02-14-20)
 Paytience Holman vs Kennesaw State (02-14-20)
 Paytience Holman at Alabama State (02-21-20)
 Rachel Rook vs Kansas City (03-01-20)
 Marisa Davis vs Bryant (03-07-20)

Multiple-Hit Games

Player	2	3	4	5+	Total
Rachel Anderson	8	-	1	-	9
Ashley Ellis	5	1	-	-	6
Austine Pauley	2	-	1	-	3
Kaylee Anderson	1	2	-	-	3
Madison Harris	1	1	-	-	2
Rachael Donald	1	1	-	-	2
Claudia Gallo	2	-	-	-	2
Chelsy Pena	1	-	-	-	1
Kimmy Wallen	1	-	-	-	1
Danina Marton	1	-	-	-	1
Ashley Emert	1	-	-	-	1
Addison Barnouski	1	-	-	-	1

Multiple-RBI Games

Player	2	3	4	5+	Total
Ashley Ellis	3	1	2	-	6
Rachel Anderson	1	2	1	-	4
Austine Pauley	3	-	-	-	3
Kaylee Anderson	2	1	-	-	3
Addison Barnouski	3	-	-	-	3
Keira Hance	1	1	-	-	2
Claudia Gallo	2	-	-	-	2
Madison Harris	1	-	-	-	1
Ashley Emert	1	-	-	-	1
Rachael Donald	1	-	-	-	1

Longest Hitting Streaks of Season

Player	Games
Ashley Ellis	7
Rachel Anderson	6
Kaylee Anderson	5
Addison Barnouski	4
Austine Pauley	4
Anna Griffin	4
Claudia Gallo	4
Rachael Donald	3
Madison Harris	2
Kimmy Wallen	2
Danina Marton	2
Leaha Wininger	1
Chelsy Pena	1
Ashley Emert	1
Keira Hance	1

Longest Reached Base Streaks of Season

Player	Games
Addison Barnouski	11
Ashley Ellis	11
Kaylee Anderson	9
Rachel Anderson	9
Claudia Gallo	8
Austine Pauley	8
Rachael Donald	5
Anna Griffin	5
Chelsy Pena	3
Danina Marton	3
Kimmy Wallen	2
Madison Harris	2
Karsyn Davis	1
Keira Hance	1
Ashley Emert	1
Leaha Wininger	1





2021



OVC

Southeast Missouri enters its 29th year as a member of the Ohio Valley Conference. Since joining the league in 1992, the Redhawks have won six OVC regular-season titles, six tournament crowns and made two NCAA Tournament appearances.



THIS IS THE OVC

OVC HISTORY

Now in its 73rd year, the Ohio Valley Conference continues to build on the success that has made it the nation's eighth-oldest NCAA Division I conference.

In May 2011 the Conference expanded for the second time in four years, adding Belmont University which began competition in the 2012-13 academic year. The addition of Belmont gave the OVC 12 members, the most the league has had at one time in its illustrious history. The move added a second team in the city of Nashville and was the first addition to the league since Southern Illinois University Edwardsville joined in 2008. Subsequently, the league has shown its stability over the past decade, seeing only one member institution depart over the past 20 years.

The 2009-10 school year saw a change in leadership as Beth DeBauche was named the seventh full-time Commissioner in league history on July 28, 2009. The last three commissioners of the OVC have moved onto jobs as the commissioner of the Big Ten, Big 12 and the Mid-American Conferences.

The OVC's proud history dates back to 1948, but seeds for the new league were actually planted in 1941. It was then that Roy Stewart, the athletics director at Murray State, Charles "Turkey" Hughes, the athletics director at Eastern Kentucky, and Kelly Thompson, the public relations director at Western Kentucky, first broached the idea of forming a new conference. Discussions were put on hold by World War II, but reemerged February 27-28, 1948 at the Kentucky Hotel in Louisville as the three original institutions combined with Morehead State, Louisville and Evansville to form the OVC.

In the 1950s, the OVC became a pioneer on a much more significant scale socially. During times of racial segregation, league member

Morehead State became one of the first non-traditionally black mid-southern institutions to accept a black student. In 1958 Marshall Banks earned athletically-related aid at Morehead, which signed a second black athlete, Howard Murphy, a year later. In 1961 Murphy earned all-conference recognition as a halfback in football. With racial barriers broken, the rest of the institutions in the league began to provide educational and athletic opportunities to African-Americans.

After Title IX legislation passed in 1972, women's athletics began a rebirth on the national scene as the NCAA began sponsoring and marketing women's sports. Recognizing the need to provide increased opportunities for female athletes, the OVC began formulating plans for women's athletics in 1975 and established women's championships in the sports of basketball, tennis and track in 1977, with cross country and volleyball added over the next four years. Those sports were initially governed by the Association of Intercollegiate Athletics for Women (AIAW), but the overall strength of women's programs in the league was demonstrated by the automatic bids the OVC instantly received when the NCAA became the governing body in 1982. The conference added women's golf and softball in 1994 and women's soccer in 1998.

Through the past 72 years, 15 teams have won or shared the league's football title. The list is led by Eastern Kentucky, winner of 21 outright or shared football crowns, which is tied with Massachusetts for the second-most in Football Championship Subdivision history (trailing only Grambling's 25 SWAC titles). Among OVC teams, former member Middle Tennessee is next with 11 titles, followed by Tennessee Tech with 10 and Jacksonville State, Murray State and former

member Western Kentucky with eight apiece. Eastern Illinois has seven crowns while Austin Peay, Morehead State, Southeast Missouri, Tennessee State and former members Evansville and East Tennessee State have captured two apiece. UT Martin and former member Youngstown State have one title apiece.

Murray State and Evansville tied for the initial football championship, and the Racers participated in the first-ever bowl game by an OVC team, tying Sul Ross State 21-21 in the 1948 Tangerine Bowl. From 1948 to 1975, OVC teams played in 15 bowl games, winning eight of them. Eastern Kentucky and Western Kentucky were also participants in the NCAA Division II playoffs in the early and mid-1970s prior to the NCAA's reclassification of football programs into Division I-AA. The term "I-AA" lasted until the end of the 2006 season when it was changed to Division I Football Championship Subdivision (FCS).

The first Division I-AA/FCS football playoff was held in 1978 with only four teams, which is the only year through present day that the OVC did not field a playoff representative. In 1979, four of the nation's top teams were invited to the playoffs, and two of them - Eastern Kentucky and Murray State - were from the OVC. Murray dropped its semifinal game to Lehigh, but the Colonels nipped Nevada-Reno in double overtime and claimed the national championship a week later with a 30-7 victory over Lehigh. EKU was coached by former All-America quarterback Roy Kidd, who was in his 16th year at the helm of his alma mater and who skippered the Colonels to a second national title three years later. Following the 2002 season, Kidd retired after 39 years at EKU; upon retirement, he ranked sixth all-time among Division I coaches with 315 victories, earning

him a spot in the College Football Hall of Fame. EKU's 21 FCS playoff appearances are the second most all-time (behind only Montana's 24 berths).

In addition to Kidd, other coaching legends in the OVC include Charles "Bubber" Murphy, who coached at Middle Tennessee from 1947-1968, Western Kentucky's Jimmy Feix (1968-83), Wilburn Tucker (1954-67) and Don Wade (1968-82) of Tennessee Tech, Bill Ferguson (1967-77) of Murray State, Guy Penny (1959-67) of Morehead State and Boots Donnelly (1977-78 at Austin Peay; 1979-1998 at Middle Tennessee). Following the 2011 season Eastern Illinois head coach Bob Spoo retired after 25 years at the school (the last 16 as members of the OVC). In his time as an OVC coach he compiled 92 total victories (fifth-most in league history) and 68 OVC wins (fourth-most in league history) and was inducted into the OVC Hall of Fame in 2012. In 2016 former Murray State head coach Frank Beamer (1981-86) was inducted into the OVC Hall of Fame; he introduced his wide tackle six defense to the OVC and compiled a 43-23-2 record with the Racers before leaving for his alma mater Virginia Tech where he won 280 games in 29 seasons.

A sampling of former OVC football stars, some of whom were All-Americans during their collegiate careers before achieving stardom at the professional ranks, include Jim Youngblood and Larry Schreiber (Tennessee Tech), Phil Simms (Morehead State), Virgil Livers and Dale Lindsey (Western Kentucky), Myron Guyton and Chad Bratzke (Eastern Kentucky), Cortland Finnegan (Samford) and Tony Romo and Jimmy Garoppolo (Eastern Illinois). In 2008, former Tennessee State standout Dominique Rodgers-Cromartie became just the fourth NFL First Round draft pick in OVC history





when he was selected 16th overall by the Arizona Cardinals. He would break into the starting lineup halfway through his rookie season and started at cornerback for the Cardinals in Super Bowl XLIII.

The 2007 season marked a return to scholarship football and the OVC for the Austin Peay Governors. Following the 1996 season the Governors dropped scholarship football and competed as both an independent (1997-00, 2006) and as a member of the Pioneer Football League (2001-05).

The 2007 season also brought new vernacular to the Ohio Valley Conference and the division formerly known as I-AA. Beginning with the 2006 National Championship game the term I-AA was changed to NCAA Football Championship Subdivision (FCS) in a decision by the Division I Board of Directors. The new label was chosen to communicate in a positive and clear manner the unique differences between Division I football categories (chiefly, the post-season opportunity) while still defining them within the Division I experience. The FCS includes programs that compete in an effort to participate in the NCAA championship postseason structure (one of 90 NCAA national championships) as opposed to the Football Bowl Subdivision (FBS) which competes in an effort to participate in the postseason bowl system (the 40 NCAA-licensed events which includes the College Football Playoff).

In 2010 Southeast Missouri State, picked to finish seventh in the preseason poll, compiled a 7-1 Conference record on the way to its first OVC Championship since joining the league in 1991. Overall the Redhawks were 9-2 during the regular season and earned a berth in the FCS Playoffs, its first playoff berth at any level in the program's 104-year history. Southeast would

lose to eventual national champion Eastern Washington in the second round of the playoffs. Head coach Tony Samuel capped the year by winning the Sports Network's Eddie Robinson Award, given to the National Coach of the Year. Samuel was the second OVC coach to win the award (joining Murray State's Houston Nutt who won the award in 1995).

For only the second time in league history in 2011, three teams shared the OVC football championship, as Eastern Kentucky, Jacksonville State and Tennessee Tech finished with 6-2 records. The only other time in league history more than two champions were crowned at the end of the year was 1962 (when four teams shared the crown).

In 2012 Eastern Illinois became just the fourth football team in OVC history to go from worst-to-first in winning the OVC Championship. The Panthers were led by head coach Dino Babers who became just the fourth first-year head coach to win an OVC Championship (joining Boots Donnelly in 1977, Jason Simpson in 2006 and Dean Hood in 2008 – Jacksonville State head coach John Grass would become the fifth coach to achieve that feat in 2014). During the year Eastern Illinois junior wide receiver Erik Lora shattered the FCS single-season receptions record, hauling in 136 passes in 12 games; that mark was 13 more than the previous NCAA record and 44 more than the previous OVC mark.

In 2013 Eastern Illinois repeated as OVC Champions behind Walter Payton Award winner Jimmy Garoppolo. The quarterback became just the second OVC player to earn the National Player of the Year Award, joining former EIU signal caller Tony Romo (2002). Garoppolo passed for 5,050 yards (second most in NCAA single-season history) and 53 touchdowns

(fourth in NCAA history) in leading the Panthers to a 12-2 record and berth to the quarterfinals of the FCS Playoffs.

Garoppolo was drafted by the New England Patriots in the second round of the 2014 NFL Draft, becoming just the fifth OVC player selected in that round and just the fifth OVC quarterback ever selected (and first since 1998). Garoppolo was a part of Patriots teams that won Super Bowls in 2015 and 2017. In 2020 Garoppolo became just the eighth quarterback who played in the FCS (which began in 1978), to start a Super Bowl, taking the snaps for the San Francisco 49ers in Super Bowl LIV against the Kansas City Chiefs. The Chiefs would win, preventing Garoppolo from becoming only the fourth FCS quarterback to start and win a Super Bowl.

The 2013 season saw the OVC snap a 19-game playoff losing streak dating back to the 2000 season. Tennessee State shutout Butler (marking the first OVC road playoff victory since 1986) to snap the streak while later that day Jacksonville State smashed Samford in the first round. A week later Eastern Illinois beat Tennessee State while Jacksonville State won at McNeese State to each advance to the quarterfinals; that marked the first time the OVC put two teams in the quarterfinals in the same season since 1991. Overall the four total playoff wins in the same season established a new OVC record.

In 2015 Jacksonville State ascended to No. 1 in both major Top 25 polls, becoming the first OVC team to be ranked No. 1 since the 1999 season. The Gamecocks would go on to complete its second-straight 8-0 Conference mark and won three playoff games to become the first OVC team to advance to the Division I National Championship Game since 1982 (Eastern Kentucky). JSU lost to

North Dakota State in the title game but finished the year 13-2 overall and ranked No. 2 in the final Top 25 polls. Head coach John Grass became the first OVC coach honored as the AFCA National Coach of the Year while quarterback Eli Jenkins was named the FCS ADA National Quarterback of the Year, finishing the year with 2,788 passing and 1,161 rushing yards (one of just three Division I quarterbacks – FBS or FCS - to achieve those numbers during the year).

Jenkins would conclude his career in 2016 with 3,796 rushing yards, the seventh-most ever by a FCS quarterback. Jenkins, who was named OVC Male Athlete of the Year in back-to-back seasons, capped his career with 11,448 yards of total offense, second-most in OVC history (behind only Garoppolo).

In 2017, Jacksonville State senior defensive end Darius Jackson became the first OVC player to win the Buck Buchanan Award, given to the FCS National Defensive Player of the Year. Jackson tallied 51 tackles, 19.0 tackles-for-loss, 7.0 sacks, 19 quarterback hurries, 3 forced fumbles and 2 fumbles recoveries in 11 regular season games

2017 also saw the third OVC coach named the winner of the Eddie Robinson Award as the FCS National Coach of the Year. The honor went to Austin Peay second-year coach Will Healy who orchestrated a tremendous turnaround for the Gobs program. After going 0-11 during his initial season and starting 2017 with back-to-back losses to FBS opponents, the team's losing streak had reached 29 games and overall the team had won just one of its previous 48 games overall. But a win during week three catapulted the team to an 8-4 record and 7-1 OVC record and second-place league finish. The eight wins matched





THIS IS THE OVC

OVC HISTORY

the school record, while the seven Conference wins established a new school record. Along the way the team snapped a 21-game OVC losing streak and a 45-game road losing streak and finished the year with four road victories, which was more than the program won in the previous nine years combined.

The OVC made it back-to-back Buck Buchanan Award winners in 2018, as Southeast Missouri junior linebacker Zach Hall took home the prestigious award. He finished the season with 168 tackles, the most of any FCS player and a new Southeast Missouri single-season record, while leading his team to just in second-ever playoff appearance.

In 2019, Austin Peay won a school record 11 games, claimed its first OVC Championship since 1977 and appeared in its first-ever FCS Playoffs, advancing to the quarterfinals. The Govs would finish the year ranked No. 8 in the national polls.

Football wasn't the only sport in which the OVC was quickly gaining respect. In 1955, the OVC became only the second six-member league nationally to earn an automatic bid to the prestigious NCAA Men's Basketball Tournament, which, at that time, was limited to only 24 participants. The Conference quickly proved worthy of that bid, as Morehead State defeated Marshall (107-92) and Wayne State (95-84) in the 1956 tournament.

Fifteen years later, former OVC member Western Kentucky became the first and only Conference team to reach the Final Four. The Hilltoppers defeated Jacksonville, Kentucky and Ohio State before losing to Villanova in double overtime in the national semifinals. WKU went on to finish in third place after beating Kansas 77-75 in the consolation game.

Since that time, the OVC has recorded some of the highest

upsets in the history of the NCAA Tournament. Perhaps the most famous moment came in 1987, when Austin Peay came from fourth place in the regular season to win the OVC Tournament and earn the league's automatic bid. The Governors drew powerful Illinoi, and were such big underdogs, that ESPN broadcaster Dick Vitale promised to stand on his head if APSU won the game. After a 68-67 victory over the Illini, and a narrow 90-87 overtime loss to eventual Final Four participant Providence in the second round, Vitale made good on his promise in a visit to Clarksville two months later.

Murray State added to the OVC's string of upsets in 1988 when it knocked off 14th-ranked North Carolina State, 78-75. The Racers' M&M Boys - Jeff Martin and Don Mann - combined for 39 points in the win. MSU nearly went on to the Sweet 16 that year, losing to eventual national champion Kansas, 61-58. A bank shot by Mann that would've given the Racers a one-point lead rolled off the rim with three seconds left. In 1990 as a No. 16 seed, Murray State took No. 1 seed Michigan State into overtime before falling 75-71. More recently, Murray State has dominated the OVC Tournament, reaching the championship game every year in the 1990's. The Racers' 15 OVC Tournament Championships are the most among all OVC schools.

After former member Middle Tennessee State won a first round game in 1989, the league had a drought as no other OVC team won a NCAA Tournament game for the next 19 years. But Morehead State, coming off a thrilling double overtime OVC Tournament victory over Austin Peay, topped Alabama State 58-43 in the 2009 Opening Round game at University of Dayton Arena in Dayton, Ohio. The game was played in front of an Opening Round record crowd of 11,346 and

included many MSU fans who made the three-hour drive from Morehead for the game.

In 2009-10, Murray State made OVC history by winning a record 31 games (31-5) on its way to the league's regular season and tournament championships. In the first round of the NCAA Tournament, the No. 13 seed Racers topped Vanderbilt in thrilling fashion when senior Danero Thomas hit a jumper as time expired to lift MSU to a 66-65 victory. It marked the first OVC team to advance to the second round of the NCAA Tournament since 1989 and snapped a skid of 71-straight losses to Southeastern Conference foes (dating back to 2000-01). In the second round, the Racers pushed eventual national runner-up Butler to the brink before losing 54-52.

In 2010-11 Morehead State would make it three NCAA Tournament wins in as many years for the league and got a bit of revenge for the 2009 tournament loss to Louisville in the process. After finishing second in the regular season and winning the OVC Tournament Championship, the No. 13 seeded Eagles were shipped to Denver to play the in-state foe Cardinals. MSU jumped out to a 15-2 advantage but were down four points (61-57) with just over a minute to play in regulation. After two free throws from two-time OVC Player of the Year Kenneth Faried, the Eagles held for one final shot attempt and senior Demonte Harper pulled up off a cross-over dribble to nail a 3-pointer with 4.3 seconds left that gave Morehead State a 62-61 lead. UofL had one last attempt but Faried blocked the Cardinals last shot, giving MSU the win, its first over Louisville since the 1956-57 season.

In 2011-12 Murray State put together one of the greatest seasons in OVC history, beginning the year 23-0 (an all-time OVC best)

and being ranked as high as No. 7 in the coaches poll on Feb. 6. The squad was the first OVC team to be nationally-ranked since Murray State was ranked in 1997-98; in addition, the top 10 ranking was the first for an OVC team since the 1970-71 campaign (WKU). The Racers would top nationally-ranked Memphis and Saint Mary's during the season and win the league's regular season and tournament championships. MSU earned a No. 6 seed in NCAA Tournament, the highest-ever seed for an OVC team since the NCAA began seeding the field in 1979. The Racers would top Colorado State 58-41 in the second round before falling to Marquette in the third round. Murray State would win 31 games overall, tying the OVC all-time record the Racers set in 2009-10.

After the Murray State win in 2011-12, the league had won NCAA Tournament games in four-straight seasons, something that had never happened in league history (three-game winning streaks from 1960-62 and 1987-89 had been the previous best streaks). Over that time period (2009-12) the OVC was one of just nine conferences nationally to win a NCAA Tournament game in each season and one of only three non-BCS leagues (joining the Atlantic 10 and WCC) to do so.

In 2013-14 Murray State won five games to claim the CollegelInsider.com Postseason Tournament (CIT) and in the process became the first OVC men's basketball team to ever play games in the month of April.

The 2014-15 season saw five OVC men's basketball teams earn postseason bids, the most in league history, and a year later (2015-16) that number was eclipsed with six teams making national postseason tournaments. Entering 2017-18 OVC men's basketball teams have at least one national postseason tournament victory in nine-straight postseasons, an all-time league





record.

For just the second time in league history (the other being 1987), the OVC placed two teams in the NCAA Tournament in 2019, as Murray State won the OVC Tournament crown for the second-straight season and Belmont earned an at-large bid after going 26-5 overall (16-2 OVC) with a NET ranking of 47. As a No. 11 seed, Belmont would top Temple in the Opening Round in Dayton (its first-ever NCAA Tournament victory) before narrowly falling to Maryland in the next round, while No. 12 seed Murray State crushed Marquette 83-64 in the first round (the second-biggest margin of victory ever by a 12 seed over a No. 5 seed in tournament history) before losing to Florida State. It marked the first time since 1971 that the OVC had two wins in the same NCAA Tournament and marked the first time two different OVC teams won a tournament game in the same year.

In 2007-08, UT Martin guard Lester Hudson became the first men's Division I player to record a quadruple-double in a game, when he registered 25 points, 12 rebounds, 10 assists and 10 steals in a victory over Central Baptist College. Hudson, who ranked fourth in scoring nationally as a junior, returned for his senior season in 2008-09 and was second nationally in scoring (behind Davidson's Stephen Curry) at 27.5 points a contest. Hudson earned numerous honors (including OVC Player of the Year and OVC Male Athlete of the Year in each 2008 and 2009 and All-American status from several outlets) before being drafted by the Boston Celtics with the No. 58 pick of the 2009 NBA Draft.

During the 2010-11 year, Faried, the nation's leading rebounder during the season, became the NCAA's Modern Era (since 1973) career rebounding leader, totaling 1,673 rebounds which passed Tim

Duncan for the record (he is 11th all-time in NCAA history). Faried also finished his career with 86 double-doubles, second all-time to only Duncan. He is one of only six players in NCAA history to finish with 2,000-plus career points (2,009) and 1,600-plus career rebounds. Faried was drafted 22nd overall by the Denver Nuggets in the 2011 NBA Draft, becoming the first OVC player selected in the first round since Tennessee State's Carlos Rogers 1994.

Murray State guard Isaiah Canaan, a first-team All-American in 2011-12, capped his illustrious career in 2012-13 by becoming just the 17th player in OVC history to score 2,000 or more career points. Canaan, who was a key part of Murray State NCAA Tournament victories in both 2010 and 2012, earned a pair of OVC Player of the Year honors (2012 and 2013) during his career as well as being named OVC Freshman of the Year (2010), OVC Tournament MVP (2010) and OVC Male Athlete of the Year (2012). He was drafted by the Houston Rockets with the 34th overall pick (No. 2 pick of the second round) of the 2013 NBA Draft.

In 2014-15 Murray State became just the fifth OVC men's team to complete a perfect Conference season (16-0). The Racers were led by sophomore Cameron Payne who was named OVC Men's Basketball Player of the Year, OVC Male Athlete of the Year and earned third-team All-American honors from CBSSports.com. Following the season Payne declared for the NBA Draft, becoming the first sophomore in OVC history to do so and one of just four OVC players all-time to enter and stay in the draft with eligibility remaining. Payne was selected in the lottery by the Oklahoma City Thunder (pick No. 14 overall), making him just the ninth First Round NBA Draft pick in OVC history.

Austin Peay made history in winning the 2016 OVC Men's Basketball Tournament as the Governors became the first No. 8 seed to claim the championship. APSU had to win its two regular season games just to qualify for the event and then won four games in four days to capture its fifth tournament crown. Along the way the Gobs topped a No. 5 seed, No. 4 seed, No. 1 seed and No. 2 seed and were paced by MVP Chris Horton who averaged 22.5 points, 14.0 rebounds and 3.5 assists/game during the event including a 37-point, 21-rebound and 30-point, 16-rebound performance during the run.

In 2016, former Belmont All-American and 2012-13 OVC Co-Player of the Year Ian Clark became the first former OVC player to advance to the NBA Finals since former Tennessee State star Anthony Mason played for the New York Knicks in 1994. Clark was part of a Golden State Warriors team that won an NBA record 73 regular season games but lost in Game 7 of the Finals. A year later, Clark was part of the Warriors team that topped Cleveland to win the 2017 NBA Championship, becoming the first OVC player to win the crown since 1970-71 (Murray State's Dick Cunningham and Western Kentucky's Greg Smith with the Milwaukee Bucks).

Belmont's Evan Bradds finished his career in 2016-17 with a 66.7 career field goal percentage, tops in OVC history and fourth all-time in Division I history. Bradds capped his career with back-to-back OVC Player of the Year awards in addition to being named 2016-17 OVC Co-Male Athlete of the Year.

Murray State guard Ja Morant put together arguably the greatest season in League history in 2018-19, earning first-team consensus All-American honors (only the third player in OVC history to achieve

that feat joining WKU's Clem Haskins in 1967 and WKU's Jim McDaniel in 1971) while becoming the first player since the NCAA began officially tracking assists (1983-84) to average 20-plus points (24.5) and 10-plus assists (10.0) in the same season. Morant, who won the Bob Cousy Award as the nation's top point guard, finished the year with 331 assists, the sixth-most in NCAA single-season history. During the year he had three triple-doubles (including just the ninth in NCAA Tournament history) and became the first Division I player in 20 years to record 40 points, 11 assists and five steals in a regulation game.

Morant was picked No. 2 overall by the Memphis Grizzlies in the 2019 NBA Draft, equaling the highest-ever draft pick in OVC history (tied with Eastern Kentucky's Jim Baechtold who went No. 2 in 1952). Overall he was just the third NBA Lottery Pick (which began in 1985) in OVC history. Belmont senior Dylan Windler was selected by the Cleveland Cavaliers No. 26 overall in the 2019 NBA Draft, giving the OVC two First Round picks in the same draft for only the second time in history (Western Kentucky's Tom Marshall and Jack Turner were selected with the seventh and eighth picks of the First Round in 1954). Overall Morant and Windler were the 10th and 11th players in OVC history to be First Round NBA Draft Picks.

Through its 72 years, 13 teams have won or shared the league's regular season men's basketball title. Murray State heads the list with a Conference-record 27 outright or shared basketball crowns. Other past champions include former member Western Kentucky (19), Morehead State (9), Austin Peay (8), Tennessee Tech (7), Eastern Kentucky (6), Belmont (6), former member Middle Tennessee (5), Tennessee State





THIS IS THE OVC

OVC HISTORY

(2), former member East Tennessee State (2), Southeast Missouri State (1), UT Martin (1) and former member Akron (1).

Among the coaching greats in men's basketball have been Western Kentucky's E.A. Diddle, who retired with 759 victories and 10 OVC titles; John Oldham, who was a member of the very first All-OVC squad and went on to win seven OVC crowns during his coaching tenure at Tennessee Tech and Western Kentucky; Paul McBrayer, who guided Eastern Kentucky to 219 wins and three OVC crowns; and Cal Luther, who is the only person in Conference history to win men's basketball Coach of the Year honors at two league schools - Murray State and UT Martin. Following the 2016-17 season, Austin Peay's Dave Loos retired as the winningest coach in OVC history (he passed Luther for that crown in 2009-10). Loos, a five-time OVC Coach of the Year, finished his career with 420 wins in 27 years at Austin Peay (including a 258-194 OVC record) and 502 total wins in 31 years as a head coach. Loos was inducted into the OVC Hall of Fame in 2018. Belmont's Rick Byrd retired following the 2018-19 season with 805 career victories in 38 seasons (33 with the Bruins). In seven seasons in the OVC Byrd compiled a 168-62 record (97-19 in conference play) and won five OVC regular season crowns, two tournament titles and four OVC Coach of the Year awards (second all-time only to Loos).

There have been an equal number of great players including Western Kentucky's Clem Haskins, who is the only three-time OVC Player of the Year. Several players have won OVC Player of the Year honors twice: Western Kentucky's Jim McDaniels (1969-70 and 1970-71), Murray State's Les Taylor (1971-72, 1972-73), Jeff Martin (1987-88, 1988-89), Popeye Jones

(1989-90, 1990-91) and Marcus Brown (1994-95, 1995-96), Austin Peay's Otis Howard (1976-77, 1977-78), Middle Tennessee's Jerry Beck (1980-81, 1981-82), Akron's Joe Jakubick (1982-83, 1983-84), Tennessee State's Carlos Rogers (1992-93, 1993-94), UT Martin's Lester Hudson (2007-08, 2008-09), Morehead State's Kenneth Faried (2009-10, 2010-11) and Murray State's Isaiah Canaan (2011-12, 2012-13).

The OVC also has the honor of being the only conference to boast the nation's leaders in scoring, rebounding and assists all in one season. That feat was accomplished in 1991-92 by Morehead State's Brett Roberts (28.1 ppg), Murray State's Popeye Jones (14.4 rpg) and Tennessee Tech's Van Usher (8.8 apg).

In 2018, the OVC once again served as host for the NCAA Division I Men's Basketball Championship First and Second Rounds at Bridgestone Arena in Nashville. It marked the fourth-time the OVC served as hosts of the event (2000, 2005, 2012 and 2018).

Tennessee Tech has won or shared 18 regular-season women's basketball championships in addition to nine OVC Tournament crowns; both are tops in OVC history. UT Martin added its name to the list of championship by capturing its first OVC Tournament title in 2011 and also winning championships in 2012, 2013 and 2014. The Skyhawks became just the fourth team in OVC history (and first since Austin Peay from 2000-03) to win four-straight tournament titles, while Belmont joined that club after winning its fourth-straight title in 2019 (2016-19).

Several coaches have made their mark in the history of OVC women's basketball. Former Tennessee Tech coach Marynell Meadors posted an amazing 363-139 (72.3%) record at Tech, becoming the first woman in

NCAA or AIAW history to win 300 games at the same institution, while former Tennessee State skipper Teresa Phillips earned National Coach of the Year honors from USA Today in 1990 for turning around the Lady Tigers' program before going on to lead TSU to the NCAA Tournament in 1994 and 1995. Tennessee Tech coach Bill Worrell capped a stellar 20-year career in 2005-06 and was inducted into the OVC Hall of Fame in 2007; he compiled a 408-190 record while leading the Golden Eagles to an unprecedented 16 OVC regular-season titles and eight NCAA Tournament appearances, including five straight from 1989-93. Larry Joe Inman, who retired at the conclusion of the 2007-08 season and was inducted into the OVC Hall of Fame in 2009, won more than 100 games at both Middle Tennessee and Eastern Kentucky, and earned OVC Coach of the Year honors a record eight times - five times at ECU and three at MTSU. In 2012-13 Inman came out of retirement to take the Tennessee State job; in 2014-15 he led the Lady Tigers to its first OVC Tournament Championship since 1995. Inman once again retired following the 2016-17 season, with 545 career victories.

Many great players have graced the hardwood over the years, including former OVC Players of the Year Brooke Armistead and Gerlonda Hardin from Austin Peay, Pam Chambers, Jerilyn Harper, Cheryl Taylor, Angela Moorehead, Roschelle Vaughn, Diane Seng, Janet Holt and Emily Christian from Tennessee Tech; Morehead State's Donna Murphy, Priscilla Blackford and Chynna Bozeman; Eastern Kentucky's Kim Mays; Southeast Missouri's Gray C. Harris; Murray State's Ashley Hayes; UT Martin's Heather Butler and Jasmine Newsome; and Belmont's Darby Maggard.

Morehead State center Brittany

Pittman set new school, league and NCAA standards for blocked shots in 2008-09. Pittman swatted 164 shots during the season, setting a new NCAA single-season record (which has since been broken).

In 2012-13 the UT Martin duo of Jasmine Newsome and Heather Butler finished fifth and sixth nationally among NCAA scoring leaders. Newsome, the 2012 and 2013 OVC Player of the Year, averaged 22.6 points per game on the way to All-American honors while Butler averaged 22.4 points per contest. Butler set a NCAA record during the season by connecting on a 3-pointer in her 80th-straight game.

In 2013-14 Butler and Newsome capped their brilliant careers by ranking first and second in scoring in OVC history. Butler, the 2013-14 OVC Female Athlete of the Year, finished her career with 2,865 points, which ranked first in OVC and 16th in NCAA history. She also finished her career with 392 career 3-pointers (which was tied for the most in NCAA history following her career but now ranks second) and scored in double figures in all 129 career games, which ranks fifth in NCAA history. Following the season Butler was signed by the WNBA's San Antonio Stars where she became the first OVC player to make an active WNBA roster. Newsome capped her career with 2,566 points, second only to Butler in OVC history.

The league also had another historical moment in November 2008 when the NCAA awarded Nashville the 2014 NCAA Women's Division I Final Four. The OVC served as the host of the prestigious event, which is one of the biggest sporting events the city of Nashville can host. The event was held April 6 and 8 at Bridgestone Arena in downtown Nashville and was played in front of sold-out crowds for both the





semifinals and championship as UConn topped Notre Dame in a battle of undefeated teams to win its ninth national title.

In 2017-18, Belmont completed its second-straight undefeated league season, increasing its winning streak in Conference games (both regular season and tournament) to 46 games. The Bruins were ranked in both the USA Today Coaches Poll and Associated Press Poll during the year, becoming the first OVC team to be nationally-ranked since 1992-93. The Bruins finished the year ranked No. 23 in the AP poll.

Belmont guard Darby Maggard capped her career in 2018-19 by earning her fourth-straight first-team All-OVC honor in addition to earning her fourth-straight OVC All-Tournament honors. She became the first player in NCAA history to make at least 400 3-pointers and dish out at least 650 assists in a career while her 92.4 percent career free throw percentage ranks first in NCAA history, her 2.77 assist-to-turnover ratio is third and her 430 made 3-pointers is fourth. She was one of just 19 players in OVC history to reach 2,000 career points (2,031) and she finished her career third in OVC history for assists (683). After the season Maggard finished as the national runner-up at the College 3-Point Championship.

Over its 72 years, OVC teams have garnered national championships and bowl games in football, along with national team or individual titles in the sports of rifle, cross country, track and golf.

The OVC has also produced several Olympic athletes, including Murray State's Morgan Hicks, who was a member of the 2004 United States Olympic Rifle Team and Morehead State's Brian Shimer who competed in five Winter Olympics in bobsled (winning a bronze medal in 2002) and coached the 2010 United States bobsled team to its first gold medal since 1948. Former Morehead

State football and Eastern Kentucky track and field athlete Dallas Robinson competed with the U.S. bobsled team during the 2014 Sochi Winter Olympics. In addition, some of the greatest players in professional sports were educated at OVC institutions. The list includes former greats such as football's Phil Simms (Morehead State) and Tony Romo (Eastern Illinois), basketball's Clem Haskins (Western Kentucky) and Bubba Wells (Austin Peay) and two-sport star Steve Hamilton (Morehead State) to present-day standouts like basketball players Kenneth Faried (Morehead State) and Robert Covington (Tennessee State), football player Jimmy Garoppolo (Eastern Illinois) and baseball player Shawn Kelley (Austin Peay). Hamilton is the only athlete to ever play in the NCAA Basketball Championship, a Major League Baseball World Series (New York Yankees) and an NBA Championship Series (Los Angeles Lakers).

The OVC's first volleyball tournament was held in 1981, the same year Eastern Kentucky began a string of six-straight tournament crowns. Former EKU skipper Dr. Geri Polvino compiled a 627-439 record in 32 seasons as head coach of the Colonels, earning OVC Coach of the Year honors eight times. More recently, former Austin Peay coach Cheryl Holt and former Southeast Missouri skipper Cindy Gannon also earned their peers' recognition multiple times with four awards each.

Throughout the last 37 years, 11 different teams have won an OVC regular-season or tournament volleyball crown. Since joining the league in 1991, Southeast Missouri has dominated the scene, winning seven of its eight regular-season titles during the 1990's, including five straight from 1993-97. The Redhawks have also won six tournament crowns

(1994, 1996, 1998, 1999, 2000, 2019). Jacksonville State won back-to-back OVC Tournament Championships (2005, 2006) including going through the OVC undefeated (16-0) in 2006 and winning a NCAA Tournament match in 2010, the league's first NCAA victory since 2000.

Following the 2007 season, Jacksonville State's Abbey Breit was named the OVC Offensive Player of the Year for the third-straight season, becoming the first player in OVC history to accomplish that feat. She was later joined by Murray State's Scottie Ingram who won three-straight awards from 2014-16. Four other individuals - Eastern Kentucky's Angela Boykins (1985-86), Morehead State's Dayle Hammontree (1988-89), Southeast Missouri's Tuba Meto (1996-97) and Morehead State's Amy Almond (2001-02) - were back-to-back winners of the award.

Morehead State won its fourth-straight OVC volleyball regular season championship in 2013. Over that four-year period (2010-13) the Eagles compiled an impressive 67-3 league record.

In 2007, Eastern Kentucky's Jacob Korir won his fourth-straight Conference cross country title becoming just the third OVC student-athlete and 13th athlete nationally to accomplish that feat. Korir was a three-time All-American in cross country, earning two top-10 finishes at the NCAA Cross Country Championship. The Nairobi, Kenya, native was also named a track and field All-American twice during his career, was selected as the OVC Male Athlete of the Year in 2006-07 and received the NCAA post graduate scholarship in 2008.

In 2011 the Eastern Kentucky men's cross country team earned a national ranking in the USTFCCA poll, climbing to as high as No. 17; the ranking was the highest for an OVC team since the polls

began in the early 1980s. The EKU men would qualify for the NCAA Championship, becoming the first OVC team to reach the national championship meet since 1980. Eastern Kentucky finished 26th overall at the event as junior Soufiane Bouchikhi was 47th in a field of 252 runners. On the women's side Eastern Kentucky senior Lydia Kosgei became the first EKU woman to ever qualify for the NCAA Championship and went on to finish 37th at the national meet to earn All-American honors.

A year later (2012) the EKU men's cross country team was ranked as high as No. 11 nationally and finished 24th at the NCAA Championship. Wade Meddles led the team with a 38th place finish at the event while Bouchikhi was 40th. In 2013 Eastern Kentucky placed 15th at the NCAA Championship, the highest national finish for an OVC team since 1980. Soufiane Bouchikhi capped his career by winning his fourth-straight OVC Championship and earning National Runner of the Week honors during the season. Bouchikhi finished 26th at the NCAA Championship in 2013, earning All-American honors for the second-straight season. In 2014 EKU qualified for its fourth-straight NCAA Championship and finished 23rd overall and in 2015 earned its fifth-straight bid and finished 17th overall. EKU is only the second OVC team to ever qualify for five-straight NCAA Championships (ETSU being the other).

In 2016, Eastern Kentucky's Charlotte Imer finished 31st at the NCAA Championship, the second-highest finish ever by an OVC female (trailing only a 24th place finish by Samford's Lauren Blankenship in 2007).

In 2017, the Eastern Kentucky women's team earned its first national ranking as well as becoming the first OVC women's team to qualify for the NCAA





THIS IS THE OVC

OVC HISTORY

Championship. The Colonels finished 23rd at the National Championship meet.

Following the 2017-18 season, long-time coaches Tom Akers (Eastern Illinois) and Rick Erdmann (Eastern Kentucky) retired. The duo combined for 118 OVC Championships and 115 OVC Coach of the Year Awards.

In 2007 the Conference had two teams in the NCAA Women's Soccer Tournament for the first time in league history, as former OVC member Samford earned an at-large selection while Southeast Missouri was the Conference's automatic bid.

Former Austin Peay standout and 2012 OVC Soccer Player of the Year Tatiana Ariza represented her native country of Colombia in both the 2012 Summer Olympics in London (earning a start against the United States) as well as the 2015 FIFA Women's World Cup. In the 2015 event she assisted on the first World Cup goal in her country's history and in the following match helped her team to a 2-0 victory over France, giving Colombia its first-ever win at the event.

In 2016 SIUE turned in a major upset in the first round of the NCAA Division I Soccer Championship, advancing on penalty kicks 5-4 over No. 11-ranked Notre Dame. The Cougars became just the second OVC team to advance to the second round (joining Samford who topped Vanderbilt on penalty kicks in 2005).

For the first time under the current format, OVC men's golfers qualified for the NCAA National Championship in back-to-back years in 2013 and 2014. Austin Peay's Dustin Korte advanced from the regional to the national championship in 2013 (finishing 116th overall) while APSU's Marco Iten won the Auburn Regional in 2014 to qualify for the National Championship (finishing 55th). In

2015 OVC three individual men's golfers competed in the NCAA Regionals (one automatic berth and two at-large berths) in addition to the Eastern Kentucky team; the three individuals were the most from the OVC to qualify in one year under the current format.

In April 2016 Danny Willett won The Masters Championship in Augusta, Georgia. The former JSU standout, who was the 2006 OVC Freshman of the Year and the 2007 OVC Championship Medalist, entered the final round tied for fifth, three shots behind 2015 champion Jordan Spieth after rounds of 70-74-72. In the final round Willett fired a 5-under par round of 67 to finish at 283 (-5) and top the field by three shots. He became just the eighth player in Masters' history to win the event in his first or second start and just the second Englishman to win the event.

Prior to 2018, no female women's golf had earned an at-large spot in the NCAA Regionals field. That changed when Jacksonville State junior Valentina Giraldo and Eastern Kentucky junior Elsa Moberly earned two of the 24 at-large spots in the NCAA field.

Another first for women's golf came in 2019 as Murray State senior Linette Holmslykke became the first OVC female golfer to qualify for the National Championship after finishing second at the Auburn Regional with a three round total of 211 (-5). Holmslykke finished 54th at the National Championship in addition to winning the NCAA's Elite 90 Award for having the highest G.P.A. among those competing at the Championship.

In 2009 it was OVC softball that accomplished several firsts as UT Martin (tournament champion) and Jacksonville State (at-large) were each selected for the NCAA Championship. Jacksonville State would take it a step farther by winning the Knoxville Regional

(beating No. 13 national seed Tennessee along the way) to become the first OVC softball program to advance to a Super Regional. Jax State would fall to No. 4 Alabama in that Super Regional but finished the season 43-16 (19-2 OVC) and ranked 21st nationally in the ESPN.com/USA Softball poll and 24th nationally in the USA Today/NFCA poll.

In 2016 the OVC Softball Championship was held at a neutral site for the first time, as it was played at Choccolocco Park in Oxford, Alabama.

In 2018 Eastern Kentucky won its first OVC softball regular season championship since 2004 and earned a berth in the National Invitational Softball Championship, where they hosted and won the Richmond Regional to make them one of four teams to advance to the championship round in Los Angeles.

The league's baseball presence has continued to evolve since its inception. The OVC baseball tournament moved to a neutral site for the first time in 2001 with Paducah, Kentucky and Brooks Stadium hosting the tournament in front of raucous crowds. The success of the tournament led to Jackson, Tennessee and The Ballpark at Jackson (the home of the Seattle Mariner's Class AA affiliate) – hosting the event for the first time in 2010. The championship moved to Choccolocco Park in Oxford, Alabama for two years (2017-18) before agreeing to a stay at Rent One Park in Marion, Illinois (home of the Frontier League Southern Illinois Miners).

The OVC also has made a statement in the NCAA Baseball Championship in recent years, with its teams involved in several memorable contests in the last decade. Tennessee Tech surprised Wake Forest in the opening round of the 2001 tournament and Southeast Missouri stunned host Alabama

in the opening round of the 2002 championship. Five years later, Austin Peay captured the collegiate baseball world's attention by taking Vanderbilt, the 2007 No. 1 overall seed, to extra innings. Eastern Illinois pushed host Nebraska to the limit in 2008 followed by Tennessee Tech's memorable contest against host Clemson in 2009.

After not making the OVC Tournament field in either 2009 or 2010, Austin Peay, who was picked to finish seventh in the 2011 preseason poll, won the regular season and tournament championships to garner its fourth NCAA Tournament appearance. In the first game of NCAA Regional play the Govs knocked off host and No. 1 seed Georgia Tech 2-1.

In 2012 Austin Peay completed a "repeat squared" (back-to-back regular season and tournament championships) for the first-time in OVC history. The Govs would go on to top Indiana State and Cal State Fullerton at the Eugene Regional, before falling to host Oregon in the regional final. It marked the first time since the 2000 season (Middle Tennessee) that an OVC team had won multiple NCAA Tournaments games in the same season.

Austin Peay completed a "3-Peayt" by winning its third-straight OVC Tournament crown in 2013. Along the way the Govs garnered the first nationally-ranking by an OVC team since 2009 (climbing to as high as 21st nationally) and tied the OVC single-season record with 47 victories. The Govs earned the No. 2 seed in the NCAA Bloomington Regional, becoming the first OVC team in the current regional format (since 1999) to earn anything other than a No. 4 seed. The squad topped Florida and Valparaiso to advance to the regional final for the second-straight season before losing to host Indiana. Govs senior closer Tyler Rogers was a big part of his





team's success during the year, setting the NCAA single-season record for saves (23 – a mark that was later eclipsed during the College World Series).

In 2016 six OVC teams reached the 30-win plateau for the first time in league history; the previous single-season high had been four teams.

In 2017 the league could have been named the "Offensive Valley Conference" as teams combined for 753 home runs during the season, the most in league history. That was highlighted by a record 50 combined home runs being hit in 13 games at the OVC Tournament. Included in that was Morehead State sophomore Niko Hulsizer who hit his 27th home run of the season, establishing a new OVC single-season record.

In 2018 Tennessee Tech had a 28-game winning streak in becoming a consensus nationally-ranked team across the six major Division I polls (reaching as high as No. 10, an all-time high rank by an OVC team). The Golden Eagles won a record 27 OVC games after losing in the OVC Tournament Championship game, became the first OVC team to earn an at-large berth into the NCAA Baseball Championship. Tech would go on to win three-straight elimination games in the Oxford Regional (including back-to-back games on the same day against host and No. 4 national seed Ole Miss) to become the first OVC team to reach the Super Regionals. The Golden Eagles would win game one against Texas before eventually losing two-straight to the Longhorns. Tennessee Tech finished the season with an OVC record 53 overall victories.

In 2018, a record 16 OVC players were selected in the Major League Baseball First-Year Player Draft (breaking the previous record of 12). Among the 16 players were

eight Tennessee Tech players, a new record for an OVC school in a single-season.

A first in the OVC occurred in 2008, when the league had a first round draft pick in both the NFL (Tennessee State's Dominique Rodgers-Cromartie) and Major League Baseball (Eastern Kentucky's Christian Friedrich) Drafts in the same school year. A year later (2009) the league had a Major League Baseball First Round Compensation Round pick (Eastern Illinois' Tyler Kehr who was No. 48 overall) and NBA Second Round pick (UT Martin's Lester Hudson) in the same season.

In March 2020 due to the COVID-19 public health emergency, spring sports were canceled across the OVC and the NCAA (including all winter and spring NCAA Championships).

The playing field is not the only place where OVC athletes are working hard. The league also recognizes excellence in the classroom. Six Scholar-Athlete Awards are presented yearly to male and female athletes, while others are commended for their academic success by being Medal of Honor recipients or earning a spot on the Commissioner's Honor Roll. Additionally, the league annually presents one institutional Academic Achievement Award, as well as separate team awards in each Conference-sponsored sport. Since the College Sports Information Directors of America (CoSIDA) Academic All-America program began, the Ohio Valley Conference has had 294 student-athletes honored with the award (including 49 over the past five years).

Through the early years of the league, administrators wrestled with fan behavior due to the close proximity of the Conference members and the intense rivalries which developed. Just as it did

decades ago, the OVC took the leadership role on what has become a national issue. In 1995, the OVC implemented a first-of-its-kind "Sportsmanship Statement," a policy which promotes principles of fair play, ethical conduct and respect for one's opponent. The statement has become a model for others to follow across the nation and has answered the challenge of the NCAA Presidents Commission to improve sportsmanship in collegiate athletics.

Additionally, the OVC annually presents the Steve Hamilton Sportsmanship Award, in honor of the former Morehead State student-athlete, coach and athletics director, to a junior or senior student-athlete with significant athletic contributions who best exemplifies the characteristics of sportsmanship and citizenship. Most recently, the Conference has also implemented the OVC Institutional and Team Sportsmanship Awards, which are presented to one institution and 18 sport-specific teams voted by their peers to have best exhibited the standards of sportsmanship and ethical conduct as outlined by the OVC and NCAA.

The vision of leadership demonstrated by the Founding Fathers in 1948 remains alive today as the Ohio Valley Conference prepares for the future. One example is in regard to the current trend in collegiate athletics administration for increased involvement of university presidents in setting policies and making rules. The presidents of OVC institutions, however, have always governed the Conference, long before presidential governance became a national theme.

The Ohio Valley Conference sponsors the following sports: baseball, basketball, cross country, football, golf, tennis and track for men, and basketball, cross country,

golf, soccer, softball, tennis, track, volleyball and beach volleyball for women. In addition, the OVC also sponsors the combined men's and women's sport of rifle.

Now in its seventh decade of competition, the Ohio Valley Conference has grown significantly from its humble beginnings while increasing the number of athletics opportunities it provides for students. Current league representatives include charter members Eastern Kentucky University, Morehead State University and Murray State University, along with Austin Peay State University, Belmont University, Eastern Illinois University, Jacksonville State University, Southeast Missouri State University, Southern Illinois University Edwardsville, Tennessee State University, Tennessee Technological University and the University of Tennessee at Martin.





THIS IS THE OVC

2020 OVC STATISTICS

2020 Standings

	<u>OVC</u>	<u>Pct.</u>	<u>Overall</u>	<u>Pct.</u>
Eastern Kentucky	0-0	.000	22-2	.917
SIU Edwardsville	0-0	.000	13-5	.722
Southeast Missouri	0-0	.000	12-5	.706
Jacksonville State	0-0	.000	12-9	.571
Murray State	0-0	.000	12-10	.545
UT Martin	0-0	.000	12-10	.545
Tennessee Tech	0-0	.000	10-9	.526
Eastern Illinois	0-0	.000	11-10	.524
Austin Peay	0-0	.000	11-12	.478
Tennessee State	0-0	.000	7-11	.389
Morehead State	0-0	.000	6-10	.375
Belmont	0-0	.000	4-14	.222

2020 Season was cancelled due to COVID-19



Batting Average

Jacksonville State	.311
Southeast Missouri	.310
SIUE	.310
Eastern Kentucky	.291
Austin Peay	.283

Slugging Percentage

Southeast Missouri	.528
Eastern Kentucky	.496
SIUE	.493
Jacksonville State	.428
Austin Peay	.422

On-Base Percentage

Southeast Missouri	.411
Jacksonville State	.391
SIUE	.387
Morehead State	.375
Eastern Kentucky	.374

Runs Scored

Eastern Kentucky	133
Jacksonville State	126
Southeast Missouri	115
SIUE	111
Murray State	106

Hits

Eastern Kentucky	181
Jacksonville State	179
Austin Peay	173
UT Martin	152
SIUE	152

Runs Batted In

Eastern Kentucky	118
Jacksonville State	110
SIUE	100
Southeast Missouri	98
Murray State	88
Austin Peay	88

Doubles

Jacksonville State	42
Eastern Kentucky	32
Murray State	31
Austin Peay	30
Belmont	26
Eastern Illinois	26

Triples

Southeast Missouri	14
SIUE	7
Eastern Kentucky	7
Morehead State	5
Murray State	4

Home Runs

Eastern Kentucky	27
Southeast Missouri	19
SIUE	19
Eastern Illinois	18
Austin Peay	17

Total Bases

Eastern Kentucky	308
Austin Peay	258
Jacksonville State	246
Southeast Missouri	242
SIUE	242

Total Plate Appearances

Eastern Kentucky	730
Austin Peay	701
Murray State	693
Jacksonville State	675
UT Martin	668

At Bats

Eastern Kentucky	621
Austin Peay	612
UT Martin	578
Murray State	577
Jacksonville State	575

Walks

Murray State	86
Eastern Illinois	73
Eastern Kentucky	71
Southeast Missouri	66
Jacksonville State	65

Hit By Pitch

SIUE	20
Austin Peay	18
Southeast Missouri	17
Eastern Kentucky	17
Jacksonville State	16

Strikeouts

Eastern Illinois	159
Belmont	131
Austin Peay	114
Murray State	112
Tennessee State	97

SAC Bunts

UT Martin	28
SIUE	17
Tennessee State	15
Murray State	13
Eastern Kentucky	11

SAC Flies

Eastern Kentucky	10
Jacksonville State	9
Murray State	8
SIUE	7
Southeast Missouri	7

Stolen Bases

Southeast Missouri	41
SIUE	39
Jacksonville State	32
Murray State	30
Austin Peay	25

Earned Run Average

Eastern Kentucky	1.86
UT Martin	2.33
Southeast Missouri	2.48
Murray State	2.87
Tennessee State	3.41

Opposing Batting Average

Eastern Kentucky	.194
Southeast Missouri	.204
UT Martin	.223
Murray State	.252
SIUE	.261

Innings Pitched

Eastern Kentucky	162.0
UT Martin	150.0
Austin Peay	147.2
Murray State	146.1
Eastern Illinois	138.0

Batters Struck Out

Eastern Kentucky	160
Belmont	119
Southeast Missouri	109
Jacksonville State	103
Murray State	101
UT Martin	01

Batters Struck Out Looking

Austin Peay	36
Belmont	33
Jacksonville State	32
Murray State	31
SIUE	31

Wins

Eastern Kentucky	22
SIUE	13
Southeast Missouri	12
Jacksonville State	12
Murray State	12
UT Martin	12



**Losses**

Belmont.....	13
Austin Peay.....	12
Tennessee State.....	11
UT Martin.....	10
Murray State.....	10
Morehead State.....	10
Eastern Illinois.....	10

Saves

Jacksonville State.....	4
Murray State.....	2
Eastern Illinois.....	2
Tennessee State.....	2
SIUE.....	2

Runners Picked Off

Morehead State.....	3
SIUE.....	3
Eastern Illinois.....	1
Southeast Missouri.....	1

Hits Allowed

Southeast Missouri.....	84
Eastern Kentucky.....	114
SIUE.....	122
UT Martin.....	127
Tennessee State.....	133

Runs Allowed

Eastern Kentucky.....	47
Southeast Missouri.....	51
Tennessee State.....	72
SIUE.....	73
UT Martin.....	73

Earned Runs Allowed

Southeast Missouri.....	40
Eastern Kentucky.....	43
UT Martin.....	50
Tennessee State.....	58
SIUE.....	59

Walks Allowed

Tennessee State.....	28
Murray State.....	30
Eastern Kentucky.....	37
UT Martin.....	39
Southeast Missouri.....	45

Home Runs Allowed

Tennessee State.....	2
Southeast Missouri.....	11
SIUE.....	11
Eastern Kentucky.....	13
UT Martin.....	13
Murray State.....	13
Belmont.....	13

Batting Average

Rachel Anderson, SEMO.....	.480
Keeli Bobbitt, JSU.....	.472
Adeline Nicholson, MOR.....	.436
Lexi Osowski, APSU.....	.434
KloeHilbrenner, SIUE.....	.429

Slugging Percentage

Rachel Anderson, SEMO.....	.880
Ashley Ellis, SEMO.....	.878
Lexi Osowski, APSU.....	.789
Sierra Gilmore, MUR.....	.769
Raleigh Lewis, TTU.....	.706

On-Base Percentage

Rachel Anderson, SEMO.....	.541
Adeline Nicholson, MOR.....	.522
Sammi Miller, ECU.....	.521
Alexis Strother, MOR.....	.521
Keeli Bobbitt, JSU.....	.517

Runs Scored

Sammi Miller, ECU.....	24
Karsen Mosley, JSU.....	22
Sydney Love-Baker, TTU.....	22
Ariyana Miranda, ECU.....	22
Alana Cobb-Adams, SIUE.....	21

Hits

Lexi Osowski, APSU.....	33
Sammi Miller, ECU.....	32
Savannah Sudduth, JSU.....	27
Chelsey Gore, UTM.....	27
Keeli Bobbitt, JSU.....	25

Runs Batted In

Sierra Gilmore, MUR.....	26
Lexi Osowski, APSU.....	25
Megan Fortner, JSU.....	23
Ariyana Miranda, ECU.....	23
Karsen Mosley, JSU.....	22

Doubles

Megan Fortner, JSU.....	11
Lexi Osowski, APSU.....	10
Sammi Miller, ECU.....	8
Kaitlyn Kelley, UTM.....	7
Reese Weber, TSU.....	6

Triples

Rachel Anderson, SEMO.....	5
Sammi Miller, ECU.....	3
Mattira Morales, ECU.....	2
Madeline Harris, SEMO.....	2
Chelsey Gore, UTM.....	2
Madeline Gailor, MOR.....	2

Home Runs

Ashley Ellis, SEMO.....	8
Sierra Gilmore, MUR.....	7
Carly Robinson, ECU.....	6
Lexi Jones, MUR.....	6
Ariyana Miranda, ECU.....	6

Total Bases

Lexi Osowski, APSU.....	60
Sierra Gilmore, MUR.....	50
Ariyana Miranda, ECU.....	48
Sierra Miller, ECU.....	46
Rachel Anderson, SEMO.....	44
Megan Fortner, JSU.....	44

Walks

Kayla Bear, EIU.....	14
Sierra Miller, ECU.....	13
Logan Braundmeier, MUR.....	12
Abby Shoulders, MUR.....	12
Ashley Ellis, SEMO.....	11
Lindsey Carroll, MUR.....	11
Bailey Concatto, SIUE.....	11

Stolen Bases

Brooke Pfefferle, APSU.....	6
Peyton Slater, MOR.....	6
Karsen Mosley, JSU.....	6
Kaylee Anderson, SEMO.....	6

Total Plate Appearances

Sierra Miller, ECU.....	94
Ariyana Miranda, ECU.....	90
Zoe Mihalicz, ECU.....	84
Lindsey Carroll, MUR.....	83
Brooke Pfefferle, APSU.....	83

At Bats

Lexi Osowski, APSU.....	76
Ariyana Miranda, ECU.....	75
Sammi Miller, ECU.....	75
Zoe Mihalicz, ECU.....	74
Paige Clark, UTM.....	72

Earned Run Average

Rachel Rook, SEMO.....	0.70
Mollie Paulick, ECU.....	1.05
Seeley Layne, UTM.....	1.94
Tori Peterson, ECU.....	1.96
Lexi Androleovich, JSU.....	2.05

Opposing Batting Average

Rachel Rook, SEMO.....	.119
Mollie Paulick, ECU.....	.163
Marisa Davis, SEMO.....	.185
Bethany Todd, ECU.....	.203
Erin Gallagher, UTM.....	.211

Innings Pitched

Harley Mullins, APSU.....	80.1
Mollie Paulick, ECU.....	80.1
Jade Montgomery, EIU.....	68.2
Emily Ingles, SIUE.....	61.2
Erin Gallagher, UTM.....	60.2

Batters Struck Out

Mollie Paulick, ECU.....	108
Alyssa Arden, TTU.....	64
Brittany Kennett, BEL.....	60
Emily Ingles, SIUE.....	60
Erin Gallagher, UTM.....	55

Wins

Mollie Paulick, ECU.....	11
Emily Ingles, SIUE.....	8
Alyssa Arden, TTU.....	7
Jade Montgomery, EIU.....	7
Samantha Reynoso, ECU.....	6
Erin Gallagher, UTM.....	6
Harley Mullins, APSU.....	6

Saves

Raven Loveless, TSU.....	2
Alexus Jimmerson, JSU.....	2
Several tied with.....	1

Appearances

Jade Montgomery, EIU.....	17
Mollie Paulick, ECU.....	16
Seeley Lane, UTM.....	16
Harley Mullins, APSU.....	16
Taylor Florea, EIU.....	15
Shelby Harpe, APSU.....	15
Hannah James, MUR.....	15

Games Started

Harley Mullins, APSU.....	14
Emily Ingles, SIUE.....	12
Jade Montgomery, EIU.....	11
Alyssa Arden, TTU.....	10
Erin Gallagher, UTM.....	10
Hannah James, MUR.....	10

Losses

Brittany Kennett, BEL.....	6
Shelby Harpe, APSU.....	6
Jenna Veber, MUR.....	6
Lauren Powell, TSU.....	6
Four tied with.....	5

2020 Ranking



THIS IS THE OVC

OVC TOURNAMENT



2021 OVC Softball Championship Format

Thursday, May 13

Game 1: #1 Seed vs. #4 Seed, 2 p.m., CT (ESPN+)

Game 2: #2 Seed vs. #3 Seed, 4:30 p.m., CT (ESPN+)

Friday, May 14

Game 3: Winner Game 1 vs. Winner Game 2, 11 a.m., CT (ESPN+)

Game 4: Loser Game 1 vs. Loser Game 2, 2 p.m., CT (ESPN+)

Game 5: Winner Game 4 vs. Loser Game 3, 4:30 p.m., CT (ESPN+)

Saturday, May 15

Game 6: Winner Game 3 vs. Winner Game 5, 1:30 p.m., CT (ESPN+)

Game 7: Winner Game 6 vs. Loser Game 6, 4 p.m., CT (if Necessary) (ESPN+)

The 2021 Ohio Valley Conference Softball Championship will be held May 12-15 at Choccolocco Park in Oxford, Alabama.

It marks the 27th time the Championship has been held and the fifth-straight year it has been held at the neutral site in Oxford instead of at the site of the No. 1 seed.

There was no tournament held in 2020 due to a global COVID-19 pandemic.

In 2019, Southeast Missouri topped three-time defending champion Jacksonville State in back-to-back games to claim the title, its sixth overall and first since 1999.



OVC CHAMPIONS • 1995 • 1996 • 1997 • 1998 • 1999 • 2019





2021



OPPONENTS

In 2021, Southeast Missouri's Ohio Valley Conference schedule increases to 34 games. SEMO plays every conference team in a three-game weekend series with the exception of its travel partner (UT Martin). The Redhawks and Skyhawks will play a home-and-home midweek doubleheader.



OPPONENTS

SERIES RESULTS

Abilene Christian (1-0)

Neutral: 1-0
2/15/19 W 10-2 (5) #

Akron (2-0)

Away: 1-0 Neutral: 1-0
4/18/86 W 2-1
3/11/01 W 6-0 #

Alabama A&M (3-0)

Home: 1-0 Neutral: 2-0
2/23/07 W 8-0 *
2/24/08 W 15-0 #
3/11/17 W 7-2 #

Alabama State (3-2)

Away: 1-0 Neutral: 2-2
2/13/15 L 5-8 #
2/14/15 L 7-12 #
3/12/17 W 8-1 #
2/23/18 W 14-1 #
2/21/20 W 12-3

Alcorn State (4-0)

Away: 4-0 Neutral: 3-0
2/24/06 W 5-0 #
2/19/17 W 3-2 #
2/25/17 W 8-0
2/25/17 W 7-5

American International (1-0)

Neutral: 1-0
3/14/91 W 7-0 #

Appalachian State (0-1)

Neutral: 0-1
2/20/10 L 2-10 #

Arkansas-Pine Bluff (1-0)

Neutral: 1-0
2/22/08 W 11-2 #

Arkansas (2-6)

Home: 0-2 Away: 2-3
Neutral: 0-1
3/13/10 L 2-4
3/1/15 L 2-5 #
4/29/15 L 5-13
4/29/15 W 4-3 (8)
4/6/16 L 4-7 *
4/6/16 L 3-4 *
2/21/19 L 1-7
2/22/19 W 6-1

Arkansas State (5-0)

Away: 5-0
4/14/84 W 9-1
4/20/85 W 5-0
3/8/86 W 11-0
3/8/86 W 10-0
4/19/86 W 4-1

Army (2-2)

Away: 2-2
3/11/87 W 1-0
3/12/87 W 7-0
3/10/88 L 1-2
3/9/89 L 0-3

Ashland (2-0)

Away: 2-0
3/9/87 W 4-0
3/10/88 W 2-0

Austin Peay (71-23)

Home: 35-11 Away: 30-12
Neutral: 6-0
3/3/89 L 1-4
3/3/89 W 4-1
3/22/90 W 8-0 *
3/22/90 L 1-9 *
3/8/91 W 7-0
3/8/91 W 9-1
5/25/92 W 11-4 #
4/28/92 W 3-0 *
4/28/92 W 7-0 *
3/19/93 L 1-2
3/19/93 L 2-3
3/31/93 W 2-1 *
3/31/93 W 10-6 *
3/30/94 W 5-0 *
3/30/94 W 6-2 *
4/14/94 W 3-2 (10)

4/14/94 W 6-2
4/22/94 W 3-0 #
3/14/95 W 4-1 *
3/14/95 W 3-0 *
4/4/95 W 8-4
4/4/95 W 9-1
4/2/96 W 3-0 *
4/2/96 W 5-2 *
4/18/96 W 9-0
4/18/96 W 13-0
4/19/97 W 7-1
4/19/97 W 3-1
5/3/97 W 2-1 #
4/1/98 W 9-1
4/1/98 W 6-5
4/21/98 W 2-1 *
4/21/98 W 9-1 *
5/2/98 W 8-2 *
3/30/99 W 4-0
3/30/99 W 3-0
3/28/00 W 4-3
4/22/00 W 8-0 *
4/22/00 W 1-0 *
3/28/01 W 8-0 *
3/28/01 W 11-4 *
5/1/01 L 0-1
4/6/02 W 3-2 *
4/6/02 W 4-1 *
4/7/02 L 5-6 *
5/3/02 W 5-3 #
4/5/03 W 5-0
4/5/03 L 1-2
5/8/03 W 5-4 #
4/7/04 L 2-5 *
4/7/04 W 8-0 *
5/7/05 W 5-1 *
5/7/05 W 4-0 *
5/8/05 L 2-4 *
3/18/06 W 4-1 (9)
3/18/06 W 4-2
3/19/06 W 5-2
4/14/07 L 0-9 *
4/15/07 L 6-7 *
4/15/07 W 9-1 *
3/20/08 W 12-0
3/20/08 W 9-4
3/29/08 L 4-5
4/18/09 W 4-1 *
4/18/09 W 6-5 (9) *
4/19/09 W 7-5 *
4/2/10 L 3-4 (8)
4/2/10 W 12-5
4/3/10 L 2-11
2/26/11 W 6-3 #
4/2/11 W 8-5 *
4/2/11 W 9-1 *

4/3/11 L 1-2 *
4/14/12 W 5-4 (8)
4/14/12 W 7-3
4/15/12 W 6-2
4/28/13 L 0-6
4/28/13 L 5-6
4/29/13 L 1-4
3/29/14 L 1-4 *
3/29/14 W 13-4 *
3/30/14 L 2-6 *
5/2/15 W 8-1
5/2/15 W 6-5
5/3/15 W 11-10
4/29/16 L 3-7 *
4/29/16 W 15-6 *
4/30/16 W 7-4 *
4/8/17 W 3-0 *
4/8/17 W 4-0 *
4/6/18 L 2-5
4/6/18 W 11-2
4/12/19 L 2-5 *
4/12/19 W 9-0 (5) *

Ball State (2-3)

Away: 2-0 Neutral: 0-3
3/30/84 W 3-0
3/31/84 W 9-0
3/28/93 L 1-2 #
2/23/14 L 2-11 #
2/26/16 L 3-6 #

Barry (1-0)

Neutral: 1-0
5/13/89 W 2-1 #
Belleville JC
(2-0)
Away: 2-0
1982 W 11-3
1982 W 19-5

Belmont (15-13)

Home: 7-5 Away: 7-7
Neutral: 1-1
3/5/04 W 4-2 #
3/7/04 L 3-6 #
3/9/04 L 1-4
3/9/04 W 6-1
3/23/05 W 7-5 *
3/23/05 L 4-5 *
3/9/07 W 9-0 *
3/10/07 L 0-4 *
3/13/08 W 10-8

3/13/08 L 0-1
3/17/11 L 0-3
3/17/11 L 5-6
5/2/12 W 14-13 *
5/2/12 W 5-3 *
3/23/13 W 3-1
3/23/13 L 11-12
4/5/14 L 0-6 *
4/5/14 L 5-14 *
4/4/15 W 4-2
4/4/15 W 4-3
3/25/16 W 3-0 *
3/25/16 L 1-2 *
4/30/17 W 5-1
5/1/17 L 5-6
4/29/18 W 3-2 *
4/29/18 W 4-1 *
3/24/19 W 3-2
3/24/19 L 0-7

Benedictine (1-0)

1981 W 9-1

Bethune-Cookman (1-1)

Neutral: 1-1
3/7/08 W 4-0 #
3/9/08 L 2-5 #

Birmingham Southern (0-1)

Neutral: 1-1
3/16/02 L 1-7 #

Bloomsburg (0-3)

Away: 0-3
3/6/88 L 1-2
3/7/88 L 3-6
3/10/90 L 1-5

Boston College (0-1)

Neutral: 0-1
3/13/92 L 4-8 #

Bowling Green (0-2)

Neutral: 0-2
3/7/13 L 1-4 #
3/9/13 L 1-4 #



SERIES RESULTS

OPPONENTS



Bradley (4-3)

Home: 2-1 Neutral: 2-2

4/12/80	W	5-2 #
4/9/82	L	3-4 #
3/27/92	L	1-2 (8) #
2/28/98	W	9-1 #
3/5/00	W	5-2 *
3/14/04	W	8-6 (8) *
3/10/07	L	2-3 *

Bryant (2-0)

Neutral: 2-0

3/6/20	W	8-0 #
3/7/20	W	8-0 #

Buffalo (1-0)

Neutral: 1-0

2/19/17	W	7-6 #
---------	---	-------

California (0-2)

Neutral: 0-2

3/14/97	L	0-1 #
3/23/01	L	4-5 #

California (Pa.) (0-1)

Neutral: 0-1

3/16/91	L	2-4 #
---------	---	-------

Campbell (1-0)

Neutral: 1-0

3/10/94	W	2-1 #
---------	---	-------

Centenary (1-1)

Neutral: 1-1

2/14/09	W	5-4 #
2/15/09	L	2-10 #

Central Arkansas (3-2)

Away: 1-0 Neutral: 2-2

2/25/07	W	11-1 #
2/15/08	W	5-3 #
2/13/09	L	0-8 #
2/14/16	L	4-5 #
3/1/19	W	11-7

Central Iowa (1-0)

Away: 1-0

1982	W	4-2
------	---	-----

Central Methodist (1-0)

Away: 1-0

1982	W	3-0
------	---	-----

Central Michigan (1-2)

Away: 1-2

1981	W	1-0
1982	L	0-6
1982	L	0-8

Central Missouri (13-8)

Home: 1-1 Away: 4-0

Neutral: 8-7

5/8/81	L	3-4 #
4/23/82	W	4-2
4/24/82	W	3-0
4/29/83	L	2-5 #
4/7/84	W	1-0 *
4/12/85	W	6-0 #
4/27/85	W	2-0 #
4/11/86	W	5-4
4/26/86	W	2-0 #
4/12/87	W	9-6 #
4/24/87	L	3-5 #
4/25/87	W	12-1 #
4/25/87	L	0-3 #
5/8/87	W	4-2
3/26/88	L	2-6 #
4/9/88	W	3-0 #
3/25/89	L	0-4 #
4/15/89	L	3-5 (11) *
4/27/91	L	2-7 #
4/27/91	W	3-2 #
5/11/91	W	3-1 #

Central Oklahoma (1-2)

Away: 1-2

1982	L	1-7
1982	L	0-5
3/25/84	W	4-0

Chapman (0-1)

Neutral: 0-1

3/13/91	L	0-1 #
---------	---	-------

Charleston Southern (1-0)

Neutral: 1-0

3/7/92	W	5-3 #
--------	---	-------

Charlotte (0-1)

Neutral: 0-1

4/16/94	L	1-2 #
---------	---	-------

Chattanooga (1-2)

Away: 0-1 Neutral: 1-1

4/20/96	L	1-3 #
2/24/18	L	5-8
5/18/19	W	2-1 # \$

Cleveland State (1-1)

Neutral: 1-1

3/18/04	L	0-3 #
3/13/05	W	4-1 #

Colgate (2-1)

Neutral: 2-1

3/15/98	W	3-1 #
3/19/04	L	1-4 #
3/13/05	W	4-3 #

College of Charleston (1-1)

Away: 1-1

3/19/02	L	1-3
3/19/02	W	6-2

Colorado State (0-1)

Neutral: 0-1

3/18/04	L	1-7 #
---------	---	-------

Columbia (0-1)

Neutral: 0-1

3/14/05	L	4-5 #
---------	---	-------

Coppin State (1-0)

Neutral: 1-0

3/2/19	W	11-5 #
--------	---	--------

Cornell (0-1)

Neutral: 0-1

3/20/04	L	1-4 #
---------	---	-------

Creighton (3-7)

Home: 0-1 Away: 1-2

Neutral: 2-4

3/5/95	L	3-4 #
3/10/95	L	1-7 #
3/15/96	W	7-4 #
3/13/97	W	5-4 (8) #
3/15/97	L	2-5 #
3/16/97	L	0-1 #
3/5/00	L	0-1 *
3/9/18	L	3-6
3/10/18	W	7-4
3/10/18	L	5-7

Culver-Stockton (0-1)

Away: 0-1

1982	L	7-8
------	---	-----

DePaul (0-4)

Home: 0-2 Away: 0-2

5/8/97	L	1-9 !
5/8/97	L	3-5 !
5/7/98	L	5-7 * !
5/7/98	L	2-6 * !

Detroit Mercy (4-1)

Away: 0-1 Neutral: 4-0

3/10/89	L	0-2
3/6/94	W	7-2 #
3/8/95	W	3-0 #
2/22/13	W	10-7 #
3/17/19	W	9-0 (6) #

Drake (0-5)

Home: 0-1 Neutral: 0-4

3/8/03	L	1-5 *
2/11/18	L	0-1 #
2/10/19	L	1-6 #
2/22/19	L	2-6 #
2/23/19	L	5-7 #

East Carolina (1-2)

Neutral: 1-2

4/15/94	L	0-3 #
3/15/98	L	0-2 #
5/21/99	W	2-1 # \$

Eastern Illinois (43-38)

Home: 26-14 Away: 13-19

Neutral: 4-5

4/26/83	W	2-0
3/24/95	W	3-2 *
3/8/97	L	2-3
3/8/97	L	2-5
4/26/97	L	0-2 *
4/26/97	W	3-2 (8) *
5/4/97	L	1-5 # +
5/4/97	W	12-2 # +
4/8/98	W	10-2 *
4/8/98	W	4-2 *
4/24/98	L	0-4
4/24/98	W	6-0
5/4/98	W	3-2 (8) +
5/4/98	L	1-2 +
5/4/98	W	13-4 +
3/26/99	W	2-0 #
4/1/99	W	5-2 *
4/1/99	W	3-2 *
4/21/99	L	0-1
4/21/99	W	1-0 (8)
5/2/99	W	7-1 # +
4/18/00	W	6-1 *
4/18/00	L	1-5 (9) *
5/4/00	W	3-0
5/11/00	W	3-2 (8) # +
2001	L	1-3
2001	W	3-0
2001	W	7-3 *
2001	L	0-1 # +
4/9/02	L	0-6 *
3/9/02	L	4-5 *
4/18/02	W	4-0
4/9/03	W	7-6
4/9/03	L	0-1
4/23/03	W	6-5 *
5/9/03	W	4-2 # +
4/1/04	W	3-2 *
4/1/04	L	1-4 *
5/5/04	W	2-1
4/20/05	L	6-7
4/20/05	L	1-4
5/6/05	W	3-1 *
4/18/06	W	10-5 *
4/18/06	W	11-1 *
5/3/06	L	1-7
4/11/07	L	2-3
4/11/07	L	7-11
5/2/07	W	5-2 *
3/25/08	W	7-2 *
3/25/08	W	7-6 *
4/23/08	L	3-4
4/23/09	W	11-3

OVC TOURNAMENT CHAMPIONS • 1994 • 1996 • 1997 • 1998 • 1999 • 2019 // NCAA TOURNAMENT • 1999 • 2019

FOLLOW THE REDHAWKS AT GOSOUTHEAST.COM



SERIES RESULTS

4/23/09	W	6-2	4/9/00	W	9-3 *	Elmhurst College			4/16/92	W	3-1 *	Florida Atlantic		
4/29/09	W	6-3 *	4/21/01	W	2-1	(2-0)			4/16/92	W	14-5 *	(1-1)		
3/31/10	L	2-10 *	4/21/01	W	6-4	Away: 2-0			3/12/93	W	3-0 #	Away: 0-1 Neutral: 1-0		
3/31/10	L	0-3 *	4/22/01	L	1-2	3/26/86	W	6-0	3/27/93	W	4-1 #	3/9/95	W	8-0 #
4/14/10	L	0-2	5/4/01	L	0-2 # +	3/26/86	W	13-0	4/14/93	W	3-1 *	3/8/08	L	6-7
4/13/11	L	0-4	3/23/02	L	2-3 *				4/14/93	L	2-3 *			
4/13/11	L	0-2	3/23/02	L	1-2 *	Elon			3/26/94	L	1-2 #	Florida Gulf Coast		
4/19/11	W	8-4 *	3/24/02	L	1-7 *	(0-2)			3/25/95	L	1-3 #	(0-1)		
5/12/11	W	4-0 +	5/3/02	L	0-7 +	Away: 0-2			3/28/95	L	2-6	Neutral: 0-1		
5/14/11	W	9-1 +	5/3/03	W	4-0	3/18/09	L	2-4	3/28/95	L	3-5	3/7/08	L	0-5 #
4/4/12	L	2-3 *	5/3/03	L	1-4	3/18/09	L	1-8	3/27/96	W	8-3 *			
4/4/12	L	3-5 *	5/4/03	L	0-3				3/27/96	W	2-0 *	Florida Southern		
4/18/12	L	0-1	5/9/03	L	2-7 +	Emporia State			3/1/97	L	0-1 #	(2-7)		
4/13/13	W	4-1 *	5/2/04	L	0-3 *	(2-0)			4/3/97	W	7-0	Away: 2-2 Neutral: 0-5		
4/13/13	L	1-5 *	5/2/04	L	1-3 *	Away: 2-0			4/3/97	W	7-2	5/8/87	L	0-2 \$ #
4/14/13	L	1-10 *	4/9/05	W	3-1 *	3/12/86	W	6-0	4/9/98	L	4-5 *	5/9/87	L	0-3 \$ #
4/25/15	W	6-0 *	4/9/05	W	8-0 *	3/12/86	W	4-0	4/9/98	L	8-10 *	3/8/89	L	0-4 #
4/25/15	W	9-4 *	4/10/05	W	3-2 *				3/4/99	L	4-7	5/13/89	L	0-4
4/26/15	L	4-7 *	4/14/06	W	3-1	Evansville			3/4/99	L	0-4	5/14/89	L	1-4
5/7/15	L	9-10 (12) # +	4/14/06	L	1-15	(43-33)			3/5/03	L	0-6	3/10/90	L	0-3 #
5/7/16	L	3-4	4/15/06	L	1-4	Home: 20-10 Away: 15-17			3/5/03	L	1-3	3/14/91	L	0-2 #
5/8/16	L	1-6	5/12/06	L	0-3 # +	Neutral: 8-6			3/23/04	L	2-9 *	5/10/91	W	1-0 \$
5/8/16	W	4-1	3/31/07	L	9-10 *	1982	L	0-5	3/23/04	L	2-9 *	5/12/91	W	3-1 \$
4/1/17	L	5-7 *	4/1/07	L	3-12 *	3/30/84	L	1-3	3/23/05	L	0-9			
4/1/17	L	1-4 *	4/1/07	W	3-2 *	3/31/84	W	5-4	3/29/05	L	2-3	Florissant Valley		
4/11/18	L	1-4	3/15/08	L	2-6	4/20/84	W	3-2	3/29/06	W	4-2 *	(2-0)		
4/11/18	L	1-4	3/16/08	L	2-10	3/26/85	L	2-3 *	3/29/06	W	10-1 *	1981	L	5-9
4/20/19	W	11-3 (5) *	3/16/08	L	2-10	3/26/85	W	2-1 *	2/25/07	L	2-3 #	1981	W	8-0
4/20/19	W	8-5 *	4/25/09	W	4-3 *	4/1/86	W	4-0 *	3/28/07	L	6-7			
			4/25/09	W	8-5 *	4/1/86	L	5-6 *	3/28/07	W	5-3	Fordham		
			4/26/09	W	4-3 *	4/30/86	W	1-0	2/23/08	L	4-16 #	(1-1)		
			3/27/10	L	4-5	4/30/86	L	1-2	3/23/11	W	9-0 *	Neutral: 1-1		
Home: 21-13 Away: 16-20			3/27/10	W	6-0	4/4/87	W	7-0 #	3/23/11	L	2-4 *	3/16/98	W	5-0 #
Neutral: 4-2			3/28/10	L	2-7	4/29/87	W	4-1 *	3/15/12	W	6-1	3/20/04	L	1-5 #
4/4/93	W	3-0 *	5/7/11	W	5-1 *	4/29/87	W	8-7 *	3/15/12	L	4-5			
4/4/93	W	9-1 *	5/7/11	L	0-8 *	3/7/88	L	0-6 #	3/9/13	L	0-8	Furman		
4/11/93	W	7-0	5/8/11	L	2-9 *	4/5/88	L	0-4 *	3/10/13	L	2-9	(1-0)		
4/11/93	W	6-0	3/17/12	L	2-3	4/5/88	W	7-0 *	4/2/13	W	3-2 *	Neutral: 1-0		
4/3/94	W	2-1	3/17/12	W	7-5	3/16/89	W	10-5	4/2/13	L	0-1 *	4/14/95	W	6-1 #
4/3/94	W	3-2	3/18/12	L	2-4	3/16/89	W	8-0	3/20/14	L	5-6			
4/23/94	W	9-2 # +	4/20/13	W	12-11 *	4/24/89	W	2-0 *	3/20/14	L	4-8	Gardner-Webb		
4/9/95	W	4-3	4/20/13	L	4-6 *	4/24/89	W	10-2 *	2/23/18	W	9-0 #	(1-0)		
4/9/95	W	5-2	3/22/14	L	1-5	3/21/90	W	10-0				Neutral: 1-0		
4/28/95	W	3-2 +	3/22/14	W	5-3	3/21/90	W	11-2	Fairfield					
4/29/95	L	0-2 +	4/23/16	L	2-4	4/8/90	W	4-0 #	(3-0)					
4/12/96	W	3-0 *	4/23/16	W	5-2	4/25/90	W	4-0 *	Away: 1-0 Neutral: 2-0			George Mason		
4/12/96	W	3-1 *	4/23/17	W	2-1 *	4/25/90	W	8-0 *	3/6/89	W	7-0	(3-0)		
4/28/96	W	6-0	4/23/17	L	0-2 *	3/26/91	W	8-7	3/10/96	W	5-0 #	Neutral: 3-0		
4/28/96	L	2-4	4/22/18	L	4-5	3/26/91	W	3-1	3/15/96	W	12-2 #	4/16/94	W	5-0 #
3/30/97	W	15-2	4/22/18	L	0-3	4/18/91	W	2-0 *				4/15/95	W	3-0 #
4/13/97	W	9-1 *	4/1/19	W	4-1 *	4/18/91	W	8-1 *	Fairleigh Dickinson					
4/13/97	W	2-0 *	4/1/19	W	9-7 *	3/12/92	W	6-3 #	(1-0)					
4/18/99	W	4-3 *	5/9/19	W	6-0 +	3/16/92	W	7-4	Neutral: 1-0			George Washington		
4/18/99	W	4-3 *	5/10/19	W	11-8 +	3/16/92	W	3-0	2/16/19	W	8-0 (6) #	(1-0)		
4/8/00	L	1-7 *				3/28/92	W	6-1 #	Neutral: 1-0					
4/8/00	L	0-2 *				3/28/92	W	3-0 #	3/15/05 W 1-0 #					



SERIES RESULTS

OPPONENTS



Georgia College (2-0)

Away: 2-0

3/3/90 W 9-0
3/3/90 W 7-2

Georgia State (1-0)

Away: 1-0

3/3/92 W 1-0

Georgia Tech (2-1)

Home: 0-1 Away: 1-0

Neutral: 1-0

4/14/95 W 2-1 #
3/20/13 L 4-9 *
3/14/17 W 6-1

Grambling State (8-0)

Neutral: 8-0

2/10/12 W 15-8 #
2/11/12 W 21-3 #
2/8/13 W 6-3 #
2/15/14 W 9-1 #
2/16/14 W 2-0 #
2/14/15 W 11-7 #
2/15/15 W 10-8 #
2/22/20 W 4-1 #

Grand Valley State (6-1)

Neutral: 6-1

4/5/86 W 4-2 #
4/4/87 W 2-0 #
4/18/87 W 4-0 #
3/5/89 L 3-5 #
3/10/89 W 7-4 #
4/1/89 W 7-2 #
3/7/90 W 4-2 #

Grandview (1-0)

1981 W 5-2

Green Bay (3-1)

Neutral: 3-1

3/11/93 L 2-6 #
3/12/96 W 6-0 #
3/14/96 W 2-0 #
3/16/98 W 6-2 #

Greenville (0-1)

Away: 0-1

4/4/86 L 0-4

Hawai'i (0-1)

Away: 0-1

3/15/97 L 6-9

Harvard (1-1)

Neutral: 1-1

3/7/99 W 5-1 #
3/24/00 L 3-4 (9) #

Houston Baptist (2-1)

Neutral: 2-1

2/14/14 W 9-7 #
2/15/14 L 3-6 #
2/13/16 W 10-7 #

Howard (1-0)

Neutral: 1-0

2/22/20 W 3-0 #

Illinois-Chicago (1-4)

Home: 0-1 Away: 1-0

Neutral: 0-3

3/31/84 W 6-0
3/9/92 L 2-3 #
3/10/93 L 0-3 #
3/6/94 L 0-7 #
3/3/01 L 0-6 *

Illinois State (1-4)

Home: 0-2 Neutral: 1-2

3/14/97 L 0-3 #
3/15/97 W 4-0 #
3/7/97 L 7-9 #
3/11/07 L 0-7 *
3/11/10 L 1-12 *

Indiana (1-1)

Away: 0-1 Neutral: 1-0

3/2/97 L 4-7
3/9/01 W 8-0 #

Indiana (Pa.) (1-0)

Neutral: 1-0

3/11/91 W 3-0 #

Indiana State (16-6)

Home: 7-3 Away: 5-3

Neutral: 4-0

4/23/83 W 2-1
4/23/83 W 3-2
3/15/99 W 1-0 #
3/15/99 W 12-4 #
3/11/02 W 6-2 *
3/14/04 L 1-3 *
2/20/10 W 6-3 #
3/17/10 W 5-3
3/17/10 L 2-4
2/12/11 W 6-2 #
4/6/11 W 10-8 *
4/6/11 W 4-2 *
3/14/12 W 4-0
3/14/12 W 9-6
3/13/13 W 5-4 *
3/13/13 W 9-4 *
3/19/14 L 2-3
3/19/14 L 0-2
3/18/15 L 4-9 *
3/18/15 L 5-9 (8) *
3/13/18 W 5-1 *
3/13/18 W 4-1 *

Iona (0-1)

Neutral: 0-1

3/17/04 L 2-4 #

Iowa (1-0)

1981 W 7-2

Iowa State (3-3)

Home: 1-0 Neutral: 2-2

4/3/81 L 0-2 #
3/8/92 W 6-5 #
3/7/93 W 6-5 #
3/5/00 L 1-5 #
3/13/04 W 8-4 *
2/17/08 L 1-8 #

IUPUI (9-3)

Home: 4-0 Neutral: 5-3

3/13/87 W 3-1 #
3/13/87 W 5-0 #
3/6/90 L 0-1 #
3/11/06 W 18-7 *
3/11/07 W 9-0 *
3/16/10 W 15-7 *
3/16/10 W 5-4 (8) *

2/10/12 L 0-5 #
3/9/13 W 3-1 #
3/10/13 L 1-5 #
2/24/18 W 7-0 #
2/23/19 W 5-3 #

Jackson State (7-2)

Away: 7-2

2/14/08 W 8-0
2/14/08 W 12-3
2/12/09 W 11-0
2/11/10 W 11-3
2/9/12 L 1-11
2/7/13 L 0-1
3/15/16 W 9-8
3/15/16 W 11-1
2/12/17 W 13-2

Jacksonville State (7-41)

Home: 2-16 Away: 2-19

Neutral: 3-6

3/15/02 L 1-3 #
4/17/04 L 5-6 *
4/17/04 L 3-6 *
4/18/04 L 5-9 *
5/14/04 L 4-5 # +
4/27/05 L 2-7
4/27/05 L 0-5
4/28/05 L 0-4
5/14/05 L 4-6 +
5/6/06 L 3-5 *
5/6/06 L 2-3 *
5/7/06 L 3-10 *
4/6/07 L 4-9
4/6/07 L 3-6
4/7/07 L 3-11
5/3/08 L 3-6 *
5/3/08 L 0-7 *
5/4/08 L 4-8 *
4/4/09 L 0-9
4/4/09 L 1-12
4/5/09 L 1-11
3/26/11 L 5-8
3/26/11 W 7-6
3/27/11 L 8-13
5/13/11 L 0-4 # +
5/14/11 W 3-2 # +
5/15/11 L 5-9 # +
4/6/12 L 8-9 *
4/6/12 W 3-1 *
4/7/12 L 1-2 *
4/6/13 L 2-4
4/6/13 L 5-13
4/18/14 L 0-9 *

4/18/14 L 0-9 *
3/23/15 L 4-10
3/23/15 L 5-6
5/6/15 L 0-21 # +
4/9/16 L 5-6 *
4/9/16 L 2-9 *
3/26/17 L 0-3
3/26/17 L 5-9
3/25/18 L 0-6 *
3/25/18 W 7-2 *
4/28/19 L 0-1
4/28/19 W 3-1
5/10/19 L 3-4 +
5/11/19 W 8-2 +
5/11/19 W 6-5 +

Jarvis Christian College (1-0)

Neutral: 1-0

2/11/17 W 17-2 #

Kansas (2-4)

Away: 2-1 Neutral: 0-3

3/19/99 L 0-7 #
5/20/99 L 1-5 #
5/22/99 L 1-3 #
3/19/17 L 5-6
3/8/19 W 2-0
3/10/19 W 2-1

Kansas City (formerly UMKC) (10-6)

Home: 2-2 Neutral: 8-4

3/5/05 W 5-2 *
3/4/06 W 4-0 #
3/4/07 L 0-6 #
3/6/09 W 10-3 #
2/13/10 W 6-4 #
3/5/10 L 1-7 #
3/4/12 L 2-5 #
3/6/16 L 0-9 #
3/4/17 W 4-2 #
3/17/17 W 10-0 #
2/10/18 W 13-3 #
3/8/19 W 8-2 #
3/9/19 W 8-2 #
2/29/20 W 3-0 *
3/1/20 L 12-13 *
3/1/20 L 1-2 *

OVC TOURNAMENT CHAMPIONS • 1994 • 1996 • 1997 • 1998 • 1999 • 2019 // NCAA TOURNAMENT • 1999 • 2019

FOLLOW THE REDHAWKS AT GOSOUTHEAST.COM





OPPONENTS

SERIES RESULTS

Kennesaw State (0-2)

Away: 0-1 Neutral: 0-1

3/15/17 L 3-4
2/14/20 L 4-6 #

Kent State (0-1)

Neutral: 0-1

3/11/01 L 0-2 #

Kentucky (2-2)

Away: 1-2 Neutral: 1-0

2/28/98 W 9-6 #
3/10/01 W 1-0
3/3/18 L 2-4
3/4/18 L 2-11

Kentucky Wesleyan (4-0)

Home: 2-0 Away: 2-0

4/15/84 W 7-0 *
3/23/85 W 3-0
3/23/85 W 1-0
4/19/85 W 12-6 *

Lake Superior (3-0)

Neutral: 3-0

3/29/85 W 5-1 #
3/6/90 W 3-2 #
3/8/90 W 5-3 #

Lamar State (1-1)

Neutral: 1-1

3/12/85 L 2-3 #
3/12/85 W 6-0 #

LaSalle (1-0)

Neutral: 1-0

3/18/93 W 13-4 #

Lewis College (5-2)

Home: 1-0 Neutral: 4-2

3/27/86 W 4-1 *
3/9/87 W 4-0 #
3/11/87 W 5-1 #
3/9/88 W 3-0 #
3/5/89 L 1-2 #
3/8/89 L 0-1 #
3/4/90 W 7-0 #

Liberty (1-0)

Neutral: 1-0

3/20/98 W 8-0 #

Lincoln (Mo.) (11-1)

Home: 3-0 Away: 4-1

Neutral: 4-0
1982 W 2-1
1982 W 4-1
4/23/83 W 6-3
4/8/84 W 17-1 *
4/13/85 W 8-0 #
3/29/86 W 18-0
4/10/87 W 4-0 *
4/20/87 L 1-2
4/10/88 W 5-2 #
4/22/88 W 9-0 #
4/7/89 W 3-0 #
4/17/89 W 6-2 *

Lipscomb (2-5)

Home: 1-3 Away: 1-1

Neutral: 0-1
3/4/03 W 6-0
3/4/03 L 5-6
3/9/03 W 17-8 *
3/8/05 L 3-7 *
3/8/05 L 4-5 *
3/11/06 L 2-3 *
2/22/14 L 0-11 #

Lock Haven (1-1)

Neutral: 1-1

3/8/88 W 1-0 #
3/15/91 L 4-6 #

Longwood (1-1)

Neutral: 1-1

3/11/08 L 1-12 #
3/11/08 W 2-0 #

Louisiana (0-4)

Neutral: 0-4

4/17/94 L 1-2 #
4/14/95 L 1-6 #
2/13/16 L 0-8 #
5/17/19 L 2-3 \$

Louisiana-Monroe (4-7)

Away: 3-7 Neutral: 1-0

2/17/08 L 1-2
2/13/09 W 4-1
2/14/09 W 4-3
2/13/10 L 6-9
2/11/11 L 3-11
2/12/11 L 1-6
2/11/12 W 8-4
2/9/13 L 1-5
2/14/14 L 4-6
2/13/15 L 3-11
3/1/19 W 8-0 (6) #

Louisiana Tech (1-4)

Away: 0-1 Neutral: 1-3

4/16/94 L 1-3 #
3/14/10 L 3-5 #
2/26/11 W 5-4 #
2/12/16 L 2-11 #
2/16/19 L 3-11 (5)

Louisville (1-1)

Neutral: 1-1

3/17/00 W 4-3 #
3/10/11 L 2-7 #

Loyola-Chicago (5-5)

Home: 1-3 Neutral: 4-2

3/7/93 L 2-4 #
3/11/94 W 7-0 #
3/7/95 W 9-8 #
3/10/95 L 1-6 #
3/9/00 L 1-3 *
3/9/00 W 2-0 *
3/7/02 L 2-6 *
3/7/02 L 3-8 *
2/22/14 W 13-3 #
3/9/17 W 2-0 #

LSU (0-1)

Neutral: 0-1

3/18/17 L 3-7 #

Maine (4-2)

Neutral: 4-2

3/10/92 L 0-2 #
3/10/93 W 3-2 #
3/9/94 L 1-3 #
3/8/95 W 3-1 #

3/12/96 W 9-2 #
3/10/19 W 6-2 #

Manhattan (1-0)

Neutral: 1-0

3/17/98 W 13-2 #

Marshall (1-1)

Neutral: 1-1

3/17/03 L 2-5 #
3/17/03 W 5-4 #

McKendree (3-1)

Away: 1-1 Neutral: 2-0

1981 W 3-1 #
4/17/87 W 5-2 #
5/1/89 L 0-1
5/1/89 W 5-3

McNeese State (0-1)

Neutral: 0-1

2/19/10 L 2-6 #

Memphis (3-7)

Home: 1-1 Away: 2-5

Neutral: 0-1
3/23/06 W 2-1
3/23/06 L 2-3
2/23/07 L 1-2
4/24/07 W 4-3 *
4/24/07 L 1-10 *
2/23/08 L 1-3
2/26/12 L 0-1
2/24/13 L 1-2 #
2/23/14 L 1-6
3/17/18 W 8-7

Meramec-St. Louis (1-1)

Home: 1-1

1982 L 0-4
1982 W 4-1

Mercer (1-0)

Neutral: 1-0

3/24/01 W 2-1 #

Miami (Ohio) (0-1)

Neutral: 0-1

2/24/12 L 2-6 #

Middle Tennessee (29-17)

Home: 12-8 Away: 14-6

Neutral: 3-3
4/13/93 L 1-3 *
4/13/93 W 2-1 *
3/20/94 W 3-2
3/20/94 W 6-1
4/2/94 L 1-2 *
4/2/94 L 0-2 *
4/24/94 W 3-2 # +
3/17/95 L 1-2
3/17/95 W 3-0
4/15/95 W 3-2 #
4/22/95 W 3-0 *
4/22/95 L 0-1 *
3/23/96 W 4-3
3/23/96 W 6-2
4/13/96 W 10-2 *
4/13/96 W 8-3 *
5/5/96 W 3-1 *
4/5/97 W 10-3 *
4/5/96 W 3-2 *
4/20/97 W 3-0
4/20/97 W 5-2
4/6/98 W 5-0 *
4/6/98 W 4-1 *
4/12/99 W 2-1
4/12/99 W 4-1
5/2/99 W 9-0 #
4/15/00 W 4-2
4/15/00 L 1-2
4/16/00 W 1-0
5/12/00 L 1-3
5/12/00 L 1-3
4/14/01 L 0-4 *
4/14/01 L 0-4 *
3/8/03 L 0-6 *
3/20/03 L 0-10 #
3/20/03 L 0-5 #
3/22/06 W 12-3
3/22/06 W 11-0
3/20/07 L 2-3
4/9/08 W 6-4 *
4/9/08 L 3-5 *
4/28/11 L 3-7
4/28/11 W 3-2
4/11/12 W 8-2 *
4/11/12 W 10-3 *
2/17/17 L 4-8 #







OPPONENTS

SERIES RESULTS

4/29/00	L	1-6	Murray State			North Carolina A&T			3/4/90	W	6-2 #	Oklahoma		
4/30/00	W	2-0	(10-16)			(3-0)			3/8/90	L	0-4 #	(0-1)		
5/11/00	W	4-3 # +	Home: 6-7 Away: 4-9			Away: 2-0 Neutral: 1-0						1981	L	2-7
4/28/01	W	4-2 *	4/17/10	L	1-9	3/7/92	W	10-0 #	Northwest Missouri					
4/28/01	W	9-3 *	4/17/10	W	9-6	3/17/09	W	8-7	(13-11-1)			Oklahoma Baptist		
4/29/01	W	6-4 *	4/18/10	L	4-9	3/17/09	W	6-0	Home: 1-0 Away: 4-0-1			(0-2)		
4/20/02	W	9-3	4/16/11	W	11-4 *				Neutral: 8-11			Away: 0-2		
4/20/02	W	7-5	4/16/11	W	10-9 *	North Dakota			1981	T	2-2	1982	L	2-4
4/21/02	L	0-3	4/17/11	L	7-9 *	(0-1)			1981	W	2-0	1982	L	6-8
4/18/03	W	7-4 *	4/28/12	L	7-10	1981	L	2-3	4/23/82	L	2-7 #			
4/18/03	W	6-3 *	4/28/12	L	1-3				4/24/82	L	4-5 #	Oklahoma State		
4/19/03	L	4-7 *	4/29/12	L	7-8	North Dakota State			4/30/82	L	2-3 #	(0-2)		
4/24/04	L	3-4	3/16/13	L	1-8	(0-1)			5/1/82	L	0-4 # !	1981	L	1-11
4/24/04	W	3-1	3/16/13	W	9-3	Home: 0-1			3/23/84	L	8-9 #	1981	L	2-4
4/25/04	W	4-1	5/3/14	L	4-5 *	3/18/14	L	0-11 *	4/8/84	W	4-3 *			
3/25/05	L	5-8	5/3/14	L	0-1 *				4/28/84	L	5-6 # !	Olivet College		
3/25/05	W	7-2	5/4/14	W	5-3 *	Northern Colorado			4/28/84	L	2-6 # !	(1-0)		
3/26/05	W	3-1	4/11/15	L	3-4	(1-0)			3/13/85	W	3-2 #	Away: 1-0		
4/1/06	W	8-0 *	4/11/15	L	5-6	Neutral: 1-0			4/13/85	W	4-1 #	3/12/87	W	8-0
4/1/06	W	9-1 *	4/12/15	L	1-2	3/15/05	W	5-1 #	4/27/85	W	4-1 #			
4/2/06	W	4-0 *	3/19/16	W	4-3 *				4/4/86	W	2-0	Oregon		
5/5/07	L	1-8	3/19/16	W	9-1 *	Northern Illinois			4/12/86	L	1-5 # !	(0-1)		
5/5/07	W	7-4	3/20/16	L	5-16 *	(2-1)			5/26/86	W	2-0 #	Neutral: 0-1		
5/6/07	W	4-1	4/9/17	L	6-11 *	Neutral: 2-1			3/28/87	W	7-0	3/19/99	L	2-9 #
2/22/08	L	0-2 #	4/9/17	L	1-6 *	3/1/98	L	3-10 #	4/11/87	L	0-1 # !			
4/19/08	W	5-1 *	4/8/18	W	8-7	3/5/16	W	6-3 #	4/25/87	W	3-1 # !	Pittsburg State		
4/19/08	L	0-6 *	4/8/18	W	11-8	3/16/19	W	14-4 (5) #	3/26/88	L	2-5 #	(4-4)		
4/20/08	W	2-1 *	4/15/19	L	4-8 *				4/8/88	L	2-6 # !	Home: 1-0 Away: 1-4		
3/19/09	W	1-0	4/15/19	W	9-1 (5) *	Northern Iowa			3/25/89	W	3-1 #	Neutral: 2-0		
3/20/09	W	7-4				(10-7)			4/21/89	W	5-2 #	1981	L	3-9
3/21/09	L	1-2	Nebraska			Home: 4-1 Away: 2-2			3/14/91	W	3-2 #	3/10/82	L	3-11
5/7/09	W	1-0 # +	(0-2)			Neutral: 4-4			4/26/91	W	10-0	3/10/82	L	1-10
3/20/10	L	2-9 *	Neutral: 0-2			3/27/93	L	3-4 #				3/13/85	W	5-1 #
3/20/10	L	5-7 *	3/18/99	L	1-10 #	3/25/94	W	7-2 #	Northwestern			4/1/90	W	14-1 #
4/30/11	W	14-7	3/17/00	L	2-7 #	3/25/95	W	5-1 #	(1-1)			4/17/90	W	4-0
4/30/11	W	4-3				3/22/97	W	1-0 #	Home: 1-1			3/30/91	L	0-1
3/10/12	L	1-3 *	Nebraska-Omaha			3/8/98	W	6-5 *	3/23/98	L	2-6 *	4/16/91	W	3-1 *
3/10/12	W	11-10 *	(3-1)			3/8/98	W	3-1 *	3/23/98	W	3-1 *			
3/11/12	W	9-5 *	Neutral: 3-1			3/6/99	L	2-3 *				Pittsburgh		
4/21/13	L	6-7 *	4/1/89	W	8-1 #	3/27/99	L	1-3 #	Northwestern State			(0-1)		
4/21/13	W	5-4 *	3/18/17	L	5-6 #	3/4/00	W	4-1 #	(2-3)			Neutral: 0-1		
3/23/14	L	6-7	3/16/19	W	9-4 #	3/24/00	L	8-9 #	Neutral: 2-3			3/15/02	L	4-5 #
3/23/14	L	4-7	3/17/19	W	3-1 #	3/12/06	W	9-3 *	2/26/06	W	12-7 #			
4/18/15	W	1-0 *				3/12/06	W	5-4 *	2/11/11	L	1-2 #	Portland State		
4/18/15	L	1-3 *	Nebraska Wesleyan			2/25/12	L	1-2 #	2/13/11	L	2-10 #	(1-0)		
4/24/16	L	1-6	(0-1)			2/9/18	L	0-7	2/12/12	W	3-1 #	Neutral: 1-0		
4/24/16	L	0-1	Away: 0-1			2/10/18	L	0-8	2/9/13	L	0-8 #	3/20/99	W	9-1 #
4/22/17	L	2-6 *	1982	L	1-7	2/8/19	W	5-1						
4/22/17	W	6-5 *	Nicholls State			2/9/19	W	16-0 (5)	Ohio			Providence		
4/21/18	W	2-0	(0-3)						(1-2)			(1-0)		
4/21/18	W	4-1 (8)	Away: 0-1 Neutral: 0-2			Northern Kentucky			Neural: 1-2			Neutral: 1-0		
5/10/18	L	1-4 +	1982	L	0-10	(3-2)			3/21/99	L	0-2 #	3/14/96	W	2-1 #
5/3/19	W	7-0 *	4/16/95	L	0-10 #	Neutral: 3-2			3/3/18	W	2-1 #			
5/3/19	W	9-0 (5) *	2/23/13	L	7-8 #	3/6/88	W	9-0 #	3/4/18	L	1-5 #			
						3/8/88	W	1-0 #						
						3/9/89	L	2-8 #						



SERIES RESULTS

OPPONENTS



Purdue Fort Wayne (3-0)

Home: 1-0 Neutral: 2-0

2/19/10	W	7-4 #
3/10/10	W	4-3 *
2/14/20	W	16-15 (9) #

Quincy (6-1)

Home: 5-1 Neutral: 1-0

4/17/87	L	0-1 *
4/15/88	W	3-2 *
3/31/89	W	11-6 #
4/12/89	W	3-2 *
4/15/89	W	9-2 *
5/5/90	W	7-1 *
4/20/91	W	7-0 *

Quinnipiac (1-0)

Neutral: 1-0

3/10/91	W	7-2 #
---------	---	-------

Radford (1-0)

Neutral: 1-0

3/11/94	W	7-3 #
---------	---	-------

Rider (0-1)

Neutral: 1-0

3/17/04	L	1-2 #
---------	---	-------

Robert Morris (2-0)

Neutral: 2-0

3/9/92	W	8-0 #
3/12/92	W	3-2 #

Sacramento State (1-4)

Away: 0-2 Neutral: 1-2

3/16/99	L	0-1
3/16/99	L	1-6
3/20/99	W	2-1 #
3/17/00	L	2-3 #
3/18/00	L	2-6 #

Sacred Heart (2-1)

Neutral: 2-1

3/8/87	L	0-2 #
3/12/91	W	2-0 #
3/12/05	W	9-0 #

Saginaw Valley State (1-0)

Neutral: 1-0

3/29/85	W	1-0 #
---------	---	-------

St. Cloud State (0-1)

Neutral: 0-1

3/7/90	L	0-4 #
--------	---	-------

Saint Joseph's (1-0)

Neutral: 1-0

3/6/89	W	2-0 #
--------	---	-------

Saint Louis (72-28)

Home: 38-8 Away: 27-15

Neutral: 7-5

1981	W	4-0
1981	L	1-3
3/19/82	W	2-1
4/5/82	L	0-8
1982	L	4-5
1982	W	2-1
4/19/83	W	7-0 *
4/19/83	W	3-0 *
4/19/84	W	8-2 *
4/19/84	W	4-0 *
4/1/85	W	4-0 *
4/1/85	W	10-0 *
4/9/85	W	11-1
4/9/85	W	5-2
3/20/86	W	10-2 *
3/20/86	W	8-5 *
3/31/86	W	10-2
3/31/86	W	8-5
3/20/87	W	2-0 *
3/20/87	W	4-0 *
4/14/87	L	2-3 *
4/14/87	W	10-6 *
4/13/88	W	5-0 *
4/13/88	W	2-1 *
4/25/89	W	7-0 *
4/25/89	W	6-2 *
4/24/90	W	3-2 *
4/24/90	W	10-0 *
4/2/92	W	14-0
4/2/92	W	7-0
4/11/92	W	1-0 #
4/12/92	W	2-1 #
4/29/92	W	1-0 *
4/29/92	W	7-6 *
4/8/93	L	2-3
4/8/93	W	9-2
4/16/93	L	3-8 *

4/16/93	W	3-0 *
3/15/94	W	6-0 *
3/15/94	W	9-2 *
4/26/94	W	10-0
4/26/94	W	9-4
4/6/95	W	14-1 *
4/6/95	W	10-0 *
4/8/96	W	8-0
4/8/96	W	6-0
3/22/97	W	7-4 #
4/30/97	W	9-0 *
4/30/97	W	7-0 *
3/25/98	W	5-2
3/25/98	W	12-1
3/27/98	W	10-1 #
3/24/99	W	6-2 *
3/24/99	W	11-0 *
3/26/99	W	5-0 #
3/13/00	W	10-3
3/13/00	W	5-3
4/18/01	L	1-2 *
4/18/01	W	11-3 *
4/29/03	L	2-4 *
3/30/04	L	1-2
3/30/04	L	4-6
4/14/05	W	8-3 *
4/14/05	L	3-7
3/4/06	W	8-4 #
4/4/06	L	0-3
4/4/06	W	9-0
4/17/07	W	4-3 *
4/17/07	W	6-4 *
3/2/08	W	7-3 *
4/17/08	W	6-0
4/17/08	W	2-1
3/7/09	W	1-0 #
4/15/09	W	9-5 *
4/15/09	W	5-4 *
3/5/10	L	2-10 #
5/5/10	L	1-9
5/5/10	W	6-3
3/5/11	L	3-8
5/4/11	W	5-1 *
5/4/11	L	2-3 *
3/3/12	L	4-5 #
5/1/12	L	0-1
5/1/12	W	6-1
5/1/13	L	1-5 *
3/1/14	L	4-7 *
4/23/14	L	0-8
4/23/14	W	9-7
2/27/15	L	7-8 #
4/22/15	L	3-6 *
4/22/15	W	5-4 *
3/6/16	L	3-4
4/13/16	L	7-12

4/13/16	L	2-6
3/5/17	L	1-10 #
3/5/17	L	4-6 #
4/25/18	W	16-8
4/25/18	W	1-0
4/17/19	W	4-3 *
5/1/19	W	3-1

Saint Peter's (1-0)

Neutral: 1-0

3/12/05	W	4-0 #
---------	---	-------

Samford (6-12)

Home: 4-2 Away: 1-8

Neutral: 1-2

4/15/95	L	2-6 #
5/8/04	L	0-2
5/8/04	L	0-2
5/9/04	L	2-3
4/16/05	W	7-0 *
4/16/05	W	2-1 *
4/17/05	L	3-4 *
5/13/05	W	6-5 # +
4/21/06	L	0-1
4/22/06	L	1-2
4/22/06	L	1-2
3/17/07	W	3-1 *
3/17/07	L	2-10 *
3/18/07	W	9-1 *
4/12/08	W	4-3
4/12/08	L	0-8
4/13/08	L	1-7
2/23/13	L	1-2 #

Sam Houston (0-5)

Neutral: 0-5

3/10/85	L	3-9 #
3/10/85	L	1-7 #
3/10/86	L	0-1 #
3/10/86	L	1-6 #
5/9/86	L	0-3 # \$

San Jose State (0-1)

Neutral: 0-1

3/18/99	L	4-5 #
---------	---	-------

Siena (1-0)

Home: 1-0

3/7/03	W	8-1 *
--------	---	-------

SIU Edwardsville (26-38)

Home: 10-14 Away: 12-21

Neutral: 4-3

1981	L	3-5
1981	W	3-1
1981	W	3-2
1982	L	1-4
1982	W	4-1
4/12/83	W	4-3
4/12/83	L	1-6
4/5/83	W	4-2
4/16/83	L	0-1
4/17/83	L	0-4 *
5/3/84	W	3-2
5/3/84	W	2-0
4/5/85	W	5-4 #
4/18/85	L	1-4 *
4/18/85	W	2-1 *
4/19/85	L	1-2 #
5/2/85	L	1-2
5/2/85	L	0-2
4/3/87	W	3-0
4/18/87	W	4-3 *
5/1/87	W	3-1 *
5/1/87	L	3-4 *
4/15/88	W	5-0 *
4/29/88	L	1-2
4/29/88	L	1-3
4/1/89	L	0-2
4/27/89	L	2-4 *
4/27/89	W	7-6 *
5/5/90	L	1-2
4/19/91	L	2-4 *
5/4/91	W	4-1
5/4/91	L	0-4
4/8/09	L	1-6 *
4/8/09	L	3-12 *
3/13/10	W	7-6 #
3/14/10	L	5-6 #
4/22/10	L	2-3
4/22/10	W	3-2
3/12/11	W	11-4
3/12/11	W	8-6
3/13/11	L	1-11
5/12/11	W	4-3 # +
3/25/12	W	4-1 *
3/25/12	W	9-8 *
3/29/13	L	1-11 *
3/29/13	L	0-13 *
3/30/13	L	1-9 *
4/12/14	L	0-10
4/12/14	L	2-9
4/13/14	L	0-3
3/28/15	L	3-12 *
3/28/15	L	0-7 *

OVC TOURNAMENT CHAMPIONS • 1994 • 1996 • 1997 • 1998 • 1999 • 2019 // NCAA TOURNAMENT • 1999 • 2019

FOLLOW THE REDHAWKS AT GOSOUTHEAST.COM





OPPONENTS

SERIES RESULTS

3/29/15	L	4-8 *	4/4/81	W	5-2 #	3/28/98	W	3-2	Southern Mississippi	Tennessee State
4/2/16	L	1-2	4/8/81	W	5-0 *	3/27/99	W	5-4	(1-0)	(62-10)
4/2/16	L	4-5	4/8/81	L	1-2 *	4/7/99	L	4-7	Neutral: 1-0	Home: 35-5 Away: 24-5
4/3/16	L	3-5	4/14/81	W	6-4	4/7/99	L	1-9	2/13/20 W 7-0 #	Neutral: 3-0
4/14/17	L	0-4	4/14/81	W	12-3	3/25/00	L	0-1		3/18/94 W 11-0
4/14/17	L	4-5	3/30/82	W	1-0 *	4/5/00	L	0-8 *	Southwest Baptist	3/18/94 W 12-1
3/18/18	W	10-7 #	3/30/82	L	3-4 *	4/5/00	L	1-8 *	(5-7)	4/13/94 W 18-0 *
4/13/18	W	6-2 *	4/6/82	W	3-2	3/20/01	L	0-5	Home: 3-3 Neutral: 2-4	4/13/94 W 9-1 *
4/13/18	W	7-5 *	4/6/82	L	4-5 (11)	3/20/01	W	4-0	4/6/87 W 4-2 *	3/18/95 W 7-1
5/9/18	L	4-5 +	4/17/82	L	5-8	4/16/01	L	0-11 *	4/11/87 W 8-1 *	3/18/95 W 16-1
4/6/19	W	14-1	3/29/83	L	0-10	3/5/02	L	1-7	4/4/88 L 4-5 *	4/2/95 W 10-0 *
4/6/19	L	3-4	3/29/83	L	0-5	3/5/02	L	0-1	4/10/88 L 2-3 #	4/2/95 W 10-2 *
			4/15/83	W	5-3	4/24/02	L	1-3 *	4/23/88 L 0-3 #	4/5/96 W 7-1 *
South Alabama			4/3/84	L	3-4	3/26/03	L	3-9 *	4/7/89 W 5-0 #	4/5/96 W 15-0 *
(0-2)			4/3/84	W	4-0	3/26/03	L	1-5 *	3/31/90 L 0-1 #	4/6/96 W 8-0 *
Neutral: 0-2			4/25/84	W	4-1	3/25/04	L	1-3	4/17/90 L 1-8 *	5/4/96 W 8-0 # +
2/25/11	L	3-8 #	4/25/84	L	0-4	3/25/04	L	0-3	4/29/90 L 1-4 #	4/6/97 W 11-1 *
2/14/16	L	2-5 #	4/2/85	L	1-6	4/6/05	L	0-1 *	3/30/91 L 4-5 *	4/6/97 W 2-0 *
			4/2/85	L	1-6	4/6/05	L	1-4 *	4/12/91 W 3-1 #	4/5/98 W 8-0 *
South Carolina State			4/24/85	L	0-1	3/7/06	L	0-4	4/16/91 W 10-5 *	4/5/98 W 11-0 *
(2-0)			4/24/85	L	0-5	3/7/06	L	4-8		4/10/99 L 0-3
Neutral: 2-0			4/16/86	L	4-5 *	3/4/09	L	1-2	Southwest Louisiana	4/10/99 W 6-2
2/21/20	W	16-3 #	4/16/86	L	1-2 *	3/4/09	L	0-6	(0-2)	4/14/00 W 8-0
2/23/20	W	2-0 #	4/23/86	W	1-0	3/9/11	L	0-10 *	Neutral: 0-2	5/7/00 W 11-3 *
			4/23/86	L	0-3	4/25/12	L	6-7	4/17/94 L 1-2 (10) #	5/7/00 W 12-0 *
South Dakota			4/21/87	L	0-1 *	4/25/13	W	14-7 *	4/14/95 L 1-6 #	3/30/01 W 12-3
(1-0)			3/30/88	W	3-1	4/8/15	W	4-3 (10) *		4/13/01 W 7-4 *
Neutral: 1-0			3/30/88	L	0-7	3/22/16	L	2-3	Stephen F. Austin	4/13/01 W 9-1 *
3/18/18	W	10-2 #	5/3/89	W	1-0 *	4/12/17	L	1-3 *	(1-2)	5/4/01 W 1-0 # +
			5/3/89	W	3-0 *	4/5/18	L	1-2 (9)	Neutral: 1-2	3/29/02 L 6-7
South Dakota State			3/27/90	L	0-4	4/16/19	L	3-9 *	3/11/86 L 0-1 #	3/29/02 W 15-7
(2-0)			3/27/90	L	2-4				3/11/86 W 3-1 #	4/1/02 W 9-3 *
Neutral: 2-0			5/1/91	W	7-1 *	Southern Indiana			5/9/86 L 0-2 #	3/29/03 W 4-3 *
2/9/18	W	4-1 #	5/1/91	L	0-3 *	(17-2)				3/29/03 W 4-0 *
2/8/19	W	7-3 #	3/27/92	L	3-5	Home: 9-1 Away: 5-1			Syracuse	3/30/03 L 4-10 *
			4/7/92	W	5-4 *	Neutral: 3-0			(0-1)	4/3/04 W 9-1 *
Southeastern			4/7/92	W	6-5 *	4/18/84	W	4-1	Neutral: 0-1	4/3/04 W 8-0 *
Louisiana			4/27/92	L	3-4	4/18/84	W	4-1	3/25/00 L 1-3 #	4/4/04 W 3-0 *
(2-2)			4/27/92	L	0-5	4/16/85	W	4-0 *		4/2/05 W 9-1
Away: 2-2			4/6/93	L	3-4 *	4/16/85	W	5-2 *	Tarkio College	4/3/05 W 14-0
2/27/15	W	10-8	4/6/93	L	5-7 *	4/4/86	W	10-0 #	(2-0)	4/3/05 L 1-3
3/16/16	L	1-7	4/5/94	L	3-6	4/8/86	W	8-0	Home: 2-0	4/8/06 W 6-4 *
3/16/16	L	3-4	4/5/94	L	5-10	4/8/86	W	13-1	3/17/86 W 1-0 *	4/8/06 W 1-0 *
2/18/17	W	2-0	3/24/95	L	2-3 (10)	4/3/87	W	11-0 #	3/17/86 W 3-0 *	4/9/06 W 15-2 *
			3/30/95	L	3-11	4/8/87	W	10-0 *		3/24/07 L 0-2
Southern Illinois			3/30/95	L	4-9	4/8/87	W	3-1 *	Temple	3/24/07 L 3-4
(23-70-1)			5/1/96	L	0-3 *	4/25/88	W	4-0	(4-1)	3/25/07 W 1-0
Home: 10-22-1			5/1/96	W	8-1 *	4/25/88	W	11-2	Neutral: 4-1	4/5/08 L 2-3 *
Away: 12-46 Neutral: 1-2			3/1/97	L	0-8 #	3/18/90	L	0-3 *	3/9/92 L 0-3 #	4/5/08 W 5-2 *
4/2/77	L	4-5	3/22/97	W	5-3	3/18/90	W	4-1 *	3/12/92 W 3-2 #	4/6/08 W 6-3 *
4/13/77	L	1-9 *	3/22/97	L	2-4	4/8/90	W	3-1 #	3/8/93 W 7-2 #	5/2/09 W 9-1
4/1/78	L	2-3	4/9/97	L	1-3	3/21/91	W	3-0 *	3/7/94 W 4-1 #	5/2/09 W 4-3
4/16/78	L	2-6 *	4/9/97	L	4-9	3/21/91	W	10-3 *	3/7/95 W 6-3 #	5/3/09 W 8-7
4/17/79	L	4-5	3/1/98	L	0-3 #	4/23/91	W	5-4 *		4/9/10 W 9-0 *
4/17/79	L	2-3	3/24/98	L	3-4 *	4/23/91	W	8-1 *		4/9/10 L 4-6 *
4/22/80	L	5-9	3/24/98	T	3-3 *					4/10/10 W 7-5 *



SERIES RESULTS

OPPONENTS



4/9/11	W	5-3	4/11/99	L	0-3	3/25/17	L	2-3	4/14/86	W	3-2 #	4/14/92	W	7-1 *
4/9/11	W	6-5	4/11/99	W	6-2	3/17/18	W	7-3 #	4/26/86	L	1-2 !	4/24/92	W	5-0 *
4/10/11	W	10-0	5/1/99	W	5-2 # +	3/23/18	W	5-1 *	4/12/87	W	6-0 #	3/29/93	W	6-0
4/21/12	W	2-0 *	4/1/00	W	3-2 *	3/23/18	W	4-3 *	4/20/87	L	2-3 #	4/20/93	W	3-2 *
4/21/12	W	12-4 *	4/1/00	W	6-0 *	4/26/19	W	1-0	4/9/88	L	0-2 #	4/20/93	W	4-3 *
4/22/12	W	6-2 *	4/2/00	L	2-5 *	4/26/19	W	6-5	4/22/88	L	0-1	3/22/94	W	8-0
3/24/13	W	4-0	5/12/00	W	2-1 # +				4/17/89	W	7-5	3/22/94	L	5-6
4/6/14	L	1-3 *	3/31/01	L	4-5	Texas A&M			4/19/91	W	6-5	4/19/94	W	2-0 *
4/6/14	L	3-4 *	3/31/01	L	1-5	(0-1)						4/19/94	L	0-2 *
4/3/15	W	7-2	4/1/01	W	5-2	Neutral: 0-1			Tulsa			3/22/95	W	3-0
4/3/15	W	12-4	4/13/02	L	2-3 *	4/11/92	L	3-10 #	(0-1)			3/22/95	W	2-1
3/26/16	W	7-2 *	4/13/02	W	2-0 *				Neutral: 0-1			4/25/95	L	4-6 *
3/26/16	W	9-0 *	4/14/02	L	0-7 *	Texas A&M-Corpus Christi			3/17/17	L	0-6 #	4/25/95	W	3-1 *
2/11/17	W	9-1 #	4/12/03	W	4-2	(1-0)						3/10/96	W	5-0 #
4/29/17	W	5-3	4/12/03	L	3-4	Neutral: 1-0			UNC Greensboro			4/10/96	W	5-3
4/29/17	W	4-1	4/13/03	L	3-7				(2-2)			4/10/96	W	7-0
4/28/18	W	16-8 *	5/8/03	L	0-4 +	3/18/00	W	17-14 #	Neutral: 2-2			4/16/96	W	7-0 *
4/28/18	W	9-0 *	4/9/04	L	0-7				3/12/93	L	0-4 #	4/16/96	W	11-1 *
3/23/19	W	8-0	4/9/04	L	1-3	Texas Woman's			3/7/94	W	2-1 #	5/4/96	W	1-0 # +
3/23/19	W	11-1 (6)	4/10/04	W	3-1	(0-1)			3/9/95	W	10-9 #	3/26/97	W	4-0 *
			5/13/04	W	3-0 # +	1981	L	1-8	3/14/03	L	2-8 #	3/26/97	W	7-2 *
Tennessee Tech			4/23/05	L	3-6 *							5/3/97	W	2-1 # +
(45-48)			4/24/05	L	1-5 *	Toledo						3/28/98	W	2-0 #
Home: 20-17 Away: 14-29			4/24/05	L	2-3 *	(1-1)						4/14/98	W	8-0
Neutral: 11-2			4/29/06	L	0-1	Neutral: 0-1						4/14/98	L	0-2
4/3/92	L	0-1	4/29/06	L	1-9	3/14/03	L	2-4 #	3/10/94	W	8-0 #	4/6/99	W	8-0 *
4/3/92	W	3-1	4/30/06	L	1-2	2/9/19	W	7-5 #				4/6/99	W	12-5 *
4/25/92	W	4-3 *	5/11/06	L	0-8 +				UT Arlington			5/1/99	W	5-0 +
4/25/92	W	7-4 *	4/28/07	W	9-5 *	Towson			(0-1)			4/11/00	L	0-3 *
3/20/93	L	1-7	4/28/07	L	0-7 *	Neutral: 0-1			Neutral: 0-1			4/11/00	W	4-0 *
3/20/93	W	1-0	4/29/07	L	3-8 *	3/8/08	L	4-5 #	2/17/17	L	1-5 #	5/2/00	W	8-2
3/29/93	W	2-1 *	3/21/08	W	4-0							5/2/00	W	1-0
3/29/93	W	9-4 *	3/21/08	L	1-5	Troy			UT Martin			4/10/01	W	2-0 *
4/24/93	W	4-1 #	3/22/08	L	2-3	(1-2)			(66-47)			4/10/01	W	11-3 *
3/19/94	L	3-4	3/28/09	L	0-13 *	Away: 1-0 Neutral: 0-2			Home: 31-18 Away: 28-22			4/25/01	W	3-2
3/19/94	L	1-2	3/28/09	W	3-2 *	5/10/96	L	0-3 #	Neutral: 7-7			4/25/01	W	5-2
3/25/94	W	5-2 #	3/29/09	L	1-6 *	5/10/96	L	0-1 #	3/25/86	W	11-0	4/16/02	L	1-2
3/27/94	L	0-2 *	5/8/09	W	7-1 # +	2/15/20	W	13-3	3/25/86	W	10-3	4/16/02	W	3-2
3/27/94	L	3-5 *	5/8/10	L	0-4				4/3/86	W	7-0 *	4/27/02	W	5-1 *
3/25/95	W	4-1 #	5/8/10	L	1-2	Truman State			4/3/86	W	10-5 *	4/27/02	L	1-5 *
3/26/95	W	3-2 *	5/9/10	W	2-0	(8-12)			3/14/89	W	6-1	5/4/02	L	1-4 # +
3/26/95	W	11-5 *	3/19/11	W	6-3 *	Home: 2-2 Away: 1-3			3/14/89	L	2-4	4/26/03	W	3-0 *
4/10/95	L	1-3	3/19/11	W	4-1 *	Neutral: 5-7			4/11/89	W	4-3 *	4/27/03	L	1-5
4/10/95	W	3-1	3/20/11	L	1-4 *	4/7/79	L	6-7 #	3/14/90	W	6-2	5/9/03	W	4-3 # +
4/29/95	L	2-8 # +	3/31/12	W	6-2	4/7/79	L	3-6 #	3/14/90	W	4-0	4/27/04	W	5-4 *
3/24/96	W	2-0 *	3/31/12	L	1-6	4/24/80	L	2-4 #	4/4/90	W	4-3 *	4/27/04	L	2-3 *
5/5/96	L	3-4 # +	4/1/12	L	2-3	4/10/82	L	1-4 *	4/4/90	W	11-7 *	5/13/04	L	6-9 # +
5/5/96	W	5-1 # +	4/7/13	L	1-9	5/1/82	W	5-1 #	4/8/90	L	1-4 #	3/19/05	L	0-2
3/29/97	L	1-2	4/7/13	L	0-4	4/17/83	L	3-4 *	3/19/91	L	0-1	3/19/05	L	2-5
3/29/97	W	7-1	4/19/14	L	0-3	4/7/84	W	3-2 *	3/19/91	L	0-4	3/20/05	W	6-3
4/14/97	L	1-5 *	4/19/14	L	3-5	4/28/84	W	4-0 *	4/2/91	W	9-1	5/12/05	L	2-3 # +
4/14/97	W	3-0 *	3/21/15	L	0-3	4/12/85	W	1-0 #	4/2/91	W	4-0	5/13/05	W	4-1 # +
5/4/97	W	2-0 # +	3/21/15	W	6-4	4/26/85	L	0-1 #	3/24/92	L	0-1	3/25/06	W	2-1 *
4/4/98	W	2-0 *	4/10/16	L	2-3 *	4/27/85	L	1-2 #	3/24/92	W	2-1	3/25/06	L	1-2 *
4/4/98	W	3-2 *	4/10/16	W	5-2 *	4/12/86	L	0-1 #	4/14/92	L	4-5 *	3/26/06	W	3-1 *
5/3/98	W	8-2 # +	3/25/17	L	2-3									

OVC TOURNAMENT CHAMPIONS • 1994 • 1996 • 1997 • 1998 • 1999 • 2019 // NCAA TOURNAMENT • 1999 • 2019

FOLLOW THE REDHAWKS AT GOSOUTHEAST.COM





OPPONENTS

SERIES RESULTS

5/11/06	W	3-0 # +	Valparaiso	Western Michigan	Yale
4/21/07	W	3-1	(1-5)	(2-0)	(2-0)
4/21/07	L	2-4	Home: 0-1 Neutral: 1-4	Neutral: 2-0	Neutral: 2-0
4/22/07	W	6-5	3/18/92 L 7-8 #	3/9/88 W 9-0 #	3/17/98 W 6-1 #
4/26/08	L	2-5 *	3/11/93 L 1-2 #	2/25/18 W 8-7 #	3/16/05 W 3-0 #
4/26/08	W	6-5 *	3/9/94 L 0-2 #		
4/27/08	L	5-7 *	3/13/04 L 5-6 *	West New England	* - Game played in Cape
4/10/09	L	2-8	2/27/16 W 3-2 #	(1-0)	Girardeau, Mo.
4/10/09	L	1-2	3/10/17 L 6-8 #	Neutral: 1-0	# - Game played at
4/11/09	W	4-3		3/8/87 W 13-1 #	neutral site
5/9/09	L	2-3 # +	Vermont		\$ - NCAA Tournament
5/9/09	L	1-4 # +	(1-0)	Wichita State	Game
5/1/10	L	3-4 *	Neutral: 1-0	(1-1)	! - MIAA Tournament
5/2/10	L	0-2 *	3/19/04 W 2-1 #	Away: 1-0 Neutral: 0-1	+ - OVC Tournament
5/2/10	L	1-5 *		1982 W 4-0	
3/30/11	L	1-7 *	Wayne State	2/15/19 L 0-8 (5) #	
3/30/11	W	5-4 *	(2-5)		
4/7/11	L	2-7	Neutral: 2-5	William Woods	
3/21/12	L	4-5	3/29/85 W 6-2 #	(2-3)	
3/21/12	L	1-2	4/5/86 L 1-5 #	Home: 0-2 Away: 2-1	
3/29/12	L	2-3 *	4/3/87 L 2-3 #	1981 W 2-1	
5/4/13	L	5-14 *	3/31/89 L 1-10	1981 W 3-1	
5/4/13	L	9-11 *	4/7/90 L 1-4 #	1982 L 0-10	
4/26/14	L	1-6	3/15/91 W 3-1 #	4/15/84 L 0-1 *	
4/26/14	L	6-12	4/13/91 L 1-2 #	4/20/85 L 0-1 *	
2/28/15	L	1-2 #			
3/17/15	W	9-6 *	Western Carolina	Williams Baptist	
3/17/15	L	3-6 (8) *	(0-1)	(2-0)	
4/16/16	L	0-1	Neutral: 0-1	Home: 2-0	
4/16/16	L	1-3	2/26/16 L 0-8 #	4/22/11 W 4-1 *	
4/17/16	L	0-4		4/22/11 W 5-2 *	
5/6/17	W	7-0	Western Illinois		
5/6/17	L	2-8	(1-2-1)	Winthrop	
4/17/18	L	0-4 *	Away: 0-1 Neutral: 1-1-1	(0-1)	
4/17/18	W	1-0 (8) *	3/25/83 L 0-4	Away: 0-1	
4/10/19	W	1-0	3/2/97 T 4-4 #	3/16/03 L 1-4	
4/10/19	W	6-0	2/24/12 L 4-12 #		
			2/25/18 W 2-1 #	Wisconsin	
				(0-2)	
Utah			Western Kentucky	Away: 0-1 Neutral: 0-1	
(0-1)			(2-6)	3/25/83 L 2-3	
Neutral: 0-1			Home: 0-1 Away: 0-4	3/23/01 L 0-9 #	
3/16/00 L 5-16 #			Neutral: 2-1		
			3/24/00 W 8-1 #	Wright State	
Utah State			3/3/01 L 1-10 #	(1-0)	
(0-1)			3/6/04 L 0-10	Home: 1-0	
Neutral: 0-1			3/19/07 L 8-10	3/22/05 W 10-6 *	
3/19/00 L 1-2 #			3/20/07 L 1-3		
			2/25/11 L 5-8 #		
			3/21/13 L 3-10	Xavier	
			2/28/16 W 8-3	(1-0)	
				Neutral: 1-0	
				4/20/84 W 3-1 #	



SERIES RECORDS

OPPONENTS



Opponent	W	L	I	First Meeting	Last Meeting
Abilene Christian	1	0	0	Feb. 15, 2019	Feb. 15, 2019
Akron	2	0	0	Apr. 18, 1986	Mar. 11, 2001
Alabama A&M	3	0	0	Feb. 23, 2007	Mar. 11, 2017
Alabama State	3	2	0	Feb. 13, 2015	Feb. 21, 2020
Alcorn State	4	0	0	Feb. 24, 2006	Feb. 25, 2017
American International	1	0	0	Mar. 14, 1991	Mar. 14, 1991
Appalachian State	0	1	0	Feb. 20, 2010	Feb. 20, 2010
Arkansas-Pine Bluff	1	0	0	Feb. 22, 2008	Feb. 22, 2008
Arkansas	2	6	0	Mar. 13, 2010	Feb. 22, 2019
Arkansas State	5	0	0	Apr. 14, 1984	Apr. 19, 1986
Army	2	2	0	Mar. 11, 1987	Mar. 9, 1989
Ashland	2	0	0	Mar. 9, 1987	Mar. 10, 1988
Austin Peay	71	23	0	Mar. 3, 1989	Apr. 12, 2019
Ball State	2	3	0	Mar. 30, 1984	Feb. 26, 2016
Barry University	1	0	0	May 13, 1989	May 13, 1989
Belleville Junior College	2	0	0	1982	1982
Belmont	15	13	0	Mar. 5, 2004	Mar. 24, 2019
Benedictine	1	0	0	1981	1981
Bethune-Cookman	1	1	0	Mar. 7, 2008	Mar. 9, 2008
Birmingham Southern	0	1	0	Mar. 16, 2002	Mar. 16, 2002
Bloomsburg	0	3	0	Mar. 6, 1988	Mar. 10, 1990
Boston College	0	1	0	Mar. 13, 1992	Mar. 13, 1992
Bowling Green	0	2	0	Mar. 7, 2013	Mar. 9, 2013
Bradley	4	3	0	Apr. 12, 1980	Mar. 10, 2007
Bryant	2	0	0	Mar. 6, 2020	Mar. 7, 2020
Buffalo	1	0	0	Feb. 19, 2017	Feb. 19, 2017
California	0	2	0	Mar. 14, 1997	Mar. 23, 2001
California (Pa.)	0	1	0	Mar. 16, 1991	Mar. 16, 1991
Campbell	1	0	0	Mar. 10, 1994	Mar. 10, 1994
Centenary	1	1	0	Feb. 14, 2009	Feb. 15, 2009
Central Arkansas	3	2	0	Feb. 25, 2007	Mar. 1, 2019
Central Iowa	1	0	0	1982	1982
Central Methodist	1	0	0	1982	1982
Central Michigan	1	2	0	1981	1982
Central Missouri	13	8	0	May 8, 1981	May 11, 1991
Central Oklahoma	1	2	0	1982	Mar. 25, 1984
Chapman	0	1	0	Mar. 13, 1991	Mar. 13, 1991
Charleston Southern	1	0	0	Mar. 7, 1992	Mar. 7, 1992
Charlotte	0	1	0	Apr. 16, 1994	Apr. 16, 1994
Chattanooga	1	2	0	Apr. 20, 1996	May 18, 2019
Cleveland State	1	1	0	Mar. 18, 2004	Mar. 13, 2005
Colgate	2	1	0	Mar. 15, 1998	Mar. 13, 2005
College of Charleston	1	1	0	Mar. 19, 2002	Mar. 19, 2002
Colorado State	0	1	0	Mar. 18, 2004	Mar. 18, 2004
Columbia	0	1	0	Mar. 14, 2005	Mar. 14, 2005
Coppin State	1	0	0	Mar. 2, 2019	Mar. 2, 2019
Cornell	0	1	0	Mar. 20, 2004	Mar. 20, 2004
Creighton	3	7	0	Mar. 5, 1995	Mar. 10, 2018
Culver-Stockton	0	1	0	1982	1982
DePaul	0	4	0	May 8, 1997	May 7, 1998
Detroit-Mercy	4	1	0	Mar. 10, 1989	Mar. 17, 2019
Drake	0	5	0	Mar. 8, 2003	Feb. 23, 2019
East Carolina	1	2	0	Apr. 15, 1994	May 21, 1999
Eastern Illinois	43	38	0	Apr. 26, 1983	Apr. 20, 2019
Eastern Kentucky	41	35	0	Apr. 4, 1993	May 10, 2019
Elmhurst College	2	0	0	Mar. 26, 1986	Mar. 26, 1986
Elon	0	2	0	Mar. 18, 2009	Mar. 18, 2009
Emporia State	2	0	0	Mar. 12, 1986	Mar. 12, 1986
Evansville	43	33	0	1982	Feb. 23, 2018
Fairfield	3	0	0	Mar. 6, 1989	Mar. 15, 1996
Fairleigh Dickinson	1	0	0	Feb. 16, 2019	Feb. 16, 2019

Florida Atlantic	1	1	0	Mar. 9, 1995	Mar. 8, 2008
Florida Gulf Coast	0	1	0	Mar. 7, 2008	Mar. 7, 2008
Florida Southern	2	7	0	May 8, 1987	May 12, 1991
Florissant Valley	2	0	0	1981	1981
Fordham	1	1	0	Mar. 16, 1998	Mar. 20, 2004
Furman	1	0	0	Apr. 14, 1995	Apr. 14, 1995
Gardner-Webb	1	0	0	Mar. 16, 2002	Mar. 16, 2002
George Mason	3	0	0	Apr. 16, 1994	Mar. 16, 2005
George Washington	1	0	0	Mar. 15, 2005	Mar. 15, 2005
Georgia College	2	0	0	Mar. 3, 1990	Mar. 3, 1990
Georgia State	1	0	0	Mar. 3, 1992	Mar. 3, 1992
Georgia Tech	2	1	0	Apr. 14, 1995	Mar. 14, 2017
Grambling State	8	0	0	Feb. 10, 2012	Feb. 22, 2020
Grand Valley State	6	1	0	Apr. 5, 1986	Mar. 7, 1990
Grandview	1	0	0	1981	1981
Green Bay	3	1	0	Mar. 11, 1993	Mar. 16, 1998
Greenville	0	1	0	Apr. 4, 1986	Apr. 4, 1986
Hawai'i	0	1	0	Mar. 15, 1997	Mar. 15, 1997
Harvard	1	1	0	Mar. 7, 1999	Mar. 24, 2000
Houston Baptist	2	1	0	Feb. 14, 2014	Feb. 13, 2016
Howard	1	0	0	Feb. 22, 2020	Feb. 22, 2020
Illinois-Chicago	1	4	0	Mar. 31, 1984	Mar. 3, 2001
Illinois State	1	4	0	Mar. 14, 1997	Mar. 11, 2010
Indiana	1	1	0	Mar. 2, 1997	Mar. 9, 2001
Indiana (Pa.)	1	0	0	Mar. 11, 1991	Mar. 11, 1991
Indiana State	16	6	0	Apr. 23, 1983	Mar. 13, 2018
Iona	0	1	0	Mar. 17, 2004	Mar. 17, 2004
Iowa	1	0	0	1981	1981
Iowa State	3	3	0	Apr. 3, 1981	Feb. 17, 2008
IUPUI	9	3	0	Mar. 13, 1987	Feb. 23, 2019
Jackson State	7	2	0	Feb. 14, 2008	Feb. 12, 2017
Jacksonville State	7	41	0	Mar. 15, 2002	May 11, 2019
Jarvis Christian	1	0	0	Feb. 11, 2017	Feb. 11, 2017
Kansas	2	4	0	Mar. 19, 1999	Mar. 10, 2019
Kansas City (formerly UMKC)	10	6	0	Mar. 5, 2005	Mar. 1, 2020
Kennesaw State	0	2	0	Mar. 15, 2017	Feb. 14, 2020
Kent State	0	1	0	Mar. 11, 2001	Mar. 11, 2001
Kentucky	2	2	0	Feb. 28, 1998	Mar. 4, 2018
Kentucky Wesleyan	4	0	0	Apr. 15, 1984	Apr. 19, 1985
Lake Superior State	3	0	0	Mar. 29, 1985	Mar. 8, 1990
Lamar State	1	1	0	Mar. 12, 1985	Mar. 12, 1985
LaSalle	1	0	0	Mar. 18, 1993	Mar. 18, 1993
Lewis College	5	2	0	Mar. 27, 1986	Mar. 4, 1990
Liberty	1	0	0	Mar. 20, 1998	Mar. 20, 1998
Lincoln	11	1	0	1982	Apr. 17, 1989
Lipscomb	2	5	0	Mar. 4, 2003	Feb. 22, 2014
Lock Haven	1	1	0	Mar. 8, 1988	Mar. 15, 1991
Longwood	1	1	0	Mar. 11, 2008	Mar. 11, 2008
Louisiana	0	4	0	Apr. 17, 1994	May 17, 2019
Louisiana-Monroe	4	7	0	Feb. 17, 2008	Mar. 1, 2019
Louisiana Tech	1	4	0	Apr. 16, 1994	Feb. 16, 2019
Louisville	1	1	0	Mar. 17, 2000	Mar. 10, 2011
Loyola-Chicago	5	5	0	Mar. 7, 1993	Mar. 9, 2017
LSU	0	1	0	Mar. 18, 2017	Mar. 18, 2017
Maine	4	2	0	Mar. 10, 1992	Mar. 10, 2019
Manhattan	1	0	0	Mar. 17, 1998	Mar. 17, 1998
Marshall	1	1	0	Mar. 17, 2003	Mar. 17, 2003
McKendree College	3	1	0	1981	May 1, 1989
McNeese State	0	1	0	Feb. 19, 2010	Feb. 19, 2010
Memphis	3	7	0	Mar. 23, 2006	Mar. 17, 2018
Meramec-St. Louis	1	1	0	1982	1982
Mercer	1	0	0	Mar. 24, 2001	Mar. 24, 2001

OVC TOURNAMENT CHAMPIONS • 1994 • 1996 • 1997 • 1998 • 1999 • 2019 // NCAA TOURNAMENT • 1999 • 2019

FOLLOW THE REDHAWKS AT GOSOUTHEAST.COM





OPPONENTS

SERIES RECORDS

Miami (Ohio)	0	1	0	Feb. 24, 2012	Feb. 24, 2012
Middle Tennessee	29	17	0	Apr. 13, 1993	Feb. 17, 2017
Mineral Area CC	1	0	0	1982	1982
Minnesota-Duluth	1	0	0	1981	1981
Mississippi	2	8	0	Mar. 6, 2001	May 18, 2019
Mississippi State	1	7	0	Apr. 14, 1984	Mar. 8, 2020
Mississippi Valley State	3	0	0	Feb. 8, 2013	Mar. 6, 2020
Mississippi Women's	3	1	0	Apr. 17, 1987	Apr. 18, 1990
Missouri	6	34	0	Apr. 18, 2017	Apr. 23, 2019
Missouri Baptist	4	0	0	Apr. 30, 1985	Apr. 30, 2014
Missouri Southern	4	4	0	1981	Apr. 27, 1991
Missouri State	9	28	0	1981	Mar. 14, 2019
Missouri-St. Louis	27	15	0	1978	Mar. 15, 2014
Missouri S&T	16	4	0	Apr. 29, 1982	Apr. 26, 1991
Missouri Western	3	0	0	1981	Apr. 12, 1991
Morehead State	61	22	0	Apr. 22, 2017	May 3, 2019
Murray State	10	16	0	Apr. 17, 2019	Apr. 15, 2019
Nebraska	0	2	0	Mar. 18, 1999	Mar. 17, 2000
Nebraska-Omaha	3	1	0	Apr. 1, 1989	Mar. 17, 2019
Nebraska Wesleyan	0	1	0	1982	1982
Nicholls State	0	3	0	1982	Feb. 23, 2013
North Carolina A&T	3	0	0	Mar. 7, 1992	Mar. 17, 2009
North Dakota	0	1	0	1981	1981
North Dakota State	0	1	0	Mar. 18, 2014	Mar. 18, 2014
Northern Colorado	1	0	0	Mar. 15, 2005	Mar. 15, 2005
Northern Illinois	2	1	0	Mar. 1, 1998	Mar. 16, 2019
Northern Iowa	10	7	0	Mar. 27, 1993	Feb. 9, 2019
Northern Kentucky	3	2	0	Mar. 6, 1988	Mar. 8, 1990
Northwest Missouri	13	11	1	1981	Apr. 26, 1991
Northwestern	1	1	0	Mar. 23, 1998	Mar. 23, 1998
Northwestern State	2	3	0	Feb. 26, 2006	Feb. 9, 2013
Ohio	1	2	0	Mar. 21, 1999	Mar. 4, 2018
Oklahoma	0	1	0	1981	1981
Oklahoma Baptist	0	2	0	1982	1982
Oklahoma State	0	2	0	1981	1981
Olivet College	1	0	0	Mar. 12, 1987	Mar. 12, 1987
Oregon	0	1	0	Mar. 19, 1999	Mar. 19, 1999
Pittsburg State	4	4	0	1981	Apr. 16, 1991
Pittsburgh	0	1	0	Mar. 15, 2002	Mar. 15, 2002
Portland State	1	0	0	Mar. 20, 1999	Mar. 20, 1999
Providence	1	0	0	Mar. 14, 1996	Mar. 14, 1996
Purdue Fort Wayne	3	0	0	Feb. 19, 2010	Feb. 14, 2020
Quincy	6	1	0	Apr. 17, 1987	Apr. 20, 1991
Quinnipiac	1	0	0	Mar. 10, 1991	Mar. 10, 1991
Radford	1	0	0	Mar. 11, 1994	Mar. 11, 1994
Rider	0	1	0	Mar. 17, 2004	Mar. 17, 2004
Robert Morris	2	0	0	Mar. 9, 1992	Mar. 12, 1992
Sacramento State	1	4	0	Mar. 16, 1999	Mar. 18, 2000
Sacred Heart	2	1	0	Mar. 8, 1987	Mar. 12, 2005
Saginaw Valley State	1	0	0	Mar. 29, 1985	Mar. 29, 1985
St. Cloud State	0	1	0	Mar. 7, 1990	Mar. 7, 1990
Saint Joseph's	1	0	0	Mar. 6, 1989	Mar. 6, 1989
Saint Louis	72	28	0	1981	May 1, 2019
Saint Peter's	1	0	0	Mar. 12, 2005	Mar. 12, 2005
Samford	6	12	0	Apr. 15, 1995	Feb. 23, 2013
Sam Houston State	0	5	0	Mar. 10, 1985	May 9, 1986
San Jose State	0	1	0	Mar. 18, 1999	Mar. 18, 1999
Siena	1	0	0	Mar. 7, 2003	Mar. 7, 2003
SIU Edwardsville	26	38	0	1981	Apr. 6, 2019
South Alabama	0	2	0	Feb. 25, 2011	Feb. 14, 2016
South Carolina State	2	0	0	Feb. 21, 2020	Feb. 23, 2020
South Dakota	1	0	0	Mar. 18, 2018	Mar. 18, 2018

South Dakota State	2	0	0	Feb. 9, 2018	Feb. 8, 2019
Southeastern Louisiana	2	2	0	Feb. 27, 2015	Feb. 18, 2017
Southern Illinois	23	70	1	Apr. 2, 1977	Apr. 16, 2019
Southern Indiana	17	2	0	Apr. 18, 1984	Apr. 23, 1991
Southern Mississippi	1	0	0	Feb. 14, 2020	Feb. 14, 2020
Southwest Baptist	5	7	0	Apr. 6, 1987	Apr. 16, 1991
Southwest Louisiana	0	2	0	Apr. 17, 1994	Apr. 14, 1995
Stephen F. Austin	1	2	0	Mar. 11, 1986	May 9, 1986
Syracuse	0	1	0	Mar. 25, 2000	Mar. 25, 2000
Tarkio College	2	0	0	Mar. 17, 1986	Mar. 17, 1986
Temple	4	1	0	Mar. 9, 1992	Mar. 7, 1995
Tennessee State	62	10	0	Mar. 18, 1994	Mar. 23, 2019
Tennessee Tech	45	48	0	Apr. 3, 1992	Apr. 26, 2019
Texas A&M	0	1	0	Apr. 11, 1992	Apr. 11, 1992
Texas A&M-Corpus Christi	1	0	0	Mar. 18, 2000	Mar. 18, 2000
Texas Woman's	0	1	0	1981	1981
Toledo	1	1	0	Mar. 14, 2003	Feb. 9, 2019
Towson	0	1	0	Mar. 8, 2008	Mar. 8, 2008
Troy	1	2	0	May 10, 1996	Feb. 15, 2020
Truman State	8	12	0	Apr. 7, 1979	Apr. 19, 1991
Tulsa	0	1	0	Mar. 17, 2017	Mar. 17, 2017
UNC Greensboro	2	2	0	Mar. 12, 1993	Mar. 14, 2003
UNC Wilmington	1	0	0	Mar. 10, 1994	Mar. 10, 1994
UT Arlington	0	1	0	Feb. 17, 2017	Feb. 17, 2017
UT Martin	66	47	0	Mar. 25, 1986	Apr. 10, 2019
Utah	0	1	0	Mar. 16, 2000	Mar. 16, 2000
Utah State	0	1	0	Mar. 19, 2000	Mar. 19, 2000
Valparaiso	1	5	0	Mar. 18, 1992	Mar. 10, 2017
Vermont	1	0	0	Mar. 19, 2004	Mar. 19, 2004
Wayne State	2	5	0	Mar. 29, 1985	Apr. 13, 1991
Western Carolina	0	1	0	Feb. 26, 2016	Feb. 26, 2016
Western Illinois	1	2	1	Mar. 25, 1983	Feb. 25, 2018
Western Kentucky	2	6	0	Mar. 24, 2000	Feb. 28, 2016
Western Michigan	2	0	0	Mar. 9, 1988	Feb. 25, 2018
West New England	1	0	0	Mar. 8, 1987	Mar. 8, 1987
Wichita State	1	1	0	1982	Feb. 15, 2019
William Woods	2	3	0	1981	Apr. 20, 1985
Williams Baptist	2	0	0	Apr. 22, 2011	Apr. 22, 2011
Winthrop	0	1	0	Mar. 16, 2003	Mar. 16, 2003
Wisconsin	0	2	0	Mar. 25, 1983	Mar. 23, 2001
Wright State	1	0	0	Mar. 22, 2005	Mar. 22, 2005
Xavier	1	0	0	Apr. 20, 1984	Apr. 20, 1984
Yale	2	0	0	Mar. 17, 1998	Mar. 16, 2005

2021 Opponent in **Bold**





2021



RECORDS

In 2021, center fielder Rachel Anderson takes center stage for her final year wearing a Southeast Missouri uniform. Anderson, the first All-American in SEMO's NCAA Division I era, has broken three of the school's all-time career records and is in position to break several more this year.



RECORDS

Southeast Missouri Softball All-Americans



Jayne Creek
First-Team, 1981



Lisa Foster
First-Team, 1989



Traci Eudaley
Second-Team



Karen Hudson
Second-Team, 1991



Alice Marler
Second-Team, 1991



Rachel Anderson
Third-Team, 2019

Southeast Missouri Softball Academic All-Americans



Connie Simmons
1987




Cathy Retherford
1990



Christine Engelhardt
1997, 1998, 1999



Jenny Oermann
1998, 1999



Mykaela Arellanes
Third-Team, 2019



Rachel Anderson
First-Team, 2020

HONORS & AWARDS

NFCA Midwest Region Coaching Staff of the Year

Southeast Missouri.....2019

OVC Coach of the Year

Lana Richmond.....1995
Lana Richmond.....1996
Lana Richmond.....1997
Lana Richmond.....1998
Lana Richmond.....2009
Mark Redburn.....2019

OVC Female Athlete of the Year

Kim Palmer.....1996-97
Jenny Oermann.....1998-99

OVC Player of the Year

Lisa Kraxner, C.....1996
Kim Palmer, OF.....1997
Jenny Oermann, INF.....1999
Jenny Doehring, UT.....2001
Rachel Anderson, CF.....2019

OVC Pitcher of the Year

Sara Reichert.....1995
Sara Reichert.....1996
Sara Reichert.....1998

OVC Freshman of the Year

Megan McDonald, INF.....2005
Rachel Anderson, OF.....2017

OVC First-Team Selections

Amy Evers, INF.....1994
Robyn Sitzes, OF.....1994
Jodi Smith, OF.....1994
Lisa Kraxner, C.....1995
Lesley Mueller, OF.....1995
Jodi Smith, OF.....1995
Sara Reichert, P.....1995
Lisa Kraxner, INF.....1996
Jenny Oermann, INF.....1996
Kim Palmer, OF.....1996
Jodi Smith, OF.....1996
Sara Reichert, P.....1996
Debbie Schmelz, P.....1996
Jenny Oermann, INF.....1997
Chris Shetley, OF.....1997
Christine Engelhardt, P.....1997
Jenny Oermann, INF.....1998
Kim Palmer, OF.....1998
Chris Shetley, OF.....1998
Debbie Schmelz, P.....1998
Jenny Oermann, INF.....1999
Debbie Schmelz, P.....1999
Renee Enos, INF.....2000
Jenny Doehring, UT.....2000
Renee Enos, INF.....2001
Jenny Doehring, UT.....2001
Jennifer Cobin, C.....2002
Brooke Nett, INF.....2003
Kelly Birk, UT.....2004

Megan McDonald, INF.....2005
Michelle Summers, OF.....2005
Megan McDonald, INF.....2006
Michelle Summers, INF.....2007
Megan McDonald, INF.....2008
Michelle Summers, INF.....2008
Carmen Fowler, INF.....2011
Alexis Anderson, OF.....2013
Savannah Carpenter, UT/DP.....2014
Kayla Fortner, OF.....2015
Savannah Carpenter, INF.....2016
Rachel Anderson, OF.....2017
Rachel Anderson, OF.....2018
Rachel Anderson, OF.....2019
Ashley Ellis, INF.....2019
Haley Thogmartin, P.....2019

OVC Second-Team Selections

Shelly Trieb, INF.....1994
Nicole Mortimer, P.....1994
Amy Evers, INF.....1995
Janis Swiderski, INF.....1995
Traci Wren, UT.....1995
Kelly Heatherington, INF.....1996
Janis Swiderski, INF.....1996
Erin Frazier, UT.....1996
Kendra Williams, INF.....1997
Tami Hebert, INF.....1997
Renee Enos, INF.....1998
Michelle Frank, INF.....1998
Christine Engelhardt, P.....1998
Renee Enos, INF.....1999
Kelsey White, OF.....1999
Christine Engelhardt, P.....1999
Brooke Nett, INF.....2001
Courtney Eklund, OF.....2001
Brooke Nett, INF.....2002
Courtney Eklund, OF.....2002
Kelly Birk, UT.....2003
Jamie Birk, OF.....2004
Kelly Birk, UT.....2005
Lindsay Pickering, OF.....2006
Stephanie Huffman, UT.....2006
Megan McDonald, INF.....2007
Lindsay Pickering, OF.....2007
Giana Zimmerman, P.....2009
Nicole Troncoso, INF.....2009
Jennifer Vasquez, OF.....2009
Alora Marble, P.....2011
Renee Kertz, INF.....2011
Evan Sallis, INF.....2012
Lindsey Patterson, 1B.....2015
Sarah Messex, INF.....2018
Abby Tillotson, C.....2018
Claudia Gallo, OF.....2019

OVC All-Newcomer Team Selections

Lauren Bradley, INF.....2006
Jenn Monaghan, INF.....2006
Stacia Dopudja, P/INF.....2007
Giana Zimmerman, P/INF.....2009
Nicole Troncoso, INF.....2009



HONORS & AWARDS

RECORDS



Alora Marble, P.....	2011
Cheyenne Gipson, OF.....	2011
Alexis Anderson, OF.....	2013
Chelsea Smith, C.....	2013
Haylee Krack, INF.....	2014
Madeline Krumrey, P.....	2015
Rachel Anderson, OF.....	2017
Mykaela Arellanes, OF.....	2017

OVC Honorable Mention Selections

Amy Evers, INF.....	1996
Ricki DeArmon, OF.....	1998
Emmy Kisaka, INF.....	1999
Emmy Kisaka, INF.....	2000
Jennifer Dippel, P.....	2000
Emmy Kisaka, INF.....	2001
Reagan Hamlin, INF.....	2002

OVC Tournament MVP

Amy Evers, INF.....	1996
Kendra Williams, C.....	1997
Jenny Oermann, INF.....	1998
Kelsey White, OF.....	1999
Mykaela Arellanes, OF.....	2019

OVC All-Tournament Team

Julie Davis, INF.....	1994
Gail Salger, INF.....	1994
Leslie Mueller, OF.....	1994
Jodi Smith, OF.....	1994
Nicole Mortimer, UT.....	1994
Kim Staffey, UT.....	1994
Lisa Kraxner, C.....	1995
Lisa Kraxner, C.....	1996
Janis Swiderski, INF.....	1996
Amy Evers, INF.....	1996
Jodi Smith, OF.....	1996
Sara Reichert, P.....	1996
Kendra Williams, C.....	1997
LeeAnn Gryncewicz, INF.....	1997
Kim Palmer, OF.....	1997
Debbie Schmelz, P.....	1997
Jenny Oermann, INF.....	1998
Kim Palmer, OF.....	1998
Chris Shetley, OF.....	1998
Christine Engelhardt, P.....	1998
Jenny Oermann, INF.....	1999
Renee Enos, INF.....	1999
Kelsey White, OF.....	1999
Christine Engelhardt, P.....	1999
Debbie Schmelz, At-Large.....	1999
Courtney Eklund, OF.....	2000
Kelsey White, OF.....	2000
Jenny Doehring, At-Large.....	2000
Emmy Kisaka, At-Large.....	2001
Brooke Nett, INF.....	2002
Brooke Nett, INF.....	2003
Alana Bagby-Leonard, P/INF.....	2003
Alana Bagby-Leonard, INF.....	2004
Lindsay Pickering, OF.....	2004
Victoria Torrez, INF.....	2005
Lindsay Pickering, OF.....	2005

Kelly Birk, UT.....	2005
Lindsey Webb, C.....	2006
Giana Zimmerman, P.....	2009
Jennifer Vasquez, OF.....	2009
Carmen Fowler, INF.....	2009
Alora Marble, P.....	2011
Evan Sallis, OF.....	2011
Shelby Kuryllo, C.....	2011
Mykaela Arellanes, OF.....	2019
Rachel Anderson, OF.....	2019
Haley Thogmartin, P.....	2019
Addison Barnouski, INF.....	2019

OVC Player of the Week

Amy Evers.....	3/22/94
Lisa Kraxner.....	3/20/95
Kelly Heatherington.....	4/24/95
Kim Palmer.....	4/7/97
Chris Shetley.....	4/15/97
Jenny Oermann.....	3/30/98
Chris Shetley.....	4/5/98
Kim Palmer.....	4/13/98
Jenny Oermann.....	3/29/99
Kelsey White.....	4/5/99
Renee Enos.....	4/17/00
Renee Enos.....	4/23/01
Alana Bagby-Leonard.....	3/10/03
Megan McDonald.....	4/11/05
Michelle Summers.....	3/13/06
Michelle Summers.....	3/27/06
Amber Peterson.....	4/2/07
Michelle Summers.....	4/23/07
Lauren Bradley.....	5/7/07
Michelle Summers.....	3/31/08
Alex Ramirez.....	4/27/09
Jennifer Vasquez.....	5/4/09
Renee Kertz.....	2/15/10
Kayla Fortner.....	2/16/15
Kayla Fortner.....	3/23/15
Rachel Anderson.....	2/13/17
Addison Barnouski.....	3/26/18
Rachel Anderson.....	3/18/19
Rachel Anderson.....	4/8/19

OVC Pitcher of the Week

Nicole Mortimer.....	4/7/94
Sara Reichert.....	3/27/95
Sara Reichert.....	4/10/95
Sara Reichert.....	4/24/95
Sara Reichert.....	3/25/96
Sara Reichert.....	4/22/96
Debbie Schmelz.....	3/30/98
Debbie Schmelz.....	4/20/98
Debbie Schmelz.....	3/29/99
Christine Engelhardt.....	4/19/99
Jennifer Dippel.....	4/17/00
Jenny Doehring.....	4/24/00
Amy Fahnestock.....	4/4/05
Elaine Fisher.....	5/9/05
Elaine Fisher.....	4/3/06
Stephanie Huffman.....	4/10/06
Giana Zimmerman.....	4/27/09

Giana Zimmerman.....	5/4/09
Whitney Dupuis.....	2/15/10
Haley Thogmartin.....	2/18/19
Haley Thogmartin.....	4/8/19
Haley Thogmartin.....	4/15/19
Rachel Rook.....	5/6/19

OVC Medal of Honor

* The OVC Medal of Honor is given annually to the student-athlete(s) who achieve the highest GPA in a Conference-sponsored sport.	
Amy Evers.....	1995-96
Lisa Kraxner.....	1995-96
Christine Engelhardt.....	1996-97
Erin Frazier.....	1996-97
Christine Engelhardt.....	1997-98
Kim Palmer.....	1997-98
Christine Engelhardt.....	1998-99
Alisha Liley.....	1998-99
Anne Trieb.....	1998-99
Kelly Birk.....	2001-02
Brooke Nett.....	2001-02
Jamie Birk.....	2003-04
Victoria Torrez.....	2004-05
Melissa Van Velkinburgh.....	2004-05
Lindsey Woodworth.....	2006-07
Megan McDonald.....	2006-07
Lindsey Woodworth.....	2007-08
Whitney Dupuis.....	2009-10
Giana Zimmerman.....	2009-10
Whitney Dupuis.....	2010-11
Taylor Cowan.....	2011-12
Renee Kertz.....	2011-12
Lindsey Patterson.....	2011-12
Summer Burger.....	2012-13
Nicole Deering.....	2013-14
Renee Terry.....	2013-14
Nicole Deering.....	2014-15
Nicole Deering.....	2016-17
Madeline Krumrey.....	2016-17
Mackenzie Long.....	2016-17
Kaylee Anderson.....	2017-18
Mykaela Arellanes.....	2017-18
Madison Harris.....	2017-18
Kaylee Anderson.....	2018-19
Rachel Anderson.....	2018-19
Mykaela Arellanes.....	2018-19
Rachael Donald.....	2018-19
Mackenzie Long.....	2018-19
Rachel Rook.....	2018-19
Kaylee Anderson.....	2019-20
Rachel Anderson.....	2019-20
Alexis Estes.....	2019-20
Anna Griffin.....	2019-20
Abby Rollet.....	2019-20

OVC Commissioner's Honor Roll

* To be listed on the OVC Commissioner's Honor Roll, recipients must have achieved at least a 3.25 GPA and have been eligible and on the team throughout the competitive season in their chosen NCAA-sponsored sport or sports.	
Rebecca Alberson.....	1993-94
Amy Blattel.....	1993-94
Amy Evers.....	1993-94
Kara Heuring.....	1993-94
Amy Johannsen.....	1993-94
Theresa Largent.....	1993-94
Karen Martzenbacher.....	1993-94
Nikki Mortimer.....	1993-94
Lesley Mueller.....	1993-94
Jodi Smith.....	1993-94
Kim Staffey.....	1993-94
Shelly Trieb.....	1993-94
Julie Davis.....	1994-95
Amy Evers.....	1994-95
Erin Frazier.....	1994-95
Amy Johannsen.....	1994-95
Lisa Kraxner.....	1994-95
Karen Matzenbacher.....	1994-95
Nikki Mortimer.....	1994-95
Lesley Mueller.....	1994-95
Jodi Smith.....	1994-95
Traci Wren.....	1994-95
Christine Engelhardt.....	1995-96
Amy Evers.....	1995-96
Erin Frazier.....	1995-96
Lisa Kraxner.....	1995-96
Jill Lekovich.....	1995-96
Karen Matzenbacher.....	1995-96
Karen Noel.....	1995-96
Jenny Oermann.....	1995-96
Ashley Roberts.....	1995-96
Debbie Schmelz.....	1995-96
Jodi Smith.....	1995-96
Janis Swiderski.....	1995-96
Ann Wilson.....	1995-96
Christine Engelhardt.....	1996-97
Erin Frazier.....	1996-97
Karen Matzenbacher.....	1996-97
Karen Noel.....	1996-97
Jenny Oermann.....	1996-97
Kim Palmer.....	1996-97
Debbie Schmelz.....	1996-97
Ann Wilson.....	1996-97
Christine Engelhardt.....	1997-98
Erin Frazier.....	1997-98
Alisha Liley.....	1997-98
Jenny Oermann.....	1997-98
Kim Palmer.....	1997-98
Debbie Schmelz.....	1997-98
Anne Trieb.....	1997-98
Christine Engelhardt.....	1998-99
Jenni Gaines.....	1998-99
Tami Hebert.....	1998-99
Emmy Kisaka.....	1998-99





RECORDS

HONORS & AWARDS

Alisha Liley.....	1998-99
Jenny Oermann.....	1998-99
Debbie Schmelz.....	1998-99
Anne Trieb.....	1998-99
Kelsey White.....	1998-99
Jennifer Cobin.....	1999-00
Michelle Frank.....	1999-00
Tami Hebert.....	1999-00
Emmy Kisaka.....	1999-00
Renee Mueller.....	1999-00
Brooke Nett.....	1999-00
Dawn Piantino.....	1999-00
Sheryn Queen.....	1999-00
Jessica Broyles.....	2000-01
Kathryn Cerneka.....	2000-01
Jenny Doebling.....	2000-01
Reagan Hamlin.....	2000-01
Kristen King.....	2000-01
Emmy Kisaka.....	2000-01
Brooke Nett.....	2000-01
Dawn Piantino.....	2000-01
Kemi Rampi.....	2000-01
Amy Thompson.....	2000-01
Jamie Birk.....	2001-02
Kelly Birk.....	2001-02
Kathryn Cerneka.....	2001-02
Jennifer Cobin.....	2001-02
Shelley Conroy.....	2001-02
Reagan Hamlin.....	2001-02
Kristen King.....	2001-02
Emmy Kisaka.....	2001-02
Christine Knobbe.....	2001-02
Brooke Nett.....	2001-02
Dawn Piantino.....	2001-02
Kemi Rampi.....	2001-02
Amy Thompson.....	2001-02
Rachel Van Fleet.....	2001-02
Jamie Birk.....	2002-03
Kelly Birk.....	2002-03
Kathryn Cerneka.....	2002-03
Marie Coode.....	2002-03
Katie Hacker.....	2002-03
Jessica Hunter.....	2002-03
Leigh Ann Lunsford.....	2002-03
Amy Murphy.....	2002-03
Brooke Nett.....	2002-03
Kemi Rampi.....	2002-03
Amy Thompson.....	2002-03
Melissa Van Velkinburgh.....	2002-03
Jamie Birk.....	2003-04
Kelly Birk.....	2003-04
Marie Coode.....	2003-04
Florence Davison.....	2003-04
Stacey DeClue.....	2003-04
Jessica Hunter.....	2003-04
Stephanie Mata.....	2003-04
Amy Thompson.....	2003-04
Victoria Torrez.....	2003-04
Rachel Van Fleet.....	2003-04
Melissa Van Velkinburgh.....	2003-04
Kelly Birk.....	2004-05
Stephanie Huffman.....	2004-05

Stephanie Mata.....	2004-05
Katie Otterness.....	2004-05
Victoria Torrez.....	2004-05
Rachel Van Fleet.....	2004-05
Melissa Van Velkinburgh.....	2004-05
Lindsey Woodworth.....	2004-05
Stephanie Huffman.....	2005-06
Stephanie Mata.....	2005-06
Megan McDonald.....	2005-06
Lindsay Pickering.....	2005-06
Jessica Rosencrants.....	2005-06
Chloe Tubbs.....	2005-06
Lindsey Webb.....	2005-06
Lindsey Woodworth.....	2005-06
Stephanie Mata.....	2006-07
Megan McDonald.....	2006-07
Katie Otterness.....	2006-07
Lindsey Woodworth.....	2006-07
Stacia Dopudja.....	2007-08
Whitney Dupuis.....	2007-08
Carmen Fowler.....	2007-08
Megan McDonald.....	2007-08
Kaie Otterness.....	2007-08
Lindsey Woodworth.....	2007-08
Stefanie Barnes.....	2008-09
Tiffany Blanco.....	2008-09
Lauren Bradley.....	2008-09
Whitney Dupuis.....	2008-09
Renee Kertz.....	2008-09
Alex Ramirez.....	2008-09
Shelby Stein.....	2008-09
Nicole Troncoso.....	2008-09
Sirena Watkins.....	2008-09
Giana Zimmerman.....	2008-09
Stefanie Barnes.....	2009-10
Whitney Dupuis.....	2009-10
Carmen Fowler.....	2009-10
Renee Kertz.....	2009-10
Christina Scudder.....	2009-10
Nicole Troncoso.....	2009-10
Giana Zimmerman.....	2009-10
Stefanie Barnes.....	2010-11
Alene Bethel.....	2010-11
Taylor Cowan.....	2010-11
Whitney Dupuis.....	2010-11
Renee Kertz.....	2010-11
Shelby Kuryllo.....	2010-11
Alora Marble.....	2010-11
Shelby Stein.....	2010-11
Kaitlin Wallace.....	2010-11
Stefanie Barnes.....	2011-12
Alene Bethel.....	2011-12
Shea Cothren.....	2011-12
Taylor Cowan.....	2011-12
Cheyenne Gipson.....	2011-12
Renee Kertz.....	2011-12
Katy McAllister.....	2011-12
Lindsey Patterson.....	2011-12
Shelby Stein.....	2011-12
Renee Terry.....	2011-12
Jamie Woodworth.....	2011-12
Leah Becker.....	2012-13

Summer Burger.....	2012-13
Savannah Carpenter.....	2012-13
Hannah Durham.....	2012-13
Taylor Cowan.....	2012-13
Elysia Mesa.....	2012-13
Lindsey Patterson.....	2012-13
Chelsea Smith.....	2012-13
Renee Terry.....	2012-13
Jamie Woodworth.....	2012-13
Summer Burger.....	2013-14
Nicole Deering.....	2013-14
Aubrey Denno.....	2013-14
Rachael Duncan.....	2013-14
Kelsey Gass.....	2013-14
Lindsey Patterson.....	2013-14
KC Saxe.....	2013-14
Renee Terry.....	2013-14
Meaghan Touchette.....	2013-14
Nicole Deering.....	2014-15
Aubrey Denno.....	2014-15
Leah Duffe.....	2014-15
Riley Hayes.....	2014-15
Madeline Krumrey.....	2014-15
Taylor McDannold.....	2014-15
Lindsey Patterson.....	2014-15
Darby Pruett.....	2014-15
Meaghan Touchette.....	2014-15
Claire Wernig.....	2014-15
Jamie Woodworth.....	2014-15
Nicole Deering.....	2015-16
Madeline Krumrey.....	2015-16
Mackenzie Long.....	2015-16
Mykaela Arellanes.....	2016-17
Parker Bandy.....	2016-17
Randi Dae Conway.....	2016-17
Nicole Deering.....	2016-17
Aubrey Denno.....	2016-17
Rachael Donald.....	2016-17
Ashley Ellis.....	2016-17
Claudia Gallo.....	2016-17
Madison Harris.....	2016-17
Madeline Krumrey.....	2016-17
Mackenzie Long.....	2016-17
Brooke Rheinecker.....	2016-17
Brittany Stevens.....	2016-17
Haley Thogmartin.....	2016-17
Abby Tillotson.....	2016-17
Claire Wernig.....	2016-17
Kaylee Anderson.....	2017-18
Rachel Anderson.....	2017-18
Mykaela Arellanes.....	2017-18
Addison Barnouski.....	2017-18
Randi Dae Conway.....	2017-18
Rachael Donald.....	2017-18
Alexis Estes.....	2017-18
Claudia Gallo.....	2017-18
Madison Harris.....	2017-18
Mackenzie Long.....	2017-18
Danina Marton.....	2017-18
Brooke Rheinecker.....	2017-18
Rachel Rook.....	2017-18
Haley Thogmartin.....	2017-18

Abby Tillotson.....	2017-18
Claire Wernig.....	2017-18
Kaylee Anderson.....	2018-19
Rachel Anderson.....	2018-19
Mykaela Arellanes.....	2018-19
Parker Bandy.....	2018-19
Addison Barnouski.....	2018-19
Randi Dae Conway.....	2018-19
Rachael Donald.....	2018-19
Ashley Ellis.....	2018-19
Alexis Estes.....	2018-19
Claudia Gallo.....	2018-19
Anna Griffin.....	2018-19
Madison Harris.....	2018-19
Mackenzie Long.....	2018-19
Danina Marton.....	2018-19
Sarah Messex.....	2018-19
Chelsy Pena.....	2018-19
Payton Pierce.....	2018-19
Brooke Rheinecker.....	2018-19
Rachel Rook.....	2018-19
Haley Thogmartin.....	2018-19
Leaha Wininger.....	2018-19
Kaylee Anderson.....	2019-20
Rachel Anderson.....	2019-20
Addison Barnouski.....	2019-20
Karsyn Davis.....	2019-20
Rachael Donald.....	2019-20
Ashley Ellis.....	2019-20
Alexis Estes.....	2019-20
Claudia Gallo.....	2019-20
Anna Griffin.....	2019-20
Danina Marton.....	2019-20
Chelsy Pena.....	2019-20
Abby Rollet.....	2019-20
Rachel Rook.....	2019-20
Kimmy Wallen.....	2019-20
Leaha Wininger.....	2019-20

OVC Team Sportsmanship Award
Southeast Missouri.....2005-06

CoSIDA Academic All-America First-Team Selections
Christine Engelhardt, P.....1997
Christine Engelhardt, P.....1999
Rachel Anderson, OF.....2020

CoSIDA Academic All-America Second-Team Selections
Connie Simmons, 3B.....1987
Lisa Kraxner, C.....1996
Christine Engelhardt, P.....1998
Jenny Oermann, INF.....1998
Jenny Oermann, INF.....1999

CoSIDA Academic All-America Third-Team Selections
Cathy Retherford, C.....1990
Mykaela Arellanes, OF.....2019



HONORS & AWARDS

RECORDS



Southeast Missouri Athletics Hall of Fame

	Inducted
Jayne Creek, 1978-81.....	2002
Lisa Foster, 1987-89.....	2007
Linda Wells, 1968-72.....	2009
1991 Team.....	2011
Jennifer Stoeckl	
Kathy Knap	
Ginger Hagler	
Cathy Rethorford	
Andria Gaines	
Alice Marler	
Karen Jackson	
Teresa Tuschoff	
Kim Staffey	
Karen Hudson	
Shelly Trieb	
Robyn Horace	
Robyn Sitzes	
Carol Chilton	
Kim Barker	
Head Coach Lana Richmond	
Assistant Coach Judy Favor	
Lindsay Pickering, 2004-07.....	2015

Trombetta Award

* Graduating Senior, female student-athlete, with the highest grade point average and participated in one or more varsity sports at Southeast. The student must have at least a 3.0 grade point average.

Connie Simmons.....	1986
Kim Staffey.....	1994
Christine Engelhardt.....	1999
Nicole Deering.....	2016

Team MVP Award

M. Ummel.....	1977
P. Meyer.....	1978
McClenning.....	1979
Jayne Creek.....	1981
K. Williams.....	1982
K. Rediger.....	1983
C. Barks.....	1984
L. Alexander/Traci Eudaley.....	1985
Traci Eudaley.....	1986
Connie Simmons.....	1987
T. Schulte.....	1988
J. Craig/L. Foster.....	1989
L. Thornton.....	1990
Andria Gaines/Alice Marler.....	1991
K. Hudson.....	1992
Shelly Trieb.....	1993
Robyn Sitzes.....	1994
Lisa Kraxner.....	1995
Amy Evers/Jodi Smith.....	1996
Amy Evers/Kim Palmer.....	1997
Jenny Oermann/ Debbie Schmelz.....	1998
Jenny Doehring.....	2000

Renee Enos.....	2001
Dawn Piantino.....	2002
Brooke Nett.....	2003
Jamie Birk.....	2004
Megan McDonald.....	2005
Stephanie Huffman.....	2006
Stephanie Huffman.....	2007
Megan McDonald/ Michelle Summers.....	2008
Alex Ramirez.....	2009
Renee Kertz.....	2011
Renee Kertz.....	2012
Alexis Anderson.....	2013
Jamie Woodworth.....	2014
Kayla Fortner.....	2015
Savannah Carpenter.....	2016

NFCA All-Region First-Team

Rachel Anderson, OF.....	2019
Ashley Ellis, INF.....	2019


NFCA All-Region Second-Team

Evan Sallis, INF.....	2012
Alexis Anderson, OF.....	2013
Savannah Carpenter, UT/DP.....	2014
Kayla Fortner, OF.....	2015
Rachel Anderson, OF.....	2017
Rachel Anderson, OF.....	2018
Rachel Anderson, OF.....	2019
Haley Thogmartin, P.....	2019

Easton/NFCA All-America

Scholar-Athletes

Nicole Deering.....	2014-15
Aubrey Denno.....	2014-15
Leah Duffe.....	2014-15
Riley Hayes.....	2014-15
Madeline Krumrey.....	2014-15
Taylor McDannold.....	2014-15
Lindsey Patterson.....	2014-15
Darby Pruett.....	2014-15
Meaghan Touchette.....	2014-15
Kaylee Anderson.....	2018-19
Rachel Anderson.....	2018-19
Mykaela Arellanes.....	2018-19
Addison Barnouski.....	2018-19
Rachael Donald.....	2018-19
Ashley Emert.....	2018-19
Claudia Gallo.....	2018-19
Anna Griffin.....	2018-19
Madison Harris.....	2018-19
Mackenzie Long.....	2018-19
Danina Marton.....	2018-19
Chelsy Pena.....	2018-19
Brooke Rheinecker.....	2018-19
Rachel Rook.....	2018-19
Haley Thogmartin.....	2018-19
Leaha Wininger.....	2018-19



OVC TOURNAMENT CHAMPIONS • 1994 • 1996 • 1997 • 1998 • 1999 • 2019 // NCAA TOURNAMENT • 1999 • 2019

FOLLOW THE REDHAWKS AT GOSOUTHEAST.COM





RECORDS

SINGLE-SEASON HITTING

Batting Average

(minimum 100 AB)

1. .454	Rachel Anderson (83-183)	2019
2. .424	Savannah Carpenter (53-125)	2014
3. .413	Kim Palmer (59-143)	1998
4. .412	Rachel Anderson (63-153)	2017
5. .410	Jenny Oermann (68-166)	1998
6. .409	Jenny Oermann (54-132)	1999
7. .406	Megan McDonald (67-165)	2008
8. .403	Alexis Anderson (58-144)	2013
9. .400	Shelley Trieb (56-140)	1993
10. .399	Lisa Kraxner (67-168)	1995

Slugging Percentage

(minimum 100 AB)

1. .842	Rachel Anderson (183 AB)	2019
2. .832	Kayla Fortner (131 AB)	2015
3. .776	Kim Palmer (143 AB)	1998
4. .719	Rachel Anderson (153 AB)	2017
5. .691	Michelle Summers (165 AB)	2008
6. .667	Michelle Summers (153 AB)	2007
7. .661	Megan McDonald (165 AB)	2008
8. .660	Ashley Ellis (188 AB)	2019
9. .656	Savannah Carpenter (125 AB)	2014
10. .632	Alexis Anderson (144 AB)	2013

On-Base Percentage

(minimum 100 AB)

1. .551	Rachel Anderson (183 AB)	2019
2. .523	Kayla Fortner (131 AB)	2015
3. .483	Rachel Anderson (153 AB)	2017
.483	Savannah Carpenter (125 AB)	2014
5. .479	Kim Palmer (143 AB)	1998
6. .472	Michelle Summers (165 AB)	2008
7. .469	Rachel Anderson (150 AB)	2018
8. .465	Megan McDonald (165 AB)	2008
9. .458	Jenny Oermann (132 AB)	2008
10. .456	Alex Ramirez (138 AB)	2009

At Bats

1. 208	Evan Sallis	2011
2. 197	Mykaela Arellanes	2019
3. 189	Carmen Fowler	2011
4. 188	Ashley Ellis	2019
188	Evan Sallis	2012
6. 186	Chris Shetley	1997
7. 183	Rachel Anderson	2019
183	Amy Evers	1994
8. 182	Michelle Summers	2005
10. 181	Kelsey White	2000
181	Nicole Troncoso	2011
181	Taylor Cowan	2012

Runs Scored

1. 59	Mykaela Arellanes	2019
2. 53	Rachel Anderson	2019
3. 48	Kim Palmer	1998
4. 47	Michelle Summers	2005
5. 46	Karen Hudson	1992
46	Jenny Oermann	1998
7. 44	Sarah Messex	2019
8. 43	Evan Sallis	2011
9. 42	Kayla Fortner	2015
10. 41	Pat McDonagh	1986
41	Evan Sallis	2012
41	Kim Palmer	1997

Hits

1. 83	Rachel Anderson	2019
2. 73	Carmen Fowler	2011
3. 71	Mykaela Arellanes	2019
4. 69	Evan Sallis	2012

5. 68	Jenny Oermann	1998
68	Kim Palmer	1997
7. 67	Megan McDonald	2008
67	Lisa Kraxner	1995
9. 63	Rachel Anderson	2017
63	Evan Sallis	2011

Doubles

1. 23	Chris Shetley	1998
2. 18	Kelly Birk	2004
18	Shelley Trieb	1993
4. 17	Chris Shetley	1997
17	Kim Palmer	1998
6. 16	Michelle Summers	2005
7. 15	Megan McDonald	2008
15	Jodi Smith	1995
9. 14	Alice Marler	1990
14	Jenny Doebling	2000
14	Lisa Kraxner	1995

Triples

1. 10	Rachel Anderson	2019
10	Jayne Creek	1981
3. 8	Rachel Anderson	2017
4. 7	Kim Palmer	1997
7	Julie Hume	1996
7	Robin Keating	1986
7	Debbie Kennedy	1982
7	Lisa Kraxner	1995
7	Kelsey White	2000
10. 6	Rachel Anderson	2018
6	Connie Simmons	1986

Home Runs

1. 17	Ashley Ellis	2019
2. 16	Kayla Fortner	2015
3. 14	Michelle Summers	2007
4. 13	Rachel Anderson	2019
5. 13	Michelle Summers	2008
6. 12	Stacia Dopudja	2007
7. 11	Claudia Gallo	2019
11	Kim Palmer	1998
11	Michelle Summers	2006
10. 10	Sarah Messex	2019
10	Haylee Krack	2014
10	Michelle Summers	2005

Runs Batted In

1. 60	Ashley Ellis	2019
2. 56	Rachel Anderson	2019
3. 48	Kayla Fortner	2015
48	Renee Kertz	2011
5. 46	Shelley Trieb	1993
6. 45	Renee Kertz	2012
45	Karen Hudson	1992
45	Carmen Fowler	2011
9. 44	Kim Palmer	1998
10. 43	Lisa Kraxner	1995

Total Bases

1. 154	Rachel Anderson	2019
2. 124	Ashley Ellis	2019
3. 114	Michelle Summers	2008
4. 111	Kim Palmer	1998
5. 110	Mykaela Arellanes	2019
110	Rachel Anderson	2017
110	Chris Shetley	1998
8. 109	Kayla Fortner	2015
109	Megan McDonald	2008
10. 108	Michelle Summers	2005

Walks

1. 37	Kayla Fortner	2015
2. 35	Rachel Anderson	2019
3. 29	Mykaela Arellanes	2019
29	Karen Hudson	1989
29	Alex Ramirez	2009
6. 28	Alex Ramirez	2010
28	Kelly Birk	2005
8. 27	Kathy Blair	1985
9. 26	Renee Kertz	2010
10. 25	Rachel Anderson	2018
25	Alex Ramirez	2008
25	Kelly Heatherington	1995

Hit By Pitch

1. 17	Claudia Gallo	2019
2. 14	Brooke Nett	2001
3. 10	Michelle Summers	2008
10	Haylee Krack	2016
10	Brooke Nett	2003
6. 9	Sarah Messex	2018
9	Victoria Torrez	2004
8. 8	Shelby Stein	2010
8	Lindsey Patterson	2012
8	Julie Davis	1995
8	Chris Shetley	1997

Strikeouts

1. 54	Kaitlin Zink	2011
2. 48	Cheyenne Gipson	2011
3. 45	Lauren Bradley	2006
45	Shelby Stein	2010
5. 42	Ashley Ellis	2018
42	Courtney Eklund	2000
7. 41	Ashley Ellis	2019
41	Stacia Dopudja	2007
9. 40	Megan McDonald	2005
10. 39	Sarah Messex	2019

Sacrifice Flies

1. 6	Kim Staffey	1994
2. 5	Linda Venable	1985
5	Carmen Fowler	2011
4. 4	Abby Tillotson	2018
4	Taylor Cowan	2011
4	Connie Simmons	1986
4	Lisa Kraxner	1995
4	Shelley Trieb	1993
4	Jodi Smith	1995
10. 3	22 players tied	

Sacrifice Hits

1. 23	Robyn Horace	1992
2. 21	Alice Marler	1991
3. 19	Karen Hudson	1991
19	Lesley Mueller	1994
5. 16	Robyn Horace	1993
6. 15	Gail Salger	1993
15	Jenny Oermann	1997
15	Charlene Ramirez	2006
15	Amy Evers	1995
15	Kelly Heatherington	1996

Stolen Bases

1. 32	Julie Lehmbeck (32-34)	1992
2. 31	Lisa Thornton (31-35)	1990
3. 30	Julia Davis (30-32)	1993
4. 28	Lisa Thornton (28-30)	1989
5. 23	Rachel Anderson (23-31)	2019
6. 22	Evan Sallis (22-26)	2012
7. 21	Julie Lehmbeck (21-23)	1993
8. 20	Cheyenne Gipson (20-22)	2011
9. 18	Kaitlin Zink (18-23)	2013
10. 17	Mykaela Arellanes (17-19)	2019
17	Cheyenne Gipson (17-21)	2012
17	Pat McDonagh (17-21)	1987

Games Played

1. 64	Rachel Anderson	2019
64	Ashley Ellis	2019
64	Addison Barnouski	2019
64	Mykaela Arellanes	2019
64	Sarah Messex	2019
6. 61	Carmen Fowler	2011
61	Taylor Cowan	2011
61	Evan Sallis	2011
61	Renee Kertz	2011
61	Cheyenne Gipson	2011
61	Kaitlin Zink	2011

Games Started

1. 64	Rachel Anderson	2019
64	Ashley Ellis	2019
64	Addison Barnouski	2019
64	Mykaela Arellanes	2019
64	Sarah Messex	2019
6. 61	Kaitlin Zink	2011
61	Carmen Fowler	2011
61	Evan Sallis	2011
61	Renee Kertz	2011
61	Taylor Cowan	2011

Current players in **Bold**



Kayla Fortner



Renee Kertz



CAREER HITTING

RECORDS



Batting Average

(minimum 200 AB)

1. .422	Rachel Anderson (202-486)	2017-pr.
2. .388	Lisa Kraxner (123-317)	1995-96
3. .379	Kim Palmer (163-430)	1996-98
4. .370	Jenny Oermann (231-624)	1996-99
5. .356	Alexis Anderson (101-284)	2013-15
6. .351	Megan McDonald (222-632)	2005-08
7. .350	Julie Hume (148-423)	1985-88
8. .347	Mykaela Arellanes (168-484)	2017-19
9. .344	Lisa Foster (78-227)	1988-89
10. .343	Chris Shetley (124-362)	1997-98

Slugging Percentage

(minimum 200 AB)

1. .728	Rachel Anderson (536 AB)	2017-pr.
2. .647	Kim Palmer (430 AB)	1996-98
3. .631	Michelle Summers (670 AB)	2005-08
4. .596	Lisa Kraxner (317 AB)	1995-96
5. .586	Chris Shetley (362 AB)	1997-98
6. .574	Megan McDonald (632 AB)	2005-08
7. .574	Haylee Krack (230 AB)	2014-16
8. .553	Alexis Anderson (284 AB)	2013-15
9. .544	Ashley Ellis (502 AB)	2017-pr.
10. .519	Mykaela Arellanes (484 AB)	2017-19

On-Base Percentage

(minimum 200 AB)

1. .509	Rachel Anderson (536 AB)	2017-pr.
2. .438	Lisa Kraxner (317 AB)	1995-96
3. .436	Mykaela Arellanes (484 AB)	2017-19
4. .436	Kim Palmer (430 AB)	1996-98
5. .427	Michelle Summers (670 AB)	2005-08
6. .410	Savannah Carpenter (455 AB)	2013-16
7. .407	Megan McDonald (632 AB)	2005-08
8. .405	Jenny Oermann (624 AB)	1996-99
9. .402	Alex Ramirez (512 AB)	2007-10
10. .400	Pat McDonagh (493 AB)	1984-87

At Bats

1. 670	Michelle Summers	2005-08
2. 641	Renee Kertz	2009-12
3. 638	Amy Evers	1993-96
4. 632	Megan McDonald	2005-08
5. 624	Jenny Oermann	1996-99
6. 608	Carmen Fowler	2008-11
7. 599	Jennifer Vasquez	2007-10
8. 593	Karen Hudson	1989-92
9. 576	Tracie Eudaley	1984-87
10. 554	Lindsey Patterson	2012-15

Runs Scored

1. 161	Michelle Summers	2005-08
2. 143	Rachel Anderson	2017-pr.
3. 135	Jenny Oermann	1996-99
4. 123	Mykaela Arellanes	2017-19
5. 120	Karen Hudson	1989-92
6. 113	Amy Evers	1993-96
7. 109	Kim Palmer	1996-98
8. 107	Sarah Messex	2016-19
9. 102	Pat McDonagh	1984-87
10. 99	Megan McDonald	2005-08

Hits

1. 231	Jenny Oermann	1996-99
2. 228	Michelle Summers	2005-08
3. 226	Rachel Anderson	2017-pr.
4. 222	Megan McDonald	2005-08
5. 195	Tracie Eudaley	1984-87
6. 182	Carmen Fowler	2008-11
7. 178	Amy Evers	1993-96
8. 172	Renee Kertz	2009-12

9. 170	Renee Enos	1998-01
10. 168	Mykaela Arellanes	2017-19

Doubles

1. 47	Michelle Summers	2005-08
2. 46	Megan McDonald	2005-08
3. 40	Chris Shetley	1997-98
40	Shelley Trieb	1991-94
5. 39	Kelly Birk	2002-05
6. 37	Kim Palmer	1996-98
7. 34	Rachel Anderson	2017-pr.
34	Brooke Nett	2000-03
9. 33	Jodi Smith	1993-96
33	Renee Enos	1998-01

Triples

1. 29	Rachel Anderson	2017-pr.
2. 18	Kathy Rediger	1981-84
3. 13	Julie Hume	1985-88
13	Traci Wren	1992-95
5. 12	Kelsey White	1999-00
6. 11	Lisa Kraxner	1995-96
11	Debbie Kennedy	1981-82
8. 10	Lesley Mueller	1992-95
10	Tracie Eudaley	1984-87
10	Jayne Creek	1978-81

Home Runs

1. 48	Michelle Summers	2005-08
2. 34	Ashley Ellis	2017-pr.
3. 31	Megan McDonald	2005-08
4. 24	Rachel Anderson	2017-pr.
5. 23	Lindsey Patterson	2012-15
21	Sarah Messex	2016-19
7. 20	Kim Palmer	1996-98
8. 18	Addison Barnouski	2017-20
9. 18	Haylee Krack	2014-16
17	Savannah Carpenter	2013-16

Runs Batted In

1. 132	Renee Kertz	2009-12
132	Michelle Summers	2005-08
3. 130	Rachel Anderson	2017-pr.
4. 122	Ashley Ellis	2017-pr.
5. 120	Megan McDonald	2005-08
6. 119	Tracie Eudaley	1984-87
7. 111	Kim Palmer	1996-98
8. 108	Jenny Oermann	1996-99
9. 104	Shelley Trieb	1991-94
10. 103	Jodi Smith	1993-96
103	Carmen Fowler	2008-11

Total Bases

1. 423	Michelle Summers	2005-08
2. 390	Rachel Anderson	2017-pr.
3. 363	Megan McDonald	2005-08
4. 295	Jenny Oermann	1996-99
5. 278	Kim Palmer	1996-98
6. 273	Ashley Ellis	2017-pr.
7. 262	Lindsey Patterson	2012-15
8. 251	Mykaela Arellanes	2017-19
9. 250	Tracie Eudaley	1984-87
10. 249	Carmen Fowler	2008-11

Walks

1. 88	Alex Ramirez	2007-10
2. 86	Rachel Anderson	2017-pr.
3. 81	Renee Kertz	2009-12
4. 80	Michelle Summers	2005-08
5. 79	Tami Hebert	1997-00
6. 77	Sarah Messex	2016-19
7. 72	Mykaela Arellanes	2017-19
8. 65	Karen Hudson	1989-92
9. 59	Ashley Ellis	2017-pr.
59	Megan McDonald	2005-08
59	Lindsey Patterson	2012-15
59	Shelley Trieb	1991-94

Hit By Pitch

1. 35	Brooke Nett	2000-03
2. 32	Claudia Gallo	2017-20
3. 24	Michelle Summers	2005-08
4. 22	Shelby Stein	2009-12
5. 21	Sarah Messex	2016-19
6. 19	Lindsey Patterson	2012-15
7. 15	Haylee Krack	2014-16
15	Renee Kertz	2009-12
15	Victoria Torrez	2004-05
10. 13	Rachel Anderson	2017-pr.
13	Julie Davis	1992-95
13	Taylor Cowan	2011-13
13	Alex Ramirez	2007-10

Strikeouts

1. 136	Lindsay Pickering	2004-07
2. 130	Sarah Messex	2016-19
3. 126	Shelby Stein	2009-12
4. 119	Ashley Ellis	2017-pr.
5. 114	Kaitlin Zink	2011-13
6. 105	Stephanie Mata	2004-07
7. 103	Courtney Eklund	1999-02
8. 100	Lauren Bradley	2006-09
9. 92	Parker Bandy	2017-19
10. 89	Megan McDonald	2005-08

Sacrifice Flies

1. 10	Linda Venable	1983-86
2. 9	Kim Staffey	1991-94
9	Jodi Smith	1993-96
4. 8	Tracie Eudaley	1984-87
5. 7	Taylor Cowan	2011-13
7	Amy Evers	1993-96
7. 6	Renee Enos	1998-01
6	Savannah Carpenter	2013-16
6	Janis Swiderski	1995-96
6	Megan McDonald	2005-08

6	Shelley Trieb	1991-94
6	Carmen Fowler	2008-11

Sacrifice Hits

1. 42	Shelley Trieb	1991-94
2. 40	Robyn Horace	1991-93
40	Karen Hudson	1989-92
4. 38	Amy Evers	1993-96
5. 32	Alice Marler	1990-92
6. 30	Lisa Thornton	1987-90
7. 29	Julie Hume	1985-88
29	Theresa Schulte	1986-89
29	Julie Davis	1992-95
29	Gail Salger	1993-94

Stolen Bases

1. 82	Lisa Thornton (82-91)	1987-90
2. 59	Rachel Anderson (59-80)	2017-pr.
3. 53	Julie Lehmbeck (53-57)	1992-93
4. 46	Pat McDonagh (46-56)	1984-87
5. 42	Mykaela Arellanes (42-48)	2017-19
6. 39	Twanda Moore (39-46)	1982-85
7. 38	Kaitlin Zink (38-45)	2011-13
8. 37	Evan Sallis (37-42)	2011-12
37	Cheyenne Gipson (37-43)	2011-12
10. 33	Julie Davis (33-38)	1992-95

Games Played

1. 216	Sarah Messex	2016-19
2. 214	Renee Kertz	2009-12
3. 213	Amy Evers	1993-96
4. 209	Carmen Fowler	2008-11
5. 208	Michelle Summers	2005-08
6. 207	Megan McDonald	2005-08
207	Karen Hudson	1989-92
8. 203	Shelley Trieb	1991-94
9. 202	Shelby Stein	2009-12
202	Tami Hebert	1997-00


Games Started

1. 216	Sarah Messex	2016-19
2. 214	Renee Kertz	2009-12
3. 209	Carmen Fowler	2008-11
4. 208	Michelle Summers	2005-08
5. 207	Megan McDonald	2005-08
6. 199	Jenny Oermann	1996-99
7. 195	Tami Hebert	1997-00
8. 194	Jennifer Vasquez	2007-10
9. 190	Lindsay Pickering	2004-07
10. 187	Renee Enos	1998-01

Current players in **Bold**



Rachel Anderson



Michelle Summers

FOLLOW THE REDHAWKS AT GOSOUTHEAST.COM





RECORDS

SINGLE-SEASON PITCHING

Earned Run Average

(minimum 50 IP)

1.	0.33	Tracie Eudaley (234.0 IP)	1986
2.	0.36	Tracie Eudaley (212.1 IP)	1985
3.	0.50	Tracie Eudaley (211.1 IP)	1987
4.	0.59	Tracie Eudaley (130.0 IP)	1984
5.	0.62	Beth Russell (157.0 IP)	1988
6.	0.69	Missy Sanges (51.0 IP)	1990
7.	0.77	Alice Marler (263.0 IP)	1991
8.	0.79	Beth Russell (142.0 IP)	1986
9.	0.81	Kenda Webb (78.0 IP)	1983
10.	0.83	Jeanette Vogt (76.0 IP)	1983

Saves

1.	4	Haley Thogmartin	2019
	4	Rachel Rook	2018
2.	3	Tracie Eudaley	1985
	3	Elaine Fisher	2007
	3	Alice Marler	1991
	3	Melanie Thompson	1992
	3	Lori Neely	1993
	3	Alora Marble	2011
	3	Hannah Durham	2014
	3	Debbie Schmelz	1998
	3	Debbie Kennedy	1981

Most Hits Allowed

1.	258	Elaine Fisher	2007
2.	246	Elaine Fisher	2008
3.	218	Madeline Krumrey	2015
4.	216	Alora Marble	2012
5.	205	Taylor Cowan	2013
6.	202	Whitney Dupuis	2010
7.	197	Stefanie Barnes	2010
8.	193	Elaine Fisher	2006
9.	191	Renee Mueller	2000
10.	188	Alice Marler	1991

Most Walks Allowed

1.	101	Stefanie Barnes	2010
2.	83	Giana Zimmerman	2009
3.	76	Alice Marler	1990
4.	71	Taylor Cowan	2013
5.	65	Elaine Fisher	2007
6.	62	Whitney Dupuis	2010
	62	Amy Fahnestock	2004
8.	61	Elaine Fisher	2008
9.	60	Shea Cothren	2011
10.	59	Kelly Birk	2003
	59	Kelly Birk	2002

Opponent Batting Average

(minimum 50 IP)

1.	.167	Kathy Williams (75.2 IP)	1981
2.	.183	Carol Heitman (69.1 IP)	1981
3.	.217	Chris Engelhardt (145.0 IP)	1999
	.217	Giana Zimmerman (185.0 IP)	2009
5.	.220	Linda Ridgely (76.2 IP)	1981
6.	.222	Rachel Rook (89.0 IP)	2019
7.	.230	Jenny Doehring (112.0 IP)	2000
8.	.231	Alexis Estes (68.2 IP)	2019
9.	.244	Debbie Schmelz (166.2 IP)	1999
10.	.245	Amy Fahnestock (149.1 IP)	2004

Appearances

1.	46	Elaine Fisher	2008
2.	44	Haley Thogmartin	2019
3.	43	Alice Marler	1991
	43	Elaine Fisher	2007
5.	41	Alora Marble	2011
6.	39	Taylor Cowan	2013
	39	Amy Fahnestock	2005
8.	38	Tracie Eudaley	1986
	38	Alora Marble	2012
10.	37	Elaine Fisher	2006

Most Earned Runs Allowed

1.	105	Taylor Cowan	2013
2.	101	Madeline Krumrey	2015
3.	100	Whitney Dupuis	2010
4.	97	Stefanie Barnes	2010
5.	93	Elaine Fisher	2007
	93	Keaira Schilling	2015
7.	92	Elaine Fisher	2008
8.	87	Kathy Williams	1982
9.	86	Keaira Schilling	2014
10.	79	Madeline Krumrey	2018
	79	Shea Cothren	2011

Most Strikeouts

1.	200	Tracie Eudaley	1986
2.	184	Giana Zimmerman	2009
3.	160	Elaine Fisher	2008
4.	158	Alice Marler	1991
5.	156	Elaine Fisher	2006
6.	142	Haley Thogmartin	2019
7.	135	Elaine Fisher	2007
	135	Tracie Eudaley	1987
9.	132	Chris Engelhardt	1999
10.	121	Debbie Schmelz	1999

Walks Allowed/7 Inning Game

(minimum 50 IP)

1.	0.55	Jeanette Vogt (76.0 IP)	1983
2.	0.60	Tracie Eudaley (211.1 IP)	1987
3.	0.62	Elaine Fisher (91.0 IP)	2005
4.	0.79	Renee Mueller (160.1 IP)	2000
5.	0.82	Chris Engelhardt (77.0 IP)	1996
6.	0.89	Tracie Eudaley (212.1 IP)	1985
7.	0.96	Shelle Wadsworth (80.1 IP)	1990
8.	0.97	Tracie Eudaley (130.0 IP)	1984
9.	0.98	Shelle Wadsworth (214.0 IP)	1989
10.	1.05	Tracie Eudaley (234.0 IP)	1986

Games Started

1.	38	Alice Marler	1991
2.	34	Elaine Fisher	2008
	34	Elaine Fisher	2007
4.	33	Taylor Cowan	2013
5.	32	Tracie Eudaley	1985
6.	31	Haley Thogmartin	2019
	31	Tracie Eudaley	1986
	31	Alora Marble	2012
9.	30	Elaine Fisher	2006
	30	Amy Fahnestock	2005

Complete Games

1.	34	Alice Marler	1991
2.	30	Tracie Eudaley	1985
3.	27	Tracie Eudaley	1987
	27	Tracie Eudaley	1986
5.	26	Elaine Fisher	2007
6.	25	Elaine Fisher	2006
	25	Shelle Wadsworth	1989
8.	24	Alora Marble	2012
	24	Missy Sanges	1989
10.	23	Elaine Fisher	2008
	23	Giana Zimmerman	2009

Shutouts

1.	17	Tracie Eudaley	1986
2.	14	Alice Marler	1991
3.	12	Tracie Eudaley	1987
4.	9	Tracie Eudaley	1985
5.	8	Beth Russell	1988
	8	Beth Russell	1987
7.	7	Tracie Eudaley	1984
	7	Chris Engelhardt	1999
	7	Debbie Schmelz	1998
	7	Beth Russell	1986

Innings Pitched

1.	263.0	Alice Marler	1991
2.	234.1	Elaine Fisher	2008
3.	234.0	Tracie Eudaley	1986
4.	227.0	Elaine Fisher	2007
5.	214.0	Shelle Wadsworth	1989
6.	212.1	Tracie Eudaley	1985
7.	211.1	Tracie Eudaley	1987
8.	206.2	Alora Marble	2012
9.	206.0	Kathy Williams	1982
10.	197.2	Elaine Fisher	2006

Strikeouts/7 Inning Game

(minimum 50 IP)

1.	7.78	Rachel Rook (89.0 IP)	2019
2.	6.96	Giana Zimmerman (185.0 IP)	2009
3.	6.55	Chris Engelhardt (77.0 IP)	1996
4.	6.37	Chris Engelhardt (145.0 IP)	1999
5.	5.98	Tracie Eudaley (234.0 IP)	1986
6.	5.63	Sara Reichert (143.0 IP)	1995
7.	5.62	Haley Thogmartin (177.0 IP)	2019
8.	5.52	Elaine Fisher (197.2 IP)	2006
9.	5.35	Sara Reichert (120.1 IP)	1996
10.	5.17	Madeline Krumrey (146.2 IP)	2018
	5.17	Keaira Schilling (103.0 IP)	2014

Wins

1.	30	Alice Marler	30-11	1991
2.	25	Tracie Eudaley	25-8	1986
3.	23	Tracie Eudaley	23-10	1987
4.	22	Haley Thogmartin	22-7	2019
5.	20	Missy Sanges	20-7	1989
6.	19	Debbie Schmelz	19-6	1998
	19	Elaine Fisher	19-20	2008
	19	Giana Zimmerman	19-9	2009
9.	18	Alora Marble	18-8	2011
10.	17	Tracie Eudaley	17-13	1985
	17	Sara Reichert	17-6	1995
	17	Shelle Wadsworth	17-14	1989



Madeline Krumrey



Haley Thogmartin



Rachel Rook



CAREER PITCHING

RECORDS



Earned Run Average

(minimum 100 IP)

1.	0.43	Tracie Eudaley (787.2 IP)	1984-87
2.	0.79	Beth Russell (443.0 IP)	1986-88
3.	0.93	Jeanette Vogt (158.0 IP)	1983-84
4.	1.14	Missy Sanges (233.0 IP)	1989-90
5.	1.22	Alice Marler (601.0 IP)	1990-92
6.	1.28	Shelle Wadsworth (458.1 IP)	1988-91
7.	1.62	Chris Engelhardt (479.1 IP)	1996-99
8.	1.66	Debbie Schmelz (601.1 IP)	1996-99
9.	1.87	Amy Johannsen (464.2 IP)	1992-95
	1.87	Shelley Trieb (116.1 IP)	1991-94

Opponent Batting Average

(minimum 100 IP)

1.	.195	Rachel Rook (177.1)	2018-pr.
2.	.217	Giana Zimmerman (185.0 IP)	2009-10
3.	.242	Jenny Doehring (272.1 IP)	2000-01
4.	.254	Jennifer Dippel (104.0 IP)	2000
5.	.260	Haley Thogmartin (410.1 IP)	2016-19
6.	.266	Alora Marble (366.0 IP)	2011-12
7.	.269	Mackenzie Hoelting (106.2 IP)	2016-17
8.	.278	Stefanie Barnes (288.0 IP)	2009-12
9.	.280	Madeline Krumrey (602.2 IP)	2015-18
10.	.285	Jessica Hunter (193.1 IP)	2003-04

Walks Allowed/7 Inning Game

(minimum 100 IP)

1.	0.79	Renee Mueller (160.1 IP)	2000
2.	0.87	Tracie Eudaley (787.2 IP)	1984-87
3.	0.93	Jeanette Vogt (158.0 IP)	1983-84
4.	1.02	Shelle Wadsworth (458.1 IP)	1988-91
5.	1.30	Lori Neely (107.2 IP)	1993
6.	1.44	Missy Sanges (233.0 IP)	1989-90
7.	1.52	Jessica Hunter (193.1 IP)	2003-04
8.	1.53	Beth Russell (443.0 IP)	1986-88
9.	1.55	Elaine Fisher (750.0 IP)	2005-08
10.	1.62	Nikki Mortimer (271.2 IP)	1994-95

Strikeouts/7 Inning Game

(minimum 100 IP)

1.	8.06	Rachel Rook (177.1 IP)	2018-pr.
2.	6.96	Giana Zimmerman (185.0 IP)	2009-10
3.	5.40	Chris Engelhardt (479.1 IP)	1996-99
4.	4.76	Haley Thogmartin (410.1 IP)	2016-19
	4.76	Stephanie Huffman (189.2 IP)	2005-06
6.	4.68	Elaine Fisher (750.0 IP)	2005-08
7.	4.46	Madeline Krumrey (456.0 IP)	2015-18
8.	4.44	Sara Reichert (457.2 IP)	1994-97
9.	4.22	Alexis Estes (212.1 IP)	2017-20
10.	4.19	Tracie Eudaley (787.2 IP)	1984-87

Wins

1.	79	Tracie Eudaley (79-37)	1984-87
2.	62	Debbie Schmelz (62-34)	1996-99
3.	59	Alice Marler (59-29)	1990-92
4.	54	Elaine Fisher (54-62)	2005-08
	54	Chris Engelhardt (54-15)	1996-99
6.	51	Sara Reichert (51-20)	1994-97
7.	46	Madeline Krumrey (46-41)	2015-18
8.	45	Amy Johannsen (45-26)	1992-95
9.	44	Haley Thogmartin (44-26)	2016-19
10.	41	Beth Russell (41-22)	1986-88

Saves

1.	7	Elaine Fisher	2005-08
2.	6	Rachel Rook	2018-pr.
	6	Madeline Krumrey	2015-18
	6	Tracie Eudaley	1984-87
5.	5	Haley Thogmartin	2016-19
	5	Debbie Schmelz	1996-99
	5	Alice Marler	1990-92
8.	4	Alexis Estes	2017-20
	4	Mackenzie Hoelting	2016-17
	4	Hannah Durham	2013-14
	4	Shelle Wadsworth	1988-91

Appearances

1.	151	Elaine Fisher	2005-08
2.	127	Tracie Eudaley	1984-87
3.	118	Madeline Krumrey	2015-18
4.	117	Debbie Schmelz	1996-99
5.	113	Haley Thogmartin	2016-19
6.	103	Chris Engelhardt	1996-99
7.	101	Alice Marler	1990-92
8.	93	Kelly Birk	2002-05
9.	90	Amy Johannsen	1992-95
10.	88	Taylor Cowan	2011-13

Games Started

1.	110	Elaine Fisher	2005-08
	110	Tracie Eudaley	1984-87
3.	102	Madeline Krumrey	2015-18
4.	88	Debbie Schmelz	1996-99
5.	84	Alice Marler	1990-92
6.	77	Chris Engelhardt	1996-99
7.	72	Haley Thogmartin	2016-19
8.	71	Shelle Wadsworth	1988-91
9.	69	Sara Reichert	1994-97
10.	68	Beth Russell	1986-88

Complete Games

1.	102	Tracie Eudaley	1984-87
2.	78	Elaine Fisher	2005-08
3.	72	Alice Marler	1990-92
4.	58	Debbie Schmelz	1996-99
5.	52	Sara Reichert	1994-97
6.	49	Shelle Wadsworth	1988-91
	49	Beth Russell	1986-88
8.	47	Chris Engelhardt	1996-99
9.	42	Madeline Krumrey	2015-18
	42	Amy Johannsen	1992-95

Shutouts

1.	45	Tracie Eudaley	1984-87
2.	23	Beth Russell	1986-88
3.	20	Alice Marler	1990-92
	20	Shelle Wadsworth	1988-91
5.	18	Elaine Fisher	2005-08
6.	17	Chris Engelhardt	1996-99
7.	15	Debbie Schmelz	1996-99
8.	14	Sara Reichert	1994-97
9.	10	Jenny Doehring	2000-01
10.	9	Amy Johannsen	1992-95

Innings Pitched

1.	787.2	Tracie Eudaley	1984-87
2.	750.0	Elaine Fisher	2005-08
3.	602.2	Madeline Krumrey	2015-18
4.	601.1	Debbie Schmelz	1996-99
5.	601.0	Alice Marler	1990-92
6.	479.1	Chris Engelhardt	1996-99
7.	464.2	Amy Johannsen	1992-95
8.	458.1	Shelle Wadsworth	1988-91
9.	457.2	Sara Reichert	1994-97
10.	443.0	Beth Russell	1986-88

Most Hits Allowed

1.	779	Elaine Fisher	2005-08
2.	681	Madeline Krumrey	2015-18
3.	506	Debbie Schmelz	1996-99
4.	488	Alice Marler	1990-92
5.	453	Whitney Dupuis	2008-11
6.	435	Amy Johannsen	1992-95
	435	Tracie Eudaley	1984-87
8.	419	Haley Thogmartin	2016-19
	407	Shelle Wadsworth	1988-91
9.	405	Sara Reichert	1994-97

Most Earned Runs Allowed

1.	300	Madeline Krumrey 2015-18
2.	260	Elaine Fisher 2005-08
3.	235	Whitney Dupuis 2008-11
4.	210	Taylor Cowan 2011-13
5.	179	Keaira Schilling 2014-15
6.	171	Stefanie Barnes 2009-12
7.	161	Haley Thogmartin 2016-19
8.	146	Alora Marble 2011-12
9.	143	Debbie Schmelz 1996-99
10.	137	Kelly Birk 2002-05

Most Walks Allowed

1.	211	Madeline Krumrey	2015-18
2.	183	Kelly Birk	2002-05
3.	166	Elaine Fisher	2005-08
	159	Stefanie Barnes	2009-12
5.	155	Taylor Cowan	2011-13
6.	154	Debbie Schmelz	1996-99
7.	147	Alice Marler	1990-92
8.	143	Whitney Dupuis	2008-11
9.	125	Amy Johannsen	1992-95
10.	123	Sara Reichert	1994-97

Most Strikeouts

1.	501	Elaine Fisher	2005-08
2.	471	Tracie Eudaley	1984-87
3.	384	Madeline Krumrey	2015-18
4.	370	Chris Engelhardt	1996-99
5.	330	Debbie Schmelz	1996-99
6.	315	Alice Marler	1990-92
7.	290	Sara Reichert	1994-97
8.	279	Haley Thogmartin	2016-19
9.	221	Amy Johannsen	1992-95
10.	204	Rachel Rook	2018-pr.

Current players in **Bold**



Elaine Fisher



Debbie Schmelz



Tracie Eudaley

FOLLOW THE REDHAWKS AT GOSOUTHEAST.COM



OVC TOURNAMENT CHAMPIONS • 1994 • 1996 • 1997 • 1998 • 1999 • 2019 // NCAA TOURNAMENT • 1999 • 2019



RECORDS

TEAM SINGLE-SEASON

Batting Average

1.	.323 (422-1308)	1996
2.	.302 (415-1373)	1998
3.	.301 (363-1667)	2019
4.	.296 (388-1310)	1987
5.	.294 (431-1465)	1986
6.	.291 (377-1296)	2015
7.	.290 (484-1670)	2011
8.	.288 (430-1492)	1997
9.	.286 (362-1264)	1999
10.	.286 (414-1446)	1994

Fewest Games Played

1.	23	1983
2.	33	1984
3.	37	1981
4.	41	1988
	41	2002
6.	45	2014
7.	46	2015
8.	47	2003
9.	48	1999
	48	2010

Triples

1.	35	1986
2.	24	2019
	24	1981
4.	22	1995
5.	21	2017
	21	1982
7.	20	1988
	20	1993
9.	19	1997
10.	18	2018
	18	1994
	18	1992

Sacrifice Flies

1.	19	1994
2.	18	1986
	18	1984
4.	17	1995
5.	14	2018
	14	2011
	14	1985
8.	13	1991
	13	2012
10.	11	2019
	11	2016
	11	1993

9.	1.36 (324.0 IP)	1990
10.	1.39 (397.0 IP)	1989

Opponent Batting Average

1.	.188 (266.2 IP)	1981
2.	.256 (346.2 IP)	2018
3.	.257 (354.2 IP)	2004
4.	.264 (376.1 IP)	2000
5.	.267 (331.0 IP)	2001
6.	.272 (324.1 IP)	2009
7.	.281 (339.1 IP)	2008
8.	.282 (326.0 IP)	2017
9.	.283 (369.2 IP)	2012
10.	.283 (408.1 IP)	2011

Slugging Percentage

1.	.510 (1667 AB)	2019
2.	.454 (1318 AB)	2007
3.	.446 (1373 AB)	1998
4.	.436 (1296 AB)	2015
5.	.430 (1308 AB)	1996
6.	.429 (1350 AB)	2006
7.	.427 (1327 AB)	2017
8.	.412 (1251 AB)	2016
9.	.409 (1253 AB)	2013
10.	.405 (1465 AB)	1986

At Bats

1.	1670	2011
2.	1667	2019
3.	1539	2012
4.	1516	1989
5.	1492	1997
6.	1472	2005
7.	1465	1995
	1465	1986
9.	1446	1994
10.	1444	2000

Home Runs

1.	74	2019
2.	57	2007
3.	43	2006
4.	40	2008
5.	39	2015
6.	38	2005
7.	37	2018
8.	35	2016
9.	33	2011
10.	32	2013

Sacrifice Hits

1.	119	1994
2.	114	1991
3.	99	1992
4.	88	1987
5.	76	1986
	76	1993
7.	74	1989
8.	71	1995
9.	66	1997
10.	52	2004

Walks Allowed/7 Inning Game

1.	1.08 (169.0 IP)	1983
	1.08 (221.0 IP)	1984
3.	1.09 (353.0 IP)	1987
4.	1.20 (397.0 IP)	1989
5.	1.20 (279.0 IP)	1988
6.	1.26 (350.0 IP)	1992
7.	1.29 (315.0 IP)	1996
8.	1.32 (346.0 IP)	1991
9.	1.32 (391.0 IP)	1986
10.	1.37 (312.0 IP)	1985

On-Base Percentage

1.	.382 (1667 AB)	2019
2.	.376 (1308 AB)	1996
3.	.366 (1296 AB)	2015
4.	.359 (1349 AB)	2018
5.	.358 (1260 AB)	2010
6.	.358 (1373 AB)	1998
7.	.356 (1327 AB)	2017
8.	.354 (1446 AB)	1994
9.	.350 (1465 AB)	1986
10.	.350 (1670 AB)	2011

Runs Scored

1.	363	2019
2.	277	1998
3.	276	1986
4.	275	2011
5.	270	1994
6.	269	2012
7.	261	1996
8.	259	1995
9.	258	2018
10.	242	1992

Runs Batted In

1.	318	2019
2.	276	1986
3.	250	2011
4.	241	1996
5.	233	1998
6.	230	2018
7.	225	1987
8.	220	2012
9.	218	1995
	218	1992

Stolen Bases

1.	89 (89-117)	2019
2.	70 (70-87)	2018
3.	68 (68-82)	2012
4.	65 (65-88)	2017
5.	60 (60-69)	1998
6.	58 (58-73)	2016
7.	55 (55-64)	1987
8.	54 (54-63)	1992
	54 (54-61)	1990
10.	53 (53-67)	1993
	53 (53-61)	2011

Strikeouts/7 Inning Game

1.	5.89 (324.1 IP)	2009
2.	5.59 (414.0 IP)	2019
3.	5.58 (325.0 IP)	1999
4.	5.27 (337.1 IP)	2006
5.	5.25 (346.2 IP)	2018
6.	5.11 (315.0 IP)	1996
7.	4.65 (391.0 IP)	1986
8.	4.33 (339.1 IP)	2008
9.	4.17 (326.0 IP)	2017
10.	4.11 (281.0 IP)	2014

Stolen Base Percentage

1.	1.000 (28-28)	1983
2.	.929 (52-56)	1989
3.	.909 (50-55)	1988
4.	.886 (31-35)	1984
5.	.885 (54-61)	1990
6.	.870 (60-69)	1998
7.	.869 (53-61)	2011
8.	.865 (32-37)	1982
	.865 (32-37)	2000

Hits

1.	501	2019
2.	484	2011
3.	434	2012
4.	431	1986
5.	430	1997
6.	422	1996
7.	415	1998
8.	414	1994
9.	409	1989
10.	406	1995

Total Bases

1.	850	2019
2.	668	2011
3.	613	1998
4.	598	2007
5.	593	1986
6.	589	2012
7.	579	2006
	579	2005
9.	574	1997
10.	572	2018

Stolen Base Attempts

1.	117 (89-117)	2019
2.	88 (65-88)	2017
3.	87 (70-87)	2018
4.	82 (68-82)	2012
5.	73 (58-73)	2016
6.	69 (60-69)	1998
7.	67 (53-67)	1993
8.	64 (55-64)	1987
9.	63 (54-63)	1992
10.	61 (50-61)	1997
	61 (54-61)	1990
	61 (53-61)	2011

Most Wins

1.	46 (46-18)	2019
2.	40 (40-16)	1986
3.	39 (39-13)	1987
	39 (39-9)	1996
5.	38 (38-14)	1991
	38 (38-20)	1995
	38 (38-13)	1998
8.	37 (37-21)	1989
9.	36 (36-22)	1994
10.	35 (35-18)	1992

Most Games Played

1.	64	2019
2.	61	2011
3.	58	1989
	58	1994
	58	1995
6.	57	1997
7.	56	1986
8.	55	2005
	55	2012
	55	2000

Doubles

1.	89	1998
2.	80	2000
3.	79	2019
4.	77	2006
5.	74	1995
6.	70	1997
7.	69	2005
	69	2016
9.	68	1996
10.	67	2004
	67	2011

Walks

1.	180	2019
2.	166	2018
3.	159	2010
4.	153	1995
5.	151	1994
6.	146	2009
7.	140	1982
8.	139	1985
	139	2015
10.	138	2016

Earned Run Average

1.	0.50 (391.0 IP)	1986
2.	0.58 (312.0 IP)	1985
3.	0.69 (353.0 IP)	1987
4.	0.73 (221.0 IP)	1984
5.	0.78 (279.0 IP)	1988
6.	0.79 (346.0 IP)	1991
7.	1.04 (169.0 IP)	1983
8.	1.13 (315.0 IP)	1996

Saves

1.	11	2019
2.	7	2018
3.	6	1991
	6	1981
	6	2011
	6	2003
7.	5	2015
	5	1998
9.	4	2017
	4	1993



TEAM SINGLE-SEASON

RECORDS



OVC TOURNAMENT CHAMPIONS • 1994 • 1996 • 1997 • 1998 • 1999 • 2019 // NCAA TOURNAMENT • 1999 • 2019

41984			Fewest Runs Allowed			Fewest Doubles Allowed			Runners Picked Off			Fewest Errors		
41985			1.411983	1.261996	1.52018	1.371996								
42016			2.531984	2.331994	2.42012	2.432018								
Complete Games			3.631996	3.361999	4.42014	3.531988								
			4.801987	4.441997	4.32016	3.532006								
			5.881986	5.451998	32015	5.552002								
			6.891988	6.461995	32007	6.582019								
			7.951991	7.481993	32011	581997								
1.501994	8.1001985	8.492019	8.12017	581999										
2.491989	9.1121981	10.492017	1.2013	592017										
3.451995	10.1201990	10.512006	11995	591984										
4.441987	Fewest Earned Runs Allowed			Fewest Triples Allowed			Fielding Percentage			Double Plays Turned				
5.432001	1.231984	1.12019	1.973 (945-413-37)1996	1.312011										
6.431986	2.251983	2.12007	2.970 (1040-356-43)2018	2.242019										
8.401992	3.261985	3.21996	3.966 (1011-481-53)2006	3.232016										
401985	4.281986	4.32009	4.965 (1081-518-58)1997	232002										
10.391996	5.311988	5.42012	5.964 (1225-502-64)2011	5.202003										
Shutouts	6.351987	6.41998	6.963 (1059-562-63)1987	6.182018										
	7.391991	7.42008	7.961 (1123-531-67)2005	182007										
	8.511996	8.52018	8.960 (975-423-58)1999	8.171995										
	9.611981	52016	9.960 (978-433-59)2017	172013										
	141985	52005	10.959 (823-469-55)2002	10.162012										
141988	51999		162010											
141984	Fewest Walks Allowed			52002	Chances			Fewest Stolen Bases Against						
9.131992	1.261983	Fewest Home Runs Allowed			1.18551994	1.262007								
131997	2.341984	1.51999	2.17912011	1.282018										
131999	3.481988	51996	3.17851986	2.282018										
132000	4.551987	51996	4.17761989	3.352019										
Innings Pitched	5.581996	3.62002	5.17462000	4.372008										
	6.611985	4.71993	6.17212005	5.382017										
	7.631992	71994	7.17112012	6.452014										
	8.651991	71997	8.17061995	7.512010										
	9.681989	71995	9.16841987	8.542009										
4.391.01986	10.741986	8.131998	10.16822004	9.592015										
5.380.01994		132000		10.612012										
6.376.12000	Strikeouts			10.142001	Putouts									
7.374.12005	1.3312019	Batters Faced			1.12422019	Most Caught Stealing By								
8.369.22012	2.2732009	1.19002011	2.12252011	1.222008										
9.367.21995	3.2602018	2.16902012	3.11901989	222014										
10.366.01997	2601986	3.16401989	4.11361994	3.212012										
Fewest Hits Allowed	5.2591999	4.15941995	5.11311986	4.192013										
	6.2542006	5.15782008	6.11292000	5.162016										
	7.2301996	6.15712019	7.11232005	162011										
	8.2232011	7.15561997	8.11082012	7.152010										
	9.2182005	8.15552015	9.11031995	8.142017										
4.2011986	10.2102008	9.15432013	10.10811997	142007										
5.2101985		10.15342010		142009										
6.2191996	Strikeouts Looking			Assists										
7.2231988	1.902019	Fewest Hit Batters			1.6301994	142015								
8.2461987	2.852018	1.41988	2.5691993											
9.2581991	3.722009	4.41992	3.5631986											
2581982	4.692011	4.41994	4.5621987											
	5.612017	4.41996	5.5432000											
	6.572013	5.51985	6.5332003											
	7.552007	7.51987	7.5321995											
	8.512012	7.61991	8.5312005											
	9.492010	61990	9.5302004											
	492008	61993	10.5262012											
		10.81999												

FOLLOW THE REDHAWKS AT GOSOUTHEAST.COM





RECORDS

ANNUAL LEADERS

Batting Average

1981	.355	Jayne Creek
1982	.287	Debbie Kennedy
1983	.211	Lori Alexander
1984	.383	Tracie Eudaley
1985	.313	Connie Simmons
1986	.367	Julie Hume
1987	.374	Pat McDonagh
1988	.301	Julie Hume
1989	.362	Lisa Foster
1990	.298	Ginger Hagler
1991	.319	Cathy Retherford
1992	.364	Karen Hudson
1993	.400	Shelley Trieb
1994	.359	Jodi Smith
1995	.399	Lisa Kraxner
1996	.388	Janis Swiderski
1997	.395	Kim Palmer
1998	.413	Kim Palmer
1999	.409	Jenny Oermann
2000	.321	Jenny Doebling
2001	.388	Renee Enos
2002	.312	Brooke Nett
2003	.333	Brooke Nett
2004	.331	Kelly Birk
2005	.343	Lindsay Pickering
2006	.364	Megan McDonald
2007	.333	Michelle Summers
2008	.406	Megan McDonald
2009	.341	Nicole Troncoso
2010	.345	Nicole Troncoso
2011	.386	Carmen Fowler
2012	.367	Evan Sallis
2013	.403	Alexis Anderson
2014	.424	Savannah Carpenter
2015	.389	Kayla Fortner
2016	.320	Claire Wernig
2017	.412	Rachel Anderson
2018	.373	Rachel Anderson
2019	.454	Rachel Anderson
2020	.480	Rachel Anderson

Slugging Percentage

1981	.579	Jayne Creek
1982	.456	Debbie Kennedy
1983	.268	Lori Alexander
1984	.467	Tracie Eudaley
1985	.379	Robin Keating
1986	.528	Pat McDonagh
1987	.448	Pat McDonagh
1988	.439	Julie Hume
1989	.462	Lisa Foster
1990	.484	Ginger Hagler
1991	.429	Karen Hudson
1992	.531	Karen Hudson
1993	.629	Shelley Trieb
1994	.536	Robyn Sitzes
1995	.619	Lisa Kraxner
1996	.570	Lisa Kraxner
1997	.622	Kim Palmer
1998	.776	Kim Palmer
1999	.553	Jenny Oermann
2000	.461	Jenny Doebling
2001	.545	Renee Enos
2002	.411	Dawn Piantino

2003	.496	Brooke Nett
2004	.458	Kelly Birk
2005	.593	Michelle Summers
2006	.582	Michelle Summers
2007	.667	Michelle Summers
2008	.691	Michelle Summers
2009	.486	Alex Ramirez
2010	.429	Nicole Troncoso
2011	.527	Shelby Kuryllo
2012	.470	Taylor Cowan
2013	.632	Alexis Anderson
2014	.656	Savannah Carpenter
2015	.832	Kayla Fortner
2016	.557	Haylee Krack
2017	.719	Rachel Anderson
2018	.547	Rachel Anderson
2019	.842	Rachel Anderson
2020	.880	Rachel Anderson

On-Base Percentage

1981	.383	Monica Buehrle
1982	.358	Debbie Kennedy
1983	.282	Lori Alexander
1984	.395	Tracie Eudaley
1985	.393	Pat McDonagh
1986	.410	Julie Hume
1987	.410	Pat McDonagh
1988	.342	Theresa Schulte
1989	.403	Lisa Foster
1990	.380	Sue Stulgo
1991	.364	Cathy Retherford
	.364	Karen Hudson
1992	.403	Karen Hudson
1993	.436	Shelley Trieb
1994	.404	Robyn Sitzes
1995	.453	Lisa Kraxner
1996	.420	Lisa Kraxner
1997	.439	Kim Palmer
1998	.479	Kim Palmer
1999	.458	Jenny Oermann
2000	.385	Jenny Doebling
2001	.436	Renee Enos
2002	.378	Courtney Eklund
2003	.420	Brooke Nett
2004	.403	Kelly Birk
2005	.419	Kelly Birk
2006	.410	Megan McDonald
2007	.440	Michelle Summers
2008	.472	Michelle Summers
2009	.456	Alex Ramirez
2010	.419	Melissa Walker
2011	.445	Carmen Fowler
2012	.405	Evan Sallis
2013	.434	Alexis Anderson
2014	.483	Savannah Carpenter
2015	.523	Kayla Fortner
2016	.392	Savannah Carpenter
2017	.483	Rachel Anderson
2018	.469	Rachel Anderson
2019	.551	Rachel Anderson
2020	.541	Rachel Anderson

At Bats

1981	110	Monica Buehrle
1982	166	Tina Revelle
1983	81	Twanda Moore
1984	107	Tracie Eudaley
1985	145	Robin Keating
1986	178	Pat McDonagh
1987	164	Tracie Eudaley
1988	136	Lisa Thornton
1989	176	Lisa Thornton
	176	Jackie Craig
1990	148	Karen Hudson
	148	Alice Marler
1991	159	Carol Chilton
1992	162	Karen Hudson
1993	142	Amy Evers
1994	183	Amy Evers
1995	169	Amy Evers
	169	Kelly Heatherington
1996	152	Janis Swiderski
1997	186	Chris Shetley
1998	176	Chris Shetley
1999	161	Ricki DeArmon
2000	181	Kelsey White
2001	147	Reagan Hamlin
2002	124	Dawn Piantino
2003	141	Kate Groden
2004	166	Kelly Birk
2005	182	Michelle Summers
2006	170	Michelle Summers
2007	159	Stacia Dopudja
2008	167	Jennifer Vasquez
2009	154	Renee Kertz
2010	168	Nicole Troncoso
2011	208	Evan Sallis
2012	188	Evan Sallis
2013	147	Kaitlin Zink
2014	125	Savannah Carpenter
2015	151	Taylor McDannold
	151	Lindsey Patterson
2016	169	Claire Wernig
2017	153	Rachel Anderson
2018	150	Rachel Anderson
2019	197	Mykaela Arellanes
2020	50	Rachel Anderson

Runs Scored

1981	21	Monica Buehrle
1982	20	Jo Ann Betts
1983	11	Kathy Rediger
1984	20	Lori Alexander
1985	23	Lori Alexander
	23	Pat McDonagh
	23	Pat McDonagh
1986	41	Pat McDonagh
1987	34	Pat McDonagh
1988	17	Theresa Schulte
1989	29	Lisa Foster
1990	26	Lisa Thornton
1991	37	Karen Hudson
1992	46	Karen Hudson
1993	25	Robyn Horace
	25	Gail Salger
	25	Gail Salger
1994	38	Amy Evers
1995	40	Kelly Heatherington
1996	37	Janis Swiderski

1997	41	Kim Palmer
1998	48	Kim Palmer
1999	29	Jenny Oermann
2000	32	Jenny Doebling
2001	31	Jenny Doebling
2002	22	Dawn Piantino
2003	23	Kate Gordon
2004	25	Suzi Lair
2005	47	Michelle Summers
2006	39	Michelle Summers
2007	36	Michelle Summers
2008	39	Michelle Summers
2009	25	Renee Kertz
2010	27	Shelby Stein
	27	Carmen Fowler
2011	43	Evan Sallis
2012	41	Evan Sallis
2013	27	Kaitlin Zink
	27	Alexis Anderson
2014	25	Haylee Krack
2015	42	Kayla Fortner
2016	32	Claire Wernig
2017	36	Mykaela Arellanes
2018	36	Rachel Anderson
2019	59	Mykaela Arellanes
2020	19	Rachel Anderson

Hits

1981	39	Monica Buehrle
1982	39	Tina Revelle
	39	Debbie Kennedy
1983	22	Linda Venable
1984	41	Tracie Eudaley
1985	43	Tracie Eudaley
1986	61	Pat McDonagh
1987	61	Pat McDonagh
1988	37	Julie Hume
1989	61	Sue Stulgo
1990	38	Alice Marler
	38	Sue Stulgo
1991	47	Andria Gaines
1992	59	Karen Hudson
1993	56	Shelley Trieb
1994	55	Gail Salger
1995	67	Lisa Kraxner
1996	59	Janis Swiderski
1997	68	Kim Palmer
1998	68	Jenny Oermann
1999	54	Jenny Oermann
2000	53	Kelsey White
	53	Jenny Doebling
2001	52	Renee Enos
2002	35	Dawn Piantino
2003	43	Brooke Nett
2004	55	Kelly Birk
2005	60	Michelle Summers
2006	55	Michelle Summers
	55	Megan McDonald
2007	52	Stacia Dopudja
2008	67	Megan McDonald
2009	46	Alex Ramirez
	46	Nicole Troncoso
2010	58	Nicole Troncoso
2011	73	Carmen Fowler
2012	69	Evan Sallis



ANNUAL LEADERS

RECORDS



2013	58	Alexis Anderson
2014	53	Savannah Carpenter
2015	54	Lindsey Patterson
2016	54	Claire Wernig
2017	63	Rachel Anderson
2018	56	Rachel Anderson
2019	83	Rachel Anderson
2020	24	Rachel Anderson

Runs Batted In

1981	25	Jayne Creek
1982	15	Becky Bollinger
	15	Debbie Kennedy
1983	12	Karen Watwood
1984	25	Christy Barks
1985	29	Linda Venable
1986	41	Tracie Eudaley
1987	38	Tracie Eudaley
1988	23	Julie Hume
1989	22	Theresa Schulte
1990	30	Alice Marler
1991	24	Alice Marler
1992	45	Karen Hudson
1993	46	Shelley Trieb
1994	26	Robin Sitzes
1995	43	Lisa Kraxner
1996	37	Lisa Kraxner
	37	Jodi Smith
1997	41	Kim Palmer
1998	44	Kim Palmer
1999	33	Renee Enos
2000	28	Courtney Eklund
2001	26	Jenny Doebling
2002	16	Reagan Hamlin
2003	24	Alana Bagby-Leonard
2004	20	Alana Bagby-Leonard
2005	31	Kelly Birk
2006	33	Michelle Summers
2007	40	Stacia Dopudja
2008	41	Megan McDonald
2009	27	Jennifer Vasquez
	27	Alex Ramirez
2010	25	Jennifer Vasquez
2011	48	Renee Kertz
2012	45	Renee Kertz
2013	28	Taylor Cowan
2014	29	Savannah Carpenter
2015	48	Kayla Fortner
2016	30	Savannah Carpenter
2017	33	Rachel Anderson
2018	37	Sarah Messex
2019	60	Ashley Ellis
2020	21	Ashley Ellis

Doubles

1981	5	Monica Buehrle
1982	6	Debbie Kennedy
	6	Becky Bollinger
1983	7	Kathy Rediger
1984	7	Tracie Eudaley
1985	4	Lori Alexander
1986	9	Tracie Eudaley
1987	7	Chris Wood
1988	6	Julie Hume
1989	10	Andria Gaines

1990	14	Alice Marler
1991	8	Shelley Trieb
1992	11	Karen Hudson
1993	18	Shelley Trieb
1994	9	Amy Evers
1995	15	Jodi Smith
1996	13	Jodi Smith
1997	17	Chris Shetley
1998	23	Chris Shetley
1999	10	Anne Trieb
2000	14	Jenny Doebling
2001	10	Renee Enos
2002	10	Courtney Eklund
	10	Dawn Piantino
2003	8	Brooke Nett
2004	18	Kelly Birk
2005	16	Michelle Summers
2006	13	Stephanie Huffman
2007	11	Stacia Dopudja
2008	15	Megan McDonald
2009	11	Carmen Fowler
2010	9	Nicole Troncoso
2011	12	Taylor Cowan
	12	Carmen Fowler
2012	12	Lindsey Patterson
2013	9	Taylor Cowan
	9	Kaitlin Zink
2014	9	Savannah Carpenter
2015	10	Kayla Fortner
2016	12	Harli Wheeler
2017	10	Rachel Anderson
2018	11	Rachel Anderson
2019	12	Rachel Anderson
2020	5	Rachel Anderson

Triples

1981	10	Jayne Creek
1982	7	Debbie Kennedy
1983	4	Kathy Rediger
1984	4	Kathy Rediger
	4	Lisa Bean
1985	3	Tracie Eudaley
	3	Lori Alexander
1986	7	Julie Hume
	7	Robin Keating
1987	4	Chris Wood
1988	4	Theresa Schulte
	4	Julie Hume
1989	3	Karen Hudson
1990	4	Ginger Hagler
1991	5	Ginger Hagler
1992	4	Traci Wren
	4	Robin Sitzes
1993	4	Lesley Mueller
1994	5	Lesley Mueller
1995	7	Lisa Kraxner
1996	4	Janis Swiderski
	4	Lisa Kraxner
1997	7	Kim Palmer
1998	2	Chris Shetley
	2	Jenny Oermann
1999	5	Kelsey White
2000	7	Kelsey White
2001	4	Jenny Doebling
2002	2	Christine Knobbe

2003	2	Brooke Nett
	2	Kelly Birk
2004	2	Lindsay Pickering
2005	3	Stephanie Mata
2006	2	Lindsay Pickering
2007	1	Michelle Summers
	1	Lindsay Pickering
2008	1	Carmen Fowler
	1	Whitney Dupuis
2009	2	Jennifer Vasquez
2010	2	Carmen Fowler
2011	3	Carmen Fowler
2012	3	Evan Sallis
2013	2	Lindsey Patterson
2014	1	Savannah Carpenter
2015	2	Shelby Eccles
2016	3	Harli Wheeler
2017	8	Rachel Anderson
2018	6	Rachel Anderson
2019	10	Rachel Anderson
2020	5	Rachel Anderson

Home Runs

1981	5	Debbie Kennedy
1982	2	Kathy Rediger
1983	2	Karen Watwood
	2	Linda Venable
1984	2	Christy Barks
1985	2	Connie Simmons
	2	Robin Keating
1986	6	Pat McDonagh
1987	3	Kelly Nelis
1988	1	Andria Gaines
	1	Julie Hume
	1	Mimi Trouy
1989	3	Jackie Craig
1990	3	Ginger Hagler
1991	2	Karen Hudson
1992	4	Karen Hudson
1993	5	Traci Wren
1994	6	Robyn Sitzes
1995	3	Lisa Kraxner
	3	Jodi Smith
1996	4	Kim Palmer
	4	Lisa Kraxner
1997	5	Chris Shetley
	5	Kim Palmer
1998	11	Kim Palmer
1999	3	Jenny Oermann
2000	3	Courtney Eklund
	3	Renee Enos
2001	4	Jenny Doebling
2002	2	Dawn Piantino
	2	Reagan Hamlin
	2	Jennifer Cobin
	2	Jamie Birk
2003	6	Alana Bagby-Leonard
2004	3	Alana Bagby-Leonard
2005	10	Michelle Summers
2006	11	Michelle Summers
2007	14	Michelle Summers
2008	13	Michelle Summers
2009	6	Alex Ramirez
2010	3	Carmen Fowler
2011	9	Shelby Kuryllo

2012	6	Renee Kertz
2013	9	Simone Patterson
2014	10	Haylee Krack
2015	16	Kayla Fortner
2016	8	Haylee Krack
2017	7	Rachel Anderson
2018	8	Sarah Messex
2019	17	Ashley Ellis
2020	8	Ashley Ellis

Total Bases

1981	62	Jayne Creek
1982	62	Debbie Kennedy
1983	37	Kathy Rediger
1984	50	Tracie Eudaley
1985	55	Robin Keating
1986	94	Pat McDonagh
1987	73	Pat McDonagh
1988	54	Julie Hume
1989	65	Sue Stulgo
1990	60	Ginger Hagler
	60	Alice Marler
1991	63	Karen Hudson
1992	86	Karen Hudson
1993	88	Shelley Trieb
1994	67	Robyn Sitzes
	67	Gail Salger
1995	104	Lisa Kraxner
1996	85	Lisa Kraxner
1997	107	Kim Palmer
1998	111	Kim Palmer
1999	73	Jenny Oermann
2000	82	Kelsey White
2001	73	Renee Enos
2002	51	Dawn Piantino
2003	64	Brooke Nett
2004	76	Kelly Birk
2005	108	Michelle Summers
2006	99	Michelle Summers
2007	102	Michelle Summers
2008	114	Michelle Summers
2009	67	Alex Ramirez
2010	72	Nicole Troncoso
2011	97	Carmen Fowler
2012	85	Taylor Cowan
2013	91	Alexis Anderson
2014	82	Savannah Carpenter
2015	109	Kayla Fortner
2016	67	Danielle Turner
2017	110	Rachel Anderson
2018	82	Rachel Anderson
2019	154	Rachel Anderson
2020	44	Rachel Anderson

Walks

1981	11	Kathy Rediger
1982	16	Becky Bollinger
1983	7	Kathy Rediger
	7	Lori Alexander
1984	12	Karen Watwood
	12	Linda Venable
1985	27	Kathy Blair
1986	19	Pat McDonagh
1987	15	Connie Simmons
1988	12	Theresa Schulte





RECORDS

ANNUAL LEADERS

1989	29	Karen Hudson
1990	18	Sue Stulgo
1991	17	Shelley Trieb
1992	16	Alice Marler
	16	Robyn Horace
1993	14	Robyn Horace
1994	20	Shelley Trieb
	20	Julie Davis
	20	Amy Evers
1995	25	Kelly Heatherington
1996	20	Jodi Smith
1997	19	Tami Hebert
1998	24	Tami Hebert
1999	24	Tami Hebert
2000	17	Jenny Doehring
2001	17	Jenny Doehring
2002	16	Courtney Eklund
	16	Dawn Piantino
2003	19	Amy Murphy
2004	20	Suzi Lair
2005	28	Kelly Birk
2006	19	Charlene Ramirez
2007	24	Michelle Summers
2008	25	Alex Ramirez
2009	29	Alex Ramirez
2010	28	Alex Ramirez
2011	23	Carmen Fowler
	23	Renee Kertz
2012	18	Lindsey Patterson
2013	19	Lindsey Patterson
2014	19	Haylee Krack
2015	37	Kayla Fortner
2016	34	Sarah Messex
2017	22	Mykaela Arellanes
2018	25	Rachel Anderson
2019	35	Rachel Anderson
2020	11	Ashley Ellis

Hit By Pitch

1981	1	Tami Branson
	1	Debbie Schill
1982	1	Becky Bollinger
	1	Sherry Hamilton
	1	Kathy Rediger
1985	1	Lori Alexander
	1	Tracie Eudaley
	1	Twanda Moore
1986	5	Kelly Nelis
1987	3	Kelly Nelis
1988	1	Kathy Knaup
1989	2	Lisa Thornton
1990	4	Sue Stulgo
1991	2	Cathy Retherford
1992	3	Julie Davis
1993	2	Kim Staffey
1994	2	Julie Davis
	2	Robyn Sitzes
	2	Shelley Trieb
1995	8	Julie Davis
1996	2	Kelly Heatherington
	2	Lisa Kraxner
	2	Karen Noel
	2	Janis Swiderski
1997	8	Chris Shetley
1998	3	Chris Shetley

1999	5	Anne Trieb
2000	7	Brooke Nett
2001	14	Brooke Nett
2002	4	Brooke Nett
2003	10	Brooke Nett
2004	9	Victoria Torrez
2005	6	Victoria Torrez
2006	4	Michelle Summers
	4	Stephanie Huffman
2007	5	Michelle Summers
2008	10	Michelle Summers
2009	4	Elise Sperakos
2010	8	Shelby Stein
2011	7	Shelby Stein
2012	8	Lindsey Patterson
2013	6	Lindsey Patterson
2014	6	Jamie Woodworth
2015	3	Meaghan Touchette
	3	Lindsey Patterson
2016	10	Haylee Krack
2017	4	Claudia Gallo
	4	Darby Pruett
2018	9	Sarah Messex
2019	17	Claudia Gallo
2020	6	Kaylee Anderson

Strikeouts

1981	11	Kathy Rediger
1982	17	Kathy Rediger
1983	14	Lisa Bean
1984	22	Lisa Bean
1985	21	Pat McDonagh
1986	17	Julie Hume
1987	13	Kelly Nelis
	13	Chris Wood
1988	9	Ann Dooley
1989	13	Karen Hudson
1990	20	Tracy Bione
1991	26	Carol Chilton
1992	21	Julie Lehmbeck
	21	Robyn Sitzes
	21	Kim Staffey
1993	27	Traci Wren
1994	19	Traci Wren
1995	25	Jodi Smith
1996	25	Kim Palmer
1997	23	Josie Earnest
1998	28	Kim Palmer
1999	24	Courtney Eklund
	24	Tami Hebert
2000	42	Courtney Eklund
2001	29	Reagan Hamlin
2002	28	Reagan Hamlin
2003	25	Alana Bagby-Leonard
2004	31	Lindsay Pickering
2005	40	Megan McDonald
2006	45	Lauren Bradley
2007	41	Stacia Dopudja
2008	26	Stacia Dopudja
2009	37	Shelby Stein
2010	45	Shelby Stein
2011	54	Kaitlin Zink
2012	29	Kaitlin Zink
2013	31	Kaitlin Zink
2014	31	Leah Duffe

2015	20	Meaghan Touchette
2016	28	Sarah Messex
	28	Darby Pruett
2017	34	Darby Pruett
2018	42	Ashley Ellis
2019	41	Ashley Ellis
2020	11	Addison Barnouski
	11	Claudia Gallo

Sacrifice Flies

1984	3	Lisa Bean
	3	Tracie Eudaley
	3	Christy Barks
1985	5	Linda Venable
1986	4	Connie Simmons
1987	1	Kelly Nelis
	1	Dina Doolen
	1	Tracie Eudaley
1988	1	Ann Dooley
1989	3	Theresa Schulte
1991	3	Cathy Retherford
1992	2	Karen Hudson
1993	4	Shelley Trieb
1994	6	Kim Staffey
1995	4	Lisa Kraxner
	4	Jodi Smith
1996	3	Jodi Smith
	3	Janis Swiderski
1997	1	Kim Palmer
	1	Melissa Thornton
	1	Michelle Frank
1998	3	Tami Hebert
1999	1	Renee Enos
	1	Tami Hebert
	1	Joanna Hicks
	1	Michelle Frank
	1	Courtney Eklund
2000	3	Renee Enos
2001	2	Renee Enos
	2	Erica Bonilla
	2	Kemi Rampi
2002	1	Brooke Nett
	1	Reagan Hamlin
	1	Dawn Piantino
2003	2	Kate Groden
2004	2	Suzi Lair
2005	3	Megan McDonald
2006	3	Jennifer Monaghan
2007	2	Katie Otterness
2008	2	Lauren Bradley
2009	1	Alex Ramirez
	1	Lauren Bradley
	1	Jennifer Vasquez
2010	2	Jennifer Vasquez
	2	Nicole Troncoso
2011	5	Carmen Fowler
2012	3	Renee Kertz
	3	Brittany Smith
2013	1	Taylor Cowan
	1	Simone Patterson
	1	Xia Wilson
	1	Jamie Woodworth
2014	2	Meaghan Touchette
	2	Savannah Carpenter
2015	2	Kayla Fortner

2016	2	Savannah Carpenter
	2	Danielle Turner
	2	Darby Pruett
	2	Riley Hayes
	2	Savannah Carpenter
2017	3	Parker Bandy
2018	4	Abby Tillotson
2019	3	Ashley Ellis
2020	2	Rachel Anderson
	2	Claudia Gallo

Sacrifice Hits

1981	7	Jayne Creek
	7	Margaret Schelich
1982	7	Jo Ann Betts
1984	3	Twanda Moore
	3	Karen Watwood
1985	6	Tracie Eudaley
	6	Carolyn Geile
	6	Linda Venable
1986	13	Linda Venable
	13	Kelly Nelis
1987	14	Kelly Nelis
1988	9	Julie Hume
1989	13	Sue Stulgo
1990	10	Lisa Thornton
1991	21	Alice Marler
1992	23	Robyn Horace
1993	16	Robyn Horace
1994	19	Lesley Mueller
1995	15	Amy Evers
1996	15	Kelly Heatherington
1997	15	Jenny Oermann
1998	9	Tami Hebert
1999	8	Joanna Hicks
2000	7	Brooke Nett
2001	9	Kemi Rampi
2002	7	Kemi Rampi
2003	9	Kate Groden
2004	12	Amy Murphy
	12	Victoria Torrez
2005	11	Victoria Torrez
2006	15	Charlene Ramirez
2007	9	Stephanie Mata
2008	8	Jennifer Vasquez
2009	9	Elise Sperakos
2010	9	Shelby Stein
2011	8	Kaitlin Zink
	8	Shelby Kuryllo
2012	8	Evan Sallis
2013	8	Xia Wilson
2014	9	Chelsea Smith
2015	5	India Davis
2016	8	Harli Wheeler
2017	6	Brooke Rheinecker
2018	8	Brooke Rheinecker
2019	5	Rachael Donald
2020	2	Kaylee Anderson
	2	Claudia Gallo



ANNUAL LEADERS

RECORDS



Stolen Bases

1981	5	Jo Ann Betts
1982	7	Tina Revelle
	7	Debbie Kennedy
1983	12	Twanda Moore
1984	13	Twanda Moore
1985	13	Pat McDonagh
1986	13	Pat McDonagh
1987	17	Pat McDonagh
1988	10	Lisa Thornton
1989	28	Lisa Thornton
1990	31	Lisa Thornton
1991	12	Carol Chilton
1992	32	Julie Lehmbeck
1993	30	Julie Davis
1994	13	Amy Evers
1995	6	Erin Frazier
1996	11	Erin Frazier
1997	14	Kim Palmer
1998	13	Michelle Frank
1999	9	Ricki DeArmon
2000	11	Kelsey White
2001	7	Brooke Nett
2002	9	Michelle Lunsford
2003	4	Stacey Declue
	4	Amy Murphy
2004	3	Stephanie Mata
2005	6	Callie Brittan
2006	5	Lindsay Pickering
2007	5	Stephanie Mata
2008	4	Carmen Fowler
2009	4	Shelby Stein
2010	5	Melissa Walker
2011	20	Cheyenne Gipson
2012	22	Evan Sallis
2013	18	Kaitlin Zink
2014	8	Nicole Deering
2015	10	India Davis
2016	14	Harli Wheeler
2017	16	Mykaela Arellanes
2018	15	Rachel Anderson
2019	23	Rachel Anderson
2020	9	Radhel Anderson

Earned Run Average

1981	1.01	Carol Heitman
1982	2.96	Kathy Williams
1983	0.81	Kenda Webb
1984	0.59	Tracie Eudaley
1985	0.36	Tracie Eudaley
1986	0.33	Tracie Eudaley
1987	0.50	Tracie Eudaley
1988	0.62	Beth Russell
1989	1.27	Missy Sanges
1990	0.69	Missy Sanges
1991	0.77	Alice Marler
1992	1.14	Melanie Thompson
1993	1.34	Amy Johannsen
1994	1.20	Nikki Mortimer
1995	1.66	Sara Reichert
1996	0.91	Chris Engelhardt
1997	1.35	Chris Engelhardt
1998	1.43	Debbie Schmelz
1999	1.35	Chris Engelhardt
2000	1.69	Jenny Doehring

2001	2.36	Jenny Doehring
2002	2.58	Kristen King
2003	2.44	Jessica Hunter
2004	2.09	Kelly Birk
2005	1.69	Elaine Fisher
2006	1.88	Elaine Fisher
2007	2.87	Elaine Fisher
2008	2.75	Elaine Fisher
2009	2.42	Giana Zimmerman
2010	3.79	Stefanie Barnes
2011	2.99	Alora Marble
2012	2.64	Alora Marble
2013	4.18	Taylor Cowan
2014	4.41	Hannah Durham
2015	4.00	Madeline Krumrey
2016	3.64	Madeline Krumrey
2017	2.38	Madeline Krumrey
2018	2.04	Haley Thogmartin
2019	1.78	Haley Thogmartin
2020	0.70	Rachel Rook

Innings Pitched

1981	76.2	Linda Ridgely
1982	206.0	Kathy Williams
1983	78.0	Kenda Webb
1984	130.0	Tracie Eudaley
1985	212.1	Tracie Eudaley
1986	234.0	Tracie Eudaley
1987	211.1	Tracie Eudaley
1988	157.0	Beth Russell
1989	214.0	Shelle Wadsworth
1990	178.0	Alice Marler
1991	263.0	Alice Marler
1992	160.0	Alice Marler
1993	136.0	Amy Johannsen
1994	151.1	Nikki Mortimer
1995	143.0	Sara Reichert
1996	120.1	Sara Reichert
1997	150.0	Debbie Schmelz
1998	167.0	Debbie Schmelz
1999	166.2	Debbie Schmelz
2000	160.1	Renee Mueller
2001	160.1	Jenny Doehring
2002	117.0	Kelly Birk
2003	106.1	Jessica Hunter
2004	149.1	Amy Fahnestock
2005	191.2	Amy Fahnestock
2006	197.2	Elaine Fisher
2007	227.0	Elaine Fisher
2008	234.1	Elaine Fisher
2009	185.0	Giana Zimmerman
2010	179.0	Stefanie Barnes
2011	159.1	Alora Marble
2012	206.2	Alora Marble
2013	176.0	Taylor Cowan
2014	103.0	Keaira Schilling
2015	176.2	Madeline Krumrey
2016	138.1	Madeline Krumrey
2017	141.0	Madeline Krumrey
2018	146.2	Madeline Krumrey
2019	177.0	Haley Thogmartin
2020	40.0	Rachel Rook

Hits Allowed

1981	57	Linda Ridgely
1982	164	Kathy Williams
1983	45	Kenda Webb
1984	80	Tracie Eudaley
1985	124	Tracie Eudaley
1986	99	Beth Russell
1987	136	Tracie Eudaley
1988	116	Beth Russell
1989	172	Shelle Wadsworth
1990	159	Alice Marler
1991	188	Alice Marler
1992	141	Alice Marler
1993	113	Amy Johannsen
1994	114	Nikki Mortimer
1995	131	Nikki Mortimer
1996	88	Sara Reichert
1997	141	Debbie Schmelz
1998	124	Debbie Schmelz
1999	155	Debbie Schmelz
2000	191	Renee Mueller
2001	170	Kristen King
2002	126	Kelly Birk
2003	130	Jessica Hunter
2004	140	Amy Fahnestock
2005	182	Amy Fahnestock
2006	193	Elaine Fisher
2007	258	Elaine Fisher
2008	246	Elaine Fisher
2009	148	Giana Zimmerman
2010	202	Whitney Dupuis
2011	169	Alora Marble
2012	216	Alora Marble
2013	205	Taylor Cowan
2014	137	Keaira Schilling
2015	218	Madeline Krumrey
2016	154	Madeline Krumrey
2017	149	Madeline Krumrey
2018	160	Madeline Krumrey
2019	158	Haley Thogmartin
2020	31	Paytience Holman

Runs Allowed

1981	36	Kathy Williams
1982	112	Kathy Williams
1983	20	Jeanette Vogt
1984	31	Tracie Eudaley
1985	57	Tracie Eudaley
1986	55	Beth Russell
1987	42	Beth Russell
1988	50	Beth Russell
1989	76	Shelle Wadsworth
1990	64	Alice Marler
1991	67	Alice Marler
1992	70	Alice Marler
1993	56	Lori Neely
1994	50	Amy Johannsen
1995	66	Nikki Mortimer
1996	27	Debbie Schmelz
1997	58	Debbie Schmelz
	58	Sara Reichert
1998	66	Chris Engelhardt
1999	63	Debbie Schmelz
2000	89	Renee Mueller
2001	88	Kristen King

2002	67	Kelly Birk
2003	83	Kelly Birk
2004	87	Amy Fahnestock
2005	94	Amy Fahnestock
2006	80	Stephanie Huffman
2007	145	Elaine Fisher
2008	131	Elaine Fisher
2009	86	Giana Zimmerman
2010	133	Stefanie Barnes
2011	93	Alora Marble
2012	108	Alora Marble
2013	146	Taylor Cowan
2014	97	Keaira Schilling
2015	122	Madeline Krumrey
2016	94	Madeline Krumrey
2017	69	Alexis Estes
2018	88	Madeline Krumrey
2019	67	Haley Thogmartin
2020	17	Paytience Holman

Earned Runs Allowed

1981	19	Linda Ridgely
1982	87	Kathy Williams
1983	9	Kenda Webb
	9	Jeanette Vogt
1984	12	Jeanette Vogt
1985	11	Tracie Eudaley
1986	16	Beth Russell
1987	20	Beth Russell
1988	17	Shelle Wadsworth
1989	45	Shelle Wadsworth
1990	31	Alice Marler
1991	29	Alice Marler
1992	45	Alice Marler
1993	42	Lori Neely
1994	30	Amy Johannsen
1995	47	Nikki Mortimer
1996	21	Debbie Schmelz
1997	50	Sara Reichert
1998	49	Chris Engelhardt
1999	46	Debbie Schmelz
2000	60	Renee Mueller
2001	60	Kristen King
2002	46	Rachel Van Fleet
2003	55	Kelly Birk
2004	62	Amy Fahnestock
2005	66	Amy Fahnestock
2006	66	Stephanie Huffman
2007	93	Elaine Fisher
2008	92	Elaine Fisher
2009	66	Whitney Dupuis
2010	100	Whitney Dupuis
2011	79	Shea Cothren
2012	78	Alora Marble
2013	105	Taylor Cowan
2014	86	Keaira Schilling
2015	101	Madeline Krumrey
2016	72	Madeline Krumrey
2017	56	Alexis Estes
2018	79	Madeline Krumrey
2019	45	Haley Thogmartin
2020	12	Paytience Holman

* 2020 Season shortened to 17 games due to COVID-19 pandemic.





RECORDS

COACHING HISTORY

Year	Head Coach	Overall Record	Conference Record	Conference Finish	Postseason
1977	Marge Mates	6-6	-	-	-
1978	Marge Mates	7-8	-	-	-
1979	Marge Mates	9-9	-	-	-
1980	Marge Mates	21-18	-	-	-
1981	Marge Mates	22-14-1	-	-	-
Career Record		65-55-1 (.537)			
1982	Brenda Buckner	21-28	3-1/MIAA	-	-
Career Record		21-28 (.429)			
MIAA Record		3-1 (.780)			
1983	Lana Richmond	13-10	3-3/MIAA	-	-
1984	Lana Richmond	25-8	8-2/MIAA	-	-
1985	Lana Richmond	32-17	9-2/MIAA	-	-
1986	Lana Richmond	40-16	13-5/MIAA	-	NCAA South Regional
1987	Lana Richmond	39-13	9-3/MIAA	-	NCAA Central Regional
1988	Lana Richmond	21-20	4-8/MIAA	-	-
1989	Lana Richmond	37-21	6-2/MIAA	-	NCAA South Regional
1990	Lana Richmond	28-21	5-5/MIAA	-	-
1991	Lana Richmond	38-14	11-4/MIAA	-	NCAA Final Four
1992	Lana Richmond	35-18	-	-	-
1993	Lana Richmond	30-19	-	-	-
1994	Lana Richmond	36-22	17-9/OVC	3rd	OVC Tournament Champions
1995	Lana Richmond	38-20	22-4/OVC	1st *	OVC Tournament Champions
1996	Lana Richmond	39-9	22-2/OVC	1st *	OVC Tournament Champions
1997	Lana Richmond	33-23-1	20-5/OVC	1st *	OVC Tournament Champions
1998	Lana Richmond	38-13-1	16-2/OVC	1st *	OVC Tournament Champions
1999	Lana Richmond	31-17	16-2/OVC	1st *	OVC Tournament Champions
					NCAA Regional (Tucson, Ariz.)
2000	Lana Richmond	31-24	17-7/OVC	3rd	OVC Tournament
2001	Lana Richmond	25-25	16-5/OVC	2nd	OVC Tournament
2002	Lana Richmond	14-27	9-12/OVC	5th	OVC Tournament
2003	Lana Richmond	18-29	11-9/OVC	4th	OVC Tournament
2004	Lana Richmond	16-36	10-14/OVC	6th	OVC Tournament
2005	Lana Richmond	27-28	13-14/OVC	5th	OVC Tournament
2006	Lana Richmond	28-24	14-13/OVC	5th	OVC Tournament
2007	Lana Richmond	20-29	11-16/OVC	8th	-
2008	Lana Richmond	24-28	11-16/OVC	8th	-
2009	Lana Richmond	29-21	16-8/OVC	2nd	OVC Tournament
2010	Lana Richmond	17-31	6-17/OVC	10th	-
2011	Lana Richmond	31-31	17-12/OVC	5th	OVC Tournament
2012	Lana Richmond	25-30	13-16/OVC	7th	-
2013	Lana Richmond	15-33	6-18/OVC	10th	-
2014	Lana Richmond	11-34	3-20/OVC	12th	-
Career Record		884-710-2 (.554)			
OVC Record		286-221 (.564)			
MIAA Record		68-34 (.667)			
2015	Mark Redburn	19-27	12-12/OVC	7th	OVC Tournament
2016	Mark Redburn	16-33	10-17/OVC	10th	-
2017	Mark Redburn	23-27	8-14/OVC	9th	-
2018	Mark Redburn	33-20	15-7/OVC	4th	OVC Tournament
2019	Mark Redburn	46-18	17-5/OVC	1st *	OVC Tournament Champions
					NCAA Regional (Oxford, Miss.)
2020 ^	Mark Redburn	12-5	Season cancelled due to COVID-19 pandemic		
SEMO Record		149-130 (.534)			
OVC Record		62-55 (.530)			
Division I Record		239-305 (.439)			
Career Record		363-379 (.489)			

* - Denotes OVC Regular-Season Championship

Head Coach Records

Marge Mates (1877-81)	66-55-1
Brenda Buckner (1982)	21-28
Lana Richmond (1983-2014)	884-710-2
Mark Redburn (2015-present)	149-130

Assistant Coaches

Hallie Blackney.....	2012	Karen Hudson.....	1995
Kerri Blaylock (Grad. Assistant).....	1989	Kristen Jones.....	2016-pr.
Samantha Buckner.....	2010	Joel Kaden.....	2000-01
Aubrie Carmack.....	2017-18	Stephanie Mata.....	2013-14
Mike Clark.....	1978-81	Killian Roessner.....	2011-12
Michelle Cobb.....	1977	Suzanne Scheef.....	1996-97
Jeff Dabney.....	2009-10	Joe Scherer.....	1982
Debbie Dever.....	1983	Kerry Shaw.....	2015
Elizabeth Economon.....	2011	Jeannine Soncini.....	2004-08
Renee Enos.....	2002-03	Michelle Summers.....	2009
Judy Favor (Grad. Assistant).....	1991-92	Billy Underwood.....	2002
Buddy Foster.....	1998-99	Linda Venable (Grad. Assistant).....	1988
Cindy Gannon.....	1986-89	Carrie Weygandt.....	1994
Bill Graham.....	2019	Sarah Willis.....	2013-14
Matthew Guemmer.....	2020-pr.	Stephanie Winter.....	2015-16
Tami Hebert.....	2003		

Softball By The Numbers

Total Years.....	44	Most OVC Losses in a Season.....	20 (2014)
All-Time Record.....	1,120-823-3	Fewest OVC Losses in a Season.....	2
NCAA Division I Era (Yrs.).....	1992-pr. (29)	(1996, 1998, 1999)	
NCAA Division II Era (Yrs.).....	1977-91 (15)	Longest OVC Winning Streak.....	21 games
NCAA Division I Record.....	760-700-2 (.521)	(Mar. 23-Apr. 27, 1996)	
Most Wins in a Season D-I Era.....	46 (2019)	Longest OVC Losing Streak.....	16 games
NCAA Division II Record.....	360-223-1 (.617)	(Mar. 30-May 3, 2014)	
Most Wins in a Season D-II Era.....	40 (1986)	OVC Regular-Season Titles.....	6
30+ Win Seasons.....	17	(1995, 1996, 1997, 1998, 1999, 2019)	
(1985, 1986, 1987, 1989, 1991, 1992, 1993,		OVC Tournament Titles.....	6
1994, 1995, 1996, 1997, 1998, 1999, 2000,		(1994, 1996, 1997, 1998, 1999, 2019)	
2011, 2018, 2019)		OVC Tournament Appearances.....	18
40-Win Seasons.....	2 (1986, 2019)	(1994, 1995, 1996, 1997, 1998, 1999, 2000,	
Most Wins in a Season.....	46 (2019)	2001, 2002, 2003, 2004, 2005, 2006,	
Fewest Wins in a Season.....	6 (1977)	2009, 2011, 2015, 2018, 2019)	
Most Losses in a Season.....	36 (2004)	OVC Tournament Record.....	43-28
Fewest Losses in a Season.....	6 (1977)	MIAA Record.....	71-35 (.670)
Winning Seasons.....	25	MIAA Titles.....	1 (1991)
Consecutive Winning Seasons.....	12	Most MIAA Wins in a Season.....	13 (1986)
(1989-2000)		Fewest MIAA Wins in a Season.....	3
Consecutive Losing Seasons.....	6	(1982, 1983)	
(2012-2017)		Most MIAA Losses in a Season.....	8 (1988)
Longest Winning Streak.....	32 games	Fewest MIAA Losses in a Season.....	1 (1982)
(Mar. 10-Apr. 18, 1996)		NCAA Division I Tournament App.....	2
Longest Losing Streak.....	13 games	(1999, 2019)	
(Mar. 30-Apr. 23, 2014)		NCAA Division II Tourney Record.....	2-4
OVC Record.....	348-276 (.558)	NCAA Division II Tourney App.....	4
OVC Winning Seasons.....	14	(1986, 1987, 1989, 1991. Advanced to	
Most OVC Wins in a Season.....	22	finals in 1991)	
(1995, 1996)		NCAA Division II Tourney Record.....	6-8
Fewest OVC Wins in a Season.....	3 (2014)		



MISCELLANEOUS

RECORDS



Year-by-Year Division II

Records

	Overall		
1977	6-6	-	-
1978	7-8	-	-
1979	9-9	-	-
1980	21-18	-	-
1981	22-14-1	-	-
1982	21-28	3-1	MIAA
1983	13-10	3-3	MIAA
1984	25-8	8-2	MIAA
1985	32-17	9-2	MIAA
1986	40-16	13-5	MIAA
1987	39-13	9-3	MIAA
1988	21-20	4-8	MIAA
1989	37-21	6-2	MIAA
1990	28-21	5-5	MIAA
1991	38-14	11-4	MIAA

Year-by-Year Division I

Records

	Overall	OVC	Finish
1992	35-18	-	-
1993	30-19	-	-
1994	36-22	17-9	3rd
1995	38-20	22-4	1st
1996	39-9	22-2	1st
1997	33-23-1	20-5	1st
1998	38-13-1	16-2	1st
1999	31-17	16-2	1st
2000	31-24	17-7	3rd
2001	25-25	16-5	2nd
2002	14-27	9-12	5th
2003	18-29	11-9	4th
2004	16-36	10-14	6th
2005	27-28	13-14	5th
2006	28-24	14-13	5th
2007	20-29	11-16	8th
2008	24-28	11-16	8th
2009	29-21	16-8	2nd
2010	17-31	6-17	10th
2011	31-30	17-12	5th
2012	25-30	13-16	7th
2013	15-33	6-18	10th
2014	11-34	3-20	12th
2015	19-27	12-12	7th
2016	16-33	10-17	10th
2017	23-27	8-14	9th
2018	33-20	15-7	4th
2019	46-18	17-5	t1st
2020 ^	12-5	-	-

^ - Cancelled due to COVID-19

NCAA Tournament Records

1986	0-2
1987	1-2
1989	2-2
1991	3-2
1999	1-2
Total	7-10

OVC Tournament Records

1994	4-0	1st
1995	1-2	-
1996	4-1	1st
1997	4-1	1st
1998	4-1	1st
1999	4-0	1st
2000	3-2	2nd
2001	1-2	-
2002	1-2	-
2003	3-2	-
2004	1-2	-
2005	2-2	-
2006	1-2	-
2009	2-2	-
2011	4-2	2nd

2015	0-2	-	vs. #6	5-3
2018	0-2	-	vs. #7	1-0
2019	4-1	1st	vs. #8	4-1
Total	43-28			

OVC Tournament Records

by Seed

	Year(s)
#1	21-6 '95, '96, '97, '98, '99, '19
#2	3-4 '01, '09
#3	7-2 '94, 2000
#4	3-4 '03, '18
#5	8-8 '02, '05, '06, '11
#6	1-2 '04
#7	0-2 '15

OVC Tournament Records

vs. Seed

vs. #1	2-6
vs. #2	8-7
vs. #3	5-3
vs. #4	9-5
vs. #5	9-3

OVC Regular-Season Titles

Head Coach

1995	Lana Richmond
1996	Lana Richmond
1997	Lana Richmond
1998	Lana Richmond
1999	Lana Richmond
2019	Mark Redburn

OVC Tournament Titles

Head Coach

1994	Lana Richmond
1996	Lana Richmond
1997	Lana Richmond
1998	Lana Richmond
1999	Lana Richmond
2019	Mark Redburn



Rachel Anderson was named the 2017 Ohio Valley Conference Freshman of the Year and the 2019 OVC Player of the Year.



Mark Redburn led the Redhawks to a program record 46 wins, OVC regular-season and tournament titles, and an NCAA Regional appearance in 2019. Redburn was named OVC Coach of the Year that season.

OVC TOURNAMENT CHAMPIONS • 1994 • 1996 • 1997 • 1998 • 1999 • 2019 // NCAA TOURNAMENT • 1999 • 2019

FOLLOW THE REDHAWKS AT GOSOUTHEAST.COM





RECORDS

2019 NCAA REGIONAL



OVC CHAMPIONS • 1995 • 1996 • 1997 • 1998 • 1999 • 2019





OVC Tournament Appearances

1994 (at Austin Peay)*

#3 SE Missouri 3, #6 Austin Peay 0
#3 SE Missouri 12, #7 Morehead State 0
#3 SE Missouri 9, #5 Eastern Kentucky 2
#3 SE Missouri 3, #2 Middle Tennessee 2

1995 (at Eastern Kentucky)

#1 SE Missouri - bye
#1 SE Missouri 3, #4 Eastern Kentucky 2
#2 Tennessee Tech 8, #1 SE Missouri 2
#4 Eastern Kentucky 2, #1 SE Missouri 0

1996 (at Middle Tennessee)*

#1 SE Missouri 8, #8 Tennessee State 0
#1 SE Missouri 1, #4 UT Martin 0
#1 SE Missouri 3, #2 Middle Tennessee 1
#5 Tennessee Tech 4, #1 SE Missouri 3
#1 SE Missouri 5, #5 Tennessee Tech 1

1997 (at Morehead State)*

#1 SE Missouri 2, #8 Austin Peay 1
#1 SE Missouri 2, #4 UT Martin 1
#1 SE Missouri 2, #2 Tennessee Tech 0
#3 Eastern Illinois 5, #1 SE Missouri 1
#1 SE Missouri 12, #3 Eastern Illinois 2

1998 (at Southeast Missouri)*

#1 SE Missouri 8, #8 Austin Peay 2
#1 SE Missouri 8, #5 Tennessee Tech 2
#1 SE Missouri 3, #6 Eastern Illinois 2
#6 Eastern Illinois 2, #1 SE Missouri 1
#1 SE Missouri 13, #6 Eastern Illinois 4

1999 (at UT Martin)*

#1 SE Missouri 5, #8 UT Martin 0
#1 SE Missouri 5, #4 Tennessee Tech 2
#1 SE Missouri 9, #2 Middle Tennessee 0
#1 SE Missouri 7, #5 Eastern Illinois 1

2000 (at Middle Tennessee)

#3 SE Missouri 4, #6 Morehead State 3
#3 SE Missouri 3, #2 Eastern Illinois 2
#1 Middle Tennessee 3, #3 SE Missouri 1
#3 SE Missouri 2, #4 Tennessee Tech 1
#1 Middle Tennessee 3, #3 SE Missouri 1

2001 (at Tennessee Tech)

#3 Eastern Kentucky 2, #2 SE Missouri 0
#2 SE Missouri 1, #5 Tennessee State 0
#4 Eastern Illinois 1, #2 SE Missouri 0

2002 (at Eastern Kentucky)

#5 SE Missouri 5, #4 Austin Peay 3
#1 Eastern Kentucky 7, #5 SE Missouri 0
#3 UT Martin 5, #5 SE Missouri 1

2003 (at Tennessee Tech)

#4 SE Missouri 5, #5 Austin Peay 4
#1 Tennessee Tech 4, #4 SE Missouri 0
#4 SE Missouri 4, #3 UT Martin 3
#4 SE Missouri 4, #6 Eastern Illinois 2
#2 Eastern Kentucky 7, #4 SE Missouri 2

2004 (at Eastern Kentucky)

#6 SE Missouri 3, #3 Tennessee Tech 0
#2 UT Martin 9, #6 SE Missouri 6
#5 Jacksonville State 5, #6 SE Missouri 4

2005 (at Jacksonville State)

#4 UT Martin 3, #5 SE Missouri 2
#5 SE Missouri 6, #3 Samford 5 (11 inn.)
#5 SE Missouri 4, #4 UT Martin 1
#1 Jacksonville State 6, #5 SE Missouri 4

2006 (at Tennessee Tech)

#5 SE Missouri 3, #4 UT Martin 0
#1 Tennessee Tech 8, #5 SE Missouri 0
#6 Eastern Kentucky 3, #5 SE Missouri 0

2009 (at Jacksonville State)

#2 SE Missouri 1, #3 Morehead State 0
#2 SE Missouri 7, #5 Tennessee Tech 1
#4 UT Martin 3, #2 SE Missouri 2 (8 inn.)
#4 UT Martin 4, #2 SE Missouri 1

2011 (at Eastern Illinois)

#5 SE Missouri 4, #4 SIU Edwardsville 3 (8 inn.)
#5 SE Missouri 4, #1 Eastern Illinois 0
#2 Jacksonville State 4, #5 SE Missouri 0
#5 SE Missouri 9, #1 Eastern Illinois 1
#5 SE Missouri 3, #2 Jacksonville State 2
#2 Jacksonville State 9, #5 SE Missouri 5

2015 (at SIU Edwardsville)

#2 Jacksonville State 21, #7 SE Missouri 0
#6 Eastern Illinois 10, #7 SE Missouri 9 (12 inn.)

2018 (at Oxford, Ala.)

#5 SIU Edwardsville 5, #4 SE Missouri 4
#8 Morehead State 4, #4 SE Missouri 1

2019 (at Oxford, Ala.)*

#1 SE Missouri 6, #5 Eastern Kentucky 0
#2 Jacksonville State 4, #1 SE Missouri 3
#1 SE Missouri 11, #5 Eastern Kentucky 8
#1 SE Missouri 8, #2 Jacksonville State 2
#1 SE Missouri 6, #2 Jacksonville State 5

* OVC Tournament Champion

NCAA Tournament Appearances

1986 NCAA Division II Tournament

South Regional - Huntsville, Texas
Stephen F. Austin 2, SE Missouri 0
Sam Houston State 3, SE Missouri 0

1987 NCAA Division II Tournament

Central Regional - Warrensburg, Mo.
SE Missouri 4, Central Missouri State, 2
Florida Southern 2, SE Missouri 0
Florida Southern 3, SE Missouri 0

1989 NCAA Division II Tournament

South Regional - Lakeland, Fla.
SE Missouri 2, Barry 1 (9 inn.)
Florida Southern 4, SE Missouri 0
SE Missouri 5, Missouri-St. Louis 2
Florida Southern 4, SE Missouri 1

1991 NCAA Division II Tournament

South Regional - Lakeland, Fla.
SE Missouri 1, Florida Southern 0
SE Missouri 3, Central Missouri 1
SE Missouri 3, Florida Southern 1
Finals - Midland, Mich.
Portland State 3, SE Missouri 2
Bloomsburg 9, SE Missouri 4

* - Regional Champs; Final Four;
National Fourth-Place

1999 NCAA Division I Tournament

No. 2 Regional - Tucson, Ariz.
Kansas 5, SE Missouri 1
SE Missouri 2, East Carolina 1
Kansas 3, SE Missouri 1 (11 inn.)

2019 NCAA Division I Tournament

Regional - Oxford, Miss.
#7 Louisiana 3, SE Missouri 2
SE Missouri 2, Chattanooga 1
#17 Ole Miss 10, SE Missouri 0 (5 inn.)





RECORDS

1977 Marge Mates (6-6)

No Results Available

1978 Marge Mates (7-8)

No Results Available

1979 Marge Mates (9-9)

No Results Available

1980 Marge Mates (21-18)

No Results Available

1981 Marge Mates (22-14-1)

Central Michigan	W	1-0
Grandview	W	5-2
Missouri State	W	2-0
Saint Louis	W	4-0
Saint Louis	L	1-3
Minnesota-Duluth	W	12-1
Oklahoma	L	2-7
Oklahoma State	L	1-11
Oklahoma State	L	2-4
Missouri Southern	W	10-0
Northwest Missouri	T	2-2
Northwest Missouri	W	2-0
Iowa State	L	0-2
Texas Woman's	L	1-8
Pittsburg State	L	3-9
Southern Illinois	W	5-2
Iowa	W	7-2
Missouri State	W	8-7
Southern Illinois	W	5-0
Southern Illinois	L	1-2
McKendree	W	3-1
SIU Edwardsville	L	3-5
Southern Illinois	W	6-4
Southern Illinois	W	12-3
Florissant Valley	L	5-9
SIU Edwardsville	W	3-1
William Woods	W	2-1
Florissant Valley	W	8-0
SIU Edwardsville	W	3-2
William Woods	W	3-1
Missouri Southern	L	3-8
Missouri Western	W	5-4
William Woods	W	2-1
Missouri-St. Louis	L	1-2
North Dakota	L	2-3
Benedictine	W	9-1
Central Missouri	L	3-4

1982 Brenda Bruckner (21-28)

at Central Oklahoma	L	1-7
at Wichita State	W	4-0
at Central Oklahoma	L	0-5
at Oklahoma Baptist	L	2-4
at Oklahoma Baptist	L	6-8
at Nebraska Wesleyan	L	1-7
at Missouri State	L	0-8
at Missouri State	L	0-10
at Pittsburg State	L	3-11
at Pittsburg State	L	1-10
Missouri-St. Louis	W	3-2
Missouri-St. Louis	W	1-0
Saint Louis	W	2-1
Saint Louis	L	0-8
Central Michigan	L	0-6
Central Michigan	L	0-8
at Belleville JC	W	11-3
at Belleville JC	W	19-5
Meramec-St. Louis	L	0-4
Meramec-St. Louis	W	4-1
at Culver-Stockton	L	7-8
at Central Methodist	W	3-0
at William Woods	L	0-10
at Central Iowa	W	4-2
at Southern Illinois	W	1-0
at Southern Illinois	L	3-4
Missouri-St. Louis	W	4-2
Nicholls State	L	0-10
Truman State	L	1-4
Lincoln	W	2-1
SIU Edwardsville	L	1-4
SIU Edwardsville	W	4-1
Mineral Area CC	W	10-3
at Western Illinois	L	0-6
at Evansville	L	0-5
at Southern Illinois	L	5-7
at Central Missouri	W	4-2
at Northwest Missouri	L	2-7
at Central Missouri	W	3-0
at Northwest Missouri	L	4-5
at Southern Illinois	W	3-2
at Southern Illinois	L	4-5
Saint Louis	L	4-5
Saint Louis	W	2-1
at Northwest Missouri	L	0-4
at Northwest Missouri	L	2-3
at Truman State	W	5-1
at Missouri S&T	W	7-2
at Lincoln	W	4-1

1983 Lana Richmond (13-10, 3-3 MIAA)

3/25 at Wisconsin	L	2-3
3/25 at Western Illinois	L	0-4
3/29 at Southern Illinois	L	0-10
3/29 at Southern Illinois	L	0-5
4/12 at SIU Edwardsville	W	4-3
4/12 at SIU Edwardsville	L	1-6
4/15 at Southern Illinois	W	5-3
4/15 at SIU Edwardsville	W	4-2
4/16 at Eastern Illinois	W	2-0
4/16 at SIU Edwardsville	L	0-1
4/17 Missouri-St. Louis*	W	2-1
4/17 Truman State*	L	3-4
4/17 SIU Edwardsville	L	0-4

YEARLY RESULTS

4/19 Saint Louis	W	7-0
4/19 Saint Louis	W	3-0
4/23 at Indiana State	W	2-1
4/23 at Indiana State	W	3-2 (9)
4/23 at Missouri-St. Louis*	W	6-0
4/23 at Lincoln*	W	6-3
4/29 at Missouri-St. Louis*	L	2-3 (14)
4/29 at Central Missouri*	L	2-5

* - MIAA Game

1984 Lana Richmond (25-8, 8-2 MIAA)

3/25 vs. Northwest Missouri	L	8-9
3/25 vs. Central Oklahoma	W	4-0
3/30 at Evansville	L	1-3
3/30 vs. Ball State	W	3-0
3/31 at Evansville	W	5-4
3/31 vs. Ball State	W	9-0
3/31 vs. Illinois-Chicago	W	6-0
4/3 at Southern Illinois	L	3-4
4/3 at Southern Illinois	W	4-0
4/7 Missouri-St. Louis*	W	5-0
4/7 Missouri S&T*	W	11-0
4/7 Central Missouri*	W	1-0
4/7 Truman State*	W	3-2
4/8 Lincoln*	W	17-1
4/8 Northwest Missouri*	W	4-2
4/14 Arkansas State	W	9-1
4/14 Mississippi State	W	2-0
4/15 Kentucky Wesleyan	W	7-0
4/15 William Woods	L	0-1
4/18 at Southern Indiana	L	0-2
4/18 at Southern Indiana	W	4-1
4/19 Saint Louis	W	8-2
4/19 Saint Louis	W	4-0
4/20 at Evansville	W	3-1
4/20 vs. Xavier	W	3-1
4/25 Southern Illinois	W	4-1
4/25 Southern Illinois	L	0-4
4/27 at Central Missouri*	W	1-0
4/28 at Truman State*	W	4-0
4/28 at Northwest Missouri*	L	5-6
4/28 at Northwest Missouri*	L	2-6
5/3 at SIU Edwardsville	W	3-2
5/3 at SIU Edwardsville	W	2-0

* - MIAA Game

1985 Lana Richmond (32-17, 9-2 MIAA)

3/10 vs. Sam Houston +	L	3-7
3/10 vs. Sam Houston +	L	1-6
3/11 vs. Mississippi State +	L	0-2
3/11 vs. Mississippi State +	L	5-9
3/12 vs. Lamar State +	L	2-3
3/12 vs. Lamar State +	W	6-0
3/13 vs. Northwest Missouri +	W	3-2
3/13 vs. Pittsburg State +	W	5-1
3/20 at Missouri-St. Louis*	W	4-0
3/20 at Missouri-St. Louis*	W	4-0
3/23 at Kentucky Wesleyan	W	3-0
3/23 at Kentucky Wesleyan	W	1-0
3/26 Evansville	L	2-3
3/26 Evansville	W	2-1
3/29 vs. Saginaw Valley #	W	1-0
3/29 vs. Lake Superior #	W	5-1

3/29 vs. Wayne State #	W	6-2
4/1 Saint Louis	W	4-0
4/1 Saint Louis	W	10-0
4/2 at Southern Illinois	L	1-6
4/2 at Southern Illinois	L	1-6
4/5 vs. SIU Edwardsville	W	5-4
4/9 at Saint Louis	W	11-1
4/9 at Saint Louis	W	5-2
4/12 vs. Central Missouri* !	W	6-0
4/12 vs. Missouri S&T* !	W	2-1
4/12 vs. Truman State* !	W	1-0
4/13 vs. Northwest Missouri* !	W	4-1
4/13 vs. Lincoln* !	W	8-0
4/13 vs. Missouri-St. Louis* !	W	2-0
4/16 Southern Indiana	W	4-0
4/16 Southern Indiana	W	5-2
4/18 SIU Edwardsville	L	1-4
4/18 SIU Edwardsville	W	2-1
4/19 Kentucky Wesleyan &	W	12-6
4/19 SIU Edwardsville &	L	1-2
4/20 Arkansas State &	W	5-0
4/20 William Woods &	L	0-1
4/23 at Southern Illinois	L	0-1
4/23 at Southern Illinois	L	0-5
4/27 at Truman State*	L	0-1
4/28 at Missouri-St. Louis*	W	18-5
4/28 at Central Missouri*	W	2-0
4/29 at Northwest Missouri*	W	4-1
4/29 at Truman State*	L	1-2
4/30 at Missouri Baptist	W	10-1
4/30 at Missouri Baptist	W	6-2
5/2 at SIU Edwardsville	L	1-2
5/2 at SIU Edwardsville	L	0-2

* - MIAA Game; + - Spring Break Trip (Texas);
- Southern Indiana Tournament; ! - MIAA
Round Robin Tournament; & - SEMO Riverboat
Tournament

1986 Lana Richmond (40-16, 13-5 MIAA)

3/8 at Arkansas State	W	11-0
3/8 at Arkansas State	W	10-0
3/10 vs. Sam Houston #	L	0-1
3/10 vs. Sam Houston #	L	1-6
3/11 vs. Stephen F. Austin #	L	0-1
3/11 vs. Stephen F. Austin #	W	3-1
3/12 vs. Emporia State #	W	6-0
3/12 vs. Emporia State #	W	4-0
3/17 Tarkio College	W	1-0
3/17 Tarkio College	W	3-0
3/20 Saint Louis	W	10-2
3/20 Saint Louis	W	8-5
3/25 at UT Martin	W	11-0
3/25 at UT Martin	W	10-3
3/26 Elmhurst College	W	6-0
3/26 Elmhurst College	W	13-0
3/27 Missouri-St. Louis*	W	7-0
3/27 Lewis College	W	4-1
3/29 vs. Central Missouri*	W	6-0
3/29 at Lincoln*	W	18-0
4/1 Evansville	W	4-0
4/1 Evansville	L	5-6
4/3 UT Martin	W	7-0
4/3 UT Martin	W	10-5
4/4 vs. Greenville ^	L	0-4
4/4 vs. Northwest Missouri* ^	W	2-0
4/4 vs. Southern Indiana ^	W	10-0



YEARLY RESULTS

RECORDS



4/5	vs. Wayne State ^	L	1-5	4/17	McKendree &	W	5-2
4/5	vs. Grand Valley ^	W	10-2	4/17	Mississippi Women's &	W	4-0
4/8	at Southern Indiana	W	8-0	4/17	Quincy &	L	0-1
4/8	at Southern Indiana	W	13-1	4/18	Grand Valley &	W	4-0
4/11	vs. Missouri-St. Louis*	W	7-0	4/18	SIU Edwardsville &	W	4-3
4/11	vs. Central Missouri*	W	5-4	4/20	Truman State*	L	2-3
4/11	vs. Missouri S&T*	W	8-1	4/20	Lincoln*	L	1-2
4/12	vs. Truman State*	L	0-1	4/21	Southern Illinois	L	0-1
4/12	vs. Northwest Missouri*	L	1-5	4/24	vs. Central Missouri !	L	3-5
4/12	vs. Lincoln*	W	18-0	4/25	vs. Missouri S&T !	W	3-0
4/14	at Missouri S&T*	W	6-2	4/25	Northwest Missouri !	W	3-1
4/14	at Truman State*	W	3-2	4/25	Missouri-St. Louis !	W	5-3
4/16	at Southern Illinois	L	4-5	4/25	Central Missouri !	W	12-1
4/16	at Southern Illinois	L	1-2	4/25	Central Missouri !	L	0-3
4/18	Akron &	W	2-1	4/29	Evansville	W	4-1
4/18	Mississippi &	W	4-3	4/29	Evansville	W	8-7
4/19	Arkansas State &	W	4-1	5/1	SIU Edwardsville	W	3-1
4/23	at Southern Illinois	W	1-0	5/1	SIU Edwardsville	L	3-4
4/23	at Southern Illinois	L	0-3	5/8	vs. Central Missouri \$	W	4-2
4/25	vs. Truman State* !	L	1-2	5/8	vs. Florida Southern \$	L	0-2
4/25	vs. Missouri S&T* !	W	4-2	5/9	vs. Florida Southern \$	L	0-3
4/25	vs. Northwest Missouri* !	W	2-0				
4/26	vs. Missouri-St. Louis* !	W	5-0				
4/26	vs. Missouri-St. Louis* !	L	0-4				
4/26	vs. Central Missouri* !	W	2-0				
4/31	at Evansville	W	1-0				
4/31	at Evansville	L	1-2				
5/9	vs. Stephen F. Austin \$	L	0-2				
5/9	vs. Sam Houston \$	L	0-3				

* - MIAA Game; + - Spring Break Trip (Texas);
^ - SIU Edwardsville Tournament; & SEMO
Riverboat Tournament; ! - MIAA Champion-
ships; \$ - NCAA South Regional

1987

Lana Richmond (39-13, 9-3 MIAA)

3/8	vs. Sacred Heart +	L	0-2
3/8	vs. West New England +	W	13-1
3/9	vs. Lewis College +	W	4-0
3/9	vs. Ashland +	W	4-0
3/11	vs. Lewis College +	W	5-1
3/11	vs. Army +	W	1-0
3/12	vs. Olivet College +	W	8-0
3/12	vs. Army +	W	7-0
3/13	vs. IUPUI +	W	3-1
3/13	vs. IUPUI +	W	5-0
3/20	Saint Louis	W	2-0
3/28	Northwest Missouri*	W	7-0
4/3	at SIU Edwardsville #	W	3-0
4/3	vs. Southern Indiana #	W	11-0
4/3	vs. Wayne State #	L	2-3
4/4	vs. Grand Valley #	W	2-0
4/4	vs. Evansville #	W	7-0
4/4	vs. Saint Louis #	W	4-0
4/6	Southwest Baptist*	W	4-2
4/6	Missouri-St. Louis*	W	4-1
4/8	Southern Indiana	W	10-0
4/8	Southern Indiana	W	3-1
4/10	Truman State*	W	6-0
4/10	Lincoln*	W	4-0
4/10	Central Missouri*	W	9-6
4/11	Southwest Baptist*	W	8-1
4/11	Missouri-St. Louis*	W	3-1
4/11	Missouri S&T*	W	8-5
4/11	Northwest Missouri*	L	0-1
4/14	Saint Louis	L	2-3
4/14	Saint Louis	W	10-6

* - MIAA Game; + - Spring Break Trip (Orlando,
Fla.); # - SIU Edwardsville Tournament;
& - SEMO Riverboat Tournament; ! - MIAA
Championships; \$ - NCAA Central Regional

1988

Lana Richmond (21-20, 4-8 MIAA)

3/6	vs. Bloomsburg +	L	1-2
3/6	vs. Northern Kentucky +	W	9-0
3/7	vs. Evansville +	L	0-6
3/7	vs. Bloomsburg +	L	3-6
3/8	vs. Northern Kentucky +	W	1-0
3/8	vs. Lock Haven +	W	1-0
3/9	vs. Western Michigan +	W	9-0
3/9	vs. Lewis College +	W	3-0
3/10	vs. Ashland +	W	2-0
3/10	vs. Army +	L	1-2
3/24	Missouri S&T*	W	8-1
3/24	Missouri S&T*	L	3-4
3/26	Northwest Missouri*	L	2-5
3/26	Central Missouri*	L	2-6
3/30	at Southern Illinois	W	3-1
3/30	at Southern Illinois	L	0-7
4/4	Southwest Baptist*	L	4-5
4/4	Missouri-St. Louis*	L	1-5
4/5	Evansville	L	0-4
4/5	Evansville	W	7-0
4/8	Northwest Missouri* #	L	2-6
4/8	Missouri S&T #	L	0-1
4/9	Central Missouri* #	W	3-0
4/9	Truman State* #	L	0-2
4/9	Missouri-St. Louis* #	W	2-0
4/10	Lincoln* #	W	5-2
4/10	Southwest Baptist* #	L	2-3
4/13	Saint Louis	W	5-0
4/13	Saint Louis	W	2-1
4/15	SIU Edwardsville &	W	5-0
4/15	Quincy &	W	3-2
4/16	Mississippi Women's &	W	8-0
4/16	Missouri-St. Louis &	L	1-5
4/16	Missouri-St. Louis &	W	7-3
4/22	vs. Truman State !	L	0-1
4/22	vs. Lincoln !	W	9-0
4/23	vs. Southwest Baptist !	L	0-3
4/25	at Southern Indiana	W	4-0
4/25	at Southern Indiana	W	11-2

4/29	at SIU Edwardsville	L	1-2
4/29	at SIU Edwardsville	L	1-3

* - MIAA Game; + - Rebel Spring Games
(Orlando, Fla.); # - MIAA Round Robin
Tournament; & - SEMO Riverboat Tournament;
! - MIAA Championships

1989

Lana Richmond (37-21, 6-2 MIAA)

3/3	at Austin Peay	L	1-5
3/3	at Austin Peay	W	4-1
3/5	vs. Lewis College +	L	1-2
3/5	vs. Grand Valley +	L	3-5
3/6	vs. St. Joseph's (Pa.) +	W	2-0
3/6	vs. Fairfield +	W	7-0
3/8	vs. Lewis College +	L	0-1
3/8	vs. Florida Southern +	L	0-4
3/9	vs. Army +	L	0-3
3/9	vs. Northern Kentucky +	L	2-8
3/10	vs. Detroit +	L	0-2
3/10	vs. Grand Valley +	W	7-4
3/14	at UT Martin	W	6-1
3/14	at UT Martin	L	2-4
3/16	at Evansville	W	10-5
3/16	at Evansville	W	8-0
3/22	Missouri S&T*	W	3-2
3/22	Missouri S&T*	W	4-0
3/25	Northwest Missouri*	W	3-1
3/25	Central Missouri*	L	0-4
3/31	vs. Quincy ^	W	11-6
3/31	vs. Wayne State ^	L	1-10
4/1	vs. Nebraska-Omaha ^	W	8-1
4/1	vs. Grand Valley ^	W	7-2
4/1	at SIU Edwardsville ^	L	0-2
4/7	vs. Lincoln #	W	3-0
4/7	vs. Southwest Baptist #	W	5-0
4/11	UT Martin	W	2-0
4/11	UT Martin	W	4-3
4/12	at Missouri-St. Louis*	L	1-4
4/12	Quincy	W	3-2
4/14	Mississippi Women's &	W	4-0
4/15	Central Missouri &	W	5-3
4/15	Quincy &	W	9-2
4/15	Missouri Southern &	L	0-1
4/17	Truman State*	W	7-5
4/17	Lincoln*	W	6-2
4/20	at Missouri	L	0-2
4/20	at Missouri	W	4-1
4/21	vs. Northwest Missouri !	W	5-2
4/21	vs. Missouri-St. Louis !	W	4-2
4/22	at Missouri S&T !	W	1-0
4/22	vs. Missouri-St. Louis !	L	3-4
4/22	vs. Missouri-St. Louis !	L	1-4
4/24	Evansville	W	2-0
4/24	Evansville	W	10-2
4/25	Saint Louis	W	7-0
4/25	Saint Louis	W	6-2
4/27	SIU Edwardsville	L	2-4
4/27	SIU Edwardsville	W	7-6
5/1	at McKendree	L	0-1
5/1	at McKendree	W	5-3
5/3	Southern Illinois	W	1-0
5/3	Southern Illinois	W	3-0
5/13	vs. Barry \$	W	2-1
5/13	at Florida Southern \$	L	0-4
5/14	vs. Missouri-St. Louis \$	W	5-2
5/14	at Florida Southern \$	L	1-4

* - MIAA Game; + - Rebel Spring Games
(Orlando, Fla.); # - MIAA Round Robin
Tournament; ^ - SIU Edwardsville Tournament;
& - SEMO Riverboat Tournament; ! - MIAA
Championships; \$ - NCAA South Regional

1990

Lana Richmond (28-21, 5-5 MIAA)

3/3	at Georgia College	W	9-0
3/3	at Georgia College	W	7-2
3/4	vs. Northern Kentucky +	W	6-2
3/4	vs. Lewis College +	W	7-0
3/6	vs. Lake Superior +	W	3-2
3/6	vs. IUPUI +	L	0-1
3/7	vs. Grand Valley +	W	4-2
3/7	vs. St. Cloud State +	L	0-4
3/8	vs. Northern Kentucky +	L	0-4
3/8	vs. Lake Superior +	W	5-3
3/10	vs. Florida Southern +	L	0-3
3/10	vs. Bloomsburg +	L	1-5
3/14	at UT Martin	W	6-2
3/14	at UT Martin	W	4-0
3/18	Southern Indiana	L	0-3
3/18	Southern Indiana	W	4-1
3/21	at Evansville	W	10-0
3/21	at Evansville	W	11-2
3/22	Austin Peay	W	8-0
3/22	Austin Peay	L	1-9
3/27	at Southern Illinois	L	0-4
3/27	at Southern Illinois	L	2-4
3/31	Southwest Baptist* #	L	0-1
3/31	Missouri-St. Louis* #	L	0-1
3/31	Missouri Southern* #	W	6-0
4/1	Pittsburg State* #	W	14-1
4/1	Missouri S&T* #	L	2-10
4/4	UT Martin	W	4-3
4/4	UT Martin	W	11-7
4/7	at Kentucky Wesleyan &	L	1-3
4/7	vs. Wayne State &	L	1-4
4/8	vs. Southern Indiana &	W	3-1
4/8	vs. Evansville &	W	4-0
4/8	vs. Mississippi Women's &	L	0-1
4/8	vs. UT Martin &	L	1-4
4/17	at Missouri Southern*	L	3-4
4/17	Pittsburg State*	W	4-0
4/17	Southwest Baptist*	L	1-8
4/19	Missouri-St. Louis*	W	7-4
4/19	at Missouri S&T*	W	2-1
4/24	Saint Louis	W	3-2
4/24	Saint Louis	W	10-0
4/25	Evansville	W	4-0
4/25	Evansville	W	8-0
4/28	vs. Missouri Western !	W	3-1
4/29	vs. Missouri S&T !	L	3-4
4/29	vs. Southwest Baptist !	L	1-4
5/5	Quincy	W	7-1
5/5	at SIU Edwardsville	L	1-2

* - MIAA Game; + - Rebel Spring Games
(Orlando, Fla.); # - MIAA Round Robin
Tournament; & - Kentucky Wesleyan
Tournament; ! - MIAA Championships





RECORDS

YEARLY RESULTS

1991 Lana Richmond (38-14, 11-4 MIAA)

3/8	at Austin Peay	W	8-0
3/8	at Austin Peay	W	9-1
3/10	vs. Quinnipiac +	W	7-2
3/11	vs. Indiana (Pa.) +	W	3-0
3/12	vs. Sacred Heart +	W	2-0
3/13	vs. Chapman +	L	0-1
3/14	vs. American Int. +	W	7-0
3/14	vs. Florida Southern +	L	0-2
3/15	vs. Lock Haven +	L	4-6
3/15	vs. Northwest Missouri +	W	3-2
3/16	vs. California (Pa.) +	L	2-4
3/16	vs. Wayne State +	W	3-1
3/19	at UT Martin	L	0-1
3/19	at UT Martin	L	0-4
3/21	Southern Indiana	W	3-0
3/21	Southern Indiana	W	10-3
3/26	at Evansville	W	8-7
3/26	at Evansville	W	3-1
3/29	Missouri S&T* #	W	4-2
3/29	Missouri-St. Louis* #	W	7-0
3/29	Pittsburg State* #	L	0-1
3/30	Missouri Southern* #	L	0-1
3/30	Southwest Baptist* #	L	4-5
4/2	at UT Martin	W	9-1
4/2	at UT Martin	W	4-0
4/9	Missouri S&T* #	W	1-0
4/9	at Missouri-St. Louis* #	W	3-0
4/12	vs. Missouri-St. Louis ^	W	6-2
4/12	vs. Southwest Baptist ^	W	3-1
4/13	vs. Wayne State ^	L	1-2
4/16	Pittsburg State* #	W	3-1
4/16	Missouri Southern* #	W	4-0
4/16	Southwest Baptist* #	W	10-5
4/18	Evansville	W	2-0
4/18	Evansville	W	8-1
4/19	SIU Edwardsville &	L	2-4
4/19	Truman State &	W	5-4
4/20	Quincy &	W	7-0
4/23	Southern Indiana	W	5-4
4/23	Southern Indiana	W	8-1
4/26	vs. Northwest Missouri* !	W	10-0
4/26	vs. Missouri S&T* !	W	4-3
4/27	vs. Missouri Southern* !	W	3-1
4/27	vs. Central Missouri* !	L	2-7
4/27	vs. Central Missouri* !	W	3-2
5/1	Southern Illinois	W	7-1
5/1	Southern Illinois	L	0-3
5/4	SIU Edwardsville	W	4-1
5/4	SIU Edwardsville	L	0-4
5/10	at Florida Southern \$	W	1-0
5/11	vs. Central Missouri \$	W	4-1
5/12	at Florida Southern \$	W	3-1

* - MIAA Game; + - Rebel Spring Games (Orlando, Fla.); # - MIAA Round Robin Tournament; ^ - Central Missouri Tournament; & - SEMO Riverboat Tournament; ! - MIAA Championships; \$ - NCAA South Regional

NCAA Division I Era

1992 Lana Richmond (35-18)

3/7	vs. Charleston Southern +	W	5-3
3/7	at Georgia State +	W	1-0
3/7	vs. N.C. A&T +	W	10-0
3/8	vs. Valparaiso !	L	7-8
3/8	vs. Iowa State !	W	6-5
3/9	vs. Robert Morris !	W	8-0
3/9	vs. Illinois-Chicago !	L	2-3
3/10	vs. Maine !	L	0-2
3/10	vs. Temple !	L	0-3
3/12	vs. Robert Morris !	W	3-2
3/12	vs. Evansville !	W	6-3
3/13	vs. Temple !	W	3-2
3/13	vs. Boston College !	L	4-8
3/16	at Evansville	W	7-4
3/16	at Evansville	W	3-0
3/17	Missouri State	W	7-4
3/17	Missouri State	L	4-7
3/24	at UT Martin	L	0-1
3/24	at UT Martin	W	2-1
3/27	at Southern Illinois ^	L	3-5
3/27	vs. Bradley ^	L	1-2 (8)
3/28	vs. Evansville ^	W	6-1
3/28	vs. Evansville ^	W	3-0
4/2	at Saint Louis	W	14-0
4/2	at Saint Louis	W	7-0
4/3	at Tennessee Tech	L	0-1
4/3	at Tennessee Tech	W	3-1
4/7	Southern Illinois	W	5-4
4/7	Southern Illinois	W	6-5
4/8	Missouri-St. Louis	W	7-3
4/8	Missouri-St. Louis	W	5-0
4/11	vs. Texas A&M #	L	3-10
4/11	vs. Saint Louis #	W	1-0
4/11	at Missouri #	L	1-6
4/12	at Missouri #	L	1-3 (8)
4/12	vs. Saint Louis #	W	2-1
4/14	UT Martin	L	4-5
4/14	UT Martin	W	7-1
4/16	Evansville	W	3-1
4/16	Evansville	W	14-5
4/21	vs. Missouri &	L	6-8 (11)
4/21	vs. Missouri &	L	7-10
4/24	vs. UT Martin \$	W	5-0
4/24	vs. Morehead State \$	W	7-5 (9)
4/25	vs. Tennessee Tech \$	W	4-3
4/25	vs. Austin Peay \$	W	11-4
4/25	vs. Tennessee Tech \$	W	7-4
4/27	at Southern Illinois	L	3-4
4/27	at Southern Illinois	L	0-5
4/28	Austin Peay	W	3-0
4/28	Austin Peay	W	7-0
4/29	Saint Louis	W	1-0
4/29	Saint Louis	W	7-6

+ - Games played in Atlanta, Ga.; ! - Rebel Spring Games (Jackson, Mo.); ^ - Saluki Invitational (Carbondale, Ill.); ^ - Central Missouri Tournament; # - Mizzou Invitational (Columbia, Mo.); & - Games played in St. Louis, Mo.; \$ - OVC Invitational (Jackson, Mo.)

1993 Lana Richmond (30-19, 17-4 OVC)

3/7	Iowa State	W	6-5
3/7	Loyola-Chicago	L	2-4
3/8	Temple	W	7-2
3/8	La Salle	W	13-4
3/10	Illinois-Chicago	L	0-3
3/10	Maine	W	3-2
3/11	Valparaiso	L	1-2
3/11	Green Bay	L	2-6
3/12	UNC Greensboro	L	0-4
3/12	Evansville	W	3-0
3/19	Austin Peay*	L	1-2
3/19	Austin Peay*	L	2-3
3/20	vs. Tennessee Tech *	L	1-7
3/20	vs. Tennessee Tech	W	1-0
3/27	Evansville	W	4-1
3/27	Northern Iowa	L	3-4
3/28	Ball State	L	1-2
3/29	Tennessee Tech*	W	2-1
3/29	Tennessee Tech*	W	9-4
3/30	vs. UT Martin	W	7-0
3/31	Austin Peay*	W	2-1
3/31	Austin Peay*	W	10-6
4/3	Morehead State*	W	8-0
4/3	Morehead State*	W	6-5
4/4	Eastern Kentucky*	W	3-0
4/4	Eastern Kentucky*	W	9-1
4/6	Southern Illinois	L	3-4
4/6	Southern Illinois	L	5-7
4/8	Saint Louis	L	2-3
4/8	Saint Louis	W	9-2
4/10	Morehead State*	W	4-3
4/10	Morehead State*	W	8-4
4/11	Eastern Kentucky*	W	7-0
4/11	Eastern Kentucky*	W	6-0
4/13	Middle Tennessee*	L	1-3
4/13	Middle Tennessee*	W	2-1
4/14	Evansville	W	3-1
4/14	Evansville	L	2-3
4/16	Saint Louis	L	2-8
4/16	Saint Louis	W	3-0
4/21	UT Martin*	W	3-2
4/21	UT Martin*	W	4-3
4/23	Morehead State*	W	2-1
4/24	vs. Tennessee Tech	W	4-1
4/24	Morehead State*	W	6-0
4/25	Missouri State	L	1-2
4/25	Missouri State	L	1-8
5/4	Missouri	W	8-5
5/4	Missouri	L	2-3

* - OVC Game

1994 Lana Richmond (36-22, 17-9 OVC)

3/6	vs. Illinois-Chicago	L	0-7
3/6	vs. Detroit Mercy	W	7-2
3/7	vs. Temple	W	4-1
3/7	vs. UNC Greensboro	W	2-1
3/9	vs. Maine	L	1-3
3/9	vs. Valparaiso	L	0-2
3/10	vs. Campbell	W	2-1
3/10	vs. UNC Wilmington	W	8-0
3/11	vs. Radford	W	7-3
3/11	vs. Loyola-Chicago	W	7-0

3/15	Saint Louis	W	6-0
3/15	Saint Louis	W	9-2
3/18	at Tennessee State*	W	11-0
3/18	at Tennessee State*	W	12-1
3/19	at Tennessee Tech*	L	3-4
3/19	at Tennessee Tech*	L	1-2
3/20	at Tennessee Tech*	W	3-2
3/20	at Middle Tennessee*	W	6-1
3/22	at UT Martin*	W	8-0
3/22	at UT Martin*	L	5-6
3/25	vs. Tennessee Tech	W	5-2
3/25	vs. Northern Iowa	W	7-2
3/26	vs. Evansville	L	1-2
3/27	Tennessee Tech*	L	0-2
3/27	Tennessee Tech*	L	3-5
3/30	Austin Peay*	W	5-0
3/30	Austin Peay*	W	6-2
4/1	Morehead State*	W	3-2
4/1	Morehead State*	W	9-1
4/2	Middle Tennessee*	L	1-2
4/2	Middle Tennessee*	L	0-2 (8)
4/3	Eastern Kentucky*	W	2-1
4/3	Eastern Kentucky*	W	3-1
4/7	at Southern Illinois	L	3-6
4/7	at Southern Illinois	L	5-10
4/9	at Morehead State*	W	11-5
4/9	at Morehead State*	L	7-8
4/13	Tennessee State*	W	18-0
4/13	Tennessee State*	W	9-1
4/14	at Austin Peay*	W	3-2 (10)
4/14	at Austin Peay*	W	6-2
4/15	vs. Louisiana Tech	L	1-3
4/15	vs. East Carolina	L	0-3
4/16	vs. George Mason	W	5-0
4/16	vs. Charlotte	L	1-2 (11)
4/17	vs. Southwest Louisiana	L	1-2 (10)
4/19	UT Martin*	W	2-0
4/19	UT Martin*	L	0-2
4/23	vs. Austin Peay +	W	3-0
4/24	vs. Morehead State +	W	12-0
4/24	vs. Eastern Kentucky +	W	9-2
4/24	vs. Middle Tennessee +	W	3-2
4/26	at Saint Louis	W	9-0
4/26	at Saint Louis	W	9-4
5/2	Missouri State	L	0-3
5/2	Missouri State	L	0-2
5/3	at Missouri	L	0-2
5/3	at Missouri	W	6-5

* - OVC Game; + - OVC Tournament (Clarksville, Tenn.)

• OVC Tournament Champions

1995 Lana Richmond (38-20, 22-4 OVC)

3/5	vs. Creighton	L	3-4
3/7	vs. Temple	W	6-3
3/7	vs. Loyola-Chicago	W	9-8
3/8	vs. Maine	W	3-1
3/8	vs. Detroit Mercy	W	3-0
3/9	vs. Florida Atlantic	W	8-0
3/9	vs. UNC Greensboro	W	10-9
3/10	vs. Loyola-Chicago	L	1-6
3/10	vs. Creighton	L	1-7
3/14	Austin Peay*	W	4-1
3/14	Austin Peay*	W	3-0



YEARLY RESULTS

RECORDS



3/17	at Middle Tennessee*	L	1-2
3/17	at Middle Tennessee*	W	3-0
3/18	at Tennessee State*	W	7-1
3/18	at Tennessee State*	W	16-1
3/22	at UT Martin*	W	3-0
3/22	at UT Martin*	W	2-1
3/24	vs. Eastern Illinois	W	3-2
3/24	at Southern Illinois	L	2-3 (9)
3/25	vs. Northern Iowa	W	5-1
3/25	vs. Tennessee Tech	W	4-1
3/25	vs. Evansville	L	1-3
3/26	Tennessee Tech*	W	3-2
3/26	Tennessee Tech*	W	11-5
3/28	at Evansville	L	2-6
3/28	at Evansville	L	3-5
3/30	at Southern Illinois	L	3-11
3/30	at Southern Illinois	L	4-9
4/2	Tennessee State*	W	10-0
4/2	Tennessee State*	W	10-2
4/4	at Austin Peay*	W	8-4
4/4	at Austin Peay*	W	9-1
4/6	Saint Louis	W	14-1
4/6	Saint Louis	W	10-0
4/8	at Morehead State*	W	10-1
4/8	at Morehead State*	W	3-0
4/9	at Eastern Kentucky*	W	4-3
4/9	at Eastern Kentucky*	W	5-2
4/10	at Tennessee Tech*	L	1-3
4/10	at Tennessee Tech*	W	3-1
4/14	vs. Georgia Tech	W	2-1
4/14	vs. Southwest Louisiana	L	1-6
4/14	vs. Furman	W	6-1
4/15	vs. George Mason	W	3-0
4/15	vs. Samford	L	2-6 (8)
4/15	vs. Middle Tennessee	W	3-2 (8)
4/16	vs. Nicholls State	L	0-10
4/21	Morehead State*	W	4-3 (9)
4/21	Morehead State*	W	11-0
4/22	Middle Tennessee*	W	3-0
4/22	Middle Tennessee*	L	0-1
4/25	UT Martin*	L	4-6
4/25	UT Martin*	W	3-1
4/28	vs. Eastern Kentucky +	W	3-2
4/29	vs. Tennessee Tech +	L	2-8
4/29	vs. Eastern Kentucky +	L	0-2
5/2	vs. Missouri	L	0-12
5/2	vs. Missouri	L	1-2

* - OVC Game; + - OVC Tournament
(Richmond, Ky.)

• OVC Regular-Season Champions

1996 Lana Richmond (39-9, 22-2 OVC)

3/10	vs. UT Martin	W	5-0
3/10	vs. Fairfield	W	5-0
3/12	vs. Maine	W	9-2
3/12	vs. Green Bay	W	6-0
3/14	vs. Providence	W	2-1
3/14	vs. Green Bay	W	2-0
3/15	vs. Creighton	W	7-4
3/15	vs. Fairfield	W	12-2
3/23	at Middle Tennessee*	W	4-3
3/23	at Middle Tennessee*	W	6-2
3/24	Tennessee Tech*	W	2-0
3/27	Evansville	W	8-3

3/27	Evansville	W	2-0
4/2	Austin Peay*	W	3-0
4/2	Austin Peay*	W	5-2
4/5	Tennessee State*	W	7-1
4/5	Tennessee State*	W	15-0
4/5	Tennessee State*	W	8-0
4/8	Saint Louis	W	8-0
4/8	Saint Louis	W	6-0
4/10	at UT Martin*	W	5-3
4/10	at UT Martin*	W	7-0
4/12	Eastern Kentucky*	W	3-0
4/12	Eastern Kentucky*	W	3-1
4/13	Middle Tennessee*	W	10-2
4/13	Middle Tennessee*	W	8-3
4/14	Morehead State*	W	6-0
4/14	Morehead State*	W	8-0
4/16	UT Martin*	W	7-0
4/16	UT Martin*	W	11-1
4/18	at Austin Peay*	W	9-0
4/18	at Austin Peay*	W	13-0
4/20	vs. Chattanooga	L	1-3
4/24	vs. Missouri	L	2-4
4/24	vs. Missouri	L	1-4
4/27	at Morehead State*	W	8-1
4/27	at Morehead State*	L	1-4
4/28	at Eastern Kentucky*	W	6-0
4/28	at Eastern Kentucky*	L	2-4
5/1	Southern Illinois	L	0-3
5/1	Southern Illinois	W	8-1
5/4	vs. Tennessee State +	W	8-0
5/4	vs. UT Martin +	W	1-0
5/5	vs. Middle Tennessee +	W	3-1
5/5	vs. Tennessee Tech +	L	3-4 (10)
5/5	vs. Tennessee Tech +	W	5-1
5/10	vs. Troy \$	L	0-3
5/10	vs. Troy \$	L	0-1 (10)

* - OVC Game; + - OVC Tournament
(Murfreesboro, Tenn.); \$ - NCAA Play-in series
(Troy, Ala.)

• OVC Regular-Season Champions
• OVC Tournament Champions

1997 Lana Richmond (33-23-1, 20-5 OVC)

3/1	vs. Evansville @	L	0-1
3/1	at Southern Illinois @	L	0-8
3/2	vs. Indiana @	L	3-7
3/2	vs. Western Illinois @	T	4-4
3/8	at Eastern Illinois*	L	2-3
3/8	at Eastern Illinois*	L	2-5
3/13	vs. Creighton #	W	5-4
3/14	vs. Illinois State #	L	0-3
3/14	vs. California #	L	0-1
3/15	at Hawai'i #	L	6-9
3/15	vs. Creighton #	L	2-5
3/16	vs. Illinois State #	W	4-0
3/16	vs. Creighton #	L	0-1
3/21	at Southern Illinois ^	W	5-3
3/21	at Southern Illinois ^	L	2-4
3/22	vs. Northern Iowa ^	W	1-0
3/22	vs. Saint Louis ^	W	7-4
3/26	UT Martin*	W	4-0
3/26	UT Martin*	W	7-2
3/29	at Tennessee Tech*	L	1-2
3/29	at Tennessee Tech*	W	7-1

3/30	at Eastern Kentucky*	W	15-2
3/31	at Morehead State*	W	11-0
3/31	at Morehead State*	W	6-0
4/3	at Evansville	W	7-0
4/3	at Evansville	W	7-2
4/5	Middle Tennessee*	W	10-3
4/5	Middle Tennessee*	W	3-2
4/6	Tennessee State*	W	11-1
4/6	Tennessee State*	W	2-0
4/9	at Southern Illinois	L	1-3
4/9	at Southern Illinois	L	2-9
4/12	Morehead State*	W	10-1
4/12	Morehead State*	W	8-0
4/13	Eastern Kentucky*	W	9-1
4/13	Eastern Kentucky*	W	2-0
4/14	Tennessee Tech*	L	1-5
4/14	Tennessee Tech*	W	3-0
4/15	at Missouri	L	7-10
4/15	at Missouri	L	0-4
4/19	at Austin Peay*	W	7-1
4/19	at Austin Peay*	W	3-1
4/20	at Middle Tennessee*	W	3-0
4/20	at Middle Tennessee*	W	5-2
4/26	Eastern Illinois*	W	3-2
4/26	Eastern Illinois*	L	0-2
4/29	at Missouri State	L	4-8
4/29	at Missouri State	L	0-1
4/30	Saint Louis	W	9-0
4/30	Saint Louis	W	7-0
5/3	vs. Austin Peay +	W	2-1
5/3	vs. UT Martin +	W	2-1
5/4	vs. Tennessee Tech +	W	2-0
5/4	vs. Eastern Illinois +	L	1-5
5/4	vs. Eastern Illinois +	W	12-2
5/8	at DePaul \$	L	1-9
5/8	at DePaul \$	L	3-5

* - OVC Game; @ - Southern Classic
(Carbondale, Ill.); # - Hawai'i Invitational
(Honolulu, Hawai'i); ^ - Saluki Invitational
(Carbondale, Ill.); + - OVC Tournament
(Morehead, Ky.); \$ - NCAA Play-in series
(Chicago, Ill.)

• OVC Regular-Season Champions
• OVC Tournament Champions

1998 Lana Richmond (38-13-1, 16-2 OVC)

2/28	vs. Bradley @	W	9-1
2/28	vs. Kentucky @	W	9-6
3/1	at Southern Illinois @	L	0-3
3/1	vs. Northern Illinois @	L	3-10
3/8	Northern Iowa	W	6-4
3/8	Northern Iowa	W	6-5
3/15	vs. East Carolina !	L	0-2
3/15	vs. Colgate !	W	3-1
3/16	vs. Fordham !	W	5-0
3/16	vs. Green Bay !	W	6-2
3/17	vs. Yale !	W	6-1
3/17	vs. Manhattan !	W	13-2
3/20	vs. Liberty !	W	8-0
3/23	Northwestern	L	2-6
3/23	Northwestern	W	3-1
3/24	Southern Illinois	L	3-4
3/24	Southern Illinois	T	3-3
3/25	at Saint Louis	W	5-2

3/25	at Saint Louis	W	12-1
3/27	vs. Northern Iowa ^	W	3-1
3/27	vs. Saint Louis ^	W	10-1
3/28	at Southern Illinois ^	W	3-2
3/28	vs. UT Martin ^	W	2-0
4/1	at Austin Peay*	W	9-1
4/1	at Austin Peay*	W	6-5
4/4	Tennessee Tech*	W	2-0
4/4	Tennessee Tech*	W	3-2
4/5	Tennessee State*	W	8-0
4/5	Tennessee State*	W	11-0
4/6	Middle Tennessee*	W	5-0
4/6	Middle Tennessee*	W	4-1
4/8	Eastern Illinois*	W	10-2
4/8	Eastern Illinois*	W	4-2
4/9	Evansville	L	4-5
4/9	Evansville	L	8-10
4/14	at UT Martin*	W	8-0
4/14	at UT Martin*	L	0-2
4/16	at Missouri	L	2-8
4/16	at Missouri	W	4-0
4/18	at Morehead State*	W	6-0
4/18	at Morehead State*	W	6-2
4/21	Austin Peay*	W	2-1
4/21	Austin Peay*	W	9-1
4/24	at Eastern Illinois*	L	0-4
4/24	at Eastern Illinois*	W	6-0
5/2	vs. Austin Peay +	W	8-2
5/3	vs. Tennessee Tech +	W	8-2
5/4	vs. Eastern Illinois +	W	3-2
5/4	vs. Eastern Illinois +	L	1-2
5/4	vs. Eastern Illinois +	W	13-4
5/7	DePaul \$	L	5-7
5/7	DePaul \$	L	2-6

* - OVC Game; @ - Southern Classic
(Carbondale, Ill.); ! - Rebel Spring Games
(Orlando, Fla.); ^ - Saluki Invitational
(Carbondale, Ill.); + - OVC Tournament
(Cape Girardeau, Mo.); \$ - NCAA Play-in series
(Cape Girardeau, Mo.)

• OVC Regular-Season Champions
• OVC Tournament Champions

1999 Lana Richmond (31-17, 16-2 OVC)

3/4	at Evansville	L	4-7
3/4	at Evansville	L	0-4
3/6	Northern Iowa #	L	2-3
3/7	Harvard #	W	5-1
3/15	vs. Indiana State	W	1-0
3/15	vs. Indiana State	W	12-4
3/16	at Sacramento State	L	0-1
3/16	at Sacramento State	L	1-6
3/18	vs. Nebraska !	L	1-10
3/18	vs. San Jose State !	L	4-5 (10)
3/19	vs. Oregon !	L	2-9
3/19	vs. Kansas !	L	0-7
3/20	vs. Sacramento State !	W	2-1 (9)
3/20	vs. Portland State !	W	9-1
3/21	vs. Ohio !	L	0-2
3/24	Saint Louis	W	6-2
3/24	Saint Louis	W	11-0
3/26	vs. Eastern Illinois ^	W	2-0
3/26	vs. Saint Louis ^	W	5-0
3/27	vs. Northern Iowa ^	L	1-3





RECORDS

YEARLY RESULTS

3/27	at Southern Illinois ^	W	5-4
3/30	at Austin Peay*	W	4-0
3/30	at Austin Peay*	W	3-0
4/1	Eastern Illinois*	W	5-2
4/1	Eastern Illinois*	W	3-2
4/6	UT Martin*	W	8-0
4/6	UT Martin*	W	12-5
4/7	at Southern Illinois	L	4-7
4/7	at Southern Illinois	L	1-9
4/10	at Tennessee State*	W	9-0
4/10	at Tennessee State*	W	11-3
4/11	at Tennessee Tech*	L	0-3
4/11	at Tennessee Tech*	W	6-2
4/12	at Middle Tennessee*	W	2-1 (9)
4/12	at Middle Tennessee*	W	4-1
4/17	Morehead State*	W	1-0
4/17	Morehead State*	W	3-0
4/18	Eastern Kentucky*	W	4-3
4/18	Eastern Kentucky*	W	4-3 (9)
4/21	at Eastern Illinois*	L	0-1
4/21	at Eastern Illinois*	W	1-0 (8)
5/1	vs. UT Martin +	W	5-0
5/1	vs. Tennessee Tech +	W	5-2
5/2	vs. Middle Tennessee +	W	9-0
5/2	vs. Eastern Illinois +	W	7-1
5/20	vs. Kansas \$	L	1-5
5/21	vs. East Carolina \$	W	2-1
5/22	vs. Kansas \$	L	1-3 (11)

* - OVC Game; # - Southeast Softball Classic (Cape Girardeau, Mo.); ! - Capital Classic (Sacramento, Calif.); ^ - Saluki Invitational (Carbondale, Ill.); + - OVC Tournament (Martin, Tenn.); \$ - NCAA Regional (Tucson, Ariz.)

- OVC Regular-Season Champions
- OVC Tournament Champions

2000 Lana Richmond (31-24, 17-7 OVC)

3/4	Northern Iowa !	W	4-1
3/4	Missouri State !	L	2-3
3/5	Bradley !	W	5-2
3/5	Creighton !	L	0-1
3/5	Iowa State !	L	1-5
3/9	Loyola-Chicago	L	1-3
3/9	Loyola-Chicago	W	2-0
3/13	at Saint Louis	W	10-3
3/13	at Saint Louis	W	5-3
3/16	vs. Utah #	L	5-16
3/17	vs. Nebraska #	L	2-7
3/17	vs. Louisville #	W	4-3
3/17	at Sacramento State #	L	2-11
3/18	at Sacramento State #	L	2-6
3/18	vs. Texas A&M-CC #	W	17-14
3/19	vs. Utah State #	L	1-2
3/24	vs. Western Kentucky	W	8-1
3/24	vs. Northern Iowa	L	8-9
3/25	vs. Syracuse	L	1-3
3/25	vs. Southern Illinois	L	0-1
3/28	at Austin Peay*	W	4-3
4/1	Tennessee Tech*	W	3-2
4/1	Tennessee Tech*	W	6-0
4/2	Tennessee Tech*	L	2-5
4/5	Southern Illinois	L	0-8
4/5	Southern Illinois	L	1-8
4/8	Eastern Kentucky*	L	1-7
4/8	Eastern Kentucky*	L	0-2 (8)

4/9	Eastern Kentucky*	W	9-3
4/11	UT Martin*	L	0-3
4/11	UT Martin*	W	4-0
4/14	at Tennessee State*	W	8-0
4/15	at Middle Tennessee*	W	4-2
4/15	at Middle Tennessee*	L	1-2
4/16	at Middle Tennessee*	W	1-0
4/18	Eastern Illinois*	W	6-1
4/18	Eastern Illinois*	L	1-5 (9)
4/20	vs. Missouri	W	5-0
4/22	Austin Peay*	W	8-0
4/22	Austin Peay*	W	1-0
4/26	vs. Missouri State	W	4-3
4/26	vs. Missouri State	L	1-3
4/29	at Morehead State*	W	5-0
4/29	at Morehead State*	L	1-6
4/30	at Morehead State*	W	2-0
5/2	at UT Martin*	W	8-2
5/2	at UT Martin	W	1-0 (9)
5/4	at Eastern Illinois*	W	3-0
5/7	Tennessee State*	W	11-3
5/7	Tennessee State*	W	12-0
5/11	vs. Morehead State +	W	4-3
5/11	vs. Eastern Illinois +	W	3-2 (8)
5/12	vs. Middle Tennessee +	L	1-3
5/12	vs. Tennessee Tech +	W	2-1
5/12	vs. Middle Tennessee +	L	1-3

* - OVC Game; ! - Southeast Softball Classic (Cape Girardeau, Mo.); # - Capital Classic (Sacramento, Calif.); OVC Tournament (Murfreesboro, Tenn.)

2001 Lana Richmond (25-25, 16-5 OVC)

3/2	Missouri State !	L	1-10
3/3	Illinois-Chicago !	L	0-6
3/3	Western Kentucky !	L	1-10
3/6	Mississippi	L	0-8
3/6	Mississippi	L	0-8
3/9	vs. Indiana #	W	8-0
3/10	vs. Louisville #	L	2-7
3/10	at Kentucky #	W	1-0
3/11	vs. Kent State #	L	0-2
3/11	vs. Akron #	W	6-0
3/20	at Southern Illinois	L	0-5
3/20	at Southern Illinois	W	4-0
3/21	at Mississippi	W	4-2
3/21	at Mississippi	L	0-8
3/23	vs. #21 Wisconsin ^	L	0-9
3/23	vs. #3 California ^	L	4-5
3/24	vs. Mercer ^	W	2-1
3/24	vs. Harvard ^	L	3-4 (9)
3/28	Austin Peay*	W	8-0
3/28	Austin Peay*	W	11-4
3/30	at Tennessee State*	W	12-3
3/31	at Tennessee Tech*	L	4-5 (9)
3/31	at Tennessee Tech*	L	1-5
4/1	at Tennessee Tech*	W	5-2
4/5	at Eastern Illinois*	L	1-3
4/5	at Eastern Illinois*	W	3-0
4/10	UT Martin*	W	2-0
4/10	UT Martin*	W	11-3
4/12	Eastern Illinois*	W	7-3
4/13	Tennessee State*	W	7-4 (12)
4/13	Tennessee State*	W	9-1
4/14	Middle Tennessee	L	0-4
4/14	Middle Tennessee	L	0-4

4/16	Southern Illinois	L	0-11
4/18	Saint Louis	L	1-2 (8)
4/18	Saint Louis	W	11-3
4/21	at Eastern Kentucky*	W	2-1
4/21	at Eastern Kentucky*	W	6-4
4/22	at Eastern Kentucky*	L	1-2
4/24	Missouri	L	3-4
4/24	Missouri	L	1-5
4/25	at UT Martin*	W	3-2
4/25	at UT Martin	W	5-2
4/28	Morehead State*	W	4-2
4/28	Morehead State*	W	9-3
4/29	Morehead State*	W	6-4
5/1	at Austin Peay*	L	0-1
5/4	vs. Eastern Kentucky +	L	0-2
5/4	vs. Tennessee State +	W	1-0
5/5	vs. Eastern Illinois +	L	0-1

* - OVC Game; ! - Southeast Softball Classic (Cape Girardeau, Mo.); # - Kentucky Invitational Tournament (Lexington, Ky.); ^ - Georgia Tech Buzz Classic (Atlanta, Ga.); OVC Tournament (Cookeville, Tenn.)

2002 Lana Richmond (14-27, 9-12 OVC)

3/1	Mississippi	L	3-5
3/1	Mississippi	L	1-4
3/5	at Southern Illinois	L	0-1
3/5	at Southern Illinois	L	1-7
3/7	Loyola-Chicago	L	2-6
3/7	Loyola-Chicago	L	3-8
3/11	Indiana State	W	6-2
3/15	vs. Pittsburgh #	L	4-5
3/15	vs. Jacksonville State #	L	1-3
3/16	vs. Birmingham Southern #	L	1-7
3/16	vs. Gardner-Webb #	W	8-1
3/19	at College of Charleston	W	6-2
3/19	at College of Charleston	L	1-3
3/23	Eastern Kentucky*	L	2-3
3/23	Eastern Kentucky*	L	1-2
3/24	Eastern Kentucky*	L	1-7
3/29	at Tennessee State*	L	6-7 (9)
3/29	at Tennessee State*	W	15-7
4/1	at Tennessee State*	W	9-3
4/3	at Missouri	L	2-10
4/3	at Missouri	L	0-12
4/6	Austin Peay*	W	3-2
4/6	Austin Peay*	W	4-1
4/7	Austin Peay*	L	5-6
4/9	Eastern Illinois*	L	4-5
4/9	Eastern Illinois*	L	0-6
4/13	Tennessee Tech*	W	2-0
4/13	Tennessee Tech*	L	2-3
4/14	Tennessee Tech*	L	0-7
4/16	at UT Martin*	W	3-2
4/16	at UT Martin*	L	1-2
4/18	at Eastern Illinois*	W	4-0
4/20	at Morehead State*	W	7-5
4/20	at Morehead State*	W	9-3
4/21	at Morehead State*	L	0-3
4/24	Southern Illinois	L	1-3
4/27	UT Martin*	L	1-5
4/27	UT Martin	W	5-1
5/3	vs. Austin Peay +	W	5-3
5/3	vs. Eastern Kentucky +	L	0-7
5/4	vs. UT Martin +	L	1-4

* - OVC Game; # - Winthrop Tournament (Rock Hill, S.C.); OVC Tournament (Richmond, Ky.)

2003 Lana Richmond (18-29, 11-9 OVC)

3/4	at Lipscomb	W	6-0 (9)
3/4	at Lipscomb	L	5-6
3/5	at Evansville	L	1-3
3/5	at Evansville	L	0-6
3/7	Siena !	W	8-1
3/8	Middle Tennessee !	L	0-6
3/8	Drake !	L	1-5
3/9	Missouri State !	L	1-8
3/9	Lipscomb !	W	17-8
3/14	vs. Toledo #	L	2-4
3/14	vs. UNC Greensboro #	L	2-8
3/16	at Winthrop #	L	1-4
3/17	vs. Marshall	L	2-5
3/17	vs. Marshall	W	5-4
3/20	at Middle Tennessee	L	0-5
3/20	at Middle Tennessee	L	0-10
3/26	Southern Illinois	L	1-5
3/26	Southern Illinois	L	3-9
3/29	Tennessee State*	W	4-0
3/29	Tennessee State*	W	4-3
3/30	Tennessee State*	L	4-10
4/2	Missouri	L	0-9
4/2	Missouri	L	0-9
4/5	at Austin Peay*	W	5-0
4/5	at Austin Peay*	L	1-2
4/9	at Eastern Illinois*	L	0-1
4/9	at Eastern Illinois*	W	7-6
4/12	at Tennessee Tech*	W	4-2
4/12	at Tennessee Tech*	L	3-4 (9)
4/13	at Tennessee Tech*	L	3-7
4/16	at Missouri State	L	0-8
4/18	Morehead State*	W	7-4
4/18	Morehead State*	W	6-3
4/19	Morehead State*	L	4-7
4/23	Eastern Illinois*	W	6-5 (11)
4/26	UT Martin*	W	3-0
4/26	UT Martin*	W	5-4
4/27	at UT Martin*	L	1-5
4/29	Saint Louis	L	2-4
5/3	at Eastern Kentucky*	W	4-0
5/3	at Eastern Kentucky*	L	1-4
5/4	at Eastern Kentucky*	L	0-3
5/8	vs. Austin Peay +	W	5-4
5/8	vs. Tennessee Tech +	L	0-4
5/9	vs. UT Martin +	W	4-3 (9)
5/9	vs. Eastern Illinois +	W	4-2
5/9	vs. Eastern Kentucky +	L	2-7

* - OVC Game; ! - Southeast Softball Classic (Cape Girardeau, Mo.); # - Winthrop Tournament (Rock Hill, S.C.); OVC Tournament (Cookeville, Tenn.)

2004 Lana Richmond (16-36, 10-14 OVC)

3/5	vs. Belmont @	W	4-2 (8)
3/6	at Western Kentucky @	L	0-10
3/7	vs. Illinois State @	L	7-9
3/7	vs. Belmont @	L	3-6
3/9	at Belmont	W	6-1
3/9	at Belmont	L	1-4



YEARLY RESULTS

RECORDS



3/12	Missouri State !	L	3-5 (9)	3/16	vs. George Mason #	W	5-0
3/13	Valparaiso !	L	5-6	3/16	vs. Yale #	W	3-0
3/13	Iowa State !	W	8-4	3/19	at UT Martin*	L	2-5
3/14	Indiana State !	L	1-3	3/19	at UT Martin*	L	0-2
3/14	Bradley !	W	8-6 (8)	3/20	at UT Martin*	W	6-3
3/17	vs. Rider #	L	1-2	3/22	Wright State	W	10-6
3/17	vs. Iona #	L	1-2	3/23	Belmont	W	7-5
3/18	vs. Cleveland State #	L	0-3	3/23	Belmont	L	4-5
3/18	vs. Colorado State #	L	1-7	3/25	at Morehead State*	W	7-2
3/19	vs. Colgate #	L	1-4	3/25	at Morehead State*	L	5-8
3/19	vs. Vermont #	W	2-1 (8)	3/26	at Morehead State*	W	3-1
3/20	vs. Cornell #	L	1-4	3/29	at Evansville	L	2-3
3/20	vs. Fordham #	L	1-5	3/29	at Evansville	L	0-9
3/23	Evansville	L	2-9	4/2	at Tennessee State*	W	9-1
3/23	Evansville	L	2-9	4/3	at Tennessee State*	L	1-3
3/25	at Southern Illinois	L	0-3	4/3	at Tennessee State*	W	14-0
3/25	at Southern Illinois	L	1-3	4/6	Southern Illinois	L	1-4
3/30	at Saint Louis	L	1-2 (8)	4/6	Southern Illinois	L	0-1
3/30	at Saint Louis	L	4-6	4/9	Eastern Kentucky*	W	3-1
4/1	Eastern Illinois*	L	1-4	4/9	Eastern Kentucky*	W	8-0
4/1	Eastern Illinois*	W	3-2	4/10	Eastern Kentucky*	W	3-2
4/3	Tennessee State*	W	9-1	4/14	Saint Louis	L	3-7
4/3	Tennessee State*	W	8-0	4/14	Saint Louis	W	8-3
4/4	Tennessee State*	W	3-0	4/16	Samford*	W	7-0
4/7	Austin Peay*	L	2-5 (8)	4/16	Samford*	W	2-1
4/7	Austin Peay*	W	8-0	4/17	Samford*	L	3-4
4/9	at Tennessee Tech*	L	1-3	4/20	at Eastern Illinois*	L	6-7 (12)
4/9	at Tennessee Tech*	L	0-7	4/20	at Eastern Illinois*	L	1-4
4/10	at Tennessee Tech*	W	3-1 (10)	4/23	Tennessee Tech*	L	3-6
4/17	Jacksonville State*	L	5-6	4/24	Tennessee Tech*	L	3-6
4/17	Jacksonville State*	L	3-6	4/24	Tennessee Tech*	L	2-3 (10)
4/18	Jacksonville State*	L	5-9	4/27	at Jacksonville State*	L	0-5
4/24	at Morehead State*	W	3-1	4/27	at Jacksonville State*	L	2-7
4/24	at Morehead State*	L	3-4	4/28	at Jacksonville State*	L	0-4
4/25	at Morehead State*	W	4-1	5/6	Eastern Illinois*	W	3-1
4/27	UT Martin*	W	5-4	5/7	Austin Peay*	W	5-1
4/27	UT Martin*	L	2-3	5/7	Austin Peay*	W	4-0
5/2	Eastern Kentucky*	L	0-3	5/8	Austin Peay*	L	2-4
5/2	Eastern Kentucky*	L	1-3 (10)	5/12	vs. UT Martin +	L	2-3
5/5	at Eastern Illinois*	W	2-1	5/13	vs. Samford +	W	6-5 (11)
5/8	Samford*	L	0-2	5/13	vs. UT Martin +	W	4-1
5/8	Samford*	L	0-2	5/14	vs. Jacksonville State +	L	4-6
5/9	Samford*	L	2-3				
5/13	vs. Tennessee Tech +	W	3-0				
5/13	vs. UT Martin +	L	6-9 (8)				
5/14	vs. Jacksonville State +	L	4-5				

* - OVC Game; @ - Western Kentucky
Tournament (Bowling Green, Ky.); ! - Southeast
Softball Classic (Cape Girardeau, Mo.);
- Rebel Spring Games (Kissimmee, Fla.);
OVC Tournament (Richmond, Ky.)

2005 Lana Richmond (27-28, 13-14 OVC)

3/5	vs. Missouri @	L	0-8
3/5	at UMKC @	W	5-2
3/6	vs. Missouri State @	L	5-7
3/6	vs. Missouri @	L	2-6
3/8	Lipscomb	L	4-5
3/8	Lipscomb	L	3-7
3/12	vs. Saint Peters #	W	4-0
3/12	vs. Sacred Heart #	W	8-0
3/13	vs. Cleveland State #	W	4-1
3/13	vs. Colgate #	W	4-3
3/14	vs. Columbia #	L	4-5
3/15	vs. Northern Colorado #	W	4-1
3/15	vs. George Washington #	W	1-0

* - OVC Game; @ - All-Missouri Cancer Classic
(Kansas City, Mo.); # - Rebel Spring Games
(Orlando, Fla.); + - OVC Tournament
(Jacksonville, Ala.)

2006 Lana Richmond (28-24, 14-13 OVC)

2/24	vs. Alcorn State @	W	5-0
2/24	at Mississippi State @	L	2-5
2/26	vs. Northwestern State @	W	12-7
2/26	at Mississippi State @	L	0-3
3/3	at Missouri State ^	L	1-2
3/3	vs. Missouri ^	L	1-7
3/4	vs. UMKC ^	W	4-0
3/4	vs. Saint Louis ^	W	8-4
3/7	at Southern Illinois	L	0-4
3/7	at Southern Illinois	L	4-8
3/11	Lipscomb #	L	2-3
3/11	IUPUI #	W	18-7
3/12	Northern Iowa #	W	9-3
3/12	Northern Iowa #	W	5-4 (8)
3/18	at Austin Peay*	W	4-1 (9)
3/18	at Austin Peay*	W	4-2
3/19	at Austin Peay*	W	5-2
3/22	at Middle Tennessee	W	11-0

3/22	at Middle Tennessee	W	12-3
3/23	at Memphis	W	2-1
3/23	at Memphis	L	2-3
3/25	UT Martin*	L	1-2
3/25	UT Martin*	W	2-1
3/26	UT Martin*	W	3-1
3/29	Evansville	W	4-2
3/29	Evansville	W	10-1
4/1	Morehead State*	W	8-0
4/1	Morehead State*	W	9-1
4/2	Morehead State*	W	4-0
4/4	at Saint Louis	L	0-3
4/4	at Saint Louis	W	9-0
4/8	Tennessee State*	W	6-4
4/8	Tennessee State*	W	1-0
4/9	Tennessee State*	W	15-2
4/14	at Eastern Kentucky*	W	3-1
4/14	at Eastern Kentucky*	L	1-15
4/15	at Eastern Kentucky*	L	1-4
4/18	Eastern Illinois*	W	11-1
4/18	Eastern Illinois*	W	10-5
4/21	at Samford*	L	0-1
4/22	at Samford*	L	1-2
4/22	at Samford*	L	1-2
4/29	at Tennessee Tech*	L	0-1
4/29	at Tennessee Tech*	L	1-9
4/30	at Tennessee Tech*	L	1-2
5/3	at Eastern Illinois*	L	1-7
5/6	Jacksonville State*	L	2-3
5/6	Jacksonville State*	L	3-5
5/7	Jacksonville State*	L	3-10
5/11	vs. UT Martin +	W	3-0
5/11	vs. Tennessee Tech +	L	0-8
5/12	vs. Eastern Kentucky +	L	0-3

* - OVC Game; @ - Mississippi State
Invitational (Starkville, Miss.); ^ - All-Missouri
Cancer Classic (Springfield, Mo.); # - South-
east Softball Classic (Cape Girardeau, Mo.);
OVC Tournament (Cookeville, Tenn.)

2007 Lana Richmond (20-29, 11-16 OVC)

2/23	at Memphis @	L	1-2 (9)
2/23	vs. Alabama A&M @	W	8-0
2/25	vs. Evansville @	L	2-3
2/25	vs. Central Arkansas @	W	11-1
3/4	vs. UMKC ^	L	0-6
3/4	vs. Missouri State ^	L	4-10
3/9	Belmont #	W	9-0
3/10	Belmont #	L	0-4
3/10	Bradley #	L	2-3
3/11	#18 Illinois State #	L	0-7
3/11	IUPUI #	W	9-0
3/17	Samford*	W	3-1
3/17	Samford*	L	2-10
3/18	Samford*	W	9-1
3/19	at Western Kentucky	L	1-3
3/19	at Western Kentucky	L	8-10
3/20	at Middle Tennessee	L	2-3 (12)
3/21	at Mississippi	L	2-12
3/21	at Mississippi	W	7-3
3/24	at Tennessee State*	L	3-4
3/24	at Tennessee State*	L	0-2
3/25	at Tennessee State*	W	1-0
3/28	at Evansville	W	5-3
3/28	at Evansville	L	6-7 (8)
3/31	Eastern Kentucky*	L	9-10

4/1	Eastern Kentucky*	L	3-12
4/1	Eastern Kentucky*	W	3-2
4/6	at Jacksonville State*	L	3-6
4/6	at Jacksonville State*	L	4-9
4/7	at Jacksonville State*	L	3-11
4/11	at Eastern Illinois*	L	2-3
4/11	at Eastern Illinois*	L	7-11
4/14	Austin Peay*	L	0-9
4/15	Austin Peay*	L	6-7
4/15	Austin Peay*	W	9-1
4/17	Saint Louis	W	6-4
4/17	Saint Louis	W	4-3
4/21	at UT Martin*	W	3-1
4/21	at UT Martin*	L	2-4
4/22	at UT Martin*	W	6-5
4/24	Memphis	W	4-3
4/24	Memphis	L	1-10
4/28	Tennessee Tech*	L	0-7
4/28	Tennessee Tech*	W	9-5
4/29	Tennessee Tech*	L	3-8
5/2	Eastern Illinois*	W	5-2
5/5	at Morehead State*	L	1-8
5/5	at Morehead State*	W	7-4
5/6	at Morehead State*	W	4-1

* - OVC Game; @ - Blues City Classic
(Southaven, Miss.); ^ - All-Missouri
Cancer Classic (St. Louis, Mo.); # - Southeast
Softball Classic (Cape Girardeau, Mo.)

2008 Lana Richmond (24-28, 11-16 OVC)

2/14	at Jackson State	W	8-0
2/14	at Jackson State	W	12-3
2/15	vs. Central Arkansas @	W	5-3
2/17	vs. Iowa State @	L	1-8
2/17	at UL-Monroe @	L	1-2
2/22	vs. Morehead State !	L	0-2
2/22	vs. Arkansas-Pine Bluff !	W	11-2
2/23	at Memphis !	L	1-3
2/23	vs. Evansville !	L	4-16
2/24	vs. Alabama A&M !	W	15-0
3/2	Missouri State ^	W	3-1
3/2	Saint Louis ^	W	7-3
3/7	vs. Florida Gulf Coast #	L	0-5
3/7	vs. Bethune-Cookman #	W	4-0
3/8	vs. Towson #	L	4-5 (8)
3/8	at Florida Atlantic #	L	6-7
3/9	vs. Bethune-Cookman #	L	2-5 (9)
3/11	vs. Longwood %	W	2-0
3/11	vs. Longwood %	L	1-12
3/12	at Belmont	L	0-1
3/13	at Belmont	W	10-8
3/15	at Eastern Kentucky*	L	2-6
3/16	at Eastern Kentucky*	L	2-10
3/16	at Eastern Kentucky*	L	2-10
3/21	at Tennessee Tech*	W	4-0
3/21	at Tennessee Tech*	L	1-5
3/22	at Tennessee Tech*	L	2-3 (12)
3/25	Eastern Illinois*	W	7-2
3/25	Eastern Illinois*	W	7-6
3/29	at Austin Peay*	L	4-5
3/30	at Austin Peay*	W	12-0
3/30	at Austin Peay*	W	9-4
4/5	Tennessee State*	W	5-2
4/5	Tennessee State*	L	2-3
4/6	Tennessee State*	W	6-3
4/9	Middle Tennessee	W	6-4





RECORDS

YEARLY RESULTS

4/9	Middle Tennessee	L	3-5	4/29	Eastern Illinois*	W	8-3
4/12	at Samford*	L	0-8	5/2	at Tennessee State*	W	9-1
4/12	at Samford*	W	4-3	5/2	at Tennessee State*	W	4-3
4/13	at Samford*	L	1-7	5/3	at Tennessee State*	W	8-7
4/17	at Saint Louis	W	6-0	5/7	vs. Morehead State +	W	1-0
4/17	at Saint Louis	W	2-1	5/8	vs. Tennessee Tech +	W	7-1
4/19	Morehead State*	L	0-6	5/9	vs. UT Martin +	L	2-3 (8)
4/19	Morehead State*	W	5-1	5/9	vs. UT Martin +	L	1-4
4/20	Morehead State*	W	2-1				
4/23	at Eastern Illinois*	L	3-4				
4/26	UT Martin*	W	6-5 (8)				
4/26	UT Martin*	L	2-5				
4/27	UT Martin*	L	5-7				
5/3	Jacksonville State*	L	0-7				
5/3	Jacksonville State*	L	3-6				
5/4	Jacksonville State*	L	4-8 (8)				

* - OVC Game; @ - Mardi Gras Tournament
Monroe, La.; ^ - All-Missouri Cancer Classic
(Springfield, Mo.); + - OVC Tournament
(Jacksonville, Ala.)

2010 Lana Richmond (17-31, 6-17 OVC)

* - OVC Game; @ - Mardi Gras Tournament
Monroe, La.; ! - Blues City Classic (Southaven,
Miss.); ^ - All-Missouri Cancer Classic (Cape
Girardeau, Mo.); # - Florida Atlantic
Tournament (Boca Raton, Fla.); % Games
played in Boca Raton, Fla.

2009 Lana Richmond (29-21, 16-8 OVC)

2/12	at Jackson State	W	11-0	2/11	at Jackson State	W	11-3
2/13	at UL-Monroe	W	4-1	2/13	vs. UMKC @	W	6-4
2/13	vs. Central Arkansas @	L	0-8	2/13	at UL-Monroe @	L	6-9
2/14	at UL-Monroe @	W	4-3	2/19	vs. McNeese State !	L	2-6
2/14	vs. Centenary @	W	5-4 (8)	2/19	vs. Fort Wayne !	W	7-4
2/15	vs. Centenary @	L	2-10	2/20	vs. Indiana State !	W	6-3
3/4	at #18 Southern Illinois	L	1-2	2/20	vs. Appalachian State !	L	2-10
3/4	at #18 Southern Illinois	L	0-6	3/5	vs. UMKC ^	L	1-7
3/6	at Missouri State ^	W	4-1 (8)	3/5	vs. Saint Louis ^	L	2-10
3/6	vs. UMKC ^	W	10-3 (8)	3/6	at #4 Missouri ^	L	0-13
3/7	vs. Saint Louis ^	W	1-0	3/6	vs. Missouri State ^	L	3-7
3/7	vs. #12 Missouri ^	L	0-8	3/10	Fort Wayne	W	4-3 (8)
3/17	at North Carolina A&T	W	8-7	3/11	Illinois State	L	1-12
3/17	at North Carolina A&T	W	6-0	3/13	vs. SIU Edwardsville #	W	7-6
3/18	at Elon	L	2-4	3/13	at Arkansas #	L	2-4
3/18	at Elon	L	1-8	3/14	vs. Louisiana Tech #	L	3-5
3/18	at Morehead State*	W	1-0	3/14	vs. SIU Edwardsville #	L	5-6
3/20	at Morehead State*	W	7-4	3/16	IUPUI	W	15-7
3/21	at Morehead State*	L	1-2 (10)	3/16	IUPUI	W	5-4 (8)
3/28	Tennessee Tech*	W	3-2	3/17	at Indiana State	W	5-3 (8)
3/28	Tennessee Tech*	L	0-13	3/17	at Indiana State	L	2-4
3/29	Tennessee Tech*	L	1-6	3/20	Morehead State*	L	2-9
4/1	Missouri-St. Louis	L	0-6	3/20	Morehead State*	L	5-7
4/1	Missouri-St. Louis	L	3-4	3/27	at Eastern Kentucky*	L	4-5
4/4	at Jacksonville State*	L	1-12	3/27	at Eastern Kentucky*	W	6-0
4/4	at Jacksonville State*	L	0-9	3/28	at Eastern Kentucky*	L	2-7
4/5	at Jacksonville State*	L	1-11	3/31	Eastern Illinois*	L	0-3
4/8	SIU Edwardsville	L	1-6	3/31	Eastern Illinois*	L	2-10
4/8	SIU Edwardsville	L	3-12	4/2	at Austin Peay*	L	3-4 (8)
4/10	at UT Martin*	L	1-2	4/2	at Austin Peay*	W	12-5
4/10	at UT Martin*	L	2-8	4/3	at Austin Peay*	L	2-11
4/11	at UT Martin*	W	4-3	4/9	Tennessee State*	W	9-0
4/15	Saint Louis	W	5-4 (8)	4/9	Tennessee State*	L	4-6
4/15	Saint Louis	W	9-5	4/10	Tennessee State*	W	7-5
4/18	Austin Peay*	W	4-1	4/14	at Eastern Illinois*	L	0-2
4/18	Austin Peay*	W	6-5 (9)	4/17	at Murray State*	L	1-9
4/19	Austin Peay*	W	7-5	4/17	at Murray State*	W	9-6
4/23	at Eastern Illinois*	W	6-2	4/18	at Murray State*	L	4-9
4/23	at Eastern Illinois*	W	11-3	4/22	at SIU Edwardsville	W	3-2 (9)
4/25	Eastern Kentucky*	W	4-3	4/22	at SIU Edwardsville	L	2-3
4/25	Eastern Kentucky*	W	8-5	5/1	UT Martin*	L	3-4 (8)
4/26	Eastern Kentucky*	W	4-3	5/2	UT Martin*	L	1-5
				5/2	UT Martin*	L	0-2
				5/5	at Saint Louis	W	6-3
				5/5	at Saint Louis	L	1-9
				5/8	at Tennessee Tech*	L	0-4
				5/8	at Tennessee Tech*	L	1-2
				5/9	at Tennessee Tech*	W	2-0

* - OVC Game; @ - Mardi Gras Classic
Monroe, La.; ^ - All-Missouri Cancer Classic
(Columbia, Mo.); ! - Blues City Classic
(Memphis, Tenn.); # - Arkansas Invitational
(Fayetteville, Ark.)

2011 Lana Richmond (31-30, 17-12 OVC)				2012 Lana Richmond (25-30, 13-16 OVC)			
2/11	vs. Northwestern State @	L	1-2	2/9	at Jackson State	L	1-11
2/11	at UL-Monroe @	L	3-11	2/10	vs. Grambling State @	W	15-8
2/12	vs. Indiana State @	W	6-2	2/10	vs. IUPUI @	L	0-5
2/12	at UL-Monroe @	L	1-6	2/11	vs. Grambling State @	W	21-3
2/13	vs. Northwestern State @	L	2-10	2/11	at UL-Monroe @	W	8-4
2/25	vs. South Alabama !	L	3-8	2/12	vs. Northwestern State @	W	3-1
2/25	vs. Western Kentucky !	L	5-8	2/24	vs. Miami (Ohio) !	L	2-6
2/26	vs. Louisiana Tech !	W	5-4	2/24	vs. Western Illinois !	L	4-12
2/26	vs. Austin Peay !	W	6-3	2/25	vs. Northern Iowa !	L	1-2
2/27	at Mississippi !	L	2-4	2/25	vs. Missouri State !	L	1-4
3/4	vs. #18 Missouri ^	L	0-5	2/26	at Memphis !	L	0-1
3/4	at Saint Louis ^	L	2-3	3/3	vs. Saint Louis ^	L	4-5 (8)
3/5	at Saint Louis ^	L	3-8	3/3	vs. #13 Missouri ^	L	0-9
3/9	Southern Illinois	L	0-10	3/4	at UMKC ^	L	2-5 (8)
3/12	at SIU Edwardsville*	W	11-4 (9)	3/4	vs. Missouri State ^	L	4-5
3/12	at SIU Edwardsville*	W	8-6 (8)	3/10	Morehead State*	W	11-10
3/13	at SIU Edwardsville*	L	1-11	3/10	Morehead State*	L	1-3
3/17	at Belmont	L	0-3	3/11	Morehead State*	W	9-5
3/17	at Belmont	L	5-6 (8)	3/14	at Indiana State	W	4-0
3/19	Tennessee Tech*	W	4-1	3/14	at Indiana State	W	9-6
3/19	Tennessee Tech*	W	6-3	3/15	at Evansville	W	6-1
3/20	Tennessee Tech*	L	1-4	3/15	at Evansville	L	4-5
3/23	Evansville	L	2-4 (8)	3/17	at Eastern Kentucky*	L	2-3 (8)
3/23	Evansville	W	9-0	3/17	at Eastern Kentucky*	W	7-5 (8)
3/26	at Jacksonville State*	W	7-6	3/18	at Eastern Kentucky*	L	2-4
3/26	at Jacksonville State*	L	5-8	3/21	at UT Martin*	L	4-5 (9)
3/27	at Jacksonville State*	L	8-13	3/21	at UT Martin*	L	1-2
3/30	UT Martin*	W	5-4	3/25	SIU Edwardsville*	W	9-8
3/30	UT Martin*	L	1-7	3/25	SIU Edwardsville*	W	4-1
4/2	Austin Peay*	W	8-5	3/29	UT Martin*	L	2-3
4/2	Austin Peay*	W	9-1	3/31	at Tennessee Tech*	W	6-2
4/3	Austin Peay*	L	1-2	3/31	at Tennessee Tech*	L	1-6
4/6	Indiana State	W	10-8	4/1	at Tennessee Tech*	L	2-3
4/6	Indiana State	W	4-2	4/4	Eastern Illinois*	L	2-3
4/7	at UT Martin*	L	2-7	4/4	Eastern Illinois*	L	3-5
4/9	at Tennessee State*	W	6-5	4/6	Jacksonville State*	W	3-1
4/9	at Tennessee State*	W	5-3	4/6	Jacksonville State*	L	8-9
4/10	at Tennessee State*	W	10-0	4/7	Jacksonville State*	L	1-2
4/13	at Eastern Illinois*	L	0-2	4/11	Middle Tennessee	W	8-2
4/13	at Eastern Illinois*	L	0-4	4/11	Middle Tennessee	W	10-3
4/16	Murray State*	W	10-9 (8)	4/14	at Austin Peay*	W	5-4 (8)
4/16	Murray State*	W	11-4	4/14	at Austin Peay*	W	7-3
4/17	Murray State*	L	7-9	4/15	at Austin Peay*	W	6-2
4/19	Eastern Illinois*	W	8-4	4/18	at Eastern Illinois*	L	0-1
4/22	Williams Baptist	W	4-1	4/21	Tennessee State*	W	2-0
4/22	Williams Baptist	W	5-2	4/21	Tennessee State*	W	12-4
4/28	at Middle Tennessee	W	3-2	4/22	Tennessee State*	W	6-2
4/28	at Middle Tennessee	L	3-7	4/25	at Southern Illinois	L	6-7
4/30	at Morehead State*	W	14-7	4/28	at Murray State*	L	1-3
4/30	at Morehead State*	W	4-3	4/28	at Murray State*	L	7-10
5/4	Saint Louis	W	5-1	4/29	at Murray State*	L	7-8
5/4	Saint Louis	L	2-3	5/1	at Saint Louis	L	0-1
5/7	Eastern Kentucky*	W	5-1	5/1	at Saint Louis	W	6-1
5/7	Eastern Kentucky*	L	0-8	5/2	Belmont	W	5-3
5/8	Eastern Kentucky*	L	2-9 (12)	5/2	Belmont	W	14-13 (10)
5/12	vs. SIU Edwardsville +	W	4-3 (8)				
5/12	vs. Eastern Illinois +	W	4-0				
5/13	vs. Jacksonville State +	L	0-4				
5/14	vs. Eastern Illinois +	W	9-1				
5/14	vs. Jacksonville State +	W	3-2				
5/15	vs. Jacksonville State +	L	5-9				

* - OVC Game; @ - Mardi Gras Classic
Monroe, La.; ! - Blues City Classic (Memphis,
Tenn.); ^ - All-Missouri Cancer Classic
(Kansas City, Mo.)

* - OVC Game; @ - Mardi Gras Classic
Monroe, La.; ! - Red & Blue Classic (Oxford,
Miss.); ^ - All-Missouri Cancer Classic
(St. Louis, Mo.); + - OVC Tournament
(Charleston, Ill.)



YEARLY RESULTS

RECORDS



2013 Lana Richmond (15-33, 6-18 OVC)

2/7	at Jackson State	L	0-1
2/8	vs. Mississippi Valley @	W	3-2
2/8	vs. Grambling State @	W	6-3
2/9	at UL-Monroe @	L	1-5
2/9	at Northwestern State @	L	0-8
2/22	vs. Detroit Mercy !	W	10-7 (10)
2/23	vs. Samford !	L	1-2 (8)
2/23	vs. Nicholls State !	L	7-8
2/24	vs. Mississippi State !	L	4-8
2/24	at Memphis !	L	1-2
3/7	Missouri State	W	3-2
3/7	Missouri State	L	1-2
3/9	vs. Bowling Green ^	L	1-4
3/9	at Evansville ^	L	0-8
3/10	vs. Bowling Green ^	W	4-1
3/10	at Evansville ^	L	2-9
3/13	Indiana State	W	5-4
3/13	Indiana State	W	9-4
3/16	at Murray State*	W	9-3
3/16	at Murray State*	L	1-8
3/20	Georgia Tech	L	4-9
3/21	at Western Kentucky	L	3-10
3/23	at Belmont*	L	11-12
3/23	at Belmont*	W	3-1
3/24	at Tennessee State*	W	4-0
3/29	SIU Edwardsville*	L	0-13
3/29	SIU Edwardsville*	L	1-11
3/30	SIU Edwardsville*	L	1-9
4/2	Evansville	L	0-1
4/2	Evansville	W	3-2
4/6	at Jacksonville State*	L	2-4
4/6	at Jacksonville State*	L	5-13
4/7	at Tennessee Tech*	L	1-9
4/7	at Tennessee Tech*	L	0-4
4/13	Eastern Illinois*	L	1-5
4/13	Eastern Illinois*	W	4-1
4/14	Eastern Illinois*	L	1-10
4/20	Eastern Kentucky*	W	12-11
4/20	Eastern Kentucky*	L	4-6
4/21	Morehead State*	L	6-7
4/21	Morehead State*	W	5-4
4/25	Southern Illinois	W	14-7
4/28	at Austin Peay*	L	0-6
4/28	at Austin Peay*	L	5-6
4/29	at Austin Peay*	L	1-4
5/1	Saint Louis	L	1-5
5/4	UT Martin*	L	9-11
5/4	UT Martin*	L	5-14

* - OVC Game; @ - Mardi Gras Classic
Monroe, La.; ! - Blues City Classic (Memphis,
Tenn.); ^ - Evansville Tournament
(Evansville, Ind.)

2014 Lana Richmond (11-34, 3-20 OVC)

2/14	vs. Houston Baptist @	W	9-7
2/14	at UL-Monroe @	L	4-6
2/15	vs. Houston Baptist @	L	3-6
2/15	vs. Grambling State @	W	9-1
2/16	vs. Grambling State @	W	2-0
2/22	vs. Lipscomb !	L	0-11
2/22	vs. Loyola-Chicago !	W	13-3
2/23	vs. Ball State !	L	2-11
2/23	at Memphis !	L	1-6
3/1	Missouri State ^	L	0-8
3/1	Saint Louis ^	L	4-7
3/15	Missouri-St. Louis	W	5-4
3/15	Missouri-St. Louis	L	4-6
3/18	North Dakota State	L	0-11
3/19	at Indiana State	L	2-3
3/19	at Indiana State	L	0-2
3/20	at Evansville	L	5-6 (8)
3/20	at Evansville	L	4-8
3/22	at Eastern Kentucky*	L	1-5
3/22	at Eastern Kentucky*	W	5-3
3/23	at Morehead State*	L	6-7
3/23	at Morehead State*	L	4-7
3/29	Austin Peay*	L	1-4
3/29	Austin Peay*	W	13-4
3/30	Austin Peay*	L	2-6
4/5	Belmont*	L	0-6
4/5	Belmont*	L	5-14
4/6	Tennessee State*	L	1-3
4/6	Tennessee State*	L	3-4
4/12	at SIU Edwardsville*	L	0-10
4/12	at SIU Edwardsville*	L	2-9
4/13	at SIU Edwardsville*	L	0-3
4/18	Jacksonville State*	L	0-9
4/18	Jacksonville State*	L	0-9
4/19	Tennessee Tech*	L	0-3
4/19	Tennessee Tech*	L	3-5
4/23	at Saint Louis	L	0-8
4/23	at Saint Louis	W	9-7
4/26	at UT Martin*	L	1-6
4/26	at UT Martin*	L	6-12
4/30	Missouri Baptist	W	10-5
4/30	Missouri Baptist	W	13-1
5/3	Murray State*	L	4-5
5/3	Murray State*	L	0-1
5/4	Murray State*	W	5-3

* - OVC Game; @ - Mardi Gras Classic
Monroe, La.; ! - Blues City Classic (Southaven,
Miss.); ^ - All-Missouri Cancer Classic
(Cape Girardeau, Mo.)

2015 Mark Redburn (19-27, 12-12 OVC)

2/13	vs. Alabama State @	L	5-8
2/13	at UL-Monroe @	L	3-11
2/14	vs. Alabama State @	L	7-12
2/14	vs. Grambling State @	W	11-7
2/15	vs. Grambling State @	W	10-8
2/27	at Southeastern La. !	W	10-8
2/27	vs. Saint Louis !	L	7-8
2/28	vs. UT Martin !	L	1-2 (8)
3/1	vs. Arkansas !	L	2-5
3/11	at Missouri	L	1-2
3/11	at Missouri	L	1-10
3/17	UT Martin*	W	9-6
3/17	UT Martin*	L	3-6 (8)
3/18	Indiana State	L	4-9
3/18	Indiana State	L	5-9 (8)
3/21	at Tennessee Tech*	L	0-3
3/21	at Tennessee Tech*	W	6-4
3/23	at Jacksonville State*	L	4-10
3/23	at Jacksonville State*	L	5-6
3/28	SIU Edwardsville*	L	3-12
3/28	SIU Edwardsville*	L	0-7
3/29	SIU Edwardsville*	L	4-8
3/31	at Missouri State	W	8-4
3/31	at Missouri State	L	0-4
4/3	at Tennessee State*	W	7-2
4/4	at Belmont*	W	4-2
4/4	at Belmont*	W	4-3
4/8	Southern Illinois	W	4-3 (10)
4/11	at Murray State*	L	3-4
4/11	at Murray State*	L	5-6
4/12	at Murray State*	L	1-2
4/18	Morehead State*	W	1-0
4/18	Morehead State*	L	1-3
4/22	Saint Louis	L	3-6
4/22	Saint Louis	W	5-4
4/23	at Tennessee State*	W	12-4
4/25	Eastern Illinois*	W	6-0
4/25	Eastern Illinois*	W	9-4
4/26	Eastern Illinois*	L	4-7
4/29	at Arkansas	L	5-13
4/29	at Arkansas	W	4-3 (8)
5/2	at Austin Peay*	W	8-1
5/2	at Austin Peay*	W	6-5
5/3	at Austin Peay*	W	11-10
5/6	vs. Jacksonville State +	L	0-21
5/7	vs. Eastern Illinois +	L	9-10 (12)

* - OVC Game; @ - Mardi Gras Classic
Monroe, La.; ! - Lion Classic Scramble
(Hammond, La.); + - OVC Tournament
(Edwardsville, Ill.)

2016 Mark Redburn (16-33, 10-17 OVC)

2/12	vs. Louisiana Tech @	L	2-11
2/13	vs. #11 Louisiana @	L	0-8
2/13	vs. Houston Baptist @	W	10-7
2/14	vs. Central Arkansas @	L	4-5
2/14	vs. #25 South Alabama @	L	2-5
2/26	vs. Western Carolina !	L	0-8
2/26	vs. Ball State !	L	3-6
2/27	vs. Valparaiso !	W	3-2
2/28	at Western Kentucky !	W	8-3
3/5	vs. Missouri State ^	L	3-9
3/5	vs. Northern Illinois ^	W	6-3
3/6	vs. UMKC ^	L	0-9
3/6	at Saint Louis ^	L	3-4
3/15	at Jackson State	W	10-1
3/15	at Jackson State	W	9-8
3/16	at Southeastern La.	L	1-7
3/16	at Southeastern La.	L	3-4
3/19	Murray State*	W	4-3
3/19	Murray State*	W	9-1
3/20	Murray State*	L	5-16
3/22	at Southern Illinois	L	2-3
3/25	Belmont*	W	3-0
3/25	Belmont*	L	1-2 (9)
3/26	Tennessee State*	W	7-2
3/26	Tennessee State*	W	9-0
4/2	at SIU Edwardsville*	L	1-2
4/2	at SIU Edwardsville*	L	4-5
4/3	at SIU Edwardsville*	L	3-5
4/6	Arkansas	L	4-7
4/6	Arkansas	L	3-4
4/9	Jacksonville State*	L	5-6
4/9	Jacksonville State*	L	2-9
4/10	Tennessee Tech*	L	2-3
4/10	Tennessee Tech*	W	5-2
4/13	at Saint Louis	L	7-12
4/13	at Saint Louis	L	2-6
4/16	at UT Martin*	L	0-1 (9)
4/16	at UT Martin*	L	1-3
4/17	at UT Martin*	L	0-4
4/23	at Eastern Kentucky*	L	2-4
4/23	at Eastern Kentucky*	W	5-2
4/24	at Morehead State*	L	1-6
4/24	at Morehead State*	L	0-1
4/29	Austin Peay*	L	3-7
4/29	Austin Peay*	W	15-6
4/30	Austin Peay*	W	7-4
5/7	at Eastern Illinois*	L	3-4
5/8	at Eastern Illinois*	L	1-6
5/8	at Eastern Illinois*	W	4-1

* - OVC Game; @ - Sand Dollar Classic
Gulf Shores, Ala.; ! - Holiday Inn Spring
Fling (Bowling Green, Ky.); ^ - All-Missouri
Cancer Classic (St. Louis, Mo.)





RECORDS

YEARLY RESULTS

2017 Mark Redburn (23-27, 8-14 OVC)

2/11	vs. Tennessee State !	W	9-1
2/11	vs. Jarvis Christian !	W	17-2
2/12	at Jackson State !	W	13-2
2/17	vs. Middle Tennessee #	L	4-8
2/17	vs. UT Arlington #	L	1-5
2/18	at Southeastern La. #	W	2-0
2/19	vs. Buffalo #	W	7-6 (8)
2/19	vs. Alcorn State #	W	3-2
2/25	at Alcorn State	W	8-0
2/25	at Alcorn State	W	7-5
3/4	vs. Missouri State &	W	2-1
3/4	at UMKC &	W	4-2
3/5	vs. Saint Louis &	L	1-10
3/5	vs. Saint Louis &	L	4-6
3/9	vs. Loyola-Chicago %	W	2-0
3/10	vs. Valparaiso %	L	6-8
3/11	vs. Alabama A&M %	W	7-2
3/12	vs. Alabama State %	W	8-1
3/14	at Georgia Tech	W	6-1
3/15	at Kennesaw State	L	3-4
3/17	vs. Tulsa @	L	0-6
3/17	vs. UMKC @	W	10-0
3/18	vs. #12 LSU @	L	3-7
3/18	vs. Nebraska-Omaha @	L	5-6
3/19	at Kansas @	L	5-6
3/25	at Tennessee Tech*	L	2-3
3/25	at Tennessee Tech*	L	2-3
3/26	at Jacksonville State*	L	0-3
3/26	at Jacksonville State*	L	5-9
4/1	Eastern Illinois*	L	5-7
4/1	Eastern Illinois*	L	1-4
4/8	Austin Peay*	W	3-0
4/8	Austin Peay*	W	4-0
4/9	Murray State*	L	6-11
4/9	Murray State*	L	1-6
4/12	Southern Illinois	L	1-3
4/14	at SIU Edwardsville*	L	0-4
4/14	at SIU Edwardsville*	L	4-5 (10)
4/18	at Missouri	L	3-14
4/18	at Missouri	L	1-9
4/22	Morehead State*	L	2-6
4/22	Morehead State*	W	6-5
4/23	Eastern Kentucky*	W	2-1
4/23	Eastern Kentucky*	L	0-2
4/29	at Tennessee State*	W	5-3 (9)
4/29	at Tennessee State*	W	4-1
4/30	at Belmont*	W	5-1
5/1	at Belmont*	L	5-6
5/6	at UT Martin*	W	7-0
5/6	at UT Martin*	L	2-8

* - OVC Game; ! - Jackson State Tournament (Jackson, Miss.); # - Lion Classic II (Hammond, La.); & - We Back Pat Tournament (Kansas City, Mo.); % - Leon Smith Classic, hosted by Southeast Missouri (Oxford, Ala.); @ - Rock Chalk Challenge (Lawrence, Kan.)

2018 Mark Redburn (33-20, 15-7 OVC)

2/9	vs. South Dakota State !	W	4-1
2/9	at Northern Iowa !	L	0-7
2/10	vs. Kansas City !	W	13-3
2/10	at Northern Iowa !	L	0-8
2/11	vs. Drake !	L	0-1
2/23	vs. Evansville %	W	9-0
2/23	at Alabama State %	W	14-1
2/24	vs. IUPUI %	W	7-0
2/24	at Chattanooga %	L	5-9
2/25	vs. Western Michigan %	W	8-7
2/25	vs. Western Illinois %	W	2-1
3/3	vs. Ohio #	W	2-1
3/3	at #22 Kentucky #	L	2-4
3/4	vs. Ohio #	L	1-5
3/4	at #22 Kentucky #	L	2-11
3/9	at Creighton	L	3-6
3/10	at Creighton	W	7-4
3/10	at Creighton	L	5-7
3/13	Indiana State	W	5-1
3/13	Indiana State	W	4-1
3/17	vs. Tennessee Tech \$	W	7-3
3/17	at Memphis \$	W	8-7
3/18	vs. South Dakota \$	W	10-2
3/18	vs. SIU Edwardsville \$	W	10-7
3/21	Missouri	L	2-10
3/21	Missouri	W	8-2
3/23	Tennessee Tech*	W	5-1
3/23	Tennessee Tech*	W	4-3
3/25	Jacksonville State*	L	0-6
3/25	Jacksonville State*	W	7-2
4/5	at Southern Illinois	L	1-2 (9)
4/6	at Austin Peay*	L	2-5
4/6	at Austin Peay*	W	11-2
4/8	at Murray State*	W	8-7
4/8	at Murray State*	W	11-8
4/11	at Eastern Illinois*	L	1-4
4/11	at Eastern Illinois*	L	1-4
4/13	SIU Edwardsville*	W	6-2
4/13	SIU Edwardsville*	W	7-5
4/17	UT Martin*	L	0-4
4/17	UT Martin*	W	1-0 (8)
4/21	at Morehead State*	W	2-0
4/21	at Morehead State*	W	4-1
4/22	at Eastern Kentucky*	L	4-5
4/22	at Eastern Kentucky*	L	0-1
4/25	at Saint Louis	W	7-1
4/25	at Saint Louis	W	1-0
4/28	Tennessee State*	W	16-8
4/28	Tennessee State*	W	9-0
4/29	Belmont*	W	3-2
4/29	Belmont*	W	4-1
5/9	vs. SIU Edwardsville +	L	4-5
5/10	vs. #8 Morehead State +	L	1-4

* - OVC Game; + - OVC Tournament (Oxford, Ala.); ! - Northern Iowa Dome Classic (Cedar Falls, Iowa); % - Frost Classic (Chattanooga, Tenn.); # - John Cropp Classic (Lexington, Ky.); \$ - Memphis Tiger Classic (Memphis, Tenn.)

2019 Mark Redburn (46-18, 17-5 OVC)

2/8	vs. South Dakota State !	W	7-3
2/8	at Northern Iowa !	W	5-1
2/9	at Northern Iowa !	W	16-0
2/9	vs. Toledo !	W	7-5
2/10	vs. Drake !	L	1-6
2/15	vs. Wichita State @	L	0-8
2/15	vs. Abilene Christian @	W	10-2
2/16	at Louisiana Tech @	L	3-11
2/16	vs. Fairleigh Dickinson @	W	8-0
2/17	vs. Miss. Valley State @	W	7-0
2/21	at #12 Arkansas #	L	1-7
2/22	vs. Drake #	L	2-6
2/22	at #12 Arkansas #	W	6-1
2/23	vs. Drake #	L	5-7
2/23	vs. IUPUI #	W	5-3
3/1	vs. Louisiana-Monroe \$	W	8-0
3/1	at Central Arkansas \$	W	11-7
3/2	vs. Coppin State \$	W	11-5
3/2	vs. Missouri State \$	L	4-7
3/8	vs. UMKC %	W	8-2
3/8	at Kansas %	W	2-0
3/9	vs. UMKC %	W	8-2
3/10	vs. Maine %	W	6-2
3/10	at Kansas %	W	2-1
3/14	Missouri State	W	5-2
3/16	vs. Northern Illinois &	W	14-4
3/16	vs. Omaha &	W	9-4
3/17	vs. Detroit-Mercy &	W	9-0
3/17	vs. Omaha &	W	3-1
3/23	at Tennessee State*	W	8-0
3/23	at Tennessee State*	W	11-1
3/24	at Belmont*	W	3-2
3/24	at Belmont*	L	0-7
4/1	Eastern Kentucky*	W	4-1
4/1	Eastern Kentucky*	W	9-7
4/6	at SIU Edwardsville*	W	14-1
4/6	at SIU Edwardsville*	L	3-4
4/10	at UT Martin*	W	1-0
4/10	at UT Martin*	W	6-0
4/12	Austin Peay*	L	2-5
4/12	Austin Peay*	W	9-0
4/15	Murray State*	L	4-8
4/15	Murray State*	W	9-1
4/16	Southern Illinois	L	3-9
4/17	Saint Louis	W	4-3
4/20	Eastern Illinois*	W	11-3
4/20	Eastern Illinois*	W	8-5
4/23	at Missouri	L	3-4
4/23	at Missouri	L	1-4
4/26	at Tennessee Tech*	W	1-0
4/26	at Tennessee Tech*	W	6-5
4/28	at Jacksonville State*	L	0-1
4/28	at Jacksonville State*	W	3-1
5/1	at Saint Louis	W	3-1
5/3	Morehead State*	W	7-0
5/3	Morehead State*	W	9-0
5/9	vs. Eastern Kentucky ^	W	6-0
5/10	vs. Jacksonville State ^	L	3-4
5/10	vs. Eastern Kentucky ^	W	11-8
5/11	vs. Jacksonville State ^	W	8-2
5/11	vs. Jacksonville State ^	W	6-5
5/17	vs. #7 Louisiana +	L	2-3
5/18	vs. Chattanooga +	W	2-1
5/18	at #17 Ole Miss +	L	0-10

* - OVC Game; ! - UNI Dome Classic (Cedar Falls, Iowa); @ - Louisiana Tech Invitational

(Ruston, La.); # - Razorback Invitational (Fayetteville, Ark.); \$ - Central Arkansas Classic (Conway, Ark.); % - Jayhawk Classic (Lawrence, Kan.); & - Billiken Spring Tournament (St. Louis, Mo.); ^ - OVC Tournament (Oxford, Ala.); + - NCAA Regional (Oxford, Miss.)

• OVC Co Regular-Season Champions
• OVC Tournament Champions

2020 Mark Redburn (12-5)

2/14	vs. Kennesaw State !	L	4-6
2/14	vs. Purdue Fort Wayne !	W	16-15 (9)
2/15	vs. Southern Miss !	W	7-0
2/15	at Troy !	W	13-3
2/21	vs. South Carolina St. @	W	16-3
2/21	at Alabama State @	W	12-3
2/22	vs. Howard @	W	3-0
2/22	vs. Grambling @	W	4-1
2/23	vs. South Carolina St. @	W	2-0
2/29	Kansas City	W	3-0
3/1	Kansas City	L	12-13
3/1	Kansas City	L	1-2
3/6	vs. Mississippi Valley #	W	6-1
3/6	vs. Bryant #	W	8-0
3/7	at #24 Mississippi State #	L	0-2
3/7	vs. Bryant #	W	8-0
3/8	at #24 Mississippi State #	L	0-2

~ Season cancelled due to COVID-19 pandemic

* - OVC Game; ! - Troy University Tournament (Troy, Ala.); @ - Stinger Classic (Montgomery, Ala.); # - Bulldog Slamboree (Starkville, Miss.)





2021



SEMO

Southeast Missouri State University is a comprehensive university with numerous national and international academic accreditations. With nearly 12,000 students, SEMO is an ideal size to take advantage of critical learning and extracurricular opportunities.

BRING YOUR BIG IDEAS.

**And make
them count.**

Your big ideas will be in good company here. Whatever you choose to study, chances are the program is at the head of its class. And if you're at the head of yours, you can join our honors program and elevate your learning experience even further.



SOUTHEAST MISSOURI
STATE UNIVERSITY • 1873



**SOUTHEAST BOASTS 20+ NATIONALLY
AND INTERNATIONALLY ACCREDITED
PROGRAMS, INCLUDING:**

- / ATHLETIC TRAINING
- / BUSINESS
- / CHEMISTRY
- / COMPUTER SCIENCE
- / DIETETICS
- / EDUCATION
- / ENGINEERING PHYSICS
- / INTERIOR DESIGN
- / MASS COMMUNICATION
- / MUSIC
- / NURSING
- / SOCIAL WORK
- / THEATRE



**GETTING INTO MEDICAL
SCHOOL ISN'T EASY —
WE JUST MAKE IT LOOK
THAT WAY. SOUTHEAST'S
PRE-MED STUDENTS ARE
ACCEPTED TO**

**medical
school well
above the
national
average.**

Like our students, Southeast faculty members come from around the country, hailing from leading institutions such as:

- / Boston Conservatory of Music
- / Carnegie Mellon University
- / Harvard University
- / Pennsylvania State University
- / Purdue University
- / Texas A&M University
- / Tulane University
- / University of Florida
- / University of Michigan
- / Vanderbilt University
- / Yale University



**THE DONALD L. HARRISON
COLLEGE OF BUSINESS
CONSISTENTLY MAKES THE
PRINCETON REVIEW'S LIST OF
top business
schools.**

**COME HERE
AS A STUDENT.**

**And go
anywhere
as a
teacher.**

**Southeast education
graduates work as faculty
members in school districts
across the nation, and in
more than 35 countries
around the world.**

**1:21
faculty-
student
ratio**

**Full-time
faculty**

**lead most classes, not
teaching assistants —
starting with freshman year.**



ROLL UP YOUR SLEEVES AND GET DOWN TO BUSINESS.

Or education, public policy, communications or journalism — whatever your major, expect to learn a lot in class and even more in practice. And here, that practice happens on the latest technology and in real-world settings. You'll experiment and collaborate in just about all of your coursework. And you'll put new knowledge into action right from the start.



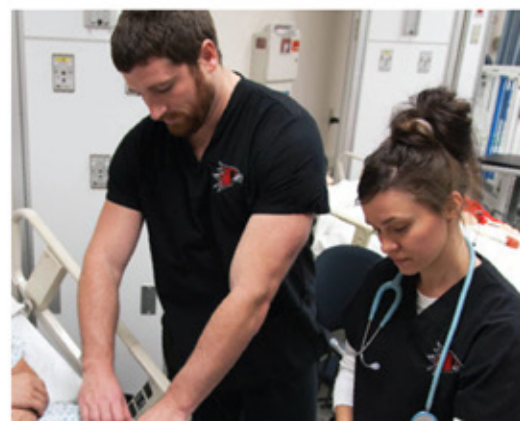
YOUR NEXT BIG IDEA could happen anywhere. But you'll give it legs and watch it run at **Catapult Creative House**, our **student-run idea incubator** and launchpad for innovation. Get to work in our creative labs, 3D modeling and printing gallery, and impact studio. It's where you'll turn your concepts into prototypes, your prototypes into products, and your products into sales.

THE BEST PLACE TO LEARN ABOUT U.S. POLICY is where it's actually being shaped. So you'll go to the **Center for Strategic and International Studies (CSIS) in Washington, D.C.**, for part of our University Studies course. For four exhilarating days, you'll work directly with researchers and consultants who advise national leaders. And if you're really on top of your game, you may end up influencing the strategies you've come to study.

INTERNSHIPS

RÉSUMÉS ARE BUILT—NOT WRITTEN.

The workforce is just that: a force. And it's one you'll meet head on at Southeast Missouri State. We'll help you find internships (that's plural on purpose) and coach you through any challenges or questions that come your way.



SET OUT AND JOIN IN.

Earn your wings early. Chew your way into campus history. Share your musical gift. Meet your new brothers or sisters. Whatever you do — whether it's joining a club or carrying on a tradition — just know that you won't do it alone (except the chewing part).

21

SOCIAL FRATERNITIES AND SORORITIES

Representing the IFC, Panhellenic and NPHC Councils. Many of them call Greek Hill home.

And in Fall 2016, a new Greek Village will open on campus, providing an expanded Greek community where thousands of students will make new memories of brotherhood and sisterhood.



180+ student groups

With organizations on campus from A (Adult Recess improv group) to Z (Zeta Phi Beta Sorority), there's something to meet every professional, social, recreational or religious interest. And if you can't find what you're looking for, form your own group.

We honor our heritage by sticking to our traditions.

Some of them, quite literally. For years, students have been making the trek up **Cardiac Hill** (a tradition in its own right) to add their chewing gum to our infamous **Gum Tree**.



MAKE ART THAT INSPIRES.

And do it on
a campus
that's equally
inspiring.



Built
our R
Miss
arts. I
in the
Perfo
Come
the la
breat

Dobbins River Campus Center

Inside this living-learning center, you can make a masterpiece, make dinner and make your bed without ever leaving the **River Campus**.

In addition to a residence hall, dining facilities and contemporary classrooms, the **Cultural Arts Center** offers professional-level theatres, costume and scene shops, music rehearsal and gallery space, and dance and art studios — each equipped to inspire ovation-worthy works of art.





on the banks of the Mississippi,
River Campus is the only one in
ouri dedicated entirely to the
But you don't have to be a student
e Holland School of Visual and
rming Arts to appreciate it.
e catch a performance. Explore
test exhibits. Or just enjoy the
htaking river views.

Five venues for exhibiting your
talent — including theatres, a
recital hall and galleries — set
the stage for

more than
a hundred
different
events
each year.

Among our student-produced
musical performances, you'll hear
everything from the classics to the
contemporary — including Brahms'
Double Concerto in A Minor and
Andrew Lipka's *The Addams Family*.



Southeast makes it
affordable to do what
you dream of doing,
and we're recognized
as one of the country's
institutions with
the least indebted
students.

LEARN MORE

about our \$17 million in
annual scholarships at
semo.edu/scholarships.

**SEE FOR YOURSELF
WHAT YOU'LL DO HERE**

Call us at (573) 651-2590
or schedule a visit at
semo.edu/visit.

OFFICE OF ADMISSIONS

One University Plaza, MS 3550
Academic Hall 100D
Cape Girardeau, Missouri 63701

573.651.2590

admissions@semo.edu

APPLY

We can't wait to see what you do.
But first, you'll need to get in.
semo.edu/apply



Together,
#LETSSOAR



**DO
YOU
HAVE
THE
WILL
TO**

**serve all
community
members?**



**SOUTHEAST MISSOURI
STATE UNIVERSITY · 1873**

2021 SCHEDULE

Date	Opponent	Location	Time
Saturday, Feb. 13	at Auburn (DH)	Auburn, Ala.	12 p.m.
Sunday, Feb. 14	at Auburn	Auburn, Ala.	12 p.m.
Saturday, Feb. 20	at Tennessee (DH)	Knoxville, Tenn.	TBA
<i>Arkansas Tournament</i>			
Friday, Feb. 26	vs. North Dakota State	Fayetteville, Ark.	12:30 p.m.
	at Arkansas	Fayetteville, Ark.	5:30 p.m.
Saturday, Feb. 27	vs. Texas Tech	Fayetteville, Ark.	12:30 p.m.
	at Arkansas	Fayetteville, Ark.	3 p.m.
Sunday, Feb. 28	vs. Texas Tech	Fayetteville, Ark.	10 a.m.
Saturday, Mar. 6	Austin Peay* (DH)	Cape Girardeau, Mo.	12 p.m.
Sunday, Mar. 7	Austin Peay*	Cape Girardeau, Mo.	12 p.m.
Saturday, Mar. 13	at Tennessee Tech* (DH)	Cookeville, Tenn.	1 p.m.
Sunday, Mar. 14	at Tennessee Tech*	Cookeville, Tenn.	1 p.m.
Wednesday, Mar. 17	Missouri State	Cape Girardeau, Mo.	TBA
Saturday, Mar. 20	at Belmont* (DH)	Nashville, Tenn.	1 p.m.
Sunday, Mar. 21	at Belmont*	Nashville, Tenn.	1 p.m.
Wednesday, Mar. 24	at Saint Louis	St. Louis, Mo.	3 p.m.
Friday, Mar. 26	Morehead State*	Cape Girardeau, Mo.	6 p.m.
Saturday, Mar. 27	Morehead State* (DH)	Cape Girardeau, Mo.	2 p.m.
Friday, Apr. 2	Eastern Illinois*	Cape Girardeau, Mo.	3 p.m.
Saturday, Apr. 3	Eastern Illinois* (DH)	Cape Girardeau, Mo.	12 p.m.
Wednesday, Apr. 7	at Kansas City (DH)	Kansas City, Mo.	TBA
Saturday, Apr. 10	at SIU Edwardsville*	Edwardsville, Ill.	4 p.m.
Sunday, Apr. 11	at SIU Edwardsville* (DH)	Edwardsville, Ill.	1 p.m.
Wednesday, Apr. 14	Saint Louis	Cape Girardeau, Mo.	3 p.m.
Saturday, Apr. 17	Eastern Kentucky* (DH)	Cape Girardeau, Mo.	12 p.m.
Sunday, Apr. 18	Eastern Kentucky*	Cape Girardeau, Mo.	12 p.m.
Saturday, Apr. 24	at Tennessee State* (DH)	Nashville, Tenn.	TBA
Sunday, Apr. 25	at Tennessee State*	Nashville, Tenn.	TBA
Wednesday, Apr. 28	UT Martin* (DH)	Cape Girardeau, Mo.	3 p.m.
Saturday, May 1	Murray State* (DH)	Cape Girardeau, Mo.	2 p.m.
Sunday, May 2	Murray State*	Cape Girardeau, Mo.	1 p.m.
Tuesday, May 4	at UT Martin* (DH)	Martin, Tenn.	3 p.m.
Saturday, May 8	at Jacksonville State* (DH)	Jacksonville, Ala.	1 p.m.
Sunday, May 9	at Jacksonville State*	Jacksonville, Ala.	1 p.m.
<i>OVC Tournament</i>			
Thursday, May 13	OVC Tournament	Oxford, Ala.	TBA
Friday, May 14	OVC Tournament	Oxford, Ala.	TBA
Saturday, May 15	OVC Tournament	Oxford, Ala.	TBA

All Dates Subject to Change

All Times Central and Subject to Change

Home Games in **Bold**

* Denotes Ohio Valley Conference Game



Follow the Redhawks at **GOSOUTHEAST.COM**

