



## 2021-22 SOUTHEAST MISSOURI BASKETBALL

### Evansville (4-7) vs. Southeast Missouri (4-4)

Game  
9



### Schedule

#### Follow the Redhawks

**Radio**..... Real Rock 99.3 FM  
(Erik Sean, Jess Bolen)  
**Video**..... ESPN+  
**Live Stats**..... SEMORedhawks.com  
**Twitter**..... @SEMOMBB

**Date**..... Wednesday, December 8, 2021  
**Tip-Off**..... 6:30 p.m., CT  
**Location**..... Cape Girardeau, Mo.  
**Arena**..... Show Me Center (7,000)  
**Series**..... UE leads, 11-5  
**Last Meeting**..... UE 66, SEMO 63 OT  
(Dec. 15, 2020 | Evansville, Ind.)

**Head Coaches**..... Brad Korn (15-20 overall,  
15-20 at SEMO; 9-11 OVC). Todd Lickliter  
(231-191 overall; 13-36 at UE).

#### Strategic Communications

Jeff Honza, Assistant Director of Athletics  
**Office Phone**..... (573) 651-2933  
**Mobile**..... (618) 528-1145  
**Email**..... redhawk1@me.com

#### November (3-4)

9	at Missouri State	ESPNU	W, 99-94
13	<b>Youngstown State</b>	ESPNU	<b>L, 79-97</b>
19	<b>Arkansas State</b>	ESPNU	<b>L, 60-72</b>
22	<b>Missouri Baptist</b>	ESPNU	<b>W, 71-63</b>
26	at Incarnate Word !		W, 79-76
27	vs. Portland !		L, 68-74
28	vs. Montana State !		L, 68-75

#### December (1-0, 0-0 OVC)

4	<b>Webster University</b>	ESPNU	<b>W, 76-64</b>
8	<b>Evansville</b>	ESPNU	<b>6:30 p.m.</b>
11	at Purdue Fort Wayne	ESPNU	12 p.m.
15	at Southern Illinois		7 p.m.
18	at Pepperdine	WCC Network	7 p.m.
21	at California Baptist	ESPNU	9 p.m.
30	at Murray State*	ESPNU	7 p.m.

#### January (0-0, 0-0 OVC)

1	<b>Austin Peay*</b>	ESPNU	<b>4 p.m.</b>
6	at Belmont*	ESPNU	7 p.m.
8	at Tennessee State*	ESPNU	3 p.m.
13	<b>Tennessee Tech*</b>	ESPNU	<b>7 p.m.</b>
15	at SIU Edwardsville*	ESPNU	3:30 p.m.
20	<b>Tennessee State*</b>	ESPNU	<b>7 p.m.</b>
22	at Eastern Illinois*	ESPNU	3:30 p.m.
27	<b>Morehead State*</b>	ESPNU	<b>8 p.m.</b>
29	<b>SIU Edwardsville*</b>	ESPNU	<b>4 p.m.</b>

#### February (0-0, 0-0 OVC)

3	at UT Martin*	ESPNU	8 p.m.
5	<b>Eastern Illinois*</b>	ESPNU	<b>4 p.m.</b>
10	at Austin Peay*	ESPNU	7:30 p.m.
12	<b>Belmont*</b>	ESPNU	<b>4 p.m.</b>
17	at Tennessee Tech*	ESPNU	7:30 p.m.
19	at Morehead State*	ESPNU	3 p.m.
24	<b>UT Martin*</b>	ESPNU	<b>7 p.m.</b>
26	<b>Murray State*</b>	ESPNU	<b>4 p.m.</b>

#### March

2	OVC Tournament	First Round	Evansville, Ind.
3	OVC Tournament	Quarterfinals	Evansville, Ind.
4	OVC Tournament	Semifinals	Evansville, Ind.
5	OVC Championship		Evansville, Ind.

All games are broadcast live on the radio at Real Rock 99.3 FM. All times Central and Subject to Change;  
Home Games in **Bold**; \* - Denotes Ohio Valley Conference Game; ! - Incarnate Word Tournament (San Antonio, Texas)

#### Redhawks Welcome Evansville

Southeast Missouri (4-4) welcomes Missouri Valley Conference member Evansville (4-7) for a midweek matchup Wednesday. Tip-off is set for 6:30 p.m., CT at the Show Me Center.

#### Follow the Redhawks

Listen live on the radio at Real Rock 99.3 FM with Erik Sean handling the play-by-play duties. Video can be accessed at ESPN+ and live stats are available at SEMORedhawks.com. Twitter updates provided @SEMOMBB.

#### Holiday Game

The Redhawks host Evansville in their holiday game. Wednesday will feature free pictures with Santa prior to the game and an ugly sweater t-shirt giveaway for Southeast Missouri students. There will also be a Teddy Bear Toss (supporting Toys for Tots) at halftime.

#### Final Home Game of 2021

Wednesday's matchup with Evansville is Southeast Missouri's final home game of 2021. The Redhawks hit the road for their next five games and won't be back at the Show Me Center until they host Austin Peay on Jan. 1.

#### December Stretch

The Redhawks will make trips to Purdue Fort Wayne (Dec. 11), Southern Illinois (Dec. 15), Pepperdine (Dec. 18) and California Baptist (Dec. 21) before opening their 18-game Ohio Valley Conference slate at Murray State (Dec. 30). The upcoming five-game road trip is Southeast Missouri's longest under Head Coach Brad Korn.

#### Series History

Southeast Missouri and Evansville hook up for the 17th time. UE holds an 11-5 advantage in the all-time series. The Purple Aces come to Cape Girardeau for the first time since the 2007-08 campaign. That year, SEMO won by a score of 87-77 on Nov. 20. The Redhawks are 4-3 against UE in Cape Girardeau.

#### Against the MVC

The Redhawks are 110-197 all-time against the Missouri Valley Conference. Evansville is the second of three MVC schools on Southeast Missouri's schedule this year. SEMO opened its season with a 99-94 win at Missouri State (Nov. 9) and heads to regional rival Southern Illinois on Dec. 15. Here is how the Redhawks fared against Valley foes.

vs. Southern Illinois.....	46-72
vs. Drake.....	0-2
vs. Evansville.....	5-11
vs. Bradley.....	2-9
vs. Illinois State.....	1-8
vs. Indiana State.....	1-3
vs. Missouri State.....	55-92

#### Home Winning Streak

Southeast Missouri is presently on a two-game home winning streak after beating Missouri



**Southeast Missouri or SEMO** is the preferred reference for Southeast Missouri State University athletic teams. Southeastern Missouri State is not an acceptable reference.



## 2021-22 SOUTHEAST MISSOURI BASKETBALL NOTES

**EVANSVILLE // DEC. 8**

Baptist (71-63, Nov. 22) and Webster (76-64, Dec. 4). With a win over Evansville Wednesday, SEMO will be on its first three-game home winning streak since 2016-17.

### Redhawks Win

The Redhawks picked up their fourth win of the season with a 76-64 victory over Webster (Dec. 4). Southeast Missouri's 12-point win was its largest of the season thus far. SEMO also extended its winning streak against non-Division I opponents to 32-straight.

### First Month in the Books

The Redhawks wrapped up their first month of the 2021-22 campaign with a 3-4 record. Southeast Missouri returned to Cape Girardeau after going 1-2 at the Incarnate Word Thanksgiving Invitational (Nov. 26-28). SEMO beat host Incarnate Word, 79-76, before falling to both Portland (74-68) and Montana State (75-68) in San Antonio, Texas.

### Reed, Jr. Reaches Season-Best

Eric Reed, Jr. recently reached a season-best 26 points to lead Southeast Missouri to its 76-64 win over Webster (Dec. 4). Reed, Jr. made 8-of-17 field goals with all but three of those makes coming from 3-point range. He finished with five of SEMO's six 3-pointers made in the contest. Reed, Jr. also hit 5-of-6 free throws, grabbed three rebounds, dished out four assists and added a block in 32 minutes against the Gorloks. He increased his scoring average to a team-high 16.3 points per game.

### Something in Common

Guards Eric Reed, Jr. and Phillip Russell each started all eight games this season. Both Reed, Jr. and Russell also lead the team with six double-digit scoring games apiece. Additionally, they have combined for 35 of Southeast Missouri's 61 three-pointers made (57 percent).

### 16 in a Row

Nygal Russell has made 16-consecutive free throws dating back to last season. Russell last missed a free throw at Eastern Illinois on Feb. 25, 2021. He is a perfect 9-of-9 at the free throw line this year as the only Redhawk who hasn't missed a free throw.

### Patterson Notches Season-High

Manny Patterson narrowly missed a double-double when he dropped in a season-high 14 points and pulled down nine rebounds against Webster (Dec. 4). Patterson made 5-of-7 field goals in his second double-digit scoring game of the season. He scored a combined nine points in three starts prior to that performance.

### Russell Nabs First OVC Freshman of the Week Award

Point guard Phillip Russell claimed the first Ohio Valley Conference Freshman of the Week honor of his career on Nov. 29. In four games, Russell averaged 17 points, three assists, 2.5 rebounds and 1.5 steals per contest. He shot 51.3 percent (20-of-39) from the field, 55.6 percent (10-of-18) from 3-point range and 72 percent (18-of-25) at the free throw line.

### Harris Sinks Incarnate Word

Chris Harris made the first buzzer-beating shot of his career when he drained a 3-pointer to give Southeast Missouri a thrilling 79-76 win over Incarnate Word (Nov. 26). Tied, 76-76, Harris caught the inbounds pass from Dylan Branson and buried his long range 3-pointer from the left side. Harris missed his first four 3-point attempts prior to his game-winner. For Harris, it was the second game-winning shot of his career. He also made a game-winning 3-pointer with 26 seconds left vs. Purdue Fort Wayne on Nov. 10, 2019.

### 20-Point Games

Redhawk players have accounted for four 20-point scoring games this season.

Eric Reed, Jr. scored 21 points at Missouri (Nov. 9), 23 at Incarnate Word (Nov. 26) and 26 vs. Webster (Dec. 4), while Phillip Russell poured in 21 points vs. Montana State (Nov. 28). Reed, Jr. has a team-high six 20-point games in his career.

### Starting Combinations

The Redhawks have used four different starting combinations through eight games this year. Manny Patterson, Eric Reed, Jr., Phillip Russell, Chris Harris and Nygal Russell marked the fourth lineup when they took the court against Webster (Dec. 4). Before that, P. Russell, N. Russell, Reed, Jr., Dylan Branson and Patterson went 2-2 in four contests.

### Shooting 3s

Southeast Missouri is shooting an average of 23.7 three-pointers per game this season. SEMO attempted a season-high 32 three-pointers vs. Webster (Dec. 4). The Redhawks 10 three-pointers made at Incarnate Word (Nov. 26) and vs. Portland (Nov. 27) are their most in a game in 2021-22. SEMO is one of four Ohio Valley Conference teams which shot 190 or more 3-pointers this year. The others are Belmont (271), UT Martin (221) and Morehead State (194).

### Dialing Up from Distance

The Redhawks drained a season-high 10 three-pointers in back-to-back games at the Incarnate Word Thanksgiving Invitational. Southeast Missouri made 10-of-24 treys for a season-best 41.7 percent against Incarnate Word (Nov. 26). A day later, the Redhawks went 10-of-25 from downtown vs. Portland.

## 2021-22 OVC Standings (as of Dec. 6)

	OVC					Overall					
	Record	Pct.	Home	Away	Streak	Record	Pct.	Home	Away	Neutral	Streak
Murray State	0-0	.000	0-0	0-0	---	7-1	.875	4-0	1-0	2-1	W4
Belmont	0-0	.000	0-0	0-0	---	7-3	.700	3-0	2-2	2-1	W2
Morehead State	0-0	.000	0-0	0-0	---	5-3	.625	3-0	1-3	1-0	W3
Austin Peay	0-0	.000	0-0	0-0	---	4-3	.571	2-0	2-3	0-0	W1
<b>Southeast Missouri</b>	<b>0-0</b>	<b>.000</b>	<b>0-0</b>	<b>0-0</b>	<b>---</b>	<b>4-4</b>	<b>.500</b>	<b>2-2</b>	<b>2-0</b>	<b>0-2</b>	<b>W1</b>
SIUE	0-0	.000	0-0	0-0	---	3-6	.333	1-0	2-4	0-2	L1
UT Martin	0-0	.000	0-0	0-0	---	3-6	.333	2-0	0-5	1-1	L3
Tennessee Tech	0-0	.000	0-0	0-0	---	2-6	.250	2-1	0-4	0-1	L3
Eastern Illinois	0-0	.000	0-0	0-0	---	2-7	.222	2-2	0-4	0-1	W1
Tennessee State	0-0	.000	0-0	0-0	---	1-6	.143	1-1	0-4	0-1	L4



### Redhawks Second in OVC in Free Throw Percentage

Southeast Missouri is second in the Ohio Valley Conference with a .747 free throw percentage. SEMO made 133-of-178 free throws through its first eight games this season. The Redhawks also attempted an average of 22.3 free throws per game during that stretch. SEMO ranks 36th in the nation in free throw attempts. Chris Harris tops the Redhawks with 30 free throws made (30-of-38). Manny Patterson is fourth in the OVC in free throw percentage with a 81.8 percent clip.

### Multiple Threes

Phillip Russell buried multiple 3-pointers in six of his last seven starts. Russell finished with a season-high three 3-pointers made on three occasions -- vs. Youngstown State (Nov. 13), vs. Missouri Baptist (Nov. 22), vs. Portland (Nov. 27). His 15 three-pointers made rank second on the team and his .469 mark is third in 3-point field goal percentage. Eric Reed, Jr., who also drained a team-high 20 treys this year, has posted two or more on six occasions. His season-best is five made 3-pointers vs. Webster (Dec. 4).

### First Home Win

Southeast Missouri picked up its first home win of the season with a 71-63 victory over Missouri Baptist (Nov. 22) prior to the

Thanksgiving holiday. SEMO overcame a 15-point first-half deficit and outscored MBU, 40-27, in the final 20 minutes.

### Russell Nets Career-High

Freshman point guard Phillip Russell scored a career-best 18 points against Missouri Baptist (Nov. 22). Russell made 5-of-8 field goals and did not miss a 3-pointer going a 3-of-3 from long range. He also added 5-of-7 free throws, four steals and three assists. Russell has scored double figures in three-straight contests. He ranks third on the team in scoring with 11.3 points a game.

### 3-Pointer Streak

Guard Eric Reed, Jr. has made a 3-pointer in 20-straight games dating back to last season. The last time Reed, Jr. went without a made 3-pointer was vs. SIU Edwardsville on Jan. 28, 2021. He has also started in 28 consecutive contests.

### Approach the Bench

Southeast Missouri received 243 points from its bench through eight games. SEMO's reserves are contributing an average of 30.3 points per contest. The Redhawks had a season-high 41 bench points vs. Youngstown State (Nov. 13).

## 2021-22 Stats Comparison

UE	SEMO
4-7.....Record .....	4-4
0-1.....Conference Record .....	0-0
60.7.....Points Per Game.....	75.0
64.9.....Opp. Points Per Game.....	76.9
-4.2.....Scoring Margin .....	-1.9
.409.....Field Goal Percentage.....	.432
.458.....Opp. Field Goal Percentage.....	.426
.327.....3-Point Field Goal Percentage.....	.321
.366.....Opp. 3-Point Field Goal Percentage.....	.342
.678.....Free Throw Percentage.....	.747
.657.....Opp. Free Throw Percentage.....	.764
29.8.....Rebounds Per Game.....	34.9
33.3.....Opp. Rebounds Per Game.....	38.9
-3.5.....Rebounding Margin .....	-4.0
10.1.....Assists Per Game.....	11.0
11.9.....Turnovers Per Game.....	12.9
+0.3.....Turnover Margin.....	+0.5
2.1.....Blocks Per Game.....	3.4
6.2.....Steals Per Game.....	6.6

## This Week's Schedule

#### Monday, December 6

Presbyterian at Morehead State, 6 p.m., CT

#### Tuesday, December 7

Eastern Illinois at Missouri, 7 p.m., CT  
Belmont at Saint Louis, 7 p.m., CT

#### Wednesday, December 8

Tennessee Tech at Western Carolina, 6 p.m., CT  
**Evansville at Southeast Missouri, 6:30 p.m., CT**  
Purdue Fort Wayne at SIUE, 7 p.m., CT

#### Friday, December 10

IUPUI at Tennessee State, 6 p.m., CT  
Murray State at Memphis, 7 p.m., CT

#### Saturday, December 11

**Southeast Missouri at Purdue Fort Wayne, 12 p.m., CT**  
Troy at Tennessee Tech, 1 p.m., CT  
Austin Peay at North Florida, 1 p.m., CT  
Morehead State at East Tennessee, 3 p.m., CT  
Eastern Illinois at Butler, 3 p.m., CT  
Middle Tennessee at UT Martin, 8 p.m., CT

#### Sunday, December 12

Kansas City at SIUE, 2 p.m., CT  
Tennessee State at Lipscomb, 4 p.m., CT

## SEMO Probable Starters



1

Phillip Russell  
G / 5-6 / 165 / Fr.  
St. Louis, Mo.



3

Eric Reed, Jr.  
G / 6-2 / 190 / Jr.  
Baton Rouge, La.



5

Chris Harris  
G / 6-3 / 205 /  
R-Jr.  
Antioch, Ill.



10

Manny Patterson  
F / 6-8 / 220 / Sr.  
Chicago, Ill.



25

Nygal Russell  
G / 6-4 / 205 / Jr.  
Houston, Texas



## 2021-22 SOUTHEAST MISSOURI BASKETBALL NOTES

### EVANSVILLE // DEC. 8

#### Free Throw Difference

Opponents have shot 38 more free throws than Southeast Missouri through eight games this year. As a result, opponents are outscoring the Redhawks by a +32 (165-133) margin at the charity stripe.

#### About Evansville

Southeast Missouri is the fourth Ohio Valley Conference team Evansville faces this season. UE is currently 2-1 in such games with wins over Eastern Illinois (70-54) and Tennessee Tech (59-51) coming in its last three contests. The Purple Aces are last in the Missouri Valley Conference in scoring offense (60.7 ppg), scoring margin (-4.2), field goal percentage (.409), field goal percentage defense (.458), rebounding offense (29.8 rpg), rebounding margin (-3.5) and assists (10.1 apg). Shamar Givance and Jawaun Newton lead UE with 15 and 13.9 points per game, respectively. The Purple Aces beat the Redhawks, 66-63, in overtime at the Ford Center last season.

#### First Double-Double

Nygal Russell recorded the first double-double of his career when he finished with 11 points and 11 rebounds in 25 minutes off the bench against Youngstown State (Nov. 13). Russell and Nana Akenten are the only Redhawks on this year's roster currently with at least one double-double in their careers.

#### Season-Opening Win

The Redhawks tipped off their 2021-22 campaign with a big 99-94 road win at Missouri Valley Conference foe Missouri State (Nov. 9). Southeast Missouri won a season-opener on the road in back-to-back years for the first time in its NCAA Division I history. With a win Saturday, SEMO will start a season at 2-0 for the first time in 18 years. The Redhawks last 2-0 start was in 2003-04 and involved a win against a Horizon League team (63-62, vs. Green Bay).

#### High Scoring Affair

Southeast Missouri (99) and Missouri State (94) combined for 193 points in their season-opening slugfest on Nov. 9. The 99 points marked SEMO's most in a season-opener since it scored 120 in a win over Missouri Baptist on Nov. 19, 1990. Both the Redhawks and Bears also combined to

shoot 69 free throws. SEMO made 27-of-34 and MSU hit 25-of-35.

#### Redhawks at Home

Southeast Missouri is 8-8 at home under Head Coach Brad Korn. Last year's 7-6 mark was SEMO's first home winning record in four seasons.

#### Balanced Attack

Three of more players have scored double figures for Southeast Missouri a total of six times this season. SEMO is 4-2 when at least three of its players reach double figures in the scoring column.

#### Nice Shooting

Southeast Missouri shot 57.1 percent (32-of-56) from the field against Missouri State (Nov. 9). Ten of the 11 Redhawks who played scored at least three points. The .571 field goal percentage marked SEMO's best in 23 years. The Redhawks last shot over 57 percent from the field in a season-opener vs. Western Carolina on Nov. 19, 1999. SEMO made 60 percent (36-of-60) of its field goals in that game. The .571 field goal percentage is the Redhawks highest in non-conference play under Head Coach Brad Korn.

#### Knocking Them Down

The Redhawks made 27-of-34 free throws for just under 80 percent (79.4) against Missouri State (Nov. 9). Southeast Missouri made 21-of-26 free throws in the second half alone. Nine players went to the free throw line for SEMO. Eric Reed, Jr. and Manny Patterson each made a perfect 7-of-7 free throws to lead the way.

#### First Career Starts

Freshmen Phillip Russell and Sam Thompson made their first career starts at Missouri State (Nov. 9). Russell had three points, three rebounds and two assists in 25 minutes at point guard, while Thompson scored five points in 10 minutes of action.

#### Second Half Manny

Forward Manny Patterson scored 11 points and added a team-high seven rebounds, all in the second half against Missouri State (Nov. 9). Patterson scored seven of those points at the free throw line where he did not miss

(7-of-7). It was the fourth time he finished with double-digit points in his career.

#### Season 115

The Redhawks are in their 115th season of basketball. This year is Southeast Missouri's 31st as an NCAA Division I program. The Redhawks are 358-525 since joining the Division I ranks in 1991-92. SEMO has a total of eight winning seasons as an NCAA Division I program with its last coming in 2013-14 (18-14).

#### Mr. Experience

Guard Nygal Russell is Southeast Missouri's most experienced player on this year's roster. Russell has played in a total of 94 games and logged 28 starts in his career. He is in his fourth year with the Redhawks and averages 5.4 points and 3.4 rebounds per game for his career.

#### Redhawks Tabbed Fourth in OVC Preseason Poll

Southeast Missouri, after being picked to finish no higher than ninth in the Ohio Valley Conference Preseason Poll each of the last five seasons, was selected fourth in 2021-22. The Redhawks tallied 101 points in the overall voting by OVC Head Basketball Coaches and Communication Directors. The Redhawks achieved their highest OVC preseason ranking in seven years. SEMO was selected third overall (second in the West) ahead of the 2014-15 campaign when the conference was split in divisions. Belmont is this year's preseason favorite after garnering 161 points and all but three of the first-place votes. Morehead State, which represented the OVC in the NCAA Tournament last season, collected 141 points and three first-place nods, while Murray State (136 pts.) took third. Tennessee State (84 pts.), Austin Peay (76 pts.), SIU Edwardsville (65 pts.), Tennessee Tech (62 pts.), Eastern Illinois (43 pts.) and UT Martin (34 pts.) complete the 10-team preseason poll.

#### Harris Garners OVC Preseason Honors

Guard Chris Harris earned Preseason All-Ohio Valley Conference honors for the first time in his career. Harris returns as the team's top scorer. One of five returning starters, Harris averaged 12.3 points per game in 26 starts a





year ago. He led the Redhawks in assists (88) and minutes played (30.2 per game), while ranking fourth in steals (25), third in 3-point field goals made (38) and second in free throw percentage (.735). Harris scored double figures in 18 of his starts. Belmont guard Grayson Murphy and Morehead State forward Johni Broome shared the OVC Preseason Player of the Year honor.

### Big Step Forward

In Brad Korn's first season as head coach in 2020-21, Southeast Missouri made the Ohio Valley Conference Tournament for the first time in four years. The Redhawks finished with an overall record of 11-16 and seventh in the league with a 9-11 mark. SEMO saw a +4 improvement in total wins and a +6 jump in OVC victories from the 2019-20 campaign. The Redhawks' nine conference wins matched their most in a season in 20 years.

### Roster Talk

Southeast Missouri's 14-man roster consists of players from eight different states (Missouri, Florida, Georgia, Illinois, Louisiana, Nebraska, Texas, Wisconsin). SEMO has 10 returning players, including all five of its starters from 2020-21. Four freshmen (Phillip Russell, Adam Larson, Chase Thompson, Sam Thompson) complete this year's roster.

### Top Scorers

Southeast Missouri brings back its top five scorers from last season in Chris Harris (12.3 ppg), Eric Reed, Jr. (11 ppg), Nana Akenten (9.3 ppg), DQ Nicholas (8.8 ppg) and Nolan Taylor (8.8 ppg). Reed, Jr. is the Redhawks top 3-point shooter after draining a team-high 61 in 27 games and 22 starts. He led the Ohio Valley Conference with a .459 (61-of-133) three-point field goal percentage.

### Welcome Back

St. Louis native Phillip Russell is back with Southeast Missouri this season. Russell initially signed with the Redhawks out of high school, but decommitted and went to Saint Louis University as a walk-on. He saw action in eight games off the bench and averaged 2.1 points per contest with the Billikens. Prior to that, he helped lead Vashon High School to a state title. Russell will make his first career start as SEMO's point guard at Missouri State Tuesday.

### 2021-22 Schedule

A 31-game schedule with 14 matchups at the Show Me Center is in store for the Southeast Missouri men's basketball team this 2021-22 season. SEMO tips off its season against in-state foe Missouri State on Nov. 3. This year marks the 147th meeting between the schools. The Redhawks non-conference home slate features games against Youngstown State (Nov. 13), Arkansas State (Nov. 19), Missouri Baptist (Nov. 23), Webster University (Dec. 4) and Evansville (Dec. 8). SEMO will travel to San Antonio, Texas for a tournament at Incarnate Word University over Thanksgiving weekend. The Redhawks face Portland (Nov. 26), host Incarnate Word (Nov. 27) and Montana State (Nov. 28) as part of the four-team event. The Redhawks close out non-league action on a four-game road stretch with trips to Purdue Fort Wayne (Dec. 11), Southern Illinois (Sept. 15), Pepperdine (Dec. 18) and California Baptist (Dec. 21). Longtime rivals SEMO and SIU hook up for the 118th time on the hardwood. SEMO remains on the road for the start of Ohio Valley Conference play which begins with a visit to rival Murray State (Dec. 30). Two days later, Austin Peay (Jan. 1) comes to Cape Girardeau for the Redhawks OVC home-opener on New Year's Day. The Redhawks also host Tennessee Tech (Jan. 13), Tennessee State (Jan. 20), Morehead State (Jan. 27), SIU Edwardsville (Jan. 29), Eastern Illinois (Feb. 5), Belmont (Feb. 12), UT Martin (Feb. 24) and Murray State (Feb. 26) in home OVC play. Trips to Belmont (Jan. 6), Tennessee State (Jan. 8), SIU Edwardsville (Jan. 15), Eastern Illinois (Jan. 22), UT Martin (Feb. 3), Austin Peay (Feb. 10), Tennessee Tech (Feb. 17) and Morehead State (Feb. 19) complete SEMO's 18-game conference schedule. The 2022 OVC Tournament will be held at the Ford Center in Evansville, Indiana on Mar. 2-5. This is the fifth-straight year the tournament will be played in that venue.

### Home Game vs. Morehead State will Air on ESPNU

Southeast Missouri's home game against Morehead State will air on ESPNU as part of the 2021-22 ESPN Basketball Television Package. That matchup is set for Thursday, January 27. Tip-off is set for 7 p.m., CT at the Show Me Center. This year's slate of Conference basketball games across ESPN

networks includes nine total men's basketball games (six regular season contests and three OVC Tournament games) that will appear on one of the linear networks during the season. Four of the regular season matchups and the OVC Tournament semifinals will air on ESPNU, two games will be televised on ESPN2 and the OVC Tournament championship game will air on ESPN2.



# 2021-22 SOUTHEAST MISSOURI BASKETBALL NOTES

**EVANSVILLE // DEC. 8**

## Numerical

No.	Name	Pos.	Ht.	Wt.	Cl.	Hometown (High School/College)
1	Phillip Russell	G	5-10	165	Fr.	St. Louis, Mo. (Vashon/Saint Louis)
2	Chase Thompson	F	6-7	230	Fr.	Omaha, Neb. (Westside/Western Nebraska CC)
3	Eric Reed, Jr.	G	6-2	190	Jr.	Baton Rouge, La. (University Laboratory/Howard College)
4	Adam Larson	F	6-9	180	Fr.	Fennimore, Wis. (Fennimore)
5	Chris Harris	G	6-3	205	R-Jr.	Antioch, Ill. (Lake Forest Academy/John A. Logan College)
10	Manny Patterson	F	6-8	220	Sr.	Chicago, Ill. (Kenwood Academy/Green Bay)
11	DQ Nicholas	G	6-1	180	So.	Atlanta, Ga. (Scotland Prep School (Pa.))
13	Parker Long	G	6-2	175	So.	Sikeston, Mo. (Sikeston/Maryville University)
14	Nate Johnson	C	6-9	250	Jr.	Broward County, Fla. (American Heritage/Seminole State College)
20	Sam Thompson	F	6-10	250	Fr.	St. Charles, Mo. (Francis Howell)
21	Nana Akenten	G	6-6	215	R-Jr.	Bolingbrook, Ill. (Bolingbrook/Nebraska)
25	Nygal Russell	G	6-4	205	Jr.	Houston, Texas (ASPIRE Academy (Louisville, Ky.))
31	Nolan Taylor	F	6-7	260	Gr.	Keller, Texas (Keller/Cal Poly)
33	Dylan Branson	G	6-5	220	Fr.	St. Louis, Mo. (Mehlville)

## Alphabetical

No.	Name	Pos.	Ht.	Wt.	Cl.	Hometown (High School/College)
21	Nana Akenten	G	6-6	215	R-Jr.	Bolingbrook, Ill. (Bolingbrook/Nebraska)
33	Dylan Branson	G	6-5	220	Fr.	St. Louis, Mo. (Mehlville)
5	Chris Harris	G	6-3	205	R-Jr.	Antioch, Ill. (Lake Forest Academy/John A. Logan College)
14	Nate Johnson	C	6-9	250	Jr.	Broward County, Fla. (American Heritage/Seminole State College)
4	Adam Larson	F	6-9	180	Fr.	Fennimore, Wis. (Fennimore)
13	Parker Long	G	6-2	175	So.	Sikeston, Mo. (Sikeston/Maryville University)
11	DQ Nicholas	G	6-1	180	So.	Atlanta, Ga. (Scotland Prep School (Pa.))
10	Manny Patterson	F	6-8	220	Sr.	Chicago, Ill. (Kenwood Academy/Green Bay)
3	Eric Reed, Jr.	G	6-2	190	Jr.	Baton Rouge, La. (University Laboratory/Howard College)
25	Nygal Russell	G	6-4	205	Jr.	Houston, Texas (ASPIRE Academy (Louisville, Ky.))
1	Phillip Russell	G	5-10	165	Fr.	St. Louis, Mo. (Vashon/Saint Louis)
31	Nolan Taylor	F	6-7	260	Gr.	Keller, Texas (Keller/Cal Poly)
2	Chase Thompson	F	6-7	230	Fr.	Omaha, Neb. (Westside/Western Nebraska CC)
20	Sam Thompson	F	6-10	250	Fr.	St. Charles, Mo. (Francis Howell)

**Head Coach:** Brad Korn, Second Year (Southern Illinois, 2004)

**Assistant Coach:** Keith Pickens, Fourth Year (Missouri State, 2013)

**Assistant Coach:** Dustin Yoder, Second Year (Illinois, 2011)

**Assistant Coach:** Sam McMahon, Second Year (Delaware, 2008)

**Director of Operations:** LaDon Champagnie, First Year (Missouri Baptist, 2013)

**Graduate Assistant:** Collin Jasper

**Managers:** C.J. Frazier, Jr., Joshua Wolfe, Akeal Sanders-Slaughter

### » Breakdown by Class

Total Squad Members.....	14
Graduates.....	1
Seniors.....	1
Juniors.....	5
Sophomores.....	2
Freshmen.....	5

### » Geographical Breakdown

Florida.....	1
Georgia.....	1
Illinois.....	3
Louisiana.....	1
Missouri.....	4
Nebraska.....	1
Texas.....	2
Wisconsin.....	1

### » Breakdown by Position

Guard.....	8
Forward.....	5
Center.....	1

### » Pronunciation Guide

Nana Akenten..	na-nuh uh-ken-ten
Nygal Russell.....	nye-juhl





**1** | **Phillip Russell**  
G / 5-10 / 165 / Fr.  
St. Louis, Mo.



**2** | **Chase Thompson**  
F / 6-7 / 230 / Fr.  
Omaha, Neb.




**3** | **Eric Reed, Jr.**  
G / 6-2 / 190 / Jr.  
Baton Rouge, La.



**4** | **Adam Larson**  
F / 6-9 / 180 / Fr.  
Fennimore, Wis.



**5** | **Chris Harris**  
G / 6-3 / 205 / R-Jr.  
Antioch, Ill.



**10** | **Manny Patterson**  
F / 6-8 / 220 / Sr.  
Chicago, Ill.



**11** | **DQ Nicholas**  
G / 6-1 / 180 / So.  
Atlanta, Ga.



**13** | **Parker Long**  
G / 6-2 / 175 / So.  
Sikeston, Mo.



**14** | **Nate Johnson**  
C / 6-9 / 250 / Jr.  
Broward County, Fla.



**20** | **Sam Thompson**  
F / 6-10 / 250 / Fr.  
St. Charles, Mo.



**21** | **Nana Akenten**  
G / 6-6 / 215 / R-Jr.  
Bolingbrook, Ill.



**25** | **Nygal Russell**  
G / 6-4 / 205 / Jr.  
Houston, Texas



**31** | **Nolan Taylor**  
F / 6-7 / 260 / Gr.  
Keller, Texas



**33** | **Dylan Branson**  
G / 6-5 / 220 / Fr.  
St. Louis, Mo.



**Brad Korn**  
Head Coach  
Second Year



**Keith Pickens**  
Assistant Coach  
Fourth Year



**Dustin Yoder**  
Assistant Coach  
Second Year



**Sam McMahon**  
Assistant Coach  
Second Year



**LaDon Champagnie**  
Director of Operations  
First Year



**Collin Jasper**  
Graduate Assistant  
Second Year





## BRAD KORN

### HEAD COACH

**B**rad Korn began his first head coaching job at Southeast Missouri in the middle of a global COVID-19 pandemic.

Throughout all the challenges and uncertainties during an unprecedented 2020-21 campaign, Korn led his first SEMO team to an overall record of 11-16 and seventh-place finish in the Ohio Valley Conference.

The Redhawks made the OVC Tournament for the first time since 2016-17 and saw a +4 improvement in total wins and a +6 jump in OVC victories from the year before. SEMO's nine (9-11) conference victories matched the program's most in a season in 20 years.

Statistically, SEMO ranked among the top five in the OVC in 3-point field goal percentage (5th, .352), rebounding margin

(5th, +2.2), defensive rebounds (5th, 25.6 per game) and defensive rebound percentage (1st, .764).

Korn was officially introduced as SEMO's head coach on Mar. 23, 2020. He is the seventh head coach in SEMO's NCAA Division I era (since 1991-92).

Prior to arriving in Cape Girardeau, Korn spent five years at Big 12 Conference member Kansas State working the four seasons as an assistant coach and one as the program's Director of Operations.

In his final four years back at K-State after returning following a three-year stint at Missouri State (2013-16), Korn helped the Wildcats to 82 wins and three-straight NCAA Tournament appearances. K-State posted back-to-back 25-win campaigns

for the first time in school history (2017-18, 2018-19).

During his first year back in 2016-17, the squad won 21 games, including eight over teams that advanced to the postseason, and knocked off Wake Forest in the NCAA First Four before losing to #18 Cincinnati in the NCAA South Regional First Round.

Working primarily with the post players, Korn was a big influence on the development of two-time All-Big 12 First Team selection Dean Wade, who became the fourth Wildcat to earn All-Big 12 First-Team honors in 2018 and just the second to do so in back-to-back seasons. Wade is one of just three players to rank in the school's Top 10 in both career scoring (1,510) and rebounding (685). He was instrumental in

the progress of Makol Mawien, who has started all 103 games in his K-State career and emerged as one of the top big men in the Big 12.

Korn was also key in the growth of All-Big 12 selections Wesley Iwundu and D.J. Johnson during his first season as an assistant coach in 2016-17. Iwundu, who was twice named Third Team All-Big 12, became the first Wildcat since 2008 to be taken in the NBA Draft when he was selected with 33rd overall pick by the Orlando Magic. Johnson, an honorable mention all-league selection, broke the career field goal percentage record at 59.5 percent, while setting the single-season mark for the second consecutive season at 62.3 percent in 2016-17.

Korn spent one season





on Bruce Weber's inaugural staff at K-State as Director of Operations in 2012-13, helping the Wildcats to a 27-8 overall record and their first-ever Big 12 regular-season title. It was the school's first conference title since 1977, while the 27 wins rated second-most in school history.

Overall, he has 15 years of Division I experience, which includes time at his alma mater – Southern Illinois (2004-12). Korn has extensive ties to Weber after playing his first four years (1999-2003) for him at Southern Illinois. He redshirted in 1999-2000 before playing the next three years for Weber. He concluded his playing career for (current Purdue head coach) Matt Painter in 2003-04 before

spending the next eight years (2004-12) at SIU as an assistant for then-Saluki head coach and current K-State associate head coach Chris Lowery.

Korn returned to Manhattan in May 2016 after three seasons at Missouri State, where he served as an assistant coach to then-head coach Paul Lusk from 2013-16. At MSU, he helped the Bears to 44 wins, including a 20 -win season and a trip to the CollegeInsider.com Tournament in 2013-14.

Korn helped mentor a number of All-Missouri Valley honorees during his stay at Missouri State, including 2014 All-MVC Second-Team selection Jarmar Gulley and 2016 MVC Newcomer of the Year Dequon Miller. In addition, he coached three MVC

All-Freshman Team honorees in Austin Ruder in 2014 and Obediah Church and Jarred Dixon in 2016 as well as two Most Improved Team members (Dorrian Williams in 2015 and Chris Kendrix in 2016).

Prior to his first stint at K-State, Korn spent eight years (2004-12) at Southern Illinois, including his final six years as a full-time assistant under Lowery. He helped the Salukis post a 145-116 (.556) overall record with four postseason appearances, two Missouri Valley Conference championships and one State Farm Missouri Valley Conference Tournament title. The squad won 20 or more games and advanced to the NCAA Tournament on three occasions (2005, 2006, 2007) during his tenure as an assistant coach, including a 2007 trip to the Sweet 16. He was a graduate assistant at SIU his first two years before being elevated to a full-time assistant coach on Jan. 31, 2006.

A native of Plano, Illinois, Korn helped the Salukis through one of their greatest periods of success from 1999 to 2004. The squad went from 16 wins his redshirt-freshman season to three consecutive NCAA Tournament appearances under Weber and Painter. He was also a part of three Missouri Valley regular season championships as a player.

The 6-foot-9 forward saw action in 121 games in his career, averaging 5.2 points and 2.3 rebounds in 14.5 minutes per game. As a senior, he averaged

9.7 points on 41 percent shooting with four rebounds and 1.9 assists in helping SIU to 25 wins and a 17-1 mark in MVC play. He was named to the league's Most Improved Team.

Korn earned a bachelor's degree in Marketing from Southern Illinois in 2004 and his master's degree in Administrative Studies from Missouri State in 2016. He resides in Cape Girardeau with his wife, Kristin, and daughters Brielyn and Ashtyn.





## 2021-22 SOUTHEAST MISSOURI BASKETBALL NOTES

EVANSVILLE // DEC. 8



### ■ The Korn File

**Experience:**

17th Year (Second at SEMO)

**Hometown:**

Plano, Ill.

**Birthdate:**

August 22, 1981

**Alma Mater:**

Southern Illinois, 2004

**Education:**

BB.A. Marketing (Southern Illinois)

Master's Administrative Studies (Missouri State)

**Date Hired:**

March 23, 2020

**Family:**

Wife - Kristin

Children - Brielyn, Ashtyn

**Playing Experience:**

Southern Illinois, 1999-04

**Coaching Experience:**

Southern Illinois, Graduate Asst., 2004-06

Southern Illinois, Assistant Coach, 2006-12

Kansas State, Dir. of Operations, 2012-13

Missouri State, Assistant Coach, 2013-16

Kansas State, Assistant Coach, 2016-20

Southeast Missouri, 2020-pr.

### Korn Year-by-Year Records

Year	School	Assignment	Record	Conference/Finish	Postseason
2004-05	Southern Illinois	Graduate Assistant	27-8	15-3/1st	NCAA Second Round
2005-06	Southern Illinois	Graduate Assistant	22-11	12-6/2nd	NCAA First Round
2006-07	Southern Illinois	Assistant Coach	29-7	15-3/1st	NCAA Sweet 16
2007-08	Southern Illinois	Assistant Coach	18-15	11-7/3rd	NIT Second Round
2008-09	Southern Illinois	Assistant Coach	13-18	8-10/5th	-
2009-10	Southern Illinois	Assistant Coach	15-15	6-12/9th	-
2010-11	Southern Illinois	Assistant Coach	13-19	5-13/8th	-
2011-12	Southern Illinois	Assistant Coach	8-23	5-13/9th	-
2012-13	Kansas State	Director of Operations	27-8	14-4/1st	NCAA Second Round
2013-14	Missouri State	Assistant Coach	20-13	9-9/4th	CollegeInsider.com Tourn. (CIT)
2014-15	Missouri State	Assistant Coach	11-20	5-13/8th	-
2015-16	Missouri State	Assistant Coach	13-19	8-10/7th	-
2016-17	Kansas State	Assistant Coach	21-14	8-10/6th	NCAA First Round
2017-18	Kansas State	Assistant Coach	25-12	10-8/4th	NCAA Elite Eight
2018-19	Kansas State	Assistant Coach	25-9	14-4/1st	NCAA First Round
2019-20	Kansas State	Assistant Coach	11-21	3-15/10th	-
2020-21	Southeast Missouri	Head Coach	11-16	9-11/7th	-
2021-22	Southeast Missouri	Head Coach	4-4		

**Overall Record:** 15-20

Record at Southeast Missouri, 15-20, 9-11 Ohio Valley Conference (2 years)

Record as a College Assistant: 222-205

Record as a Graduate Assistant: 49-19





## 2021-22 Statistics

RECORD:	OVERALL	HOME	AWAY	NEUTRAL
ALL GAMES	4-4	2-2	2-0	0-2
CONFERENCE	0-0	0-0	0-0	0-0
NON-CONFERENCE	4-4	2-2	2-0	0-2

#	Player	gp-gs	min	avg	Total		3-Point		F-Throw		Rebounds				pf	dq	a	to	blk	stl	pts	avg
					fg-fga	fg%	3fg-fga	3fg%	ft-fga	ft%	off	def	tot	avg								
03	REED, JR., Eric	8-8	254	31.8	41-93	.441	20-52	.385	28-35	.800	4	16	20	2.5	19	0	10	11	1	9	130	16.3
01	RUSSELL, Phillip	8-8	228	28.5	28-66	.424	15-32	.469	26-35	.743	6	11	17	2.1	22	1	21	10	1	7	97	12.1
05	HARRIS, Chris	8-3	213	26.6	27-67	.403	5-24	.208	30-38	.789	1	26	27	3.4	19	0	22	28	2	7	89	11.1
25	RUSSELL, Nygal	8-5	181	22.6	22-48	.458	6-22	.273	9-9	1.000	9	40	49	6.1	20	1	8	10	2	8	59	7.4
11	NICHOLAS, DQ	8-1	156	19.5	22-45	.489	3-10	.300	11-12	.917	6	20	26	3.3	12	0	9	9	2	6	58	7.3
10	PATTERSON, Manny	8-5	127	15.9	18-33	.545	0-0	.000	18-22	.818	18	23	41	5.1	21	0	2	13	2	2	54	6.8
21	AKENTEN, Nana	7-3	148	21.1	16-48	.333	7-25	.280	5-11	.455	6	34	40	5.7	21	0	4	2	8	6	44	6.3
14	JOHNSON, Nate	6-0	58	9.7	15-23	.652	0-0	.000	1-3	.333	7	5	12	2.0	12	0	1	7	4	2	31	5.2
20	THOMPSON, Sam	3-3	33	11.0	4-10	.400	0-0	.000	2-4	.500	3	1	4	1.3	5	0	1	3	1	0	10	3.3
13	LONG, Parker	3-0	13	4.3	3-5	.600	2-4	.500	1-2	.500	0	2	2	0.7	0	0	0	1	1	1	9	3.0
02	THOMPSON, Chase	7-0	61	8.7	4-18	.222	3-14	.214	2-4	.500	2	8	10	1.4	14	0	3	3	1	1	13	1.9
33	BRANSON, Dylan	8-4	128	16.0	3-14	.214	0-7	.000	0-3	.000	3	15	18	2.3	15	0	7	5	2	4	6	0.8
Team											8	5	13					1				
Total.....		8	1600		203-470	.432	61-190	.321	133-178	.747	73	206	279	34.9	180	2	88	103	27	53	600	75.0
Opponents.....		8	1600		198-465	.426	54-158	.342	165-216	.764	91	220	311	38.9	157	-	98	107	19	44	615	76.9

TEAM STATISTICS	SEMO	OPP
SCORING	600	615
Points per game	75.0	76.9
Scoring margin	-1.9	-
FIELD GOALS-ATT	203-470	198-465
Field goal pct	.432	.426
3 POINT FG-ATT	61-190	54-158
3-point FG pct	.321	.342
3-pt FG made per game	7.6	6.8
FREE THROWS-ATT	133-178	165-216
Free throw pct	.747	.764
F-Throws made per game	16.6	20.6
REBOUNDS	279	311
Rebounds per game	34.9	38.9
Rebounding margin	-4.0	-
ASSISTS	88	98
Assists per game	11.0	12.3
TURNOVERS	103	107
Turnovers per game	12.9	13.4
Turnover margin	+0.5	-
Assist/turnover ratio	0.9	0.9
STEALS	53	44
Steals per game	6.6	5.5
BLOCKS	27	19
Blocks per game	3.4	2.4
ATTENDANCE	3886	4290
Home games-Avg/Game	4-972	2-2095
Neutral site-Avg/Game	-	2-50

Score by Periods	1st	2nd	Totals
Southeast Missouri	277	323	600
Opponents	283	332	615

Date	Opponent		Score	Att.
11-09-21	at Missouri St.	W	99-94	4190
11-13-21	YOUNGSTOWN STATE	L	79-97	1280
11-19-21	ARKANSAS STATE	L	60-72	1145
11-22-21	MISSOURI BAPTIST	W	71-63	789
! 11-26-21	at Incarnate Word	W	79-76	0
! 11-27-21	vs Portland	L	68-74	100
! 11-28-21	vs Montana St.	L	68-75	0
12-04-21	WEBSTER UNIVERSITY	W	76-64	672

\* = Conference game

! = Incarnate Word Thanksgiving Invitational (San Antonio, Texas)





## 2021-22 SOUTHEAST MISSOURI BASKETBALL NOTES

**EVANSVILLE // DEC. 8**

### Comparison Game-by-Game (SEMO/Opponent)

Opponent	1st	2nd	Score	Mar	Total FG	FG Pct	3-Pointers	3FG Pct	Free Throws	FT Pct	Rebounds (Mar)	Assist	T/Over	Block	Steal	Fouls
Missouri State	45/41	54/53	99-94	+5	32-56/31-60	.571/.517	8-19/7-26	.421/.269	27-34/25-35	.794/.714	33/30 +3	10/13	11/7	2/1	6/6	26/22
Youngstown State	39/37	40/60	79-97	(18)	23-57/31-63	.404/.492	8-24/7-20	.333/.350	25-35/28-36	.714/.778	33/42 (9)	11/13	10/7	4/1	3/3	29/27
Arkansas State	33/39	27/33	60-72	(12)	21-58/26-59	.362/.441	5-19/8-19	.263/.421	13-19/12-14	.684/.857	32/45 (13)	11/15	12/14	2/4	7/6	15/18
Missouri Baptist	31/36	40/27	71-63	+8	22-54/22-58	.407/.379	8-25/4-14	.320/.286	19-22/15-20	.864/.750	35/38 (3)	13/14	20/19	5/1	11/9	19/20
Incarnate Word	34/39	45/37	79-76	+3	28-58/23-56	.483/.411	10-24/8-26	.417/.308	13-18/22-26	.722/.846	31/37 (6)	10/9	10/15	2/2	5/1	21/19
Portland	30/33	38/41	68-74	(6)	26-61/22-57	.426/.386	10-25/7-17	.400/.412	6-10/23-28	.600/.821	35/36 (1)	7/13	15/12	3/4	4/7	23/14
Montana State	31/27	37/48	68-75	(7)	23-59/22-55	.390/.400	6-22/7-23	.273/.304	16-19/24-33	.842/.727	38/39 (1)	12/11	17/17	2/5	8/8	29/18
Webster University	34/31	42/33	76-64	+12	28-67/21-57	.418/.368	6-32/6-13	.188/.462	14-21/16-24	.667/.667	41/43 (2)	14/10	8/16	7/1	9/4	18/19
Evansville																
Purdue Fort Wayne																
Southern Illinois																
Pepperdine																
California Baptist																
Murray State																
Austin Peay																
Belmont																
Tennessee State																
Tennessee Tech																
SIU Edwardsville																
Tennessee State																
Eastern Illinois																
Morehead State																
SIU Edwardsville																
UT Martin																
Eastern Illinois																
Austin Peay																
Belmont																
Tennessee Tech																
Morehead State																
UT Martin																
Murray State																

### Points in the Paint, Second Chance Points, Points Off Turnovers, Fastbreak Points, Bench Points

Opponent	W/L	POINTS IN THE PAINT		2ND CHANCE POINTS		POINTS OFF TURNOVERS		FAST BREAK POINTS		BENCH POINTS	
		SEMO	OPP	SEMO	OPP	SEMO	OPP	SEMO	OPP	SEMO	OPP
Missouri State	W	34	46	7	10	10	10	7	4	38	16
Youngstown State	L	24	36	13	20	12	7	2	2	41	11
Arkansas State	L	28	30	13	16	16	7	4	4	14	19
Missouri Baptist	W	22	22	13	10	23	14	6	4	33	18
Incarnate Word	W	32	18	6	7	22	9	11	7	37	17
Portland	L	28	24	13	8	7	18	8	15	27	10
Montana State	L	24	28	7	15	15	19	19	14	32	9
Webster University	W	40	24	16	18	23	12	6	2	21	10
Evansville											
Purdue Fort Wayne											
Southern Illinois											
Pepperdine											
California Baptist											
Murray State											
Austin Peay											
Belmont											
Tennessee State											
Tennessee Tech											
SIU Edwardsville											
Tennessee State											
Eastern Illinois											
Morehead State											
SIU Edwardsville											
UT Martin											
Eastern Illinois											
Austin Peay											
Belmont											
Tennessee Tech											
Morehead State											
UT Martin											
Murray State											



### Game-by-Game Leaders

Opponent	W/L	Score	Points	Rebounds	Assists	Blocks	Steals
Missouri State	W	99-94	Reed, Jr. - 21	Patterson - 7	Harris - 4	Akenten, Nicholas - 1	Reed, Jr. - 2
Youngstown State	L	79-97	Reed, Jr., Nicholas - 17	N. Russell - 11	Harris - 4	Akenten - 2	Harris - 2
Arkansas State	L	60-72	Reed, Jr. - 13	N. Russell - 9	Reed, Jr. - 3	S. Thompson, Akenten - 1	Akenten, Reed, Jr. - 3
Missouri Baptist	W	71-63	P. Russell - 18	Patterson - 7	Harris - 5	Akenten - 3	P. Russell, N. Russell - 4
Incarnate Word	W	79-76	Reed, Jr. - 23	Patterson, N. Russell, Akenten - 5	Harris - 4	Johnson - 2	Reed, Jr., Johnson - 2
Portland	L	68-74	P. Russell - 19	Akenten - 9	P. Russell - 4	Patterson, Johnson Akenten - 1	Akenten - 2
Montana State	L	68-75	P. Russell - 21	Akenten - 10	P. Russell, Harris - 3	P. Russell, C. Thompson - 1	Harris, Nicholas - 2
Webster University	W	76-64	Reed, Jr. - 26	Patterson - 9	P. Russell, Reed, Jr. - 4	Harris - 2	Johnson - 3
Evansville							
Purdue Fort Wayne							
Southern Illinois							
Pepperdine							
California Baptist							
Murray State							
Austin Peay							
Belmont							
Tennessee State							
Tennessee Tech							
SIU Edwardsville							
Tennessee State							
Eastern Illinois							
Morehead State							
SIU Edwardsville							
UT Martin							
Eastern Illinois							
Austin Peay							
Belmont							
Tennessee Tech							
Morehead State							
UT Martin							
Murray State							

### Game-by-Game Starters

Opponent	W/L	Score	Guard	Guard	Guard	Forward	Forward	First Man Off the Bench
Missouri State	W	99-94	P. Russell	Reed, Jr.	Harris	Akenten	S. Thompson	Patterson, 11 pts., 7 reb., 18 min.
Youngstown State	L	79-97	P. Russell	Reed, Jr.	Harris	Akenten	S. Thompson	Patterson, 6 pts., 3 reb., 16 min.
Arkansas State	L	60-72	P. Russell	Reed, Jr.	Nicholas	Akenten	S. Thompson	N. Russell, 2 pts., 9 reb., 24 min.
Missouri Baptist	W	71-63	P. Russell	Reed, Jr.	N. Russell	Branson	Patterson	Johnson, 3 min.
Incarnate Word	W	79-76	P. Russell	Reed, Jr.	N. Russell	Branson	Patterson	Harris, 13 pts., 3 reb., 4 assists, 26 min.
Portland	L	68-74	P. Russell	Reed, Jr.	N. Russell	Branson	Patterson	Johnson, 4 pts., 4 reb., 15 min.
Montana State	L	68-75	P. Russell	Reed, Jr.	N. Russell	Branson	Patterson	Johnson, 5 pts., 1 reb., 12 min.
Webster University	W	76-64	P. Russell	Reed, Jr.	Harris	N. Russell	Patterson	Johnson, 6 pts., 3 reb., 8 min.
Evansville								
Purdue Fort Wayne								
Southern Illinois								
Pepperdine								
California Baptist								
Murray State								
Austin Peay								
Belmont								
Tennessee State								
Tennessee Tech								
SIU Edwardsville								
Tennessee State								
Eastern Illinois								
Morehead State								
SIU Edwardsville								
UT Martin								
Eastern Illinois								
Austin Peay								
Belmont								
Tennessee Tech								
Morehead State								
UT Martin								
Murray State								

### Starting Lineup Combinations

Record	Guard	Guard	Guard	Forward	Forward
1-1	P. Russell	Reed, Jr.	Harris	Akenten	S. Thompson
0-1	P. Russell	Reed, Jr.	Nicholas	Akenten	S. Thompson
2-2	P. Russell	Reed, Jr.	N. Russell	Branson	Patterson
1-0	P. Russell	Reed, Jr.	Harris	N. Russell	Patterson



## 2021-22 SOUTHEAST MISSOURI BASKETBALL NOTES

**EVANSVILLE // DEC. 8**

	Score	FG-A	Pct.	3FG-A	Pct.	FT-A	Pct.	OFF	DEF	Total	F	A	TO	B	S
<b>Southeast Missouri</b>	<b>W, 99-94</b>	<b>32-56</b>	<b>.571</b>	<b>8-19</b>	<b>.421</b>	<b>27-34</b>	<b>.794</b>	<b>5</b>	<b>28</b>	<b>33</b>	<b>26</b>	<b>10</b>	<b>11</b>	<b>2</b>	<b>6</b>
Missouri State		31-60	.517	7-26	.269	25-35	.714	7	23	30	22	13	7	1	6
<b>Southeast Missouri</b>	<b>L, 79-97</b>	<b>23-57</b>	<b>.404</b>	<b>8-24</b>	<b>.333</b>	<b>25-35</b>	<b>.714</b>	<b>8</b>	<b>25</b>	<b>33</b>	<b>29</b>	<b>11</b>	<b>10</b>	<b>4</b>	<b>3</b>
Youngstown State		31-63	.492	7-20	.350	28-36	.778	12	30	42	27	13	7	1	3
<b>Southeast Missouri</b>	<b>L, 60-72</b>	<b>21-58</b>	<b>.362</b>	<b>5-19</b>	<b>.263</b>	<b>13-19</b>	<b>.684</b>	<b>13</b>	<b>19</b>	<b>32</b>	<b>15</b>	<b>11</b>	<b>12</b>	<b>2</b>	<b>7</b>
Arkansas State		26-59	.441	8-19	.421	12-14	.857	16	29	45	18	15	14	4	6
<b>Southeast Missouri</b>	<b>W, 71-63</b>	<b>22-54</b>	<b>.407</b>	<b>8-25</b>	<b>.320</b>	<b>19-22</b>	<b>.864</b>	<b>8</b>	<b>27</b>	<b>35</b>	<b>19</b>	<b>13</b>	<b>20</b>	<b>5</b>	<b>11</b>
Missouri Baptist		22-58	.379	4-14	.286	15-20	.750	12	26	38	20	14	19	1	9
<b>Southeast Missouri</b>	<b>W, 79-76</b>	<b>28-58</b>	<b>.483</b>	<b>10-24</b>	<b>.417</b>	<b>13-18</b>	<b>.722</b>	<b>8</b>	<b>23</b>	<b>31</b>	<b>21</b>	<b>10</b>	<b>10</b>	<b>2</b>	<b>5</b>
Incarinate Word		23-56	.411	8-26	.308	22-26	.846	11	26	37	19	9	15	2	1
<b>Southeast Missouri</b>	<b>L, 68-74</b>	<b>26-61</b>	<b>.426</b>	<b>10-25</b>	<b>.400</b>	<b>6-10</b>	<b>.600</b>	<b>8</b>	<b>27</b>	<b>35</b>	<b>23</b>	<b>7</b>	<b>15</b>	<b>3</b>	<b>4</b>
Portland		22-57	.386	7-17	.412	23-28	.821	9	27	36	14	13	12	4	7
<b>Southeast Missouri</b>	<b>L, 68-75</b>	<b>23-59</b>	<b>.390</b>	<b>6-22</b>	<b>.273</b>	<b>16-19</b>	<b>.842</b>	<b>8</b>	<b>30</b>	<b>38</b>	<b>29</b>	<b>12</b>	<b>17</b>	<b>2</b>	<b>8</b>
Montana State		22-55	.400	7-23	.304	24-33	.727	10	29	39	18	11	17	5	8
<b>Southeast Missouri</b>	<b>W, 76-64</b>	<b>28-67</b>	<b>.418</b>	<b>6-32</b>	<b>.188</b>	<b>14-21</b>	<b>.667</b>	<b>15</b>	<b>26</b>	<b>41</b>	<b>18</b>	<b>14</b>	<b>8</b>	<b>7</b>	<b>9</b>
Webster University		21-57	.368	6-13	.462	16-24	.667	14	29	43	19	10	16	1	4

### **Southeast Missouri**

Evansville

### **Southeast Missouri**

Purdue Fort Wayne

### **Southeast Missouri**

Southern Illinois

### **Southeast Missouri**

Pepperdine

### **Southeast Missouri**

California Baptist

### **Southeast Missouri**

Murray State

### **Southeast Missouri**

Austin Peay

### **Southeast Missouri**

Belmont

### **Southeast Missouri**

Tennessee State

### **Southeast Missouri**

Tennessee Tech

### **Southeast Missouri**

SIU Edwardsville

### **Southeast Missouri**

Tennessee State

### **Southeast Missouri**

Eastern Illinois

### **Southeast Missouri**

Morehead State

### **Southeast Missouri**

SIU Edwardsville

### **Southeast Missouri**

UT Martin

### **Southeast Missouri**

Eastern Illinois

### **Southeast Missouri**

Austin Peay

### **Southeast Missouri**

Belmont

### **Southeast Missouri**

Tennessee Tech

### **Southeast Missouri**

Morehead State

### **Southeast Missouri**

UT Martin

### **Southeast Missouri**

Murray State





## 2021-22 Game-by-Game Leaders Summary (# of Games)

### Points

Eric Reed, Jr.....	5
Phillip Russell.....	3
DQ Nicholas.....	1

### Rebounds

Manny Patterson.....	4
Nygal Russell.....	3
Nana Akenten.....	3

### Assists

Chris Harris.....	5
Phillip Russell.....	3
Eric Reed, Jr.....	2

### Blocks

Nana Akenten.....	5
Nate Johnson.....	2
DQ Nicholas.....	1
Sam Thompson.....	1
Manny Patterson.....	1
Phillip Russell.....	1
Chase Thompson.....	1
Chris Harris.....	1

### Steals

Eric Reed, Jr.....	3
Chris Harris.....	2
Nana Akenten.....	2
DQ Nicholas.....	2
Phillip Russell.....	1
Nygal Russell.....	1
Nate Johnson.....	1

### Dunks (# for 2021-22 Season)

Nygal Russell.....	3
Nana Akenten.....	1
Nate Johnson.....	1

### Games Played/Started

	2021-22	Career
Nygal Russell	8/5	94/29
DQ Nicholas	8/1	65/47
Chris Harris	8/3	36/29
Nana Akenten	7/3	34/27
Eric Reed, Jr.	8/8	35/30
Dylan Branson	8/4	35/12
Nate Johnson	6/0	31/0
Manny Patterson	8/5	30/17
Nolan Taylor	-	18/15
Parker Long	3/0	18/0
Phillip Russell	8/8	8/8
Chase Thompson	7/0	7/0
Sam Thompson	3/3	3/3

## Career Ledger

### Double-Digit Point Games

	2021-22	Career
Chris Harris.....	5	25
DQ Nicholas.....	2	23
Eric Reed, Jr.....	6	19
Nygal Russell.....	3	16
Nana Akenten.....	2	13
Nolan Taylor.....	-	8
Manny Patterson.....	2	5
Phillip Russell.....	6	6
Dylan Branson.....	-	1
Nate Johnson.....	1	2

### Double-Digit Rebound Games

	2021-22	Career
Nana Akenten.....	1	3
Nygal Russell.....	1	2
DQ Nicholas.....	-	1

### 20+ Point Games

	2021-22	Career
Eric Reed, Jr.....	3	6
DQ Nicholas.....	-	4
Chris Harris.....	-	2
Manny Patterson.....	-	1
Nygal Russell.....	-	1
Phillip Russell.....	1	1

### 8+ Rebound Games

	2021-22	Career
Nana Akenten.....	2	7
Nygal Russell.....	2	6
DQ Nicholas.....	-	4
Nolan Taylor.....	-	2
Manny Patterson.....	1	1

### 5+ Assist Games

	2021-22	Career
Chris Harris.....	1	9
DQ Nicholas.....	-	8
Nygal Russell.....	-	6
Nolan Taylor.....	-	1
Nana Akenten.....	-	1
Eric Reed, Jr.....	-	1

### 3+ Steal Games

	2021-22	Career
Nygal Russell.....	1	5
DQ Nicholas.....	1	5
Nana Akenten.....	1	4
Jordan Love.....	-	3
Chris Harris.....	-	3
Eric Reed, Jr.....	1	3
Phillip Russell.....	1	1

### Double-Doubles

	2021-22	Career
Nana Akenten.....	-	2
Nygal Russell.....	1	1

## SEMO's 2021-22 Record:

At Home.....	2-2
On the Road.....	2-0
At Neutral Sites.....	0-2
In Ohio Valley Conference Games.....	0-0
In November.....	3-4
In December.....	1-0
In January.....	0-0
In February.....	0-0
In March.....	0-0
Leading at the Half.....	2-2
Trailing at the Half.....	2-2
Tied at the Half.....	0-0
In Overtime Games.....	0-0
The Redhawks Score First.....	1-2
In 1-4 Point Games.....	1-0
In 5-9 Point Games.....	2-2
In 10-14 Point Games.....	1-1
In 15+ Point Games.....	0-1
Leading with Five Minutes Left in Regulation.....	4-0
Trailing with Five Minutes Left in Regulation.....	0-4
Tied with Five Minutes Left in Regulation.....	0-0
Scoring Less than 50 Points.....	0-0
Scoring 50-59 Points.....	0-0
Scoring 60-69 Points.....	0-3
Scoring 70-79 Points.....	3-1
Scoring 80-89 Points.....	0-0
Scoring 90-99 Points.....	1-0
Scoring 100 or more Points.....	0-0
Giving up Less Than 50 Points.....	0-0
Giving up 50-59 Points.....	0-0
Giving up 60-69 Points.....	2-0
Giving up 70-79 Points.....	1-3
Giving up 80-89 Points.....	0-0
Giving up 90-99 Points.....	1-1
Giving up 100 or more Points.....	0-0
Shooting 50% or Better from the Field.....	1-0
Shooting Less Than 50% from the Field.....	3-4
Opponent Shoots 50% or Better from the Field.....	1-0
Opponent Shoots Less Than 50% from the Field.....	3-4
Outshooting Opponent.....	4-1
Outshot by Opponent.....	0-3
Field Goal Percentage is Tied.....	0-0
Shooting 50% or Better from 3-Point Range.....	0-0
Shooting Less Than 50% from 3-Point Range.....	4-4
Opponent Shoots 50% or Better from 3-Point Range.....	0-0
Opponent Shoots Less Than 50% from 3-Point Range.....	4-4
Shooting 50% or Better from the Free Throw Line.....	4-4
Shooting Less Than 50% from the Free Throw Line.....	0-0
Opponent Shoots 50% or Better from the Free Throw Line.....	4-4
Opponent Shoots Less Than 50% from the Free Throw Line.....	0-0
Shooting More Free Throws Than Opponent.....	0-1
Shooting Less Free Throws Than Opponent.....	4-3
Free Throws are Tied.....	0-0
Southeast's Starters Outscore Opponent's Starters.....	1-0
Opponent's Starters Outscore SEMO's Starters.....	3-4
Starter Scoring is Tied.....	0-0
Bench Outscores Opponent.....	4-3
Opponent Bench Outscores Southeast.....	0-1
Bench Scoring is Tied.....	0-0
Bench Contributes Double Figures in Points.....	4-4
No Redhawk Players Score Double Figures.....	0-0
Two Redhawk Players Score Double Figures.....	0-2
3+ Redhawk Players Score Double Figures.....	4-2
Outrebounding an Opponent.....	1-0
Opponent Outrebounds SEMO.....	3-4
Rebounds are Tied.....	0-0
Getting 10+ Assists.....	4-3
Getting 10+ Steals.....	1-0
Getting 5+ Blocks.....	2-0
Forcing more Turnovers than Opponent.....	2-1
Committing more Turnovers than Opponent.....	2-2
Turnovers are Tied.....	0-1



# 2021-22 SOUTHEAST MISSOURI BASKETBALL NOTES

**EVANSVILLE // DEC. 8**

## 2020-21 Statistics

RECORD:	OVERALL	HOME	AWAY	NEUTRAL
ALL GAMES	9-11	6-5	3-6	0-0
CONFERENCE	9-11	6-5	3-6	0-0
NON-CONFERENCE	0-0	0-0	0-0	0-0

#	Player	gp-gs	min	avg	Total		3-Point		F-Throw		Rebounds				pf	dq	a	to	blk	stl	pts	avg
					fg-fga	fg%	3fg-fga	3fg%	ft-fa	ft%	off	def	tot	avg								
05	HARRIS, Chris	19-19	574	30.2	59-178	.331	25-95	.263	76-96	.792	4	41	45	2.4	35	0	70	46	2	23	219	11.5
03	REED, JR., Eric	20-19	597	29.9	76-167	.455	44-103	.427	21-33	.636	15	33	48	2.4	32	0	32	27	1	12	217	10.9
21	AKENTEN, Nana	20-19	534	26.7	63-161	.391	39-114	.342	22-28	.786	18	98	116	5.8	43	0	19	39	5	25	187	9.4
11	NICHOLAS, DQ	20-20	604	30.2	54-131	.412	14-45	.311	60-85	.706	12	88	100	5.0	41	0	70	62	1	21	182	9.1
31	TAYLOR, Nolan	12-9	188	15.7	33-59	.559	0-0	.000	20-36	.556	11	21	32	2.7	26	0	7	12	0	3	86	7.2
02	LOVE, Jordan	14-0	247	17.6	31-72	.431	9-24	.375	21-31	.677	9	25	34	2.4	10	0	22	16	3	15	92	6.6
10	PATTERSON, Manny	20-11	254	12.7	40-79	.506	0-0	.000	30-39	.769	17	37	54	2.7	45	1	6	22	18	3	110	5.5
44	AGNEW, Darrious	16-0	175	10.9	30-60	.500	2-4	.500	21-40	.525	20	25	45	2.8	20	0	7	10	4	4	83	5.2
25	RUSSELL, Nygal	20-1	332	16.6	27-69	.391	4-27	.148	15-27	.556	18	46	64	3.2	37	0	23	20	0	19	73	3.7
33	BRANSON, Dylan	20-2	346	17.3	21-43	.488	10-21	.476	11-11	1.000	18	38	56	2.8	41	2	26	31	4	7	63	3.2
14	JOHNSON, Nate	18-0	149	8.3	21-41	.512	0-0	.000	7-19	.368	11	22	33	1.8	24	0	3	14	7	4	49	2.7
13	LONG, Parker	14-0	65	4.6	4-6	.667	3-4	.750	0-0	.000	3	5	8	0.6	5	0	2	3	0	2	11	0.8
12	MORRISON, Evan	5-0	10	2.0	1-7	.143	1-3	.333	0-0	.000	1	1	2	0.4	0	0	1	1	0	1	3	0.6
Team											24	30	54				7					
Total.....		20	4075		460-1073	.429	151-440	.343	304-445	.683	181	510	691	34.5	359	3	288	310	45	139	1375	68.8
Opponents.....		20	4075		507-1114	.455	144-401	.359	269-400	.673	175	496	671	33.5	378	-	278	290	69	146	1427	71.3

TEAM STATISTICS	SEMO	OPP	Date	Opponent	Score	Att.
SCORING	1375	1427	* 12-18-20	UT MARTIN	L 67-69	748
Points per game	68.8	71.3	* 12-30-20	at Tennessee Tech	L 63-72	430
Scoring margin	-2.6	-	* 01-02-21	TENNESSEE STATE	Wo2 83-79	760
FIELD GOALS-ATT	460-1073	507-1114	* 01-07-21	at Belmont	L 66-77	271
Field goal pct	.429	.455	* 01-16-21	MOREHEAD STATE	L 50-64	799
3 POINT FG-ATT	151-440	144-401	* 01-19-21	at Tennessee St.	w 63-59	231
3-point FG pct	.343	.359	* 01-21-21	at Morehead State	L 65-76	775
3-pt FG made per game	7.6	7.2	* 01-26-21	at UT Martin	L 66-69	267
FREE THROWS-ATT	304-445	269-400	* 01-28-21	SIUE	w 64-62	723
Free throw pct	.683	.673	* 01-30-21	EASTERN ILLINOIS	w 75-44	842
F-Throws made per game	15.2	13.5	* 02-01-21	MURRAY STATE	L 60-77	690
REBOUNDS	691	671	* 02-04-21	TENNESSEE TECH	w 68-64	642
Rebounds per game	34.5	33.5	* 02-06-21	JACKSONVILLE STATE	L 54-66	720
Rebounding margin	+1.0	-	* 02-12-21	at Murray St.	L 60-80	1252
ASSISTS	288	278	* 02-13-21	at Austin Peay	L 63-78	494
Assists per game	14.4	13.9	* 02-16-21	AUSTIN PEAY	Wot 86-81	279
TURNOVERS	310	290	* 02-20-21	EASTERN KENTUCKY	w 94-72	753
Turnovers per game	15.5	14.5	* 02-22-21	EASTERN KENTUCKY	L 65-87	289
Turnover margin	-1.0	-	* 02-25-21	at Eastern Ill.	w 94-88	29
Assist/turnover ratio	0.9	1.0	* 02-27-21	at SIUE	w 69-63	50
STEALS	139	146				
Steals per game	7.0	7.3				
BLOCKS	45	69				
Blocks per game	2.3	3.5				
ATTENDANCE	7245	3799				
Home games-Avg/Game	11-659	9-422				
Neutral site-Avg/Game	-	0-0				

\* = Conference game

! = Negro Baseball League Museum Tip-Off Classic (Kansas City, Mo.)

Score by Periods	1st	2nd	OT	OT2	Totals
Southeast Missouri	631	714	19	11	1375
Opponents	671	735	14	7	1427

# 2021-22 SOUTHEAST MISSOURI BASKETBALL NOTES

EVANSVILLE // DEC. 8



21



// Guard  
// Redshirt-Junior  
// 6-6 // 215  
// Bolingbrook, Ill.  
// Bolingbrook H.S.  
// Nebraska

## Nana AKENTEN

**2021-22:** Missed the Webster game with a back injury...Averages 6.3 points and 5.7 rebounds through seven games and three starts...Ranks third on the team with seven 3-pointers made...Leads the team and ranks eighth in the Ohio Valley Conference with eight blocks...Scored 13 points as one of five players with double figures at Missouri State (11/9)...Made 3-of-4 three-pointers and had the assist on Eric Reed, Jr.'s 3-pointer with 11 seconds left against the Bears...Had a season-high 15 points off the bench vs. Missouri Baptist (11/22)...Grabbed a season-best 10 rebounds vs. Montana State (11/28).

### Akenten's Game-by-Game Statistics

2021-22	FG	3P	FT	O/D	REB	F	PTS	A	TO	B	S	M
at Missouri State*	5-7	3-4	0-0	0/3	3	4	13	1	0	1	0	21
Youngstown State*	0-4	0-3	1-4	0/4	4	4	1	1	0	2	0	25
Arkansas State*	1-6	1-4	2-2	2/1	3	2	5	0	0	1	3	22
Missouri Baptist	6-12	2-5	1-2	0/5	5	2	15	1	0	3	0	23
at Incarnate Word	1-7	1-4	0-0	1/4	5	4	3	0	1	0	0	16
vs. Portland	2-6	0-2	0-1	1/8	9	2	4	0	1	1	2	20
vs. Montana State	1-6	0-3	1-2	2/8	10	3	3	1	0	0	1	21
Webster University	DNP	-	-	-	-	-	-	-	-	-	-	-
Evansville												
at Purdue Fort Wayne												
at Southern Illinois												
at Pepperdine												
at California Baptist												
at Murray State												
Austin Peay												
at Belmont												
at Tennessee State												
Tennessee Tech												
at SIU Edwardsville												
Tennessee State												
at Eastern Illinois												
Morehead State												
SIU Edwardsville												
at UT Martin												
Eastern Illinois												
at Austin Peay												
Belmont												
at Tennessee Tech												
at Morehead State												
UT Martin												
Murray State												
Totals	16-48	7-25	5-11	6/33	39	21	44	4	2	8	6	148

### 2021-22 Season-Highs

Points .....	15	vs. Missouri Baptist (11/22/21)
Total Rebounds .....	10	vs. Montana State (11/28/21)
Offensive .....	2	2x, last vs. Montana State (11/28/21)
Defensive .....	8	2x, last vs. Montana State (11/28/21)
FG Made .....	6	vs. Missouri Baptist (11/22/21)
FG Attempted.....	12	vs. Missouri Baptist (11/22/21)
3-Point FG Made.....	3	at Missouri State (11/9/21)
3-Point FG Attempted.....	5	vs. Missouri Baptist (11/22/21)
FT Made.....	2	vs. Arkansas State (11/19/21)
FT Attempted.....	4	vs. Youngstown State (11/28/21)
Assists .....	1	4x, last vs. Eastern Illinois (1/30/21)
Blocks.....	3	vs. Youngstown State (11/13/21)
Steals.....	3	vs. Missouri Baptist (11/22/21)
Minutes .....	25	vs. Youngstown State (11/13/21)

### Career-Highs

Points .....	20	at Belmont (1/7/21)
Total Rebounds .....	11	at Belmont (1/7/21)
Offensive .....	3	2x, last at Evansville (12/15/20)
Defensive .....	10	at Belmont (1/7/21)
FG Made .....	7	2x, last at UT Martin (1/26/21)
FG Attempted.....	17	at Belmont (1/7/21)
3-Point FG Made.....	5	vs. Eastern Kentucky (2/20/21)
3-Point FG Attempted.....	11	at Belmont (1/7/21)
FT Made.....	7	at SIU Edwardsville (2/27/21)
FT Attempted.....	9	at SIU Edwardsville (2/27/21)
Assists .....	2	7x, last vs. Eastern Illinois (1/30/21)
Blocks.....	3	vs. Missouri Baptist (11/22/21)
Steals.....	5	vs. Eastern Illinois (1/30/21)
Minutes .....	37	vs. Tennessee State (1/2/21)

### Akenten's Career Statistics at Southeast Missouri


Overall																					
Season	G-GS	Min	Avg	FG-FGA	Pct	3FG-3FGA	Pct	FT-FTA	Pct	Off	Def	Tot	Avg	PF	FO	A	TO	Blk	Stl	Pts	Avg
2020-21	27-24	728	27.0	84-216	.389	53-150	.353	29-39	.744	28	128	156	5.8	66	3	26	51	10	34	250	9.3
2021-22	7-3	148	21.1	16-48	.333	7-25	.280	5-11	.455	6	34	40	5.7	21	0	4	2	8	6	44	6.3
Total	34-27	876	25.8	100-264	.379	60-175	.343	34-50	.680	34	162	196	5.8	87	3	30	53	18	40	294	8.6
Ohio Valley Conference Games Only																					
Season	G-GS	Min	Avg	FG-FGA	Pct	3FG-3FGA	Pct	FT-FTA	Pct	Off	Def	Tot	Avg	PF	FO	A	TO	Blk	Stl	Pts	Avg
2020-21	20-19	534	26.7	63-161	.391	39-114	.342	22-28	.786	18	98	116	5.8	43	0	19	39	5	25	187	9.4





## 2021-22 SOUTHEAST MISSOURI BASKETBALL NOTES

**EVANSVILLE // DEC. 8**



**33**



// Guard  
// Freshman  
// 6-5 // 220  
// St. Louis, Mo.  
// Mehlville H.S.

### Dylan BRANSON

**2021-22:** Played in all eight games and logged four starts...Matched a career-high five rebounds in a season-best 24 minutes vs. Montana State...Scored two points in a season-high 18 minutes vs. Missouri Baptist (11/22)...Finished with a season-best four points vs. Webster (12/4).

#### Branson's Game-by-Game Statistics

2021-22	FG	3P	FT	O/D	REB	F	PTS	A	TO	B	S	M
at Missouri State	0-1	0-1	0-0	0/0	0	0	0	0	0	0	0	5
Youngstown State	0-1	0-1	0-0	0/1	1	4	0	2	0	0	0	12
Arkansas State	1-1	0-0	0-2	0/3	3	1	2	2	1	0	1	17
Missouri Baptist*	0-2	0-2	0-0	1/1	2	1	0	0	1	1	0	18
at Incarnate Word*	0-2	0-1	0-0	0/0	0	3	0	1	1	0	0	14
vs. Portland*	0-0	0-0	0-0	0/3	3	2	0	1	0	0	0	22
vs. Montana State*	0-3	0-1	0-0	0/5	5	2	0	1	1	0	1	24
Webster University	2-4	0-1	0-1	2/2	4	2	4	0	1	1	2	16
Evansville												
at Purdue Fort Wayne												
at Southern Illinois												
at Pepperdine												
at California Baptist												
at Murray State												
Austin Peay												
at Belmont												
at Tennessee State												
Tennessee Tech												
at SIU Edwardsville												
Tennessee State												
at Eastern Illinois												
Morehead State												
SIU Edwardsville												
at UT Martin												
Eastern Illinois												
at Austin Peay												
Belmont												
at Tennessee Tech												
at Morehead State												
UT Martin												
Murray State												
Totals												

\* - Game Started 3-14 0-7 0-3 3/15 18 15 6 7 5 2 4 128

#### 2021-22 Season-Highs

Points.....	4	vs. Webster (12/4/21)
Total Rebounds.....	5	vs. Montana State (11/28/21)
Offensive.....	2	vs. Webster (12/4/21)
Defensive.....	5	vs. Montana State (11/28/21)
FG Made.....	2	vs. Webster (12/4/21)
FG Attempted.....	4	vs. Webster (12/4/21)
3-Point FG Made.....	-	-
3-Point FG Attempted.....	2	vs. Missouri Baptist (11/22/21)
FT Made.....	-	-
FT Attempted.....	2	vs. Arkansas State (11/19/21)
Assists.....	2	2x, last vs. Arkansas State (11/19/21)
Blocks.....	1	2x, last vs. Webster (12/4/21)
Steals.....	2	vs. Webster (12/4/21)
Minutes.....	24	vs. Montana State (11/28/21)

#### Career-Highs

Points.....	12	at Indiana State (12/22/20)
Total Rebounds.....	5	4x, last vs. Montana State (11/28/21)
Offensive.....	4	at Tennessee State (1/19/21)
Defensive.....	5	2x, last vs. Montana State (11/28/21)
FG Made.....	3	4x, last vs. Eastern Kentucky (2/20/21)
FG Attempted.....	6	2x, last vs. Eastern Kentucky (2/20/21)
3-Point FG Made.....	3	at Indiana State (12/22/20)
3-Point FG Attempted.....	4	vs. Eastern Kentucky (2/20/21)
FT Made.....	3	2x, last at Belmont (1/7/21)
FT Attempted.....	4	at Indiana State (12/22/20)
Assists.....	4	vs. Murray State (2/1/21)
Blocks.....	1	6x, last vs. Webster (12/4/21)
Steals.....	2	2x, last vs. Webster (12/4/21)
Minutes.....	27	vs. Austin Peay (2/16/21)

#### Branson's Career Statistics at Southeast Missouri

Overall

Season	G-GS	Min	Avg	FG-FGA	Pct	3FG-3FGA	Pct	FT-FTA	Pct	Off	Def	Tot	Avg	PF	FO	A	TO	Blk	Stl	Pts	Avg
2020-21	27-2	426	15.8	27-52	.519	14-27	.519	14-15	.933	20	45	65	2.4	54	2	34	40	4	8	82	3.0
2021-22	8-4	128	16.0	3-14	.214	0-7	.000	0-3	.000	3	15	18	2.3	15	0	7	5	2	4	6	0.8
Total	35-6	554	15.8	30-66	.455	14-34	.412	14-18	.778	23	60	83	2.4	69	2	41	45	6	12	88	2.5

Ohio Valley Conference Games Only

Season	G-GS	Min	Avg	FG-FGA	Pct	3FG-3FGA	Pct	FT-FTA	Pct	Off	Def	Tot	Avg	PF	FO	A	TO	Blk	Stl	Pts	Avg
2020-21	20-2	346	17.3	21-43	.488	10-21	.476	11-11	1.000	18	38	56	2.8	41	2	26	31	4	7	63	3.2

# 2021-22 SOUTHEAST MISSOURI BASKETBALL NOTES

EVANSVILLE // DEC. 8



5



- // Guard
- // Redshirt-Junior
- // 6-3 // 205
- // Antioch, Ill.
- // Lake Forest Academy
- // John A. Logan College

## Chris HARRIS

**2021-22:** Preseason All-Ohio Valley Conference selection...Ranks third on the team in scoring with 11.1 points a game...Leads the team with 22 assists and is second with eight steals...Dropped in 19 points in 35 minutes during Southeast Missouri's season-opener at Missouri State (11/9)...Scored double figures in four-straight games off the bench (11/22-28)...Scored 13 points and buried the game-winning 3-pointer at the buzzer to beat Incarnate Word (11/26).

### Harris' Game-by-Game Statistics

2021-22	FG	3P	FT	O/D	REB	E	PTS	A	TO	B	S	M
at Missouri State*	7-10	0-1	5-9	0/3	3	2	19	4	3	0	0	35
Youngstown State*	2-6	1-1	4-7	0/1	1	3	9	4	4	0	2	22
Arkansas State	0-2	0-1	2-2	0/2	2	2	2	0	2	0	0	14
Missouri Baptist	4-9	1-4	7-7	0/5	5	2	16	5	5	0	2	27
at Incarnate Word	2-8	1-5	8-9	0/3	3	2	13	4	2	0	0	26
vs. Portland	5-12	1-3	0-0	0/3	3	3	11	0	8	0	1	31
vs. Montana State	6-11	1-2	4-4	1/4	5	3	17	3	3	0	2	24
Webster University*	1-9	0-7	0-0	0/5	5	2	2	2	1	2	0	34
Evansville												
at Purdue Fort Wayne												
at Southern Illinois												
at Pepperdine												
at California Baptist												
at Murray State												
Austin Peay												
at Belmont												
at Tennessee State												
Tennessee Tech												
at SIU Edwardsville												
Tennessee State												
at Eastern Illinois												
Morehead State												
SIU Edwardsville												
at UT Martin												
Eastern Illinois												
at Austin Peay												
Belmont												
at Tennessee Tech												
at Morehead State												
UT Martin												
Murray State												
Totals	27-67	5-24	30-38	1/26	27	19	89	22	28	2	7	213

\* - Game Started

### 2021-22 Season-Highs

Points.....19	at Missouri State (11/9/21)
Total Rebounds.....5	3x, last vs. Webster (12/4/21)
Offensive.....1	vs. Montana State (11/28/21)
Defensive.....5	2x, last vs. Webster (12/4/21)
FG Made.....7	at Missouri State (11/9/21)
FG Attempted.....12	vs. Portland (11/27/21)
3-Point FG Made.....1	5x, last vs. Montana State (11/28/21)
3-Point FG Attempted.....7	vs. Webster (12/4/21)
FT Made.....8	at Incarnate Word (11/26/21)
FT Attempted.....9	2x, last at Incarnate Word (11/26/21)
Assists.....5	vs. Missouri Baptist (11/22/21)
Blocks.....2	vs. Webster (12/4/21)
Steals.....2	4x, last vs. Montana State (11/28/21)
Minutes.....35	at Missouri State (11/9/21)

### Career-Highs

Points.....23	vs. UT Martin (12/18/20)
Total Rebounds.....6	at Indiana State (12/22/20)
Offensive.....2	at SIU Edwardsville (2/27/21)
Defensive.....5	5x, last vs. Webster (12/4/21)
FG Made.....7	4x, last at Missouri State (11/9/21)
FG Attempted.....18	vs. Tennessee State (1/2/21)
3-Point FG Made.....4	2x, last vs. Eastern Kentucky (2/20/21)
3-Point FG Attempted.....10	vs. Tennessee State (1/2/21)
FT Made.....10	at Tennessee State (1/19/21)
FT Attempted.....12	2x, last vs. Austin Peay (2/16/21)
Assists.....9	at Eastern Illinois (2/25/21)
Blocks.....2	2x, last vs. Webster (12/4/21)
Steals.....4	vs. Eastern Kentucky (2/22/21)
Minutes.....43	vs. Tennessee State (1/2/21)

### Harris' Career Statistics at Southeast Missouri

Overall																					
Season	G-GS	Min	Avg	FG-FGA	Pct	3FG-3FGA	Pct	FT-FTA	Pct	Off	Def	Tot	Avg	PF	FO	A	TO	Blk	Stl	Pts	Avg
2019-20	2-0	74	37.0	9-15	.600	5-7	.714	8-10	.800	0	6	6	3.0	5	0	2	5	1	0	31	15.5
2020-21	26-26	786	30.2	93-262	.355	38-134	.284	97-132	.735	7	53	60	2.3	50	1	88	64	2	25	321	12.3
2021-22	8-3	213	26.6	27-67	.403	5-24	.208	30-38	.789	1	26	27	3.4	19	0	22	28	2	7	89	11.1
Total	36-29	1053	29.3	129-344	.375	48-165	.291	135-180	.750	8	85	93	2.6	74	1	112	97	5	32	441	12.3
Ohio Valley Conference Games Only																					
Season	G-GS	Min	Avg	FG-FGA	Pct	3FG-3FGA	Pct	FT-FTA	Pct	Off	Def	Tot	Avg	PF	FO	A	TO	Blk	Stl	Pts	Avg
2020-21	19-19	574	30.2	59-178	.331	25-95	.263	76-96	.792	4	41	45	2.4	35	0	70	46	2	23	219	11.5



## 2021-22 SOUTHEAST MISSOURI BASKETBALL NOTES

**EVANSVILLE // DEC. 8**



**14**



// Center  
// Junior  
// 6-9 // 250  
// Broward County, Fla.  
// American Heritage H.S.  
// Seminole State College

### Nate JOHNSON

**2021-22:** Saw action for the first time this season when he scored two points in six minutes off the bench vs. Arkansas State (11/19)...Is averaging 5.2 points and two rebounds in six contests...Scored a career-high 14 points in 14 minutes at Incarnate Word (11/26)...Missed the first two games of the season due to injury...Matched a career-high three offensive rebounds vs. Webster (12/4).

### Johnson's Game-by-Game Statistics

2021-22	FG	3P	FT	O/D	REB	F	PTS	A	TO	B	S	M
at Missouri State	DNP	-	-	-	-	-	-	-	-	-	-	-
Youngstown State	DNP	-	-	-	-	-	-	-	-	-	-	-
Arkansas State	1-2	0-0	0-1	0/0	0	2	2	0	0	0	0	6
Missouri Baptist	0-0	0-0	0-0	0/0	0	2	0	0	1	0	0	3
at Incarnate Word	7-7	0-0	0-0	1/3	4	2	14	0	3	2	2	14
vs. Portland	2-6	0-0	0-0	3/1	4	4	4	1	2	1	0	15
vs. Montana State	2-3	0-0	1-1	0/1	1	2	5	0	1	0	0	12
Webster University	3-5	0-0	0-1	3/0	3	0	6	0	0	1	0	8
Evansville												
at Purdue Fort Wayne												
at Southern Illinois												
at Pepperdine												
at California Baptist												
at Murray State												
Austin Peay												
at Belmont												
at Tennessee State												
Tennessee Tech												
at SIU Edwardsville												
Tennessee State												
at Eastern Illinois												
Morehead State												
SIU Edwardsville												
at UT Martin												
Eastern Illinois												
at Austin Peay												
Belmont												
at Tennessee Tech												
at Morehead State												
UT Martin												
Murray State												
Totals	15-23	0-0	1-3	7/5	12	12	31	1	7	4	2	58

\* - Game Started

### 2021-22 Season-Highs

Points .....	14	at Incarnate Word (11/26/21)
Total Rebounds .....	4	2x, last vs. Portland (11/27/21)
Offensive .....	3	2x, last vs. Webster (12/4/21)
Defensive .....	3	at Incarnate Word (11/26/21)
FG Made .....	7	at Incarnate Word (11/26/21)
FG Attempted .....	7	at Incarnate Word (11/26/21)
3-Point FG Made .....	-	-
3-Point FG Attempted .....	-	-
FT Made .....	1	vs. Montana State (11/28/21)
FT Attempted .....	1	2x, last vs. Webster (12/4/21)
Assists .....	1	vs. Portland (11/27/21)
Blocks .....	2	at Incarnate Word (11/26/21)
Steals .....	2	at Incarnate Word (11/26/21)
Minutes .....	15	vs. Portland (11/27/21)

### Career-Highs

Points .....	14	at Incarnate Word (11/26/21)
Total Rebounds .....	5	2x, last vs. Austin Peay (2/16/21)
Offensive .....	3	4x, last vs. Webster (12/4/21)
Defensive .....	4	vs. Austin Peay (2/16/21)
FG Made .....	7	at Incarnate Word (11/26/21)
FG Attempted .....	10	at Eastern Illinois (2/25/21)
3-Point FG Made .....	-	-
3-Point FG Attempted .....	-	-
FT Made .....	2	2x, last vs. Jacksonville State (2/6/21)
FT Attempted .....	3	2x, last vs. Jacksonville State (2/6/21)
Assists .....	2	vs. Kansas City (11/28/20)
Blocks .....	3	vs. Murray State (2/1/21)
Steals .....	2	at Incarnate Word (11/26/21)
Minutes .....	15	3x, last vs. Portland (11/27/21)

### Johnson's Career Statistics at Southeast Missouri

Overall

Season	G-GS	Min	Avg	FG-FGA	Pct	3FG-3FGA	Pct	FT-FTA	Pct	Off	Def	Tot	Avg	PF	FO	A	TO	Blk	Stl	Pts	Avg
2020-21	25-0	224	9.0	28-54	.519	0-0	.000	9-22	.409	20	32	52	2.1	33	0	8	17	10	4	65	2.6
2021-22	6-0	58	9.7	15-23	.652	0-0	.000	1-3	.333	7	5	12	2.0	12	0	1	7	4	2	31	5.2
Total	31-0	282	9.1	43-77	.558	0-0	.000	10-25	.400	27	37	64	2.1	45	0	9	24	14	6	96	3.1

Ohio Valley Conference Games Only

Season	G-GS	Min	Avg	FG-FGA	Pct	3FG-3FGA	Pct	FT-FTA	Pct	Off	Def	Tot	Avg	PF	FO	A	TO	Blk	Stl	Pts	Avg
2020-21	18-0	149	8.3	21-41	.512	0-0	.000	7-19	.368	11	22	33	1.8	24	0	3	14	7	4	49	2.7



4



// Forward  
 // Freshman  
 // 6-9 // 180  
 // Fennimore, Wis.  
 // Fennimore H.S.

**Adam LARSON** //////////////////////////////////////

**2021-22:** Did not see action the first eight games.

### Larson's Game-by-Game Statistics

2021-22	FG	3P	FT	O/D	REB	E	PTS	A	TO	B	S	M
at Missouri State	DNP	-	-	-	-	-	-	-	-	-	-	-
Youngstown State	DNP	-	-	-	-	-	-	-	-	-	-	-
Arkansas State	DNP	-	-	-	-	-	-	-	-	-	-	-
Missouri Baptist	DNP	-	-	-	-	-	-	-	-	-	-	-
at Incarnate Word	DNP	-	-	-	-	-	-	-	-	-	-	-
vs. Portland	DNP	-	-	-	-	-	-	-	-	-	-	-
vs. Montana State	DNP	-	-	-	-	-	-	-	-	-	-	-
Webster University	DNP	-	-	-	-	-	-	-	-	-	-	-
Evansville												
at Purdue Fort Wayne												
at Southern Illinois												
at Pepperdine												
at California Baptist												
at Murray State												
Austin Peay												
at Belmont												
at Tennessee State												
Tennessee Tech												
at SIU Edwardsville												
Tennessee State												
at Eastern Illinois												
Morehead State												
SIU Edwardsville												
at UT Martin												
Eastern Illinois												
at Austin Peay												
Belmont												
at Tennessee Tech												
at Morehead State												
UT Martin												
Murray State												
Totals												

\* - Game Started

### 2021-22 Season/Career-Highs

Points .....	-
Total Rebounds .....	-
Offensive .....	-
Defensive .....	-
FG Made .....	-
FG Attempted.....	-
3-Point FG Made.....	-
3-Point FG Attempted.....	-
FT Made.....	-
FT Attempted.....	-
Assists .....	-
Blocks.....	-
Steals.....	-
Minutes .....	-

### Larson's Career Statistics at Southeast Missouri

Overall																					
Season	G-GS	Min	Avg	FG-FGA	Pct	3FG-3FGA	Pct	FT-FTA	Pct	Off	Def	Tot	Avg	PF	FO	A	TO	Blk	Stl	Pts	Avg
2021-22																					
Ohio Valley Conference Games Only																					
Season	G-GS	Min	Avg	FG-FGA	Pct	3FG-3FGA	Pct	FT-FTA	Pct	Off	Def	Tot	Avg	PF	FO	A	TO	Blk	Stl	Pts	Avg
2021-22																					



# 2021-22 SOUTHEAST MISSOURI BASKETBALL NOTES

**EVANSVILLE // DEC. 8**



**13**



// Guard  
// Sophomore  
// 6-2 // 175  
// Sikeston, Mo.  
// Sikeston H.S.  
// Maryville University

## Parker LONG

**2021-22:** Is currently out with a quad injury...Came off the bench to average three points in three games...Scored five points on 2-of-2 field goals at Missouri State (11/9)...Made a 3-pointer and logged five minutes in that contest.

### Long's Game-by-Game Statistics

2021-22	FG	3P	FT	O/D	REB	F	PTS	A	TO	B	S	M
at Missouri State	2-2	1-1	0-0	0/0	0	0	5	0	1	0	1	5
Youngstown State	1-2	1-2	1-2	0/2	2	0	4	0	0	1	0	6
Arkansas State	DNP	-	-	-	-	-	-	-	-	-	-	-
Missouri Baptist	0-1	0-1	0-0	0/0	0	0	0	0	0	0	0	2
at Incarnate Word	DNP	-	-	-	-	-	-	-	-	-	-	-
vs. Portland	DNP	-	-	-	-	-	-	-	-	-	-	-
vs. Montana State	DNP	-	-	-	-	-	-	-	-	-	-	-
Webster University	DNP	-	-	-	-	-	-	-	-	-	-	-
Evansville												
at Purdue Fort Wayne												
at Southern Illinois												
at Pepperdine												
at California Baptist												
at Murray State												
Austin Peay												
at Belmont												
at Tennessee State												
Tennessee Tech												
at SIU Edwardsville												
Tennessee State												
at Eastern Illinois												
Morehead State												
SIU Edwardsville												
at UT Martin												
Eastern Illinois												
at Austin Peay												
Belmont												
at Tennessee Tech												
at Morehead State												
UT Martin												
Murray State												
Totals	3-5	2-4	1-2	0/2	2	0	9	0	1	1	1	13

\* - Game Started

### 2021-22 Season-Highs

Points .....	5	at Missouri State (11/9/21)
Total Rebounds .....	2	vs. Youngstown State (11/13/21)
Offensive .....	-	-
Defensive .....	2	vs. Youngstown State (11/13/21)
FG Made .....	2	at Missouri State (11/9/21)
FG Attempted .....	2	2x, last vs. Youngstown State (11/13/21)
3-Point FG Made .....	1	2x, last vs. Youngstown State (11/13/21)
3-Point FG Attempted .....	2	vs. Youngstown State (11/13/21)
FT Made .....	1	vs. Youngstown State (11/13/21)
FT Attempted .....	2	vs. Youngstown State (11/13/21)
Assists .....	-	-
Blocks .....	1	vs. Youngstown State (11/13/21)
Steals .....	1	at Missouri State (11/9/21)
Minutes .....	6	vs. Youngstown State (11/13/21)

### Career-Highs

Points .....	5	2x, last at Missouri State (11/9/21)
Total Rebounds .....	4	vs. Eastern Illinois (1/30/21)
Offensive .....	2	vs. Eastern Illinois (1/30/21)
Defensive .....	2	2x, last vs. Youngstown State (11/13/21)
FG Made .....	2	2x, last at Missouri State (11/9/21)
FG Attempted .....	2	4x, last vs. Youngstown State (11/13/21)
3-Point FG Made .....	1	5x, last vs. Youngstown State (11/13/21)
3-Point FG Attempted .....	2	2x, last vs. Youngstown State (11/13/21)
FT Made .....	1	vs. Youngstown State (11/13/21)
FT Attempted .....	2	vs. Youngstown State (11/13/21)
Assists .....	1	2x, last at Eastern Illinois (2/25/21)
Blocks .....	1	vs. Youngstown State (11/13/21)
Steals .....	1	3x, last at Missouri State (11/9/21)
Minutes .....	10	at Eastern Illinois (2/25/21)

### Long's Career Statistics at Southeast Missouri

Overall																					
Season	G-GS	Min	Avg	FG-FGA	Pct	3FG-3FGA	Pct	FT-FTA	Pct	Off	Def	Tot	Avg	PF	FO	A	TO	Blk	Stl	Pts	Avg
2020-21	15-0	71	4.7	4-7	.571	3-4	.750	0-0	.000	4	5	9	0.6	5	0	2	4	0	2	11	0.7
2021-22	3-0	13	4.3	3-5	.600	2-4	.500	1-2	.500	0	2	2	0.7	0	0	0	1	1	1	9	3.0
Total	18-0	84	4.7	7-12	.583	5-8	.625	1-2	.500	4	7	11	0.6	5	0	2	5	1	3	20	1.1
Ohio Valley Conference Games Only																					
Season	G-GS	Min	Avg	FG-FGA	Pct	3FG-3FGA	Pct	FT-FTA	Pct	Off	Def	Tot	Avg	PF	FO	A	TO	Blk	Stl	Pts	Avg
2020-21	14-0	65	4.6	4-6	.667	3-4	.750	0-0	.000	3	5	8	0.6	5	0	2	3	0	2	11	0.8



# 2021-22 SOUTHEAST MISSOURI BASKETBALL NOTES

EVANSVILLE // DEC. 8



11



// Guard  
// Sophomore  
// 6-1 // 180  
// Atlanta, Ga.  
// Scotland Prep (Pa.)

## DQ NICHOLAS

**2021-22:** Averages 7.3 points per game as Southeast Missouri's fifth-leading scorer... Is 11-of-12 (.917) at the free throw line...Scored 17 points on a near-perfect 7-of-8 field goals and a perfect 3-of-3 free throws against Youngstown State (11/13)...Dropped in 10 points off the bench vs. Webster (12/4).

### Nicholas' Game-by-Game Statistics

2021-22	FG	3P	FT	O/D	REB	E	PTS	A	TO	B	S	M
at Missouri State	1-2	0-1	2-2	0/4	4	2	4	1	1	1	1	19
Youngstown State	7-8	0-0	3-3	0/4	4	1	17	0	1	1	0	28
Arkansas State*	3-10	0-2	2-2	2/3	5	0	8	1	3	0	0	26
Missouri Baptist	0-4	0-2	0-0	2/1	3	2	0	1	2	0	0	13
at Incarnate Word	3-5	1-1	0-0	0/3	3	1	7	1	0	0	0	17
vs. Portland	2-3	1-1	0-0	1/1	2	0	5	0	0	0	0	12
vs. Montana State	2-6	1-1	2-2	0/2	2	2	7	2	1	0	2	16
Webster University	4-7	0-2	2-3	1/2	3	4	10	3	1	0	3	25
Evansville												
at Purdue Fort Wayne												
at Southern Illinois												
at Pepperdine												
at California Baptist												
at Murray State												
Austin Peay												
at Belmont												
at Tennessee State												
Tennessee Tech												
at SIU Edwardsville												
Tennessee State												
at Eastern Illinois												
Morehead State												
SIU Edwardsville												
at UT Martin												
Eastern Illinois												
at Austin Peay												
Belmont												
at Tennessee Tech												
at Morehead State												
UT Martin												
Murray State												
Totals	22-45	3-10	11-12	6/20	26	12	58	9	9	2	6	156

\* - Game Started

### 2021-22 Season-Highs

Points.....17	vs. Youngstown State (11/13/21)
Total Rebounds.....5	vs. Arkansas State (11/19/21)
Offensive.....2	2x, last vs. Missouri Baptist (11/22/21)
Defensive.....4	2x, last vs. Youngstown State (11/13/21)
FG Made.....7	vs. Youngstown State (11/13/21)
FG Attempted.....10	vs. Arkansas State (11/19/21)
3-Point FG Made.....1	3x, last vs. Montana State (11/28/21)
3-Point FG Attempted.....2	3x, last vs. Webster (12/4/21)
FT Made.....3	vs. Youngstown State (11/13/21)
FT Attempted.....3	2x, last vs. Webster (12/4/21)
Assists.....3	vs. Webster (12/4/21)
Blocks.....1	2x, last vs. Youngstown State (11/13/21)
Steals.....3	vs. Webster (12/4/21)
Minutes.....28	vs. Youngstown State (11/13/21)

### Career-Highs

Points.....24	vs. The Citadel (11/19/19)
Total Rebounds.....10	vs. Eastern Kentucky (2/20/21)
Offensive.....2	5x, last vs. Missouri Baptist (11/22/21)
Defensive.....10	vs. Eastern Kentucky (2/20/21)
FG Made.....9	vs. The Citadel (11/19/19)
FG Attempted.....16	vs. The Citadel (11/19/19)
3-Point FG Made.....3	2x, last at Morehead State (1/21/21)
3-Point FG Attempted.....6	at Tennessee State (1/19/21)
FT Made.....17	vs. Tennessee State (1/2/21)
FT Attempted.....19	vs. Tennessee State (1/2/21)
Assists.....8	at Tennessee Tech (12/30/20)
Blocks.....1	10x, last vs. Youngstown State (11/13/21)
Steals.....3	6x, last vs. Webster (12/4/21)
Minutes.....44	vs. Tennessee State (1/2/21)


### Nicholas' Career Statistics at Southeast Missouri

Overall																					
Season	G-GS	Min	Avg	FG-FGA	Pct	3FG-3FGA	Pct	FT-FTA	Pct	Off	Def	Tot	Avg	PF	FO	A	TO	Blk	Stl	Pts	Avg
2019-20	30-19	731	24.4	72-182	.396	18-60	.300	65-88	.739	7	67	74	2.5	48	0	50	48	5	22	227	7.6
2020-21	27-27	797	29.5	71-183	.388	16-59	.271	79-110	.718	14	106	120	4.4	65	2	86	85	3	30	237	8.8
2021-22	8-1	156	19.5	22-45	.489	3-10	.300	11-12	.917	6	20	26	3.3	12	0	9	9	2	6	58	7.3
Total	65-47	1684	25.9	165-410	.402	37-129	.287	155-210	.738	27	193	220	3.4	125	2	145	142	10	58	522	8.0
Ohio Valley Conference Games Only																					
Season	G-GS	Min	Avg	FG-FGA	Pct	3FG-3FGA	Pct	FT-FTA	Pct	Off	Def	Tot	Avg	PF	FO	A	TO	Blk	Stl	Pts	Avg
2019-20	17-7	394	23.2	38-99	.384	9-32	.281	30-42	.714	5	34	39	2.3	27	0	33	23	2	14	115	6.8
2020-21	20-20	604	30.2	54-131	.412	14-45	.311	60-85	.706	12	88	100	5.0	41	0	70	62	1	21	182	9.1
Total	37-27	998	27.0	92-230	.400	23-77	.299	90-127	.709	17	122	139	3.8	68	0	103	85	3	35	297	8.0



## 2021-22 SOUTHEAST MISSOURI BASKETBALL NOTES

**EVANSVILLE // DEC. 8**



**10**



// Forward  
// Senior  
// 6-8 // 220  
// Chicago, Ill.  
// Kenwood Academy  
// Green Bay

### Manny PATTERSON

**2021-22:** Averages 6.8 points and 5.1 rebounds per game...Started each of the last five games...Ranks third on the team in rebounding...Scored 11 second-half points for his first double-digit scoring game of the season at Missouri State (11/9)...Led Southeast Missouri with seven rebounds and made a perfect 7-of-7 free throws against the Bears...Scored eight points and had seven rebounds in his first start of the season vs. Missouri Baptist (11/22)...Pulled down a career-high nine rebounds and pitched in a season-best 14 points vs. Webster (12/4).

### Patterson's Game-by-Game Statistics

2021-22	FG	3P	FT	O/D	REB	F	PTS	A	TO	B	S	M
at Missouri State	2-5	0-0	7-7	3/4	7	4	11	0	1	0	0	18
Youngstown State	2-3	0-0	2-3	2/1	3	3	6	0	1	0	0	16
Arkansas State	3-4	0-0	0-0	2/1	3	4	6	0	3	0	0	12
Missouri Baptist*	2-5	0-0	4-4	2/5	7	2	8	1	3	0	0	19
at Incarnate Word*	1-2	0-0	0-0	4/1	5	1	2	0	0	0	0	12
vs. Portland*	1-3	0-0	0-0	0/2	2	0	2	0	0	1	0	9
vs. Montana State*	2-4	0-0	1-2	1/4	5	3	5	0	2	0	0	17
Webster University*	5-7	0-0	4-6	4/5	9	4	14	1	3	1	2	24
Evansville												
at Purdue Fort Wayne												
at Southern Illinois												
at Pepperdine												
at California Baptist												
at Murray State												
Austin Peay												
at Belmont												
at Tennessee State												
Tennessee Tech												
at SIU Edwardsville												
Tennessee State												
at Eastern Illinois												
Morehead State												
SIU Edwardsville												
at UT Martin												
Eastern Illinois												
at Austin Peay												
Belmont												
at Tennessee Tech												
at Morehead State												
UT Martin												
Murray State												
Totals	18-33	0-0	18-22	18/23	41	21	54	2	13	2	2	127

\* - Game Started

### 2021-22 Season-Highs

Points .....	14	vs. Webster (12/4/21)
Total Rebounds .....	9	vs. Webster (12/4/21)
Offensive .....	4	2x, last vs. Webster (12/4/21)
Defensive .....	5	2x, last vs. Webster (12/4/21)
FG Made .....	5	vs. Webster (12/4/21)
FG Attempted.....	7	vs. Webster (12/4/21)
3-Point FG Made.....	-	-
3-Point FG Attempted.....	-	-
FT Made.....	7	at Missouri State (11/9/21)
FT Attempted.....	7	at Missouri State (11/9/21)
Assists .....	1	2x, last vs. Webster (12/4/21)
Blocks.....	1	2x, last vs. Webster (12/4/21)
Steals.....	2	vs. Webster (12/4/21)
Minutes .....	24	vs. Webster (12/4/21)

### Career-Highs

Points .....	22	vs. Tennessee Tech (2/4/21)
Total Rebounds .....	9	vs. Webster (12/4/21)
Offensive .....	4	2x, last vs. Webster (12/4/21)
Defensive .....	6	vs. Tennessee Tech (2/4/21)
FG Made .....	10	vs. Tennessee Tech (2/4/21)
FG Attempted.....	14	vs. Tennessee Tech (2/4/21)
3-Point FG Made.....	-	-
3-Point FG Attempted.....	-	-
FT Made.....	7	at Missouri State (11/9/21)
FT Attempted.....	7	2x, last at Missouri State (11/9/21)
Assists .....	1	9x, last vs. Webster (12/4/21)
Blocks.....	4	vs. Austin Peay (2/16/21)
Steals.....	2	vs. Webster (12/4/21)
Minutes .....	26	vs. Tennessee Tech (2/4/21)

### Patterson's Career Statistics at Southeast Missouri

Overall

Season	G-GS	Min	Avg	FG-FGA	Pct	3FG-3FGA	Pct	FT-FTA	Pct	Off	Def	Tot	Avg	PF	FO	A	TO	Blk	Stl	Pts	Avg
2020-21	22-12	282	12.8	44-87	.506	0-0	.000	34-44	.773	19	43	62	2.8	51	1	7	25	19	3	122	5.5
2021-22	8-5	127	15.9	18-33	.545	0-0	.000	18-22	.818	18	23	41	5.1	21	0	2	13	2	2	54	6.8
Total	30-17	409	13.6	62-120	.517	0-0	.000	52-66	.788	37	66	103	3.4	72	1	9	38	21	5	176	5.9

Ohio Valley Conference Games Only

Season	G-GS	Min	Avg	FG-FGA	Pct	3FG-3FGA	Pct	FT-FTA	Pct	Off	Def	Tot	Avg	PF	FO	A	TO	Blk	Stl	Pts	Avg
2020-21	20-11	254	12.7	40-79	.506	0-0	.000	30-39	.769	17	37	54	2.7	45	1	6	22	18	3	110	5.5



3



// Guard  
// Junior  
// 6-2 // 190  
// Baton Rouge, La.  
// University Laboratory  
// Howard College

## Eric REED, JR. //

**2021-22:** Southeast Missouri's top scorer with 16.3 points a game...Finished as SEMO's leading scorer in five of eight games...Leads the team with 20 three-pointers made and is shooting 80 percent (28-of-35) from the free throw line...Scored 21 points and made a 3-pointer with 11 seconds left to lift the Redhawks to their season-opening victory at Missouri State (11/9)...Shot 6-of-13 from the field and a perfect 7-of-7 at the free throw line in that contest...Played 35 minutes against the Bears...Followed that up with 17 points and a career-best 10-of-12 free throws vs. Youngstown State (11/13)...Led the Redhawks with 23 points at Incarnate Word (11/26)...Poured in a season-best 26 points and made five 3-pointers vs. Webster (12/4)...Scored over 20 points three times...Rates fifth in the Ohio Valley Conference in scoring, fifth in free throw percentage, 15th in steals, tied for third in 3-point field goals made and sixth in minutes played (31.8 mpg).

### Reed, Jr.'s Game-by-Game Statistics

2021-22	FG	3P	FT	O/D	REB	E	PTS	A	TO	B	S	M
at Missouri State*	6-13	2-5	7-7	1/1	2	2	21	0	3	0	2	35
Youngstown State*	3-13	1-7	10-12	0/3	3	2	17	2	0	0	0	31
Arkansas State*	6-13	2-4	1-2	1/1	2	2	15	3	1	0	3	34
Missouri Baptist*	2-5	2-5	0-0	0/2	2	2	6	0	2	0	1	28
at Incarnate Word*	9-15	4-8	1-3	1/3	4	2	23	1	1	0	2	38
vs. Portland*	5-12	3-7	4-5	1/1	2	4	17	0	2	0	0	34
vs. Montana State*	2-5	1-4	0-0	0/2	2	4	5	0	1	0	1	22
Webster University*	8-17	5-12	5-6	0/3	3	1	26	4	1	1	0	32
Evansville												
at Purdue Fort Wayne												
at Southern Illinois												
at Pepperdine												
at California Baptist												
at Murray State												
Austin Peay												
at Belmont												
at Tennessee State												
Tennessee Tech												
at SIU Edwardsville												
Tennessee State												
at Eastern Illinois												
Morehead State												
SIU Edwardsville												
at UT Martin												
Eastern Illinois												
at Austin Peay												
Belmont												
at Tennessee Tech												
at Morehead State												
UT Martin												
Murray State												
Totals	41-93	20-52	28-35	4/16	20	19	129	10	11	1	9	254

\* - Game Started

### 2021-22 Season-Highs

Points.....	26	vs. Webster (12/4/21)
Total Rebounds.....	4	at Incarnate Word (11/26/21)
Offensive.....	1	4x, last vs. Portland (11/27/21)
Defensive.....	3	3x, last vs. Webster (12/4/21)
FG Made.....	9	at Incarnate Word (11/26/21)
FG Attempted.....	17	vs. Webster (12/4/21)
3-Point FG Made.....	5	vs. Webster (12/4/21)
3-Point FG Attempted.....	12	vs. Webster (12/4/21)
FT Made.....	10	vs. Youngstown State (11/13/21)
FT Attempted.....	12	vs. Youngstown State (11/13/21)
Assists.....	4	vs. Webster (12/4/21)
Blocks.....	1	vs. Webster (12/4/21)
Steals.....	3	vs. Arkansas State (11/19/21)
Minutes.....	38	at Incarnate Word (11/26/21)

### Career-Highs

Points.....	27	at Eastern Illinois (2/25/21)
Total Rebounds.....	6	vs. Eastern Kentucky (2/20/21)
Offensive.....	4	vs. Southern Illinois (12/2/20)
Defensive.....	4	3x, last vs. Morehead State (3/3/21)
FG Made.....	10	at Eastern Illinois (2/25/21)
FG Attempted.....	17	vs. Webster (12/4/21)
3-Point FG Made.....	7	at Eastern Illinois (2/25/21)
3-Point FG Attempted.....	12	vs. Webster (12/4/21)
FT Made.....	10	vs. Youngstown State (11/13/21)
FT Attempted.....	12	vs. Youngstown State (11/13/21)
Assists.....	6	vs. Eastern Kentucky (2/20/21)
Blocks.....	1	3x, last vs. Webster (12/4/21)
Steals.....	3	3x, last vs. Arkansas State (11/19/21)
Minutes.....	42	vs. Tennessee State (1/2/21)

### Reed, Jr.'s Career Statistics at Southeast Missouri

Overall																					
Season	G-GS	Min	Avg	FG-FGA	Pct	3FG-3FGA	Pct	FT-FTA	Pct	Off	Def	Tot	Avg	PF	FO	A	TO	Blk	Stl	Pts	Avg
2020-21	27-22	799	29.6	106-224	.473	61-133	.459	24-39	.615	25	45	70	2.6	48	0	35	33	2	16	297	11.0
2021-22	8-8	254	31.8	41-93	.441	20-52	.385	28-35	.800	4	16	20	2.5	19	0	10	11	1	9	130	16.3
Total	35-30	1053	30.1	147-317	.464	81-185	.438	52-74	.703	29	61	90	2.6	67	0	45	44	3	25	427	12.2
Ohio Valley Conference Games Only																					
Season	G-GS	Min	Avg	FG-FGA	Pct	3FG-3FGA	Pct	FT-FTA	Pct	Off	Def	Tot	Avg	PF	FO	A	TO	Blk	Stl	Pts	Avg
2020-21	20-19	597	29.9	76-167	.455	44-103	.427	21-33	.636	15	33	48	2.4	32	0	32	27	1	12	217	10.9



## 2021-22 SOUTHEAST MISSOURI BASKETBALL NOTES

EVANSVILLE // DEC. 8



# 25



// Guard  
// Junior  
// 6-4 // 205  
// Houston, Texas  
// ASPIRE Academy  
(Louisville, Ky.)

## Nygal RUSSELL

**2021-22:** Southeast Missouri's fourth-leading scorer (7.4 ppg) and top rebounder (6.1 rpg)...Started the last five games...Went a flawless 6-of-6 from the field and finished with 14 points and six rebounds at Missouri State (11/9)...Played 18 minutes off the bench...Registered the first double-double of his career with 11 points and 11 rebounds vs. Youngstown State (11/13)...Finished with nine rebounds vs. Arkansas State (11/19)...Finished with six points and six rebounds in his first start of the season vs. Missouri Baptist (11/22)...Is a perfect 9-of-9 at the free throw line.

### Russell's Game-by-Game Statistics

2021-22	FG	3P	FT	O/D	REB	E	PTS	A	TO	B	S	M
at Missouri State	6-6	1-1	1-1	0/6	6	4	14	2	0	0	1	18
Youngstown State	3-7	1-2	4-4	4/7	11	1	11	0	0	0	1	25
Arkansas State	1-5	0-3	0-0	3/6	9	0	2	2	1	0	0	24
Missouri Baptist*	2-5	0-1	2-2	1/5	6	1	6	2	3	1	4	27
at Incarnate Word*	3-6	1-2	0-0	0/5	5	2	7	0	2	0	1	24
vs. Portland*	1-7	1-5	0-0	1/3	4	5	3	1	0	0	0	16
vs. Montana State*	2-4	1-3	0-0	0/1	1	3	5	1	3	0	0	22
Webster University*	4-8	1-5	2-2	0/7	7	4	11	0	1	1	1	25
Evansville												
at Purdue Fort Wayne												
at Southern Illinois												
at Pepperdine												
at California Baptist												
at Murray State												
Austin Peay												
at Belmont												
at Tennessee State												
Tennessee Tech												
at SIU Edwardsville												
Tennessee State												
at Eastern Illinois												
Morehead State												
SIU Edwardsville												
at UT Martin												
Eastern Illinois												
at Austin Peay												
Belmont												
at Tennessee Tech												
at Morehead State												
UT Martin												
Murray State												
Totals	22-48	6-22	9-9	9/40	49	20	59	8	10	2	8	181

\* - Game Started

### 2021-22 Season-Highs

Points.....	14	at Missouri State (11/9/21)
Total Rebounds.....	11	vs. Youngstown State (11/13/21)
Offensive.....	4	vs. Youngstown State (11/13/21)
Defensive.....	7	2x, last vs. Webster (12/4/21)
FG Made.....	6	at Missouri State (11/9/21)
FG Attempted.....	8	vs. Webster (12/4/21)
3-Point FG Made.....	1	6x, last vs. Webster (12/4/21)
3-Point FG Attempted.....	5	2x, last vs. Webster (12/4/21)
FT Made.....	4	vs. Youngstown State (11/13/21)
FT Attempted.....	4	vs. Youngstown State (11/13/21)
Assists.....	2	3x, last vs. Missouri Baptist (11/22/21)
Blocks.....	1	2x, last vs. Webster (12/4/21)
Steals.....	4	vs. Missouri Baptist (11/22/21)
Minutes.....	27	vs. Missouri Baptist (11/22/21)

### Career-Highs

Points.....	21	vs. Tennessee Tech (2/8/20)
Total Rebounds.....	11	2x, last vs. Youngstown State (11/13/21)
Offensive.....	4	3x, last vs. Youngstown State (11/13/21)
Defensive.....	7	7x, last vs. Webster (12/4/21)
FG Made.....	8	vs. Tennessee Tech (2/8/20)
FG Attempted.....	11	vs. Tennessee Tech (2/8/20)
3-Point FG Made.....	4	vs. Tennessee Tech (2/8/20)
3-Point FG Attempted.....	6	2x, last vs. UT Martin (2/13/20)
FT Made.....	8	2x, last at Eastern Illinois (2/25/21)
FT Attempted.....	10	at Eastern Illinois (2/25/21)
Assists.....	6	2x, last vs. UT Martin (12/18/20)
Blocks.....	2	vs. Kansas City (11/28/20)
Steals.....	6	vs. SIUE (1/28/21)
Minutes.....	38	vs. Southern Illinois (12/2/20)

### Russell's Career Statistics at Southeast Missouri

Overall

Season	G-GS	Min	Avg	FG-FGA	Pct	3FG-3FGA	Pct	FT-FTA	Pct	Off	Def	Tot	Avg	PF	FO	A	TO	Blk	Stl	Pts	Avg
2018-19	31-9	499	16.1	53-147	.361	16-53	.302	43-62	.694	13	69	82	2.6	60	2	44	40	2	13	165	5.3
2019-20	28-7	512	18.3	64-148	.432	23-67	.343	25-36	.694	11	69	80	2.9	47	0	42	44	2	19	176	6.3
2020-21	27-7	512	19.0	37-100	.370	7-40	.175	24-42	.571	29	78	107	4.0	58	2	27	34	3	29	105	3.9
2021-22	8-5	181	22.6	22-48	.458	6-22	.273	9-9	1.000	9	40	49	6.1	20	1	8	10	2	8	59	7.4
Total	94-28	1704	18.1	176-443	.397	52-182	.286	101-149	.678	62	256	318	3.4	185	5	121	128	9	69	505	5.4

Ohio Valley Conference Games Only

Season	G-GS	Min	Avg	FG-FGA	Pct	3FG-3FGA	Pct	FT-FTA	Pct	Off	Def	Tot	Avg	PF	FO	A	TO	Blk	Stl	Pts	Avg
2018-19	18-8	297	16.5	33-93	.355	11-34	.324	37-50	.740	7	33	40	2.2	38	1	28	24	2	8	114	6.3
2019-20	16-7	354	22.1	47-101	.465	22-52	.423	15-22	.682	7	43	50	3.1	30	0	31	28	1	12	131	8.2
2020-21	20-1	332	16.6	27-69	.391	4-27	.148	15-27	.556	18	46	64	3.2	37	0	23	20	0	19	73	3.7
Total	54-16	983	18.2	107-263	.407	37-113	.327	67-99	.677	32	122	154	2.9	105	1	82	72	3	39	318	5.9

# 2021-22 SOUTHEAST MISSOURI BASKETBALL NOTES

EVANSVILLE // DEC. 8



1



- // Guard
- // Freshman
- // 5-10 // 165
- // St. Louis, Mo.
- // Vashon H.S.
- // Saint Louis

## Phillip RUSSELL

**2021-22:** Averages 12.1 points a game as Southeast Missouri's second-leading scorer through eight starts...Ranks second the team with 15 three-pointers made...Is second on the team in assists (21) and third in steals (7)...Stands third in the Ohio Valley Conference in 3-point field goal percentage (46.9)...Scored double figures in six of his first eight starts...Dropped in season-high 21 points vs. Montana State (11/28)...Named OVC Freshman of the Week on Nov. 29...Finished with double figures in the scoring column six times...Ranks 13th in the OVC in 3-point field goals made and 11th in free throw percentage (.743).

### Russell's Game-by-Game Statistics

2021-22	FG	3P	FT	O/D	REB	E	PTS	A	TO	B	S	M
at Missouri State*	0-5	0-2	3-4	0/3	3	3	3	2	1	0	1	25
Youngstown State*	4-8	3-4	0-0	1/0	1	5	11	1	2	0	0	17
Arkansas State*	3-8	2-5	5-6	0-1	1	2	13	2	1	0	0	29
Missouri Baptist*	5-8	3-3	5-7	1/1	2	1	18	3	1	0	4	30
at Incarnate Word*	2-6	2-3	4-6	1/1	2	3	10	2	0	0	0	38
vs. Portland*	7-10	3-5	2-4	1/3	4	3	19	4	2	0	1	26
vs. Montana State*	6-15	2-7	7-8	1/1	2	4	21	3	3	1	1	33
Webster University*	1-6	0-3	0-0	1/1	2	1	2	4	0	0	0	30
Evansville												
at Purdue Fort Wayne												
at Southern Illinois												
at Pepperdine												
at California Baptist												
at Murray State												
Austin Peay												
at Belmont												
at Tennessee State												
Tennessee Tech												
at SIU Edwardsville												
Tennessee State												
at Eastern Illinois												
Morehead State												
SIU Edwardsville												
at UT Martin												
Eastern Illinois												
at Austin Peay												
Belmont												
at Tennessee Tech												
at Morehead State												
UT Martin												
Murray State												
Totals	28-66	15-32	26-35	6/11	17	22	97	21	10	1	7	228

\* - Game Started

### 2021-22 Season/Career-Highs

Points .....	21	vs. Montana State (11/28/21)
Total Rebounds .....	4	vs. Portland (11/27/21)
Offensive .....	1	6x, last vs. Webster (12/4/21)
Defensive .....	3	2x, last vs. Portland (11/27/21)
FG Made .....	7	vs. Portland (11/27/21)
FG Attempted .....	15	vs. Montana State (11/28/21)
3-Point FG Made .....	3	3x, last vs. Portland (11/27/21)
3-Point FG Attempted .....	7	vs. Montana State (11/28/21)
FT Made .....	7	vs. Montana State (11/28/21)
FT Attempted .....	8	vs. Montana State (11/28/21)
Assists .....	4	2x, last vs. Webster (12/4/21)
Blocks .....	1	vs. Montana State (11/28/21)
Steals .....	4	vs. Missouri Baptist (11/22/21)
Minutes .....	38	at Incarnate Word (11/26/21)

### Russell's Career Statistics at Southeast Missouri

Season	G-GS	Min	Avg	FG-FGA	Pct	3FG-3FGA	Pct	FT-FTA	Pct	Off	Def	Tot	Avg	PF	FO	A	TO	Blk	Stl	Pts	Avg
2021-22	8-8	228	28.5	28-66	.424	15-32	.469	26-35	.743	6	11	17	2.1	22	1	21	10	1	7	97	12.1
Ohio Valley Conference Games Only																					
Season	G-GS	Min	Avg	FG-FGA	Pct	3FG-3FGA	Pct	FT-FTA	Pct	Off	Def	Tot	Avg	PF	FO	A	TO	Blk	Stl	Pts	Avg
2021-22																					





## 2021-22 SOUTHEAST MISSOURI BASKETBALL NOTES

**EVANSVILLE // DEC. 8**



# 31



// Forward  
// Graduate  
// 6-7 // 260  
// Keller, Texas  
// Keller H.S.  
// Cal Poly

## Nolan TAYLOR

**2021-22:** Did not play in Southeast Missouri's first two games.

### Taylor's Game-by-Game Statistics

2021-22	FG	3P	FT	O/D	REB	F	PTS	A	TO	B	S	M
at Missouri State	DNP	-	-	-	-	-	-	-	-	-	-	-
Youngstown State	DNP	-	-	-	-	-	-	-	-	-	-	-
Arkansas State	DNP	-	-	-	-	-	-	-	-	-	-	-
Missouri Baptist	DNP	-	-	-	-	-	-	-	-	-	-	-
at Incarnate Word	DNP	-	-	-	-	-	-	-	-	-	-	-
vs. Portland	DNP	-	-	-	-	-	-	-	-	-	-	-
vs. Montana State	DNP	-	-	-	-	-	-	-	-	-	-	-
Webster University	DNP	-	-	-	-	-	-	-	-	-	-	-
Evansville												
at Purdue Fort Wayne												
at Southern Illinois												
at Pepperdine												
at California Baptist												
at Murray State												
Austin Peay												
at Belmont												
at Tennessee State												
Tennessee Tech												
at SIU Edwardsville												
Tennessee State												
at Eastern Illinois												
Morehead State												
SIU Edwardsville												
at UT Martin												
Eastern Illinois												
at Austin Peay												
Belmont												
at Tennessee Tech												
at Morehead State												
UT Martin												
Murray State												
Totals												

\* - Game Started

### 2021-22 Season-Highs

Points .....	-
Total Rebounds .....	-
Offensive .....	-
Defensive .....	-
FG Made .....	-
FG Attempted .....	-
3-Point FG Made .....	-
3-Point FG Attempted .....	-
FT Made .....	-
FT Attempted .....	-
Assists .....	-
Blocks .....	-
Steals .....	-
Minutes .....	-

### Career-Highs

Points .....	16	vs. Lipscomb (12/7/20)
Total Rebounds .....	9	at Evansville (12/15/20)
Offensive .....	5	vs. Lipscomb (12/7/20)
Defensive .....	9	at Evansville (12/15/20)
FG Made .....	6	2x, last at Evansville (12/15/20)
FG Attempted .....	11	2x, last at Evansville (12/15/20)
3-Point FG Made .....	-	-
3-Point FG Attempted .....	-	-
FT Made .....	6	4x, last at Tennessee State (1/19/21)
FT Attempted .....	11	vs. Tennessee State (1/2/21)
Assists .....	5	vs. Lipscomb (12/7/20)
Blocks .....	1	2x, last at Lipscomb (12/9/20)
Steals .....	1	5x, last at Belmont (1/7/21)
Minutes .....	29	at Evansville (12/15/20)

### Taylor's Career Statistics at Southeast Missouri

Overall																			
Season	G-GS	Min	Avg	FG-FGA	Pct	3FG-3FGA	Pct	FT-FTA	Pct	Off	Def	Tot	Avg	PF	FO	A	TO	Blk	Stl
2020-21	18-15	330	18.3	59-106	.557	0-0	.000	40-64	.625	24	49	73	4.1	42	0	16	17	2	5
Ohio Valley Conference Games Only																			
Season	G-GS	Min	Avg	FG-FGA	Pct	3FG-3FGA	Pct	FT-FTA	Pct	Off	Def	Tot	Avg	PF	FO	A	TO	Blk	Stl
2020-21	12-9	188	15.7	33-59	.559	0-0	.000	20-36	.556	11	21	32	2.7	26	0	7	12	0	3

# 2021-22 SOUTHEAST MISSOURI BASKETBALL NOTES

EVANSVILLE // DEC. 8



2



- // Forward
- // Freshman
- // 6-7 // 230
- // Omaha, Neb.
- // Westside H.S.
- // Western Nebraska CC

## Chase THOMPSON

**2021-22:** Averages just under two points (1.9) in seven games off the bench...Scored four points in nine minutes during his first NCAA Division I game at Missouri State (11/9)...Had a season-high three rebounds vs. Webster (12/4).

### Thompson's Game-by-Game Statistics

2021-22	FG	3P	FT	O/D	REB	E	PTS	A	TO	B	S	M
at Missouri State	1-3	1-3	1-2	0/1	1	2	4	0	0	0	0	9
Youngstown State	1-4	1-4	0-0	0/1	1	4	3	1	0	0	0	11
Arkansas State	DNP	-	-	-	-	-	-	-	-	-	-	-
Missouri Baptist	1-3	0-2	0-0	0/2	2	4	2	0	2	0	0	10
at Incarnate Word	0-0	0-0	0-0	0/0	0	1	0	1	0	0	0	1
vs. Portland	1-2	1-2	0-0	0/2	2	0	3	0	0	0	0	15
vs. Montana State	0-2	0-1	0-0	0/1	1	3	0	1	1	1	0	9
Webster University	0-4	0-2	1-2	2/1	3	0	1	0	0	0	1	6
Evansville												
at Purdue Fort Wayne												
at Southern Illinois												
at Pepperdine												
at California Baptist												
at Murray State												
Austin Peay												
at Belmont												
at Tennessee State												
Tennessee Tech												
at SIU Edwardsville												
Tennessee State												
at Eastern Illinois												
Morehead State												
SIU Edwardsville												
at UT Martin												
Eastern Illinois												
at Austin Peay												
Belmont												
at Tennessee Tech												
at Morehead State												
UT Martin												
Murray State												
Totals	4-18	3-14	2-4	2/8	10	14	13	3	3	1	1	61

\* - Game Started

### 2021-22 Season/Career-Highs

Points .....	4	at Missouri State (11/9/21)
Total Rebounds .....	3	vs. Webster (12/4/21)
Offensive .....	2	vs. Webster (12/4/21)
Defensive .....	2	2x, last vs. Portland (11/27/21)
FG Made .....	1	4x, last vs. Portland (11/27/21)
FG Attempted .....	4	2x, last vs. Webster (12/4/21)
3-Point FG Made .....	1	3x, last vs. Portland (11/27/21)
3-Point FG Attempted .....	4	vs. Youngstown State (11/13/21)
FT Made .....	1	2x, last vs. Webster (12/4/21)
FT Attempted .....	2	2x, last vs. Webster (12/4/21)
Assists .....	1	3x, last vs. Montana State (11/28/21)
Blocks .....	1	vs. Montana State (11/28/21)
Steals .....	1	vs. Webster (12/4/21)
Minutes .....	15	vs. Portland (11/27/21)


### Thompson's Career Statistics at Southeast Missouri

Season	G-GS	Min	Avg	FG-FGA	Pct	3FG-3FGA	Pct	FT-FTA	Pct	Off	Def	Tot	Avg	PF	FO	A	TO	Blk	Stl	Pts	Avg
2021-22	6-0	55	9.2	4-14	.286	3-12	.250	1-2	.500	0	7	7	1.2	14	0	3	3	1	0	12	2.0
Ohio Valley Conference Games Only																					
Season	G-GS	Min	Avg	FG-FGA	Pct	3FG-3FGA	Pct	FT-FTA	Pct	Off	Def	Tot	Avg	PF	FO	A	TO	Blk	Stl	Pts	Avg
2021-22																					



## 2021-22 SOUTHEAST MISSOURI BASKETBALL NOTES

**EVANSVILLE // DEC. 8**



**20**



// Forward  
// Freshman  
// 6-10 // 250  
// St. Charles, Mo.  
// Francis Howell H.S.

### Sam THOMPSON

**2021-22:** Missed the last five games with an ankle sprain...Started each of Southeast Missouri's first three contests...Pitched in five points at Missouri State (11/9) and vs. Arkansas State (11/19)...Averages 3.3 points and 1.3 rebounds per game.

#### Thompson's Game-by-Game Statistics

2021-22	FG	3P	FT	O/D	REB	F	PTS	A	TO	B	S	M
at Missouri State*	2-2	0-0	1-2	0/0	0	3	5	0	1	0	0	10
Youngstown State*	0-1	0-0	0-0	0/0	0	2	0	0	2	0	0	7
Arkansas State*	2-7	0-0	1-2	3/1	4	0	5	1	0	1	0	16
Missouri Baptist	DNP	-	-	-	-	-	-	-	-	-	-	-
at Incarnate Word	DNP	-	-	-	-	-	-	-	-	-	-	-
vs. Portland	DNP	-	-	-	-	-	-	-	-	-	-	-
vs. Montana State	DNP	-	-	-	-	-	-	-	-	-	-	-
Webster University	DNP	-	-	-	-	-	-	-	-	-	-	-
Evansville												
at Purdue Fort Wayne												
at Southern Illinois												
at Pepperdine												
at California Baptist												
at Murray State												
Austin Peay												
at Belmont												
at Tennessee State												
Tennessee Tech												
at SIU Edwardsville												
Tennessee State												
at Eastern Illinois												
Morehead State												
SIU Edwardsville												
at UT Martin												
Eastern Illinois												
at Austin Peay												
Belmont												
at Tennessee Tech												
at Morehead State												
UT Martin												
Murray State												
Totals	4-10	0-0	2-4	3/1	4	5	10	1	3	1	0	33

\* - Game Started

#### 2021-22 Season/Career-Highs

Points .....	5	2x, last vs. Arkansas State (11/19/21)
Total Rebounds .....	4	vs. Arkansas State (11/19/21)
Offensive .....	3	vs. Arkansas State (11/19/21)
Defensive .....	1	vs. Arkansas State (11/19/21)
FG Made .....	2	2x, last vs. Arkansas State (11/19/21)
FG Attempted .....	7	vs. Arkansas State (11/19/21)
3-Point FG Made .....	-	-
3-Point FG Attempted .....	-	-
FT Made .....	1	2x, last vs. Arkansas State (11/19/21)
FT Attempted .....	2	2x, last vs. Arkansas State (11/19/21)
Assists .....	1	vs. Arkansas State (11/19/21)
Blocks .....	1	vs. Arkansas State (11/19/21)
Steals .....	-	-
Minutes .....	16	vs. Arkansas State (11/19/21)

#### Thompson's Career Statistics at Southeast Missouri

Overall																					
Season	G-GS	Min	Avg	FG-FGA	Pct	3FG-3FGA	Pct	FT-FTA	Pct	Off	Def	Tot	Avg	PF	FO	A	TO	Blk	Stl	Pts	Avg
2021-22	3-3	33	11.0	4-10	.400	0-0	.000	2-4	.500	3	1	4	1.3	5	0	1	3	1	0	10	3.3
Ohio Valley Conference Games Only																					
Season	G-GS	Min	Avg	FG-FGA	Pct	3FG-3FGA	Pct	FT-FTA	Pct	Off	Def	Tot	Avg	PF	FO	A	TO	Blk	Stl	Pts	Avg
2021-22																					



## Season/Career Statistics

## SEASON STATISTICS

## CAREER STATISTICS

SUMMARY	gp-gs	min/g	fg%	3fg%	ft%	r/g	a/g	stl	blk	pts/g	gp-gs	min/g	fg%	3fg%	ft%	r/g	a/g	stl	blk	pts/g
REED, JR., Eric	8-8	31.8	.441	.385	.800	2.5	1.3	9	1	16.3	35-30	30.1	.464	.438	.703	2.6	1.3	25	3	12.2
RUSSELL, Phillip	8-8	28.5	.424	.469	.743	2.1	2.6	7	1	12.1	8-8	28.5	.424	.469	.743	2.1	2.6	7	1	12.1
HARRIS, Chris	8-3	26.6	.403	.208	.789	3.4	2.8	7	2	11.1	36-29	29.3	.375	.291	.750	2.6	3.1	32	5	12.3
RUSSELL, Nygal	8-5	22.6	.458	.273	1.000	6.1	1.0	8	2	7.4	94-28	18.1	.397	.286	.678	3.4	1.3	69	9	5.4
NICHOLAS, DQ	8-1	19.5	.489	.300	.917	3.3	1.1	6	2	7.3	65-47	25.9	.402	.287	.738	3.4	2.2	58	10	8.0
PATTERSON, Manny	8-5	15.9	.545	.000	.818	5.1	0.3	2	2	6.8	30-17	13.6	.517	.000	.788	3.4	0.3	5	21	5.9
AKENTEN, Nana	7-3	21.1	.333	.280	.455	5.7	0.6	6	8	6.3	34-27	25.8	.379	.343	.680	5.8	0.9	40	18	8.6
JOHNSON, Nate	6-0	9.7	.652	.000	.333	2.0	0.2	2	4	5.2	31-0	9.1	.558	.000	.400	2.1	0.3	6	14	3.1
THOMPSON, Sam	3-3	11.0	.400	.000	.500	1.3	0.3	0	1	3.3	3-3	11.0	.400	.000	.500	1.3	0.3	0	1	3.3
LONG, Parker	3-0	4.3	.600	.500	.500	0.7	0.0	1	1	3.0	18-0	4.7	.583	.625	.500	0.6	0.1	3	1	1.1
THOMPSON, Chase	7-0	8.7	.222	.214	.500	1.4	0.4	1	1	1.9	7-0	8.7	.222	.214	.500	1.4	0.4	1	1	1.9
BRANSON, Dylan	8-4	16.0	.214	.000	.000	2.3	0.9	4	2	0.8	35-6	15.8	.455	.412	.778	2.4	1.2	12	6	2.5

SCORING	fg-fga	fg%	3fg-fga	3fg%	ft-fa	ft%	pts	pts/g	fg-fga	fg%	3fg-fga	3fg%	ft-fa	ft%	pts	pts/g
REED, JR., Eric	41-93	.441	20-52	.385	28-35	.800	130	16.3	147-317	.464	81-185	.438	52-74	.703	427	12.2
RUSSELL, Phillip	28-66	.424	15-32	.469	26-35	.743	97	12.1	28-66	.424	15-32	.469	26-35	.743	97	12.1
HARRIS, Chris	27-67	.403	5-24	.208	30-38	.789	89	11.1	129-344	.375	48-165	.291	135-180	.750	441	12.3
RUSSELL, Nygal	22-48	.458	6-22	.273	9-9	1.000	59	7.4	176-443	.397	52-182	.286	101-149	.678	505	5.4
NICHOLAS, DQ	22-45	.489	3-10	.300	11-12	.917	58	7.3	165-410	.402	37-129	.287	155-210	.738	522	8.0
PATTERSON, Manny	18-33	.545	0-0	.000	18-22	.818	54	6.8	62-120	.517	0-0	.000	52-66	.788	176	5.9
AKENTEN, Nana	16-48	.333	7-25	.280	5-11	.455	44	6.3	100-264	.379	60-175	.343	34-50	.680	294	8.6
JOHNSON, Nate	15-23	.652	0-0	.000	1-3	.333	31	5.2	43-77	.558	0-0	.000	10-25	.400	96	3.1
THOMPSON, Sam	4-10	.400	0-0	.000	2-4	.500	10	3.3	4-10	.400	0-0	.000	2-4	.500	10	3.3
LONG, Parker	3-5	.600	2-4	.500	1-2	.500	9	3.0	7-12	.583	5-8	.625	1-2	.500	20	1.1
THOMPSON, Chase	4-18	.222	3-14	.214	2-4	.500	13	1.9	4-18	.222	3-14	.214	2-4	.500	13	1.9
BRANSON, Dylan	3-14	.214	0-7	.000	0-3	.000	6	0.8	30-66	.455	14-34	.412	14-18	.778	88	2.5

TOTALS	o-reb	d-reb	t-reb	pf	fo	ast	to	a/to	o-reb	d-reb	t-reb	pf	fo	ast	to	a/to
REED, JR., Eric	4	16	20	19	0	10	11	0.9	29	61	90	67	0	45	44	1.0
RUSSELL, Phillip	6	11	17	22	1	21	10	2.1	6	11	17	22	1	21	10	2.1
HARRIS, Chris	1	26	27	19	0	22	28	0.8	8	85	93	74	1	112	97	1.2
RUSSELL, Nygal	9	40	49	20	1	8	10	0.8	62	256	318	185	5	121	128	0.9
NICHOLAS, DQ	6	20	26	12	0	9	9	1.0	27	193	220	125	2	145	142	1.0
PATTERSON, Manny	18	23	41	21	0	2	13	0.2	37	66	103	72	1	9	38	0.2
AKENTEN, Nana	6	34	40	21	0	4	2	2.0	34	162	196	87	3	30	53	0.6
JOHNSON, Nate	7	5	12	12	0	1	7	0.1	27	37	64	45	0	9	24	0.4
THOMPSON, Sam	3	1	4	5	0	1	3	0.3	3	1	4	5	0	1	3	0.3
LONG, Parker	0	2	2	0	0	0	1	0.0	4	7	11	5	0	2	5	0.4
THOMPSON, Chase	2	8	10	14	0	3	3	1.0	2	8	10	14	0	3	3	1.0
BRANSON, Dylan	3	15	18	15	0	7	5	1.4	23	60	83	69	2	41	45	0.9





## 2021-22 SOUTHEAST MISSOURI BASKETBALL NOTES

EVANSVILLE // DEC. 8

### Game 1

#### Southeast Missouri 99 Missouri State 94

November 9, 2021 • JQH Arena • Springfield, Mo.



#### SPRINGFIELD, Mo.

Eric Reed, Jr. scored 21 points and made a huge 3-pointer with 11 seconds left to lead Southeast Missouri to a 99-94 victory over Missouri State in a slugfest at JQH Arena.

In a game with a championship type feel, in-state foes SEMO and MSU went back-and-forth in a matchup that featured 11 ties, nine lead changes and 69 free throws attempted.

MSU, although never leading for the final 15:34 of the game, was either tied or within one or two points several times during that stretch. After Manny Patterson

grabbed the rebound off a Reed, Jr. miss, Patterson scored, was fouled and converted a 3-point play to give SEMO an 88-80 lead with 4:41 to go.

Nana Akenten later knocked down a 3-pointer to put the Redhawks ahead by eight again, this time at 95-87 with 1:49 on the clock.

The Bears answered Akenten's three with a 7-1 run and closed SEMO's lead to 96-94 on a 3-pointer by Demarcus Sharp with 42 seconds left.

On SEMO's ensuing possession, Akenten dished to Reed, Jr. who drained a 3-pointer from the right side with 11 seconds remaining before DQ Nicholas stole the ball from Sharp to bury the Bears for good.

### Game 2

#### Youngstown State 97 Southeast Missouri 79

November 13, 2021 • Show Me Center • Cape Girardeau, Mo.



#### CAPE GIRARDEAU, Mo. -

Southeast Missouri fell victim to a big second half run and couldn't recover in a 97-79 loss to Youngstown State.

SEMO held a 39-37 lead at halftime, but things quickly slipped away from the Redhawks in the final 20 minutes.

Down, 54-52, following a free throw by Eric Reed, Jr. with 13:16 remaining in the game, YSU went on a 15-0 run to build a 17-point advantage (69-52). Garrett Covington contributed five points to help key the surge.

The Penguins took their largest lead at 84-60 when Luke Chicone

converted a 3-point play at the 5:34 mark. SEMO didn't get YSU's lead lower than 18 points the rest of the way.

DQ Nicholas scored 12 of his 17 points in the first half, where SEMO's largest lead was 37-32 with 2:27 to go. Nygal Russell's two free throws gave the Redhawks that five-point advantage.

Reed, Jr. and Nicholas paced SEMO with 17 points each, while Russell added a double-double 11 points and 11 rebounds. For Russell, it was the first double-double of his career. Phillip Russell scored 11 points for his first double-digit game as a Redhawk.

Official Basketball Box Score -- Game Totals -- Final Statistics  
Southeast Mo. St. vs Missouri St.  
11-09-21 7 p.m. at JQH Arena -- Springfield, Mo.



#### Southeast Mo. St. 99 • 1-0,0-0 OVC

#	Player	Total		3-Ptr		Rebounds			PF	TP	A	TO	Blk	Stl	Min
		FG-FGA	FG-FGA	FT-FTA	FT-FTA	Off	Def	Tot							
20	THOMPSON, Sam	r	2-2	0-0	1-2	0	0	0	3	5	0	1	0	0	10
01	RUSSELL, Phillip	g	0-5	0-2	3-4	0	3	3	3	2	1	0	1	0	25
03	REED, JR., Eric	g	6-13	2-5	7-7	1	1	2	2	21	0	3	0	2	35
05	HARRIS, Chris	g	7-10	0-1	5-9	0	3	3	2	19	4	3	0	0	35
21	AKENTEN, Nana	g	5-7	3-4	0-0	0	3	3	4	13	1	0	1	0	21
02	THOMPSON, Chase	g	1-3	1-3	1-2	0	1	1	2	4	0	0	0	0	9
10	PATTERSON, Manny	g	2-5	0-0	7-7	3	4	7	4	11	0	1	0	0	18
11	NICHOLAS, DQ	g	1-2	0-1	2-2	0	4	4	2	4	1	1	1	1	19
13	LONG, Parker	g	2-2	1-1	0-0	0	0	0	0	5	0	1	0	1	5
25	RUSSELL, Nygal	g	6-6	1-1	1-1	0	6	6	4	14	2	0	0	0	18
33	BRANSON, Dylan	g	0-1	0-1	0-0	0	0	0	0	0	0	0	0	0	5
Team						1	3	4							
Totals			32-56	8-19	27-34	5	28	33	26	99	10	11	2	6	200

FG % 1st Half: 17-32 53.1% 2nd half: 15-24 62.5% Game: 32-56 57.1%  
3FG % 1st Half: 5-13 38.5% 2nd half: 3-6 50.0% Game: 8-19 42.1%  
FT % 1st Half: 6-8 75.0% 2nd half: 21-26 80.8% Game: 27-34 79.4%

Deadball  
Rebounds  
3

#### Missouri St. 94 • 0-1,0-0 MVC

#	Player	Total		3-Ptr		Rebounds			PF	TP	A	TO	Blk	Stl	Min
		FG-FGA	FG-FGA	FT-FTA	FT-FTA	Off	Def	Tot							
05	Donovan Clay	r	8-10	1-2	3-5	2	2	4	3	20	2	0	0	1	36
44	Gaige Prim	r	8-11	0-1	12-16	4	11	15	4	28	3	1	1	1	32
00	Demarcus Sharp	g	4-10	2-4	2-4	0	2	2	4	12	2	2	0	1	26
01	Isiah Mosley	g	5-10	0-4	6-6	1	1	2	4	16	1	1	0	0	30
04	Ja'Monta Black	g	1-3	0-2	0-0	0	4	4	2	2	3	1	0	0	29
03	Isaac Haney	g	0-2	0-0	0-0	0	1	1	1	0	0	0	0	0	4
12	Jaylen Minnett	g	4-10	4-9	2-2	0	1	1	3	14	1	2	0	2	31
25	Lu'cye Patterson	g	0-3	0-2	0-0	0	1	1	0	0	1	0	0	0	10
33	Dawson Carper	g	1-1	0-0	0-0	0	0	0	1	2	0	0	0	1	2
Team						0	0	0							
Totals			31-60	7-26	25-35	7	23	30	22	94	13	7	1	6	200

FG % 1st Half: 16-34 47.1% 2nd half: 15-26 57.7% Game: 31-60 51.7%  
3FG % 1st Half: 3-16 18.8% 2nd half: 4-10 40.0% Game: 7-26 26.9%  
FT % 1st Half: 6-10 60.0% 2nd half: 19-25 76.0% Game: 25-35 71.4%

Deadball  
Rebounds  
4

Officials: Boyd Copeland, Kevin Driver, Winston Stith  
Technical fouls: Southeast Mo. St.-PATTERSON, Manny. Missouri St.-None.  
Attendance: 4190  
2021-22 Men's Basketball. Round: 0. Missouri St. vs Southeast Mo. St.. Played

Score by periods	1st	2nd	Total
Southeast Mo. St.	45	54	99
Missouri St.	41	53	94

Official Basketball Box Score -- Game Totals -- Final Statistics  
Youngstown State vs Southeast Missouri  
11-13-21 5:30 p.m. at Show Me Center -- Cape Girardeau, Mo.



#### Youngstown State 97 • 1-1

#	Player	Total		3-Ptr		Rebounds			PF	TP	A	TO	Blk	Stl	Min
		FG-FGA	FG-FGA	FT-FTA	FT-FTA	Off	Def	Tot							
31	AKUCHIE, Michael	r	5-9	0-1	6-7	2	4	6	4	16	1	2	0	0	29
02	OLISON, Tevin	g	9-16	4-7	5-7	2	4	6	1	27	4	0	0	1	37
05	COHILL, Dwayne	g	4-9	0-2	2-2	0	4	4	4	10	1	3	0	1	25
22	RATHAN-MAYES, Shem	g	2-3	1-1	10-11	1	0	1	4	15	2	1	0	0	34
32	COVINGTON, Garrett	g	7-15	2-5	2-3	2	8	10	3	18	0	1	0	1	24
01	THOMAS, Jamir	g	2-3	0-1	0-1	2	0	2	2	4	0	0	0	0	11
10	CHICONE, Luke	g	2-5	0-1	3-5	0	4	4	5	7	4	0	1	0	17
15	HUNTER, Myles	g	0-1	0-0	0-0	0	2	2	2	0	0	0	0	0	11
24	SHELTON, Chris	g	0-2	0-0	0-0	0	2	2	2	0	1	0	0	0	12
Team						3	3	6							
Totals			31-63	7-20	28-36	12	31	43	27	97	13	7	1	3	200

FG % 1st Half: 11-30 36.7% 2nd half: 20-33 60.6% Game: 31-63 49.2%  
3FG % 1st Half: 4-11 36.4% 2nd half: 3-9 33.3% Game: 7-20 35.0%  
FT % 1st Half: 11-14 78.6% 2nd half: 17-22 77.3% Game: 28-36 77.8%

Deadball  
Rebounds  
2,1

#### Southeast Missouri 79 • 1-1

#	Player	Total		3-Ptr		Rebounds			PF	TP	A	TO	Blk	Stl	Min
		FG-FGA	FG-FGA	FT-FTA	FT-FTA	Off	Def	Tot							
20	THOMPSON, Sam	r	0-1	0-0	0-0	0	0	0	2	0	0	2	0	0	7
01	RUSSELL, Phillip	g	4-8	3-4	0-0	1	0	1	5	11	1	2	0	0	17
03	REED, JR., Eric	g	3-13	1-7	10-12	0	3	3	2	17	2	0	0	0	31
05	HARRIS, Chris	g	2-6	1-1	4-7	0	1	1	3	9	4	4	0	2	22
21	AKENTEN, Nana	g	0-4	0-3	1-4	0	5	5	4	1	1	0	0	2	25
02	THOMPSON, Chase	g	1-4	1-4	0-0	0	1	1	4	3	0	1	0	0	11
10	PATTERSON, Manny	g	2-3	0-0	2-3	2	1	3	3	6	0	1	0	0	16
11	NICHOLAS, DQ	g	7-8	0-0	3-3	0	4	4	1	17	0	1	1	0	28
13	LONG, Parker	g	1-2	1-2	1-2	0	2	2	0	4	0	0	1	0	6
25	RUSSELL, Nygal	g	3-7	1-2	4-4	4	7	11	1	11	0	0	0	1	25
33	BRANSON, Dylan	g	0-1	0-1	0-0	0	1	1	4	0	2	0	0	0	12
Team						1	1	2							
Totals			23-57	8-24	25-35	8	26	34	29	79	11	10	4	3	200

FG % 1st Half: 12-28 42.9% 2nd half: 11-29 37.9% Game: 23-57 40.4%  
3FG % 1st Half: 5-13 38.5% 2nd half: 3-11 27.3% Game: 8-24 33.3%  
FT % 1st Half: 10-14 71.4% 2nd half: 15-21 71.4% Game: 25-35 71.4%

Deadball  
Rebounds  
4

Officials: Kevin Mathis, Mike O'Neill, Wesley Harper  
Technical fouls: Youngstown State-None. Southeast Missouri-None.  
Attendance: 1280

Score by periods	1st	2nd	Total
Youngstown State	37	60	97
Southeast Missouri	39	40	79

Points	In	Off	2nd	Fast	Bench
YSU	36	7	20	2	11
SEMO	24	12	13	2	41



# Game 3

## Arkansas State 72 Southeast Missouri 60

November 19, 2021 • Show Me Center • Cape Girardeau, Mo.



**CAPE GIRARDEAU, Mo. -**  
Eric Reed, Jr. scored 15 points and freshman Phillip Russell

added 13 as Southeast Missouri dropped a 72-60 decision to Arkansas State.

Reed, Jr. scored double figures for the fourth-straight game dating back to last season, while Russell reached double-digits in the scoring column for the second game in a row.

SEMO led for just 44 seconds in the contest. DQ Nicholas (21-20) and Nate Johnson (23-22) each made layups to give the Redhawks their only leads.

ASU, after leading 39-33 at halftime, used a 12-0 run to put the game out of reach. Preseason Sun Belt Conference Player of the Year Norchad Omir made two free throws to cap the jaunt that put the Red Wolves ahead, 56-38, with a little over 14 minutes to go.

After that, SEMO never pulled within single digits.

The Redhawks shot just 28 percent (7-of-25) from the field and went 1-of-11 from 3-point range in the second half. For the game, SEMO finished with a 36.2 percent (21-of-58) clip from the floor.

Reed, Jr. made 6-of-13 field goals and knocked down a pair of 3-pointers to go along with three assists and three steals.

# Game 4

## Missouri Baptist 63 Southeast Missouri 71

November 22, 2021 • Show Me Center • Cape Girardeau, Mo.



**CAPE GIRARDEAU, Mo. -**  
Phillip Russell scored 18 points, while Chris Harris (16) and Nana

Akenten (15) combined for 31 points off the bench to lead Southeast Missouri to its first home win of the season, a 71-63 victory over Missouri Baptist.

SEMO overcame a 15-point deficit to get by NAIA member MBU. The Redhawks improved to 20-0 all-time against the Spartans and posted their 31st consecutive win over a non-Division I opponent.

It was a tale of two halves for the Redhawks, who trailed for the majority of the first half before taking control of the final 20 minutes.

Akenten's layup gave SEMO a 45-44 edge with 12:49 left to play, the Redhawks first lead since the 18:16 mark of the first half.

After Jadis White made a layup to regain a 53-51 advantage for MBU, SEMO went on an 8-0 run to build a six-point cushion. Eric Reed, Jr. buried a 3-pointer and Russell got a steal that led to a dunk by Akenten. Harris then converted a 3-point play to widen the Redhawks lead to 59-53.

Akenten, who missed a trey earlier in the possession, knocked down a big 3-pointer off an assist by Harris to push SEMO's lead to 62-55 with 5:24 to go. DQ Nicholas rebounded the ball off Akenten's missed shot from long range.

### Official Basketball Box Score -- Game Totals -- Final Statistics Arkansas State vs Southeast Missouri 11-19-21 6:30 p.m. at Show Me Center -- Cape Girardeau, Mo.

#### Arkansas State 72 • 3-1

#	Player	Total		3-Ptr		Rebounds			PF	TP	A	TO	Blk	Stl	Min
		FG-FGA	FG-FGA	FT-FTA	FT-FTA	Off	Def	Tot							
15	OMIER, Norchad	r	7-10	1-1	3-4	3	9	12	4	18	3	3	1	1	27
22	WESLEY, Keyon	r	1-4	0-0	0-0	3	2	5	4	2	1	0	0	0	26
00	FIELDS, Caleb	g	6-14	2-2	2-2	1	5	6	2	16	7	3	0	1	35
03	SILLS, Desi	g	3-8	0-2	3-4	0	5	5	3	9	1	3	0	1	30
23	EATON, Marquis	g	2-9	2-6	2-2	1	1	2	3	8	2	4	0	1	32
01	DAVIS, Markise	g	1-3	0-2	2-2	1	0	1	0	4	0	0	0	0	12
02	FELTS, Avery	g	3-4	3-4	0-0	0	2	2	0	9	0	1	2	1	20
05	WILLIS, Christian	g	0-2	0-2	0-0	1	1	2	0	0	0	0	0	0	5
50	JACKSON, Antwon	g	3-5	0-0	0-0	1	2	3	2	6	1	0	1	1	13
Team						5	2	7							
Totals			26-59	8-19	12-14	16	29	45	18	72	15	14	4	6	200

FG % 1st Half: 15-35 42.9% 2nd half: 11-24 45.8% Game: 26-59 44.1%  
3FG % 1st Half: 5-12 41.7% 2nd half: 3-7 42.9% Game: 8-19 42.1%  
FT % 1st Half: 4-4 100.0 2nd half: 8-10 80.0% Game: 12-14 85.7%

Deadball  
Rebounds  
0

#### Southeast Missouri 60 • 1-2

#	Player	Total		3-Ptr		Rebounds			PF	TP	A	TO	Blk	Stl	Min
		FG-FGA	FG-FGA	FT-FTA	FT-FTA	Off	Def	Tot							
20	THOMPSON, Sam	r	2-7	0-0	1-2	3	1	4	0	5	1	0	1	0	16
21	AKENTEN, Nana	r	1-6	1-4	2-2	2	1	3	2	5	0	0	1	0	22
01	RUSSELL, Phillip	g	3-8	2-5	5-6	0	1	1	2	13	2	1	0	0	29
03	REED, JR., Eric	g	6-13	2-4	1-2	1	1	2	2	15	3	1	0	3	34
11	NICHOLAS, DQ	g	3-10	0-2	2-2	2	3	5	0	8	1	3	0	0	26
05	HARRIS, Chris	g	0-2	0-1	2-2	0	2	2	2	0	2	0	0	0	14
10	PATTERSON, Manny	g	3-4	0-0	0-0	2	1	3	4	6	0	3	0	0	12
14	JOHNSON, Nate	g	1-2	0-0	0-1	0	0	0	2	2	0	0	0	0	6
25	RUSSELL, Nygal	g	1-5	0-3	0-0	3	6	9	0	2	2	1	0	0	24
33	BRANSON, Dylan	g	1-1	0-0	0-2	0	3	3	1	2	2	1	0	1	17
Team						0	0	0							
Totals			21-58	5-19	13-19	13	19	32	15	60	11	12	2	7	200

FG % 1st Half: 14-33 42.4% 2nd half: 7-25 28.0% Game: 21-58 36.2%  
3FG % 1st Half: 4-8 50.0% 2nd half: 1-11 9.1% Game: 5-19 26.3%  
FT % 1st Half: 1-3 33.3% 2nd half: 12-16 75.0% Game: 13-19 68.4%

Deadball  
Rebounds  
1

Officials: Andrew Walton, John Dillon, Kelly Davis  
Technical fouls: Arkansas State-TEAM. Southeast Missouri-None.  
Attendance: 1145

Score by periods	1st	2nd	Total
Arkansas State	39	33	72
Southeast Missouri	33	27	60

	In	Off	2nd	Fast	Bench
Points	30	7	16	4	19
ASU	28	16	13	4	14
SEMO					

### Official Basketball Box Score -- Game Totals -- Final Statistics Missouri Baptist vs Southeast Missouri 11-22-21 7 p.m. at Show Me Center -- Cape Girardeau, Mo.

#### Missouri Baptist 63 • 5-3

#	Player	Total		3-Ptr		Rebounds			PF	TP	A	TO	Blk	Stl	Min
		FG-FGA	FG-FGA	FT-FTA	FT-FTA	Off	Def	Tot							
10	REED, River	r	1-6	1-2	2-4	2	3	5	3	5	1	3	0	1	22
01	WHITE, Jadis	g	6-13	1-2	8-8	2	6	8	2	21	3	5	0	1	37
02	HARDY, Brendon	g	3-8	1-4	3-4	0	2	2	3	10	4	2	0	3	32
23	PAIR, RJ	g	1-5	1-4	0-0	0	1	1	0	3	0	1	0	0	18
32	YAEGER, John	g	3-9	0-0	0-0	1	3	4	2	6	1	3	0	0	23
00	ANDREWS, Tyrell	g	2-7	0-1	2-3	1	1	2	4	6	4	2	0	3	24
03	MOORE, Gerald	g	0-0	0-0	0-0	0	0	0	0	0	0	0	0	0	1
15	WOODS, Daishawn	g	4-5	0-0	0-0	0	0	0	4	8	0	1	0	0	11
22	FRANCIS, JR., Billy	g	0-1	0-1	0-0	0	1	1	0	0	0	0	0	0	4
30	HICKS, Luke	g	0-0	0-0	0-0	0	3	3	0	0	0	0	0	1	10
33	ALKHALDI, Mujtaba	g	0-1	0-0	0-0	1	1	2	0	0	0	1	0	0	3
44	POLLARD, Ryan	g	2-3	0-0	0-1	1	3	4	2	4	1	1	1	0	15
Team						4	2	6							
Totals			22-58	4-14	15-20	12	26	38	20	63	14	19	1	9	200

FG % 1st Half: 13-30 43.3% 2nd half: 9-28 32.1% Game: 22-58 37.9%  
3FG % 1st Half: 3-8 37.5% 2nd half: 1-6 16.7% Game: 4-14 28.6%  
FT % 1st Half: 7-10 70.0% 2nd half: 8-10 80.0% Game: 15-20 75.0%

Deadball  
Rebounds  
2

#### Southeast Missouri 71 • 2-2

#	Player	Total		3-Ptr		Rebounds			PF	TP	A	TO	Blk	Stl	Min
		FG-FGA	FG-FGA	FT-FTA	FT-FTA	Off	Def	Tot							
10	PATTERSON, Manny	r	2-5	0-0	4-4	2	5	7	2	8	1	3	0	0	19
33	BRANSON, Dylan	r	0-2	0-2	0-0	1	1	2	1	0	0	1	1	0	18
01	RUSSELL, Phillip	g	5-8	3-3	5-7	1	1	2	1	18	3	1	0	4	30
03	REED, JR., Eric	g	2-5	2-5	0-0	0	2	2	2	6	0	2	0	1	28
25	RUSSELL, Nygal	g	2-5	0-1	2-2	1	5	6	1	6	2	3	1	4	27
02	THOMPSON, Chase	g	1-3	0-2	0-0	0	2	2	4	2	0	2	0	0	10
05	HARRIS, Chris	g	4-9	1-4	7-7	0	5	5	2	16	5	5	0	2	27
11	NICHOLAS, DQ	g	0-4	0-2	0-0	2	1	3	2	0	1	2	0	0	13
13	LONG, Parker	g	0-1	0-1	0-0	0	0	0	0	0	0	0	0	0	2
14	JOHNSON, Nate	g	0-0	0-0	0-0	0	0	0	2	0	0	1	0	0	3
21	AKENTEN, Nana	g	6-12	2-5	1-2	0	5	5	2	15	1	0	3	0	23
Team						1	0	1							
Totals			22-54	8-25	19-22	8	27	35	19	71	13	20	5	11	200

FG % 1st Half: 10-27 37.0% 2nd half: 12-27 44.4% Game: 22-54 40.7%  
3FG % 1st Half: 2-12 16.7% 2nd half: 6-13 46.2% Game: 8-25 32.0%  
FT % 1st Half: 9-11 81.8% 2nd half: 10-11 90.9% Game: 19-22 86.4%

Deadball  
Rebounds  
1

Officials: Kevin Driver, Dillon Brasher, Mike Wallace  
Technical fouls: Missouri Baptist-None. Southeast Missouri-None.  
Attendance: 789

Score by periods	1st	2nd	Total
Missouri Baptist	36	27	63
Southeast Missouri	31	40	71

	In	Off	2nd	Fast	Bench
Points	22	14	10	4	18
MBU	22	23	13	6	33
SEMO					



# 2021-22 SOUTHEAST MISSOURI BASKETBALL NOTES

## EVANSVILLE // DEC. 8

### Game 5

### Southeast Missouri 79 Incarnate Word 76

November 26, 2021 • McDermott Center • San Antonio, Texas



#### SAN ANTONIO, Texas -

Chris Harris drained a

3-pointer at the

buzzer to send Southeast Missouri to a thrilling 79-76 win over Incarnate Word at the Incarnate Word Thanksgiving Invitational.

Tied, 76-76, Harris received a pass from Dylan Branson who inbounded the ball underneath his own basket. Harris launched a three from the left of the arc that went through the net for his only made 3-pointer of the game. Prior to his game-winner, Harris had missed his first four 3-point attempts of the contest.

The Redhawks took their largest lead of the game when Phillip

Russell split two free throws to make it a 56-47 ballgame with 11:39 remaining.

However, UIW answered with a 17-8 run and tied things up, 64-64, on a jumper by Drew Lutz with 5:51 to go.

After Nate Johnson's layup put SEMO ahead by four, Eric Reed, Jr. later buried a 3-pointer to regain a three-point cushion for the Redhawks.

SEMO again led by three (75-72) following two made free throws by Harris at the 1:12 mark. Twenty-four seconds later, Russell split two free throws and the Redhawks led, 76-74.

RJ Gasper's jumper off a SEMO turnover brought the game to a 76-76 deadlock with 19 seconds left.

### Game 6

### Southeast Missouri 68 Portland 74

November 27, 2021 • McDermott Center • San Antonio, Texas



#### SAN ANTONIO, Texas -

Southeast

Missouri fell to

Portland, 74-68,

in day two of the Incarnate Word Thanksgiving Invitational.

Freshman Phillip Russell scored 19 points, while Eric Reed, Jr. followed with 17 and Chris Harris added 11 to lead the Redhawks.

SEMO never led for the final 15:17 of the contest. Reed, Jr.'s 3-pointer gave the Redhawks a 40-39 edge for their last advantage in the game.

Chris Austin's two free throws gave Portland its largest lead of the afternoon at 74-65 with 22 seconds left before the Pilots picked up their sixth win of the season.

The Redhawks didn't lead by more than two points the entire game. Russell's 3-pointer put SEMO ahead, 5-3, with 18:03 left in the first half for SEMO's only lead.

Portland was ahead, 33-30, at halftime.

Russell shot 7-of-10 from the field and knocked down three 3-pointers in his fifth-straight double-digit performance. He also had four assists and one steal.

Reed, Jr. made three 3-pointers and 4-of-5 free throws, while Harris hit 5-of-12 field goals.

#### Official Basketball Box Score -- Game Totals -- Final Statistics Southeast Mo. St. vs Incarnate Word 11-26-21 12 p.m. at McDermott Center -- San Antonio, Texas



##### Southeast Mo. St. 79 • 3-2,0-0 OVC

#	Player	Total		3-Ptr	FT-FTA	Rebounds			PF	TP	A	TO	Bk	Stl	Min
		FG-FGA	FG-FGA			Off	Def	Tot							
10	PATTERSON, Manny	r	1-2	0-0	0-0	4	1	5	1	2	0	0	0	0	12
01	RUSSELL, Phillip	g	2-6	2-3	4-6	1	1	2	3	10	2	0	0	0	38
03	REED, JR., Eric	g	9-15	4-8	1-3	1	3	4	2	23	1	1	0	2	38
25	RUSSELL, Nygal	g	3-6	1-2	0-0	0	5	5	2	7	0	2	0	1	24
33	BRANSON, Dylan	g	0-2	0-1	0-0	0	0	0	3	0	1	1	0	0	14
02	THOMPSON, Chase	g	0-0	0-0	0-0	0	0	0	1	0	1	0	0	0	1
05	HARRIS, Chris	g	2-8	1-5	8-9	0	3	3	2	13	4	2	0	0	26
11	NICHOLAS, DQ	g	3-5	1-1	0-0	0	3	3	1	7	1	0	0	0	17
14	JOHNSON, Nate	g	7-7	0-0	0-0	1	3	4	2	14	0	3	2	2	14
21	AKENTEN, Nana	g	1-7	1-4	0-0	1	4	5	4	3	0	1	0	0	16
Team						0	0	0							
Totals			28-58	10-24	13-18	8	23	31	21	79	10	10	2	5	200

FG % 1st Half: 15-30 50.0% 2nd half: 13-28 46.4% Game: 28-58 48.3% Deadball  
3FG % 1st Half: 3-10 30.0% 2nd half: 7-14 50.0% Game: 10-24 41.7% Rebounds  
FT % 1st Half: 1-2 50.0% 2nd half: 12-16 75.0% Game: 13-18 72.2% 1,1

##### Incarnate Word 76 • 0-5,0-0 Southla

#	Player	Total		3-Ptr	FT-FTA	Rebounds			PF	TP	A	TO	Bk	Stl	Min
		FG-FGA	FG-FGA			Off	Def	Tot							
11	Johnny Hughes III	r	4-8	1-3	5-5	2	4	6	4	14	1	4	0	0	25
14	Logan Bracamonte	r	1-4	1-4	0-0	2	2	4	3	3	0	1	0	0	19
23	Godsgift Ezedinma	r	2-5	0-1	2-4	1	5	6	2	6	1	2	1	0	16
01	RJ Gasper	g	7-16	2-5	3-3	0	3	3	2	19	3	2	0	1	40
03	Drew Lutz	g	3-11	2-7	9-9	2	2	4	0	17	4	3	0	0	40
05	Brandon Swaby	g	2-4	0-0	1-2	3	6	9	3	5	0	1	0	0	23
10	Sese Hassan Mobutu	g	0-1	0-1	0-0	1	1	2	2	0	0	0	0	0	10
12	Dylan Hayman	g	0-0	0-0	0-0	0	0	0	0	0	0	0	0	0	3
24	Benjamin Griscti	g	4-7	2-5	2-3	0	3	3	3	12	0	1	1	0	24
Team						0	0	0							
Totals			23-56	8-26	22-26	11	26	37	19	76	9	15	2	1	200

FG % 1st Half: 11-28 39.3% 2nd half: 12-28 42.9% Game: 23-56 41.1% Deadball  
3FG % 1st Half: 7-15 46.7% 2nd half: 1-11 9.1% Game: 8-26 30.8% Rebounds  
FT % 1st Half: 10-12 83.3% 2nd half: 12-14 85.7% Game: 22-26 84.6% 2

Officials: Eric Kronebusch, Marcus Hawkins, Ross Cullins  
Technical fouls: Southeast Mo. St.-None. Incarnate Word-None.  
Attendance: 2021-22 Men's Basketball. Round: 0. Incarnate Word vs Southeast Mo. St., Playe

Score by periods	1st	2nd	Total
Southeast Mo. St.	34	45	79
Incarnate Word	39	37	76

Points	In	Off	2nd	Fast	Bench
SEMO	32	22	6	11	37
UIW	18	9	7	7	17

#### Official Basketball Box Score -- Game Totals -- Final Statistics Southeast Mo. St. vs Portland 11-27-21 2 p.m. at McDermott Center -- San Antonio, Texas



##### Southeast Mo. St. 68 • 3-3,0-0 OVC

#	Player	Total		3-Ptr	FT-FTA	Rebounds			PF	TP	A	TO	Bk	Stl	Min
		FG-FGA	FG-FGA			Off	Def	Tot							
10	PATTERSON, Manny	r	1-3	0-0	0-0	0	2	2	0	2	0	0	1	0	9
01	RUSSELL, Phillip	g	7-10	3-5	2-4	1	3	4	3	19	4	2	0	1	26
03	REED, JR., Eric	g	5-12	3-7	4-5	1	1	2	4	17	0	2	0	0	34
25	RUSSELL, Nygal	g	1-7	1-5	0-0	1	3	4	5	3	1	0	0	0	16
33	BRANSON, Dylan	g	0-0	0-0	0-0	0	3	3	2	0	1	0	0	0	22
02	THOMPSON, Chase	g	1-2	1-2	0-0	0	2	2	0	3	0	0	0	0	15
05	HARRIS, Chris	g	5-12	1-3	0-0	0	3	3	3	11	0	8	0	1	31
11	NICHOLAS, DQ	g	2-3	1-1	0-0	1	1	2	0	5	0	0	0	0	12
14	JOHNSON, Nate	g	2-6	0-0	0-0	3	1	4	4	4	1	2	1	0	15
21	AKENTEN, Nana	g	2-6	0-2	0-1	1	8	9	2	4	0	1	1	2	20
Team						0	0	0							
Totals			26-61	10-25	6-10	8	27	35	23	68	7	15	3	4	200

FG % 1st Half: 11-28 39.3% 2nd half: 15-33 45.5% Game: 26-61 42.6% Deadball  
3FG % 1st Half: 6-13 46.2% 2nd half: 4-12 33.3% Game: 10-25 40.0% Rebounds  
FT % 1st Half: 2-4 50.0% 2nd half: 4-6 66.7% Game: 6-10 60.0% 2,1

##### Portland 74 • 6-2,0-0 WCC

#	Player	Total		3-Ptr	FT-FTA	Rebounds			PF	TP	A	TO	Bk	Stl	Min
		FG-FGA	FG-FGA			Off	Def	Tot							
01	Moses Wood	r	4-7	3-3	5-6	2	0	2	1	16	1	0	2	1	35
24	Matheus Silveira	c	3-5	0-0	1-2	1	3	4	2	7	0	0	1	1	15
02	Tyler Robertson	g	7-19	1-6	5-5	1	11	12	3	20	5	0	0	1	39
05	Chris Austin	g	4-11	2-4	6-8	1	6	7	4	16	0	1	0	1	27
25	Mike Meadows	g	1-6	1-3	2-3	1	2	3	0	5	2	3	0	0	33
00	Yaru Harvey	g	1-3	0-0	0-0	1	1	2	2	2	4	2	0	1	17
12	Kristian Sjolund	g	0-1	0-1	0-0	0	0	0	0	0	0	0	0	0	4
13	Mattija Svetozarevic	g	0-1	0-0	0-0	0	0	0	0	0	0	0	0	0	3
15	Chika Nduka	g	2-3	0-0	4-4	2	4	6	2	8	1	3	1	2	25
23	Vasilije Vucinic	g	0-1	0-0	0-0	0	0	0	0	0	0	0	0	0	2
Team						0	0	0							
Totals			22-57	7-17	23-28	9	27	36	14	74	13	12	4	7	200

FG % 1st Half: 9-26 34.6% 2nd half: 13-31 41.9% Game: 22-57 38.6% Deadball  
3FG % 1st Half: 3-9 33.3% 2nd half: 4-8 50.0% Game: 7-17 41.2% Rebounds  
FT % 1st Half: 12-13 92.3% 2nd half: 11-15 73.3% Game: 23-28 82.1% 3,2

Officials: Derek Schulte, Shaun Seales, Henry Howard  
Technical fouls: Southeast Mo. St.-RUSSELL, Phillip. Portland-None.  
Attendance: 100  
2021-22 Men's Basketball. Round: 0. Portland vs Southeast Mo. St., Played at M

Score by periods	1st	2nd	Total
Southeast Mo. St.	30	38	68
Portland	33	41	74

Points	In	Off	2nd	Fast	Bench
SEMO	28	7	13	8	27
UP	24	18	8	15	10

# 2021-22 SOUTHEAST MISSOURI BASKETBALL NOTES

EVANSVILLE // DEC. 8



## Game 7

### Southeast Missouri 68 Montana State 75

November 28, 2021 • McDermott Center • San Antonio, Texas



#### SAN ANTONIO, Texas -

Montana State scored 48 second-half points and used a 25-6 run in a 12-minute stretch to beat Southeast Missouri, 75-68, at the Incarnate Word Thanksgiving Invitational.

SEMO finished the tournament with a 1-2 record.

SEMO led, 31-27, at the intermission before a cold second-half start doomed the Redhawks.

The Redhawks struggled to get into any type of rhythm in a second half that saw a combined 29 personal fouls called.

MSU began the final 20 minutes on a 17-3 run and shot free throws

for the last 13:23 of the contest.

The Bobcats took their largest lead when Tyler Patterson knocked down a 3-pointer to make it a 59-44 game with 7:02 left to play.

The Redhawks managed to get within five when a driving layup by Chris Harris narrowed MSU's lead to 73-68 with 21 seconds to go, but that was as close as they could get.

Russell finished with a 21 points on 6-of-15 field goals and 7-of-8 free throws. He dropped in two 3-pointers, as well.

Harris added 17 points off the bench, while Nana Akenten pulled down 10 rebounds. Eric Reed, Jr., who entered today averaging 17 points a game, had only five in 21 minutes due to his four fouls.

## Game 8

### Webster 64 Southeast Missouri 76

December 4, 2021 • Show Me Center • Cape Girardeau, Mo.



#### CAPE GIRARDEAU, Mo. -

Eric Reed, Jr. scored a 26 points to lead Southeast Missouri to a 76-64 win over Webster University.

Reed, Jr. scored 15 of his points and knocked down four of his game-high five 3-pointers in the second half.

SEMO and WU were locked up in a tight game until the Redhawks pulled away for good in the final 5:43.

The Redhawks, who were ahead, 60-54, with 6:28 remaining, quickly extended their lead to 12 on a pair of 3-pointers by Reed, Jr. The second of those two increased SEMO's margin to 66-54 with 5:13 to go.

Another 3-pointer by Reed, Jr. gave SEMO a 14-point lead before Dylan Branson's layup gave the Redhawks their largest advantage (74-58) with 3:22 left to play. SEMO led by double figures for the last 5:13 of the game en route to its first double-digit win of the season.

SEMO and WU battled to six ties and four lead changes in a first half where neither team led by more than seven points.

Reed, Jr. shot 8-of-17 from the field and 5-of-12 from 3-point range. He added 5-of-6 free throws, three rebounds, four assists and a block in his third 20-point effort this year.

Manny Patterson followed with a near double-double 14 points and nine rebounds.

#### Official Basketball Box Score -- Game Totals -- Final Statistics Southeast Mo. St. vs Montana St. 11-28-21 12 p.m. at McDermott Center -- San Antonio, Texas



##### Southeast Mo. St. 68 • 3-4,0-0 OVC

#	Player	Total		3-Ptr		Rebounds		PF	TP	A	TO	Bk	Stl	Min
		FG-FGA	FG-FGA	FT-FTA	FT-FTA	Off	Def							
10	PATTERSON, Manny	r	2-4	0-0	1-2	1	4	5	3	5	0	2	0	17
01	RUSSELL, Phillip	g	6-15	2-7	7-8	1	1	2	4	21	3	3	1	33
03	REED, JR., Eric	g	2-5	1-4	0-0	0	2	2	4	5	0	1	0	22
25	RUSSELL, Nygal	g	2-4	1-3	0-0	0	1	1	3	5	1	3	0	22
33	BRANSON, Dylan	g	0-3	0-1	0-0	0	5	5	2	0	1	1	0	24
02	THOMPSON, Chase	g	2-2	0-1	0-0	0	1	1	3	0	1	1	0	9
05	HARRIS, Chris	g	6-11	1-2	4-4	1	4	5	3	17	3	3	0	24
11	NICHOLAS, DQ	g	2-6	1-1	2-2	0	2	2	2	7	2	1	0	16
14	JOHNSON, Nate	g	2-3	0-0	1-1	0	1	1	2	5	0	1	0	12
21	AKENTEN, Nana	g	1-6	0-3	1-2	2	8	10	3	3	1	0	0	21
Team			3	1	4									
Totals			23-59	6-22	16-19	8	30	38	29	68	12	17	2	200

FG % 1st Half: 11-30 36.7% 2nd half: 12-29 41.4% Game: 23-59 39.0% Deadball Rebounds 2  
3FG % 1st Half: 3-11 27.3% 2nd half: 3-11 27.3% Game: 6-22 27.3%  
FT % 1st Half: 6-7 85.7% 2nd half: 10-12 83.3% Game: 16-19 84.2%

##### Montana St. 75 • 4-3,0-0 Big Sky

#	Player	Total		3-Ptr		Rebounds		PF	TP	A	TO	Bk	Stl	Min
		FG-FGA	FG-FGA	FT-FTA	FT-FTA	Off	Def							
00	Demarcus Sharp	r	3-7	1-3	3-5	0	8	8	2	10	0	3	0	36
13	Jubrilé Belo	r	5-8	0-0	7-9	3	3	6	3	17	1	2	5	0
01	Isiah Mosley	g	4-12	2-6	4-6	1	3	4	4	14	5	6	0	29
05	Donovan Clay	g	4-9	0-1	5-7	1	9	10	3	13	1	1	0	32
11	Tyler Patterson	g	4-9	4-9	0-0	2	0	2	1	12	0	0	0	34
02	Nick Gazelas	g	0-1	0-1	4-4	0	0	0	1	4	0	0	0	7
03	Isaac Haney	g	0-1	0-0	0	1	3	4	2	0	0	1	0	12
10	Patrick McMahon	g	0-2	0-1	1-2	0	0	0	0	1	1	0	0	1
21	RaeQuan Battle	g	0-3	0-2	0	0	1	1	0	0	2	1	0	7
24	Kellen Tynes	g	2-3	0-0	0-0	0	0	0	2	4	1	2	0	10
Team			2	2	4									
Totals			22-55	7-23	24-33	10	29	39	18	75	11	17	5	200

FG % 1st Half: 11-28 39.3% 2nd half: 11-27 40.7% Game: 22-55 40.0% Deadball Rebounds 2  
3FG % 1st Half: 2-11 18.2% 2nd half: 5-12 41.7% Game: 7-23 30.4%  
FT % 1st Half: 3-7 42.9% 2nd half: 21-26 80.8% Game: 24-33 72.7%

Officials: Ryan Huber, Jon Stigliano, Doug George  
Technical fouls: Southeast Mo. St.-REED, JR., Eric; TEAM 2. Montana St.-Isiah Mosley.  
Attendance: 2021-22 Men's Basketball. Round: 0. Montana St. vs Southeast Mo. St.. Played at

Score by periods	1st	2nd	Total
Southeast Mo. St.	31	37	68
Montana St.	27	48	75

Points	In	Off	2nd	Fast	Bench
SEMO	24	15	7	19	32
MSU	28	19	15	14	9

#### Official Basketball Box Score -- Game Totals -- Final Statistics Webster University vs Southeast Missouri 12-04-21 2 p.m. at Show Me Center -- Cape Girardeau, Mo.



##### Webster University 64 • 1-5

#	Player	Total		3-Ptr		Rebounds		PF	TP	A	TO	Bk	Stl	Min
		FG-FGA	FG-FGA	FT-FTA	FT-FTA	Off	Def							
22	BECTION, Markus	r	2-6	0-0	2-5	1	2	3	3	6	1	1	0	28
34	MOORE, JR., Karl	r	3-4	0-0	3-4	7	5	12	4	9	0	0	0	23
03	COLEMAN, Jason	g	0-4	0-2	1-2	0	4	4	5	1	0	5	1	0
12	BROWN, JR., Wynne	g	9-21	4-6	4-5	1	3	4	2	26	1	6	0	36
14	MOORE, Mark	g	4-11	2-5	2-2	0	3	3	1	12	3	0	0	31
01	NUGENT, Javane	g	0-1	0-0	0-0	0	1	1	0	0	0	1	0	4
20	HAWKINS, Stephen	g	2-6	0-0	2-2	0	1	1	1	6	0	2	0	14
23	WOOLRIDGE, Bryce	g	0-1	0-0	0-2	0	1	1	1	0	3	0	0	15
25	WITASCHEK, Jacob	g	0-0	0-0	0-0	0	0	0	0	0	0	0	0	10
44	JONES, Nate	g	1-3	0-0	2-2	1	5	6	2	4	2	1	0	2
Team			4	4	8									
Totals			21-57	6-13	16-24	14	29	43	19	64	10	16	1	200

FG % 1st Half: 11-28 39.3% 2nd half: 10-29 34.5% Game: 21-57 36.8% Deadball Rebounds 4  
3FG % 1st Half: 2-8 25.0% 2nd half: 4-5 80.0% Game: 6-13 46.2%  
FT % 1st Half: 7-12 58.3% 2nd half: 9-12 75.0% Game: 16-24 66.7%

##### Southeast Missouri 76 • 4-4

#	Player	Total		3-Ptr		Rebounds		PF	TP	A	TO	Bk	Stl	Min
		FG-FGA	FG-FGA	FT-FTA	FT-FTA	Off	Def							
10	PATTERSON, Manny	r	5-7	0-0	4-6	4	5	9	4	14	1	3	1	24
01	RUSSELL, Phillip	g	1-6	0-3	0-0	1	1	2	1	2	4	0	0	0
03	REED, JR., Eric	g	8-17	5-12	5-6	0	3	3	1	26	4	1	1	30
05	HARRIS, Chris	g	1-9	0-7	0-0	0	5	5	2	2	2	1	2	0
25	RUSSELL, Nygal	g	4-8	1-5	2-2	0	7	7	4	11	0	1	1	25
02	THOMPSON, Chase	g	0-4	0-2	1-2	2	1	3	0	1	0	0	0	1
11	NICHOLAS, DQ	g	4-7	0-2	2-3	1	2	3	4	10	3	1	0	25
14	JOHNSON, Nate	g	3-5	0-0	0-1	3	0	3	0	6	0	0	1	8
33	BRANSON, Dylan	g	2-4	0-1	0-1	2	2	4	2	4	0	1	1	2
Team			2	0	2									
Totals			28-67	6-32	14-21	15	26	41	18	76	14	8	7	200

FG % 1st Half: 13-33 39.4% 2nd half: 15-34 44.1% Game: 28-67 41.8% Deadball Rebounds 2  
3FG % 1st Half: 2-16 12.5% 2nd half: 4-16 25.0% Game: 6-32 18.8%  
FT % 1st Half: 6-9 66.7% 2nd half: 8-12 66.7% Game: 14-21 66.7%

Officials: Brett Miles, Rick Shoulders, Boyd Copeland  
Technical fouls: Webster University-None. Southeast Missouri-None.  
Attendance: 672

Score by periods	1st	2nd	Total
Webster University	31	33	64
Southeast Missouri	34	42	76

Points	In	Off	2nd	Fast	Bench
WU	24	12	18	2	10
SEMO	40	23	16	6	21