



## 2021-22 SOUTHEAST MISSOURI BASKETBALL

Game  
15



### Schedule

#### November (3-4)

9	at Missouri State	ESPNU	W, 99-94
13	<b>Youngstown State</b>	ESPN+	<b>L, 79-97</b>
19	<b>Arkansas State</b>	ESPN+	<b>L, 60-72</b>
22	<b>Missouri Baptist</b>	ESPN+	<b>W, 71-63</b>
26	at Incarnate Word !		W, 79-76
27	vs. Portland !		L, 68-74
28	vs. Montana State !		L, 68-75

#### December (2-5, 0-1 OVC)

4	<b>Webster University</b>	ESPN+	<b>W, 76-64</b>
8	<b>Evansville</b>	ESPN+	<b>W, 75-73</b>
11	at Purdue Fort Wayne	ESPNU	L, 65-78
15	at Southern Illinois	ESPNU	L, 55-80
18	at Pepperdine	WCC Network	L, 77-83
21	at California Baptist	ESPNU	L, 68-84
30	at Murray State*	ESPNU	L, 81-106

#### January (0-0, 0-0 OVC)

1	<b>Austin Peay*</b>	ESPN+	<b>4 p.m.</b>
6	at Belmont*	ESPNU	7 p.m.
8	at Tennessee State*	ESPNU	3 p.m.
13	<b>Tennessee Tech*</b>	ESPN+	<b>7 p.m.</b>
15	at SIU Edwardsville*	ESPNU	3:30 p.m.
20	<b>Tennessee State*</b>	ESPN+	<b>7 p.m.</b>
22	at Eastern Illinois*	ESPNU	3:30 p.m.
27	<b>Morehead State*</b>	ESPNU	<b>8 p.m.</b>
29	<b>SIU Edwardsville*</b>	ESPNU	<b>4 p.m.</b>

#### February (0-0, 0-0 OVC)

3	at UT Martin*	ESPNU	8 p.m.
5	<b>Eastern Illinois*</b>	ESPN+	<b>4 p.m.</b>
10	at Austin Peay*	ESPNU	7:30 p.m.
12	<b>Belmont*</b>	ESPN+	<b>4 p.m.</b>
17	at Tennessee Tech*	ESPNU	7:30 p.m.
19	at Morehead State*	ESPNU	3 p.m.
24	<b>UT Martin*</b>	ESPNU	<b>7 p.m.</b>
26	<b>Murray State*</b>	ESPNU	<b>4 p.m.</b>

#### March

2	OVC Tournament	First Round	Evansville, Ind.
3	OVC Tournament	Quarterfinals	Evansville, Ind.
4	OVC Tournament	Semifinals	Evansville, Ind.
5	OVC Championship		Evansville, Ind.

All games are broadcast live on the radio at Real Rock 99.3 FM. All times Central and Subject to Change; Home Games in **Bold**; \* - Denotes Ohio Valley Conference Game; ! - Incarnate Word Tournament (San Antonio, Texas)

### Austin Peay (4-7, 0-1) vs. Southeast Missouri (5-9, 0-1)

#### Follow the Redhawks

**Radio**.....Real Rock 99.3 FM  
(Erik Sean, Jess Bolen)  
**Video**.....ESPN+  
**Live Stats**.....SEMORedhawks.com  
**Twitter**.....@SEMOMBB

**Date**.....Saturday, January 1, 2022  
**Tip-Off**.....4 p.m., CT  
**Location**.....Cape Girardeau, Mo.  
**Arena**.....Show Me Center (7,000)  
**Series**.....APSU leads, 43-23  
**Last Meeting**.....SEMO 86, APSU 81<sup>OT</sup>  
(Feb. 16, 2021 | Cape Girardeau, Mo.)

**Head Coaches**.....Brad Korn (16-25 overall, 16-25 at SEMO; 9-12 OVC). Nate James (4-7 overall; 4-7 at APSU).

#### Strategic Communications

Jeff Honza, Assistant Director of Athletics  
**Office Phone**.....(573) 651-2933  
**Mobile**.....(618) 528-1145  
**Email**.....redhawk1@me.com

#### Redhawks Host Austin Peay

Southeast Missouri (5-9, 0-1) plays host to Austin Peay (4-7, 0-1) on New Year's Day Saturday. Tip-off is set for 4 p.m., CT at the Show Me Center.

#### Follow the Redhawks

Listen live on the radio at Real Rock 99.3 FM with Erik Sean handling the play-by-play duties. Video can be accessed at ESPN+ and live stats are available at SEMORedhawks.com. Twitter updates provided @SEMOMBB.

#### Series History

Southeast Missouri and Austin Peay hook up for the 67th time on the front end of their Ohio Valley Conference home-and-home series. SEMO ended an eight-game losing streak in its series against the Governors with a thrilling 86-81 overtime win over APSU last season. That victory came at the Show Me Center on Feb. 16, 2021.

#### OVC Home Openers

The Redhawks are 13-15 all-time in Ohio Valley Conference home-openers. Southeast Missouri dropped six of its last seven OVC home-openers. SEMO's last win in an OVC home-opener was 81-48 against Eastern Kentucky on Dec. 31, 2016.

#### Redhawks Begin OVC Play with Loss at Murray State

Southeast Missouri started its 18-game Ohio Valley Conference play with a 106-81 loss at Murray State Thursday. SEMO wrapped up a season-long five-game road trip against the Racers. The Redhawks never led in the game en route to their fourth double-digit loss in

five contests. SEMO fell to 10-21 all-time in OVC openers.

#### Home Winning Streak

Southeast Missouri is presently on a three-game home winning streak after beating Missouri Baptist (71-63, Nov. 22), Webster (76-64, Dec. 4) and Evansville (75-73, Dec. 8). The Redhawks are 3-2 overall at the Show Me Center this year.

#### 2022 is Here

The Redhawks look to start the New Year with a win when they take the court against Austin Peay Saturday. Southeast Missouri last posted a victory in its first game of the New Year when it beat Austin Peay, 86-84, on Jan. 3, 2013.

#### Back at Home

The Redhawks are back at home for the first time in 24 days. Southeast Missouri edged Missouri Valley Conference member Evansville, 75-73, the last time it played at the Show Me Center on Dec. 8.



**Southeast Missouri** or **SEMO** is the preferred reference for Southeast Missouri State University athletic teams. Southeastern Missouri State is not an acceptable reference.



## 2021-22 SOUTHEAST MISSOURI BASKETBALL NOTES

**AUSTIN PEAY // JAN. 1**

### Shooting 3s

Southeast Missouri is shooting an average of 24.3 three-pointers per game this season. SEMO attempted a season-high 32 three-pointers vs. Webster (Dec. 4). The Redhawks recently made a season-high 12 three-pointers at Murray State (Dec. 31). It was the fourth time SEMO made 10 or more 3-pointers in a game. For the season, the Redhawks are shooting 32.4 percent from three.

### Non-Conference is Done

Southeast Missouri wrapped up its 13-game non-conference schedule with an 84-68 road loss at California Baptist (Dec. 21). The Redhawks dropped six of their last eight games against non-league foes.

### Five-Game Skid

The Redhawks are looking to snap a five-game losing streak when they welcome Austin Peay Saturday. Southeast Missouri fell to Purdue Fort Wayne (Dec. 11), Southern Illinois (Dec. 15), Pepperdine (Dec. 18), California Baptist (Dec. 21) and Murray State (Dec. 31). All five of those matchups were on the road. Four of those losses were by double-digits.

### Russell Approaching 100 Career Games

Saturday will mark the 100th career game for Nygal Russell. Russell has played in 99 games and logged 33 starts in five seasons with the Redhawks. This season, he is Southeast Missouri's fourth-leading scorer with 7.8 points and leads the team with seven rebounds per contest.

### California Recap

Southeast Missouri went 0-2 during its road trip to California with losses to Pepperdine (Dec. 18) and California Baptist (Dec. 21). SEMO squared off against each of those teams for the first time in its program history. In all, the Redhawks have played 14 of California's NCAA Division I schools.

### Russell Second in Scoring

After a strong California road trip, redshirt-freshman Phillip Russell moved to second on the team in scoring with 14.6 points per game. Russell led Southeast Missouri with a career-high 25 points at Pepperdine (Dec. 18)

and followed that up with 17 at California Baptist (Dec. 21). He shot 15-of-27 (55.5 pct.) from the field and 7-of-14 (50 pct.) from 3-point range in those contests. Russell is one of three Redhawks averaging double figures in scoring. Eric Reed, Jr. (14.7 ppg) and Chris Harris (11.6 ppg) are the others.

### Russell Picks Up Second OVC Freshman of the Week Honor

Point guard Phillip Russell picked up his second Ohio Valley Conference Freshman of the Week award on Dec. 20. A native of St. Louis, Russell averaged 17.5 points, two rebounds, two assists and two steals per game in two starts. He also shot 50 percent (13-of-26) from the field and 42.9 percent (6-of-14) from 3-point range. He scored a career-high 25 points (20 in the second half) and buried a season-best four 3-pointers at Pepperdine (Dec. 18). Murray State's Tevin Brown (Player) and UT Martin's KJ Simon (Newcomer) completed the week's honorees.

### Welcome Back Sam

After missing eight games with an ankle sprain, Sam Thompson made a nice return at Pepperdine (Dec. 18). Thompson scored 13 points on a near-perfect 6-of-6 field goals in 23 minutes off the bench. He added three rebounds, as well in his first double-digit scoring performance as a Redhawk. Thompson then returned to the starting lineup for the first time since Nov. 19 when he took the court at California Baptist (Dec. 21).

### OVC Update

Murray State (11-2), Belmont (10-3) and Morehead State (9-5) are the three teams with winning records in the Ohio Valley Conference. All 10 teams will be in action New Year's Day.

### I Double Dare You

Nygal Russell collected his team-high second double-double of the season with 15 points and 10 rebounds at Pepperdine (Dec. 18). Russell shot 5-of-9 from the field with three of his makes coming from 3-point range. Russell leads the Redhawks and ranks fourth in the Ohio Valley Conference in rebounding (7.3 rpg).

### Strong Shooting

For the third time this season, Southeast Missouri shot over 50 percent when it made 30-of-57 field goals at a 52.6 percent clip at Pepperdine (Dec. 18). The .526 mark is SEMO's second-best field goal percentage of the season. The Redhawks also shot 57.1 percent at Missouri State (Nov. 9) and 51.9 percent vs. Evansville (Dec. 8). SEMO lost for the first time this season when it shot over 50 percent from the floor (at Pepperdine).

### Redhawks Second in the OVC in Free Throw Percentage

Southeast Missouri is second in the Ohio Valley Conference with a .744 free throw percentage. SEMO made 203-of-273 free throws through its first 13 games this season. The Redhawks also attempted an average of 19.5 free throws per game during that stretch. SEMO has made and attempted more free throws than anyone else

## 2021-22 OVC Standings (as of Dec. 30)

	OVC					Overall					
	Record	Pct.	Home	Away	Streak	Record	Pct.	Home	Away	Neutral	Streak
Murray State	1-0	1.000	1-0	0-0	W1	11-2	.846	7-0	2-1	2-1	W1
Morehead State	1-0	1.000	1-0	0-0	W1	9-5	.643	6-0	2-5	1-0	W3
UT Martin	1-0	1.000	0-0	1-0	W1	5-8	.385	3-1	1-6	1-1	W1
Belmont	0-0	.000	0-0	0-0	---	10-3	.769	5-0	3-2	2-1	W5
SIUE	0-0	.000	0-0	0-0	---	6-7	.462	4-0	2-5	0-2	L1
Tennessee State	0-0	.000	0-0	0-0	---	5-7	.417	3-1	2-5	0-1	W1
Tennessee Tech	0-0	.000	0-0	0-0	---	3-10	.231	3-2	0-7	0-1	L2
Austin Peay	0-1	.000	0-1	0-0	L1	4-7	.364	2-1	2-6	0-0	L4
<b>Southeast Missouri</b>	<b>0-1</b>	<b>.000</b>	<b>0-0</b>	<b>0-1</b>	<b>L1</b>	<b>5-9</b>	<b>.357</b>	<b>3-2</b>	<b>2-5</b>	<b>0-2</b>	<b>L5</b>
Eastern Illinois	0-1	.000	0-0	0-1	L1	2-12	.143	2-2	0-9	0-1	L5



in the league thus far. Two Redhawks, Eric Reed, Jr. (7th, .750) and Chris Harris (2nd, .800) are among the top 10 free throw shooters in the OVC.

### On the Road

Southeast Missouri lost five-straight road games and is 2-7 outside of Cape Girardeau this season. SEMO holds a 2-5 record in true road contests.

### Career Night for the Russells

Point guard Phillip Russell poured in a career-high 24 points and forward Nygal Russell added a career-best 15 rebounds in Southeast Missouri's win over Evansville (Dec. 8). P. Russell shot 10-of-16 from the field, knocked down a pair of 3-pointers, dished out four assists and had two steals, while N. Russell grabbed 11 of his boards in the first half. All 15 of his rebounds came on the defensive end.

### Turnover Low

The Redhawks matched a season-low eight turnovers in their outing at California Baptist (Dec. 21). Southeast Missouri is averaging 13.1 turnovers per game through 14 contests this season.

### Gritty Win

Short-handed Southeast Missouri pulled out a gritty two-point win over Evansville (Dec. 8). SEMO played the Purple Aces with only eight

available players and did not have its leading scorer (Eric Reed, Jr.) due to illness. The Redhawks assisted 15 of their 28 made field goals and made a near-perfect 12-of-13 free throws in the game.

### On the Rebound

The Redhawks outrebounded Evansville (Dec. 8) by a count of 37-31. Southeast Missouri had been outrebounded for seven-straight games prior to that contest. It marked just the second time this season that SEMO won the battle of the boards.

### Strong 3-Point Defense

Southeast Missouri held Evansville to a season-low 11 three-pointers made. UE, which leads the Missouri Valley Conference with 104 three-pointers made, shot just 29.7 percent (11-of-37) from long range against the Redhawks.

### Every Game Starter

Phillip Russell is the only player who has started every game for the Redhawks this season. Russell enters the week as Southeast Missouri's second-leading scorer with 14.6 points a game. He has scored double figures in 12 of his starts and ranks ninth in the Ohio Valley Conference in scoring.

## 2021-22 Stats Comparison

APSU	SEMO
4-7.....Record .....	5-9
0-1.....Conference Record .....	0-1
68.5.....Points Per Game.....	72.9
71.0.....Opp. Points Per Game.....	79.9
-2.5.....Scoring Margin .....	-7.0
.437.....Field Goal Percentage.....	.430
.467.....Opp. Field Goal Percentage.....	.458
.339.....3-Point Field Goal Percentage.....	.324
.325.....Opp. 3-Point Field Goal Percentage.....	.371
.728.....Free Throw Percentage.....	.744
.703.....Opp. Free Throw Percentage.....	.760
31.3.....Rebounds Per Game .....	33.1
35.5.....Opp. Rebounds Per Game.....	37.5
-4.2.....Rebounding Margin .....	-4.4
14.2.....Assists Per Game .....	11.8
14.4.....Turnovers Per Game .....	13.1
+1.0.....Turnover Margin.....	+0.0
2.0.....Blocks Per Game .....	2.5
7.3.....Steals Per Game.....	6.1

## This Week's Schedule

Thursday, December 30

**Murray State 106, Southeast Missouri 81**  
UT Martin 65, Austin Peay 62

Saturday, January 1

Tennessee State at Morehead State, 3 p.m.  
Belmont at Eastern Illinois, 3:30 p.m.  
SIUE at UT Martin, 3:30 p.m.

**Austin Peay at Southeast Missouri, 4 p.m.**  
Tennessee Tech at Murray State, 5 p.m.

## Last Game Starters



1

Phillip Russell  
G / 5-6 / 165 / Fr.  
St. Louis, Mo.



3

Eric Reed, Jr.  
G / 6-2 / 190 / Jr.  
Baton Rouge, La.



20

Sam Thompson  
F / 6-10 / 250 / Fr.  
St. Charles, Mo.



25

Nygal Russell  
F / 6-4 / 205 / Jr.  
Houston, Texas



33

Dylan Branson  
G / 6-5 / 220 / Fr.  
St. Louis, Mo.



## 2021-22 SOUTHEAST MISSOURI BASKETBALL NOTES

### AUSTIN PEAY // JAN. 1

#### Redhawks Down Webster

The Redhawks picked up their fourth win of the season with a 76-64 victory over Webster (Dec. 4). Southeast Missouri's 12-point win was its largest of the season thus far. SEMO also extended its winning streak against non-Division I opponents to 32-straight.

#### Reed, Jr. Reaches Season-Best

Eric Reed, Jr. reached a season-best 26 points to lead Southeast Missouri to its 76-64 win over Webster (Dec. 4). Reed, Jr. made 8-of-17 field goals with all but three of those makes coming from 3-point range. He finished with five of SEMO's six 3-pointers made in the contest. Reed, Jr. also hit 5-of-6 free throws, grabbed three rebounds, dished out four assists and added a block in 32 minutes against the Gorloks.

#### Free Throw Streak Ends at 21

Nygal Russell's free throw streak came to an end at 21-straight at California Baptist (Dec. 21). Russell missed the second of two shots 16:11 left in the first half. The miss was his first at the free throw line since Feb. 25, 2021 (at Eastern Illinois).

#### Patterson Notches Season-High

Manny Patterson narrowly missed a double-double when he dropped in a season-high 14 points and pulled down nine rebounds against Webster (Dec. 4). Patterson made 5-of-7 field goals in his second double-digit scoring game of the season. He scored a combined nine points in three starts prior to that performance.

#### Russell Nabs First OVC Freshman of the Week Award

Point guard Phillip Russell claimed the first Ohio Valley Conference Freshman of the Week honor of his career on Nov. 29. In four games, Russell averaged 17 points, three assists, 2.5 rebounds and 1.5 steals per contest. He shot 51.3 percent (20-of-39) from the field, 55.6 percent (10-of-18) from 3-point range and 72 percent (18-of-25) at the free throw line.

#### Harris Sinks Incarnate Word

Chris Harris made the first buzzer-beating shot of his career when he drained a 3-pointer to give Southeast Missouri a thrilling 79-76 win over Incarnate Word (Nov. 26). Tied, 76-76,

Harris caught the inbounds pass from Dylan Branson and buried his long range 3-pointer from the left side. Harris missed his first four 3-point attempts prior to his game-winner. For Harris, it was the second game-winning shot of his career. He also made a game-winning 3-pointer with 26 seconds left vs. Purdue Fort Wayne on Nov. 10, 2019.

#### 20-Point Games

Redhawk players have accounted for seven 20-point scoring games this season. Eric Reed, Jr. scored 21 points at Missouri State (Nov. 9), 23 at Incarnate Word (Nov. 26), 26 vs. Webster (Dec. 4) and 20 at Murray State (Dec. 31), while Phillip Russell poured in 21 points vs. Montana State (Nov. 28), 24 vs. Evansville (Dec. 8) and 25 at Pepperdine (Dec. 18). Reed, Jr. has a team-high seven 20-point games in his career.

#### Starting Combinations

The Redhawks have used seven different starting combinations through 14 games this year. Phillip Russell, Nygal Russell, Dylan Branson, Sam Thompson and Eric Reed, Jr. marked the seventh lineup when they took the court at California Baptist (Dec. 21). P. Russell, N. Russell, Reed, Jr., Dylan Branson and Patterson are 2-3 in five contests.

#### Multiple Threes

Phillip Russell buried multiple 3-pointers in 11 of his last 14 starts. Russell finished with a season-high four 3-pointers made at Pepperdine (Dec. 18). His 28 three-pointers made lead the team. Eric Reed, Jr., who also drained 28 treys this year, has posted two or more on seven occasions. His season-best is five made 3-pointers vs. Webster (Dec. 4).

#### First Home Win

Southeast Missouri picked up its first home win of the season with a 71-63 victory over Missouri Baptist (Nov. 22) prior to the Thanksgiving holiday. SEMO overcame a 15-point first-half deficit and outscored MBU, 40-27, in the final 20 minutes.

#### Russell Nets Career-High

Freshman point guard Phillip Russell scored a career-best 18 points against Missouri Baptist (Nov. 22). Russell made 5-of-8 field goals and did not miss a 3-pointer going a 3-of-3

from long range. He also added 5-of-7 free throws, four steals and three assists. Russell has scored double figures in three-straight contests. He ranks third on the team in scoring with 11.3 points a game.

#### Keep it Up Reed

Guard Eric Reed, Jr. made a 3-pointer in 24 of his last 25 games dating back to last season. Reed, Jr. buried a 3-pointer in 22-straight contests before that streak came to an end at Pepperdine (Dec. 18). It was the first time he went without a made 3-pointer since the SIU Edwardsville game on Jan. 28, 2021.

#### Free Throw Difference

Opponents have shot 61 more free throws than Southeast Missouri through 14 games this year. As a result, opponents are outscoring the Redhawks by a +51 (254-203) margin at the charity stripe.

#### About Austin Peay

Austin Peay is 4-7 overall and 0-1 in Ohio Valley Conference play under first-year Head Coach Nate James. APSU is ninth in the OVC in scoring averaging just 68.5 points a game. The Governors come to Cape Girardeau on a four-game losing streak and have averaged only 54.6 points per contest in their last three matchups.

#### Season-Opening Win

The Redhawks tipped off their 2021-22 campaign with a big 99-94 road win at Missouri Valley Conference foe Missouri State (Nov. 9). Southeast Missouri won a season-opener on the road in back-to-back years for the first time in its NCAA Division I history. With a win Saturday, SEMO will start a season at 2-0 for the first time in 18 years. The Redhawks last 2-0 start was in 2003-04 and involved a win against a Horizon League team (63-62, vs. Green Bay).

#### High Scoring Affair

Southeast Missouri (99) and Missouri State (94) combined for 193 points in their season-opening slugfest on Nov. 9. The 99 points marked SEMO's most in a season-opener since it scored 120 in a win over Missouri Baptist on Nov. 19, 1990. Both the Redhawks and Bears also combined to





shoot 69 free throws. SEMO made 27-of-34 and MSU hit 25-of-35.

### Redhawks at Home

Southeast Missouri is 8-8 at home under Head Coach Brad Korn. Last year's 7-6 mark was SEMO's first home winning record in four seasons.

### Balanced Attack

Three or more players have scored double figures for Southeast Missouri a total of 12 times this season. SEMO is 5-7 when at least three of its players reach double figures in the scoring column.

### Nice Shooting

Southeast Missouri shot 57.1 percent (32-of-56) from the field against Missouri State (Nov. 9). Ten of the 11 Redhawks who played scored at least three points. The .571 field goal percentage marked SEMO's best in 23 years. The Redhawks last shot over 57 percent from the field in a season-opener vs. Western Carolina on Nov. 19, 1999. SEMO made 60 percent (36-of-60) of its field goals in that game. The .571 field goal percentage is the Redhawks highest in non-conference play under Head Coach Brad Korn.

### Knocking Them Down

The Redhawks made 27-of-34 free throws for just under 80 percent (79.4) against Missouri State (Nov. 9). Southeast Missouri made 21-of-26 free throws in the second half alone. Nine players went to the free throw line for SEMO. Eric Reed, Jr. and Manny Patterson each made a perfect 7-of-7 free throws to lead the way.

### First Career Starts

Freshmen Phillip Russell and Sam Thompson made their first career starts at Missouri State (Nov. 9). Russell had three points, three rebounds and two assists in 25 minutes at point guard, while Thompson scored five points in 10 minutes of action.

### Second Half Manny

Forward Manny Patterson scored 11 points and added a team-high seven rebounds, all in the second half against Missouri State (Nov. 9). Patterson scored seven of those points at the free throw line where he did not miss

(7-of-7). It was the fourth time he finished with double-digit points in his career.

### Season 115

The Redhawks are in their 115th season of basketball. This year is Southeast Missouri's 31st as an NCAA Division I program. The Redhawks are 359-530 since joining the Division I ranks in 1991-92. SEMO has a total of eight winning seasons as an NCAA Division I program with its last coming in 2013-14 (18-14).

### Mr. Experience

Guard Nygal Russell is Southeast Missouri's most experienced player on this year's roster. Russell has played in a total of 99 games and logged 33 starts in his career. He is in his fourth year with the Redhawks and averages 5.4 points and 3.4 rebounds per game for his career.

### Redhawks Tabbed Fourth in OVC Preseason Poll

Southeast Missouri, after being picked to finish no higher than ninth in the Ohio Valley Conference Preseason Poll each of the last five seasons, was selected fourth in 2021-22. The Redhawks tallied 101 points in the overall voting by OVC Head Basketball Coaches and Communication Directors. The Redhawks achieved their highest OVC preseason ranking in seven years. SEMO was selected third overall (second in the West) ahead of the 2014-15 campaign when the conference was split in divisions. Belmont is this year's preseason favorite after garnering 161 points and all but three of the first-place votes. Morehead State, which represented the OVC in the NCAA Tournament last season, collected 141 points and three first-place nods, while Murray State (136 pts.) took third. Tennessee State (84 pts.), Austin Peay (76 pts.), SIU Edwardsville (65 pts.), Tennessee Tech (62 pts.), Eastern Illinois (43 pts.) and UT Martin (34 pts.) complete the 10-team preseason poll.

### Harris Garners OVC Preseason Honors

Guard Chris Harris earned Preseason All-Ohio Valley Conference honors for the first time in his career. Harris returns as the team's top scorer. One of five returning starters, Harris averaged 12.3 points per game in 26 starts a

year ago. He led the Redhawks in assists (88) and minutes played (30.2 per game), while ranking fourth in steals (25), third in 3-point field goals made (38) and second in free throw percentage (.735). Harris scored double figures in 18 of his starts. Belmont guard Grayson Murphy and Morehead State forward Johni Broome shared the OVC Preseason Player of the Year honor.

### Big Step Forward

In Brad Korn's first season as head coach in 2020-21, Southeast Missouri made the Ohio Valley Conference Tournament for the first time in four years. The Redhawks finished with an overall record of 11-16 and seventh in the league with a 9-11 mark. SEMO saw a +4 improvement in total wins and a +6 jump in OVC victories from the 2019-20 campaign. The Redhawks' nine conference wins matched their most in a season in 20 years.

### Roster Talk

Southeast Missouri's 14-man roster consists of players from eight different states (Missouri, Florida, Georgia, Illinois, Louisiana, Nebraska, Texas, Wisconsin). SEMO has 10 returning players, including all five of its starters from 2020-21. Four freshmen (Phillip Russell, Adam Larson, Chase Thompson, Sam Thompson) complete this year's roster.

### Top Scorers

Southeast Missouri brings back its top five scorers from last season in Chris Harris (12.3 ppg), Eric Reed, Jr. (11 ppg), Nana Akenten (9.3 ppg), DQ Nicholas (8.8 ppg) and Nolan Taylor (8.8 ppg). Reed, Jr. is the Redhawks top 3-point shooter after draining a team-high 61 in 27 games and 22 starts. He led the Ohio Valley Conference with a .459 (61-of-133) three-point field goal percentage.

### Welcome Back

St. Louis native Phillip Russell is back with Southeast Missouri this season. Russell initially signed with the Redhawks out of high school, but decommitted and went to Saint Louis University as a walk-on. He saw action in eight games off the bench and averaged 2.1 points per contest with the Billikens. Prior to that, he helped lead Vashon High School to a state title. Russell will make his first career start as SEMO's point guard at Missouri State Tuesday.



## 2021-22 SOUTHEAST MISSOURI BASKETBALL NOTES

### AUSTIN PEAY // JAN. 1

#### 2021-22 Schedule

A 31-game schedule with 14 matchups at the Show Me Center is in store for the Southeast Missouri men's basketball team this 2021-22 season. SEMO tips off its season against in-state foe Missouri State on Nov. 3. This year marks the 147th meeting between the schools. The Redhawks non-conference home slate features games against Youngstown State (Nov. 13), Arkansas State (Nov. 19), Missouri Baptist (Nov. 23), Webster University (Dec. 4) and Evansville (Dec. 8). SEMO will travel to San Antonio, Texas for a tournament at Incarnate Word University over Thanksgiving weekend. The Redhawks face Portland (Nov. 26), host Incarnate Word (Nov. 27) and Montana State (Nov. 28) as part of the four-team event. The Redhawks close out non-league action on a four-game road stretch with trips to Purdue Fort Wayne (Dec. 11), Southern Illinois (Sept. 15), Pepperdine (Dec. 18) and California Baptist (Dec. 21). Longtime rivals SEMO and SIU hook up for the 118th time on the hardwood. SEMO remains on the road for the start of Ohio Valley Conference play which begins with a visit to rival Murray State (Dec. 30). Two days later, Austin Peay (Jan. 1) comes to Cape Girardeau for the Redhawks OVC home-opener on New Year's Day. The Redhawks also host Tennessee Tech (Jan. 13), Tennessee State (Jan. 20), Morehead State (Jan. 27), SIU Edwardsville (Jan. 29), Eastern Illinois (Feb. 5), Belmont (Feb. 12), UT Martin (Feb. 24) and Murray State (Feb. 26) in home OVC play. Trips to Belmont (Jan. 6), Tennessee State (Jan. 8), SIU Edwardsville (Jan. 15), Eastern Illinois (Jan. 22), UT Martin (Feb. 3), Austin Peay (Feb. 10), Tennessee Tech (Feb. 17) and Morehead State (Feb. 19) complete SEMO's 18-game conference schedule. The 2022 OVC Tournament will be held at the Ford Center in Evansville, Indiana on Mar. 2-5. This is the fifth-straight year the tournament will be played in that venue.

#### Home Game vs. Morehead State will Air on ESPNU

Southeast Missouri's home game against Morehead State will air on ESPNU as part of the 2021-22 ESPN Basketball Television Package. That matchup is set for Thursday, January 27. Tip-off is set for 7 p.m., CT at the Show Me Center. This year's slate of Conference basketball games across ESPN networks includes nine total men's basketball games (six regular season contests and three OVC Tournament games) that will appear on one of the linear networks during the season. Four of the regular season matchups and the OVC Tournament semifinals will air on ESPNU, two games will be televised on ESPNNews and the OVC Tournament championship game will air on ESPN2.





## 2021-22 SOUTHEAST MISSOURI BASKETBALL NOTES

**AUSTIN PEAY // JAN. 1**

### Numerical

No.	Name	Pos.	Ht.	Wt.	Cl.	Hometown (High School/College)
1	Phillip Russell	G	5-10	165	Fr.	St. Louis, Mo. (Vashon/Saint Louis)
2	Chase Thompson	F	6-7	230	Fr.	Omaha, Neb. (Westside/Western Nebraska CC)
3	Eric Reed, Jr.	G	6-2	190	Jr.	Baton Rouge, La. (University Laboratory/Howard College)
4	Adam Larson	F	6-9	180	Fr.	Fennimore, Wis. (Fennimore)
5	Chris Harris	G	6-3	205	R-Jr.	Antioch, Ill. (Lake Forest Academy/John A. Logan College)
10	Manny Patterson	F	6-8	220	Sr.	Chicago, Ill. (Kenwood Academy/Green Bay)
11	DQ Nicholas	G	6-1	180	So.	Atlanta, Ga. (Scotland Prep School (Pa.))
13	Parker Long	G	6-2	175	So.	Sikeston, Mo. (Sikeston/Maryville University)
14	Nate Johnson	C	6-9	250	Jr.	Broward County, Fla. (American Heritage/Seminole State College)
20	Sam Thompson	F	6-10	250	Fr.	St. Charles, Mo. (Francis Howell)
21	Nana Akenten	G	6-6	215	R-Jr.	Bolingbrook, Ill. (Bolingbrook/Nebraska)
25	Nygal Russell	G	6-4	205	Jr.	Houston, Texas (ASPIRE Academy (Louisville, Ky.))
31	Nolan Taylor	F	6-7	260	Gr.	Keller, Texas (Keller/Cal Poly)
33	Dylan Branson	G	6-5	220	Fr.	St. Louis, Mo. (Mehlville)

### Alphabetical

No.	Name	Pos.	Ht.	Wt.	Cl.	Hometown (High School/College)
21	Nana Akenten	G	6-6	215	R-Jr.	Bolingbrook, Ill. (Bolingbrook/Nebraska)
33	Dylan Branson	G	6-5	220	Fr.	St. Louis, Mo. (Mehlville)
5	Chris Harris	G	6-3	205	R-Jr.	Antioch, Ill. (Lake Forest Academy/John A. Logan College)
14	Nate Johnson	C	6-9	250	Jr.	Broward County, Fla. (American Heritage/Seminole State College)
4	Adam Larson	F	6-9	180	Fr.	Fennimore, Wis. (Fennimore)
13	Parker Long	G	6-2	175	So.	Sikeston, Mo. (Sikeston/Maryville University)
11	DQ Nicholas	G	6-1	180	So.	Atlanta, Ga. (Scotland Prep School (Pa.))
10	Manny Patterson	F	6-8	220	Sr.	Chicago, Ill. (Kenwood Academy/Green Bay)
3	Eric Reed, Jr.	G	6-2	190	Jr.	Baton Rouge, La. (University Laboratory/Howard College)
25	Nygal Russell	G	6-4	205	Jr.	Houston, Texas (ASPIRE Academy (Louisville, Ky.))
1	Phillip Russell	G	5-10	165	Fr.	St. Louis, Mo. (Vashon/Saint Louis)
31	Nolan Taylor	F	6-7	260	Gr.	Keller, Texas (Keller/Cal Poly)
2	Chase Thompson	F	6-7	230	Fr.	Omaha, Neb. (Westside/Western Nebraska CC)
20	Sam Thompson	F	6-10	250	Fr.	St. Charles, Mo. (Francis Howell)

**Head Coach:** Brad Korn, Second Year (Southern Illinois, 2004)

**Assistant Coach:** Keith Pickens, Fourth Year (Missouri State, 2013)

**Assistant Coach:** Dustin Yoder, Second Year (Illinois, 2011)

**Assistant Coach:** Sam McMahon, Second Year (Delaware, 2008)

**Director of Operations:** LaDon Champagnie, First Year (Missouri Baptist, 2013)

**Graduate Assistant:** Collin Jasper

**Managers:** C.J. Frazier, Jr., Joshua Wolfe, Akeal Sanders-Slaughter

#### » Breakdown by Class

Total Squad Members.....	14
Graduates.....	1
Seniors.....	1
Juniors.....	5
Sophomores.....	2
Freshmen.....	5

#### » Geographical Breakdown

Florida.....	1
Georgia.....	1
Illinois.....	3
Louisiana.....	1
Missouri.....	4
Nebraska.....	1
Texas.....	2
Wisconsin.....	1

#### » Breakdown by Position

Guard.....	8
Forward.....	5
Center.....	1

#### » Pronunciation Guide

Nana Akenten..	na-nuh uh-ken-ten
Nygal Russell.....	nye-juhl





# 2021-22 SOUTHEAST MISSOURI BASKETBALL NOTES

AUSTIN PEAY // JAN. 1



**1** | **Phillip Russell**  
G / 5-10 / 165 / Fr.  
St. Louis, Mo.



**2** | **Chase Thompson**  
F / 6-7 / 230 / Fr.  
Omaha, Neb.




**3** | **Eric Reed, Jr.**  
G / 6-2 / 190 / Jr.  
Baton Rouge, La.



**4** | **Adam Larson**  
F / 6-9 / 180 / Fr.  
Fennimore, Wis.



**5** | **Chris Harris**  
G / 6-3 / 205 / R-Jr.  
Antioch, Ill.



**10** | **Manny Patterson**  
F / 6-8 / 220 / Sr.  
Chicago, Ill.



**11** | **DQ Nicholas**  
G / 6-1 / 180 / So.  
Atlanta, Ga.



**13** | **Parker Long**  
G / 6-2 / 175 / So.  
Sikeston, Mo.



**14** | **Nate Johnson**  
C / 6-9 / 250 / Jr.  
Broward County, Fla.



**20** | **Sam Thompson**  
F / 6-10 / 250 / Fr.  
St. Charles, Mo.



**21** | **Nana Akenten**  
G / 6-6 / 215 / R-Jr.  
Bolingbrook, Ill.



**25** | **Nygal Russell**  
G / 6-4 / 205 / Jr.  
Houston, Texas



**31** | **Nolan Taylor**  
F / 6-7 / 260 / Gr.  
Keller, Texas



**33** | **Dylan Branson**  
G / 6-5 / 220 / Fr.  
St. Louis, Mo.



**Brad Korn**  
Head Coach  
Second Year



**Keith Pickens**  
Assistant Coach  
Fourth Year



**Dustin Yoder**  
Assistant Coach  
Second Year



**Sam McMahon**  
Assistant Coach  
Second Year



**LaDon Champagnie**  
Director of Operations  
First Year



**Collin Jasper**  
Graduate Assistant  
Second Year



## BRAD KORN

### HEAD COACH

**B**rad Korn began his first head coaching job at Southeast Missouri in the middle of a global COVID-19 pandemic.

Throughout all the challenges and uncertainties during an unprecedented 2020-21 campaign, Korn led his first SEMO team to an overall record of 11-16 and seventh-place finish in the Ohio Valley Conference.

The Redhawks made the OVC Tournament for the first time since 2016-17 and saw a +4 improvement in total wins and a +6 jump in OVC victories from the year before. SEMO's nine (9-11) conference victories matched the program's most in a season in 20 years.

Statistically, SEMO ranked among the top five in the OVC in 3-point field goal percentage (5th, .352), rebounding margin

(5th, +2.2), defensive rebounds (5th, 25.6 per game) and defensive rebound percentage (1st, .764).

Korn was officially introduced as SEMO's head coach on Mar. 23, 2020. He is the seventh head coach in SEMO's NCAA Division I era (since 1991-92).

Prior to arriving in Cape Girardeau, Korn spent five years at Big 12 Conference member Kansas State working the four seasons as an assistant coach and one as the program's Director of Operations.

In his final four years back at K-State after returning following a three-year stint at Missouri State (2013-16), Korn helped the Wildcats to 82 wins and three-straight NCAA Tournament appearances. K-State posted back-to-back 25-win campaigns

for the first time in school history (2017-18, 2018-19).

During his first year back in 2016-17, the squad won 21 games, including eight over teams that advanced to the postseason, and knocked off Wake Forest in the NCAA First Four before losing to #18 Cincinnati in the NCAA South Regional First Round.

Working primarily with the post players, Korn was a big influence on the development of two-time All-Big 12 First Team selection Dean Wade, who became the fourth Wildcat to earn All-Big 12 First-Team honors in 2018 and just the second to do so in back-to-back seasons. Wade is one of just three players to rank in the school's Top 10 in both career scoring (1,510) and rebounding (685). He was instrumental in

the progress of Makol Mawien, who has started all 103 games in his K-State career and emerged as one of the top big men in the Big 12.

Korn was also key in the growth of All-Big 12 selections Wesley Iwundu and D.J. Johnson during his first season as an assistant coach in 2016-17. Iwundu, who was twice named Third Team All-Big 12, became the first Wildcat since 2008 to be taken in the NBA Draft when he was selected with 33rd overall pick by the Orlando Magic. Johnson, an honorable mention all-league selection, broke the career field goal percentage record at 59.5 percent, while setting the single-season mark for the second consecutive season at 62.3 percent in 2016-17.

Korn spent one season





on Bruce Weber's inaugural staff at K-State as Director of Operations in 2012-13, helping the Wildcats to a 27-8 overall record and their first-ever Big 12 regular-season title. It was the school's first conference title since 1977, while the 27 wins rated second-most in school history.

Overall, he has 15 years of Division I experience, which includes time at his alma mater – Southern Illinois (2004-12). Korn has extensive ties to Weber after playing his first four years (1999-2003) for him at Southern Illinois. He redshirted in 1999-2000 before playing the next three years for Weber. He concluded his playing career for (current Purdue head coach) Matt Painter in 2003-04 before

spending the next eight years (2004-12) at SIU as an assistant for then-Saluki head coach and current K-State associate head coach Chris Lowery.

Korn returned to Manhattan in May 2016 after three seasons at Missouri State, where he served as an assistant coach to then-head coach Paul Lusk from 2013-16. At MSU, he helped the Bears to 44 wins, including a 20 -win season and a trip to the CollegeInsider.com Tournament in 2013-14.

Korn helped mentor a number of All-Missouri Valley honorees during his stay at Missouri State, including 2014 All-MVC Second-Team selection Jarmar Gulley and 2016 MVC Newcomer of the Year Dequon Miller. In addition, he coached three MVC

All-Freshman Team honorees in Austin Ruder in 2014 and Obediah Church and Jarred Dixon in 2016 as well as two Most Improved Team members (Dorrian Williams in 2015 and Chris Kendrix in 2016).

Prior to his first stint at K-State, Korn spent eight years (2004-12) at Southern Illinois, including his final six years as a full-time assistant under Lowery. He helped the Salukis post a 145-116 (.556) overall record with four postseason appearances, two Missouri Valley Conference championships and one State Farm Missouri Valley Conference Tournament title. The squad won 20 or more games and advanced to the NCAA Tournament on three occasions (2005, 2006, 2007) during his tenure as an assistant coach, including a 2007 trip to the Sweet 16. He was a graduate assistant at SIU his first two years before being elevated to a full-time assistant coach on Jan. 31, 2006.

A native of Plano, Illinois, Korn helped the Salukis through one of their greatest periods of success from 1999 to 2004. The squad went from 16 wins his redshirt-freshman season to three consecutive NCAA Tournament appearances under Weber and Painter. He was also a part of three Missouri Valley regular season championships as a player.

The 6-foot-9 forward saw action in 121 games in his career, averaging 5.2 points and 2.3 rebounds in 14.5 minutes per game. As a senior, he averaged

9.7 points on 41 percent shooting with four rebounds and 1.9 assists in helping SIU to 25 wins and a 17-1 mark in MVC play. He was named to the league's Most Improved Team.

Korn earned a bachelor's degree in Marketing from Southern Illinois in 2004 and his master's degree in Administrative Studies from Missouri State in 2016. He resides in Cape Girardeau with his wife, Kristin, and daughters Brielyn and Ashtyn.





## 2021-22 SOUTHEAST MISSOURI BASKETBALL NOTES

**AUSTIN PEAY // JAN. 1**



### ■ The Korn File

**Experience:**

17th Year (Second at SEMO)

**Hometown:**

Plano, Ill.

**Birthdate:**

August 22, 1981

**Alma Mater:**

Southern Illinois, 2004

**Education:**

BB.A. Marketing (Southern Illinois)

Master's Administrative Studies (Missouri State)

**Date Hired:**

March 23, 2020

**Family:**

Wife - Kristin

Children - Brielyn, Ashtyn

**Playing Experience:**

Southern Illinois, 1999-04

**Coaching Experience:**

Southern Illinois, Graduate Asst., 2004-06

Southern Illinois, Assistant Coach, 2006-12

Kansas State, Dir. of Operations, 2012-13

Missouri State, Assistant Coach, 2013-16

Kansas State, Assistant Coach, 2016-20

Southeast Missouri, 2020-pr.

### Korn Year-by-Year Records

Year	School	Assignment	Record	Conference/Finish	Postseason
2004-05	Southern Illinois	Graduate Assistant	27-8	15-3/1st	NCAA Second Round
2005-06	Southern Illinois	Graduate Assistant	22-11	12-6/2nd	NCAA First Round
2006-07	Southern Illinois	Assistant Coach	29-7	15-3/1st	NCAA Sweet 16
2007-08	Southern Illinois	Assistant Coach	18-15	11-7/3rd	NIT Second Round
2008-09	Southern Illinois	Assistant Coach	13-18	8-10/5th	-
2009-10	Southern Illinois	Assistant Coach	15-15	6-12/9th	-
2010-11	Southern Illinois	Assistant Coach	13-19	5-13/8th	-
2011-12	Southern Illinois	Assistant Coach	8-23	5-13/9th	-
2012-13	Kansas State	Director of Operations	27-8	14-4/1st	NCAA Second Round
2013-14	Missouri State	Assistant Coach	20-13	9-9/4th	CollegeInsider.com Tourn. (CIT)
2014-15	Missouri State	Assistant Coach	11-20	5-13/8th	-
2015-16	Missouri State	Assistant Coach	13-19	8-10/7th	-
2016-17	Kansas State	Assistant Coach	21-14	8-10/6th	NCAA First Round
2017-18	Kansas State	Assistant Coach	25-12	10-8/4th	NCAA Elite Eight
2018-19	Kansas State	Assistant Coach	25-9	14-4/1st	NCAA First Round
2019-20	Kansas State	Assistant Coach	11-21	3-15/10th	-
2020-21	Southeast Missouri	Head Coach	11-16	9-11/7th	-
2021-22	Southeast Missouri	Head Coach	5-9	0-1	-

**Overall Record:** 16-25

Record at Southeast Missouri, 16-25, 9-12 Ohio Valley Conference (2 years)

Record as a College Assistant: 222-205

Record as a Graduate Assistant: 49-19





## 2021-22 Statistics

RECORD:	OVERALL	HOME	AWAY	NEUTRAL
ALL GAMES	5-9	3-2	2-5	0-2
CONFERENCE	0-1	0-0	0-1	0-0
NON-CONFERENCE	5-8	3-2	2-4	0-2

#	Player	gp-gs	min	avg	Total		3-Point		F-Throw		Rebounds				pf	dq	a	to	blk	stl	pts	avg
					fg-fga	fg%	3fg-fga	3fg%	ft-fa	ft%	off	def	tot	avg								
03	REED, JR., Eric	13-13	413	31.8	65-155	.419	28-83	.337	33-44	.750	6	25	31	2.4	29	0	16	24	1	13	191	14.7
01	RUSSELL, Phillip	14-14	429	30.6	65-144	.451	28-69	.406	47-64	.734	14	21	35	2.5	35	1	37	29	1	17	205	14.6
05	HARRIS, Chris	14-6	380	27.1	52-123	.423	15-48	.313	44-55	.800	2	41	43	3.1	26	0	41	39	2	11	163	11.6
25	RUSSELL, Nygal	13-10	336	25.8	36-83	.434	14-41	.341	16-18	.889	16	75	91	7.0	33	1	23	18	5	11	102	7.8
11	NICHOLAS, DQ	11-3	237	21.5	33-63	.524	4-13	.308	16-18	.889	7	24	31	2.8	18	0	14	10	2	6	86	7.8
20	THOMPSON, Sam	6-5	101	16.8	14-26	.538	0-0	.000	5-9	.556	7	8	15	2.5	10	0	1	3	2	2	33	5.5
10	PATTERSON, Manny	14-9	193	13.8	24-51	.471	0-0	.000	25-30	.833	25	34	59	4.2	33	0	4	21	2	4	73	5.2
14	JOHNSON, Nate	11-0	111	10.1	24-35	.686	0-0	.000	6-12	.500	8	9	17	1.5	22	0	2	12	4	3	54	4.9
21	AKENTEN, Nana	13-3	238	18.3	21-82	.256	10-47	.213	6-12	.500	13	48	61	4.7	32	0	6	5	10	8	58	4.5
13	LONG, Parker	4-0	26	6.5	4-8	.500	3-6	.500	1-2	.500	1	3	4	1.0	1	0	0	1	1	2	12	3.0
33	BRANSON, Dylan	14-7	260	18.6	12-32	.375	5-18	.278	2-5	.400	5	37	42	3.0	30	1	18	16	3	6	31	2.2
02	THOMPSON, Chase	11-0	76	6.9	4-21	.190	3-15	.200	2-4	.500	2	9	11	1.0	15	0	3	3	2	2	13	1.2
Team											14	11	25				2					
Total.....		14	2800		354-823	.430	110-340	.324	203-273	.744	120	345	465	33.2	284	3	165	183	35	85	1021	72.9
Opponents.....		14	2800		374-817	.458	117-315	.371	254-334	.760	139	386	525	37.5	253	-	205	183	39	81	1119	79.9

TEAM STATISTICS	SEMO	OPP	Date	Opponent	Score	Att.
SCORING	1021	1119	11-09-21	at Missouri St.	w 99-94	4190
Points per game	72.9	79.9	11-13-21	YOUNGSTOWN STATE	L 79-97	1280
Scoring margin	-7.0	-	11-19-21	ARKANSAS STATE	L 60-72	1145
FIELD GOALS-ATT	354-823	374-817	11-22-21	MISSOURI BAPTIST	w 71-63	789
Field goal pct	.430	.458	! 11-26-21	at Incarnate Word	w 79-76	0
3 POINT FG-ATT	110-340	117-315	! 11-27-21	vs Portland	L 68-74	100
3-point FG pct	.324	.371	! 11-28-21	vs Montana St.	L 68-75	0
3-pt FG made per game	7.9	8.4	12-04-21	WEBSTER UNIVERSITY	w 76-64	672
FREE THROWS-ATT	203-273	254-334	12-08-21	EVANSVILLE	w 75-73	690
Free throw pct	.744	.760	12-11-21	at Purdue Fort Wayne	L 65-78	1073
F-Throws made per game	14.5	18.1	12-15-21	at Southern Ill.	L 55-80	4030
REBOUNDS	465	525	12-18-21	at Pepperdine	L 77-83	437
Rebounds per game	33.2	37.5	12-21-21	at California Baptist	L 68-84	2220
Rebounding margin	-4.3	-	* 12-30-21	at Murray St.	L 81-106	3630
ASSISTS	165	205	* 01-01-22	AUSTIN PEAY	4 p.m.	
Assists per game	11.8	14.6				
TURNOVERS	183	183				
Turnovers per game	13.1	13.1				
Turnover margin	+0.0	-				
Assist/turnover ratio	0.9	1.1				
STEALS	85	81				
Steals per game	6.1	5.8				
BLOCKS	35	39				
Blocks per game	2.5	2.8				
ATTENDANCE	4576	15680				
Home games-Avg/Game	5-915	7-2226				
Neutral site-Avg/Game	-	2-50				

Score by Periods	1st	2nd	Totals
Southeast Missouri	474	547	1021
Opponents	523	596	1119

\* = Conference game

! = Incarnate Word Thanksgiving Invitational (San Antonio, Texas)





## 2021-22 SOUTHEAST MISSOURI BASKETBALL NOTES

**AUSTIN PEAY // JAN. 1**

### Comparison Game-by-Game (SEMO/Opponent)

Opponent	1st	2nd	Score	Mar	Total FG	FG Pct	3-Pointers	3FG Pct	Free Throws	FT Pct	Rebounds (Mar)	Assist	T/Over	Block	Steal	Fouls
Missouri State	45/41	54/53	99-94	+5	32-56/31-60	.571/.517	8-19/7-26	.421/.269	27-34/25-35	.794/.714	33/30 +3	10/13	11/7	2/1	6/6	26/22
Youngstown State	39/37	40/60	79-97	(18)	23-57/31-63	.404/.492	8-24/7-20	.333/.350	25-35/28-36	.714/.778	33/42 (9)	11/13	10/7	4/1	3/3	29/27
Arkansas State	33/39	27/33	60-72	(12)	21-58/26-59	.362/.441	5-19/8-19	.263/.421	13-19/12-14	.684/.857	32/45 (13)	11/15	12/14	2/4	7/6	15/18
Missouri Baptist	31/36	40/27	71-63	+8	22-54/22-58	.407/.379	8-25/4-14	.320/.286	19-22/15-20	.864/.750	35/38 (3)	13/14	20/19	5/1	11/9	19/20
Incarnate Word	34/39	45/37	79-76	+3	28-58/23-56	.483/.411	10-24/8-26	.417/.308	13-18/22-26	.722/.846	31/37 (6)	10/9	10/15	2/2	5/1	21/19
Portland	30/33	38/41	68-74	(6)	26-61/22-57	.426/.386	10-25/7-17	.400/.412	6-10/23-28	.600/.821	35/36 (1)	7/13	15/12	3/4	4/7	23/14
Montana State	31/27	37/48	68-75	(7)	23-59/22-55	.390/.400	6-22/7-23	.273/.304	16-19/24-33	.842/.727	38/39 (1)	12/11	17/17	2/5	8/8	29/18
Webster University	34/31	42/33	76-64	+12	28-67/21-57	.418/.368	6-32/6-13	.188/.462	14-21/16-24	.667/.667	41/43 (2)	14/10	8/16	7/1	9/4	18/19
Evansville	40/38	35/35	75-73	+2	28-54/26-65	.519/.400	7-16/11-37	.438/.297	12-13/10-14	.923/.714	37/31 +6	15/18	10/4	1/4	2/4	14/15
Purdue Fort Wayne	30/36	35/42	65-78	(13)	24-54/27-49	.444/.551	5-20/9-21	.250/.429	12-18/15-19	.667/.789	25/29 (4)	10/13	12/16	1/2	6/3	20/19
Southern Illinois	23/29	32/51	55-80	(25)	22-59/28-47	.373/.596	8-24/12-20	.333/.600	3-4/12-14	.750/.857	26/30 (4)	9/19	14/13	3/3	7/9	13/9
Pepperdine	30/35	47/48	77-83	(6)	30-57/29-65	.526/.446	10-26/8-23	.385/.348	7-10/17-21	.700/.810	29/39 (10)	17/19	21/16	0/1	7/8	19/13
California Baptist	34/43	34/41	68-84	(16)	22-64/30-62	.344/.484	7-29/12-33	.241/.364	17-27/12-20	.630/.600	35/45 (10)	11/22	8/13	1/5	6/4	19/21
Murray State	40/59	41/47	81-106	(25)	25-65/36-64	.385/.536	12-35/11-23	.343/.478	19-23/23-30	.826/.767	34/40 (6)	15/16	15/14	2/5	4/9	19/19
Austin Peay																
Belmont																
Tennessee State																
Tennessee Tech																
SIU Edwardsville																
Tennessee State																
Eastern Illinois																
Morehead State																
SIU Edwardsville																
UT Martin																
Eastern Illinois																
Austin Peay																
Belmont																
Tennessee Tech																
Morehead State																
UT Martin																
Murray State																

### Points in the Paint, Second Chance Points, Points Off Turnovers, Fastbreak Points, Bench Points

Opponent	W/L	POINTS IN THE PAINT		2ND CHANCE POINTS		POINTS OFF TURNOVERS		FAST BREAK POINTS		BENCH POINTS	
		SEMO	OPP	SEMO	OPP	SEMO	OPP	SEMO	OPP	SEMO	OPP
Missouri State	W	34	46	7	10	10	10	7	4	38	16
Youngstown State	L	24	36	13	20	12	7	2	2	41	11
Arkansas State	L	28	30	13	16	16	7	4	4	14	19
Missouri Baptist	W	22	22	13	10	23	14	6	4	33	18
Incarnate Word	W	32	18	6	7	22	9	11	7	37	17
Portland	L	28	24	13	8	7	18	8	15	27	10
Montana State	L	24	28	7	15	15	19	19	14	32	9
Webster University	W	40	24	16	18	23	12	6	2	21	10
Evansville	W	36	24	5	10	2	2	4	0	9	19
Purdue Fort Wayne	L	36	28	5	9	13	16	10	5	12	19
Southern Illinois	L	18	32	11	6	7	13	4	9	13	22
Pepperdine	L	30	36	4	19	15	27	6	12	25	28
California Baptist	L	26	30	3	11	13	10	12	5	26	15
Murray State	L	22	46	10	12	19	25	14	24	30	32
Austin Peay											
Belmont											
Tennessee State											
Tennessee Tech											
SIU Edwardsville											
Tennessee State											
Eastern Illinois											
Morehead State											
SIU Edwardsville											
UT Martin											
Eastern Illinois											
Austin Peay											
Belmont											
Tennessee Tech											
Morehead State											
UT Martin											
Murray State											

# 2021-22 SOUTHEAST MISSOURI BASKETBALL NOTES

AUSTIN PEAY // JAN. 1



## Game-by-Game Leaders

Opponent	W/L	Score	Points	Rebounds	Assists	Blocks	Steals
Missouri State	W	99-94	Reed, Jr. - 21	Patterson - 7	Harris - 4	Akenten, Nicholas - 1	Reed, Jr. - 2
Youngstown State	L	79-97	Reed, Jr., Nicholas - 17	N. Russell - 11	Harris - 4	Akenten - 2	Harris - 2
Arkansas State	L	60-72	Reed, Jr. - 13	N. Russell - 9	Reed, Jr. - 3	S. Thompson, Akenten - 1	Akenten, Reed, Jr. - 3
Missouri Baptist	W	71-63	P. Russell - 18	Patterson - 7	Harris - 5	Akenten - 3	P. Russell, N. Russell - 4
Incarnate Word	W	79-76	Reed, Jr. - 23	Patterson, N. Russell, Akenten - 5	Harris - 4	Johnson - 2	Reed, Jr., Johnson - 2
Portland	L	68-74	P. Russell - 19	Akenten - 9	P. Russell - 4	Patterson, Johnson Akenten - 1	Akenten - 2
Montana State	L	68-75	P. Russell - 21	Akenten - 10	P. Russell, Harris - 3	P. Russell, C. Thompson - 1	Harris, Nicholas - 2
Webster University	W	76-64	Reed, Jr. - 26	Patterson - 9	P. Russell, Reed, Jr. - 4	Harris - 2	Johnson - 3
Evansville	W	75-73	P. Russell - 24	N. Russell - 15	P. Russell, Harris - 4	C. Thompson - 1	P. Russell - 2
Purdue Fort Wayne	L	65-78	P. Russell - 17	Harris - 6	Harris - 3	Akenten - 1	P. Russell - 2
Southern Illinois	L	55-80	Harris - 12	N. Russell - 7	P. Russell, N. Russell - 3	N. Russell, Akenten, Branson - 1	Reed, Jr., Harris - 2
Pepperdine	L	77-83	P. Russell - 25	N. Russell - 10	Harris - 6	-	P. Russell - 4
California Baptist	L	68-84	P. Russell - 17	N. Russell - 7	Reed, Jr., Harris - 3	N. Russell - 1	S. Thompson - 2
Murray State	L	81-106	Reed, Jr. - 20	Akenten, Branson - 6	P. Russell - 6	S. Thompson, N. Russell - 1	Four tied with - 1
Austin Peay							
Belmont							
Tennessee State							
Tennessee Tech							
SIU Edwardsville							
Tennessee State							
Eastern Illinois							
Morehead State							
SIU Edwardsville							
UT Martin							
Eastern Illinois							
Austin Peay							
Belmont							
Tennessee Tech							
Morehead State							
UT Martin							
Murray State							

## Game-by-Game Starters

Opponent	W/L	Score	Guard	Guard	Guard	Guard/Forward	Forward	First Man Off the Bench
Missouri State	W	99-94	P. Russell	Reed, Jr.	Harris	Akenten	S. Thompson	Patterson, 11 pts., 7 reb., 18 min.
Youngstown State	L	79-97	P. Russell	Reed, Jr.	Harris	Akenten	S. Thompson	Patterson, 6 pts., 3 reb., 16 min.
Arkansas State	L	60-72	P. Russell	Reed, Jr.	Nicholas	Akenten	S. Thompson	N. Russell, 2 pts., 9 reb., 24 min.
Missouri Baptist	W	71-63	P. Russell	Reed, Jr.	N. Russell	Branson	Patterson	Johnson, 3 min.
Incarnate Word	W	79-76	P. Russell	Reed, Jr.	N. Russell	Branson	Patterson	Harris, 13 pts., 3 reb., 4 assists, 26 min.
Portland	L	68-74	P. Russell	Reed, Jr.	N. Russell	Branson	Patterson	Johnson, 4 pts., 4 reb., 15 min.
Montana State	L	68-75	P. Russell	Reed, Jr.	N. Russell	Branson	Patterson	Johnson, 5 pts., 1 reb., 12 min.
Webster University	W	76-64	P. Russell	Reed, Jr.	Harris	N. Russell	Patterson	Johnson, 6 pts., 3 reb., 8 min.
Evansville	W	75-73	P. Russell	Nicholas	Harris	N. Russell	Patterson	Akenten, 7 pts., 4 reb., 25 min.
Purdue Fort Wayne	L	65-78	P. Russell	Reed, Jr.	Nicholas	Harris (G)	Patterson	Johnson, 4 pts., 3 reb., 14 min.
Southern Illinois	L	55-80	P. Russell	Reed, Jr.	Harris	N. Russell	Patterson	Nicholas, 5 pts., 11 min.
Pepperdine	L	77-83	P. Russell	Reed, Jr.	N. Russell	Branson	Patterson	Harris, 8 pts., 6 assists, 22 min.
California Baptist	L	68-84	P. Russell	Reed, Jr.	N. Russell	Branson	S. Thompson	Johnson - 8 pts., 1 reb., 9 min.
Murray State	L	81-106	P. Russell	Reed, Jr.	N. Russell	Branson	S. Thompson	Harris, 15 pts., 4 reb., 27 min.
Austin Peay								
Belmont								
Tennessee State								
Tennessee Tech								
SIU Edwardsville								
Tennessee State								
Eastern Illinois								
Morehead State								
SIU Edwardsville								
UT Martin								
Eastern Illinois								
Austin Peay								
Belmont								
Tennessee Tech								
Morehead State								
UT Martin								
Murray State								

## Starting Lineup Combinations

Record	Guard	Guard	Guard	Guard/Forward	Forward
1-1	P. Russell	Reed, Jr.	Harris	Akenten	S. Thompson
0-1	P. Russell	Reed, Jr.	Nicholas	Akenten	S. Thompson
2-3	P. Russell	Reed, Jr.	N. Russell	Branson	Patterson
1-1	P. Russell	Reed, Jr.	Harris	N. Russell	Patterson
1-0	P. Russell	Nicholas	Harris	N. Russell	Patterson
0-1	P. Russell	Reed, Jr.	Harris	Nicholas (G)	Patterson
0-2	P. Russell	Reed, Jr.	N. Russell	Branson	S. Thompson

OVC CHAMPIONS | 2000 NCAA TOURNAMENT | 2000



## 2021-22 SOUTHEAST MISSOURI BASKETBALL NOTES

**AUSTIN PEAY // JAN. 1**

	Score	FG-A	Pct.	3FG-A	Pct.	FT-A	Pct.	OFF	DEF	Total	E	A	TO	B	S
<b>Southeast Missouri</b>	<b>W, 99-94</b>	<b>32-56</b>	<b>.571</b>	<b>8-19</b>	<b>.421</b>	<b>27-34</b>	<b>.794</b>	<b>5</b>	<b>28</b>	<b>33</b>	<b>26</b>	<b>10</b>	<b>11</b>	<b>2</b>	<b>6</b>
Missouri State		31-60	.517	7-26	.269	25-35	.714	7	23	30	22	13	7	1	6
<b>Southeast Missouri</b>	<b>L, 79-97</b>	<b>23-57</b>	<b>.404</b>	<b>8-24</b>	<b>.333</b>	<b>25-35</b>	<b>.714</b>	<b>8</b>	<b>25</b>	<b>33</b>	<b>29</b>	<b>11</b>	<b>10</b>	<b>4</b>	<b>3</b>
Youngstown State		31-63	.492	7-20	.350	28-36	.778	12	30	42	27	13	7	1	3
<b>Southeast Missouri</b>	<b>L, 60-72</b>	<b>21-58</b>	<b>.362</b>	<b>5-19</b>	<b>.263</b>	<b>13-19</b>	<b>.684</b>	<b>13</b>	<b>19</b>	<b>32</b>	<b>15</b>	<b>11</b>	<b>12</b>	<b>2</b>	<b>7</b>
Arkansas State		26-59	.441	8-19	.421	12-14	.857	16	29	45	18	15	14	4	6
<b>Southeast Missouri</b>	<b>W, 71-63</b>	<b>22-54</b>	<b>.407</b>	<b>8-25</b>	<b>.320</b>	<b>19-22</b>	<b>.864</b>	<b>8</b>	<b>27</b>	<b>35</b>	<b>19</b>	<b>13</b>	<b>20</b>	<b>5</b>	<b>11</b>
Missouri Baptist		22-58	.379	4-14	.286	15-20	.750	12	26	38	20	14	19	1	9
<b>Southeast Missouri</b>	<b>W, 79-76</b>	<b>28-58</b>	<b>.483</b>	<b>10-24</b>	<b>.417</b>	<b>13-18</b>	<b>.722</b>	<b>8</b>	<b>23</b>	<b>31</b>	<b>21</b>	<b>10</b>	<b>10</b>	<b>2</b>	<b>5</b>
Incarinate Word		23-56	.411	8-26	.308	22-26	.846	11	26	37	19	9	15	2	1
<b>Southeast Missouri</b>	<b>L, 68-74</b>	<b>26-61</b>	<b>.426</b>	<b>10-25</b>	<b>.400</b>	<b>6-10</b>	<b>.600</b>	<b>8</b>	<b>27</b>	<b>35</b>	<b>23</b>	<b>7</b>	<b>15</b>	<b>3</b>	<b>4</b>
Portland		22-57	.386	7-17	.412	23-28	.821	9	27	36	14	13	12	4	7
<b>Southeast Missouri</b>	<b>L, 68-75</b>	<b>23-59</b>	<b>.390</b>	<b>6-22</b>	<b>.273</b>	<b>16-19</b>	<b>.842</b>	<b>8</b>	<b>30</b>	<b>38</b>	<b>29</b>	<b>12</b>	<b>17</b>	<b>2</b>	<b>8</b>
Montana State		22-55	.400	7-23	.304	24-33	.727	10	29	39	18	11	17	5	8
<b>Southeast Missouri</b>	<b>W, 76-64</b>	<b>28-67</b>	<b>.418</b>	<b>6-32</b>	<b>.188</b>	<b>14-21</b>	<b>.667</b>	<b>15</b>	<b>26</b>	<b>41</b>	<b>18</b>	<b>14</b>	<b>8</b>	<b>7</b>	<b>9</b>
Webster University		21-57	.368	6-13	.462	16-24	.667	14	29	43	19	10	16	1	4
<b>Southeast Missouri</b>	<b>W, 75-73</b>	<b>28-54</b>	<b>.519</b>	<b>7-16</b>	<b>.438</b>	<b>12-13</b>	<b>.923</b>	<b>4</b>	<b>33</b>	<b>37</b>	<b>14</b>	<b>15</b>	<b>10</b>	<b>1</b>	<b>2</b>
Evansville		26-65	.400	11-37	.297	10-14	.714	8	23	31	15	18	4	4	4
<b>Southeast Missouri</b>	<b>L, 65-78</b>	<b>24-54</b>	<b>.444</b>	<b>5-20</b>	<b>.250</b>	<b>12-18</b>	<b>.667</b>	<b>5</b>	<b>20</b>	<b>25</b>	<b>20</b>	<b>10</b>	<b>12</b>	<b>1</b>	<b>6</b>
Purdue Fort Wayne		27-49	.551	9-21	.429	15-19	.789	4	25	29	19	13	16	2	3
<b>Southeast Missouri</b>	<b>L, 55-80</b>	<b>22-59</b>	<b>.373</b>	<b>8-24</b>	<b>.333</b>	<b>3-4</b>	<b>.750</b>	<b>11</b>	<b>15</b>	<b>26</b>	<b>13</b>	<b>9</b>	<b>14</b>	<b>3</b>	<b>7</b>
Southern Illinois		28-47	.596	12-20	.600	12-14	.857	3	27	30	9	19	13	3	9
<b>Southeast Missouri</b>	<b>L, 77-83</b>	<b>30-57</b>	<b>.526</b>	<b>10-26</b>	<b>.385</b>	<b>7-10</b>	<b>.700</b>	<b>5</b>	<b>24</b>	<b>29</b>	<b>19</b>	<b>17</b>	<b>21</b>	<b>0</b>	<b>7</b>
Pepperdine		29-65	.446	8-23	.348	17-21	.810	15	24	39	13	19	16	1	8
<b>Southeast Missouri</b>	<b>L, 68-84</b>	<b>22-64</b>	<b>.344</b>	<b>7-29</b>	<b>.241</b>	<b>17-27</b>	<b>.630</b>	<b>9</b>	<b>26</b>	<b>35</b>	<b>19</b>	<b>11</b>	<b>8</b>	<b>1</b>	<b>6</b>
California Baptist		30-62	.484	12-33	.364	12-20	.600	8	37	45	21	22	13	5	4
<b>Southeast Missouri</b>	<b>L, 81-106</b>	<b>25-65</b>	<b>.385</b>	<b>12-35</b>	<b>.343</b>	<b>19-23</b>	<b>.826</b>	<b>13</b>	<b>21</b>	<b>34</b>	<b>19</b>	<b>15</b>	<b>15</b>	<b>2</b>	<b>4</b>
Murray State		36-64	.563	11-23	.478	23-30	.767	10	30	40	19	16	14	5	9
<b>Southeast Missouri</b>															
Austin Peay															
<b>Southeast Missouri</b>															
Belmont															
<b>Southeast Missouri</b>															
Tennessee State															
<b>Southeast Missouri</b>															
Tennessee Tech															
<b>Southeast Missouri</b>															
SIU Edwardsville															
<b>Southeast Missouri</b>															
Tennessee State															
<b>Southeast Missouri</b>															
Eastern Illinois															
<b>Southeast Missouri</b>															
Morehead State															
<b>Southeast Missouri</b>															
SIU Edwardsville															
<b>Southeast Missouri</b>															
UT Martin															
<b>Southeast Missouri</b>															
Eastern Illinois															
<b>Southeast Missouri</b>															
Austin Peay															
<b>Southeast Missouri</b>															
Belmont															
<b>Southeast Missouri</b>															
Tennessee Tech															
<b>Southeast Missouri</b>															
Morehead State															
<b>Southeast Missouri</b>															
UT Martin															
<b>Southeast Missouri</b>															
Murray State															



## 2021-22 Game-by-Game Leaders Summary (# of Games)

### Points

Phillip Russell	7
Eric Reed, Jr.	6
DQ Nicholas	1
Chris Harris	1

### Rebounds

Nygal Russell	7
Manny Patterson	4
Nana Akenten	4
Chris Harris	1
Dylan Branson	1

### Assists

Chris Harris	9
Phillip Russell	6
Eric Reed, Jr.	3
Nygal Russell	1

### Blocks

Nana Akenten	7
Nate Johnson	2
Chase Thompson	2
Sam Thompson	2
Nygal Russell	2
DQ Nicholas	1
Manny Patterson	1
Phillip Russell	1
Chris Harris	1

### Steals

Phillip Russell	5
Eric Reed, Jr.	3
Chris Harris	3
Nana Akenten	2
DQ Nicholas	2
Nygal Russell	2
Dylan Branson	2
Parker Long	1
Nate Johnson	1
Sam Thompson	1

### Dunks (# for 2021-22 Season)

Nygal Russell	5
Nana Akenten	1
Nate Johnson	1
Chris Harris	1
Sam Thompson	1

### Games Played/Started

	2021-22	Career
Nygal Russell	13/10	99/34
DQ Nicholas	11/3	68/49
Chris Harris	14/6	42/32
Nana Akenten	13/3	40/27
Eric Reed, Jr.	13/13	40/35
Dylan Branson	14/7	41/15
Nate Johnson	11/0	36/0
Manny Patterson	14/9	36/21
Nolan Taylor	-	18/15
Parker Long	4/0	19/0
Phillip Russell	14/14	14/14
Chase Thompson	11/0	11/0
Sam Thompson	6/5	6/5

## Career Ledger

### Double-Digit Point Games

	2021-22	Career
Chris Harris	10	30
DQ Nicholas	3	24
Eric Reed, Jr.	10	23
Nygal Russell	4	17
Nana Akenten	2	13
Phillip Russell	12	12
Nolan Taylor	-	8
Manny Patterson	2	5
Nate Johnson	1	2
Dylan Branson	-	1
Sam Thompson	1	1

### Double-Digit Rebound Games

	2021-22	Career
Nygal Russell	3	4
Nana Akenten	1	3
DQ Nicholas	-	1

### 20+ Point Games

	2021-22	Career
Eric Reed, Jr.	4	7
DQ Nicholas	-	4
Phillip Russell	3	3
Chris Harris	-	2
Manny Patterson	-	1
Nygal Russell	-	1

### 8+ Rebound Games

	2021-22	Career
Nygal Russell	4	8
Nana Akenten	2	7
DQ Nicholas	-	4
Nolan Taylor	-	2
Manny Patterson	1	1

### 5+ Assist Games

	2021-22	Career
Chris Harris	2	10
DQ Nicholas	-	8
Nygal Russell	-	6
Nolan Taylor	-	1
Nana Akenten	-	1
Eric Reed, Jr.	-	1
Phillip Russell	1	1

### 3+ Steal Games

	2021-22	Career
Nygal Russell	1	5
DQ Nicholas	1	5
Nana Akenten	1	4
Jordan Love	-	3
Chris Harris	-	3
Eric Reed, Jr.	1	3
Phillip Russell	2	2

### Double-Doubles

	2021-22	Career
Nana Akenten	-	2
Nygal Russell	2	2

## SEMO's 2021-22 Record:

At Home	3-2
On the Road	2-5
At Neutral Sites	0-2
In Ohio Valley Conference Games	0-1
In November	3-4
In December	2-5
In January	0-0
In February	0-0
In March	0-0
Leading at the Half	3-2
Trailing at the Half	2-7
Tied at the Half	0-0
In Overtime Games	0-0
The Redhawks Score First	2-4
In 1-4 Point Games	2-0
In 5-9 Point Games	2-3
In 10-14 Point Games	1-2
In 15+ Point Games	0-4
Leading with Five Minutes Left in Regulation	5-0
Trailing with Five Minutes Left in Regulation	0-9
Tied with Five Minutes Left in Regulation	0-0
Scoring Less than 50 Points	0-0
Scoring 50-59 Points	0-1
Scoring 60-69 Points	0-5
Scoring 70-79 Points	4-2
Scoring 80-89 Points	0-1
Scoring 90-99 Points	1-0
Scoring 100 or more Points	0-0
Giving up Less Than 50 Points	0-0
Giving up 50-59 Points	0-0
Giving up 60-69 Points	2-0
Giving up 70-79 Points	2-4
Giving up 80-89 Points	0-3
Giving up 90-99 Points	1-1
Giving up 100 or more Points	0-1
Shooting 50% or Better from the Field	2-1
Shooting Less Than 50% from the Field	3-8
Opponent Shoots 50% or Better from the Field	1-3
Opponent Shoots Less Than 50% from the Field	4-6
Outshooting Opponent	5-2
Outshot by Opponent	0-7
Field Goal Percentage is Tied	0-0
Shooting 50% or Better from 3-Point Range	0-0
Shooting Less Than 50% from 3-Point Range	5-9
Opponent Shoots 50% or Better from 3-Point Range	0-1
Opponent Shoots Less Than 50% from 3-Point Range	5-8
Shooting 50% or Better from the Free Throw Line	5-9
Shooting Less Than 50% from the Free Throw Line	0-0
Opponent Shoots 50% or Better from the Free Throw Line	5-9
Opponent Shoots Less Than 50% from the Free Throw Line	0-0
Shooting More Free Throws Than Opponent	0-1
Shooting Less Free Throws Than Opponent	5-8
Free Throws are Tied	0-0
SEMO's Starters Outscore Opponent's Starters	2-0
Opponent's Starters Outscore SEMO's Starters	3-9
Starter Scoring is Tied	0-0
Bench Outscores Opponent	4-5
Opponent Bench Outscores Southeast	1-4
Bench Scoring is Tied	0-0
Bench Contributes Double Figures in Points	4-9
No Redhawk Players Score Double Figures	0-0
Two Redhawk Players Score Double Figures	0-2
3+ Redhawk Players Score Double Figures	5-7
Outrebounding an Opponent	2-0
Opponent Outrebounds SEMO	3-9
Rebounds are Tied	0-0
Getting 10+ Assists	5-7
Getting 10+ Steals	1-0
Getting 5+ Blocks	2-0
Forcing more Turnovers than Opponent	2-3
Committing more Turnovers than Opponent	3-5
Turnovers are Tied	0-1



## 2021-22 SOUTHEAST MISSOURI BASKETBALL NOTES

**AUSTIN PEAY // JAN. 1**

### 2021-22 OVC Statistics

RECORD:	OVERALL	HOME	AWAY	NEUTRAL
ALL GAMES	0-1	0-0	0-1	0-0
CONFERENCE	0-1	0-0	0-1	0-0
NON-CONFERENCE	0-0	0-0	0-0	0-0

#	Player	gp-gs	min	avg	Total		3-Point		F-Throw		Rebounds				pf	dq	a	to	blk	stl	pts	avg
					fg-fga	fg%	3fg-fga	3fg%	ft-fa	ft%	off	def	tot	avg								
03	REED, JR., Eric	1-1	33	33.0	8-14	.571	4-9	.444	0-2	.000	1	1	2	2.0	1	0	0	3	0	0	20	20.0
05	HARRIS, Chris	1-0	27	27.0	4-8	.500	3-5	.600	4-4	1.000	0	4	4	4.0	1	0	3	2	0	1	15	15.0
01	RUSSELL, Phillip	1-1	34	34.0	3-14	.214	1-8	.125	8-8	1.000	2	1	3	3.0	2	0	6	4	0	1	15	15.0
33	BRANSON, Dylan	1-1	20	20.0	2-4	.500	1-3	.333	2-2	1.000	1	5	6	6.0	2	0	1	3	0	1	7	7.0
25	RUSSELL, Nygal	1-1	21	21.0	1-8	.125	1-4	.250	2-3	.667	1	2	3	3.0	2	0	4	1	1	0	5	5.0
14	JOHNSON, Nate	1-0	7	7.0	2-2	1.000	0-0	.000	1-2	.500	0	0	0	0.0	3	0	0	0	0	0	5	5.0
10	PATTERSON, Manny	1-0	10	10.0	1-2	.500	0-0	.000	2-2	1.000	0	0	0	0.0	4	0	0	1	0	0	4	4.0
20	THOMPSON, Sam	1-1	24	24.0	2-3	.667	0-0	.000	0-0	.000	1	1	2	2.0	2	0	0	0	1	0	4	4.0
21	AKENTEN, Nana	1-0	11	11.0	1-7	.143	1-4	.250	0-0	.000	4	2	6	6.0	1	0	1	1	0	0	3	3.0
13	LONG, Parker	1-0	13	13.0	1-3	.333	1-2	.500	0-0	.000	1	1	2	2.0	1	0	0	0	0	1	3	3.0
Team											2	4	6									
Total.....		1	200		25-65	.385	12-35	.343	19-23	.826	13	21	34	34.0	19	0	15	15	2	4	81	81.0
Opponents.....		1	200		36-64	.563	11-23	.478	23-30	.767	10	30	40	40.0	19	-	16	14	5	9	106	106.0

TEAM STATISTICS	SEMO	OPP
SCORING	81	106
Points per game	81.0	106.0
Scoring margin	-25.0	-
FIELD GOALS-ATT	25-65	36-64
Field goal pct	.385	.563
3 POINT FG-ATT	12-35	11-23
3-point FG pct	.343	.478
3-pt FG made per game	12.0	11.0
FREE THROWS-ATT	19-23	23-30
Free throw pct	.826	.767
F-Throws made per game	19.0	23.0
REBOUNDS	34	40
Rebounds per game	34.0	40.0
Rebounding margin	-6.0	-
ASSISTS	15	16
Assists per game	15.0	16.0
TURNOVERS	15	14
Turnovers per game	15.0	14.0
Turnover margin	-1.0	-
Assist/turnover ratio	1.0	1.1
STEALS	4	9
Steals per game	4.0	9.0
BLOCKS	2	5
Blocks per game	2.0	5.0
ATTENDANCE	0	3630
Home games-Avg/Game	0-0	1-3630
Neutral site-Avg/Game	-	0-0

Score by Periods	1st	2nd	Totals
Southeast Missouri	40	41	81
Opponents	59	47	106

Date	Opponent	Score	Att.
* 12-30-21	at Murray St.	L 81-106	3630
* 01-01-22	AUSTIN PEAY	4 p.m.	

\* = Conference game

! = Incarnate Word Thanksgiving Invitational (San Antonio, Texas)



# 2021-22 SOUTHEAST MISSOURI BASKETBALL NOTES

AUSTIN PEAY // JAN. 1



21



// Guard  
// Redshirt-Junior  
// 6-6 // 215  
// Bolingbrook, Ill.  
// Bolingbrook H.S.  
// Nebraska

## Nana AKENTEN

**2021-22:** Averages 4.5 points and 4.7 rebounds through 13 games and three starts... Ranks fifth on the team with 10 three-pointers made...Leads the team and ranks 11th in the Ohio Valley Conference with 10 blocks...Scored 13 points as one of five players with double figures at Missouri State (11/9)...Made 3-of-4 three-pointers and had the assist on Eric Reed, Jr.'s 3-pointer with 11 seconds left against the Bears...Had a season-high 15 points off the bench vs. Missouri Baptist (11/22)...Grabbed a season-best 10 rebounds vs. Montana State (11/28)...Missed the Webster game with a back injury.

### Akenten's Game-by-Game Statistics

2021-22	FG	3P	FT	O/D	REB	F	PTS	A	TO	B	S	M
at Missouri State*	5-7	3-4	0-0	0/3	3	4	13	1	0	1	0	21
Youngstown State*	0-4	0-3	1-4	0/4	4	4	1	1	0	2	0	25
Arkansas State*	1-6	1-4	2-2	2/1	3	2	5	0	0	1	3	22
Missouri Baptist	6-12	2-5	1-2	0/5	5	2	15	1	0	3	0	23
at Incarnate Word	1-7	1-4	0-0	1/4	5	4	3	0	1	0	0	16
vs. Portland	2-6	0-2	0-1	1/8	9	2	4	0	1	1	2	20
vs. Montana State	1-6	0-3	1-2	2/8	10	3	3	1	0	0	1	21
Webster University	DNP	-	-	-	-	-	-	-	-	-	-	-
Evansville	3-9	1-5	0-0	0/4	4	3	7	0	0	0	0	25
at Purdue Fort Wayne	0-6	0-4	0-0	1/1	2	3	0	0	0	1	1	15
at Southern Illinois	1-4	1-3	1-1	1/3	4	2	4	0	0	1	1	17
at Pepperdine	0-2	0-2	0-0	0/4	4	1	0	0	2	0	0	13
at California Baptist	0-6	0-4	0-0	1/0	1	1	0	1	0	0	0	9
at Murray State	1-7	1-4	0-0	4/2	6	1	3	1	1	0	0	11
Austin Peay												
at Belmont												
at Tennessee State												
Tennessee Tech												
at SIU Edwardsville												
Tennessee State												
at Eastern Illinois												
Morehead State												
SIU Edwardsville												
at UT Martin												
Eastern Illinois												
at Austin Peay												
Belmont												
at Tennessee Tech												
at Morehead State												
UT Martin												
Murray State												
Totals	21-82	10-47	6-12	13/47	60	32	58	6	5	10	8	238

### 2021-22 Season-Highs

Points .....	15	vs. Missouri Baptist (11/22/21)
Total Rebounds .....	10	vs. Montana State (11/28/21)
Offensive .....	4	at Murray State (12/30/21)
Defensive .....	8	2x, last vs. Montana State (11/28/21)
FG Made .....	6	vs. Missouri Baptist (11/22/21)
FG Attempted.....	12	vs. Missouri Baptist (11/22/21)
3-Point FG Made.....	3	at Missouri State (11/9/21)
3-Point FG Attempted.....	5	2x, last vs. Evansville (12/8/21)
FT Made.....	2	vs. Arkansas State (11/19/21)
FT Attempted.....	4	vs. Youngstown State (11/13/21)
Assists .....	1	6x, last at Murray State (12/30/21)
Blocks.....	3	vs. Youngstown State (11/13/21)
Steals.....	3	vs. Missouri Baptist (11/22/21)
Minutes .....	25	2x, last vs. Evansville (12/8/21)

### Career-Highs

Points .....	20	at Belmont (1/7/21)
Total Rebounds .....	11	at Belmont (1/7/21)
Offensive .....	4	at Murray State (12/30/21)
Defensive .....	10	at Belmont (1/7/21)
FG Made .....	7	2x, last at UT Martin (1/26/21)
FG Attempted.....	17	at Belmont (1/7/21)
3-Point FG Made.....	5	vs. Eastern Kentucky (2/20/21)
3-Point FG Attempted.....	11	at Belmont (1/7/21)
FT Made.....	7	at SIU Edwardsville (2/27/21)
FT Attempted.....	9	at SIU Edwardsville (2/27/21)
Assists .....	2	7x, last vs. Eastern Illinois (1/30/21)
Blocks.....	3	vs. Missouri Baptist (11/22/21)
Steals.....	5	vs. Eastern Illinois (1/30/21)
Minutes .....	37	vs. Tennessee State (1/2/21)


### Akenten's Career Statistics at Southeast Missouri

Overall																					
Season	G-GS	Min	Avg	FG-FGA	Pct	3FG-3FGA	Pct	FT-FTA	Pct	Off	Def	Tot	Avg	PF	FO	A	TO	Blk	Stl	Pts	Avg
2020-21	27-24	728	27.0	84-216	.389	53-150	.353	29-39	.744	28	128	156	5.8	66	3	26	51	10	34	250	9.3
2021-22	13-3	238	18.3	21-82	.256	10-47	.213	6-12	.500	13	48	61	4.7	32	0	6	5	10	8	58	4.5
Total	40-27	966	24.2	105-298	.352	63-197	.320	35-51	.686	41	176	217	5.4	98	3	32	56	20	42	308	7.7
Ohio Valley Conference Games Only																					
Season	G-GS	Min	Avg	FG-FGA	Pct	3FG-3FGA	Pct	FT-FTA	Pct	Off	Def	Tot	Avg	PF	FO	A	TO	Blk	Stl	Pts	Avg
2020-21	20-19	534	26.7	63-161	.391	39-114	.342	22-28	.786	18	98	116	5.8	43	0	19	39	5	25	187	9.4
2021-22	1-0	11	11.0	1-7	.143	1-4	.250	0-0	.000	4	2	6	6.0	1	0	1	1	0	0	3	3.0
Total	21-19	545	26.0	64-168	.381	40-118	.339	22-28	.786	22	100	122	5.8	44	0	20	40	5	25	190	9.0



## 2021-22 SOUTHEAST MISSOURI BASKETBALL NOTES

**AUSTIN PEAY // JAN. 1**



**33**



// Guard  
// Freshman  
// 6-5 // 220  
// St. Louis, Mo.  
// Mehlville H.S.

### Dylan BRANSON

**2021-22:** Played in all 14 games and logged seven starts...Had a career-high six rebounds at Murray State (12/30)...Scored two points vs. Missouri Baptist (11/22)...Finished with a season-best eight points in a season-high 27 minutes at Purdue Fort Wayne (12/11)...Came off the bench and scored all of his points in a 1:26 stretch in the first half against the Mastodons...Knocked down two 3-pointers and logged a season-high 30 minutes at Pepperdine (12/18)...Scored seven points at Murray State (12/30).

### Branson's Game-by-Game Statistics

2021-22	FG	3P	FT	O/D	REB	F	PTS	A	TO	B	S	M
at Missouri State	0-1	0-1	0-0	0/0	0	0	0	0	0	0	0	5
Youngstown State	0-1	0-1	0-0	0/1	1	4	0	2	0	0	0	12
Arkansas State	1-1	0-0	0-2	0/3	3	1	2	2	1	0	1	17
Missouri Baptist*	0-2	0-2	0-0	1/1	2	1	0	0	1	1	0	18
at Incarnate Word*	0-2	0-1	0-0	0/0	0	3	0	1	1	0	0	14
vs. Portland*	0-0	0-0	0-0	0/3	3	2	0	1	0	0	0	22
vs. Montana State*	0-3	0-1	0-0	0/5	5	2	0	1	1	0	1	24
Webster University	2-4	0-1	0-1	2/2	4	2	4	0	1	1	2	16
Evansville	1-2	0-1	0-0	0/2	2	0	2	0	1	0	0	12
at Purdue Fort Wayne	3-6	2-4	0-0	0/4	4	3	8	1	1	0	0	27
at Southern Illinois	1-1	0-0	0-0	1/3	4	1	2	2	1	1	0	17
at Pepperdine*	2-4	2-3	0-0	0/5	5	4	6	5	3	0	0	30
at California Baptist*	0-1	0-0	0-0	0/3	3	5	0	2	2	0	1	26
at Murray State*	2-4	1-3	2-2	1/5	6	2	7	1	3	0	1	20
Austin Peay												
at Belmont												
at Tennessee State												
Tennessee Tech												
at SIU Edwardsville												
Tennessee State												
at Eastern Illinois												
Morehead State												
SIU Edwardsville												
at UT Martin												
Eastern Illinois												
at Austin Peay												
Belmont												
at Tennessee Tech												
at Morehead State												
UT Martin												
Murray State												
Totals	12-32	5-18	2-5	5/37	42	30	31	18	16	3	6	260

\* - Game Started

### 2021-22 Season-Highs

Points .....	8	at Purdue Fort Wayne (12/11/21)
Total Rebounds .....	6	at Murray State (12/30/21)
Offensive .....	2	vs. Webster (12/4/21)
Defensive .....	5	3x, last at Murray State (12/30/21)
FG Made .....	3	at Purdue Fort Wayne (12/11/21)
FG Attempted .....	6	at Purdue Fort Wayne (12/11/21)
3-Point FG Made .....	2	2x, last at Pepperdine (12/18/21)
3-Point FG Attempted .....	4	at Purdue Fort Wayne (12/11/21)
FT Made .....	2	at Murray State (12/30/21)
FT Attempted .....	2	2x, last at Murray State (12/30/21)
Assists .....	5	at Pepperdine (12/18/21)
Blocks .....	1	3x, last at Southern Illinois (12/15/21)
Steals .....	2	vs. Webster (12/4/21)
Minutes .....	30	at Pepperdine (12/18/21)

### Career-Highs

Points .....	12	at Indiana State (12/22/20)
Total Rebounds .....	6	at Murray State (12/30/21)
Offensive .....	4	at Tennessee State (1/19/21)
Defensive .....	5	4x, last at Murray State (12/30/21)
FG Made .....	3	5x, last at Purdue Fort Wayne (12/11/21)
FG Attempted .....	6	3x, last at Purdue Fort Wayne (12/11/21)
3-Point FG Made .....	3	at Indiana State (12/22/20)
3-Point FG Attempted .....	4	2x, last at Purdue Fort Wayne (12/11/21)
FT Made .....	3	2x, last at Belmont (1/7/21)
FT Attempted .....	4	at Indiana State (12/22/20)
Assists .....	5	at Pepperdine (12/18/21)
Blocks .....	1	7x, last at Southern Illinois (12/15/21)
Steals .....	2	2x, last vs. Webster (12/4/21)
Minutes .....	30	at Pepperdine (12/18/21)

### Branson's Career Statistics at Southeast Missouri

Overall

Season	G-GS	Min	Avg	FG-FGA	Pct	3FG-3FGA	Pct	FT-FTA	Pct	Off	Def	Tot	Avg	PF	FO	A	TO	Blk	Stl	Pts	Avg
2020-21	27-2	426	15.8	27-52	.519	14-27	.519	14-15	.933	20	45	65	2.4	54	2	34	40	4	8	82	3.0
2021-22	14-7	260	18.6	12-32	.375	5-18	.278	2-5	.400	5	37	42	3.0	30	1	18	16	3	6	31	2.2
Total	41-9	686	16.7	39-84	.464	19-45	.422	16-20	.800	25	82	107	2.6	84	3	52	56	7	14	113	2.8

Ohio Valley Conference Games Only

Season	G-GS	Min	Avg	FG-FGA	Pct	3FG-3FGA	Pct	FT-FTA	Pct	Off	Def	Tot	Avg	PF	FO	A	TO	Blk	Stl	Pts	Avg
2020-21	20-2	346	17.3	21-43	.488	10-21	.476	11-11	1.000	18	38	56	2.8	41	2	26	31	4	7	63	3.2
2021-22	1-1	20	20.0	2-4	.500	1-3	.333	2-2	1.000	1	5	6	6.0	2	0	1	3	0	1	7	7.0
Total	21-3	366	17.4	23-47	.489	11-24	.458	13-13	1.000	19	43	62	3.0	43	2	27	34	4	8	70	3.3

# 2021-22 SOUTHEAST MISSOURI BASKETBALL NOTES

AUSTIN PEAY // JAN. 1



5



- // Guard
- // Redshirt-Junior
- // 6-3 // 205
- // Antioch, Ill.
- // Lake Forest Academy
- // John A. Logan College

## Chris HARRIS

**2021-22:** Preseason All-Ohio Valley Conference selection...Ranks third on the team in scoring with 11.6 points a game...Leads the team with 41 assists and is tied for third with 11 steals...Dropped in 19 points in 35 minutes during Southeast Missouri's season-opener at Missouri State (11/9)...Scored double figures in four-straight games off the bench (11/22-28)...Scored 13 points and buried the game-winning 3-pointer at the buzzer to beat Incarnate Word (11/26)...Reached double-digits in the scoring column 10 times...Dished out four or more assists on six occasions, including a season-high six at Pepperdine (12/18)...Ranks 20th in the OVC in scoring, 13th in assists, second in free throw percentage (44-of-55, .800)...Is first on the team with 44 free throws made.

### Harris' Game-by-Game Statistics

2021-22	FG	3P	FT	O/D	REB	E	PTS	A	TO	B	S	M
at Missouri State*	7-10	0-1	5-9	0/3	3	2	19	4	3	0	0	35
Youngstown State*	2-6	1-1	4-7	0/1	1	3	9	4	4	0	2	22
Arkansas State	0-2	0-1	2-2	0/2	2	2	2	0	2	0	0	14
Missouri Baptist	4-9	1-4	7-7	0/5	5	2	16	5	5	0	2	27
at Incarnate Word	2-8	1-5	8-9	0/3	3	2	13	4	2	0	0	26
vs. Portland	5-12	1-3	0-0	0/3	3	3	11	0	8	0	1	31
vs. Montana State	6-11	1-2	4-4	1/4	5	3	17	3	3	0	2	24
Webster University*	1-9	0-7	0-0	0/5	5	2	2	2	1	2	0	34
Evansville*	5-10	2-3	0-0	0/1	1	4	12	4	2	0	0	35
at Purdue Fort Wayne*	4-12	1-5	2-2	1/5	6	2	11	3	4	0	1	35
at Southern Illinois*	5-10	1-3	1-1	0/0	0	0	12	0	1	0	2	27
at Pepperdine	3-7	1-4	1-2	0/1	1	0	8	6	2	0	0	22
at California Baptist	4-9	2-4	6-8	0/4	4	0	16	3	0	0	0	21
at Murray State	4-8	3-5	4-4	0/4	4	1	15	3	2	0	1	27
Austin Peay												
at Belmont												
at Tennessee State												
Tennessee Tech												
at SIU Edwardsville												
Tennessee State												
at Eastern Illinois												
Morehead State												
SIU Edwardsville												
at UT Martin												
Eastern Illinois												
at Austin Peay												
Belmont												
at Tennessee Tech												
at Morehead State												
UT Martin												
Murray State												
Totals	52-123	15-48	44-55	2/41	43	26	163	41	39	2	11	380

\* - Game Started

### 2021-22 Season-Highs

Points.....	19	at Missouri State (11/9/21)
Total Rebounds.....	6	at Purdue Fort Wayne (12/11/21)
Offensive.....	1	2x, last at Purdue Fort Wayne (12/11/21)
Defensive.....	5	3x, last at Purdue Fort Wayne (12/11/21)
FG Made.....	7	at Missouri State (11/9/21)
FG Attempted.....	12	2x, last at Purdue Fort Wayne (12/11/21)
3-Point FG Made.....	3	at Murray State (12/30/21)
3-Point FG Attempted.....	7	vs. Webster (12/4/21)
FT Made.....	8	at Incarnate Word (11/26/21)
FT Attempted.....	9	2x, last at Incarnate Word (11/26/21)
Assists.....	6	at Pepperdine (12/18/21)
Blocks.....	2	vs. Webster (12/4/21)
Steals.....	2	5x, last at Southern Illinois (12/15/21)
Minutes.....	35	3x, last at Purdue Fort Wayne (12/11/21)

### Career-Highs

Points.....	23	vs. UT Martin (12/18/20)
Total Rebounds.....	6	2x, last at Purdue Fort Wayne (12/11/21)
Offensive.....	2	at SIU Edwardsville (2/27/21)
Defensive.....	5	6x, last at Purdue Fort Wayne (12/11/21)
FG Made.....	7	4x, last at Missouri State (11/9/21)
FG Attempted.....	18	vs. Tennessee State (1/2/21)
3-Point FG Made.....	4	2x, last vs. Eastern Kentucky (2/20/21)
3-Point FG Attempted.....	10	vs. Tennessee State (1/2/21)
FT Made.....	10	at Tennessee State (1/19/21)
FT Attempted.....	12	2x, last vs. Austin Peay (2/16/21)
Assists.....	9	at Eastern Illinois (2/25/21)
Blocks.....	2	2x, last vs. Webster (12/4/21)
Steals.....	4	vs. Eastern Kentucky (2/22/21)
Minutes.....	43	vs. Tennessee State (1/2/21)

### Harris' Career Statistics at Southeast Missouri

Overall																					
Season	G-GS	Min	Avg	FG-FGA	Pct	3FG-3FGA	Pct	FT-FTA	Pct	Off	Def	Tot	Avg	PF	FO	A	TO	Blk	Stl	Pts	Avg
2019-20	2-0	74	37.0	9-15	.600	5-7	.714	8-10	.800	0	6	6	3.0	5	0	2	5	1	0	31	15.5
2020-21	26-26	786	30.2	93-262	.355	38-134	.284	97-132	.735	7	53	60	2.3	50	1	88	64	2	25	321	12.3
2021-22	14-6	380	27.1	52-123	.423	15-48	.313	44-55	.800	2	41	43	3.1	26	0	41	39	2	11	163	11.6
Total	42-32	1220	29.0	154-400	.385	58-189	.307	149-197	.756	9	100	109	2.6	81	1	131	108	5	36	515	12.3
Ohio Valley Conference Games Only																					
Season	G-GS	Min	Avg	FG-FGA	Pct	3FG-3FGA	Pct	FT-FTA	Pct	Off	Def	Tot	Avg	PF	FO	A	TO	Blk	Stl	Pts	Avg
2020-21	19-19	574	30.2	59-178	.331	25-95	.263	76-96	.792	4	41	45	2.4	35	0	70	46	2	23	219	11.5
2021-22	1-0	27	27.0	4-8	.500	3-5	.600	4-4	1.000	0	4	4	4.0	1	0	3	2	0	1	15	15.0
Total	20-19	601	30.1	63-186	.339	28-100	.280	80-100	.800	4	45	49	2.5	36	0	73	48	2	24	234	11.7

OVC CHAMPIONS | 2000 NCAA TOURNAMENT | 2000



## 2021-22 SOUTHEAST MISSOURI BASKETBALL NOTES

**AUSTIN PEAY // JAN. 1**



**14**



// Center  
// Junior  
// 6-9 // 250  
// Broward County, Fla.  
// American Heritage H.S.  
// Seminole State College

### Nate JOHNSON

**2021-22:** Did not play vs. Evansville (12/8) due to illness...Saw action for the first time this season when he scored two points in six minutes off the bench vs. Arkansas State (11/19)...Is averaging 4.9 points and 1.5 rebounds in 11 contests off the bench...Scored a career-high 14 points in 14 minutes at Incarnate Word (11/26)...Missed the first two games of the season due to injury...Matched a career-high three offensive rebounds vs. Webster (12/4)...Made a season-best 4-of-5 free throws and scored eight points at California Baptist (12/21).

### Johnson's Game-by-Game Statistics

2021-22	FG	3P	FT	O/D	REB	F	PTS	A	TO	B	S	M
at Missouri State	DNP	-	-	-	-	-	-	-	-	-	-	-
Youngstown State	DNP	-	-	-	-	-	-	-	-	-	-	-
Arkansas State	1-2	0-0	0-1	0/0	0	2	2	0	0	0	0	6
Missouri Baptist	0-0	0-0	0-0	0/0	0	2	0	0	1	0	0	3
at Incarnate Word	7-7	0-0	0-0	1/3	4	2	14	0	3	2	2	14
vs. Portland	2-6	0-0	0-0	3/1	4	4	4	1	2	1	0	15
vs. Montana State	2-3	0-0	1-1	0/1	1	2	5	0	1	0	0	12
Webster University	3-5	0-0	0-1	3/0	3	0	6	0	0	1	0	8
Evansville	DNP	-	-	-	-	-	-	-	-	-	-	-
at Purdue Fort Wayne	2-2	0-0	0-2	0/1	1	3	4	0	1	0	1	14
at Southern Illinois	1-1	0-0	0-0	0/1	1	2	2	1	3	0	0	11
at Pepperdine	2-3	0-0	0-0	1/1	2	1	4	0	0	0	0	12
at California Baptist	2-4	0-0	4-5	0/1	1	1	8	0	1	0	0	9
at Murray State	2-2	0-0	1-2	0/0	0	3	5	0	0	0	0	7
Austin Peay												
at Belmont												
at Tennessee State												
Tennessee Tech												
at SIU Edwardsville												
Tennessee State												
at Eastern Illinois												
Morehead State												
SIU Edwardsville												
at UT Martin												
Eastern Illinois												
at Austin Peay												
Belmont												
at Tennessee Tech												
at Morehead State												
UT Martin												
Murray State												
Totals	24-35	0-0	6-12	8/9	17	22	54	2	12	4	3	111

\* - Game Started

### 2021-22 Season-Highs

Points.....	14	at Incarnate Word (11/26/21)
Total Rebounds.....	4	2x, last vs. Portland (11/27/21)
Offensive.....	3	2x, last vs. Webster (12/4/21)
Defensive.....	3	at Incarnate Word (11/26/21)
FG Made.....	7	at Incarnate Word (11/26/21)
FG Attempted.....	7	at Incarnate Word (11/26/21)
3-Point FG Made.....	-	-
3-Point FG Attempted.....	-	-
FT Made.....	4	at California Baptist (12/21/21)
FT Attempted.....	5	at California Baptist (12/21/21)
Assists.....	1	2x, last at Southern Illinois (12/15/21)
Blocks.....	2	at Incarnate Word (11/26/21)
Steals.....	2	at Incarnate Word (11/26/21)
Minutes.....	15	vs. Portland (11/27/21)

### Career-Highs

Points.....	14	at Incarnate Word (11/26/21)
Total Rebounds.....	5	2x, last vs. Austin Peay (2/16/21)
Offensive.....	3	4x, last vs. Webster (12/4/21)
Defensive.....	4	vs. Austin Peay (2/16/21)
FG Made.....	7	at Incarnate Word (11/26/21)
FG Attempted.....	10	at Eastern Illinois (2/25/21)
3-Point FG Made.....	-	-
3-Point FG Attempted.....	-	-
FT Made.....	4	at California Baptist (12/21/21)
FT Attempted.....	5	at California Baptist (12/21/21)
Assists.....	2	vs. Kansas City (11/28/20)
Blocks.....	3	vs. Murray State (2/1/21)
Steals.....	2	at Incarnate Word (11/26/21)
Minutes.....	15	3x, last vs. Portland (11/27/21)

### Johnson's Career Statistics at Southeast Missouri

Overall

Season	G-GS	Min	Avg	FG-FGA	Pct	3FG-3FGA	Pct	FT-FTA	Pct	Off	Def	Tot	Avg	PF	FO	A	TO	Blk	Stl	Pts	Avg
2020-21	25-0	224	9.0	28-54	.519	0-0	.000	9-22	.409	20	32	52	2.1	33	0	8	17	10	4	65	2.6
2021-22	11-0	111	10.1	24-35	.686	0-0	.000	6-12	.500	8	9	17	1.5	22	0	2	12	4	3	54	4.9
Total	36-0	335	9.3	52-89	.584	0-0	.000	15-34	.441	28	41	69	1.9	55	0	10	29	14	7	119	3.3

Ohio Valley Conference Games Only

Season	G-GS	Min	Avg	FG-FGA	Pct	3FG-3FGA	Pct	FT-FTA	Pct	Off	Def	Tot	Avg	PF	FO	A	TO	Blk	Stl	Pts	Avg
2020-21	18-0	149	8.3	21-41	.512	0-0	.000	7-19	.368	11	22	33	1.8	24	0	3	14	7	4	49	2.7
2021-22	1-0	7	7.0	2-2	1.000	0-0	.000	1-2	.500	0	0	0	0.0	3	0	0	0	0	0	5	5.0
Total	19-0	156	8.2	23-43	.535	0-0	.000	8-21	.381	11	22	33	1.7	27	0	3	14	7	4	54	2.8



4



// Forward  
 // Freshman  
 // 6-9 // 180  
 // Fennimore, Wis.  
 // Fennimore H.S.

**Adam LARSON** //

**2021-22:** Did not see action the first 14 games.

### Larson's Game-by-Game Statistics

2021-22	FG	3P	FT	O/D	REB	E	PTS	A	TO	B	S	M
at Missouri State	DNP	-	-	-	-	-	-	-	-	-	-	-
Youngstown State	DNP	-	-	-	-	-	-	-	-	-	-	-
Arkansas State	DNP	-	-	-	-	-	-	-	-	-	-	-
Missouri Baptist	DNP	-	-	-	-	-	-	-	-	-	-	-
at Incarnate Word	DNP	-	-	-	-	-	-	-	-	-	-	-
vs. Portland	DNP	-	-	-	-	-	-	-	-	-	-	-
vs. Montana State	DNP	-	-	-	-	-	-	-	-	-	-	-
Webster University	DNP	-	-	-	-	-	-	-	-	-	-	-
Evansville	DNP	-	-	-	-	-	-	-	-	-	-	-
at Purdue Fort Wayne	DNP	-	-	-	-	-	-	-	-	-	-	-
at Southern Illinois	DNP	-	-	-	-	-	-	-	-	-	-	-
at Pepperdine	DNP	-	-	-	-	-	-	-	-	-	-	-
at California Baptist	DNP	-	-	-	-	-	-	-	-	-	-	-
at Murray State	DNP	-	-	-	-	-	-	-	-	-	-	-
Austin Peay												
at Belmont												
at Tennessee State												
Tennessee Tech												
at SIU Edwardsville												
Tennessee State												
at Eastern Illinois												
Morehead State												
SIU Edwardsville												
at UT Martin												
Eastern Illinois												
at Austin Peay												
Belmont												
at Tennessee Tech												
at Morehead State												
UT Martin												
Murray State												
Totals												

\* - Game Started

### 2021-22 Season/Career-Highs

Points .....	-
Total Rebounds .....	-
Offensive .....	-
Defensive .....	-
FG Made .....	-
FG Attempted.....	-
3-Point FG Made.....	-
3-Point FG Attempted.....	-
FT Made.....	-
FT Attempted.....	-
Assists .....	-
Blocks.....	-
Steals.....	-
Minutes .....	-

### Larson's Career Statistics at Southeast Missouri

Overall																					
Season	G-GS	Min	Avg	FG-FGA	Pct	3FG-3FGA	Pct	FT-FTA	Pct	Off	Def	Tot	Avg	PF	FO	A	TO	Blk	Stl	Pts	Avg
2021-22																					
Ohio Valley Conference Games Only																					
Season	G-GS	Min	Avg	FG-FGA	Pct	3FG-3FGA	Pct	FT-FTA	Pct	Off	Def	Tot	Avg	PF	FO	A	TO	Blk	Stl	Pts	Avg
2021-22																					





## 2021-22 SOUTHEAST MISSOURI BASKETBALL NOTES

AUSTIN PEAY // JAN. 1



13



// Guard  
// Sophomore  
// 6-2 // 175  
// Sikeston, Mo.  
// Sikeston H.S.  
// Maryville University

### Parker LONG

**2021-22:** Came off the bench to average three points in four games...Returned after missing nine game with a quad injury at Murray State (12/30)...Played a career-high 13 minutes against the Racers...Scored five points on 2-of-2 field goals at Missouri State (11/9)...Made a 3-pointer and logged five minutes in that contest.

### Long's Game-by-Game Statistics

2021-22	FG	3P	FT	O/D	REB	F	PTS	A	TO	B	S	M
at Missouri State	2-2	1-1	0-0	0/0	0	0	5	0	1	0	1	5
Youngstown State	1-2	1-2	1-2	0/2	2	0	4	0	0	1	0	6
Arkansas State	DNP	-	-	-	-	-	-	-	-	-	-	-
Missouri Baptist	0-1	0-1	0-0	0/0	0	0	0	0	0	0	0	2
at Incarnate Word	DNP	-	-	-	-	-	-	-	-	-	-	-
vs. Portland	DNP	-	-	-	-	-	-	-	-	-	-	-
vs. Montana State	DNP	-	-	-	-	-	-	-	-	-	-	-
Webster University	DNP	-	-	-	-	-	-	-	-	-	-	-
Evansville	DNP	-	-	-	-	-	-	-	-	-	-	-
at Purdue Fort Wayne	DNP	-	-	-	-	-	-	-	-	-	-	-
at Southern Illinois	DNP	-	-	-	-	-	-	-	-	-	-	-
at Pepperdine	DNP	-	-	-	-	-	-	-	-	-	-	-
at California Baptist	DNP	-	-	-	-	-	-	-	-	-	-	-
at Murray State	1-3	1-2	0-0	1/1	2	1	3	0	0	0	1	13
Austin Peay												
at Belmont												
at Tennessee State												
Tennessee Tech												
at SIU Edwardsville												
Tennessee State												
at Eastern Illinois												
Morehead State												
SIU Edwardsville												
at UT Martin												
Eastern Illinois												
at Austin Peay												
Belmont												
at Tennessee Tech												
at Morehead State												
UT Martin												
Murray State												
Totals	4-8	3-6	1-2	1/3	4	1	12	0	1	1	2	26

\* - Game Started

### 2021-22 Season-Highs

Points .....	5	at Missouri State (11/9/21)
Total Rebounds .....	2	2x, last at Murray State (12/30/21)
Offensive .....	1	at Murray State (12/30/21)
Defensive .....	2	vs. Youngstown State (11/13/21)
FG Made .....	2	at Missouri State (11/9/21)
FG Attempted .....	3	at Murray State (12/30/21)
3-Point FG Made .....	1	3x, last at Murray State (12/30/21)
3-Point FG Attempted .....	2	2x, last at Murray State (12/30/21)
FT Made .....	1	vs. Youngstown State (11/13/21)
FT Attempted .....	2	vs. Youngstown State (11/13/21)
Assists .....	-	-
Blocks .....	1	vs. Youngstown State (11/13/21)
Steals .....	1	2x, last at Murray State (12/30/21)
Minutes .....	13	at Murray State (12/30/21)

### Career-Highs

Points .....	5	2x, last at Missouri State (11/9/21)
Total Rebounds .....	4	vs. Eastern Illinois (1/30/21)
Offensive .....	2	vs. Eastern Illinois (1/30/21)
Defensive .....	2	2x, last vs. Youngstown State (11/13/21)
FG Made .....	2	2x, last at Missouri State (11/9/21)
FG Attempted .....	3	at Murray State (12/30/21)
3-Point FG Made .....	1	6x, last at Murray State (12/30/21)
3-Point FG Attempted .....	2	3x, last at Murray State (12/30/21)
FT Made .....	1	vs. Youngstown State (11/13/21)
FT Attempted .....	2	vs. Youngstown State (11/13/21)
Assists .....	1	2x, last at Eastern Illinois (2/25/21)
Blocks .....	1	vs. Youngstown State (11/13/21)
Steals .....	1	4x, last at Murray State (12/30/21)
Minutes .....	13	at Murray State (12/30/21)

### Long's Career Statistics at Southeast Missouri

Overall

Season	G-GS	Min	Avg	FG-FGA	Pct	3FG-3FGA	Pct	FT-FTA	Pct	Off	Def	Tot	Avg	PF	FO	A	TO	Blk	Stl	Pts	Avg
2020-21	15-0	71	4.7	4-7	.571	3-4	.750	0-0	.000	4	5	9	0.6	5	0	2	4	0	2	11	0.7
2021-22	4-0	26	6.5	4-8	.500	3-6	.500	1-2	.500	1	3	4	1.0	1	0	0	1	1	2	12	3.0
Total	19-0	97	5.1	8-15	.533	6-10	.600	1-2	.500	5	8	13	0.7	6	0	2	5	1	4	23	1.2

Ohio Valley Conference Games Only

Season	G-GS	Min	Avg	FG-FGA	Pct	3FG-3FGA	Pct	FT-FTA	Pct	Off	Def	Tot	Avg	PF	FO	A	TO	Blk	Stl	Pts	Avg
2020-21	14-0	65	4.6	4-6	.667	3-4	.750	0-0	.000	3	5	8	0.6	5	0	2	3	0	2	11	0.8
2021-22	1-0	13	13.0	1-3	.333	1-2	.500	0-0	.000	1	1	2	2.0	1	0	0	0	0	1	3	3.0
Total	15-0	78	5.2	5-9	.556	4-6	.667	0-0	.000	4	6	10	0.7	6	0	2	3	0	3	14	0.9

# 2021-22 SOUTHEAST MISSOURI BASKETBALL NOTES

AUSTIN PEAY // JAN. 1



11



// Guard  
// Sophomore  
// 6-1 // 180  
// Atlanta, Ga.  
// Scotland Prep (Pa.)

## DQ NICHOLAS

**2021-22:** Missed the last three games due to a shoulder injury...Averages 7.8 points per game as Southeast Missouri's fourth-leading scorer...Is 16-of-18 (.889) at the free throw line...Made three starts...Scored 17 points on a near-perfect 7-of-8 field goals and a perfect 3-of-3 free throws against Youngstown State (11/13)...Dropped in 10 points off the bench vs. Webster (12/4)...Scored double figures in two of his last four games...Matched a season-best 17 points vs. Evansville (12/8)...Ranks 12th in the Ohio Valley Conference in field goal percentage (.524).

### Nicholas' Game-by-Game Statistics

2021-22	FG	3P	FT	O/D	REB	E	PTS	A	TO	B	S	M
at Missouri State	1-2	0-1	2-2	0/4	4	2	4	1	1	1	1	19
Youngstown State	7-8	0-0	3-3	0/4	4	1	17	0	1	1	0	28
Arkansas State*	3-10	0-2	2-2	2/3	5	0	8	1	3	0	0	26
Missouri Baptist	0-4	0-2	0-0	2/1	3	2	0	1	2	0	0	13
at Incarnate Word	3-5	1-1	0-0	0/3	3	1	7	1	0	0	0	17
vs. Portland	2-3	1-1	0-0	1/1	2	0	5	0	0	0	0	12
vs. Montana State	2-6	1-1	2-2	0/2	2	2	7	2	1	0	2	16
Webster University	4-7	0-2	2-3	1/2	3	4	10	3	1	0	3	25
Evansville*	6-8	1-1	4-4	0/0	0	1	17	3	0	0	0	34
at Purdue Fort Wayne*	3-6	0-1	0-0	1/4	5	4	6	2	1	0	0	36
at Southern Illinois	2-4	0-1	1-2	0/0	0	1	5	0	0	0	0	11
at Pepperdine	DNP	-	-	-	-	-	-	-	-	-	-	-
at California Baptist	DNP	-	-	-	-	-	-	-	-	-	-	-
at Murray State	DNP	-	-	-	-	-	-	-	-	-	-	-
Austin Peay												
at Belmont												
at Tennessee State												
Tennessee Tech												
at SIU Edwardsville												
Tennessee State												
at Eastern Illinois												
Morehead State												
SIU Edwardsville												
at UT Martin												
Eastern Illinois												
at Austin Peay												
Belmont												
at Tennessee Tech												
at Morehead State												
UT Martin												
Murray State												
Totals	33-63	4-13	16-18	7/24	31	18	86	14	10	2	6	237

\* - Game Started

### 2021-22 Season-Highs

Points.....17	2x, last vs. Evansville (12/8/21)
Total Rebounds.....5	vs. Arkansas State (11/19/21)
Offensive.....2	2x, last vs. Missouri Baptist (11/22/21)
Defensive.....4	3x, last at Purdue Fort Wayne (12/11/21)
FG Made.....7	vs. Youngstown State (11/13/21)
FG Attempted.....10	vs. Arkansas State (11/19/21)
3-Point FG Made.....1	4x, last vs. Evansville (12/8/21)
3-Point FG Attempted.....2	3x, last vs. Webster (12/4/21)
FT Made.....4	vs. Evansville (12/8/21)
FT Attempted.....4	vs. Evansville (12/8/21)
Assists.....3	2x, last vs. Evansville (12/8/21)
Blocks.....1	2x, last vs. Youngstown State (11/13/21)
Steals.....3	vs. Webster (12/4/21)
Minutes.....36	at Purdue Fort Wayne (12/11/21)

### Career-Highs

Points.....24	vs. The Citadel (11/19/19)
Total Rebounds.....10	vs. Eastern Kentucky (2/20/21)
Offensive.....2	5x, last vs. Missouri Baptist (11/22/21)
Defensive.....10	vs. Eastern Kentucky (2/20/21)
FG Made.....9	vs. The Citadel (11/19/19)
FG Attempted.....16	vs. The Citadel (11/19/19)
3-Point FG Made.....3	2x, last at Morehead State (1/21/21)
3-Point FG Attempted.....6	at Tennessee State (1/19/21)
FT Made.....17	vs. Tennessee State (1/2/21)
FT Attempted.....19	vs. Tennessee State (1/2/21)
Assists.....8	at Tennessee Tech (12/30/20)
Blocks.....1	10x, last vs. Youngstown State (11/13/21)
Steals.....3	6x, last vs. Webster (12/4/21)
Minutes.....44	vs. Tennessee State (1/2/21)


### Nicholas' Career Statistics at Southeast Missouri

Overall																					
Season	G-GS	Min	Avg	FG-FGA	Pct	3FG-3FGA	Pct	FT-FTA	Pct	Off	Def	Tot	Avg	PF	FO	A	TO	Blk	Stl	Pts	Avg
2019-20	30-19	731	24.4	72-182	.396	18-60	.300	65-88	.739	7	67	74	2.5	48	0	50	48	5	22	227	7.6
2020-21	27-27	797	29.5	71-183	.388	16-59	.271	79-110	.718	14	106	120	4.4	65	2	86	85	3	30	237	8.8
2021-22	11-3	237	21.5	33-63	.524	4-13	.308	16-18	.889	7	24	31	2.8	18	0	14	10	2	6	86	7.8
Total	68-49	1765	26.0	176-428	.411	38-132	.288	160-216	.741	28	197	225	3.3	131	2	150	143	10	58	550	8.1
Ohio Valley Conference Games Only																					
Season	G-GS	Min	Avg	FG-FGA	Pct	3FG-3FGA	Pct	FT-FTA	Pct	Off	Def	Tot	Avg	PF	FO	A	TO	Blk	Stl	Pts	Avg
2019-20	17-7	394	23.2	38-99	.384	9-32	.281	30-42	.714	5	34	39	2.3	27	0	33	23	2	14	115	6.8
2020-21	20-20	604	30.2	54-131	.412	14-45	.311	60-85	.706	12	88	100	5.0	41	0	70	62	1	21	182	9.1
Total	37-27	998	27.0	92-230	.400	23-77	.299	90-127	.709	17	122	139	3.8	68	0	103	85	3	35	297	8.0



## 2021-22 SOUTHEAST MISSOURI BASKETBALL NOTES

**AUSTIN PEAY // JAN. 1**



**10**



// Forward  
// Senior  
// 6-8 // 220  
// Chicago, Ill.  
// Kenwood Academy  
// Green Bay

### Manny PATTERSON

**2021-22:** Averages 5.2 points and 4.2 rebounds per game...Started nine of the last 11 games...Ranks third on the team in rebounding...Scored 11 second-half points for his first double-digit scoring game of the season at Missouri State (11/9)...Led Southeast Missouri with seven rebounds and made a perfect 7-of-7 free throws against the Bears...Scored eight points and had seven rebounds in his first start of the season vs. Missouri Baptist (11/22)...Pulled down a career-high nine rebounds and pitched in a season-high 14 points vs. Webster (12/4).

### Patterson's Game-by-Game Statistics

2021-22	FG	3P	FT	O/D	REB	F	PTS	A	TO	B	S	M
at Missouri State	2-5	0-0	7-7	3/4	7	4	11	0	1	0	0	18
Youngstown State	2-3	0-0	2-3	2/1	3	3	6	0	1	0	0	16
Arkansas State	3-4	0-0	0-0	2/1	3	4	6	0	3	0	0	12
Missouri Baptist*	2-5	0-0	4-4	2/5	7	2	8	1	3	0	0	19
at Incarnate Word*	1-2	0-0	0-0	4/1	5	1	2	0	0	0	0	12
vs. Portland*	1-3	0-0	0-0	0/2	2	0	2	0	0	1	0	9
vs. Montana State*	2-4	0-0	1-2	1/4	5	3	5	0	2	0	0	17
Webster University*	5-7	0-0	4-6	4/5	9	4	14	1	3	1	2	24
Evansville*	1-5	0-0	4-4	2/5	7	1	6	1	3	0	0	18
at Purdue Fort Wayne*	2-3	0-0	1-2	1/1	2	1	5	1	3	0	0	13
at Southern Illinois*	1-5	0-0	0-0	2/2	4	3	2	0	1	0	1	13
at Pepperdine*	0-1	0-0	0-0	1/0	1	1	0	0	0	0	0	3
at California Baptist	1-2	0-0	0-0	1/3	4	2	2	0	0	0	1	9
at Murray State	1-2	0-0	2-2	0/0	0	4	4	0	1	0	0	10
Austin Peay												
at Belmont												
at Tennessee State												
Tennessee Tech												
at SIU Edwardsville												
Tennessee State												
at Eastern Illinois												
Morehead State												
SIU Edwardsville												
at UT Martin												
Eastern Illinois												
at Austin Peay												
Belmont												
at Tennessee Tech												
at Morehead State												
UT Martin												
Murray State												
Totals	24-51	0-0	25-30	25/34	59	33	73	4	21	2	4	28

\* - Game Started

### 2021-22 Season-Highs

Points .....	14	vs. Webster (12/4/21)
Total Rebounds .....	9	vs. Webster (12/4/21)
Offensive .....	4	2x, last vs. Webster (12/4/21)
Defensive .....	5	3x, last vs. Evansville (12/8/21)
FG Made .....	5	vs. Webster (12/4/21)
FG Attempted.....	7	vs. Webster (12/4/21)
3-Point FG Made.....	-	-
3-Point FG Attempted.....	-	-
FT Made.....	7	at Missouri State (11/9/21)
FT Attempted.....	7	at Missouri State (11/9/21)
Assists.....	1	4x, last at Purdue Fort Wayne (12/11/21)
Blocks.....	1	2x, last vs. Webster (12/4/21)
Steals.....	2	vs. Webster (12/4/21)
Minutes .....	24	vs. Webster (12/4/21)

### Career-Highs

Points .....	22	vs. Tennessee Tech (2/4/21)
Total Rebounds .....	9	vs. Webster (12/4/21)
Offensive .....	4	2x, last vs. Webster (12/4/21)
Defensive .....	6	vs. Tennessee Tech (2/4/21)
FG Made .....	10	vs. Tennessee Tech (2/4/21)
FG Attempted.....	14	vs. Tennessee Tech (2/4/21)
3-Point FG Made.....	-	-
3-Point FG Attempted.....	-	-
FT Made.....	7	at Missouri State (11/9/21)
FT Attempted.....	7	2x, last at Missouri State (11/9/21)
Assists.....	1	11x, last at Purdue Fort Wayne (12/11/21)
Blocks.....	4	vs. Austin Peay (2/16/21)
Steals.....	2	vs. Webster (12/4/21)
Minutes .....	26	vs. Tennessee Tech (2/4/21)

### Patterson's Career Statistics at Southeast Missouri

Overall																					
Season	G-GS	Min	Avg	FG-FGA	Pct	3FG-3FGA	Pct	FT-FTA	Pct	Off	Def	Tot	Avg	PF	FO	A	TO	Blk	Stl	Pts	Avg
2020-21	22-12	282	12.8	44-87	.506	0-0	.000	34-44	.773	19	43	62	2.8	51	1	7	25	19	3	122	5.5
2021-22	14-9	193	13.8	24-51	.471	0-0	.000	25-30	.833	25	34	59	4.2	33	0	4	21	2	4	73	5.2
Total	36-21	475	13.2	68-138	.493	0-0	.000	59-74	.797	44	77	121	3.4	84	1	11	46	21	7	195	5.4
Ohio Valley Conference Games Only																					
Season	G-GS	Min	Avg	FG-FGA	Pct	3FG-3FGA	Pct	FT-FTA	Pct	Off	Def	Tot	Avg	PF	FO	A	TO	Blk	Stl	Pts	Avg
2020-21	20-11	254	12.7	40-79	.506	0-0	.000	30-39	.769	17	37	54	2.7	45	1	6	22	18	3	110	5.5
2021-22	1-0	10	10.0	1-2	.500	0-0	.000	2-2	1.000	0	0	0	0.0	4	0	0	1	0	0	4	4.0
Total	21-11	264	12.6	41-81	.506	0-0	.000	32-41	.780	17	37	54	2.6	49	1	6	23	18	3	114	5.4

# 2021-22 SOUTHEAST MISSOURI BASKETBALL NOTES

AUSTIN PEAY // JAN. 1



3



- // Guard
- // Junior
- // 6-2 // 190
- // Baton Rouge, La.
- // University Laboratory
- // Howard College

## Eric REED, JR.

**2021-22:** Missed his only start of the season vs. Evansville (12/8) due to illness... Southeast Missouri's second-leading scorer with 14.3 points a game...Finished as SEMO's leading scorer in six games...Is tied for first on the team with 28 three-pointers made and is shooting 75 percent (33-of-44) from the free throw line...Scored 21 points and made a 3-pointer with 11 seconds left to lift the Redhawks to their season-opening victory at Missouri State (11/9)...Shot 6-of-13 from the field and a perfect 7-of-7 at the free throw line in that contest...Played 35 minutes against the Bears...Followed that up with 17 points and a career-best 10-of-12 free throws vs. Youngstown State (11/13)...Led the Redhawks with 23 points at Incarnate Word (11/26)...Poured in a season-best 26 points and made five 3-pointers vs. Webster (12/4)...Added 20 points in the Redhawks Ohio Valley Conference opener at Murray State (12/30)...Scored 20 or more points four times...Rates eighth in the OVC in scoring, seventh in free throw percentage, seventh in 3-point field goals made and fifth in minutes played (31.8 mpg).

### Reed, Jr.'s Game-by-Game Statistics

2021-22	FG	3P	FT	O/D	REB	E	PTS	A	TO	B	S	M
at Missouri State*	6-13	2-5	7-7	1/1	2	2	21	0	3	0	2	35
Youngstown State*	3-13	1-7	10-12	0/3	3	2	17	2	0	0	0	31
Arkansas State*	6-13	2-4	1-2	1/1	2	2	15	3	1	0	3	34
Missouri Baptist*	2-5	2-5	0-0	0/2	2	2	6	0	2	0	1	28
at Incarnate Word*	9-15	4-8	1-3	1/3	4	2	23	1	1	0	2	38
vs. Portland*	5-12	3-7	4-5	1/1	2	4	17	0	2	0	0	34
vs. Montana State*	2-5	1-4	0-0	0/2	2	4	5	0	1	0	1	22
Webster University*	8-17	5-12	5-6	0/3	3	1	26	4	1	1	0	32
Evansville	DNP	-	-	-	-	-	-	-	-	-	-	-
at Purdue Fort Wayne*	5-10	1-3	3-5	1/1	2	1	14	2	1	0	1	28
at Southern Illinois*	4-14	2-6	0-0	0/2	2	1	10	0	1	0	2	36
at Pepperdine*	3-10	0-5	0-0	0/1	1	4	6	1	6	0	0	26
at California Baptist*	4-14	1-8	2-2	0/4	4	3	11	3	2	1	1	36
at Murray State*	8-14	4-9	0-2	1/1	2	1	20	0	3	0	0	33
Austin Peay												
at Belmont												
at Tennessee State												
Tennessee Tech												
at SIU Edwardsville												
Tennessee State												
at Eastern Illinois												
Morehead State												
SIU Edwardsville												
at UT Martin												
Eastern Illinois												
at Austin Peay												
Belmont												
at Tennessee Tech												
at Morehead State												
UT Martin												
Murray State												
Totals	65-158	28-83	33-44	6/25	31	29	190	16	24	2	13	413

\* - Game Started

### 2021-22 Season-Highs

Points.....	26	vs. Webster (12/4/21)
Total Rebounds.....	4	2x, last at California Baptist (12/21/21)
Offensive.....	1	6x, last at Murray State (12/30/21)
Defensive.....	4	at California Baptist (12/21/21)
FG Made.....	9	at Incarnate Word (11/26/21)
FG Attempted.....	17	vs. Webster (12/4/21)
3-Point FG Made.....	5	vs. Webster (12/4/21)
3-Point FG Attempted.....	12	vs. Webster (12/4/21)
FT Made.....	10	vs. Youngstown State (11/13/21)
FT Attempted.....	12	vs. Youngstown State (11/13/21)
Assists.....	4	vs. Webster (12/4/21)
Blocks.....	1	2x, last at California Baptist (12/21/21)
Steals.....	3	vs. Arkansas State (11/19/21)
Minutes.....	38	at Incarnate Word (11/26/21)

### Career-Highs

Points.....	27	at Eastern Illinois (2/25/21)
Total Rebounds.....	6	vs. Eastern Kentucky (2/20/21)
Offensive.....	4	vs. Southern Illinois (12/2/20)
Defensive.....	4	4x, last at California Baptist (12/21/21)
FG Made.....	10	at Eastern Illinois (2/25/21)
FG Attempted.....	17	vs. Webster (12/4/21)
3-Point FG Made.....	7	at Eastern Illinois (2/25/21)
3-Point FG Attempted.....	12	vs. Webster (12/4/21)
FT Made.....	10	vs. Youngstown State (11/13/21)
FT Attempted.....	12	vs. Youngstown State (11/13/21)
Assists.....	6	vs. Eastern Kentucky (2/20/21)
Blocks.....	1	4x, last at California Baptist (12/21/21)
Steals.....	3	3x, last vs. Arkansas State (11/19/21)
Minutes.....	42	vs. Tennessee State (1/2/21)

### Reed, Jr.'s Career Statistics at Southeast Missouri

Overall																					
Season	G-GS	Min	Avg	FG-FGA	Pct	3FG-3FGA	Pct	FT-FTA	Pct	Off	Def	Tot	Avg	PF	FO	A	TO	Blk	Stl	Pts	Avg
2020-21	27-22	799	29.6	106-224	.473	61-133	.459	24-39	.615	25	45	70	2.6	48	0	35	33	2	16	297	11.0
2021-22	13-13	413	31.8	65-155	.419	28-83	.337	33-44	.750	6	25	31	2.4	29	0	16	24	1	13	191	14.7
Total	40-35	1212	30.3	171-379	.451	89-216	.412	57-83	.687	31	70	101	2.5	77	0	51	57	3	29	488	12.2
Ohio Valley Conference Games Only																					
Season	G-GS	Min	Avg	FG-FGA	Pct	3FG-3FGA	Pct	FT-FTA	Pct	Off	Def	Tot	Avg	PF	FO	A	TO	Blk	Stl	Pts	Avg
2020-21	20-19	597	29.9	76-167	.455	44-103	.427	21-33	.636	15	33	48	2.4	32	0	32	27	1	12	217	10.9
2021-22	1-1	33	33.0	8-14	.571	4-9	.444	0-2	.000	1	1	2	2.0	1	0	0	3	0	0	20	20.0
Total	21-20	630	30.0	84-181	.464	48-112	.429	21-35	.600	16	34	50	2.4	33	0	32	30	1	12	237	11.3



## 2021-22 SOUTHEAST MISSOURI BASKETBALL NOTES

**AUSTIN PEAY // JAN. 1**



**25**



// Guard  
// Junior  
// 6-4 // 205  
// Houston, Texas  
// ASPIRE Academy  
(Louisville, Ky.)

### Nygal RUSSELL

**2021-22:** Southeast Missouri's fourth-leading scorer (7.8 ppg) and top rebounder (7.0 rpg)...Started 10 of the last 11 games...Did not play at Purdue Fort Wayne (12/11) due to illness...Went a flawless 6-of-6 from the field and finished with 14 points and six rebounds at Missouri State (11/9)...Played 18 minutes off the bench...Registered the first double-double of his career with 11 points and 11 rebounds vs. Youngstown State (11/13)...Finished with nine rebounds vs. Arkansas State (11/19)...Finished with six points and six rebounds in his first start of the season vs. Missouri Baptist (11/22)...Is 14-of-15 at the free throw line...Grabbed a career-high 15 rebounds (all defensive) vs. Evansville (12/8)...Ranks sixth in the Ohio Valley Conference in rebounding and second in defensive rebounds (5.8 rpg)...Posted his team-high second double-double with a season-best 15 points and 10 rebounds at Pepperdine (12/18).

### Russell's Game-by-Game Statistics

2021-22	FG	3P	FT	O/D	REB	E	PTS	A	TO	B	S	M
at Missouri State	6-6	1-1	1-1	0/6	6	4	14	2	0	0	1	18
Youngstown State	3-7	1-2	4-4	4/7	11	1	11	0	0	0	1	25
Arkansas State	1-5	0-3	0-0	3/6	9	0	2	2	1	0	0	24
Missouri Baptist*	2-5	0-1	2-2	1/5	6	1	6	2	3	1	4	27
at Incarnate Word*	3-6	1-2	0-0	0/5	5	2	7	0	2	0	1	24
vs. Portland*	1-7	1-5	0-0	1/3	4	5	3	1	0	0	0	16
vs. Montana State*	2-4	1-3	0-0	0/1	1	3	5	1	3	0	0	22
Webster University*	4-8	1-5	2-2	0/7	7	4	11	0	1	1	1	25
Evansville*	2-2	1-1	2-2	0/15	15	3	7	3	2	0	0	35
at Purdue Fort Wayne	DNP	-	-	-	-	-	-	-	-	-	-	-
at Southern Illinois*	3-7	2-3	0-0	4/3	7	2	8	3	1	1	1	30
at Pepperdine*	5-9	3-6	2-2	0/10	10	3	15	4	3	0	2	34
at California Baptist*	3-9	1-5	1-2	2/5	7	3	8	1	1	1	0	35
at Murray State*	1-8	1-4	2-3	1/2	3	2	5	4	1	1	0	21
Austin Peay												
at Belmont												
at Tennessee State												
Tennessee Tech												
at SIU Edwardsville												
Tennessee State												
at Eastern Illinois												
Morehead State												
SIU Edwardsville												
at UT Martin												
Eastern Illinois												
at Austin Peay												
Belmont												
at Tennessee Tech												
at Morehead State												
UT Martin												
Murray State												
Totals	36-83	14-41	16-18	16/75	91	33	102	23	18	5	11	336

\* - Game Started

### 2021-22 Season-Highs

Points	15	at Pepperdine (12/18/21)
Total Rebounds	15	vs. Evansville (12/8/21)
Offensive	4	2x, last at Southern Illinois (12/15/21)
Defensive	15	vs. Evansville (12/8/21)
FG Made	6	at Missouri State (11/9/21)
FG Attempted	8	2x, last at Murray State (12/30/21)
3-Point FG Made	3	at Pepperdine (12/18/21)
3-Point FG Attempted	6	at Pepperdine (12/18/21)
FT Made	4	vs. Youngstown State (11/13/21)
FT Attempted	4	vs. Youngstown State (11/13/21)
Assists	4	at Pepperdine (12/18/21)
Blocks	4	at California Baptist (12/21/21)
Steals	4	vs. Missouri Baptist (11/22/21)
Minutes	35	vs. Evansville (12/8/21)

### Career-Highs

Points	21	vs. Tennessee Tech (2/8/20)
Total Rebounds	15	vs. Evansville (12/8/21)
Offensive	4	3x, last vs. Youngstown State (11/13/21)
Defensive	15	vs. Evansville (12/8/21)
FG Made	8	vs. Tennessee Tech (2/8/20)
FG Attempted	11	vs. Tennessee Tech (2/8/20)
3-Point FG Made	4	vs. Tennessee Tech (2/8/20)
3-Point FG Attempted	6	3x, last at Pepperdine (12/18/21)
FT Made	8	2x, last at Eastern Illinois (2/25/21)
FT Attempted	10	at Eastern Illinois (2/25/21)
Assists	6	2x, last vs. UT Martin (12/18/20)
Blocks	4	at California Baptist (12/21/21)
Steals	6	vs. SIUE (1/28/21)
Minutes	38	vs. Southern Illinois (12/2/20)

### Russell's Career Statistics at Southeast Missouri

Overall

Season	G-GS	Min	Avg	FG-FGA	Pct	3FG-3FGA	Pct	FT-FTA	Pct	Off	Def	Tot	Avg	PE	FO	A	TO	Blk	Stl	Pts	Avg
2018-19	31-9	499	16.1	53-147	.361	16-53	.302	43-62	.694	13	69	82	2.6	60	2	44	40	2	13	165	5.3
2019-20	28-7	512	18.3	64-148	.432	23-67	.343	25-36	.694	11	69	80	2.9	47	0	42	44	2	19	176	6.3
2020-21	27-7	512	19.0	37-100	.370	7-40	.175	24-42	.571	29	78	107	4.0	58	2	27	34	3	29	105	3.9
2021-22	13-10	336	25.8	36-83	.434	14-41	.341	16-18	.889	16	75	91	7.0	33	1	23	18	5	11	102	7.8
Total	99-33	1859	18.8	190-478	.397	60-201	.299	108-158	.684	69	291	360	3.6	198	5	136	136	12	72	548	5.5

Ohio Valley Conference Games Only

Season	G-GS	Min	Avg	FG-FGA	Pct	3FG-3FGA	Pct	FT-FTA	Pct	Off	Def	Tot	Avg	PE	FO	A	TO	Blk	Stl	Pts	Avg
2018-19	18-8	297	16.5	33-93	.355	11-34	.324	37-50	.740	7	33	40	2.2	38	1	28	24	2	8	114	6.3
2019-20	16-7	354	22.1	47-101	.465	22-52	.423	15-22	.682	7	43	50	3.1	30	0	31	28	1	12	131	8.2
2020-21	20-1	332	16.6	27-69	.391	4-27	.148	15-27	.556	18	46	64	3.2	37	0	23	20	0	19	73	3.7
2021-22	1-1	21	21.0	1-8	.125	1-4	.250	2-3	.667	1	2	3	3.0	2	0	4	1	1	0	5	5.0
Total	55-17	1004	18.3	108-271	.399	38-117	.325	69-102	.676	33	124	157	2.9	107	1	86	73	4	39	323	5.9





1



// Guard  
 // Freshman  
 // 5-10 // 165  
 // St. Louis, Mo.  
 // Vashon H.S.  
 // Saint Louis

## Phillip RUSSELL

**2021-22:** Averages 14.6 points a game as Southeast Missouri's second-leading scorer through 14 starts...Only player on the team who has started every game...Tied for first on the team with 28 three-pointers made...Is second on the team in assists (37) and first in steals (17)...Stands ninth in the Ohio Valley Conference in scoring, 10th in free throw percentage (.734), 12th in steals (1.2 per game), seventh in 3-point field goal percentage (.406), 10th in 3-point field goals made (2.0 per game) and eighth in minutes played (30.6 per game)...Scored double figures in 12 of his 14 starts...Finished as SEMO's top scorer in seven of the last 11 games...Poured in 24 points on 10-of-16 field goals vs. Evansville (12/8)...Dropped in 21 points vs. Montana State (11/28)...Named OVC Freshman of the Week on Nov. 29...Pitched in a season-best 25 points (20 in the second half) at Pepperdine (12/18), his third 20-point game of the season.

### Russell's Game-by-Game Statistics

2021-22	FG	3P	FT	O/D	REB	E	PTS	A	TO	B	S	M
at Missouri State*	0-5	0-2	3-4	0/3	3	3	3	2	1	0	1	25
Youngstown State*	4-8	3-4	0-0	1/0	1	5	11	1	2	0	0	17
Arkansas State*	3-8	2-5	5-6	0-1	1	2	13	2	1	0	0	29
Missouri Baptist*	5-8	3-3	5-7	1/1	2	1	18	3	1	0	4	30
at Incarnate Word*	2-6	2-3	4-6	1/1	2	3	10	2	0	0	0	38
vs. Portland*	7-10	3-5	2-4	1/3	4	3	19	4	2	0	1	26
vs. Montana State*	6-15	2-7	7-8	1/1	2	4	21	3	3	1	1	33
Webster University*	1-6	0-3	0-0	1/1	2	1	2	4	0	0	0	30
Evansville*	10-16	2-4	2-3	0/4	4	1	24	4	2	0	2	35
at Purdue Fort Wayne*	5-9	1-3	6-7	0/2	2	3	17	1	1	0	2	30
at Southern Illinois*	4-12	2-8	0-0	2/1	3	1	10	3	5	0	0	33
at Pepperdine*	9-14	4-6	3-5	1/0	1	4	25	1	5	0	4	35
at California Baptist*	6-13	3-8	2-6	3/2	5	2	17	1	2	0	1	34
at Murray State*	3-14	1-8	8-8	2/1	3	2	15	6	4	0	1	34
Austin Peay												
at Belmont												
at Tennessee State												
Tennessee Tech												
at SIU Edwardsville												
Tennessee State												
at Eastern Illinois												
Morehead State												
SIU Edwardsville												
at UT Martin												
Eastern Illinois												
at Austin Peay												
Belmont												
at Tennessee Tech												
at Morehead State												
UT Martin												
Murray State												
Totals	65-144	28-69	47-64	14/21	35	35	205	37	29	1	17	429

\* - Game Started

### 2021-22 Season/Career-Highs

Points .....	25	at Pepperdine (12/18/21)
Total Rebounds .....	5	at California Baptist (12/21/21)
Offensive .....	3	at California Baptist (12/21/21)
Defensive .....	4	vs. Evansville (12/8/21)
FG Made .....	10	vs. Evansville (12/8/21)
FG Attempted .....	16	vs. Evansville (12/8/21)
3-Point FG Made .....	4	at Pepperdine (12/18/21)
3-Point FG Attempted .....	8	3x, last at Murray State (12/30/21)
FT Made .....	8	at Murray State (12/30/21)
FT Attempted .....	8	2x, last at Murray State (12/30/21)
Assists .....	6	at Murray State (12/30/21)
Blocks .....	1	vs. Montana State (11/28/21)
Steals .....	4	2x, last at Pepperdine (12/18/21)
Minutes .....	38	at Incarnate Word (11/26/21)

### Russell's Career Statistics at Southeast Missouri

Season	G-GS	Min	Avg	FG-FGA	Pct	3FG-3FGA	Pct	FT-FTA	Pct	Off	Def	Tot	Avg	PF	FO	A	TO	Blk	Stl	Pts	Avg
2021-22	14-14	429	30.6	65-144	.451	28-69	.406	47-64	.734	14	21	35	2.5	35	1	37	29	1	17	205	14.6
Ohio Valley Conference Games Only																					
Season	G-GS	Min	Avg	FG-FGA	Pct	3FG-3FGA	Pct	FT-FTA	Pct	Off	Def	Tot	Avg	PF	FO	A	TO	Blk	Stl	Pts	Avg
2021-22	1-1	34	34.0	3-14	.214	1-8	.125	8-8	1.000	2	1	3	3.0	2	0	6	4	0	1	15	15.0



## 2021-22 SOUTHEAST MISSOURI BASKETBALL NOTES

**AUSTIN PEAY // JAN. 1**



# 31



// Forward  
// Graduate  
// 6-7 // 260  
// Keller, Texas  
// Keller H.S.  
// Cal Poly

## Nolan TAYLOR

**2021-22:** Will not play this season.

### Taylor's Game-by-Game Statistics

2021-22	FG	3P	FT	O/D	REB	F	PTS	A	TO	B	S	M
at Missouri State	DNP	-	-	-	-	-	-	-	-	-	-	-
Youngstown State	DNP	-	-	-	-	-	-	-	-	-	-	-
Arkansas State	DNP	-	-	-	-	-	-	-	-	-	-	-
Missouri Baptist	DNP	-	-	-	-	-	-	-	-	-	-	-
at Incarnate Word	DNP	-	-	-	-	-	-	-	-	-	-	-
vs. Portland	DNP	-	-	-	-	-	-	-	-	-	-	-
vs. Montana State	DNP	-	-	-	-	-	-	-	-	-	-	-
Webster University	DNP	-	-	-	-	-	-	-	-	-	-	-
Evansville	DNP	-	-	-	-	-	-	-	-	-	-	-
at Purdue Fort Wayne	DNP	-	-	-	-	-	-	-	-	-	-	-
at Southern Illinois	DNP	-	-	-	-	-	-	-	-	-	-	-
at Pepperdine	DNP	-	-	-	-	-	-	-	-	-	-	-
at California Baptist	DNP	-	-	-	-	-	-	-	-	-	-	-
at Murray State	DNP	-	-	-	-	-	-	-	-	-	-	-
Austin Peay												
at Belmont												
at Tennessee State												
Tennessee Tech												
at SIU Edwardsville												
Tennessee State												
at Eastern Illinois												
Morehead State												
SIU Edwardsville												
at UT Martin												
Eastern Illinois												
at Austin Peay												
Belmont												
at Tennessee Tech												
at Morehead State												
UT Martin												
Murray State												
Totals												

\* - Game Started

### 2021-22 Season-Highs

Points .....	-
Total Rebounds .....	-
Offensive .....	-
Defensive .....	-
FG Made .....	-
FG Attempted .....	-
3-Point FG Made .....	-
3-Point FG Attempted .....	-
FT Made .....	-
FT Attempted .....	-
Assists .....	-
Blocks .....	-
Steals .....	-
Minutes .....	-

### Career-Highs

Points .....	16	vs. Lipscomb (12/7/20)
Total Rebounds .....	9	at Evansville (12/15/20)
Offensive .....	5	vs. Lipscomb (12/7/20)
Defensive .....	9	at Evansville (12/15/20)
FG Made .....	6	2x, last at Evansville (12/15/20)
FG Attempted .....	11	2x, last at Evansville (12/15/20)
3-Point FG Made .....	-	-
3-Point FG Attempted .....	-	-
FT Made .....	6	4x, last at Tennessee State (1/19/21)
FT Attempted .....	11	vs. Tennessee State (1/2/21)
Assists .....	5	vs. Lipscomb (12/7/20)
Blocks .....	1	2x, last at Lipscomb (12/9/20)
Steals .....	1	5x, last at Belmont (1/7/21)
Minutes .....	29	at Evansville (12/15/20)

### Taylor's Career Statistics at Southeast Missouri

Overall																			
Season	G-GS	Min	Avg	FG-FGA	Pct	3FG-3FGA	Pct	FT-FTA	Pct	Off	Def	Tot	Avg	PF	FO	A	TO	Blk	Stl
2020-21	18-15	330	18.3	59-106	.557	0-0	.000	40-64	.625	24	49	73	4.1	42	0	16	17	2	5
Ohio Valley Conference Games Only																			
Season	G-GS	Min	Avg	FG-FGA	Pct	3FG-3FGA	Pct	FT-FTA	Pct	Off	Def	Tot	Avg	PF	FO	A	TO	Blk	Stl
2020-21	12-9	188	15.7	33-59	.559	0-0	.000	20-36	.556	11	21	32	2.7	26	0	7	12	0	3

# 2021-22 SOUTHEAST MISSOURI BASKETBALL NOTES

AUSTIN PEAY // JAN. 1



2



- // Forward
- // Freshman
- // 6-7 // 230
- // Omaha, Neb.
- // Westside H.S.
- // Western Nebraska CC

## Chase THOMPSON

**2021-22:** Saw action in 11 games off the bench...Scored four points in nine minutes during his first NCAA Division I game at Missouri State (11/9)...Had a season-high three rebounds vs. Webster (12/4).

### Thompson's Game-by-Game Statistics

2021-22	FG	3P	FT	O/D	REB	E	PTS	A	TO	B	S	M
at Missouri State	1-3	1-3	1-2	0/1	1	2	4	0	0	0	0	9
Youngstown State	1-4	1-4	0-0	0/1	1	4	3	1	0	0	0	11
Arkansas State	DNP	-	-	-	-	-	-	-	-	-	-	-
Missouri Baptist	1-3	0-2	0-0	0/2	2	4	2	0	2	0	0	10
at Incarnate Word	0-0	0-0	0-0	0/0	0	1	0	1	0	0	0	1
vs. Portland	1-2	1-2	0-0	0/2	2	0	3	0	0	0	0	15
vs. Montana State	0-2	0-1	0-0	0/1	1	3	0	1	1	1	0	9
Webster University	0-4	0-2	1-2	2/1	3	0	1	0	0	0	1	6
Evansville	0-2	0-1	0-0	0/1	1	1	0	0	0	1	0	6
at Purdue Fort Wayne	0-0	0-0	0-0	0/0	0	0	0	0	0	0	0	2
at Southern Illinois	0-1	0-0	0-0	0/0	0	0	0	0	0	0	0	5
at Pepperdine	0-0	0-0	0-0	0/0	0	0	0	0	0	0	1	2
at California Baptist	DNP	-	-	-	-	-	-	-	-	-	-	-
at Murray State	DNP	-	-	-	-	-	-	-	-	-	-	-
Austin Peay												
at Belmont												
at Tennessee State												
Tennessee Tech												
at SIU Edwardsville												
Tennessee State												
at Eastern Illinois												
Morehead State												
SIU Edwardsville												
at UT Martin												
Eastern Illinois												
at Austin Peay												
Belmont												
at Tennessee Tech												
at Morehead State												
UT Martin												
Murray State												
Totals	4-21	3-15	2-4	2/9	11	15	13	3	3	2	2	76

\* - Game Started

### 2021-22 Season/Career-Highs

Points .....	4	at Missouri State (11/9/21)
Total Rebounds .....	3	vs. Webster (12/4/21)
Offensive .....	2	vs. Webster (12/4/21)
Defensive .....	2	2x, last vs. Portland (11/27/21)
FG Made .....	1	4x, last vs. Portland (11/27/21)
FG Attempted .....	4	2x, last vs. Webster (12/4/21)
3-Point FG Made .....	1	3x, last vs. Portland (11/27/21)
3-Point FG Attempted .....	4	vs. Youngstown State (11/13/21)
FT Made .....	1	2x, last vs. Webster (12/4/21)
FT Attempted .....	2	2x, last vs. Webster (12/4/21)
Assists .....	1	3x, last vs. Montana State (11/28/21)
Blocks .....	1	2x, last vs. Evansville (12/8/21)
Steals .....	1	2x, last at Pepperdine (12/18/21)
Minutes .....	15	vs. Portland (11/27/21)

### Thompson's Career Statistics at Southeast Missouri

Season	G-GS	Min	Avg	FG-FGA	Pct	3FG-3FGA	Pct	FT-FTA	Pct	Off	Def	Tot	Avg	PF	FO	A	TO	Blk	Stl	Pts	Avg
2021-22	11-0	76	6.9	4-21	.190	3-15	.200	2-4	.500	2	9	11	1.0	15	0	3	3	2	2	13	1.2
Ohio Valley Conference Games Only																					
Season	G-GS	Min	Avg	FG-FGA	Pct	3FG-3FGA	Pct	FT-FTA	Pct	Off	Def	Tot	Avg	PF	FO	A	TO	Blk	Stl	Pts	Avg
2021-22																					



**AUSTIN PEAY // JAN. 1**



// Forward  
 // Freshman  
 // 6-10 // 250  
 // St. Charles, Mo.  
 // Francis Howell H.S.

**2021-22:** Missed five games with an ankle sprain...Returned to score 13 points on a near-perfect 6-of-7 field goals in 23 minutes off the bench...Started each of Southeast Missouri's first three contests of the season...Pitched in five points at Missouri State (11/9) and vs. Arkansas State (11/19)...Averages 5.5 points and 2.5 rebounds per game...Started the last two contests.

2021-22	FG	3P	FT	O/D	REB	F	PTS	A	TO	B	S	M
at Missouri State*	2-2	0-0	1-2	0/0	0	3	5	0	1	0	0	10
Youngstown State*	0-1	0-0	0-0	0/0	0	2	0	0	2	0	0	7
Arkansas State*	2-7	0-0	1-2	3/1	4	0	5	1	0	1	0	16
Missouri Baptist	DNP	-	-	-	-	-	-	-	-	-	-	-
at Incarnate Word	DNP	-	-	-	-	-	-	-	-	-	-	-
vs. Portland	DNP	-	-	-	-	-	-	-	-	-	-	-
vs. Montana State	DNP	-	-	-	-	-	-	-	-	-	-	-
Webster University	DNP	-	-	-	-	-	-	-	-	-	-	-
Evansville	DNP	-	-	-	-	-	-	-	-	-	-	-
at Purdue Fort Wayne	DNP	-	-	-	-	-	-	-	-	-	-	-
at Southern Illinois	DNP	-	-	-	-	-	-	-	-	-	-	-
at Pepperdine	6-7	0-0	1-1	1/2	3	1	13	0	0	0	0	23
at California Baptist*	2-6	0-0	2-4	2/4	6	2	6	0	0	0	2	21
at Murray State*	2-3	0-0	0-0	1/1	2	2	4	0	0	1	0	24
Austin Peay												
at Belmont												
at Tennessee State												
Tennessee Tech												
at SIU Edwardsville												
Tennessee State												
at Eastern Illinois												
Morehead State												
SIU Edwardsville												
at UT Martin												
Eastern Illinois												
at Austin Peay												
Belmont												
at Tennessee Tech												
at Morehead State												
UT Martin												
Murray State												
Totals	14-26	0-0	5-9	7/8	15	10	33	1	3	2	2	101

\* - Game Started

Points .....	13	at Pepperdine (12/18/21)
Total Rebounds .....	6	at California Baptist (12/21/21)
Offensive .....	3	vs. Arkansas State (11/19/21)
Defensive .....	4	at California Baptist (12/21/21)
FG Made .....	6	at Pepperdine (12/18/21)
FG Attempted.....	7	2x, last at Pepperdine (12/18/21)
3-Point FG Made.....	-	-
3-Point FG Attempted.....	-	-
FT Made .....	2	3x, last at California Baptist (12/21/21)
FT Attempted .....	4	3x, last at California Baptist (12/21/21)
Assists .....	1	vs. Arkansas State (11/19/21)
Blocks.....	1	2x, last at Murray State (12/30/21)
Steals.....	2	at California Baptist (12/21/21)
Minutes .....	24	at Murray State (12/30/21)

Overall																					
Season	G-GS	Min	Avg	FG-FGA	Pct	3FG-3FGA	Pct	FT-FTA	Pct	Off	Def	Tot	Avg	PF	FO	A	TO	Blk	Stl	Pts	Avg
2021-22	6-5	101	16.8	14-26	.538	3FG-3FGA 0-0	.000	5-9	.556	7	8	15	2.5	10	0	1	3	2	2	33	5.5
Ohio Valley Conference Games Only																					
Season	G-GS	Min	Avg	FG-FGA	Pct	3FG-3FGA	Pct	FT-FTA	Pct	Off	Def	Tot	Avg	PF	FO	A	TO	Blk	Stl	Pts	Avg
2021-22	1-1	24	24.0	2-3	.667	0-0	.000	0-0	.000	1	1	2	2.0	2	0	0	0	1	0	4	4.0



## Season/Career Statistics

## SEASON STATISTICS

## CAREER STATISTICS

SUMMARY	gp-gs	min/g	fg%	3fg%	ft%	r/g	a/g	stl	blk	pts/g	gp-gs	min/g	fg%	3fg%	ft%	r/g	a/g	stl	blk	pts/g
REED, JR., Eric	13-13	31.8	.419	.337	.750	2.4	1.2	13	1	14.7	40-35	30.3	.451	.412	.687	2.5	1.3	29	3	12.2
RUSSELL, Phillip	14-14	30.6	.451	.406	.734	2.5	2.6	17	1	14.6	14-14	30.6	.451	.406	.734	2.5	2.6	17	1	14.6
HARRIS, Chris	14-6	27.1	.423	.313	.800	3.1	2.9	11	2	11.6	42-32	29.0	.385	.307	.756	2.6	3.1	36	5	12.3
RUSSELL, Nygal	13-10	25.8	.434	.341	.889	7.0	1.8	11	5	7.8	99-33	18.8	.397	.299	.684	3.6	1.4	72	12	5.5
NICHOLAS, DQ	11-3	21.5	.524	.308	.889	2.8	1.3	6	2	7.8	68-49	26.0	.411	.288	.741	3.3	2.2	58	10	8.1
THOMPSON, Sam	6-5	16.8	.538	.000	.556	2.5	0.2	2	2	5.5	6-5	16.8	.538	.000	.556	2.5	0.2	2	2	5.5
PATTERSON, Manny	14-9	13.8	.471	.000	.833	4.2	0.3	4	2	5.2	36-21	13.2	.493	.000	.797	3.4	0.3	7	21	5.4
JOHNSON, Nate	11-0	10.1	.686	.000	.500	1.5	0.2	3	4	4.9	36-0	9.3	.584	.000	.441	1.9	0.3	7	14	3.3
AKENTEN, Nana	13-3	18.3	.256	.213	.500	4.7	0.5	8	10	4.5	40-27	24.2	.352	.320	.686	5.4	0.8	42	20	7.7
LONG, Parker	4-0	6.5	.500	.500	.500	1.0	0.0	2	1	3.0	19-0	5.1	.533	.600	.500	0.7	0.1	4	1	1.2
BRANSON, Dylan	14-7	18.6	.375	.278	.400	3.0	1.3	6	3	2.2	41-9	16.7	.464	.422	.800	2.6	1.3	14	7	2.8
THOMPSON, Chase	11-0	6.9	.190	.200	.500	1.0	0.3	2	2	1.2	11-0	6.9	.190	.200	.500	1.0	0.3	2	2	1.2

SCORING	fg-fga	fg%	3fg-fga	3fg%	ft-fa	ft%	pts	pts/g	fg-fga	fg%	3fg-fga	3fg%	ft-fa	ft%	pts	pts/g
REED, JR., Eric	65-155	.419	28-83	.337	33-44	.750	191	14.7	171-379	.451	89-216	.412	57-83	.687	488	12.2
RUSSELL, Phillip	65-144	.451	28-69	.406	47-64	.734	205	14.6	65-144	.451	28-69	.406	47-64	.734	205	14.6
HARRIS, Chris	52-123	.423	15-48	.313	44-55	.800	163	11.6	154-400	.385	58-189	.307	149-197	.756	515	12.3
RUSSELL, Nygal	36-83	.434	14-41	.341	16-18	.889	102	7.8	190-478	.397	60-201	.299	108-158	.684	548	5.5
NICHOLAS, DQ	33-63	.524	4-13	.308	16-18	.889	86	7.8	176-428	.411	38-132	.288	160-216	.741	550	8.1
THOMPSON, Sam	14-26	.538	0-0	.000	5-9	.556	33	5.5	14-26	.538	0-0	.000	5-9	.556	33	5.5
PATTERSON, Manny	24-51	.471	0-0	.000	25-30	.833	73	5.2	68-138	.493	0-0	.000	59-74	.797	195	5.4
JOHNSON, Nate	24-35	.686	0-0	.000	6-12	.500	54	4.9	52-89	.584	0-0	.000	15-34	.441	119	3.3
AKENTEN, Nana	21-82	.256	10-47	.213	6-12	.500	58	4.5	105-298	.352	63-197	.320	35-51	.686	308	7.7
LONG, Parker	4-8	.500	3-6	.500	1-2	.500	12	3.0	8-15	.533	6-10	.600	1-2	.500	23	1.2
BRANSON, Dylan	12-32	.375	5-18	.278	2-5	.400	31	2.2	39-84	.464	19-45	.422	16-20	.800	113	2.8
THOMPSON, Chase	4-21	.190	3-15	.200	2-4	.500	13	1.2	4-21	.190	3-15	.200	2-4	.500	13	1.2

TOTALS	o-reb	d-reb	t-reb	pf	fo	ast	to	a/to	o-reb	d-reb	t-reb	pf	fo	ast	to	a/to
REED, JR., Eric	6	25	31	29	0	16	24	0.7	31	70	101	77	0	51	57	0.9
RUSSELL, Phillip	14	21	35	35	1	37	29	1.3	14	21	35	35	1	37	29	1.3
HARRIS, Chris	2	41	43	26	0	41	39	1.1	9	100	109	81	1	131	108	1.2
RUSSELL, Nygal	16	75	91	33	1	23	18	1.3	69	291	360	198	5	136	136	1.0
NICHOLAS, DQ	7	24	31	18	0	14	10	1.4	28	197	225	131	2	150	143	1.0
THOMPSON, Sam	7	8	15	10	0	1	3	0.3	7	8	15	10	0	1	3	0.3
PATTERSON, Manny	25	34	59	33	0	4	21	0.2	44	77	121	84	1	11	46	0.2
JOHNSON, Nate	8	9	17	22	0	2	12	0.2	28	41	69	55	0	10	29	0.3
AKENTEN, Nana	13	48	61	32	0	6	5	1.2	41	176	217	98	3	32	56	0.6
LONG, Parker	1	3	4	1	0	0	1	0.0	5	8	13	6	0	2	5	0.4
BRANSON, Dylan	5	37	42	30	1	18	16	1.1	25	82	107	84	3	52	56	0.9
THOMPSON, Chase	2	9	11	15	0	3	3	1.0	2	9	11	15	0	3	3	1.0





## 2021-22 SOUTHEAST MISSOURI BASKETBALL NOTES

AUSTIN PEAY // JAN. 1

### Game 1

#### Southeast Missouri 99 Missouri State 94

November 9, 2021 • JQH Arena • Springfield, Mo.



#### SPRINGFIELD, Mo.

Eric Reed, Jr. scored 21 points and made a huge 3-pointer with 11 seconds left to lead Southeast Missouri to a 99-94 victory over Missouri State in a slugfest at JQH Arena.

In a game with a championship type feel, in-state foes SEMO and MSU went back-and-forth in a matchup that featured 11 ties, nine lead changes and 69 free throws attempted.

MSU, although never leading for the final 15:34 of the game, was either tied or within one or two points several times during that stretch. After Manny Patterson

grabbed the rebound off a Reed, Jr. miss, Patterson scored, was fouled and converted a 3-point play to give SEMO an 88-80 lead with 4:41 to go.

Nana Akenten later knocked down a 3-pointer to put the Redhawks ahead by eight again, this time at 95-87 with 1:49 on the clock.

The Bears answered Akenten's three with a 7-1 run and closed SEMO's lead to 96-94 on a 3-pointer by Demarcus Sharp with 42 seconds left.

On SEMO's ensuing possession, Akenten dishd to Reed, Jr. who drained a 3-pointer from the right side with 11 seconds remaining before DQ Nicholas stole the ball from Sharp to bury the Bears for good.

### Game 2

#### Youngstown State 97 Southeast Missouri 79

November 13, 2021 • Show Me Center • Cape Girardeau, Mo.



#### CAPE GIRARDEAU, Mo. -

Southeast Missouri fell victim to a big second half run and couldn't recover in a 97-79 loss to Youngstown State.

SEMO held a 39-37 lead at halftime, but things quickly slipped away from the Redhawks in the final 20 minutes.

Down, 54-52, following a free throw by Eric Reed, Jr. with 13:16 remaining in the game, YSU went on a 15-0 run to build a 17-point advantage (69-52). Garrett Covington contributed five points to help key the surge.

The Penguins took their largest lead at 84-60 when Luke Chicone

converted a 3-point play at the 5:34 mark. SEMO didn't get YSU's lead lower than 18 points the rest of the way.

DQ Nicholas scored 12 of his 17 points in the first half, where SEMO's largest lead was 37-32 with 2:27 to go. Nygal Russell's two free throws gave the Redhawks that five-point advantage.

Reed, Jr. and Nicholas paced SEMO with 17 points each, while Russell added a double-double 11 points and 11 rebounds. For Russell, it was the first double-double of his career. Phillip Russell scored 11 points for his first double-digit game as a Redhawk.

Official Basketball Box Score -- Game Totals -- Final Statistics  
Southeast Mo. St. vs Missouri St.  
11-09-21 7 p.m. at JQH Arena -- Springfield, Mo.



#### Southeast Mo. St. 99 • 1-0,0-0 OVC

#	Player	Total		3-Ptr		Rebounds			PF	TP	A	TO	Blk	Stl	Min
		FG-FGA	FG-FGA	FT-FTA	FT-FTA	Off	Def	Tot							
20	THOMPSON, Sam	r	2-2	0-0	1-2	0	0	0	3	5	0	1	0	0	10
01	RUSSELL, Phillip	g	0-5	0-2	3-4	0	3	3	3	2	1	0	1	0	25
03	REED, JR., Eric	g	6-13	2-5	7-7	1	1	2	2	21	0	3	0	2	35
05	HARRIS, Chris	g	7-10	0-1	5-9	0	3	3	2	19	4	3	0	0	35
21	AKENTEN, Nana	g	5-7	3-4	0-0	0	3	3	4	13	1	0	1	0	21
02	THOMPSON, Chase	g	1-3	1-3	1-2	0	1	1	2	4	0	0	0	0	9
10	PATTERSON, Manny	g	2-5	0-0	7-7	3	4	7	4	11	0	1	0	0	18
11	NICHOLAS, DQ	g	1-2	0-1	2-2	0	4	4	2	4	1	1	1	1	19
13	LONG, Parker	g	2-2	1-1	0-0	0	0	0	0	5	0	1	0	1	5
25	RUSSELL, Nygal	g	6-6	1-1	1-1	0	6	6	4	14	2	0	0	0	18
33	BRANSON, Dylan	g	0-1	0-1	0-0	0	0	0	0	0	0	0	0	0	5
Team						1	3	4							
Totals			32-56	8-19	27-34	5	28	33	26	99	10	11	2	6	200

FG % 1st Half: 17-32 53.1% 2nd half: 15-24 62.5% Game: 32-56 57.1%  
3FG % 1st Half: 5-13 38.5% 2nd half: 3-6 50.0% Game: 8-19 42.1%  
FT % 1st Half: 6-8 75.0% 2nd half: 21-26 80.8% Game: 27-34 79.4%

Deadball  
Rebounds  
3

#### Missouri St. 94 • 0-1,0-0 MVC

#	Player	Total		3-Ptr		Rebounds			PF	TP	A	TO	Blk	Stl	Min
		FG-FGA	FG-FGA	FT-FTA	FT-FTA	Off	Def	Tot							
05	Donovan Clay	r	8-10	1-2	3-5	2	2	4	3	20	2	0	0	1	36
44	Gaige Prim	r	8-11	0-1	12-16	4	11	15	4	28	3	1	1	1	32
00	Demarcus Sharp	g	4-10	2-4	2-4	0	2	2	4	12	2	2	0	1	26
01	Isiah Mosley	g	5-10	0-4	6-6	1	1	2	4	16	1	1	0	0	30
04	Ja'Monta Black	g	1-3	0-2	0-0	0	4	4	2	2	3	1	0	0	29
03	Isaac Haney	g	0-2	0-2	0-0	0	1	1	1	0	0	0	0	0	4
12	Jaylen Minnett	g	4-10	4-9	2-2	0	1	1	3	14	1	2	0	2	31
25	Lu'cye Patterson	g	0-3	0-2	0-2	0	1	1	0	0	1	0	0	0	10
33	Dawson Carper	g	1-1	0-0	0-0	0	0	0	1	2	0	0	0	1	2
Team						0	0	0							
Totals			31-60	7-26	25-35	7	23	30	22	94	13	7	1	6	200

FG % 1st Half: 16-34 47.1% 2nd half: 15-26 57.7% Game: 31-60 51.7%  
3FG % 1st Half: 3-16 18.8% 2nd half: 4-10 40.0% Game: 7-26 26.9%  
FT % 1st Half: 6-10 60.0% 2nd half: 19-25 76.0% Game: 25-35 71.4%

Deadball  
Rebounds  
4

Officials: Boyd Copeland, Kevin Driver, Winston Stith  
Technical fouls: Southeast Mo. St.-PATTERSON, Manny. Missouri St.-None.  
Attendance: 4190  
2021-22 Men's Basketball. Round: 0. Missouri St. vs Southeast Mo. St.. Played

Score by periods	1st	2nd	Total
Southeast Mo. St.	45	54	99
Missouri St.	41	53	94

Official Basketball Box Score -- Game Totals -- Final Statistics  
Youngstown State vs Southeast Missouri  
11-13-21 5:30 p.m. at Show Me Center -- Cape Girardeau, Mo.



#### Youngstown State 97 • 1-1

#	Player	Total		3-Ptr		Rebounds			PF	TP	A	TO	Blk	Stl	Min
		FG-FGA	FG-FGA	FT-FTA	FT-FTA	Off	Def	Tot							
31	AKUCHIE, Michael	r	5-9	0-1	6-7	2	4	6	4	16	1	2	0	0	29
02	OLISON, Tevin	g	9-16	4-7	5-7	2	4	6	1	27	4	0	0	1	37
05	COHILL, Dwayne	g	4-9	0-2	2-2	0	4	4	4	10	1	3	0	1	25
22	RATHAN-MAYES, Shem	g	2-3	1-1	10-11	1	0	1	4	15	2	1	0	0	34
32	COVINGTON, Garrett	g	7-15	2-5	2-3	2	8	10	3	18	0	1	0	1	24
01	THOMAS, Jamir	g	2-3	0-1	0-1	2	0	2	2	4	0	0	0	0	11
10	CHICONE, Luke	g	2-5	0-1	3-5	0	4	4	5	7	4	0	1	0	17
15	HUNTER, Myles	g	0-1	0-0	0-0	0	2	2	2	0	0	0	0	0	11
24	SHELTON, Chris	g	0-2	0-2	0-0	0	2	2	2	0	1	0	0	0	12
Team						3	3	6							
Totals			31-63	7-20	28-36	12	31	43	27	97	13	7	1	3	200

FG % 1st Half: 11-30 36.7% 2nd half: 20-33 60.6% Game: 31-63 49.2%  
3FG % 1st Half: 4-11 36.4% 2nd half: 3-9 33.3% Game: 7-20 35.0%  
FT % 1st Half: 11-14 78.6% 2nd half: 17-22 77.3% Game: 28-36 77.8%

Deadball  
Rebounds  
2,1

#### Southeast Missouri 79 • 1-1

#	Player	Total		3-Ptr		Rebounds			PF	TP	A	TO	Blk	Stl	Min
		FG-FGA	FG-FGA	FT-FTA	FT-FTA	Off	Def	Tot							
20	THOMPSON, Sam	r	0-1	0-0	0-0	0	0	0	2	0	0	2	0	0	7
01	RUSSELL, Phillip	g	4-8	3-4	0-0	1	0	1	5	11	1	2	0	0	17
03	REED, JR., Eric	g	3-13	1-7	10-12	0	3	3	2	17	2	0	0	0	31
05	HARRIS, Chris	g	2-6	1-1	4-7	0	1	1	3	9	4	4	0	2	22
21	AKENTEN, Nana	g	0-4	0-3	1-4	0	5	5	4	1	1	0	0	2	25
02	THOMPSON, Chase	g	1-4	1-4	0-0	0	1	1	4	3	0	1	0	0	11
10	PATTERSON, Manny	g	2-3	0-0	2-3	2	1	3	3	6	0	1	0	0	16
11	NICHOLAS, DQ	g	7-8	0-0	3-3	0	4	4	1	17	0	1	1	0	28
13	LONG, Parker	g	1-2	1-2	1-2	0	2	2	0	4	0	0	1	0	6
25	RUSSELL, Nygal	g	3-7	1-2	4-4	4	7	11	1	11	0	0	0	1	25
33	BRANSON, Dylan	g	0-1	0-1	0-0	0	1	1	4	0	2	0	0	0	12
Team						1	1	2							
Totals			23-57	8-24	25-35	8	26	34	29	79	11	10	4	3	200

FG % 1st Half: 12-28 42.9% 2nd half: 11-29 37.9% Game: 23-57 40.4%  
3FG % 1st Half: 5-13 38.5% 2nd half: 3-11 27.3% Game: 8-24 33.3%  
FT % 1st Half: 10-14 71.4% 2nd half: 15-21 71.4% Game: 25-35 71.4%

Officials: Kevin Mathis, Mike O'Neill, Wesley Harper  
Technical fouls: Youngstown State-None. Southeast Missouri-None.  
Attendance: 1280

Score by periods	1st	2nd	Total
Youngstown State	37	60	97
Southeast Missouri	39	40	79

Points	In	Off	2nd	Fast	Bench
YSU	36	7	20	2	11
SEMO	24	12	13	2	41

# 2021-22 SOUTHEAST MISSOURI BASKETBALL NOTES

AUSTIN PEAY // JAN. 1



## Game 3

### Arkansas State 72 Southeast Missouri 60

November 19, 2021 • Show Me Center • Cape Girardeau, Mo.



**CAPE GIRARDEAU, Mo. -**  
Eric Reed, Jr. scored 15 points and freshman Phillip Russell

added 13 as Southeast Missouri dropped a 72-60 decision to Arkansas State.

Reed, Jr. scored double figures for the fourth-straight game dating back to last season, while Russell reached double-digits in the scoring column for the second game in a row.

SEMO led for just 44 seconds in the contest. DQ Nicholas (21-20) and Nate Johnson (23-22) each made layups to give the Redhawks their only leads.

ASU, after leading 39-33 at halftime, used a 12-0 run to put the game out of reach. Preseason Sun Belt Conference Player of the Year Norchad Omir made two free throws to cap the jaunt that put the Red Wolves ahead, 56-38, with a little over 14 minutes to go.

After that, SEMO never pulled within single digits.

The Redhawks shot just 28 percent (7-of-25) from the field and went 1-of-11 from 3-point range in the second half. For the game, SEMO finished with a 36.2 percent (21-of-58) clip from the floor.

Reed, Jr. made 6-of-13 field goals and knocked down a pair of 3-pointers to go along with three assists and three steals.

## Game 4

### Missouri Baptist 63 Southeast Missouri 71

November 22, 2021 • Show Me Center • Cape Girardeau, Mo.



**CAPE GIRARDEAU, Mo. -**  
Phillip Russell scored 18 points, while Chris Harris (16) and Nana

Akenten (15) combined for 31 points off the bench to lead Southeast Missouri to its first home win of the season, a 71-63 victory over Missouri Baptist.

SEMO overcame a 15-point deficit to get by NAIA member MBU. The Redhawks improved to 20-0 all-time against the Spartans and posted their 31st consecutive win over a non-Division I opponent.

It was a tale of two halves for the Redhawks, who trailed for the majority of the first half before taking control of the final 20 minutes.

Akenten's layup gave SEMO a 45-44 edge with 12:49 left to play, the Redhawks first lead since the 18:16 mark of the first half.

After Jadis White made a layup to regain a 53-51 advantage for MBU, SEMO went on an 8-0 run to build a six-point cushion. Eric Reed, Jr. buried a 3-pointer and Russell got a steal that led to a dunk by Akenten. Harris then converted a 3-point play to widen the Redhawks lead to 59-53.

Akenten, who missed a trey earlier in the possession, knocked down a big 3-pointer off an assist by Harris to push SEMO's lead to 62-55 with 5:24 to go. DQ Nicholas rebounded the ball off Akenten's missed shot from long range.

#### Official Basketball Box Score -- Game Totals -- Final Statistics Arkansas State vs Southeast Missouri 11-19-21 6:30 p.m. at Show Me Center -- Cape Girardeau, Mo.

##### Arkansas State 72 • 3-1

#	Player	Total		3-Ptr		Rebounds			PF	TP	A	TO	Blk	Stl	Min
		FG-FGA	FG-FGA	FT-FTA	FT-FTA	Off	Def	Tot							
15	OMIER, Norchad	r	7-10	1-1	3-4	3	9	12	4	18	3	3	1	1	27
22	WESLEY, Keyon	r	1-4	0-0	0-0	3	2	5	4	2	1	0	0	0	26
00	FIELDS, Caleb	g	6-14	2-2	2-2	1	5	6	2	16	7	3	0	1	35
03	SILLS, Desi	g	3-8	0-2	3-4	0	5	5	3	9	1	3	0	1	30
23	EATON, Marquis	g	2-9	2-6	2-2	1	1	2	3	8	2	4	0	1	32
01	DAVIS, Markise	g	1-3	0-2	2-2	1	0	1	0	4	0	0	0	0	12
02	FELTS, Avery	g	3-4	3-4	0-0	0	2	2	0	9	0	1	2	1	20
05	WILLIS, Christian	g	0-2	0-2	0-0	1	1	2	0	0	0	0	0	0	5
50	JACKSON, Antwon	g	3-5	0-0	0-0	1	2	3	2	6	1	0	1	1	13
Team						5	2	7							
Totals			26-59	8-19	12-14	16	29	45	18	72	15	14	4	6	200

FG % 1st Half: 15-35 42.9% 2nd half: 11-24 45.8% Game: 26-59 44.1%  
3FG % 1st Half: 5-12 41.7% 2nd half: 3-7 42.9% Game: 8-19 42.1%  
FT % 1st Half: 4-4 100.0 2nd half: 8-10 80.0% Game: 12-14 85.7%

Deadball  
Rebounds  
0

##### Southeast Missouri 60 • 1-2

#	Player	Total		3-Ptr		Rebounds			PF	TP	A	TO	Blk	Stl	Min
		FG-FGA	FG-FGA	FT-FTA	FT-FTA	Off	Def	Tot							
20	THOMPSON, Sam	r	2-7	0-0	1-2	3	1	4	0	5	1	0	1	0	16
21	AKENTEN, Nana	r	1-6	1-4	2-2	2	1	3	2	5	0	0	1	0	22
01	RUSSELL, Phillip	g	3-8	2-5	5-6	0	1	1	2	13	2	1	0	0	29
03	REED, JR., Eric	g	6-13	2-4	1-2	1	1	2	2	15	3	1	0	3	34
11	NICHOLAS, DQ	g	3-10	0-2	2-2	2	3	5	0	8	1	3	0	0	26
05	HARRIS, Chris	g	0-2	0-1	2-2	0	2	2	2	0	2	0	0	0	14
10	PATTERSON, Manny	g	3-4	0-0	0-0	2	1	3	4	6	0	3	0	0	12
14	JOHNSON, Nate	g	1-2	0-0	0-1	0	0	0	2	2	0	0	0	0	6
25	RUSSELL, Nygal	g	1-5	0-3	0-0	3	6	9	0	2	2	1	0	0	24
33	BRANSON, Dylan	g	1-1	0-0	0-2	0	3	3	1	2	2	1	0	1	17
Team						0	0	0							
Totals			21-58	5-19	13-19	13	19	32	15	60	11	12	2	7	200

FG % 1st Half: 14-33 42.4% 2nd half: 7-25 28.0% Game: 21-58 36.2%  
3FG % 1st Half: 4-8 50.0% 2nd half: 1-11 9.1% Game: 5-19 26.3%  
FT % 1st Half: 1-3 33.3% 2nd half: 12-16 75.0% Game: 13-19 68.4%

Deadball  
Rebounds  
1

Officials: Andrew Walton, John Dillon, Kelly Davis  
Technical fouls: Arkansas State-TEAM. Southeast Missouri-None.  
Attendance: 1145

Score by periods	1st	2nd	Total
Arkansas State	39	33	72
Southeast Missouri	33	27	60

	In	Off	2nd	Fast	Bench
Points	Paint	T/O	Chance	Break	
ASU	30	7	16	4	19
SEMO	28	16	13	4	14

#### Official Basketball Box Score -- Game Totals -- Final Statistics Missouri Baptist vs Southeast Missouri 11-22-21 7 p.m. at Show Me Center -- Cape Girardeau, Mo.

##### Missouri Baptist 63 • 5-3

#	Player	Total		3-Ptr		Rebounds			PF	TP	A	TO	Blk	Stl	Min
		FG-FGA	FG-FGA	FT-FTA	FT-FTA	Off	Def	Tot							
10	REED, River	r	1-6	1-2	2-4	2	3	5	3	5	1	3	0	1	22
01	WHITE, Jadis	g	6-13	1-2	8-8	2	6	8	2	21	3	5	0	1	37
02	HARDY, Brendon	g	3-8	1-4	3-4	0	2	2	3	10	4	2	0	3	32
23	PAIR, RJ	g	1-5	1-4	0-0	0	1	1	0	3	0	1	0	0	18
32	YAEGER, John	g	3-9	0-0	0-0	1	3	4	2	6	1	3	0	0	23
00	ANDREWS, Tyrell	g	2-7	0-1	2-3	1	1	2	4	6	4	2	0	3	24
03	MOORE, Gerald	g	0-0	0-0	0-0	0	0	0	0	0	0	0	0	0	1
15	WOODS, Daishawn	g	4-5	0-0	0-0	0	0	0	4	8	0	1	0	0	11
22	FRANCIS, JR., Billy	g	0-1	0-1	0-0	0	1	1	0	0	0	0	0	0	4
30	HICKS, Luke	g	0-0	0-0	0-0	0	3	3	0	0	0	0	0	1	10
33	ALKHALDI, Mujtaba	g	0-1	0-0	0-0	1	1	2	0	0	0	1	0	0	3
44	POLLARD, Ryan	g	2-3	0-0	0-1	1	3	4	2	4	1	1	1	0	15
Team						4	2	6							
Totals			22-58	4-14	15-20	12	26	38	20	63	14	19	1	9	200

FG % 1st Half: 13-30 43.3% 2nd half: 9-28 32.1% Game: 22-58 37.9%  
3FG % 1st Half: 3-8 37.5% 2nd half: 1-6 16.7% Game: 4-14 28.6%  
FT % 1st Half: 7-10 70.0% 2nd half: 8-10 80.0% Game: 15-20 75.0%

Deadball  
Rebounds  
2

##### Southeast Missouri 71 • 2-2

#	Player	Total		3-Ptr		Rebounds			PF	TP	A	TO	Blk	Stl	Min
		FG-FGA	FG-FGA	FT-FTA	FT-FTA	Off	Def	Tot							
10	PATTERSON, Manny	r	2-5	0-0	4-4	2	5	7	2	8	1	3	0	0	19
33	BRANSON, Dylan	r	0-2	0-2	0-0	1	1	2	1	0	0	1	1	0	18
01	RUSSELL, Phillip	g	5-8	3-3	5-7	1	1	2	1	18	3	1	0	4	30
03	REED, JR., Eric	g	2-5	2-5	0-0	0	2	2	2	6	0	2	0	1	28
25	RUSSELL, Nygal	g	2-5	0-1	2-2	1	5	6	1	6	2	3	1	4	27
02	THOMPSON, Chase	g	1-3	0-2	0-0	0	2	2	4	2	0	2	0	0	10
05	HARRIS, Chris	g	4-9	1-4	7-7	0	5	5	2	16	5	5	0	2	27
11	NICHOLAS, DQ	g	0-4	0-2	0-0	2	1	3	2	0	1	2	0	0	13
13	LONG, Parker	g	0-1	0-1	0-0	0	0	0	0	0	0	0	0	0	2
14	JOHNSON, Nate	g	0-0	0-0	0-0	0	0	0	2	0	0	1	0	0	3
21	AKENTEN, Nana	g	6-12	2-5	1-2	0	5	5	2	15	1	0	3	0	23
Team						1	0	1							
Totals			22-54	8-25	19-22	8	27	35	19	71	13	20	5	11	200

FG % 1st Half: 10-27 37.0% 2nd half: 12-27 44.4% Game: 22-54 40.7%  
3FG % 1st Half: 2-12 16.7% 2nd half: 6-13 46.2% Game: 8-25 32.0%  
FT % 1st Half: 9-11 81.8% 2nd half: 10-11 90.9% Game: 19-22 86.4%

Deadball  
Rebounds  
1

Officials: Kevin Driver, Dillon Brasher, Mike Wallace  
Technical fouls: Missouri Baptist-None. Southeast Missouri-None.  
Attendance: 789

Score by periods	1st	2nd	Total
Missouri Baptist	36	27	63
Southeast Missouri	31	40	71

	In	Off	2nd	Fast	Bench
Points	Paint	T/O	Chance	Break	
MBU	22	14	10	4	18
SEMO	22	23	13	6	33



# 2021-22 SOUTHEAST MISSOURI BASKETBALL NOTES

## AUSTIN PEAY // JAN. 1

### Game 5

### Southeast Missouri 79 Incarnate Word 76

November 26, 2021 • McDermott Center • San Antonio, Texas



#### SAN ANTONIO, Texas -

Chris Harris drained a 3-pointer at the

buzzer to send Southeast Missouri to a thrilling 79-76 win over Incarnate Word at the Incarnate Word Thanksgiving Invitational.

Tied, 76-76, Harris received a pass from Dylan Branson who inbounded the ball underneath his own basket. Harris launched a three from the left of the arc that went through the net for his only made 3-pointer of the game. Prior to his game-winner, Harris had missed his first four 3-point attempts of the contest.

The Redhawks took their largest lead of the game when Phillip

Russell split two free throws to make it a 56-47 ballgame with 11:39 remaining.

However, UIW answered with a 17-8 run and tied things up, 64-64, on a jumper by Drew Lutz with 5:51 to go.

After Nate Johnson's layup put SEMO ahead by four, Eric Reed, Jr. later buried a 3-pointer to regain a three-point cushion for the Redhawks.

SEMO again led by three (75-72) following two made free throws by Harris at the 1:12 mark. Twenty-four seconds later, Russell split two free throws and the Redhawks led, 76-74.

RJ Gasper's jumper off a SEMO turnover brought the game to a 76-76 deadlock with 19 seconds left.

### Game 6

### Southeast Missouri 68 Portland 74

November 27, 2021 • McDermott Center • San Antonio, Texas



#### SAN ANTONIO, Texas -

Southeast Missouri fell to Portland, 74-68,

in day two of the Incarnate Word Thanksgiving Invitational.

Freshman Phillip Russell scored 19 points, while Eric Reed, Jr. followed with 17 and Chris Harris added 11 to lead the Redhawks.

SEMO never led for the final 15:17 of the contest. Reed, Jr.'s 3-pointer gave the Redhawks a 40-39 edge for their last advantage in the game.

Chris Austin's two free throws gave Portland its largest lead of the afternoon at 74-65 with 22 seconds left before the Pilots picked up their sixth win of the season.

The Redhawks didn't lead by more than two points the entire game. Russell's 3-pointer put SEMO ahead, 5-3, with 18:03 left in the first half for SEMO's only lead.

Portland was ahead, 33-30, at halftime.

Russell shot 7-of-10 from the field and knocked down three 3-pointers in his fifth-straight double-digit performance. He also had four assists and one steal.

Reed, Jr. made three 3-pointers and 4-of-5 free throws, while Harris hit 5-of-12 field goals.

#### Official Basketball Box Score -- Game Totals -- Final Statistics Southeast Mo. St. vs Incarnate Word 11-26-21 12 p.m. at McDermott Center -- San Antonio, Texas



##### Southeast Mo. St. 79 • 3-2,0-0 OVC

#	Player	Total		3-Ptr	FT-FTA	Rebounds			PF	TP	A	TO	Bk	Stl	Min
		FG-FGA	FG-FGA			Off	Def	Tot							
10	PATTERSON, Manny	1-2	0-0	0-0	0-0	4	1	5	1	2	0	0	0	0	12
01	RUSSELL, Phillip	2-6	2-3	4-6	1	1	2	3	10	2	0	0	0	0	38
03	REED, JR., Eric	9-15	4-8	1-3	1	3	4	2	23	1	1	0	2	38	
25	RUSSELL, Nygal	3-6	1-2	0-0	0	5	5	2	7	0	2	0	1	24	
33	BRANSON, Dylan	0-2	0-1	0-0	0	0	0	3	0	1	1	0	0	14	
02	THOMPSON, Chase	0-0	0-0	0-0	0	0	0	1	0	1	0	0	0	1	
05	HARRIS, Chris	2-8	1-5	8-9	0	3	3	2	13	4	2	0	0	26	
11	NICHOLAS, DQ	3-5	1-1	0-0	0	3	3	1	7	1	0	0	0	17	
14	JOHNSON, Nate	7-7	0-0	0-0	1	3	4	2	14	0	3	2	2	14	
21	AKENTEN, Nana	1-7	1-4	0-0	1	4	5	4	3	0	1	0	0	16	
Team						0	0	0							
Totals		28-58	10-24	13-18	8	23	31	21	79	10	10	2	5	200	

FG % 1st Half: 15-30 50.0% 2nd half: 13-28 46.4% Game: 28-58 48.3% Deadball  
3FG % 1st Half: 3-10 30.0% 2nd half: 7-14 50.0% Game: 10-24 41.7% Rebounds  
FT % 1st Half: 1-2 50.0% 2nd half: 12-16 75.0% Game: 13-18 72.2% 1,1

##### Incarnate Word 76 • 0-5,0-0 Southland

#	Player	Total		3-Ptr	FT-FTA	Rebounds			PF	TP	A	TO	Bk	Stl	Min
		FG-FGA	FG-FGA			Off	Def	Tot							
11	Johnny Hughes III	4-8	1-3	5-5	2	4	6	4	14	1	4	0	0	25	
14	Logan Bracamonte	1-4	1-4	0-0	2	2	4	3	3	0	1	0	0	19	
23	Godsgift Ezedinma	2-5	0-1	2-4	1	5	6	2	6	1	2	1	0	16	
01	RJ Gasper	7-16	2-5	3-3	0	3	3	2	19	3	2	0	1	40	
03	Drew Lutz	3-11	2-7	9-9	2	2	4	0	17	4	3	0	0	40	
05	Brandon Swaby	2-4	0-0	1-2	3	6	9	3	5	0	1	0	0	23	
10	Sese Hassan Mobutu	0-1	0-1	0-0	1	1	2	2	0	0	0	0	0	10	
12	Dylan Hayman	0-0	0-0	0-0	0	0	0	0	0	0	0	0	0	3	
24	Benjamin Griscti	4-7	2-5	2-3	0	3	3	3	12	0	1	1	0	24	
Team						0	0	0							
Totals		23-56	8-26	22-26	11	26	37	19	76	9	15	2	1	200	

FG % 1st Half: 11-28 39.3% 2nd half: 12-28 42.9% Game: 23-56 41.1% Deadball  
3FG % 1st Half: 7-15 46.7% 2nd half: 1-11 9.1% Game: 8-26 30.8% Rebounds  
FT % 1st Half: 10-12 83.3% 2nd half: 12-14 85.7% Game: 22-26 84.6% 2

Officials: Eric Kronebusch, Marcus Hawkins, Ross Cullins  
Technical fouls: Southeast Mo. St.-None. Incarnate Word-None.  
Attendance:  
2021-22 Men's Basketball. Round: 0. Incarnate Word vs Southeast Mo. St., Playe

Score by periods	1st	2nd	Total
Southeast Mo. St.	34	45	79
Incarnate Word	39	37	76

Points	In	Off	2nd	Fast	Bench
SEMO	32	22	6	11	37
UIW	18	9	7	7	17

#### Official Basketball Box Score -- Game Totals -- Final Statistics Southeast Mo. St. vs Portland 11-27-21 2 p.m. at McDermott Center -- San Antonio, Texas



##### Southeast Mo. St. 68 • 3-3,0-0 OVC

#	Player	Total		3-Ptr	FT-FTA	Rebounds			PF	TP	A	TO	Bk	Stl	Min
		FG-FGA	FG-FGA			Off	Def	Tot							
10	PATTERSON, Manny	1-3	0-0	0-0	0	2	2	0	2	0	0	1	0	9	
01	RUSSELL, Phillip	7-10	3-5	2-4	1	3	4	3	19	4	2	0	1	26	
03	REED, JR., Eric	5-12	3-7	4-5	1	1	2	4	17	0	2	0	0	34	
25	RUSSELL, Nygal	1-7	1-5	0-0	1	3	4	5	3	1	0	0	0	16	
33	BRANSON, Dylan	0-0	0-0	0-0	0	3	3	2	0	1	0	0	0	22	
02	THOMPSON, Chase	1-2	1-2	0-0	0	2	2	0	3	0	0	0	0	15	
05	HARRIS, Chris	5-12	1-3	0-0	0	3	3	3	11	0	8	0	1	31	
11	NICHOLAS, DQ	2-3	1-1	0-0	1	1	2	0	5	0	0	0	0	12	
14	JOHNSON, Nate	2-6	0-0	0-0	3	1	4	4	4	1	2	1	0	15	
21	AKENTEN, Nana	2-6	0-2	0-1	1	8	9	2	4	0	1	1	2	20	
Team						0	0	0							
Totals		26-61	10-25	6-10	8	27	35	23	68	7	15	3	4	200	

FG % 1st Half: 11-28 39.3% 2nd half: 15-33 45.5% Game: 26-61 42.6% Deadball  
3FG % 1st Half: 6-13 46.2% 2nd half: 4-12 33.3% Game: 10-25 40.0% Rebounds  
FT % 1st Half: 2-4 50.0% 2nd half: 4-6 66.7% Game: 6-10 60.0% 2,1

##### Portland 74 • 6-2,0-0 WCC

#	Player	Total		3-Ptr	FT-FTA	Rebounds			PF	TP	A	TO	Bk	Stl	Min
		FG-FGA	FG-FGA			Off	Def	Tot							
01	Moses Wood	4-7	3-3	5-6	2	0	2	1	16	1	0	2	1	35	
24	Matheus Silveira	3-5	0-0	1-2	1	3	4	2	7	0	0	1	1	15	
02	Tyler Robertson	7-19	1-6	5-5	1	11	12	3	20	5	0	0	1	39	
05	Chris Austin	4-11	2-4	6-8	1	6	7	4	16	0	1	0	1	27	
25	Mike Meadows	1-6	1-3	2-3	1	2	3	0	5	2	3	0	0	33	
00	Yaru Harvey	1-3	0-0	0-0	1	1	2	2	2	4	2	0	1	17	
12	Kristian Sjolund	0-1	0-1	0-0	0	0	0	0	0	0	0	0	0	4	
13	Matija Svetozarevic	0-1	0-0	0-0	0	0	0	0	0	0	0	0	0	3	
15	Chika Nduka	2-3	0-0	4-4	2	4	6	2	8	1	3	1	2	25	
23	Vasilije Vucinic	0-1	0-0	0-0	0	0	0	0	0	0	0	0	0	2	
Team						0	0	0							
Totals		22-57	7-17	23-28	9	27	36	14	74	13	12	4	7	200	

FG % 1st Half: 9-26 34.6% 2nd half: 13-31 41.9% Game: 22-57 38.6% Deadball  
3FG % 1st Half: 3-9 33.3% 2nd half: 4-8 50.0% Game: 7-17 41.2% Rebounds  
FT % 1st Half: 12-13 92.3% 2nd half: 11-15 73.3% Game: 23-28 82.1% 3,2

Officials: Derek Schulte, Shaun Seales, Henry Howard  
Technical fouls: Southeast Mo. St.-RUSSELL, Phillip. Portland-None.  
Attendance:  
2021-22 Men's Basketball. Round: 0. Portland vs Southeast Mo. St., Played at M

Score by periods	1st	2nd	Total
Southeast Mo. St.	30	38	68
Portland	33	41	74

Points	In	Off	2nd	Fast	Bench
SEMO	28	24	18	13	27
UP	24	18	8	15	10

# 2021-22 SOUTHEAST MISSOURI BASKETBALL NOTES

AUSTIN PEAY // JAN. 1



## Game 7

### Southeast Missouri 68 Montana State 75

November 28, 2021 • McDermott Center • San Antonio, Texas



#### SAN ANTONIO, Texas -

Montana State scored 48 second-half points and used a 25-6 run in a 12-minute stretch to beat Southeast Missouri, 75-68, at the Incarnate Word Thanksgiving Invitational.

SEMO finished the tournament with a 1-2 record.

SEMO led, 31-27, at the intermission before a cold second-half start doomed the Redhawks.

The Redhawks struggled to get into any type of rhythm in a second half that saw a combined 29 personal fouls called.

MSU began the final 20 minutes on a 17-3 run and shot free throws

for the last 13:23 of the contest.

The Bobcats took their largest lead when Tyler Patterson knocked down a 3-pointer to make it a 59-44 game with 7:02 left to play.

The Redhawks managed to get within five when a driving layup by Chris Harris narrowed MSU's lead to 73-68 with 21 seconds to go, but that was as close as they could get.

Russell finished with a 21 points on 6-of-15 field goals and 7-of-8 free throws. He dropped in two 3-pointers, as well.

Harris added 17 points off the bench, while Nana Akenten pulled down 10 rebounds. Eric Reed, Jr., who entered today averaging 17 points a game, had only five in 21 minutes due to his four fouls.

## Game 8

### Webster 64 Southeast Missouri 76

December 4, 2021 • Show Me Center • Cape Girardeau, Mo.



#### CAPE GIRARDEAU, Mo. -

Eric Reed, Jr. scored a 26 points to lead Southeast Missouri to a 76-64 win over Webster University.

Reed, Jr. scored 15 of his points and knocked down four of his game-high five 3-pointers in the second half.

SEMO and WU were locked up in a tight game until the Redhawks pulled away for good in the final 5:43.

The Redhawks, who were ahead, 60-54, with 6:28 remaining, quickly extended their lead to 12 on a pair of 3-pointers by Reed, Jr. The second of those two increased SEMO's margin to 66-54 with 5:13 to go.

Another 3-pointer by Reed, Jr. gave SEMO a 14-point lead before Dylan Branson's layup gave the Redhawks their largest advantage (74-58) with 3:22 left to play. SEMO led by double figures for the last 5:13 of the game en route to its first double-digit win of the season.

SEMO and WU battled to six ties and four lead changes in a first half where neither team led by more than seven points.

Reed, Jr. shot 8-of-17 from the field and 5-of-12 from 3-point range. He added 5-of-6 free throws, three rebounds, four assists and a block in his third 20-point effort this year.

Manny Patterson followed with a near double-double 14 points and nine rebounds.

#### Official Basketball Box Score -- Game Totals -- Final Statistics Southeast Mo. St. vs Montana St. 11-28-21 12 p.m. at McDermott Center -- San Antonio, Texas



##### Southeast Mo. St. 68 • 3-4,0-0 OVC

#	Player	Total		3-Ptr		Rebounds		PF	TP	A	TO	Bk	Stl	Min
		FG-FGA	FG-FGA	FT-FTA	FT-FTA	Off	Def							
10	PATTERSON, Manny	r	2-4	0-0	1-2	1	4	5	3	5	0	2	0	17
01	RUSSELL, Phillip	g	6-15	2-7	7-8	1	1	2	4	21	3	3	1	33
03	REED, JR., Eric	g	2-5	1-4	0-0	0	2	2	4	5	0	1	0	22
25	RUSSELL, Nygal	g	2-4	1-3	0-0	0	1	1	3	5	1	3	0	22
33	BRANSON, Dylan	g	0-3	0-1	0-0	0	5	5	2	0	1	1	0	24
02	THOMPSON, Chase	g	2-2	0-1	0-0	0	1	1	3	0	1	1	1	9
05	HARRIS, Chris	g	6-11	1-2	4-4	1	4	5	3	17	3	3	0	24
11	NICHOLAS, DQ	g	2-6	1-1	2-2	0	2	2	2	7	2	1	0	16
14	JOHNSON, Nate	g	2-3	0-0	1-1	0	1	1	2	5	0	1	0	12
21	AKENTEN, Nana	g	1-6	0-3	1-2	2	8	10	3	3	1	0	0	21
Team			3	1	4									
Totals			23-59	6-22	16-19	8	30	38	29	68	12	17	2	200

FG % 1st Half: 11-30 36.7% 2nd half: 12-29 41.4% Game: 23-59 39.0% Deadball Rebounds 2  
3FG % 1st Half: 3-11 27.3% 2nd half: 3-11 27.3% Game: 6-22 27.3%  
FT % 1st Half: 6-7 85.7% 2nd half: 10-12 83.3% Game: 16-19 84.2%

##### Montana St. 75 • 4-3,0-0 Big Sky

#	Player		Total		3-Ptr		Rebounds				PF	TP	A	TO	Bk	Stl	Min
			FG-FGA	FG-FGA	FT-FTA	Off	Def	Total									
00	Demarcus Sharp	f	3-7	1-3	3-5	0	8	8	2	10	0	3	0	4	36		
13	Jubrilé Belo	r	5-8	0-0	7-9	3	3	6	3	17	1	2	5	0	28		
01	Isiah Mosley	g	4-12	2-6	4-6	1	3	4	4	14	5	6	0	0	29		
05	Donovan Clay	g	4-9	0-1	5-7	1	9	10	3	13	1	1	0	0	32		
11	Tyler Patterson	g	4-9	4-9	0-0	2	0	2	1	12	0	0	0	1	34		
02	Nick Gazelas		0-1	0-1	4-4	0	0	0	1	4	0	0	0	0	7		
03	Isaac Haney		0-1	0-0	0-0	1	3	4	2	0	0	1	0	1	12		
10	Patrick McMahon		0-2	0-1	1-2	0	0	0	0	1	1	0	0	1	5		
21	RaeQuan Battle		0-3	0-2	0-0	0	1	1	0	0	2	1	0	0	7		
24	Kellen Tynes		2-3	0-0	0-0	0	0	0	2	4	1	2	0	1	10		
	Team					2	2	4									
Totals			22-55	7-23	24-33	10	29	39	18	75	11	17	5	8	200		

FG % 1st Half: 11-28 39.3% 2nd half: 11-27 40.7% Game: 22-55 40.0% Deadball Rebounds 2  
3FG % 1st Half: 2-11 18.2% 2nd half: 5-12 41.7% Game: 7-23 30.4%  
FT % 1st Half: 3-7 42.9% 2nd half: 21-26 80.8% Game: 24-33 72.7%

Officials: Ryan Huber, Jon Stigliano, Doug George  
Technical fouls: Southeast Mo. St.-REED, JR., Eric; TEAM 2. Montana St.-Isiah Mosley.  
Attendance: 2021-22 Men's Basketball. Round: 0. Montana St. vs Southeast Mo. St.. Played at

Score by periods	1st	2nd	Total
Southeast Mo. St.	31	37	68
Montana St.	27	48	75

Points	In	Off	2nd	Fast	Bench
SEMO	24	15	7	19	32
MSU	28	19	15	14	9

#### Official Basketball Box Score -- Game Totals -- Final Statistics Webster University vs Southeast Missouri 12-04-21 2 p.m. at Show Me Center -- Cape Girardeau, Mo.



##### Webster University 64 • 1-5

#	Player		Total		3-Ptr		Rebounds			PF	TP	A	TO	Bk	Stl	Min
			FG-FGA	FG-FGA	FT-FTA	FT-FTA	Off	Def	Tot							
22	BECTION, Markus	r	2-6	0-0	2-5	1	2	3	6	1	1	0	0	0	0	28
34	MOORE, JR., Karl	r	3-4	0-0	3-4	7	5	12	4	9	0	0	0	0	0	23
03	COLEMAN, Jason	g	0-4	0-2	1-2	0	4	4	5	1	0	5	1	0	0	22
12	BROWN, JR., Wynne	g	9-21	4-6	4-5	1	3	4	2	26	1	6	0	2	0	36
14	MOORE, Mark	g	4-11	2-5	2-2	0	3	3	1	12	3	0	0	0	0	31
01	NUGENT, Javane	g	0-1	0-0	0-0	0	1	1	0	0	0	1	0	0	0	4
20	HAWKINS, Stephen	g	2-6	0-0	2-2	0	1	1	1	6	0	2	0	0	0	14
23	WOOLRIDGE, Bryce	g	0-1	0-0	0-2	0	1	1	1	0	3	0	0	0	0	15
25	WITASCHEK, Jacob	g	0-0	0-0	0-0	0	0	0	0	0	0	0	0	0	0	10
44	JONES, Nate	g	1-3	0-0	2-2	1	5	6	2	4	2	1	0	2	0	17
Team						4	4	8								
Totals				21-57	6-13	16-24	14	29	43	19	64	10	16	1	4	200

FG % 1st Half: 11-28 39.3% 2nd half: 10-29 34.5% Game: 21-57 36.8% Deadball Rebounds 4  
3FG % 1st Half: 2-8 25.0% 2nd half: 4-5 80.0% Game: 6-13 46.2%  
FT % 1st Half: 7-12 58.3% 2nd half: 9-12 75.0% Game: 16-24 66.7%

##### Southeast Missouri 76 • 4-4

Southwest Missouri 76-54-4

#	Player	Total		3-Ptr	Rebounds		PF	TP	A	TO	Bk	Stl	Min		
		FG-FGA	FG-FGA	FT-FTA	Off	Def									
10	PATTERSON, Manny	r	5-7	0-0	4-6	4	5	9	4	14	1	3	1	2	24
01	RUSSELL, Phillip	g	1-6	0-3	0-0	1	1	2	1	2	4	0	0	0	30
03	REED, JR., Eric	g	8-17	5-12	5-6	0	3	3	1	26	4	1	1	0	32
05	HARRIS, Chris	g	1-9	0-7	0-0	0	5	5	2	2	2	1	2	0	34
25	RUSSELL, Nygal	g	4-8	1-5	2-2	0	7	7	4	11	0	1	1	1	25
02	THOMPSON, Chase	g	0-4	0-2	1-2	2	1	3	0	1	0	0	0	1	6
11	NICHOLAS, DQ	g	4-7	0-2	2-3	1	2	3	4	10	3	1	0	3	25
14	JOHNSON, Nate	g	3-5	0-0	0-1	3	0	3	0	6	0	0	1	0	8
33	BRANSON, Dylan	g	2-4	0-1	0-1	2	2	4	2	4	0	1	1	2	16
Team			2	0	2										
Totals			28-67	6-32	14-21	15	26	41	18	76	14	8	7	9	200

FG % 1st Half: 13-33 39.4% 2nd half: 15-34 44.1% Game: 28-67 41.8% Deadball Rebounds 2  
3FG % 1st Half: 2-16 12.5% 2nd half: 4-16 25.0% Game: 6-32 18.8%  
FT % 1st Half: 6-9 66.7% 2nd half: 8-12 66.7% Game: 14-21 66.7%

Officials: Brett Miles, Rick Shoulders, Boyd Copeland  
Technical fouls: Webster University-None. Southeast Missouri-None.  
Attendance: 672

Score by periods	1st	2nd	Total
Webster University	31	33	64
Southeast Missouri	34	42	76

Points	In	Off	2nd	Fast	Bench
WU	24	12	18	2	10
SEMO	40	23	16	6	21





## 2021-22 SOUTHEAST MISSOURI BASKETBALL NOTES

AUSTIN PEAY // JAN. 1

Game  
9

### Evansville 73 Southeast Missouri 75

December 8, 2021 • Show Me Center • Cape Girardeau, Mo.



#### CAPE GIRARDEAU, Mo. -

Phillip Russell scored a career-high 24

points and Nygal Russell pulled down a career-best 15 rebounds to lead Southeast Missouri to an exciting 75-73 win over Evansville.

SEMO beat an NCAA Division I opponent at home for the first time this season and did so without its leading scorer in Eric Reed, Jr. who was inactive due to illness.

Neither team led by more than seven points in a game that went wire-to-wire with eight ties and 16 lead changes.

Knotted at 58-58 with nine minutes remaining, SEMO used a 7-0 run to get ahead, 65-58. P. Russell started the surge with a layup and

Nana Akenten followed with a 3-pointer before DQ Nicholas added two free throws.

SEMO again led by seven (67-60) following a layup by Chris Harris, but UE managed to pull to within two when Evan Kuhlman buried a 3-pointer with just over a minute (1:03) to go.

Jawaun Newton kept the Purple Aces within striking distance by knocking down two free throws to make it a 75-73 game with eight seconds on the clock.

P. Russell was later fouled and went to the free throw line for a 1-and-1 with three seconds. P. Russell missed the front end and Shamar Givance pulled down the rebound. Givance then launched a 3-pointer from the right side that went off the rim as time expired.

Game  
10

### Southeast Missouri 65 Purdue Fort Wayne 78

December 11, 2021 • Memorial Coliseum • Fort Wayne, Ind.



#### FORT WAYNE, Ind. -

Southeast Missouri saw a two-game

road winning streak end with a 78-65 loss to Horizon League member Purdue Fort Wayne at Memorial Coliseum.

SEMO, which never led in the game, had three players with double figures in the scoring column. Phillip Russell scored 17 points, while Eric Reed, Jr. added 14 and Chris Harris chipped in 11.

The Redhawks started slow missing eight of their first 11 field goals and their first five 3-point attempts of the contest.

After Reed, Jr. knocked down SEMO's first 3-pointer to tie things up at 15-15, PFW responded with an

11-0 run to build a 26-15 advantage. The Redhawks went scoreless for a period of five minutes during the Mastodons' surge.

SEMO later trailed, 30-20, when Dylan Branson scored eight points in a quick 1:26 to get the Redhawks within four. Branson buried a pair of 3-pointers and made a layup to make it a 32-28 game with 1:33 remaining in the first half.

Reed, Jr.'s free throw closed PFW's lead to 36-31 early in the second half, but that was as close as SEMO would get the rest of the way.

The Mastodons led by 18 (78-60) when Jarred Godfrey drove the lane for a layup with 1:30 to go.

#### Official Basketball Box Score -- Game Totals -- Final Statistics Evansville vs Southeast Missouri 12-08-21 6:30 p.m. at Show Me Center -- Cape Girardeau, Mo.

##### Evansville 73 • 4-8

#	Player	Total		3-Ptr	Rebounds			PF	TP	A	TO	Blk	Stl	Min
		FG	FGA		Off	Def	Tot							
10	KUHLMAN, Evan	1-7	1-6	0-0	1	6	7	2	3	6	0	2	0	27
34	SMITH, JR., Antoine	3-5	0-1	0-0	0	2	2	4	6	1	0	0	0	19
03	NEWTON, Jawaun	6-11	1-5	2-2	1	4	5	3	15	1	1	1	1	34
05	GIVANCE, Shamar	4-17	1-6	6-7	2	4	6	2	15	7	2	0	1	34
30	FREDERKING, Noah	5-13	3-11	2-3	0	3	3	0	15	0	0	0	1	35
00	BOBE, Gage	0-0	0-0	0-0	0	0	0	0	0	0	0	0	0	0+
02	SISLEY, Blake	1-2	1-1	0-0	0	0	0	1	3	0	0	1	0	14
13	BEAUCHAMP, Blaise	4-7	3-6	0-0	0	0	0	1	11	1	1	0	0	17
24	PHILLIPS, Preston	2-2	1-1	0-0	1	4	5	2	5	2	0	0	1	18
31	ENARUNA, Iven	0-1	0-0	0-2	0	0	0	0	0	0	0	0	0	2
Team					3	0	3							
Totals		26-65	11-37	10-14	8	23	31	15	73	18	4	4	4	200

FG % 1st Half: 16-34 47.1% 2nd half: 10-31 32.3% Game: 26-65 40.0% Deadball Rebounds 2  
3FG % 1st Half: 5-16 31.3% 2nd half: 6-21 28.6% Game: 11-37 29.7%  
FT % 1st Half: 1-4 25.0% 2nd half: 9-10 90.0% Game: 10-14 71.4%

##### Southeast Missouri 75 • 5-4

#	Player	Total		3-Ptr	Rebounds			PF	TP	A	TO	Blk	Stl	Min
		FG	FGA		Off	Def	Tot							
10	PATTERSON, Manny	1-5	0-0	4-4	2	5	7	1	6	1	3	0	0	18
25	RUSSELL, Nygal	2-2	1-1	2-2	0	15	15	3	7	3	2	0	0	35
01	RUSSELL, Phillip	10-16	2-4	2-3	0	4	4	1	24	4	2	0	2	35
05	HARRIS, Chris	5-10	2-3	0-0	0	1	1	4	12	4	2	0	0	35
11	NICHOLAS, DQ	6-8	1-1	4-4	0	0	0	1	17	3	0	0	0	34
02	THOMPSON, Chase	0-2	0-1	0-0	0	1	1	1	0	0	0	1	0	6
21	AKENTEN, Nana	3-9	1-5	0-0	0	4	4	3	7	0	0	0	0	25
33	BRANSON, Dylan	1-2	0-1	0-0	0	2	2	0	2	0	1	0	0	12
Team					2	1	3							
Totals		28-54	7-16	12-13	4	33	37	14	75	15	10	1	2	200

FG % 1st Half: 14-25 56.0% 2nd half: 14-29 48.3% Game: 28-54 51.9% Deadball Rebounds 0  
3FG % 1st Half: 4-8 50.0% 2nd half: 3-8 37.5% Game: 7-16 43.8%  
FT % 1st Half: 8-8 100.0% 2nd half: 4-5 80.0% Game: 12-13 92.3%

Officials: Tyler Kumpf, Steve Divine, Chase Shaw  
Technical fouls: Evansville-None. Southeast Missouri-None.  
Attendance: 690

Score by periods	1st	2nd	Total
Evansville	38	35	73
Southeast Missouri	40	35	75

	Points	In Paint	Off T/O	2nd Chance	Fast Break	Bench
UE	24	2	10	0	19	
SEMO	36	2	5	4	9	

#### Official Basketball Box Score -- Game Totals -- Final Statistics Southeast Mo. St. vs Purdue Fort Wayne 12-11-21 1 p.m. at Memorial Coliseum -- Fort Wayne, Ind.



##### Southeast Mo. St. 65 • 5-5,0-0 OVC

#	Player	Total		3-Ptr	Rebounds			PF	TP	A	TO	Blk	Stl	Min
		FG	FGA		Off	Def	Tot							
10	PATTERSON, Manny	2-3	0-0	1-2	1	1	2	1	5	1	3	0	0	13
01	RUSSELL, Phillip	5-9	1-3	6-7	0	2	2	3	17	1	1	0	2	30
03	REED, JR., Eric	5-10	1-3	3-5	1	1	2	1	14	2	1	0	1	28
05	HARRIS, Chris	4-12	1-5	2-2	1	5	6	2	11	3	4	0	1	35
11	NICHOLAS, DQ	3-6	0-1	0-0	1	4	5	4	6	2	1	0	0	36
02	THOMPSON, Chase	0-0	0-0	0-0	0	0	0	0	0	0	0	0	0	2
14	JOHNSON, Nate	2-2	0-0	0-2	0	1	1	3	4	0	0	1	0	14
21	AKENTEN, Nana	0-6	0-4	0-0	1	1	2	3	0	0	0	1	1	15
33	BRANSON, Dylan	3-6	2-4	0-0	0	4	4	3	8	1	1	0	0	27
Team					0	1	1							
Totals		24-54	5-20	12-18	5	20	25	20	65	10	12	1	6	200

FG % 1st Half: 12-32 37.5% 2nd half: 12-22 54.5% Game: 24-54 44.4% Deadball Rebounds 6  
3FG % 1st Half: 3-14 21.4% 2nd half: 2-6 33.3% Game: 5-20 25.0%  
FT % 1st Half: 3-3 100.0% 2nd half: 9-15 60.0% Game: 12-18 66.7%

##### Purdue Fort Wayne 78 • 5-5,1-1 Horizon

#	Player	Total		3-Ptr	Rebounds			PF	TP	A	TO	Blk	Stl	Min
		FG	FGA		Off	Def	Tot							
00	Bobby Planutis	3-5	2-4	0-0	1	2	3	0	8	2	0	0	0	26
03	Ra Kpedi	2-2	0-0	4-6	2	3	5	3	8	0	1	0	0	23
01	Jarred Godfrey	6-11	2-5	2-3	0	2	2	4	16	4	3	0	1	29
02	Damian Chong Qui	1-6	1-2	0-0	0	3	3	1	3	3	2	0	0	33
05	Jalon Pipkins	10-14	2-4	2-3	0	3	3	1	24	1	5	0	1	34
04	Jarvis Walker	0-2	0-1	0-0	0	1	1	1	0	1	1	0	0	10
02	Johnathan DeJurnett	2-2	0-0	3-3	1	1	2	4	7	0	1	0	0	6
10	JoJo Peterson	1-2	0-1	2-2	0	0	0	0	4	0	1	0	0	5
15	Deonte Billups	2-5	2-4	2-2	0	4	4	1	8	2	1	2	1	23
23	RJ Ogom	0-0	0-0	0-0	0	1	1	0	0	0	0	0	0	3
34	Cameron Benford	0-0	0-0	0-0	0	1	1	4	0	0	1	0	0	8
Team					0	4	4							
Totals		27-49	9-21	15-19	4	25	29	19	78	13	16	2	3	200

FG % 1st Half: 13-25 52.0% 2nd half: 14-24 58.3% Game: 27-49 55.1% Deadball Rebounds 2  
3FG % 1st Half: 6-15 40.0% 2nd half: 3-6 50.0% Game: 9-21 42.9%  
FT % 1st Half: 4-5 80.0% 2nd half: 11-14 78.6% Game: 15-19 78.9%

Officials: Jon Campbell, Chad Barlow, Edwin Young  
Technical fouls: Southeast Mo. St.-REED, JR., Eric. Purdue Fort Wayne-None.  
Attendance: 1073

2021-22 Men's Basketball. Round: 0. Purdue Fort Wayne vs Southeast Mo. St., PI

Score by periods	1st	2nd	Total
Southeast Mo. St.	30	35	65
Purdue Fort Wayne	36	42	78

	Points	In Paint	Off T/O	2nd Chance	Fast Break	Bench
SEMO	36	13	5	10	12	
Pur-FW	28	16	9	5	19	



# 2021-22 SOUTHEAST MISSOURI BASKETBALL NOTES

AUSTIN PEAY // JAN. 1



## Game 11

### Southeast Missouri 55 Southern Illinois 80

December 15, 2021 • Banterra Center • Carbondale, Ill.



**CARBONDALE, Ill.** - Southeast Missouri scored a season-low 55 points in an 80-55 loss to longtime

rival Southern Illinois during the 119th all-time meeting between the schools.

SEMO fell to its sixth loss against a SIU team which shot 58.7 percent (27-of-46) from the field and buried 12 three-pointers for the night.

The Redhawks started strong scoring six of the game's first eight points and led 6-2 after Chris Harris drove the lane for a layup with 17:15 left in the opening half.

The Salukis, after making seven of their first nine field goals, stayed hot throughout the half shooting

54.5 percent (12-of-22) en route to its 29-23 halftime advantage. SIU capitalized on a stretch where SEMO missed eight of nine shots. As a result, the Salukis used an 8-0 run to build a 24-13 lead, its biggest of the first half. Nate Johnson's turnaround jumper ended the Redhawks cold spell at the 5:56 mark.

The Salukis didn't let up in the second half and shot even better at a 64 percent clip. SIU made 16-of-25 field goals and drained 10 of its 3-pointers in the final 20 minutes.

Harris led three Redhawks in double figures with 12 points, while Russell and Reed, Jr. finished with 10 apiece.

## Game 12

### Southeast Missouri 77 Pepperdine 83

December 18, 2021 • Firestone Fieldhouse • Malibu, Calif.



**MALIBU, Calif.** -

Phillip Russell scored a career-high 25 points and Nygal Russell added a double-double 15 points and 10 rebounds as Southeast Missouri came up short in an 83-77 loss to Pepperdine at Firestone Fieldhouse.

P. Russell, who scored 20 of his points in the second half alone, finished with over 20 points for the third time this season. N. Russell turned in his team-best second double-double of the 2021-22 campaign.

Down 35-30 at halftime, SEMO scored on its first seven possessions of the second half and used a 16-2 run to build a 46-37 lead, its largest of the night.

Dylan Branson made the first of

his two second-half threes to begin the ferocious surge. Sam Thompson added four points and P. Russell scored five to also help key the surge that ended on Russell's own jumper with 16:33 remaining.

After SEMO led, 52-47, following a 3-pointer by N. Russell, the Waves responded with a 19-2 run that proved to be the difference in the end.

In the final 1:09 of the contest, SEMO was within two possessions a total of seven times, but couldn't catch PU.

As a team, SEMO shot 52.6 percent (30-of-57) from the field for the game and a blazing 60 percent (18-of-30) in the final 20 minutes.

#### Official Basketball Box Score -- Game Totals -- Final Statistics Southeast Mo. St. vs Southern Ill. 12-15-21 7 p.m. at Banterra Center -- Carbondale, Ill.



##### Southeast Mo. St. 55 • 5-6,0-0 OVC

#	Player	Total		3-Ptr		Rebounds			PF	TP	A TO Bk Stl				Min
		FG-FGA	FG-FGA	FT-FTA	FT-FTA	Off	Def	Tot							
10	PATTERSON, Manny	r	1-5	0-0	0-0	2	2	4	3	2	0	1	0	1	13
01	RUSSELL, Phillip	g	4-12	2-8	0-0	2	1	3	1	10	3	5	0	0	33
03	REED, JR., Eric	g	4-14	2-6	0-0	0	2	2	1	10	0	1	0	2	36
05	HARRIS, Chris	g	5-10	1-3	1-1	0	0	0	0	12	0	1	0	2	27
25	RUSSELL, Nygal	g	3-7	2-3	0-0	4	3	7	2	8	3	1	1	1	30
02	THOMPSON, Chase	g	0-1	0-0	0-0	0	0	0	0	0	0	0	0	0	5
11	NICHOLAS, DQ	g	2-4	0-1	1-2	0	0	0	1	5	0	0	0	0	11
14	JOHNSON, Nate	g	1-1	0-0	0-0	0	1	1	2	2	1	3	0	0	11
21	AKENTEN, Nana	g	1-4	1-3	1-1	1	3	4	2	4	0	0	1	1	17
33	BRANSON, Dylan	g	1-1	0-0	0-0	1	3	4	1	2	2	1	1	0	17
Team						1	0	1							
Totals			22-59	8-24	3-4	11	15	26	13	55	9	14	3	7	200

FG % 1st Half: 9-28 32.1% 2nd half: 13-31 41.9% Game: 22-59 37.3%  
3FG % 1st Half: 3-10 30.0% 2nd half: 5-14 35.7% Game: 8-24 33.3%  
FT % 1st Half: 2-3 66.7% 2nd half: 1-1 100.0% Game: 3-4 75.0%

##### Southern Ill. 80 • 6-4,1-0 MVC

#	Player	Total		3-Ptr		Rebounds			PF	TP	A TO Bk Stl				Min
		FG-FGA	FG-FGA	FT-FTA	FT-FTA	Off	Def	Tot							
01	Marcus Domask	r	5-10	2-4	4-4	2	5	7	0	16	8	3	1	3	38
11	J.D. Muila	c	1-2	0-0	0-0	0	0	0	0	2	0	0	0	1	7
05	Lance Jones	g	3-8	2-6	0-0	0	4	4	3	8	4	1	0	2	20
22	Steven Verplancken	g	6-7	5-6	0-0	1	5	6	1	17	1	1	0	1	33
25	Ben Coupet Jr.	g	5-9	1-2	4-4	0	1	1	1	15	1	3	1	0	33
03	Dalton Banks	g	3-3	1-1	0-0	0	5	5	1	7	3	1	0	1	29
10	Ben Harvey	g	1-2	1-1	0-0	0	0	0	0	3	0	0	1	0	13
14	Kyler Filewich	g	4-5	0-0	4-6	0	5	5	1	12	2	2	0	1	18
23	Troy D'Amico	g	1-1	0-0	0-0	0	0	0	2	0	0	1	0	0	9
Team						0	2	2							
Totals			28-47	12-20	12-14	3	27	30	9	80	19	13	3	9	200

FG % 1st Half: 12-22 54.5% 2nd half: 16-25 64.0% Game: 28-47 59.6%  
3FG % 1st Half: 2-6 33.3% 2nd half: 10-14 71.4% Game: 12-20 60.0%  
FT % 1st Half: 3-4 75.0% 2nd half: 9-10 90.0% Game: 12-14 85.7%

Officials: Jeb Hartness, Antonio Petty, Rick Crawford  
Technical fouls: Southeast Mo. St.-None. Southern Ill.-None.  
Attendance: 4030  
2021-22 Men's Basketball. Round: 0. Southeast Mo. St. vs Southern Ill.. Played

Score by periods	1st	2nd	Total
Southeast Mo. St.	23	32	55
Southern Ill.	29	51	80

Points	In	Off	2nd	Fast	Bench
SEMO	18	7	11	4	13
SIU	32	13	6	9	22

#### Official Basketball Box Score -- Game Totals -- Final Statistics Southeast Mo. St. vs Pepperdine 12-18-21 5 p.m. at Firestone Fieldhouse -- Malibu, Calif.



##### Southeast Mo. St. 77 • 5-7,0-0 OVC

#	Player	Total		3-Ptr		Rebounds			PF	TP	A TO Bk Stl				Min
		FG-FGA	FG-FGA	FT-FTA	FT-FTA	Off	Def	Tot							
10	PATTERSON, Manny	r	0-1	0-0	0-0	1	0	1	1	0	0	0	0	0	3
01	RUSSELL, Phillip	g	9-14	4-6	3-5	1	0	1	4	25	1	5	0	4	35
03	REED, JR., Eric	g	3-10	0-5	0-0	0	1	1	4	6	1	6	0	0	26
25	RUSSELL, Nygal	g	5-9	3-6	2-2	0	10	10	3	15	4	3	0	2	34
33	BRANSON, Dylan	g	2-4	2-3	0-0	0	5	5	4	6	5	3	0	0	30
02	THOMPSON, Chase	g	0-0	0-0	0-0	0	0	0	0	0	0	0	0	1	2
05	HARRIS, Chris	g	3-7	1-4	1-2	0	1	1	0	8	6	2	0	0	22
14	JOHNSON, Nate	g	2-3	0-0	0-0	1	1	2	1	4	0	0	0	0	12
20	THOMPSON, Sam	g	6-7	0-0	1-1	1	2	3	1	13	0	0	0	0	23
21	AKENTEN, Nana	g	0-2	0-2	0-0	0	4	4	1	0	0	2	0	0	13
Team						1	0	1							
Totals			30-57	10-26	7-10	5	24	29	19	77	17	21	0	7	200

FG % 1st Half: 12-27 44.4% 2nd half: 18-30 60.0% Game: 30-57 52.6%  
3FG % 1st Half: 2-9 22.2% 2nd half: 8-17 47.1% Game: 10-26 38.5%  
FT % 1st Half: 4-5 80.0% 2nd half: 3-5 60.0% Game: 7-10 70.0%

##### Pepperdine 83 • 5-8,0-0 WCC

#	Player	Total		3-Ptr		Rebounds			PF	TP	A TO Bk Stl				Min
		FG-FGA	FG-FGA	FT-FTA	FT-FTA	Off	Def	Tot							
03	Keith Fisher III	r	3-10	0-3	1-2	4	9	13	2	7	1	3	0	0	33
31	Jan Zidek	r	5-11	1-3	4-5	2	2	4	1	15	0	0	0	1	20
00	Houston Mallette	g	4-13	2-8	0-0	0	2	2	1	10	0	0	0	0	27
01	Mike Mitchell Jr.	g	3-8	3-5	2-2	0	2	2	1	11	6	2	0	3	29
05	Jade Smith	g	6-7	0-0	0-0	2	4	6	4	12	5	2	0	1	29
02	Darryl Polk Jr.	g	3-4	2-2	5-6	0	2	2	0	13	4	2	0	2	27
12	Kendall Munson	g	1-2	0-0	2-2	1	1	2	0	4	1	1	0	0	8
22	Majok Deng	g	0-1	0-1	0-0	0	0	0	0	0	0	0	0	0	1
24	Maxwell Lewis	g	2-6	0-1	0-0	0	0	0	2	4	0	3	0	1	7
34	Victor Ohia Obioha	g	2-3	0-0	3-4	4	1	5	2	7	2	2	1	0	19
Team						2	1	3							
Totals			29-65	8-23	17-21	15	24	39	13	83	19	16	1	8	200

FG % 1st Half: 15-38 39.5% 2nd half: 14-27 51.9% Game: 29-65 44.6%  
3FG % 1st Half: 3-12 25.0% 2nd half: 5-11 45.5% Game: 8-23 34.8%  
FT % 1st Half: 2-2 100.0 2nd half: 15-19 78.9% Game: 17-21 81.0%

Officials: Kurt Walker, Deron White, Frank Harvey III  
Technical fouls: Southeast Mo. St.-None. Pepperdine-None.  
Attendance: 437  
2021-22 Men's Basketball. Round: 0. Pepperdine vs Southeast Mo. St.. Played at

Score by periods	1st	2nd	Total
Southeast Mo. St.	30	47	77
Pepperdine	35	48	83

Points	In	Off	2nd	Fast	Bench
SEMO	30	15	4	6	25
PEP	36	27	19	12	28



# 2021-22 SOUTHEAST MISSOURI BASKETBALL NOTES

## AUSTIN PEAY // JAN. 1

Game  
13

### Southeast Missouri 68 California Baptist 84

December 21, 2021 • CBU Events Center • Riverside, Calif.

CBU

#### RIVERSIDE, Calif. -

Ty Rowell dropped in 24 points to lead California Baptist

to an 84-68 win over Southeast Missouri at the CBU Events Center.

SEMO was led by reigning Ohio Valley Conference Freshman of the Week Phillip Russell's 17 points.

The Redhawks led for 6:39 of the game and that was it. During that time, SEMO was ahead by five points on three occasions early in the first half.

Russell made a 3-pointer to put the Redhawks up, 11-6, before Nate Johnson scored on a hook shot and Eric Reed, Jr. gave SEMO a 15-10 cushion on a jumper with 13:46 remaining.

After Russell scored to give SEMO a 20-18 edge, the Redhawks fell into a cold spell. As a result, the Redhawks missed 10 of 11 field goals and went scoreless for 3:43.

Meanwhile, CBU capitalized with a 13-0 run to take a 31-20 lead.

Powell, who went over 1,000 points in his CBU career, stuck a 3-pointer to finish off the jaunt with 5:37 to go.

CBU later widened its lead to 12 twice in the final four minutes of the first half before taking a 43-34 advantage at the break.

The Lancers started the second half with a 10-4 surge to quickly push their lead to 15 (53-38).

SEMO managed to get within eight but that was the last time the Lancer lead dipped below double figures.

Game  
14

### Southeast Missouri 81 Murray State 106

December 30, 2021 • CFSB Center • Murray, Ky.



#### MURRAY, Ky. -

Justice Hill scored 26 points and KJ Williams added a double-double 21

points and 11 rebounds to lead Murray State a 106-81 win over Southeast Missouri in the Ohio Valley Conference opener for both teams.

MSU scored over 100 points in a game for the third time and pushed its home record to 7-0 this season.

The Racers, who led the entire game, rallied behind Hill's hot hand to seize the momentum early.

Hill nailed his first four 3-pointers of the game and scored 12 points in the opening 4:34 of play to help the Racers grab a 15-6 advantage.

After Eric Reed, Jr. drove the lane for a layup, Phillip Russell buried a 3-pointer to get SEMO within four (15-11) with 14:49 remaining in the first half.

The Redhawks twice cut MSU's lead to six on a 3-pointer by Chris Harris (30-24) and layup by Sam Thompson (32-26) before the Racers widened their lead to double-digits on a 3-pointer by Tevin Brown that made it a 37-26 ballgame at the 8:37 mark.

MSU then used a 7-0 run in a quick 53 seconds to run its lead to 19 as the Racers headed into the

MSU picked up where it left off in the second half going on an 11-0 run to take a 74-45 lead. SEMO didn't cut the Racers lead to under 20 points the rest of the way.

#### Official Basketball Box Score -- Game Totals -- Final Statistics Southeast Mo. St. vs California Baptist 12-21-21 7 p.m. at CBU Events Center -- Riverside, Calif.



##### Southeast Mo. St. 68 • 5-8,0-0 OVC

#	Player	Total		3-Ptr	FT-FTA	Rebounds			PF	TP	A	TO	Blk	Stl	Min
		FG-FGA	FG-FGA			Off	Def	Tot							
20	THOMPSON, Sam	r	2-6	0-0	2-4	2	4	6	2	6	0	0	0	2	21
01	RUSSELL, Phillip	g	6-13	3-8	2-6	3	2	5	2	17	1	2	0	1	34
03	REED, JR., Eric	g	4-14	1-8	2-2	0	4	4	3	11	3	2	0	1	36
25	RUSSELL, Nygal	g	3-9	1-5	1-2	2	5	7	3	8	1	1	1	0	35
33	BRANSON, Dylan	g	0-1	0-0	0-0	0	3	3	5	0	2	2	0	1	26
05	HARRIS, Chris	g	4-9	2-4	6-8	0	4	4	0	16	3	0	0	0	21
10	PATTERSON, Manny	g	1-2	0-0	0-0	1	3	4	2	0	0	0	0	1	9
14	JOHNSON, Nate	g	2-4	0-0	4-5	0	1	1	1	8	0	1	0	0	9
21	AKENTEN, Nana	g	0-6	0-4	0-0	1	0	1	1	0	1	0	0	0	9
Team						0	0	0							
Totals			22-64	7-29	17-27	9	26	35	19	68	11	8	1	6	200

FG % 1st Half: 13-37 35.1% 2nd half: 9-27 33.3% Game: 22-64 34.4%  
3FG % 1st Half: 4-15 26.7% 2nd half: 3-14 21.4% Game: 7-29 24.1%  
FT % 1st Half: 4-7 57.1% 2nd half: 13-20 65.0% Game: 17-27 63.0%

Deadball  
Rebounds  
6

##### California Baptist 84 • 9-3,0-0 WAC

#	Player	Total		3-Ptr	FT-FTA	Rebounds			PF	TP	A	TO	Blk	Stl	Min
		FG-FGA	FG-FGA			Off	Def	Tot							
20	Daniel Akin	r	7-10	0-0	3-4	2	12	14	4	17	2	3	2	0	32
01	Taran Armstrong	g	0-1	0-1	0-0	0	1	1	1	0	4	2	0	1	10
05	Reed Nottage	g	5-11	2-8	1-2	0	3	3	5	13	5	2	0	2	28
13	Chance Hunter	g	4-8	2-5	5-9	2	6	8	2	15	0	2	2	0	27
25	Ty Rowell	g	8-13	6-9	2-2	0	4	4	3	24	6	3	0	0	37
00	Tyree Campbell	g	0-0	0-0	0-0	0	0	0	0	0	0	0	0	0	1
02	Freddie Dybala	g	0-0	0-0	0-0	0	1	1	0	0	0	1	0	0	2
04	Elijah Thomas	g	2-4	1-2	1-2	2	2	4	4	6	2	0	0	0	24
11	Tre Armstrong	g	4-13	1-8	0-0	1	6	7	0	9	2	0	0	1	31
21	Malik Wade	g	0-0	0-0	0-0	0	1	1	2	0	1	0	0	0	5
32	Juhlawnei Stone	g	0-2	0-0	0-0	0	0	0	0	0	0	0	1	0	3
Team						1	1	2							
Totals			30-62	12-33	12-20	8	37	45	21	84	22	13	5	4	200

FG % 1st Half: 15-33 45.5% 2nd half: 15-29 51.7% Game: 30-62 48.4%  
3FG % 1st Half: 7-16 43.8% 2nd half: 5-17 29.4% Game: 12-33 36.4%  
FT % 1st Half: 6-9 66.7% 2nd half: 6-11 54.5% Game: 12-20 60.0%

Deadball  
Rebounds  
6

Officials: Coban Lopez, Rick Batsell, John Paul Guerrero  
Technical fouls: Southeast Mo. St.-None. California Baptist-Taran Armstrong.  
Attendance: 2220  
2021-22 Men's Basketball. Round: 0. California Baptist vs Southeast Mo. St. - P

Score by periods	1st	2nd	Total
Southeast Mo. St.	34	34	68
California Baptist	43	41	84

	Points	In Paint	Off T/O	2nd Chance	Fast Break	Bench
SEMO	26	13	3	12	26	
CBU	30	10	11	5	15	

#### Official Basketball Box Score -- Game Totals -- Final Statistics Southeast Mo. St. vs Murray St. 12-30-21 7 p.m. at CFSB Center -- Murray, Ky.



##### Southeast Mo. St. 81 • 5-9,0-1 OVC

#	Player	Total		3-Ptr	FT-FTA	Rebounds			PF	TP	A	TO	Blk	Stl	Min
		FG-FGA	FG-FGA			Off	Def	Tot							
20	THOMPSON, Sam	r	2-3	0-0	0-0	1	1	2	2	4	0	0	1	0	24
01	RUSSELL, Phillip	g	3-14	1-8	8-8	2	1	3	2	15	6	4	0	1	34
03	REED, JR., Eric	g	8-14	4-9	0-2	1	1	2	1	20	0	3	0	0	33
25	RUSSELL, Nygal	g	1-8	1-4	2-3	1	2	3	2	5	4	1	1	0	21
33	BRANSON, Dylan	g	2-4	1-3	2-2	1	5	6	2	7	1	3	0	1	20
05	HARRIS, Chris	g	4-8	3-5	4-4	0	4	4	1	15	3	2	0	1	27
10	PATTERSON, Manny	g	1-2	0-0	2-2	0	0	0	4	4	0	1	0	0	10
13	LONG, Parker	g	1-3	1-2	0-0	1	1	2	1	3	0	0	0	1	13
14	JOHNSON, Nate	g	2-2	0-0	1-2	0	0	0	3	5	0	0	0	0	7
21	AKENTEN, Nana	g	1-7	1-4	0-0	4	2	6	1	3	1	1	0	0	11
Team						2	4	6							
Totals			25-65	12-35	19-23	13	21	34	19	81	15	15	2	4	200

FG % 1st Half: 13-29 44.8% 2nd half: 12-36 33.3% Game: 25-65 38.5%  
3FG % 1st Half: 6-14 42.9% 2nd half: 6-21 28.6% Game: 12-35 34.3%  
FT % 1st Half: 8-9 88.9% 2nd half: 11-14 78.6% Game: 19-23 82.6%

Deadball  
Rebounds  
1

##### Murray St. 106 • 11-2,1-0 OVC

#	Player	Total		3-Ptr	FT-FTA	Rebounds			PF	TP	A	TO	Blk	Stl	Min
		FG-FGA	FG-FGA			Off	Def	Tot							
00	Demarcus Sharp	r	8-14	2-3	3-4	3	8	11	1	21	1	1	1	1	26
55	DJ Burns	g	3-4	0-0	3-4	4	6	10	1	9	1	2	1	0	20
10	Tevin Brown	g	4-13	3-8	6-7	0	2	2	2	17	5	3	1	4	31
13	Carter Collins	g	0-1	0-0	1-2	0	2	2	1	1	1	0	0	1	24
14	Justice Hill	g	9-15	6-10	2-2	0	1	1	3	26	5	1	0	1	29
01	Isiah Mosley	g	2-4	0-1	1-1	0	1	1	4	5	0	2	0	0	14
02	Trae Hannibal	g	6-8	0-0	3-4	1	1	2	2	15	2	3	0	1	17
04	Ja'Monta Black	g	0-0	0-0	1-2	0	0	0	0	1	0	0	0	0	2
25	Lu'cye Patterson	g	0-1	0-0	0-0	0	0	0	0	1	0	0	0	0	2
30	Jordan Skipper-Brown	g	3-3	0-0	2-2	1	6	7	3	8	1	1	1	1	20
32	Nicholas McMullen	g	1-1	0-0	1-2	0	2	2	1	3	0	1	1	0	13
33	Dawson Carper	g	0-0	0-0	0-0	0	0	0	0	0	0	0	0	0	2
Team						1	1	2							
Totals			36-64	11-23	23-30	10	30	40	19	106	16	14	5	9	200

FG % 1st Half: 19-32 59.4% 2nd half: 17-32 53.1% Game: 36-64 56.3%  
3FG % 1st Half: 8-13 61.5% 2nd half: 3-10 30.0% Game: 11-23 47.8%  
FT % 1st Half: 13-16 81.3% 2nd half: 10-14 71.4% Game: 23-30 76.7%

Deadball  
Rebounds  
3

Officials: Kelly Davis, Andrew Walton, John St. Clair  
Technical fouls: Southeast Mo. St.-RUSSELL, Nygal. Murray St.-Jordan Skipper-Brown.  
Attendance: 3630  
2021-22 Men's Basketball. Round: 0. Murray St. vs Southeast Mo. St. - Played at

Score by periods	1st	2nd	Total
Southeast Mo. St.	40	41	81
Murray St.	59	47	106

	Points	In Paint	Off T/O	2nd Chance	Fast Break	Bench
SEMO	22	19	10	14	30	
MSU	46	25	12	24	32	