



SOUTHEAST MISSOURI WOMEN'S BASKETBALL



#LETSSOAR



SOUTHEAST MISSOURI REDHAWKS
2021-22 WOMEN'S BASKETBALL MEDIA GUIDE



**DO
YOU
HAVE
THE
WILL
TO**

serve all
community
members?



**SOUTHEAST MISSOURI
STATE UNIVERSITY • 1873**



TABLE OF CONTENTS

2021-22 SOUTHEAST MISSOURI WOMEN'S BASKETBALL

Intro to Redhawks Basketball

Media Information	2-3
Redhawks & Under Armour	4
Mission Statement	5
Show Me Center	6-7
Academic Excellence	8
Social Development	9
Sports Performance	10
Sports Medicine	11
Redhawks Women's Basketball	12
OVC Commissioner's Cup Champions	13
President Dr. Carlos Vargas	14-15
Director of Athletics Brady Barke	16-17
Athletics Staff	18-21

Season Preview

2021-22 Roster	24
TV/Radio Roster	25
Class Photos	26
2021-22 Roster Breakdown	27
2021-22 Schedule	28

Coaches

Head Coach Rekha Patterson	30-33
Assistant Coaches	34-36

Player Profiles

Player Bios	38-52
-------------------	-------

Records & History

Honors & Awards	54-55
Records	56-60
Coaching History	61
Overall Statistics	62
Season Leaders	63-66
Year-by-Year	67-73
All-Time Series	74-89
All-Time Roster	90
Postseason	91

Year in Review

2020-21 Final Statistics	95-101
--------------------------------	--------

This is the OVC

OVC History	104-105
2022 OVC Tournament	106
OVC Staff	107
OVC Map	108

This is SEMO

University Pages	110-115
------------------------	---------

Credits

The 2021-22 Southeast Missouri Women's Volleyball Media Guide was written, edited and designed by Assistant Strategic Communications Director Eric Mueller. Additional assistance by Jeff Honza, Chandler Collins and Sawyer Becherer. Photography by Marc Mahnke, Rich Lynn, Bill Barrett, The Wright Group and Charlie Balcom.



2021-22 SOUTHEAST MISSOURI WOMEN'S BASKETBALL GUIDE

MEDIA INFORMATION



The 2021-22 Southeast Missouri women's basketball media guide is a source of information for the news media covering the Redhawks. News releases, clips, video footage, photographs and other information will also be available to accredited members of the media upon request.

Strategic Communications

The Southeast Missouri Strategic Communications Office is always willing to assist the media with their coverage of Redhawk volleyball. All media and credential requests should be made to Assistant Strategic Communications Director Eric Mueller. Should you need any information, feel free to call any time, day or night. Mueller can be reached at (573) 651-2294 (work) or (630) 267-5145 (mobile).

In-Season Interview Policy

All of Southeast Missouri's soccer student-athletes and coaches will be available to the media throughout the 2021-22 season. Interviews should be arranged through the Southeast Missouri Strategic Communications Office. Interviews with players and coaches will be conducted either by phone or in-person after practice. Please let the Strategic Communications Office know at least 24 hours in advance so interview arrangements can be made.

Credentials

Credentials are required for entrance to the Show Me Center. To request season or single-game credentials, please contact Assistant Strategic Communications Director Eric Mueller in the Southeast Missouri Strategic Communications Office by phone at (573) 651-2294 or email at ejmueller@semo.edu. Credentials can be picked up at the NCAA press entrance at the Show Me Center.

Southeast Missouri follows the guidelines set forth by the NCAA governing the issuance of credentials. Press Row credentials will be issued to accredited sports writers of daily and weekly newspapers. Photo credentials will be issued to accredited members of the photo media working for newspapers and television stations.

All credential requests should come from sports editors, directors or anchors. Spouses, dates and minors will not be permitted on Press Row at the Show Me Center. Any unauthorized use of credentials will result in revocation of credentials issued by Southeast Missouri State University and credential requests will not be honored for future SEMO athletic events.

Postgame Interviews

The Southeast Missouri Strategic Communications staff will make student-athletes available to the media at the conclusion of each game. Postgame interviews will be held in the media room at the Show Me Center. Please contact Eric Mueller with any interview requests.

Photographers

Please observe NCAA regulations and shoot from the designated areas assigned at the Show Me Center. Photographers are not permitted to shoot in the official team areas. Photographers must display their credentials at all times. Flash photography is strictly prohibited inside the Show Me Center.

2021-22 SOUTHEAST MISSOURI WOMEN'S BASKETBALL GUIDE

MEDIA INFORMATION



STRATEGIC COMMUNICATIONS

One University Plaza MS 0200
Cape Girardeau, MO 63701
Phone: (573) 651-2294 | Fax: (573) 651-2810



Jeff Honza
Assistant AD
(573) 651-2933
(618) 528-1145 (cell)
redhawk1@me.com/
jhonza@semo.edu



Eric Mueller
Assistant Director/
Soccer Contact
(573) 651-2294
(630) 267-5145 (cell)
ejmueller@semo.edu



Charlie Balcom
Coordinator of
Digital Media
(513) 673-3220 (cell)
cbalcom@semo.edu



Chandler Collins
Graduate Assistant
(417) 861-7504 (cell)
ccollins1s@semo.edu

Redhawks on ESPN+

The Ohio Valley Conference and ESPN have a media rights agreement, which includes a minimum of 600 conference events on ESPN+, the multi-sport, direct-to-consumer subscription streaming service from The Walt Disney Company Direct-to-Consumer & International segment and ESPN. Select Southeast Missouri baseball games air live on ESPN+. ESPN+ offers fans thousands of additional live events, on-demand content and original programming not available on ESPN's linear TV or digital networks. ESPN+ is an integrated part of the completely redesigned ESPN App. Already the leading sports app, the new ESPN App is the premier all-in-one digital sports platform for fans across mobile and TV-connected devices. ESPN+ is also available through ESPN.com.

SOCIAL MEDIA

Twitter

@OfficialSEMOWBB

@SEMOredhawks

Facebook

@SEMOWBB

@SEMOredhawks

Instagram

@officialSEMOWBB

@SEMOredhawks



Press Box Decorum

Any cheering or outward expression is strictly prohibited on the Show Me Center's Press Row at all times.

Live Stats

StatBroadcast Live is the official live statistics platform of Southeast Missouri women's basketball. Live stats can be accessed at **Statb.us/I/SEMO**.

Press Row Services

The Show Me Center is equipped with wireless internet. A member of the Strategic Communications staff will provide login information. Southeast Missouri uses "The Automated Scorebook" for basketball computerized statistics. Working media will receive complete final team and individual statistics, a game day program, and updated game notes.

Redhawks on the Internet

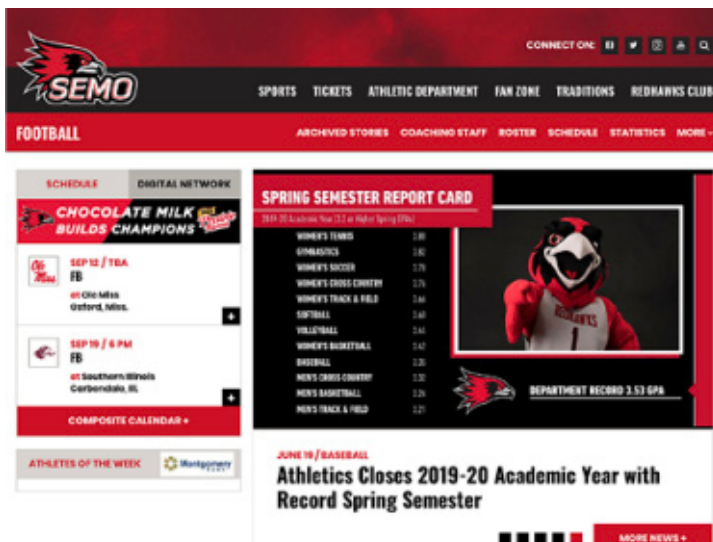
Southeast Missouri's Official Athletics website can be found at the following address:

SEMOWBB.com

The website is updated daily and information on all 15 sports is available. Complete schedule, results, coaches and player bios, and conference information can be accessed.

If you would like to be added to the Redhawk Volleyball email list to receive breaking news about the team, please email Eric Mueller.

2-TIME OVC REGULAR-SEASON CHAMPIONS | 2-TIME OVC TOURNAMENT CHAMPIONS



#LETSSOAR



2021-22 SOUTHEAST MISSOURI WOMEN'S BASKETBALL GUIDE

REDHAWKS & UNDER ARMOUR



UNDER ARMOUR

OFFICIAL OUTFITTER OF SEMO ATHLETICS

Southeast Missouri and Under Armour, Inc. (NYSE: UA, UAA) announced a partnership agreement. The Baltimore-based global leader in performance footwear, apparel and equipment became the official outfitter of Southeast Missouri Athletics on July 1, 2018.

As part of the multi-year agreement, Under Armour provides on-field and training gear for 15 sports. Additionally, Under Armour outfits members of the athletic department including coaches and staff.

"We are extremely excited about our partnership with Under Armour and BSN SPORTS to outfit our student-athletes and coaches with the highest quality apparel in the market," said Director of Athletics Brady Barke. "Having two of the industry leaders in athletic apparel associated with us expands the

resources available to each of our teams and significantly benefit our student-athletes."

The new official outfitter agreement includes marketing entitlement that complements Under Armour's brand marketing campaigns through print and venue presence at the University.

Southeast Missouri's athletic programs include football, men's basketball, women's basketball, baseball, men's cross country, women's cross country, softball, women's tennis, volleyball, women's soccer, men's outdoor track & field, men's indoor track & field, women's outdoor track & field, women's indoor track & field and women's gymnastics.

The Redhawks compete at the NCAA Division I level and are part of the NCAA Football Championship Subdivision (formerly I-AA). Southeast first became a member of the Ohio Valley Conference when it moved

to NCAA Division I in 1991-92. The Redhawks have won 57 OVC regular-season championships and 20 OVC tournament titles during their first 29 years in the league. Southeast also won seven Women's All-Sports trophies in that span.

Southeast Missouri joined the growing Under Armour roster of NCAA partners that includes the University of California, Los Angeles, University of California, Berkeley, University of Wisconsin, University of Notre Dame, Naval Academy Athletic Association, University of Maryland, Texas Tech University, Northwestern University, University of Cincinnati, Boston College, University of Utah, University of South Carolina and Auburn University.

About Under Armour

Under Armour, Inc., headquartered in Baltimore, Maryland is a leading innovator, marketer and distributor of branded performance athletic apparel, footwear and accessories. Designed to make all athletes better, the brand's innovative products are sold worldwide to consumers with active lifestyles. The company's Connected Fitness™ platform powers the world's largest digitally connected health and fitness community.



Southeast Missouri State University Athletics Mission

Southeast Missouri State University Athletics is committed to enhancing the University's educational mission by supporting student-athletes in their academic, athletic and personal development.

Our Vision

To be the premier athletics department within the Ohio Valley Conference, excelling academically and athletically, while preparing our student-athletes for life after sport.

Our Commitment to Diversity and Cultural Competence

Southeast Missouri State University Athletics strives to create an environment that fosters collaboration and facilitates an open exchange of the unique perspectives that each individual brings. These experiences will enrich the learning environment and better prepare our coaches, staff and student-athletes to make thoughtful contributions in our diverse society.

Southeast Missouri State University prohibits all forms of discrimination on the basis of race, color, ethnicity, religion, national origin, sex, sexual orientation, gender identity, age, genetic information, disability, or protected veteran status. The Department of Athletics is dedicated to this guiding principle and is committed to attracting and retaining coaches and staff who reflect the diversity of our student-athlete population.



2021-22 SOUTHEAST MISSOURI WOMEN'S BASKETBALL GUIDE

SHOW ME CENTER



SHOW ME CENTER

HOME OF THE REDHAWKS

The 7,000-seat Show Me Center (SMC) is the home of the Southeast Missouri State University men's and women's basketball teams. Additionally, the Show Me Center is the entertainment and meeting hub for the 250,000 residents of the tristate region.

A number of renovations were made to the Show Me Center prior to the 2015-16 season, including new telescopic seating, a state of the art center-hung video board and improvements to sound and lighting systems.

On June 26, 2014, the Southeast Missouri State University Board of Regents approved a list of high priority major capital renovation projects to be completed over the next two to three years to upgrade the Show Me Center to modern arena standards.

The other phase of the project

includes high priority items such as renovating the front meeting room and parking lot areas.

The facility first opened its doors in the summer of 1987 and celebrated its 25th Anniversary during the 2012-13 season.

One of the best arenas in the Ohio Valley Conference, the Show Me Center has served Southeast Missouri State University, the City of Cape Girardeau, and the citizens of Southeast Missouri, Southern Illinois, and Western Kentucky by providing quality concerts, sporting events, top-notch family entertainment, and a first-rate banquet, convention, and meeting facility.

The facility is a joint-venture of Southeast Missouri State and the City of Cape Girardeau.

The combined SMC and Student Recreation Center, which received a complete renovation and expansion in 1999, were originally built at a cost of \$18 million.

The building houses the Redhawks men's and women's locker rooms, which have been completely remodeled. New basketball offices on the north side of the SMC were completed during the fall of 2003. More recently, a portable floor and goals were purchased before the 2011-12 season.

Southeast's Student Recreation Center is adjoined to the Show Me Center, and it houses the Redhawks' practice facilities. The center has five full basketball courts (including two hardwood courts), a large weight room, six racquetball courts, an indoor

track, two cardiovascular equipment areas, a climbing wall, two multipurpose rooms, and full locker rooms. The new Student Aquatic Center, which opened in December 2007, features a four-lane lap pool, a recreational pool with a rock wall and zip line, hot tub and locker rooms.

In addition, the Redhawks had over 10,000 fans for the Western Kentucky (10,222) and Murray State (10,028) games in 2000, the Murray State (10,100) game in 2001 and the Southern Illinois matchups in 2005 (10,100) and 2011 (10,136).

The Redhawks went 12-1 at home during the historical 2019-20 season.



Largest Show Me Center Crowds

vs. North Dakota State (Mar. 23, 1991)	7,064
vs. Norfolk State (Mar. 22, 1991)	6,640
vs. Austin Peay (Jan. 22, 2005)	6,607
vs. Cal-Poly Pomona (Mar. 16, 1991)	4,023
vs. Tennessee State (Feb. 3, 2001)	3,844
vs. Murray State (Jan. 14, 1999)	3,669
vs. Murray State (Feb. 23, 1999)	3,385
vs. Eastern Illinois (Feb. 20, 2000)	3,855
vs. Eastern Illinois (Feb. 17, 2001)	3,850
vs. UT Martin (Jan. 13, 2001)	3,344
vs. Central Missouri (Feb. 18, 1989)	2,982





2021-22 SOUTHEAST MISSOURI WOMEN'S BASKETBALL GUIDE

ACADEMIC EXCELLENCE



ACADEMIC EXCELLENCE

ALWAYS A STUDENT FIRST

The Holcomb Success Center offers Southeast Missouri student-athletes a place to study and develop as students and campus leaders.

It is located in the Student Recreation Center, just south of Houck Field. The Holcomb Success Center offers a computer lab with 18 work terminals, study areas and rooms for group meetings. The facility houses the Southeast Academic Services staff and main weight room for Redhawk student-athletes.

The beautiful facility has enhanced the outstanding work in the classroom already enjoyed by SEMO student-athletes.

Athletics achieved a 3.23 departmental GPA for the 2020-21 academic year. A total of 67 student-athletes graduated and 14 of SEMO's 15 sports finished with a team GPA of 3.0 or higher. There were 146 student-athletes on the President's List, including

78 in the fall and 68 in the spring. Additionally, 122 student-athletes made the Dean's List in the fall and 105 student-athletes earned that distinction during the spring.

Women's soccer (3.80) had the Department of Athletics' highest GPA in the fall and women's tennis (3.82) boasted the department's highest GPA in the spring. Women's soccer led the Department of Athletics with a 3.79 cumulative GPA during the 2020-21 academic year.

Maja Lundell (women's tennis) was one of five undergraduate students to receive the 2020-21 President's Spirit of Southeast Award. Lundell (4.0 GPA) was also the recipient of the Trombetta Award which is given to a graduating female student-athlete with the highest GPA for her career.

Morgan McCourt (women's soccer) received the Department of Economics' Outstanding

Overall Student Award from the Southeast Missouri State University Harrison College of Business.

Kate Daus (women's soccer) was awarded the Southeast Missouri State University Department of Communication Studies Public Advocacy Award and Trevor Falco (cross country/track & field, 3.80 GPA) received the Jewel Award. The Jewel Award is given each year to a male senior athlete with the highest GPA for his career.

Tutors are available for all student-athletes as needed. In addition, both attendance and academic progress is monitored through regular checks with faculty.

A special course is required for all first time student-athletes at SEMO. The course, which offers three credit hours, is part of a comprehensive program developed to address study skills

and life skills topics, and thus, enhance retention and academic success for student-athletes.

Entering student-athletes are evaluated for academic preparedness and assigned to appropriate categories. Student-athletes can also receive individualized academic programs which include meeting with a mentor bi-weekly to discuss academic progress.

The Holcomb Success Center staff works to get athletes involved in campus and community projects, as well. This is done to provide a support structure and greater opportunity for academic success. Through the NCAA's CHAMPS/Life Skills Program, the Holcomb Success Center gives student-athletes personal and professional skills in order to facilitate successful and productive futures.



SOCIAL DEVELOPMENT

ALWAYS GIVING BACK & SERVING THE COMMUNITY

Student-athletes and coaches at Southeast Missouri are dedicated to giving back to the community that so generously supports them.

Redhawk student-athletes have opportunities to participate in a variety of community service activities each year. Community involvement helps provide a support structure and greater opportunity for academic success.

We are proud of the level of commitment shown by our student-athletes and always encourage them to participate in community service projects here at SEMO.

SEMO student-athletes also have the opportunity to participate in the Redhawks BRIDGE Program. The mission of the Redhawks BRIDGE Program is to develop a comprehensive student-athlete development program by Building Responsible

Individuals and Delivering Gainful Experiences. This program provides student-athletes with both leadership and life skills experiences through interactive programming that will prepare them to be successful in life after athletics. The leadership programming will teach student-athletes about SEMO's culture and allow them to learn, develop, and apply leadership skills. The life skills programming provides educational programs designed to assist studentathletes in identifying and applying transferable skills and experiences to prepare them to succeed outside of the athletic arena.





2021-22 SOUTHEAST MISSOURI WOMEN'S BASKETBALL GUIDE

SPORTS PERFORMANCE



Southeast Missouri's Sports Performance program is committed to developing the total student-athlete through their experiences within a competitive training environment.

SEMO's main weight room is located in the Holcomb Success Center.


In 2019, a nutrition center was added to the facility which provides adequate space for teams to have meals. Student-athletes can visit the nutrition center for breakfast and other snacks daily to enhance their nutritional needs. The nutrition center is always equipped with

plenty of water, gatorade and milk (provided by Prairie Farms) so student-athletes can stay properly hydrated.

Prior to that, the Holcomb Success Center Weight Room received a major overhaul in January, 2016.

Indoor turf, weights, equipment and lifting platforms were added as part of the renovation, which cost \$500,000. The facility now has more space and equipment to handle SEMO's larger teams or multiple teams training at the same time. Branding and new lighting were also included in the overall project.





SPORTS MEDICINE

PROVIDING THE BEST CARE POSSIBLE

Southeast Missouri's sports medicine staff strives to provide the best care possible for its student-athletes.

On Aug. 14, 2019, SEMO and SoutheastHEALTH entered a collaborative partnership in which SoutheastHEALTH will serve as comprehensive providers of orthopedic and sports medicine services for the University's NCAA Division I athletics program, its intramural and club sport participants and for the University's performing arts students.

Under the agreement, SoutheastHEALTH orthopedic and sports medicine physicians provide orthopedic, primary medical care, athletic training and physical therapy services, and invest in the University by providing diagnostic equipment and athletic training supplies, as well as scholarships for students.

SoutheastHEALTH orthopedists Dr. Anthony McPherron, Dr. Matthew Baker and Dr. Charity Jacobs, and SoutheastHEALTH sports medicine physician Andrew Lawrence serve as the official team physicians of SEMO.

The sports medicine staff begins treatments and rehabilitation starting as early as 6 a.m., and is available until the last student-athlete is through.

There are currently four sports medicine facilities on campus. The staff treats out of the Rosengarten Athletic Complex, where the primary training room is located. There are two other satellite athletic training rooms, including one at Houck Field House and one at the Show Me Center.





2021-22 SOUTHEAST MISSOURI WOMEN'S BASKETBALL GUIDE

REDHAWKS BASKETBALL

General Information

School Southeast Missouri State
Location Cape Girardeau, Mo.
Founded 1873
Enrollment 11,502
Nickname Redhawks
Colors Red & Black
Affiliation NCAA Division I (FCS)
Conference Ohio Valley
President Dr. Carlos Vargas
Director of Athletics Brady Barke

Facility Information

Home Facility Show Me Center
Capacity 7,373
Year Constructed 1987

Women's Basketball History

First Year 1975-76
First Year at NCAA Division I/OVC 1991-92
All-Time Record 666-591
OVC Championships/Last 2/2008
OVC Tournament Appearances/Last 20/2021
OVC Tournament Titles/Last 2/2020
NCAA Tournament Appearances/Last 1/2007
WNIT Appearances/Last 1/2008
Last Postseason Opponent #3 Murray State (OVC Tourn.)
Result L, 64-67

Team Information

2020-21 Record 15-11
Home 9-5
Away 6-5
OVC Record/Finish 13-7/3rd
Starters Returning/Lost 4/3
Newcomers 8





Southeast Missouri's vision of winning the Ohio Valley Conference Commissioner's Cup became a reality when the Redhawks claimed the league's ultimate symbol of overall athletic excellence in Conference-sponsored championships for the first time in school history.

In 2018, SEMO developed a comprehensive strategic plan designed to guide the athletics department into the future which included the following objective as it relates to competition.

"Win the OVC Commissioner's Cup within the next five years and compete annually thereafter."

Mission accomplished.

In 2020-21, SEMO accumulated a total of 119 points, 7.5 points ahead of second-place Belmont (111.5). While competing in the middle of a COVID-19 pandemic, the Redhawks celebrated a dominating spring season bolstered by first-place finishes in

women's tennis, women's track & field, softball and baseball, and a second-place finish in men's track & field. The Redhawks also posted third-place finishes in women's basketball, soccer and volleyball.

"This is truly a team effort. Winning the Commissioner's Cup takes everyone. From the University administration, to the coaches and staff, to the student-athletes, to our supporters. We couldn't have achieved this level of success without all of these groups buying into our vision," said SEMO Director of Athletics Brady Barke.

The Redhawks storybook season came a year after they were on track to win the OVC Commissioner's Cup. In 2019-20, SEMO was in first place following the winter championships before the remainder of the year was canceled and the honor was not awarded due to COVID.

"Not having the opportunity to finish what we started in 2019-20,

makes this year's achievement extra special," added Barke. "We felt we were poised to win the Commissioner's Cup a year ago, so it was great to be able to carry that momentum into the 2020-21 academic year and achieve our goal."

Prior to 2020-21, SEMO finished no higher than third in the OVC Commissioner's Cup standings. Jacksonville State (110.5), Murray State (109.5), Austin Peay (95.0), Morehead State (92.5), UT Martin (88.5), Eastern Kentucky (86.5), Tennessee Tech (80.0), Eastern Illinois (79.5), SIU Edwardsville (75.0) and Tennessee State (33.0) completed this year's scoring.

Since the start of the 2019 calendar year, the Redhawks have won 11 conference championships, most in the OVC. Five of those titles came during this spring alone. SEMO completed its unprecedented 2020-21 campaign with a 93-42-1 (.688) record in conference regular-season play

for its highest OVC regular-season winning percentage in school history. The Redhawks were the only OVC school that qualified for every conference championship event this season. Additionally, SEMO became the first school in OVC history to win a regular-season championship in baseball, softball and women's tennis in the same year.



2021-22 SOUTHEAST MISSOURI WOMEN'S BASKETBALL GUIDE

PRESIDENT DR. CARLOS VARGAS



DR. CARLOS VARGAS

SOUTHEAST MISSOURI STATE PRESIDENT

Dr. Carlos Vargas became the 18th president of Southeast Missouri State University July 1, 2015, after having served as acting president at Kutztown University of Pennsylvania.

Since becoming president, Dr. Vargas has launched initiatives to marshal the resources, leverage opportunities and address a variety of challenges and needs of Southeast Missouri State University. He has set as primary goals for the institution the support for student persistence and retention.

He has encouraged and supported the identification and development of innovative academic programs, including bachelor's degrees in Unmanned Aircraft Systems, Geographic Information Science, and industrial and systems engineering. He has continued to support the globalization of

the campus through expansion of study-abroad experiences, extensive engagement of international students, and encouragement of students on campus and abroad to explore cultural interaction. He has championed the work of the President's Task Force on Diversity Education and continued emphasizing the expectations for enhancement of the teacher-scholar model. Under President Vargas' leadership, regional partnerships and collaborations have been solidified, including several joint initiatives with Three Rivers, Mineral Area and other community colleges.

Prior to assuming the presidency at Southeast, Dr. Vargas served one year as acting president of Kutztown University, where he also served as the provost and vice president for academic and student affairs.

Prior to his tenure at Kutztown,

Dr. Vargas was at Central State University in Wilberforce, Ohio, where he served as provost and vice president for academic affairs. He previously served in several roles at Kent State University (Ohio) for a total of 18 years, including founding director of the program on electron beam technology. He was also Kent's associate dean for research, interim assistant dean for research and interim assistant dean for the School of Technology. He started his tenure at Kent State in 1985 as a professor, and continued to teach until his departure from the

university in 2003.

Dr. Vargas began his career in higher education at the National Autonomous University of Mexico (UNAM), from which he received a Bachelor of Science in physics.


He earned his Ph.D. in physics and aerospace science from the University of Michigan and he has Master of Science degrees from Michigan in both physics and aerospace science. He is married to Pam Vargas, who currently serves as director of Research and Grant Development at Southeast, and they have a son, a daughter, and two granddaughters.




SOUTHEAST MISSOURI
STATE UNIVERSITY · 1873



Southeast Missouri State Board of Regents



Edward P. Gargas
President



Tina L. Klocke
Vice President



Phillip M. Britt




Lloyd F. Smith



James P. Limbaugh



Vivek Malik



Lauren Kohn
Student Representative





2021-22 SOUTHEAST MISSOURI WOMEN'S BASKETBALL GUIDE

DIRECTOR OF ATHLETICS BRADY BARKE



Southeast Missouri Athletics has reached unprecedented success under the leadership of Brady Barke.

In 2020-21, SEMO claimed its first-ever Ohio Valley Conference Commissioner's Cup, the league's ultimate symbol of overall athletic excellence in Conference-sponsored championships.

While competing in the middle of a COVID-19 pandemic, the Redhawks won five OVC titles and one national championship. Women's tennis (regular-season), softball (regular-season), women's outdoor track & field and baseball (regular-season and tournament) all celebrated OVC championships, and gymnastics won the 2021 USA Gymnastics Women's Collegiate National Championship.

All that success came after the Redhawks were on track to win the OVC Commissioner's Cup the previous year. In 2019-20, SEMO was in first place following the winter championships before

the remainder of the year was canceled and the honor was not awarded due to COVID.

Since the start of the 2019 calendar year, the Redhawks have won a total of 11 conference championships, most in the OVC. SEMO completed its remarkable 2020-21 campaign with a 93-42-1 (.688) record in conference regular-season play for its highest OVC regular-season winning percentage in school history. The Redhawks were also the only OVC school that qualified for every conference championship event in 2020-21, the best season in SEMO's NCAA Division I history.

Barke looks forward to keeping the momentum going as he begins his sixth year as SEMO's Director of Athletics.

Barke served as the Interim Director of Athletics since July, 2015, before being named to the permanent position of Director of Athletics on June 7, 2016.

He has built a culture that thrives on academics just as much as it does on competitive success.

Academically, SEMO's athletic teams are strong year-in and year-out.

Athletics achieved a 3.23 departmental GPA for the 2020-21 academic year. Fourteen of SEMO's 15 sports finished with a team GPA of 3.0 or higher.

Before that, student-athletes overcame an enormous amount of adversity and disruption brought on by a global COVID-19 pandemic to close out the 2019-20 academic year with a Department of Athletics record 3.53 spring grade point average.

That mark was the highest GPA of any semester for the Redhawks who had a total of 12 teams achieve a 3.21 or higher GPA in the spring term alone.

Also, five different programs, including gymnastics (3.82), women's soccer (3.78), women's basketball (3.42), men's basketball (3.26) and football (2.94) registered their highest semester GPAs ever.

The upcoming 2021-22 campaign marks SEMO's fourth

year with Under Armour. Barke reached a multi-year agreement with the Baltimore-based global leader in performance footwear, apparel and equipment that made Under Armour the official outfitter of SEMO Athletics on July 1, 2018.

As part of the multi-year agreement, Under Armour provides on-field and training gear for 15 sports. Additionally, Under Armour outfits members of the athletic department including coaches and staff.

Barke also secured bids to host SEMO's first home football playoff games. Additionally, he helped the University reach a collaborative partnership with SoutheastHEALTH. Under the agreement, SoutheastHEALTH orthopedic and sports medicine physicians provide orthopedic, primary medical care, athletic training and physical therapy services, and invest in the University by providing diagnostic equipment and athletic training supplies, as well as scholarships for students.

2021-22 SOUTHEAST MISSOURI WOMEN'S BASKETBALL GUIDE

DIRECTOR OF ATHLETICS BRADY BARKE



More recently, new state-of-the-art Formetco digital video scoreboards were installed at both Houck Field and the Southeast Softball Complex under Barke's leadership.

A 4,000-square foot baseball training facility was completed prior to the 2020 season. The \$400,000 indoor facility can fit up to four batting cages.

Barke hired Brad Korn as the Redhawks head men's basketball coach on Mar. 24, 2020, while navigating through the challenging times during the COVID-19 pandemic. Korn was the fourth head coach Barke hired during his tenure as Director of Athletics.

During his first year in 2016-17, Barke introduced Andy Sawyers as the Redhawks head baseball coach and worked tirelessly on two major renovation projects.

Nearly a month after Sawyers was hired, Southeast Missouri State and the City of Cape Girardeau officially broke ground on Capaha Field. New synthetic turf, new fencing and a digital scoreboard in the outfield were added as part of the \$1.8 million project that was completed before SEMO's season-opener.

Gymnastics Coach Ashley Lawson orchestrated a big turnaround in SEMO women's gymnastics during her first three years as head coach.

Women's Tennis Coach Mary Beth Gunn was Barke's other hire.

Sawyers, Lawson and Gunn each claimed Coach of the Year honors in 2021. SEMO's baseball team won the OVC regular-season and tournament titles, and made the NCAA Tournament under Sawyers. The gymnastics team won the USA Gymnastics Women's Collegiate National Championship with Lawson at the helm. And, Gunn led the women's tennis team to its first OVC regular-season title in program history.

On Feb. 3, 2017, SEMO formally dedicated Holcomb Success

Center. To honor the long-time service and philanthropy of Dr. John and Judy Holcomb, the University named the facility the Holcomb Success Center located in the Student Recreation Center-South. Indoor turf, weights, equipment and lifting platforms were added as part of the renovation at a cost of \$500,000. The facility now has more space and equipment to handle SEMO's larger teams or multiple teams training at the same time. Barke helped secure the Holcombs gift, the largest single cash gift in SEMO Athletics history. Major improvements were also made to the second floor of the building where athletic academic services are housed. This space provides student-athletes with places to study and features a computer lab with 30 work terminals and rooms for group meetings. Staff members assist student-athletes with life skills development, academic advising and academic progress toward degree requirements and NCAA eligibility.

Additional renovations have been made to the nutrition area that serves as a fueling station for SEMO student-athletes at the Holcomb Success Center.

Fundraising continues to increase under Barke's direction.

The 2018-19 campaign marked the highest level of giving to the Redhawks Club general fund in 15 years.

Barke also worked with donors to establish two new endowed scholarships for student-athletes and raised over \$60,000 to support the SEMO football program and summer school scholarships.

More than \$250,000 in pledges for the Redhawks Club unrestricted booster fund has been raised with Barke as Director of Athletics.

Improved branding has been a priority. Redhawk banners, S-E! M-O! billboards, Welcome to Redhawk Country and Redhawks yard signs are prominently

displayed all over Cape Girardeau.

On July 1, 2020, SEMO unveiled refreshed spirit marks, including a new primary logo, wordmark and variations for its 15 athletic programs. The new brand identity will allow SEMO's athletic teams to display consistent logos, lettering and numerals, and is independent of the existing University marks.

A year later on July 1, 2021, SEMO partnered with Affinity Licensing to manage its trademark licensing program. As part of the agreement, Affinity Licensing will act as the exclusive agency to manage the University's consumer products licensing relationships with manufacturers and retailers.

Barke helped develop the Redhawks Trivia Night & Auction, a sold out event that generated over \$200,000 in net revenue over five years. In addition, he launched the Redhawks BRIDGE program which provides student-athletes with both leadership and life skills experiences through interactive programming that will prepare them to be successful in life after athletics.

Barke served as Interim Associate Director of Athletics for Compliance & Student Support Services before being named the Senior Associate to the President and Secretary to the Southeast Missouri State University Board of Regents in 2013.

He began his tenure at Southeast in 2008 as Assistant Director of Athletics for Compliance & Eligibility. Barke previously served as a governance intern with the NCAA national headquarters in Indianapolis, and as a law clerk with the Southern Illinois University-Carbondale Department of Athletics Compliance Office.

Barke has served as a member of the National Association of Athletics Compliance (NAAC), chaired the NAAC Education Committee, and was a member of the NAAC Board of Directors. He has facilitated the NCAA Regional Leadership Academy, and served on both the NCAA Sports Wagering Task Force and the Olympic Sports Liaison Committee.

Barke has a juris doctorate degree from Southern Illinois University School of Law, an MBA from Southeast Missouri State University, and a bachelor of science degree in biology from Webster University. While a student at Webster, Barke was a member of both the basketball and golf teams and was inducted into the Webster Athletic Hall of Fame.

He and his wife, Halley, are parents of three children, Mabrie, Jackson, and Kolbe.





2021-22 SOUTHEAST MISSOURI WOMEN'S BASKETBALL GUIDE


ATHLETICS STAFF




Kim Schuette
Associate Director of Athletics
Administration/SWA



Nate Saverino
Associate Director of Athletics
External Affairs



Jeff Honza
Assistant Director of Athletics for
Strategic Communications



Angela Black
Assistant Director of Athletics
Compliance & Eligibility



Adam Criblez
Faculty Athletics Representative



Kent Phillips
Coordinator of Facilities &
Event Management



TJ Bartels
Ticket Office Manager




Betsy Wilcox
Coordinator of Student-Athlete
Development




Brooke Hengst
Coordinator of Student-Athlete
Development



Eric Mueller
Strategic Communications
Assistant Director




Ben Fox
Co-Head Athletic Trainer



Amanda Martin
Co-Head Athletic Trainer



Kristin Jones
Assistant Athletic Trainer



Chandler Collins
Graduate Assistant
Strategic Communications



Mike Patke
Assistant Athletic Trainer




Nathan Harrison
Assistant Athletic Trainer




Paytience Ivy
Assistant Athletic Trainer



Michael Hair
Assistant Athletic Trainer



David Hudson
Assistant Athletic Trainer




Ryan Napoli
Director of Sports Performance

2021-22 SOUTHEAST MISSOURI WOMEN'S BASKETBALL GUIDE

ATHLETICS STAFF



Anthony Bello
Graduate Assistant
Athletics Administration



Charlie Balcom
Coordinator of Digital Media



Andy Sawyers
Head Baseball Coach



Trevor Ezell
Assistant Baseball Coach



Drew Millwood
Director of Baseball Analytics



Brad Korn
Head Men's Basketball Coach



Keith Pickens
Assistant Men's
Basketball Coach



Dustin Yoder
Assistant Men's
Basketball Coach




Sam McMahon
Assistant Men's
Basketball Coach



LaDon Champagnie
Director of Operations
Men's Basketball



Rekha Patterson
Head Women's Basketball Coach




Jasmine Newsome
Assistant Women's
Basketball Coach



David Midlick
Assistant Women's
Basketball Coach



Carolyn Jenkins
Assistant Women's
Basketball Coach



Collin Jasper
Graduate Assistant
Men's Basketball




Ashley Lawson
Head Women's
Gymnastics Coach



Andavea Alexander
Assistant Women's
Gymnastics Coach



Heather Nelson
Head Women's Soccer Coach



Paul Nelson
Associate Head Women's
Soccer Coach



Mark Redburn
Head Softball Coach

2-TIME OVC REGULAR-SEASON CHAMPIONS | 2-TIME OVC TOURNAMENT CHAMPIONS




2021-22 SOUTHEAST MISSOURI WOMEN'S BASKETBALL GUIDE


ATHLETICS STAFF



Kristen Jones
Assistant Softball Coach



Matthew Guemmer
Assistant Softball Coach




Mary Beth Gunn
Head Women's Tennis Coach



Eric Crumpecker
Head Track & Field Coach



Ryan Lane
Cross Country Coach
Assistant Track & Field Coach




Eric Fox
Assistant Track & Field Coach



Esmie Gonzales
Graduate Assistant
Women's Soccer



Julie Yankus
Head Women's
Volleyball Coach




Matt Stolz
Assistant Volleyball Coach




Tom Matukewicz
Head Football Coach



Jeremy McDowell
Assistant Football Coach



Matt Martin
Assistant Football Coach



Ray Smith
Assistant Football Coach



Justin Kramer
Assistant Head Football Coach



Justin Drudik
Assistant Football Coach




Jerone Williams
Assistant Football Coach




Brett Blackman
Football Director of Operations &
Equipment



Nate Dreiling
Assistant Football Coach



Cooper Bassett
Assistant Football Coach



Issac Reed
Assistant Football Coach

2021-22 SOUTHEAST MISSOURI WOMEN'S BASKETBALL GUIDE


ATHLETICS STAFF




Tevin Madison
Assistant Football Coach



Luke Berblinger
Assistant Football Coach




Lucas Orchard
Graduate Assistant
Football



Jesse Stilley
Graduate Assistant
Football




Connor Benado
Assistant Football Coach




Jake Speller
Assistant Football Coach




Zach Bodway
Student Assistant
Football



Tatianna Parham
Sundancer Coach




Kyle Kasten
Graduate Assistant
Facilities & Event Management



Sawyer Becherer
Graduate Assistant
Marketing & Promotions



Kseniya Zonova
Graduate Assistant
Women's Tennis



Evan Morrison
Graduate Assistant
Academic Services




Leslie Brooks
Graduate Assistant
Compliance




Josh Price
Graduate Assistant
Sports Performance



Jermima Job
Graduate Assistant
Sports Performance



Ashley Ellis
Assistant Softball Coach



Paige Williams
Graduate Assistant
Women's Gymnastics



Esmie Gonzales
Graduate Assistant
Women's Soccer

**DO
YOU
HAVE
THE
WILL
TO**

**make a
medical
discovery?**



**SOUTHEAST MISSOURI
STATE UNIVERSITY · 1873**



2021-22



SEASON PREVIEW



2021-22 SOUTHEAST MISSOURI WOMEN'S BASKETBALL GUIDE

2021-22 TEAM



2021-22 SOUTHEAST MISSOURI ROSTER

#	Name	Ht.	Pos.	Class	Hometown / Previous School
0	Johné Stewart	5-7	G	Junior.	Memphis, Tenn. / Jacksonville / Memphis Central HS
1	Kori Tomlin	5-3	G	Junior	St. Louis, Mo. / Moberly Area CC / Cardinal Ritter College Prep
2	Roshala Scott	5-8	G	Junior	Earle, Ark. / Earle HS
3	Chandler Davis	5-5	G	Sophomore	Alpharetta, Ga. / Saint Francis HS
4	Joi Ward	5-8	G	Sophomores	Fairview Heights, Ill. / Cardinal Ritter College Prep
10	Taelour Pruitt	5-6	G	Senior	Crowley, Texas / Crowley HS
13	Deanay Watson	5-10	G	Senior	Bradenton, Fla. / Three Rivers CC / Manatee HS
14	Kennedi Watkins	5-10	F	Freshman	Ballwin, Mo. / Marquette HS
15	Halle Smith	6-0	F	Freshman	Belle, Mo. / Belle HS
23	Shymaria Christopher	5-6	G	Sophomore	Magnolia, Ark. / Cabot HS
24	Jalayah Green	5-10	G	Freshman	Wentzville, Mo. / Holt HS
30	Diona Reed	6-5	C	Freshman	Millington, Tenn. / Briarcrest Christian HS
33	Pearl Dean	6-3	C	Junior	Cincinnati, Ohio / NC Central / Indiana State / Wabash Valley College / Purcell Marion HS
34	Sophie Bussard	5-8	G	Junior	Silver Lake, Ind. / Tippecanoe Valley HS
44	Michaela Mayfield	5-10	F	Sophomore	Gurdon, Ark. / Gurdon HS

Coaching Staff

Head Coach:

Rekha Patterson (Seventh Season | North Carolina A&T, 2001)

Assistant Coach/Recruiting Coordinator:

Jasmine Newsome (First Season | UT Martin, 2014)

Assistant Coach:

David Midlick (First Season | Mississippi, 1991)

Assistant Coach:

Carolyn Jenkins (First Season | Kansas, 2013)

2021-22 SOUTHEAST MISSOURI WOMEN'S BASKETBALL GUIDE

TV/RADIO ROSTER



Johné Stewart
5-7 • Jr. • G
Memphis, Tenn.



Kori Tomlin
5-3 • Jr. • G
St. Louis, Mo.



Roshala Scott
5-8 • Jr. • G
Earle, Ark.



Chandler Davis
5-5 • So. • G
Alpharetta, Ga.



Joi Ward
5-8 • So. • G
Fairview Heights, Ill.



Taelour Pruitt
5-6 • Sr. • G
Crowley, Texas



Deanay Watson
5-10 • Sr. • G
Bradenton, Fla.



Kennedy Watkins
5-10 • Fr. • F
Ballwin, Mo.



Halle Smith
6-0 • Fr. • F
Belle, Mo.



Shymaryia Christopher
5-6 • So. • G
Magnolia, Ark.



Jaliyah Green
5-10 • Fr. • G
Wentzville, Mo.



Diona Reed
6-5 • Fr. • C
Millington, Tenn.



Pearl Dean
6-3 • Jr. • C
Cincinnati, Ohio




Sophie Bussard
5-8 • Jr. • G
Silver Lake, Ind.



Michaela Mayfield
5-10 • So. • F
Gurdon, Ark.



Rekha Patterson
Head Coach
Seventh Season



Jasmine Newsome
Assistant Coach/
Recruiting Coordinator
First Season



David Midlick
Assistant Coach
First Season



Carolyn Jenkins
Assistant Coach
First Season



2021-22 SOUTHEAST MISSOURI WOMEN'S BASKETBALL GUIDE

CLASS PHOTOS

SENIORS



L-R: Pearl Dean, Taelour Pruitt, Johné Stewart and Deanay Watson

JUNIORS



L-R: Roshala Scott, Kori Tomlin and Sophie Bussard

SOPHOMORES



L-R: Joi Ward, Chandler Davis, Michaela Mayfield and Shymaryia Christopher

FRESHMEN



L-R: Kennedi Watkins, Halle Smith, Diona Reed and Jaliyah Green

2021-22 SOUTHEAST MISSOURI WOMEN'S BASKETBALL GUIDE

ROSTER BREAKDOWN



/ 2021 ROSTER

#	Name	Ht.	Pos.	Class	Hometown / Previous School
0	Johné Stewart	5-7	G	Jr.	Memphis, Tenn. / Jacksonville
1	Kori Tomlin	5-3	G	Jr.	St. Louis, Mo. / Moberly Area CC
2	Roshala Scott	5-8	G	Jr.	Earle, Ark. / Earle HS
3	Chandler Davis	5-5	G	So.	Alpharetta, Ga. / Saint Francis HS
4	Joi Ward	5-8	G	So.	Fairview Heights, Ill. / Cardinal Ritter College Prep
10	Taelour Pruitt	5-6	G	Sr.	Crowley, Texas / Crowley HS
13	Deanay Watson	5-10	G	Sr.	Bradenton, Fla. / Three Rivers CC
14	Kennedi Watkins	5-10	F	Fr.	Ballwin, Mo. / Marquette HS
15	Halle Smith	6-0	F	Fr.	Belle, Mo. / Belle HS
23	Shymaryia Christopher	5-6	G	So.	Magnolia, Ark. / Cabot HS
24	Jaliyah Green	5-10	G	Fr.	Wentzville, Mo. / Holt HS
30	Diona Reed	6-5	C	Fr.	Millington, Tenn. / Briarcrest Christian HS
33	Pearl Dean	6-3	C	Jr.	Cincinnati, Ohio / NC Central
34	Sophie Bussard	5-8	G	Jr.	Silver Lake, Ind. / Tippecanoe Valley HS
44	Michaela Mayfield	5-10	F	So.	Gurdon, Ark. / Gurdon HS

#	Name	Ht.	Pos.	Class	Hometown / Previous School
34	Sophie Bussard	5-8	G	Jr.	Silver Lake, Ind. / Tippecanoe Valley HS
23	Shymaryia Christopher	5-6	G	So.	Magnolia, Ark. / Cabot HS
3	Chandler Davis	5-5	G	So.	Alpharetta, Ga. / Saint Francis HS
33	Pearl Dean	6-3	C	Jr.	Cincinnati, Ohio / NC Central
24	Jaliyah Green	5-10	G	Fr.	Wentzville, Mo. / Holt HS
44	Michaela Mayfield	5-10	F	So.	Gurdon, Ark. / Gurdon HS
10	Taelour Pruitt	5-6	G	Sr.	Crowley, Texas / Crowley HS
30	Diona Reed	6-5	C	Fr.	Millington, Tenn. / Briarcrest Christian HS
2	Roshala Scott	5-8	G	Jr.	Earle, Ark. / Earle HS
15	Halle Smith	6-0	F	Fr.	Belle, Mo. / Belle HS
0	Johné Stewart	5-7	G	Jr.	Memphis, Tenn. / Jacksonville
1	Kori Tomlin	5-3	G	Jr.	St. Louis, Mo. / Moberly Area CC
4	Joi Ward	5-8	G	So.	Fairview Heights, Ill. / Cardinal Ritter College Prep
14	Kennedi Watkins	5-10	F	Fr.	Ballwin, Mo. / Marquette HS
13	Deanay Watson	5-10	G	Sr.	Bradenton, Fla. / Three Rivers CC

Head Coach: Rekha Patterson (Seventh Season | North Carolina A&T, 2001)

Assistant Coach/Recruiting Coordinator: Jasmine Newsome (First Season | UT Martin, 2014)

Assistant Coach: David Midlick (First Season | Mississippi, 1991)

Assistant Coach: Carolyn Jenkins (First Season | Kansas, 2013)

PRONUNCIATION GUIDE

Roshala Scott.....Row-Shay-La
Can shorten to Ro Scott

Shymaryia Christopher.....Shy-MAR-E-Ah
Can shorten to Shy Christopher

Taelour Pruitt.....Taylor
Deanay Watson.....Da-Nay
Sophie Bussard.....Buzzard
Rekha Patterson.....ree-KUH
Halle Smith.....HAL-LEE
Jaliyah Green.....Juh-Lee-Ya
Johné Stewart.....Jon-A

ROSTER BREAKDOWN

Total Squad Members.....15

Seniors.....2
Juniors.....5
Sophomores.....4
Freshman.....4

Returners.....7
Newcomers.....8

BREAKDOWN BY POSITION

Guards.....10
Forwards.....3
Centers.....2

BREAKDOWN BY STATE

Missouri.....5
Arkansas.....3
Florida.....1
Georgia.....1
Indiana.....1
Ohio.....1
Tennessee.....2
Texas.....1



2021-22 SOUTHEAST MISSOURI WOMEN'S BASKETBALL GUIDE

SCHEDULE

/ 2021-22 SCHEDULE

Date	Day	Opponent	Time	Location
Nov. 1	Monday	William Woods (Mo.)	6:30 p.m.	Show Me Center
Nov. 9	Tuesday	Health Sciences & Pharmacy (UHSP)	6:30 p.m.	Show Me Center
Nov. 15	Monday	Stephen F. Austin	6:30 p.m.	Nacogdoches, Texas
Nov. 17	Wednesday	Texas	11 a.m.	Austin, Texas
Nov. 22	Monday	Arkansas State	5 p.m.	Show Me Center
Nov. 26	Friday	Mississippi Valley State	5 p.m.	Hattiesburg, Miss.
Nov. 27	Saturday	Arkansas - Pine Bluff	3 p.m.	Hattiesburg, Miss.
Nov. 30	Tuesday	Southern Illinois	6:30 p.m.	Show Me Center
Dec. 3	Friday	Saint Louis	6:30 p.m.	Show Me Center
Dec. 5	Sunday	Harris-Stowe State (Mo.)	2 p.m.	Show Me Center
Dec. 9	Thursday	Purdue Fort Wayne	6:30 p.m.	Show Me Center
Dec. 19,	Sunday	Xavier	1 p.m.	Cincinnati, Ohio
Dec. 30	Thursday	Murray State*	5 p.m.	Murray, Ky.
Jan. 1	Saturday	Austin Peay*	2 p.m.	Show Me Center
Jan. 6,	Thursday	Belmont*	5 p.m.	Nashville, Tenn.
Jan. 8	Saturday	Tennessee State*	12 p.m.	Nashville, Tenn.
Jan. 13	Thursday	Tennessee Tech*	5 p.m.	Show Me Center
Jan. 15	Saturday	SIUE*	TBA	Edwardsville, Ill.
Jan. 20	Thursday	Tennessee State*	5 p.m.	Show Me Center
Jan. 22	Saturday	Eastern Illinois*	1 p.m.	Charleston, Ill.
Jan. 27	Thursday	Morehead State*	5 p.m.	Show Me Center
Jan. 29	Saturday	SIUE*	2 p.m.	Show Me Center
Feb. 3	Thursday	UT Martin*	5:30 p.m.	Martin, Tenn.
Feb. 5	Saturday	Eastern Illinois*	2 p.m.	Show Me Center
Feb. 10	Thursday	Austin Peay*	TBA	Clarksville, Tenn.
Feb. 12	Saturday	Belmont*	2 p.m.	Show Me Center
Feb. 17	Thursday	Tennessee Tech*	TBA	Cookeville, Tenn.
Feb. 19	Saturday	Morehead State*	TBA	Morehead, Ky.
Feb. 24	Thursday	UT Martin*	5 p.m.	Show Me Center
Feb. 26	Saturday	Murray State*	2 p.m.	Show Me Center

March 2-5 Wednesday-Saturday 2022 OVC Championship

Home Games in **BOLD**, played at Show Me Center unless noted.

* Denotes Ohio Valley Conference Match.

All times Central and subject to change.



2021-22



COACHES



REKHA PATTERSON

HEAD COACH

SEVENTH YEAR // NORTH CAROLINA A&T, 2001

In six seasons, Rekha Patterson has elevated the Southeast Missouri women's basketball program from a preseason last place selection in 2015 to the 2020 OVC Conference Tournament Champions. The Redhawks earned the league's automatic bid to the NCAA tournament, a first in 13 years and were a team that was projected to win their First Round game before the season was cancelled due to COVID.

Patterson has guided the Redhawks to six-consecutive Ohio Valley Conference Tournament appearances and led the Redhawks to just their second OVC Tournament title in program history and first since the 2006-07 season.

As Patterson enters her seventh season at the helm, she

and her staff have been able to recruit, retain and develop a plethora of talented student-athletes. They have tutored an OVC Tournament MVP, the first-ever Freshman of the Year, Defensive Player of the Year and All-OVC performers in each season.

Southeast Missouri qualified for its sixth-straight Ohio Valley Conference Tournament as the #3 seed during the 2020-21 season. The Redhawks finished with a 15-11 overall record. SEMO posted a 13-7 record in OVC play for third in the league for the second-consecutive year. For Patterson, it was her second-straight winning season at SEMO after guiding the Redhawks to the 2020 OVC Tournament title.

SEMO recorded four series sweeps of OVC opponents

(Tennessee Tech, Tennessee State, Austin Peay and SIUE) in 2020-21. The Redhawks led the league with a field-goal percentage defense of 37.1. SEMO also topped the conference for rebound margin (3.8), rebounds (1,036) and rebounds per game (39.85). SEMO ranked second in the OVC for blocked shots (147) and blocked shots per game (5.7). The Redhawks were also third for 3-point field goal defense with 27.7.

LaTrese Saine was awarded 2020-21 OVC Defensive Player of the Year and was named to the 2020-21 All-OVC First Team with Tesia Thompson. Saine is the second Redhawk in school history to earn OVC Defensive Player of the Year after Adrianna Murphy nabbed the laurel in 2017-18.

Saine led the OVC and ranked second in the NCAA in 2020-21 for blocked shots (103) and blocked shots per game (3.96). She also was second for rebounds (222) and third for rebounds per game (8.5). She rewrote the SEMO record books for blocking in 2020-21. She set the single-season (103), single-game (10) and career block records (212) in her redshirt-senior season as a Redhawk and helped SEMO set the all-time single-game blocks record with 13 against Murray State on January 14, 2021.

Thompson (430 points) and Saine (270 points) were SEMO's top scorers averaging 18.7 and 10.4 points per game, respectively in 2020-21. Roshala Scott was third on the team with 10.2 points per game (265 points) and Taelour Pruitt



averaged just under 10 points (9.9) per game (159 points). Sophie Bussard netted 8.8 points per contest (230 points).

Patterson mentored Thompson who finished her career with six All-OVC accolades including Freshman of the Year and Tournament MVP. She averaged 19.6 points and 7.8 rebounds per game in conference play, ranking third and ninth in the OVC in those categories, respectively in 2019-20. Thompson dished out 41 assists, five blocks and 25 steals, as well. For the year, she averaged 18.6 points per game as the Redhawks top scorer. Thompson concluded her SEMO career with 1,927 points, which ranks third in program history. She also is fourth all-time in school history for career rebounds (801) and fifth for steals (192).

Patterson was named the OVC Coach of the Year in 2019-20 as she led the Redhawks to a 25-7 overall record and a third-place finish with a 14-4 mark in OVC play. It was SEMO's highest OVC finish since the 2007-08. The 2019-20 team also had the highest winning percentage in the Division I era and were ranked 21st in the final CollegiateInsider.com Mid-Major Poll following the historic 2019-20 season.

The 2019-20 Redhawks achieved their success after being predicted to place sixth in the league's preseason poll. Statistically, SEMO led the OVC in scoring offense (74.5 ppg) and scoring margin

(+10.6), while ranking third with a .343 three-point field goal percentage. The team also achieved an 11-game winning streak during conference play.

The Redhawks finished their non-conference slate with an 8-3 record. SEMO recorded a dominating 70-53 win over SEC member Ole Miss for its first road win over an SEC school in program history. This was just the second all-time win against a SEC foe in program history and first since 1998.

SEMO went 3-0 in the 2020 OVC Tournament to earn the automatic berth to the NCAA Tournament before the season ended abruptly due to COVID-19. The Redhawks outscored their opponents 263-227 in the tournament, garnering double-digit victories against the tourney's top-two seeded teams.

Patterson garnered her first OVC Tournament win with an 82-81 overtime triumph over Tennessee Tech in the first round of the 2020 tournament. Taelour Pruitt's long-range step back 3-pointer at the buzzer against Tennessee Tech sent SEMO to the semifinals against No. 2 Belmont. The buzzer beater was the top play on ESPN SportsCenter's Top-10 on March 6, 2020.

SEMO shattered program and conference records with a 114-99 victory over No. 2 Belmont in the semifinals of the OVC Tournament. Tesia Thompson scored a career-high 39 points, Carrie Shephard poured in 29 and Taelour Pruitt added 21 in

in the record-setting game that ended Belmont's streak of four-straight OVC Tournament titles. The Redhawks broke OVC Tournament single-game records in points scored and 3-point field goal percentage (82.4 percent). SEMO missed only three times from beyond the arc going a staggering 14-of-17. Combined, SEMO and Belmont scored 213 points, also an OVC Tournament record for total points in a game.

A day after a staggering offensive showcase, #3 SEMO used a remarkable defensive effort to beat #1 UT Martin and win the 2020 OVC Tournament

Title. Defensively, SEMO held UTM to only 33.3 percent (18-of-54) from the field and did not give up a 3-pointer to a Skyhawk team, which entered the game as the second-most accurate 3-point shooting team in OVC play. The Skyhawks had a 3-pointer in every game that season except this one, finishing 0-of-11 from beyond the arc.

The Redhawks 2019-20 All-OVC honorees included Tesia Thompson (First-Team, OVC All-Tournament Team MVP), Carrie Shephard (First-Team, OVC All-Tournament Team), and Taelour Pruitt (OVC All-Tournament Team).

The Rekha Patterson File

Hometown

• Red Spring, North Carolina

Family

• Daughter of Tim Heath and Eva Patterson-Heath

Education

• North Carolina A&T, 2001 (Bachelor's in Public Relations)
• Baylor, 2004 (Master's in Education with an emphasis in Sport Management)

Playing Career

• Four-year letterwinner; two-time team captain, North Carolina A&T (1997-2001)

Coaching Career

Year	School	Position	Record	Conf. Finish
2002-03	Baylor	Graduate Assistant Coach	24-11, 8-8 Big 12	7 th
2003-04	Baylor	Graduate Assistant Coach	26-9, 10-6 Big 12	t-4 th
2004-05	Eastern Illinois	Assistant Coach	10-17, 3-13 OVC	10 th
2005-06	Eastern Illinois	Assistant Coach	10-19, 9-11 OVC	8 th
2006-07	Ball State	Assistant Coach	24-7, 13-3 MAC	1 st -West
2007-08	Creighton	Assistant Coach	21-12, 12-6 MVC	4 th
2009-10	Baylor	Coordinator of Operations	27-10, 9-7 Big 12	6 th
2010-11	Baylor	Coordinator of Operations	34-3, 15-1 Big 12	1 st
2011-12	Baylor	Coordinator of Operations	40-0, 18-0 Big 12	1 st
2012-13	Baylor	Associate Coach	34-2, 18-0 Big 12	1 st
2013-14	Ball State	Associate Head Coach	18-17, 9-9 MAC	t-2 nd -West
2014-15	Ball State	Associate Head Coach	17-14, 13-5 MAC	1 st -West
2015-16	Southeast Missouri	Head Coach	15-15, 8-8 OVC	t-5 th
2016-17	Southeast Missouri	Head Coach	13-17, 7-9 OVC	t-6 th
2017-18	Southeast Missouri	Head Coach	14-17, 9-9 OVC	t-6 th
2018-19	Southeast Missouri	Head Coach	13-17, 8-10 OVC	8 th
2019-20	Southeast Missouri	Head Coach	25-7, 14-4 OVC	3 rd
2020-21	Southeast Missouri	Head Coach	15-11, 13-7 OVC	3 rd

Head Coaching Overall Record - 95-84, .531 % (Seventh Season)

Record at Southeast Missouri - 95-84, 58-47 OVC (Seventh Season)



2021-22 SOUTHEAST MISSOURI WOMEN'S BASKETBALL GUIDE

REKHA PATTERSON



Thompson became just the 10th Redhawk in the Division I era to surpass 1,000 points. She reached the milestone at Ole Miss (Dec. 14) in the first quarter.

Patterson also mentored Shephard, who broke her own SEMO single-season record in 3-pointers made with 88 in 2019-20. In her junior and senior seasons, Shephard made a combined 161 three-pointers, which place her fourth all-time at SEMO in career 3-pointers made. She was second on the team in scoring with 16.6 points per game and led the team with 67 steals and rates second with 101 assists.

In 2018-19, four Redhawks logged over 200 points, with Tesia Thompson leading the team and the conference with 529 points. Carrie Shephard (288), Murphy (258) and Jocelyn Taylor (234) also scored over 200 points. Carrie Shephard set the single-season record for three-pointers attempted (217) and three-pointers made (73).

In 2017-18, Patterson mentored Thompson, the first to gain All-OVC Newcomer, All-OVC Second Team and later named OVC Freshman of the Year honors in the same year. Murphy was named OVC Defensive Player of the Year, the first honor for a Redhawk. The Redhawks recorded the first ever pre-season WNIT victory over Saint Francis (82-50).

In 2016-17, Patterson mentored Bri Mitchell, the first, First Team All-OVC performer out of SEMO since Missy Whitney in 2007-08.

Mitchell and fellow 2016-17 senior Olivia Hackmann both topped the 1,000-point marks in their Redhawk careers. As a team, Southeast Missouri ranked second in the league in assists (479), fewest turnovers, scoring offense (73.9 points per game), and 3-point shooting percentage (34.9%). Individually, point guard Adrianna Murphy led the OVC in assists per game (5.8) and second in total assists (174).

In her first season as head coach, Patterson guided the Redhawks to their first winning season in seven years, posting an even 15-15 overall record and an 8-8 Ohio Valley Conference record. The Redhawks, who were picked to finish last in the 12-team league, finished tied for fifth in Patterson's first season. In addition, Southeast punched its ticket to the OVC Tournament for the first time since 2009 under Patterson's tutelage. Junior guard, Bri Mitchell was named a Second Team All-OVC performer.

Statistically, the Redhawks ranked 13th nationally in rebounds per game, averaging 43.4 board per game. That figure ranked second in the OVC. SEMO's 28 defensive rebounds per game ranked 24th nationally, third in the OVC.

Of the eight head coaches in the history of Southeast Missouri women's basketball, Patterson became the fourth to record a winning season in their first year at the helm of the program.

Academically, the Redhawks have averaged a 3.30 GPA over the last six years. SEMO has had 36 student-athletes on the Commissioner's Honor Roll. Sophie Bussard and Sophia Hancock each earned OVC Academic Medals of Honor in 2020-21 after earning perfect 4.0 GPAs during the academic year. Carrie Shephard earned the award in 2019-20. In 2015-16 and 2017-18 Ashton Luttrull received the OVC Medal of Honor. The Redhawks recorded their highest semester team

GPA (3.42) after the Spring 2020 semester.

Patterson was named the eighth head coach in Southeast Missouri women's basketball history during a press conference at the Show Me Center on April 15, 2015. She is the first female head coach in the NCAA Division I era for Southeast Missouri and fourth female head coach in the 39-year history of the program.

Patterson is an active member of the community, serving on the Cape Girardeau Public Library Board of Directors since 2017, the Southeast Missouri FCA Board 2016-2019 and has been a member of the Chamber of Commerce since 2015. She has been a guest speaker for many local civic groups, sports organizations and Chamber of Commerce events and was the 2016 keynote speaker for the Women's Prayer Breakfast.

She currently serves as the OVC's WBCA Conference Captain.

Patterson previously was the associate head coach at Ball State from 2013-15. She also has worked on the staffs at Baylor (2002-04, 2010-12), Creighton (2007-08), Ball State (2006-07) and Eastern Illinois (2004-06).

During her coaching career, Patterson has worked with teams that have won a National Championship, reached two Final Fours, the Sweet 16 four times and has been a part of seven Big 12 championships. She has coached a National Player of the Year (Brittney Griner), two National Freshmen of the Year, four College



All-Americans, an Ohio Valley Conference Freshman of the Year (Rachel Galligan) and numerous all-conference performers.

Patterson helped guide Ball State to the WNIT. In 2014-15, the Cardinals were 13-5 in Mid-American Conference (MAC) play. In her first season back at Ball State, the Cardinals advanced to the 2014 MAC Tournament championship game. Ball State became the first team to ever play five games in a single MAC Tournament. It was her second stint with the Cardinals after previously serving as an assistant coach in 2006-07.

In 2014, Patterson was a participant in the Achieving Coaching Excellence (ACE) program that was run by the NCAA.

While at Baylor from 2009-13, Patterson was part of the first women's basketball team to ever win 40 games as the Lady Bears posted an unbeaten mark on the way to the national championship. She spent the 2012-13 season as the associate coach and recruiting coordinator after working the previous three years as the coordinator of basketball operations.

Patterson was an assistant coach at Creighton in 2007-08 when the Bluejays won 21 games, fell one win short of sharing the Missouri Valley Conference regular season title, and completed the 15th-best turnaround in the nation that season.

While she was an assistant coach at Eastern Illinois from 2004-06, Patterson was the post coach for Galligan as she

earned the top freshman honor in the OVC.

From 2002-04, Patterson began her coaching career as a graduate assistant at Baylor. Prior to that, she spent a year working at the NCAA national headquarters, where she was an education services intern.

A native of Red Springs, North Carolina, Patterson was a four-year letterwinner and two-time captain at North Carolina A&T, where she earned a bachelor's degree in public relations in 2001. She received a master's degree in education with an emphasis in sport management from Baylor in 2004.

Her mother, Eva Patterson-Heath, was the head coach of the Fayetteville State (N.C.) women's basketball program and took her team to the NCAA Division II national tournament.

She previously won over 500 games as the head coach at Red Springs (N.C.) High School.



JASMINE NEWSOME

ASSISTANT COACH/RECRUITING COORDINATOR

FIRST YEAR // UT MARTIN, 2014

The 2021-22 season marks the first for Jasmine Newsome as an assistant coach and recruiting coordinator on the Redhawks women's basketball staff.

Newsome previously served as an assistant coach on the UT Martin women's basketball staff for six seasons after ranking as one of the program's all-time greats during her playing career. During her tenure as a student-athlete with the Skyhawks, Newsome helped lead the squad to four Ohio Valley Conference Tournament titles and four consecutive NCAA Tournament appearances.

In her coaching stint with the Skyhawk, Newsome has seen the program win three OVC regular season titles during the 2015-16, 2019-20 and 2020-21 seasons along with four of the program's 20-win seasons. The Skyhawks also qualified for the postseason four times with berths in the Women's NIT in

2016, 2018, 2020 (canceled) and 2021.

Newsome has worked with eight All-OVC honorees in Ashton Feldhaus, Haley Howard, Chelsey Perry, Emany Robertson, Kendall Spray, Myah Taylor, Maddie Waldrop and Dasia Young. Howard, Perry (twice), Robertson, Spray, Waldrop and Young each earned first team accolades while the others earned second team honors. Perry was named the 2020 and 2021 OVC Player of the Year while becoming the program's first WNBA Draft selection after being taken 26th overall by the Indiana Fever in 2021.

Newsome rejoined the Skyhawks after a stellar career, which saw the former guard rank as the program and OVC's second all-time scorer with 2,566 career points. She was twice named OVC Player of the Year while notching three Defensive Player of

the Year awards. A four-time All-OVC first team selection, Newsome became the program's first Associated Press All-American following her junior campaign.

Additional accolades include being named Tennessee Sports Hall of Fame Amateur Athlete of the Year along being tabbed College Sports Madness All Mid-Major Player of the Year and a first team All-American selection by the publication. She started every game of her 131-game career, while setting program single game records in points and assists. She tallied 44 points in a victory over Quinnipiac before setting a new assist record on senior night with 14 assists against Austin Peay.

Newsome holds UT Martin records for: single game points (44, 2013); single game three-point field goals made (nine, 2011); single game three-point field goals attempted (16, 2011); single game free throws made

(16, two occasions); single game free throws attempted (20, 2012); single game assists (14, 2014); single season points (770, 2013); single season free throws made (167, 2013); single season assists (193, 2012); career free throws made (611); career assists (681).

After playing at UT Martin she played professionally in Germany with Gisa Lions SV Halle.

Following her career, she was inducted into the UT Martin Athletics Hall of Fame in 2019 while having her jersey hung in the rafters of the Kathleen and Tom Elam Center on Feb. 8, 2020.

Newsome earned her bachelor's degree from UT Martin in 2014 with a degree in health and human performance. She also graduated from UTM with a Master's in Family and Consumer Science.



DAVID MIDLICK

ASSISTANT COACH

FIRST YEAR // MISSISSIPPI, 1991

The 2021-22 season marks the first for David Midlick as an assistant coach on the Redhawks women's basketball staff.

Midlick previously led the Austin Peay women's basketball team as the head coach. Midlick guided the Governors to six-consecutive Ohio Valley Conference Tournament appearances from 2015 to 2021.

In his six seasons at the helm in Clarksville, Tennessee, Midlick coached five All-OVC players, including 2016-17 Player of the Year, Tearra Banks. Midlick led the Governors to 18 regular season wins in 2019-20, which is the most regular-season wins in program history since the 2003-04 team won 20 regular-season games.

Midlick's Governors broke the Austin Peay single-season team three-point record twice. The 2019-20 squad buried a program record 267 three pointers, which led the OVC and ranked 14th

nationally.

Prior to leading the APSU women's basketball team, Midlick served as the associate head coach at Memphis and the head coach at Delta State. He also was an assistant coach at Tennessee State (2006-10) and had prior coaching stints with both the men's and women's programs at Austin Peay.

Midlick got his college coaching start as a volunteer assistant with the Austin Peay men's basketball team in 2003, holding that position through 2006 during an era that saw the Govs finish unbeaten in Ohio Valley Conference play in 2003-04 and advance to two conference tournament championship games (2004 and 2006) and one National Invitational Tournament appearance in 2004.

Midlick served two seasons as head coach at Delta State University, guiding the Lady Statesmen to consecutive Gulf

South Conference regular-season championships and two NCAA Division II South Region appearances, including a Sweet 16 berth.

Midlick has also coached at the high school level and was a highly successful physical therapist before he pivoted to basketball.

Midlick began his career in the high school ranks, coaching boys and girls basketball at various points in his prep career in Mississippi. He entered the coaching ranks at Washington High School in 1994-95 and took a boys' program that won just six games in two seasons before his arrival and compiled a 90-77 record in his six seasons at the helm. He also guided the girls' team to its first winning season since 1991 during a three-year stint leading that program. Midlick was named the Mississippi Independent Association of Schools North AAA Coach of the Year in 1996

and MAIS District I-AAA Coach of the Year in 1999. In between stints at Washington High, he led Indianola Academy to a district 1-AA championship.

He graduated from the University of Mississippi with a Bachelor's degree in Biological Science in 1991 and earned his Bachelor's in Physical Therapy from the University of Mississippi Medical Center in 1994.

As a player, Midlick was a three-year letter winner at Ole Miss under head coach Ed Murphy from 1988-91. The Rebels played in the NIT in 1989 – with Midlick leading the team in free-throw percentage and three-point field goal percentage – and were Southeastern Conference tournament finalists in 1990.

Midlick, a Memphis, Tennessee native, is married to the former Leslie Biddle. The couple has two sons, David Jr. and Will.



2021-22 SOUTHEAST MISSOURI WOMEN'S BASKETBALL GUIDE

CAROLYN JENKINS



CAROLYN JENKINS

ASSISTANT COACH

FIRST YEAR // KANSAS, 2013

The 2021-22 season marks the first for Carolyn Jenkins as an assistant coach on the Redhawks women's basketball staff.

Jenkins previously served as the associate head women's basketball coach at Kansas Wesleyan.

In her seven seasons at Kansas Wesleyan, Jenkins assisted with the varsity, worked exclusively with the post players and was the head coach of the junior varsity team. As the associate head coach, she helped the Coyotes compile a record of 120-81 with four 20-win seasons.

With head coach Ryan Showman, Jenkins coached KWU in 2019-20 to its first outright Kansas Conference title and a first-round win in the NAIA Division II National Championship before COVID-19 forced the cancellation of the rest of the event. The 2019-20 squad posted a program-best

21-3 record in conference play and had a 26-6 overall record.

In 2020-21, Jenkins helped guide the Coyotes to the KCAC Semifinals as Kentucky Wesleyan finished with a mark of 16-11.

She helped coach 22 All-KCAC players including 2019-20 KCAC Newcomer of the Year and third-team NAIA All-American Kelcey Hinz at KWU. Jenkins has also been a part of two NAIA Scholar-Teams and WBCA Academic Top 25 teams.

Prior to joining the Coyotes coaching staff, Jenkins played professionally overseas in Bulgaria and France and had a tryout with the former San Antonio Stars of the WNBA.

Jenkins graduated with a Bachelor's degree in Applied Behavioral Science and a minor in Sociology in 2013 from The University of Kansas.

She was a four-year player for KU, who scored more than 1,700

points and grabbed over 700 rebounds leading the Jayhawks to back-to-back NCAA Sweet 16 appearances. She was recognized as one of the top five centers in the country, as well as an All-American and her efforts landed her a spot on the KU Women's Basketball All-Decade Team.

Jenkins earned her Master's of Business Administration from KWU in 2016.

She is married to Jeff Jenkins. The couple has two children: Aiden, 5, and Jiren, 1.



2021-22



S-A ROFILES



2021-22 SOUTHEAST MISSOURI WOMEN'S BASKETBALL GUIDE

TAELOUR PRUITT



TAELOUR PRUITT

GUARD

SENIOR • 5-6

CROWLEY, TEXAS

CROWLEY HS

10

2019-20 – Sophomore

Appeared in 31 games, starting in 30 ... Played 896 minutes, averaging 28.9 per contest ... Played a season-high 38 minutes against Murray State (1/18) ... Recorded 299 points, 111 assists, 88 rebounds and 57 steals ... Had a season-high 21 points twice, last against Belmont in the OVC Tournament ... Went 8-for-8 (1.000) from the free throw line against Southern Illinois (12/7) ... Had a season-high seven assists twice, last at Austin Peay (1/2) ... Recorded a block against Austin Peay (1/16) ... Went 7-for-7 from beyond the arc against Belmont to help the Redhawks advance to the OVC Championship game (3/6) ... Made a buzzer beater, game-winning three-pointer against Tennessee Tech to advance to the Semifinals of the OVC Tournament, landing her the number one spot on SportsCenter Top 10 ... Named to the OVC All-Tournament Team.

2018-19 – Freshman

Played in all 31 games, with 10 starts ... First career start was at Mississippi State (11/6) ... Had a career-high 15 points at Mississippi State (11/6) ... Finished with 62 points and 39 rebounds ... Went 31-for-42 (.738) from the line ... Made a season-high seven free throws against Tennessee Tech (2/7) ... Scored in double-digits three times.

Prep

Four-year letter-winner and four-year starter at Crowley HS ... Averaged 21 points, 6 assists, 3.0 rebounds and 3.0 steals ... Scored 1800 career points at Crowley ... Named District MVP her sophomore, junior and senior year, and District Newcomer of the Year her freshman season ... Selected to the All-Region First-Team all four years ... Named All-State First-Team her junior and senior season ... Was a McDonald's All-American Nominee her senior year ... Played summer ball with Lady Jets.

Personal

Born Taelour Emon Pruitt on September 23, 1999 ... Daughter of Karlous and Anita Pruitt ... Has one sister, Tyelour, and one brother, KJ ... Majoring in Corporate Communications with a minor in Sports Management at SEMO.

2020-21 – Junior

Played in 16 games with nine starts ... Totaled 159 points, averaging just shy of 10 points a game (9.9ppg) ... Had eight double-digit point games ... Shot 33.8 percent from the field and 30.6 percent from behind the arc ... Compiled 32 rebounds (2.0rpg) and 28 steals (1.8 steals/game) ... Shot 84.3 percent from the charity stripe ... Saw 425 minutes of action (26.6 minutes/game) ... Posted three five-plus assist games and five three-plus steal games ... Compiled a career-high 25 points at Austin Peay (2/13), going 6-for-8 from the field (75 percent) and knocking down 4-for-6 (66.7 percent) from behind the arc ... Also went 9-for-10 at the free throw line, registering four assists and four steals in 40 minutes of court time ... Tallied a six-game double-figures scoring streak from Dec. 11 (Western Illinois) to Jan. 9 (Tennessee State) ... Pulled down a season-high six rebounds to complement 13 points versus WIU (12/11) ... Passed out five assists in three games in 2020-21 ... Also had a career-best match five-steal game at TSU (1/9) and 11 points.

Career-Highs

Points.....	25; at Austin Peay (2/13/21)
Rebounds.....	9; at Arkansas State (11/13/19)
Assists.....	7; 3x; Last at Austin Peay (01/02/20)
Blocks.....	1; 2x; Last vs. Austin Peay (01/16/20)
Steals.....	5; 4x; Last at Tennessee State (1/9/21)
FG made.....	8; vs. Harris-Stowe (12/29/19)
3FG made.....	7; vs. Belmont (03/06/20)
FT made.....	9; at Austin Peay (2/13/21)
Minutes.....	40; at Austin Peay (2/13/21)

Career Statistics at Southeast Missouri

Year	GP-GS	Min/Avg	Total		3-Point		F-Throws		Rebounds				PF	FO	AST	TO	BLK	STL	PTS	Avg
			FG-FGA	PCT	FG-FGA	PCT	FT-FTA	PCT	OFF	DEF	TOT	Avg								
2018-19	29-6	544/18.8	51-134	.381	15-52	.288	31-42	.738	11	41	52	1.8	57	0	57	67	1	22	148	5.1
2019-20	31-30	896/28.9	104-263	.395	37-99	.374	54-70	.771	20	68	88	2.8	62	0	111	84	1	57	299	9.6
2020-21	16-9	425/26.6	47-139	.338	22-72	.306	43-51	.843	5	27	32	2.0	33	1	43	41	0	28	159	9.9
Total	76-45	1865/24.5	202-536	.377	74-223	.332	128-163	.785	36	136	172	2.3	152	1	211	192	2	107	606	8.0



DEANAY WATSON

GUARD

SENIOR • 5-10

BRADENTON, FLA.

THREE RIVERS CC • MANATEE HS

13



2020-21 – Junior

Played in 21 games, making four starts ... Posted 57 points (2.7 ppg) in 2020-21 ... Shot 38.6 percent (22-for-57) from the field ... Pulled down 72 boards (3.4 rpg, 24 offensive and 48 defensive) for fifth on the Redhawks ... Had eight or more rebounds in four games ... Appeared in 257 minutes (12.2 minutes per game) ... Also had four assists, a block and seven steals ... Made SEMO debut against #5 Louisville (11/25), playing in six minutes, compiling a rebound ... Made her first career start against Eastern Kentucky (2/18), finishing with eight points with nine boards in 22 minutes of play... Notched a career-best 12 points, shooting 5-for-9 from the field including her first career 3-pointer (1-for-1 in 2020-21) with nine rebounds and two assists in 32 minutes at Eastern Illinois (2/25) ... Posted nine rebounds in three-straight games from Feb. 18 (Eastern Kentucky) to Feb. 25 (at Eastern Illinois) ... Appeared in a career-high 36 minutes of play against Murray State (3/4) in the 2021 Ohio Valley Conference Tournament ... Totaled 11 points with a career-high 10 boards for her first career double-double ... Started in four of the last five games of the season and the final three games in 2020-21.

Three Rivers CC:

Averaged 13.6 points, 5.6 rebounds, 1.5 steals and 1.1 assists per game in 2020 ... Led Three Rivers with .561 shooting percentage (171-of-305) ... Was one of two players on the team to shoot better than 50 percent for the season ... Started every game as a freshman while the Raiders swept the Region XVI schedule ... Led Three Rivers to their first appearance in the national tournament since 2004 ... Named First-Team All-Region twice, First-Team All-Conference and was an All-American Honorable Mention.

Prep

Played basketball at Manatee HS.

Personal

From Bradenton, Florida ... Has two siblings ... Studying Political Science at SEMO with a minor in Sociology.

Career-Highs

Points.....	12; at Eastern Illinois (2/25/21)
Rebounds.....	10; vs. Murray State (3/4/21)
Assists.....	2; at Eastern Illinois (2/25/21)
Blocks.....	1; vs. UHSP (12/01/20)
Steals.....	2; at SIUE (2/27/21)
FG made.....	5; at Eastern Illinois (2/25/21)
3FG made.....	1; at Eastern Illinois (2/25/21)
FT made.....	3; vs. Morehead State (2/20/21)
Minutes.....	36; vs. Murray State (3/4/21)

Career Statistics at Southeast Missouri

Year	GP-GS	Min/Avg	Total		3-Point		F-Throws		Rebounds				PF	FO	AST	TO	BLK	STL	PTS	Avg
			FG-FGA	PCT	FG-FGA	PCT	FT-FTA	PCT	OFF	DEF	TOT	Avg								
2020-21	21-4	257/12.2	22-57	.386	1-1	1.000	12-21	.571	24	48	72	3.4	23	0	4	19	1	7	57	2.7
Total	21-4	257/12.2	22-57	.386	1-1	1.000	12-21	.571	24	48	72	3.4	23	0	4	19	1	7	57	2.7



2021-22 SOUTHEAST MISSOURI WOMEN'S BASKETBALL GUIDE

ROSHALA SCOTT



ROSHALA SCOTT

GUARD

JUNIOR • 5-8

EARLE, ARK.

EARLE HS

2

10-for-14 and 2-for-5 on threes in the second regular-season contest against Murray State (2/12) ... Dished out a career-high seven assists at Eastern Illinois (2/25) ... Recorded a career-best four steals against Western Illinois (12/11) ... Played in a career-high 37 minutes three times including consecutive games at SIUE (2/27) and versus Murray State (3/4) to close out the season.

Personal

Born December 19, 2000 to Gary and Lois Scott in Earle, Arkansas ... Majoring in General Studies at SEMO.

2019-20 – Freshman

Appeared in all 32 games as a freshman ... Played 523 minutes, averaging 16.3 minutes per contest ... Had 161 points, 104 rebounds, 38 assists and 26 steals ... Averaged five points and 3.3 rebounds per contest ... Had a season-high 13 points and eight rebounds against Evansville (11/10) ... Went 4-for-4 from the field and 4-for-5 (.800) at UT Martin (2/29) ... Tallied a season-high four assists against SIU Edwardsville (2/15) ... Made a layup to send the Redhawks to overtime against Tennessee Tech in the OVC First Round ... Played 22 minutes against UT Martin in the OVC Championship game.

Prep

Played for Corey Garret at Earle HS ... Lettered all four years and started every year since her seventh-grade season ... Averaged 25 points, five assists and four steals per game while playing for Earle HS ... Won two state titles with the Bulldogs ... Named MVP twice ... Top 5 player in 2A conference and Top 5 player in the 2019 class ... Played for Coach Livingston and Woodz Elite (Black) ... Named All-Conference and All-State ... Played in the 2A All-Star Game ... Won Regional and Conference Championships ... Also, played tennis while at Earle HS.

Career-Highs

Points.....	22; 3x; Last vs. Murray State (3/4/21)
Rebounds.....	9; vs. Murray State (3/4/21)
Assists.....	7; at Eastern Illinois (2/25/21)
Blocks.....	2; at Tennessee State (1/9/21)
Steals.....	4; vs. Western Illinois (12/11/20)
FG made.....	10; 2x; Last vs. Murray State (3/4/21)
3FG made.....	4; at UT Martin (2/1/21)
FT made.....	4; at UT Martin (02/29/20)
Minutes.....	37; 3x; Last vs. Murray State (3/4/21)

2020-21 – Sophomore

Played in 26 games with 22 starts ... Was third on the team with 265 points (10.2ppg) ... Notched 13 double-digit scoring games and three 20-plus scoring games ... Posted four straight double-digit point games from Dec. 30 (at Tennessee Tech) to Jan. 14 (Murray State) ... Led the Redhawks with a field goal percentage of 48.4 (107-for-221) ... Shot 33.3 percent from 3-point range, with 26 treys ... Averaged 31.0 minutes of action (805 minutes, second on team) ... Grabbed 102 rebounds (3.9rpg, 36 offensive and 66 defensive) ... Totaled a team-high 88 assists (3.4 apg) and finished with an assist/turnover ratio of 1.2 ... Ranked fifth in the OVC for assists per game and seventh in the league for assists and assist turnover ratio ... Notched nine five-plus assist games and three, three-plus steal games in 2020-21 ... Paced SEMO with 35 steals (1.3 steals per game) ... Registered a career-best 22 points three times at UT Martin (2/1), at Murray State (2/12) and against Murray State (3/4) in the 2021 Ohio Valley Conference Tournament ... She led the Redhawks in the first round OVC tournament matchup with the Racers, shooting 10-for-19 (.526) and a personal-best nine rebounds ... At UTM (2/1), was 8-for-10 from the field including 4-for-6 from three-point land ... Made 10 field goals, going

Career Statistics at Southeast Missouri

Year	GP-GS	Min/Avg	Total		3-Point		F-Throws		Rebounds				PF	FO	AST	TO	BLK	STL	PTS	Avg
			FG-FGA	PCT	FG-FGA	PCT	FT-FTA	PCT	OFF	DEF	TOT	Avg								
2019-20	32-0	523/16.3	62-145	.428	5-27	.185	32-52	.615	46	58	104	3.3	40	0	38	33	6	26	161	5.0
2020-21	26-22	805/31.0	107-221	.484	26-78	.333	25-44	.568	36	66	102	3.9	54	1	88	73	7	35	265	10.2
Total	58-22	1328/22.9	169-366	.462	31-105	.295	57-96	.594	82	124	206	3.6	94	1	126	106	13	61	426	7.3



SOPHIE BUSSARD

GUARD

JUNIOR • 5-8

SILVER LAKE, IND.

TIPPECANOE VALLEY HS

34

2020-21 – Sophomore

Started in all 26 games in 2020-21 ... Was fourth on the Redhawks with 230 points (8.8 points/game) ... Notched 13 double-digit point scoring games ... Paced the OVC with 931:15 minutes of court time, averaging 35.82 minutes per game ... Played in all 40 minutes of action six times ... Led SEMO at the free throw line, shooting 32-for-36 (.889) ... Hauled down 113 rebounds (31 offensive, 82 defensive, 4.3rpg) which was third on the squad ... Dished out 55 assists (2.1apg) for second on SEMO ... Compiled 27 steals (1.0 steals/game) and three blocks ... Shot 40.7 percent from the field (88-for-216) including 29 percent from three-point range ... Named the OVC Player of the Week on Jan. 5 after she led the Redhawks with 37 points (18.5ppg) in 75 minutes of court time as SEMO earned its first two OVC victories of the 2020-21 campaign ... Closed out 2020 with a then career-best 15 points with six rebounds and three assists at Tennessee Tech (12/30), going 6-for-12 from the field and 2-for-3 from 3-point range ... Improved on her personal-high points total with a career-best 22 versus Tennessee State (1/2), shooting 8-for-13 on field goals (5-for-10 on threes) with four boards and three assists ... Registered a personal-best matching nine rebounds to complement 14 points against Eastern Illinois (1/30) ... Compiled career-best seven assists with 11 points at SIUE (2/27) ... Posted personal-best four steals to go-along with 11 points against Morehead State (2/2) ... Finished the 2020-21 season with four straight double-digit games from Feb. 20 (Morehead State) to March 4 (Murray State) ... Appeared in a career-best matching 40 minutes of play against Murray State (3/4) in the 2021 Ohio Valley Conference Tournament ... Registered 10 points, six rebounds and four assists.

2019-20 – Freshman

Appeared in 31 games, starting in four ... Played 564 minutes, averaging 18.2 minutes per contest ... Played a season-high 38 minutes at Eastern Michigan (11/19) ... Scored 102 points and had 91 rebounds, averaging 3.3 points and 2.9 rebounds per game ... Recorded seven rebounds, four assists and a season-high 10 points against UMSL (11/5) ... Had a season-high nine rebounds at Eastern Michigan (11/19) ... Went 28-for-39 (.718) from the free throw line.

Prep

Played for Chris Kindig at Tippecanoe Valley HS for four years, starting three ... Was back-to-back sectional and conference champions ... Led the team in points, rebounds, steals and assists ... Had the best three-point percentage on the team ... Led her conference with the most points ... Was First-Team All-Conference, First-Team Ink-Free News, First-Team Rochester Sentinel and First-Team Times Union ... Was Honorable Mention All-State ... Played in the Indiana McDonalds All-Star Game ... Named Times Union, Ink-Free and Rochester Sentinel Player of the Year ... Played in Nancy Rehm Border Wars Game ... Was a three-time Academic All-Conference Player ... Played for James Banks for the Indy Lady Gym Rats ... Also, played volleyball at Tippecanoe Valley HS ... Was a three-time First-Team All-Conference performer in volleyball ... Finished with 1,000 kills and 1,000 digs.



Personal

Born April 10, 2001 to Chuck and Bridget Bussard in Silver Lake, Indiana ... Her parents are livestock growers in Indiana ... Studying Communication Disorders with a minor in Child Development at SEMO.

Career-Highs

Points.....	22; vs. Tennessee State (01/02/21)
Rebounds.....	9; 2x; Last vs. Eastern Illinois (1/30/21)
Assists.....	7; at SIUE (2/27/21)
Blocks.....	2; vs. Eastern Illinois (1/30/21)
Steals.....	4; vs. Morehead State (2/20/21)
FG made.....	8; vs. Tennessee State (01/02/21)
3FG made.....	5; vs. Tennessee State (01/02/21)
FT made.....	4; 4x; Last vs. Eastern Illinois (1/30/21)
Minutes.....	40; 6x; Last vs. Murray State (3/4/21)

Career Statistics at Southeast Missouri

Year	GP-GS	Min/Avg	Total		3-Point		F-Throws		Rebounds				PF	FO	AST	TO	BLK	STL	PTS	Avg
			FG-FGA	PCT	FG-FGA	PCT	FT-FTA	PCT	OFF	DEF	TOT	Avg								
2019-20	31-4	564/18.2	35-112	.313	4-40	.100	28-39	.718	34	57	91	2.9	39	0	32	28	2	16	102	3.3
2020-21	26-26	931/35.8	88-216	.407	22-76	.289	32-36	.889	31	82	113	4.3	38	0	55	44	3	27	230	8.8
Total	57-30	1495/26.2	123-328	.375	26-116	.224	60-75	.800	65	139	204	3.6	77	0	87	72	5	43	332	5.8



2021-22 SOUTHEAST MISSOURI WOMEN'S BASKETBALL GUIDE

JOHNÉ STEWART



JOHNÉ STEWART

GUARD

JUNIOR • 5-7

MEMPHIS, TENN.

JACKSONVILLE • MEMPHIS CENTRAL HS

0

Jacksonville

Played three seasons at Jacksonville University in Jacksonville, Florida ... Suited up in 51 games for the Dolphins, averaging 14.2 minutes of court time ... Appeared in 16 games with nine starts in 2020-21 ... Was third on the team with 28 assists ... Finished the season with 72 points (4.5ppg) in 347 minutes (21.7mpg) of action ... Notched double-digits scoring three times in 2020-21 with a season-best 16 points against North Alabama (1/23) ... Turned in a seven-rebound outing against Lipscomb (2/13) ... As a freshman in 2018-19, scored 18 points at Charleston Southern on 13-18 shooting.

Prep

Was a four-year starter at Memphis Central High School ... Helped the Warriors advance to the Tennessee State Championship game in both her junior and senior seasons ... Averaged 13 points per game during senior season.

Personal

Born on February 15 ... Daughter of John and Tijuana Stewart ... Has one brother, Christopher Reed ... Favorite athlete is LeBron James ... Person most looked up to is Skylar Diggins ... Studying Social Science at SEMO.



KORI TOMLIN

GUARD

JUNIOR • 5-3

ST. LOUIS, MO.

MOBERLY AREA CC • CARDINAL RITTER COLLEGE PREP

1

Moberly Area CC


Appeared in all 12 games, making nine starts for the Redhawks ... Competed in 726 minutes of action, netting a goal on three shots (one shot on goal) ... Posted her first career goal as a Redhawk in the season opener against Jacksonville State (3/5), playing in a season-high 84 minutes ... Registered shots in consecutive games against Austin Peay (3/12) and at Eastern Illinois (3/16) ... Saw 71 minutes and 83 minutes of action, respectively, in the 2020-21 OVC Championship games against Murray State (4/15) and SIUE (4/17) ... Awarded the Southeast Missouri State University Department of Communication Studies Public Advocacy Award ... Recipient of the Ohio Valley Conference Academic Medal of Honor for a perfect 4.0 GPA during the 2020-21 academic year ... Named to the OVC Commissioner's Honor Roll for the 2020-21 academic year.

Prep

Was a four-year starter at Cardinal Ritter College Prep in Saint Louis, Missouri ... As a senior, averaged 10 points per game with 4.7 assists and 2.5 steals ... Named defensive player of the year in 2019 ... Played club basketball for Team St. Louis where she was coached by William Holloway.

Personal

Born on Sept. 14, 2001 ... Daughter of Tamara and Corey Tomlin ... Majoring in Finance at SEMO.





PEARL DEAN

CENTER

JUNIOR • 6-3

CINCINNATI, OHIO

NORTH CAROLINA CENTRAL • PURCELL MARION HS

33

North Carolina Central

Did not compete in 2020-21 due to NCAA transfer rules.

Indiana State

Averaged 3.1 points (66 points) and 2.5 rebounds per game (53 boards) for the Sycamores during the 2019-20 season ... Shot .380 from the field and .480 (12-for-25) from the free throw line in 21 games at Indiana State ... Made one start ... Also totaled one assist, five blocks and four steals on the year ... Notched a season-best 14 points at Western Illinois (11/14) ... Brought down a season-high five rebounds on four separate occasions at Kansas (11/7), at Pacific (11/29), at UNI (1/19) and versus Missouri State (1/24) ... Recorded a season-high two blocks at Valparaiso (2/8).

Wabash Valley JC

Played in 30 games with 27 starts at Wabash Valley College in Mount Carmel, Illinois, in 2018-19 ... Helped the Warriors post a 32-1 overall record and advance to an NJCAA Elite 8 appearance and a No. 1 national ranking ... Named to All-Great Rivers Athletic Conference Team ... Selected to NJCAA All-Region 24 Team ... Averaged 8.1 points and 7.1 rebounds per game.

Prep

Was the #37 ranked post player in the class of 2018 by ESPN and was a three star recruit ... Compiled 15.1 points, 9.1 rebounds and 1.9 blocks per game during her senior season at Purcell Marion High School for First-Team All-Greater Catholic League laurels.

Personal

Born on September 3 ... Majoring in General Studies at SEMO.



MICHAELA MAYFIELD

FORWARD

SOPHOMORE • 5-10

GURDON, ARK.

GURDON HS

44

2020-21 – Freshman

Played in 14 games in 2020-21 ... Totaled 20 points (1.4ppg) in 73 minutes (5.2 minutes per game) of action ... Shot 44 percent (8-for-18) from the field ... Sank four of six free throw attempts ... Compiled 13 total rebounds (10 offensive, three defensive, 0.9rpg) ... Added three assists, two blocks and three steals ... Made Redhawks debut against #5 Louisville (11/25), playing in two minutes ... Posted five points in eight minutes of court time against UHSP (12/1), shooting 2-for-2 from the field and splitting two free throw attempts ... Also had a block and a steal against the Eutectics ... Totaled a career-best six points in 14 minutes at Murray State (2/12) ... Went 3-for-5 from the field, notching a personal-high four boards ... Appeared in five 40 minutes of play against Murray State (3/4) in the 2021 Ohio Valley Conference Tournament ... Registered a rebound and a steal.

Prep

Four-year letter-winner and four-year starter at Gurdon HS ... Averaged 19.6 points, 9.2 rebounds per game as a junior ... Averaged 15.6 points and 9.5 rebounds as a sophomore ... Named All-Conference and All-District as both a sophomore and junior ... Played AAU for Ed Durham and the Mavs Elite ... Also, played softball and ran track and field and cross country in high school.

Personal

Born August 10, 2002 to Kendrick Mayfield and Jessica Rainey ... Studying Health Communication at SEMO.



Career-Highs

Points.....	6; at Murray State (2/12/21)
Rebounds.....	4; at Murray State (2/12/21)
Assists.....	1; 3x; Last at SIUE (2/27/21)
Blocks.....	1; 2x; last vs. UHSP (12/01/20)
Steals.....	1; 2x; Last vs. Murray State (3/4/21)
FG made.....	3; 2x; Last vs. Eastern Kentucky (2/18/21)
3FG made.....	--
FT made.....	1; vs. UHSP (12/01/20)
Minutes.....	14; at Murray State (2/12/21)

Career Statistics at Southeast Missouri

Year	GP-GS	Min/Avg	Total		3-Point		F-Throws		Rebounds				PF	FO	AST	TO	BLK	STL	PTS	Avg
			FG-FGA	PCT	FG-FGA	PCT	FT-FTA	PCT	OFF	DEF	TOT	Avg								
2020-21	14-0	73/5.2	8-18	.444	0-0	.000	4-6	.667	10	3	13	0.9	9	0	3	6	2	3	20	1.4
Total	14-0	73/5.2	8-18	.444	0-0	.000	4-6	.667	10	3	13	0.9	9	0	3	6	2	3	20	1.4



2021-22 SOUTHEAST MISSOURI WOMEN'S BASKETBALL GUIDE

CHANDLER DAVIS



CHANDLER DAVIS

GUARD

SOPHOMORE • 5-5

ALPHARETTA, GA.

SAINT FRANCIS HS

3

2020-21 – Freshman

Did not play.

Prep

Played for Leslie Broadwell at Saint Francis HS ... Averaged 11.1 points and 3.5 steals per game as a junior ... Named Second-Team All-Region and was a GACA North-South All-Star Game selectee as a junior ... Made a final four appearance as both a sophomore and junior ... Averaged 11.4 points, and 2.3 steals per game as a freshman ... Named Player of the Game twice as a freshman ... Played AAU for Wallace Corker and the Atlanta Celtics ... Also, played softball in high school.

Personal

Born March 1, 2002 to Shantae Jameson and Paul Davis ... Studying Mass Communication: Multimedia Journalism at SEMO with a minor in Sport Management.



SHYMARYIA CHRISTOPHER

GUARD

SOPHOMORE • 5-6

MAGNOLIA, ARK.

CABOT HS

23

2020-21 – Freshman

Did not play.

Prep

Played basketball at Cabot HS for Jay Cook ... Averaged 27.7 points, 5.6 rebounds and 3.4 steals per game as a junior ... Named All-State, All-Area, All-Tournament and All-Conference as a junior ... Was the top scorer in Arkansas in 2019 ... Also, played volleyball and ran track in high school ... Played AAU for Mavs Elite.

Personal

Born May 14, 2002 to Sharittia Askew ... Majoring in General Studies at SEMO.





JOI WARD

GUARD

SOPHOMORE • 5-8

FAIRVIEW HEIGHTS, ILL.

CARDINAL RITTER COLLEGE PREP

4

Prep

Was a two-year letterwinner at Cardinal Ritter College Prep ... Started one season at Cardinal Ritter College Prep ... Coached by Tony Cordra at Cardinal Ritter College Prep ... Graduated from Cardinal Ritter College Prep in 2020.

Personal

Born on March 29, 2002 ... Daughter of Lorraine Ward ... Majoring in Health Science: Pre-Physical/Occupational Therapy at SEMO with a minor in Finance.

**HALLE SMITH****FORWARD****FRESHMAN • 6-0****BELLE, MO.****BELLE HS****13****Prep**

Averaged 18.7 points, 8.1 rebounds and 2.7 blocks per game as a forward at Belle High School ... Selected to the all-conference and all-district team three years ... Named conference player of the year, district MVP and Missouri Media All-District as a junior ... Coached by Evin Farris at Belle HS ... As a senior, named to Preps Girls Hoops All-Central Missouri Area Preseason First-Team ... Played AAU with Missouri Phenom for Dennis Baggett, Greg Logsdon and Taylor Possail.

Personal

Majoring in Mass Communication: Public Relations at SEMO.





JALIYAH GREEN

GUARD

FRESHMAN • 5-10

WENTZVILLE, MO.

HOLT HS

24

Prep/Club

Was a four-year starter at Holt High School in Wentzville, Missouri, under Justin Wilmes ... Averaged 17.6 points, seven rebounds and two assists as a junior ... Named the conference and district player of the year as a junior ... Also selected to the first-team all-conference that season ... Named to the Preps Girls Hoops Preseason Starting Five as a senior ... Played AAU with Bradley Beal Elite and was coached by John Albert.

Personal

Majoring in Business Administration at SEMO.

**DIONA REED****CENTER****FRESHMAN • 6-5****MILLINGTON, TENN.****BRIARCREST CHRISTIAN HS****30****Prep**

Averaged 15 points, eight rebounds and two blocks per game as a junior at Briarcrest Christian High School ... Coached by Lee Smith at Briarcrest Christian HS ... Three-time regional champion ... Averaged 26.6 points and 13 rebounds as a sophomore ... Played AAU with Woodz Elite under Dustin Osment and Bluff City with Rodney Newsom.

Personal

Born on Feb. 22 ... Daughter of Daniel and Regina Reed ... Majoring in Biomedical Sciences at SEMO.





2021-22 SOUTHEAST MISSOURI WOMEN'S BASKETBALL GUIDE

KENNEDI WATKINS



KENNEDI WATKINS

FORWARD

FRESHMAN • 5-10

BALLWIN, MO.

MARQUETTE HS

14

Prep

Averaged 15.3 points, 7.3 rebounds and 3.2 steals per game in her career at Marquette High School ... As a junior, averaged 16.7 points and nine rebounds per game ... Named First-Team Missouri All-State as a junior ... Also selected to the First-Team Suburban Red Conference during her sophomore and junior seasons ... Named to Preps Girls Hoops All-St. Louis Area Preseason First-Team as a senior ... Coached by Tim Bowden at Marquette HS ... Also competed in track & field ... Broke the school record in 100 meter and 300 meter hurdles in both her freshman and sophomore seasons ... Played AAU with Midwest United Future where she was coached by Will Holloway.

Personal

Born on October 29, 2002 ... Daughter of Paul Watkins and Tequila Gray... Majoring in Marketing: Integrated Marketing Communications.



2021-22



RECORDS



2021-22 SOUTHEAST MISSOURI WOMEN'S BASKETBALL GUIDE

HONORS & AWARDS

OVC Player of the Year

1995-96 Gray C. Harris
2004-05 Tatiana Conceicao

OVC Freshman of the Year

2017-18 Tesia Thompson

OVC Newcomer of the Year

2002-03 Kenja White
2003-04 Sami Jo Cotton

OVC Defensive

Player of the Year

2017-18 Adrianna Murphy
2020-21 LaTrese Saine

OVC All-Newcomer Team

1992-93 Julie Meier
1992-93 Gray C. Harris
1995-96 Sarah Miller
1995-96 Zandra Moore
1996-97 Sarah Frazier
1998-99 Pam Iversen
1999-00 Lori Chase
2006-07 Missy Whitney
2012-13 Kara Wright
2017-18 Tesia Thompson

All-OVC First Team

1991-92 Renee Rogliardi
1993-94 Gray C. Harris
1994-95 Gray C. Harris
1995-96 Gray C. Harris
2000-01 Lori Chase
2004-05 Tatiana Conceicao
2005-06 Tatiana Conceicao
2006-07 Lachelle Lyles
2007-08 Missy Whitney
2016-17 Bri Mitchell
2018-19 Tesia Thompson
2019-20 Tesia Thompson
2019-20 Carrie Shephard
2020-21 Tesia Thompson
2021-22 LaTrese Saine

All-OVC Second Team

1992-93 Julie Meier
1993-94 Julie Meier
1997-98 Jamie Koester
1998-99 Paula Corder-King
2001-02 Lori Chase
2002-03 Lori Chase
2006-07 Missy Whitney
2007-08 Tarina Nixon
2008-09 Tarina Nixon
2016-17 Bri Mitchell
2017-18 Tesia Thompson

All-OVC Honorable Mention

1996-97 Jamie Koester
1996-97 Kim Palmer
1998-99 Pam Iversen
1998-99 Rusty Sowers
2002-03 Carina Souza
2002-03 Kenja White

OVC Coach of the Year

1998-99 Ed Arnzen
2006-07 John Ishee
2019-20 Rekha Patterson

OVC Tournament MVP

2005-06 Tatiana Conceicao
2006-07 Sonya Daugherty
2019-20 Tesia Thompson

OVC All-Tournament Team

2002-03 Lori Chase
2002-03 Kenja White
2004-05 Tatiana Conceicao
2004-05 Natalie Purcell
2005-06 Lachelle Lyles
2006-07 Lachelle Lyles
2006-07 Sonya Daugherty
2019-20 Carrie Shephard
2019-20 Tesia Thompson
2019-20 Taelour Pruitt

Academic All-District First Team

2007-08 Rachel Blunt
2008-09 Rachel Blunt

WBCA Academic Top-25

2012-13 (5th; 3.546 GPA)

NCAA South Regional MVP

1991 Renee Rogliardi



Tatiana Conceicao was a two-time First Team All-OVC selection, the 2005 OVC Player of the Year and 2006 OVC Tournament MVP



Tesia Thompson became the most decorated Redhawk in SEMO history after her junior campaign. Atop her titles, Thompson was named OVC Freshman of the Year, OVC All-Tournament Team and Tournament



John Ishee was the 2007 OVC Coach of the Year



Rachel Blunt was a two-time CoSIDA/ESPN the Magazine Academic All-District First Team selection

2021-22 SOUTHEAST MISSOURI WOMEN'S BASKETBALL GUIDE

HONORS & AWARDS



MIAA MVP

1991 Jerri Wiley

MIAA First Team

1983 Pat Colon
1984 Pat Colon
1984 Virginia Blissett
1985 Virginia Blissett
1986 Pat Colon
1986 Virginia Blissett
1987 Sandy Heitschmidt
1988 Anne Cook
1988 Michelle Horneker
1989 Lisa Foster
1990 Michelle Horneker
1990 Jerri Wiley
1991 Jerri Wiley
1991 Sherry Mitchell
1991 Renee Rogliardi

MIAA Second Team

1983 Mary Herring
1984 Mary Herring
1985 Sandy Heitschmidt
1986 Sandy Heitschmidt
1987 Pat Colon
1988 Lisa Foster
1989 Sherry Mitchell
1990 Sarita Wesley
1991 Sarita Wesley

MIAA Honorable Mention

1983 Karen Vaughn
1983 Cindy Zadnick
1984 Cindy Zadnick
1986 Nina Meniffee
1986 Stephanie Williams
1987 Stephanie Williams
1987 Sherri Shirrell
1988 Sherry Mitchell
1988 Vera Roberts
1989 Sarita Wesley
1989 Michelle Horneker
1990 Sherry Mitchell
1990 Renee Rogliardi
1991 Anne Cate

MIAA Newcomer Team

1990 Jerri Wiley

MIAA Freshman Team

1991 Anne Cate

MIAA Coach of the Year

1986 Ed Arnzen
1987 Ed Arnzen
1991 Ed Arnzen





2021-22 SOUTHEAST MISSOURI WOMEN'S BASKETBALL GUIDE

TEAM GAME RECORDS

POINTS

Game - 114, v. Belmont; OVC Tourn. (03/06/20)
Season - 2,750, (1990-91)

FIELD GOALS MADE

Game - 48, vs. Missouri Baptist (12/8/87)
Season - 1,109, (1990-91)

FIELD GOALS ATTEMPTED

Game - 92, vs. Mankato State (12/2/88)
Season - 2,391, (1990-91)

FIELD GOAL PERCENTAGE

Game - .652, v. Belmont; OVC Tourn. (03/06/20)
Season - .495, (1983-84)

THREE-POINTERS MADE

Game - 17, at Eastern Illinois (2/11/17)
Season - 227, (2004-05)

THREE-POINTERS ATTEMPTED

Game - 41, vs. UT Martin (2/18/17)
Season - 662, (2004-05)

THREE-POINT FIELD GOAL PERCENTAGE

Game - 1.000, (three times), last vs. Saint Louis (12/30/92)
Season - .384, (1992-93)

FREE THROWS MADE

Game - 38, vs. Eastern Kentucky (1/2/99)
Season - 525, (2000-01)

FREE THROWS ATTEMPTED

Game - 54, vs. Eastern Kentucky (1/2/99)
Season - 726, (1990-91)

FREE THROW PERCENTAGE

Game - 1.000, (12 times), last at Green Bay (12/10/10)
Season - .759, (1981-82)

REBOUNDS

Game - 64, vs. UT Martin (12/1/90)
Season - 1,546, (1990-91)

ASSISTS

Game - 32, vs. Tennessee State (1/14/04)
Season - 650, (1990-91)

STEALS

Game - 30, vs. Oakland City (12/16/02)
Season - 437, (1990-91)

BLOCKED SHOTS

Game - 13, vs. Murray State (1/14/21)
Season - 147, (2020-21)

MISCELLANEOUS TEAM RECORDS

POINTS IN A GAME	114; vs. Belmont; OVC Tourn. (03/06/20)
POINTS IN A HALF	61 (three times), last vs. Lyon College (11/23/04)
POINTS BY BOTH TEAMS	213; v. Belmont; OVC Tourn. (03/06/20)
POINTS BY OPPONENT	113 by Union (1976)
POINTS IN LOSING EFFORT	93, vs. Christian Brothers (12/01/79)
MOST GAMES PLAYED	35, (1990-91)
MOST WINS	31, (1990-91)
MOST LOSSES	22, (2011-12)
FEWEST WINS	5, (1996-97)
FEWEST LOSSES	4 (three times), last in 1990-91
BEST W/L PERCENTAGE	.885, (1990-91)
MOST CONFERENCE WINS	17, (2007-08)
MOST CONFERENCE LOSSES	15, (1996-97)
FEWEST CONFERENCE WINS	3 (two times), last in 2014-15
FEWEST CONFERENCE LOSSES	1 (three times), last in 1987-88
BEST CONFERENCE W/L %	.928 (twice), last in 1987-88
MOST CONSECUTIVE WINS	21, (1990-91)
MOST CONSECUTIVE LOSSES	9, (2009-10)



The 1990-91 team holds 14 team records including most wins in a season (31).

2021-22 SOUTHEAST MISSOURI WOMEN'S BASKETBALL GUIDE

INDIVIDUAL GAME RECORDS



POINTS

Game - 49, Gray C. Harris vs. Williams Baptist (2/26/96)
Season - 713, Gray C. Harris (1995-96)
Career - 2,176, Gray C. Harris (1992-96)

SCORING AVERAGE

Season - 26.4, Gray C. Harris (1995-96)
Career - 20.5, Gray C. Harris (1992-96)

GAMES

Season - 35 (twice), last by Stephanie Holland (1990-91)
Career - 123, Sherry Mitchell (1987-91)

FIELD GOALS MADE

Game - 17, Gray C. Harris vs. Williams Baptist (2/26/96)
Season - 255, Gray C. Harris (1995-96)
Career - 875, Pat Colon (1982-87)

FIELD GOALS ATTEMPTED

Game - 30, Gray C. Harris vs. UT Martin (2/8/96)
Season - 544, Gray C. Harris (1995-96)
Career - 1,649, Gray C. Harris (1992-96)

FIELD GOAL PERCENTAGE

Career - .598, Pat Colon (1982-87)

THREE-POINTERS MADE

Game - 9, Hannah Noe at Eastern Illinois (2/11/17)
Paula Corder-King vs. Eastern Kentucky (1/2/99)
Season - 96, Carrie Shephard (2019-20)
Career - 174, Julie Meier (1991-95)

THREE-POINTERS ATTEMPTED

Game - 16, Lisa Foster vs. SIU Edwardsville (1/25/88)
Season - 239, Carrie Shephard (2019-20)

FREE THROWS MADE

Game - 23, Lori Chase vs. Tennessee State (2/3/01)
Season - 202, Gray C. Harris (1995-96)
Career - 611, Gray C. Harris (1992-96)

FREE THROWS ATTEMPTED

Game - 25, Lori Chase vs. Tennessee State (2/3/01)
Season - 276, Gray C. Harris (1995-96)

FREE THROW PERCENTAGE

Season - .941, Paula Corder-King (1999-00)
Career - .938, Paula Corder-King (1998-00)

REBOUNDS

Game - 32, Lachelle Lyles vs. Tennessee State (12/7/06)
Season - 527, Lachelle Lyles (2006-07)
Career - 1,003, Pat Colon (1982-87)

REBOUNDING AVERAGE

Season - 17.0, Lachelle Lyles (2006-07)

ASSISTS

Game - 18, Sandy Kearbey vs. UMSL (1/21/81)
Season - 232, Sherry Mitchell (1990-91)
Career - 639, Sherry Mitchell (1987-91)

STEALS

Game - 10, Mary Herring vs. Stetson (11/27/82)
Season - 114, Sherry Mitchell (1988-89)
Career - 335, Sherry Mitchell (1987-91)

BLOCKED SHOTS

Game - 10, LaTrese Saine vs. Murray State (1/14/21)
Season - 103, LaTrese Saine (2020-21)
Career - 212, LaTrese Saine (2016-Pres.)



Natalie Purcell shares the school record for most three-pointers made in a single season with 68 (2005-06).



Lachelle Lyles set the school's and OVC's single season rebounding record during the 2006-07 season when she led the nation with 17.0 rebounds per game.



2021-22 SOUTHEAST MISSOURI WOMEN'S BASKETBALL GUIDE

SINGLE SEASON RECORDS

POINTS

1.	Gray C. Harris, 1995-96.....	713
2.	Gray C. Harris, 1994-95.....	630
3.	Tatiana Conceicao, 2005-06.....	601
4.	Pat Colon, 1985-86.....	586
5.	Tesia Thompson, 2019-20.....	570
6.	Virginia Blissett, 1985-86.....	563
7.	Pat Colon, 1983-84.....	550
8.	Jerri Wiley, 1990-91.....	540
9.	Carrie Shephard, 2019-20.....	532
10.	Tesia Thompson, 2018-19.....	529

FIELD GOAL PERCENTAGE (min. 75 made)

1.	Deja Jones, 2017-18.....	68.1% (109-of-160)
2.	Deja Jones, 2015-16.....	67.2% (88-of-131)
3.	Pat Colon, 1985-86.....	62.7% (249-of-397)
4.	Pat Colon, 1983-84.....	61.4% (239-of-389)
5.	Pam Iversen, 2000-01.....	60.2% (100-of-166)
6.	Pat Colon, 1986-87.....	59.8% (205-of-343)
7.	Deja Jones, 2016-17.....	59.7% (83-of-139)
8.	Anne Crowley, 1982-83.....	57.0% (57-of-100)
9.	Anne Cook, 1987-88.....	56.8% (159-of-280)
10.	Jerri Wiley, 1989-90.....	55.6% (190-of-342)

3-POINT FIELD GOAL PERCENTAGE (min. 30 made)

1.	Julie Meier, 1993-94.....	46.3% (68-of-147)
2.	Kristy Roherty, 1999-00.....	46.2% (42-of-91)
3.	Julie Meier, 1992-93.....	45.6% (52-of-114)
4.	Julie Meier, 1994-95.....	44.1% (49-of-111)
5.	Paula Corder-King, 1998-99.....	43.1% (56-of-130)
6.	Lakyn Gulley, 2016-17.....	41.9% (39-of-93)
7.	Tarina Nixon, 2006-07.....	40.9% (56-of-137)
8.	Tarina Nixon, 2005-06.....	40.5% (30-of-74)
9.	Carrie Shephard, 2019-20.....	40.2% (96-of-239)
10.	Sami Jo Cotton, 2003-04.....	39.5% (64-of-162)

FREE THROW PERCENTAGE (min. 50 made)

1.	Paula Corder-King, 1998-99.....	94.1% (111-of-118)
2.	Paula Corder-King, 1999-00.....	93.2% (69-of-74)
3.	Ashton Luttrull, 2017-18.....	92.6% (52-of-56)
4.	Pam Iversen, 1998-99.....	89.5% (68-of-76)
5.	Jasmine Davis, 2009-10.....	87.7% (57-of-65)
6.	Anne Cooke, 1987-88.....	87.5% (70-of-80)
7.	Lori Chase, 2000-01.....	85.0% (181-of-213)
8.	Yashika Sidbury, 2002-03.....	84.7% (50-of-59)
9.	Jordan Hunter, 2012-13.....	83.3% (60-of-72)
10.	Lori Chase, 1999-00.....	82.6% (95-of-115)

REBOUNDS

1.	Lachelle Lyles, 2006-07.....	527
2.	Jerri Wiley, 1990-91.....	328
3.	Gray C. Harris, 1993-94.....	290
4.	Pat Colon, 1985-86.....	289
5.	Jerri Wiley, 1989-90.....	281
6.	Pat Colon, 1983-84.....	277
7.	Patricia Mack, 2012-13.....	270
8.	Mary Waters, 1981-82.....	255
9.	Missy Whitney, 2006-07.....	249
10.	Virginia Blissett, 1985-86.....	246
	Virginia Blissett, 1984-85.....	246

ASSISTS

1.	Sherry Mitchell, 1990-91.....	232
2.	Mary Herring, 1982-83.....	226
3.	Mary Herring, 1983-84.....	213
4.	Adrianna Murphy, 2016-17.....	174
5.	Adrianna Murphy, 2017-18.....	168
6.	Sherry Mitchell, 1989-90.....	156
7.	Stephanie Williams, 1986-87.....	151
8.	Bri Mitchell, 2016-17.....	149
9.	Adrianna Murphy, 2015-16.....	144
	Sara Costello, 2003-04.....	144

BLOCKS

1.	LaTrese Saine, 2020-21.....	103
2.	Chandra Brown, 2004-05.....	49
3.	LaTrese Saine, 2019-20.....	48
4.	Vera Roberts, 1987-88.....	46
	Pam Iversen 2001-02.....	46
6.	Missy Whitney, 2006-07.....	45
7.	LaTrese Saine, 2017-18.....	44
8.	Missy Whitney, 2007-08.....	40
9.	Allison Iversen, 1999-00.....	39
10.	Courtney Shiffer, 2010-11.....	36
11.	Jamie Koester, 1997-98.....	35
	Kim Palmer, 1995-96.....	35

3-POINT FIELD GOALS MADE

1.	Carrie Shephard, 2019-20.....	96
2.	Carrie Shephard, 2018-19.....	73
2.	Hannah Noe, 2016-17.....	69
3.	Natalie Purcell, 2005-06.....	68
	Julie Meier, 1993-94.....	68
5.	Sammi Jo Cotton, 2003-04.....	67
6.	Rusty Sowers, 1997-98.....	59
	Paula Corder-King, 1999-00.....	59
8.	Ashton Luttrull, 2017-18.....	57
9.	Paula Corder-King, 1998-99.....	56
	Julie Meier, 1994-95.....	56
	Tarina Nixon, 2006-07.....	56

STEALS

1.	Sherry Mitchell, 1988-89.....	114
2.	Sherry Mitchell, 1990-91.....	95
3.	Adrianna Murphy, 2017-18.....	88
4.	Sherry Mitchell, 1989-90.....	81
5.	Tammy Page, 1978-79.....	77
6.	Carrie Shephard, 2019-20.....	76
7.	Sherre Simmons, 1981-82.....	75
8.	Mary Herring, 1983-84.....	74
9.	Tatiana Conceicao, 2004-05.....	73
10.	Selina Madison, 1978-79.....	69
	Jerri Wiley, 1990-91.....	69
	Gray C. Harris, 1994-95/1995-96.....	69
	Sarah Costello, 2002-03.....	69

2021-22 SOUTHEAST MISSOURI WOMEN'S BASKETBALL GUIDE

CAREER RECORDS



POINTS

1.	Gray C. Harris, 1992-96.....	2,176
2.	Pat Colon, 1982-87.....	2,034
3.	Tesia Thompson, 2018-2021.....	1,927
4.	Lori Chase, 1999-03.....	1,501
5.	Virginia Blissett, 1983-86.....	1,463
5.	Sherry Mitchell, 1987-91.....	1,398
6.	Sandy Heitschmidt, 1983-87.....	1,372
7.	Renee Rogliardi, 1987-92.....	1,371
8.	Cindy Zadnick, 1981-85.....	1,298
9.	Michelle Horneker, 1986-90.....	1,290
10.	Bri Mitchell, 2013-17.....	1,202

3-POINT FIELD GOALS MADE

1.	Julie Meier, 1991-95.....	174
2.	Tarina Nixon, 2005-09.....	169
2.	Carrie Shephard, 2019-20.....	169
3.	Allyson Bradshaw, 2011-15.....	162
4.	Ashton Luttrull, 2014-18.....	128
5.	Natalie Purcell, 2004-06.....	123
6.	Hannah Noe, 2014-17.....	119
7.	Paula Corder-King, 1998-2000.....	115
8.	Rusty Sowers, 1997-99.....	110
9.	Olivia Hackmann, 2012-17.....	94
10.	Yashika Sidbury, 2002-04.....	93

REBOUNDS

1.	Pat Colon, 1982-87.....	1,003
2.	Gray C. Harris, 1992-96.....	872
3.	Patricia Mack, 2009-14.....	865
4.	Tesia Thompson, 2018-2021.....	801
4.	Pam Iversen 1998-02.....	770
6.	Renee Rogliardi, 1987-92.....	766
7.	Lachelle Lyles, 2005-07.....	726
8.	Sandy Heitschmidt, 1983-87.....	721
9.	Vera Roberts, 1986-90.....	719
10.	Kim Palmer, 1993-98.....	676
11.	Virginia Blissett, 1983-86.....	667
	Sherry Mitchell, 1987-91.....	667

ASSISTS

1.	Sherry Mitchell, 1987-91.....	639
2.	Adrianna Murphy, 2015-19.....	592
3.	Sandy Heitschmidt, 1983-87.....	470
4.	Cindy Zadnick, 1981-85.....	357
	Sarita Wesley, 1987-91.....	357
6.	Bri Mitchell, 2013-17.....	342
	Tonia Harris, 1992-95.....	338
8.	Dawn Massani, 1993-97.....	325
9.	Julie Meier, 1991-95.....	297
10.	Tarina Nixon, 2005-09.....	293

BLOCKS

1.	LaTrese Saine, 2016-2021.....	212
2.	Vera Roberts, 1986-90.....	115
	Pam Iversen, 1998-02.....	115
4.	Renee Rogliardi, 1987-92.....	108
5.	Kim Palmer, 1993-98.....	96
6.	Missy Whitney, 2006-08.....	85
7.	Chandra Brown, 2003-05.....	75
8.	Courtney Shiffer, 2010-13.....	73
9.	Allison Iversen, 1998-00.....	70
10.	Jamie Koester, 1996-98.....	64

STEALS

1.	Sherry Mitchell, 1987-91.....	335
2.	Adrianna Murphy, 2015-19.....	274
3.	Gray C. Harris, 1992-96.....	260
4.	LaShelle Porter, 1999-02.....	203
5.	Tesia Thompson, 2017-2021.....	192
6.	Sandy Heitschmidt, 1983-87.....	188
6.	Tarina Nixon, 2005-09.....	176
8.	Mary Herring, 1982-84.....	163
9.	Moneik Campbell, 1996-99.....	159
10.	Sarita Wesley, 1988-91.....	147




Pat Colon is the only Southeast player to record over 1,000 career rebounds



Julie Meier holds the school record for career and single-season three-pointers



Tarina Nixon ranks second in career three pointers, fifth in career steals and eighth in career assists



Pam Iversen shares the career blocked shots record with Vera Roberts



2021-22 SOUTHEAST MISSOURI WOMEN'S BASKETBALL GUIDE

1,000 POINT CLUB

1,000 Point Scorers (All-Time)

Gray C. Harris, 1992-96.....	2,176
Pat Colon, 1982-87.....	2,034
Tesia Thompson, 2017-2021.....	1,927
Lori Chase, 1999-03.....	1,501
Virginia Blissett, 1983-86.....	1,463
Sherry Mitchell, 1987-91.....	1,398
Sandy Heitschmidt, 1983-87.....	1,372
Renee Rogliardi, 1987-92.....	1,371
Cindy Zadnick, 1981-85.....	1,298
Michelle Horneker, 1986-90.....	1,290
Bri Mitchell, 2013-17.....	1,202
Sonya Daugherty, 2005-09.....	1,170
Pam Iversen, 1998-02.....	1,158
Tarina Nixon, 2005-09.....	1,150
Karen Vaughn, 1979-83.....	1,073
Tatiana Conceicao, 2004-06.....	1,073
Olivia Hackmann, 2012-17.....	1,065
Sarita Wesley, 1987-91.....	1,029
Jerri Wiley, 1989-91.....	1,025

1,000 Point Scorers (Division I Era)

Gray C. Harris, 1992-96.....	2,176
Lori Chase, 1999-03.....	1,501
Tesia Thompson, 2017-2021.....	1,927
Renee Rogliardi, 1987-92*	1,371
Bri Mitchell, 2013-17.....	1,202
Sonya Daugherty, 2005-09.....	1,170
Pam Iversen, 1998-02.....	1,158
Tarina Nixon, 2005-09.....	1,150
Tatiana Conceicao, 2004-06.....	1,073
Olivia Hackmann, 2012-17.....	1,065

*Scored 923 points during Southeast's Division II days. Scored 448 in lone DI season.



Gray C. Harris tallied 2,176 points at Southeast, the only player to score over 2,000 career points in the Division I era.



Lori Chase scored 1,501 career points, second most in Southeast's Division I era.



Tatiana Conceicao scored 1,073 points in only two seasons at Southeast.

2021-22 SOUTHEAST MISSOURI WOMEN'S BASKETBALL GUIDE

COACHING HISTORY



Year	Head Coach	Record	Conf. Record	Conf. Tournament	Postseason
1975-76	Donna Enslow	0-10	-	-	-
1976-77	Amy Spence	2-18	-	-	-
1977-78	Amy Spence	6-20	-	-	-
1978-79	Amy Spence	11-15	-	-	-
1979-80	Amy Spence	8-16	-	-	-
1980-81	Angela Beck	9-15	-	-	-
1981-82	Angela Beck	23-11	-	-	-
1982-83	Angela Beck	21-8	10-2 MIAA/2nd	1st Round	NCAA 2nd Round
1983-84	Ed Arnzen	23-6	10-2 MIAA/t-1st	Finals	NCAA 2nd Round
1984-85	Ed Arnzen	18-10	7-5 MIAA/3rd	Finals	NCAA 2nd Round
1985-86	Ed Arnzen	25-6	11-1 MIAA/t-1st	Finals	NCAA 2nd Round
1986-87	Ed Arnzen	26-4	13-1 MIAA/1st	Champions	NCAA 1st Round
1987-88	Ed Arnzen	26-4	13-1 MIAA/t-1st	Finals	NCAA 1st Round
1988-89	Ed Arnzen	23-7	12-2 MIAA/2nd	Finals	NCAA 1st Round
1989-90	Ed Arnzen	24-6	14-2 MIAA/t-1st/1st South	Finals	NCAA 1st Round
1990-91	Ed Arnzen	31-4	14-2 MIAA/2nd	Champions	NCAA Finals
1991-92	Ed Arnzen	16-12	7-7 OVC/4th	1st Round	-
1992-93	Ed Arnzen	13-13	8-8 OVC/t-5th	-	2nd NIT
1993-94	Ed Arnzen	16-11	9-7 OVC/5th	1st Round	5th NIT
1994-95	Ed Arnzen	12-15	4-12 OVC/7th	1st Round	3rd NIT
1995-96	Ed Arnzen	14-13	9-7 OVC/3rd	1st Round	3rd NIT
1996-97	Ed Arnzen	5-21	3-15 OVC/10th	-	2nd NIT
1997-98	Ed Arnzen	8-19	5-13 OVC/8th	1st Round	-
1998-99	Ed Arnzen	19-9	13-5 OVC/4th	Semifinals	-
1999-00	Ed Arnzen	12-16*	7-11 OVC/7th	1st Round	-
2000-01	Ed Arnzen	14-13	9-7 OVC/4th	1st Round	-
2001-02	Ed Arnzen	16-12	8-8 OVC/5th	1st Round	-
2002-03	BJ Smith	19-11	11-5 OVC/2nd	Semifinals	-
2003-04	BJ Smith	16-13	10-6 OVC/4th	Semifinals	-
2004-05	BJ Smith	0-8*	0-2 OVC*	N/A*	-
2005-06	BJ Smith	0-9*	0-4 OVC*	N/A*	-
2006-07	John Ishee	24-8	16-4 OVC/1st	Champions	NCAA 1st Round
2007-08	John Ishee	23-9	17-3 OVC/1st	Finals	WNIT 1st Round
2008-09	John Ishee	15-15	10-8 OVC/t-5th	1st Round	-
2009-10	John Ishee	7-21	4-14 OVC/10th	-	-
2010-11	John Ishee	8-21	4-14 OVC/9th	-	-
2011-12	Ty Margenthaler	7-22	4-12 OVC/10th	-	-
2012-13	Ty Margenthaler	11-18	5-11 OVC/t-9th	-	-
2013-14	Ty Margenthaler	10-19	6-10 OVC/t-9th	-	-
2014-15	Ty Margenthaler	9-19	3-13 OVC/t-9th	-	-
	Heather Ezell ⁶	1-0	-	-	-
2015-16	Rekha Patterson	15-15	8-8 OVC/t-5th	1st Round	-
2016-17	Rekha Patterson	13-17	7-9 OVC/t-6th	1st Round	-
2017-18	Rekha Patterson	14-17	9-9 OVC/t-6th	1st Round	-
2018-19	Rekha Patterson	13-17	8-10 OVC/ 8th	1st Round	-
2019-20	Rekha Patterson	25-7	14-4 OVC/3rd	Champions	%
2020-21	Rekha Patterson	15-11	13-7 OVC/3rd	1st Round	-
46 years	8 Head Coaches	666-591			

ALL-TIME COACHING RECORDS

Head Coach	Record	Years
Donna Enslow	0-10	1
Amy Spence	27-69	4
Angela Beck	53-34	3
Ed Arnzen	340-202 (144-155 DI)	19
BJ Smith	35-41*	4
John Ishee	77-74	5
Ty Margenthaler	37-78	4
Rekha Patterson	95-84	5

History Notes:

Southeast moved to Division I prior to the 1991-92 season.

[^] = One win came via opponent forfeit. Southeast picked up the win as a team, but Ed Arnzen's coaching record was 11-17 that season.

^{*} = All wins in the 2004-05 and 2005-06 seasons were vacated due to NCAA sanctions.

Southeast vacated OVC Tournament title and NCAA Tournament appearance in the 2005-06 season.

Records unavailable prior to 1975-76 season.

⁶ = Assistant coach Heather Ezell was credited with the 66-38 victory over Alabama A&M on Nov. 14, 2014 while serving as acting head coach.

% = Due to the COVID-19 pandemic, the 2020 NCAA Tournament was cancelled.

2-TIME OVC REGULAR-SEASON CHAMPIONS | 2-TIME OVC TOURNAMENT CHAMPIONS



2021-22 SOUTHEAST MISSOURI WOMEN'S BASKETBALL GUIDE

OVERALL STATISTICS

SEMO									Rebounding									
Year	G	Min	fg-fga	pct	3fg-3fga	pct	ft-fa	pct	off-def	tot	avg	pf-fo	ast	to	blk	stl	pts	avg
1991-92	28	5600	762-1847	.413	18-84	.214	339-503	.674	492-709	1201	42.9	498-7	425	453	94	254	1881	67.2
1992-93	26	5200	689-1702	.405	68-177	.384	307-431	.712	422-598	1020	39.2	483-9	389	395	51	299	1753	67.4
1993-94	27	5400	704-1675	.420	96-266	.361	425-643	.661	445-680	1125	41.7	485-8	348	421	27	234	1929	71.4
1994-95	27	5650	696-1667	.418	113-317	.356	358-538	.665	378-645	1023	37.9	498-12	417	462	48	256	1863	69.0
1995-96	27	5400	709-1653	.429	80-258	.310	457-684	.688	360-689	1049	38.9	486-11	408	482	70	228	1955	72.4
1996-97	26	5225	580-1486	.390	104-367	.283	301-471	.639	325-635	960	36.9	489-13	361	508	102	197	1565	60.2
1997-98	27	5550	598-1490	.401	119-386	.308	413-652	.633	348-661	1009	37.4	501-7	362	561	66	231	1728	64.0
1998-99	28	5650	726-1652	.439	164-468	.350	470-620	.758	342-730	1072	38.3	516-6	437	500	90	228	2086	74.5
1999-00	28	5675	681-1573	.433	145-394	.368	461-632	.729	349-672	1021	36.5	452-7	400	551	95	227	1968	70.3
2000-01	27	5450	674-1581	.426	99-308	.321	525-712	.737	371-644	1015	37.6	458-12	351	503	71	256	1972	73.0
2001-02	28	5650	753-1620	.465	111-308	.360	420-573	.733	332-713	1045	37.3	424-4	425	512	83	242	2037	72.8
2002-03	30	6075	800-1818	.440	193-628	.307	478-661	.723	375-736	1111	37.0	610-13	473	613	39	339	2271	75.7
2003-04	29	5850	722-1744	.414	202-642	.315	424-595	.713	350-705	1055	36.4	614-16	444	517	56	310	2070	71.4
2004-05	30	6075	792-1820	.435	227-662	.343	403-505	.665	373-754	1127	37.6	630-18	484	545	99	346	2214	73.8
2005-06	31	6300	782-1835	.426	209-646	.324	428-639	.670	416-806	1222	39.4	601-14	432	533	61	272	2201	71.0
2006-07	32	6475	748-1853	.404	167-457	.365	485-709	.684	479-909	1388	43.4	517-9	404	495	124	215	2148	67.1
2007-08	32	6425	678-1793	.378	160-525	.305	469-669	.701	420-745	1165	36.4	508-9	346	437	83	331	1985	62.0
2008-09	30	6025	609-1649	.369	165-534	.309	419-602	.696	371-722	1093	36.4	474-5	336	486	58	294	1802	60.1
2009-10	28	5600	518-1539	.337	139-514	.270	320-464	.690	335-666	1001	35.8	505-14	293	528	64	195	1495	53.4
2010-11	29	5800	515-1490	.346	154-555	.277	308-439	.702	271-683	954	32.9	520-8	311	566	87	200	1492	51.4
2011-12	29	5825	534-1564	.341	99-434	.228	356-524	.679	348-738	1086	37.4	480-10	313	525	65	171	1523	52.5
2012-13	29	5800	629-1671	.376	162-556	.291	302-416	.726	313-805	1118	38.6	463-12	400	469	74	170	1722	59.4
2013-14	29	5800	647-1703	.380	136-472	.288	410-606	.677	372-767	1139	39.3	618-11	346	460	59	163	1840	63.4
2014-15	29	5824	662-1734	.382	130-467	.278	301-497	.606	357-768	1125	38.8	539-9	327	443	86	228	1755	60.5
2015-16	30	6050	783-1923	.407	144-499	.289	413-590	.700	453-849	1302	43.4	558-10	427	493	95	240	2123	70.8
2016-17	30	6025	833-2009	.415	229-657	.349	322-459	.702	451-753	1204	40.1	565-15	479	433	79	217	2217	73.9
2017-18	31	6250	715-1724	.415	122-404	.302	396-593	.668	392-753	1145	36.9	640-12	372	566	110	297	1948	62.8
2018-19	30	6001	713-1717	.415	136-437	.311	356-525	.678	389-693	1082	36.1	647-7	360	522	120	271	1918	63.9
2019-20	32	6425	894-2072	.425	182-531	.343	414-588	.704	503-880	1383	43.2	595-5	491	462	111	298	2384	74.5
2020-21	26	5224	632-1535	.412	121-390	.310	312-431	.724	368-668	1036	39.8	409-7	345	391	147	201	1697	65.3

Division I school records in bold

Opponents

Opponents					Rebounding													
Year	G	Min	fg-fga	pct	3fg-3fga	pct	ft-fa	pct	off-def	tot	avg	pf	ast	to	blk	stl	pts	avg
1991-92	28	5600	673-1663	.405	128-394	.324	374-543	.687	393-673	1066	38.1	468	422	515	107	219	1847	66.0
1992-93	26	5200	619-1419	.436	123-469	.333	356-513	.694	317-660	977	37.6	422	412	521	76	201	1717	66.0
1993-94	27	5400	650-1615	.402	122-435	.280	340-504	.675	390-683	1073	39.7	545	358	496	67	192	1762	65.3
1994-95	27	5650	696-1667	.425	148-448	.330	399-547	.729	355-686	1041	38.6	490	448	482	55	243	1903	70.5
1995-96	27	5400	745-1723	.432	151-434	.348	344-536	.642	412-708	1120	41.5	522	443	503	N/A	202	1985	73.5
1996-97	26	5225	666-1603	.415	139-403	.345	411-570	.721	396-689	1085	41.7	456	404	419	67	259	1882	72.4
1997-98	27	5550	734-1683	.436	135-381	.354	386-540	.681	386-681	1067	39.5	552	469	480	81	293	1971	73.0
1998-99	28	5650	682-1737	.393	126-420	.300	383-548	.699	422-676	1098	39.2	557	395	536	69	240	1873	66.9
1999-00	28	5675	762-1755	.434	161-432	.372	324-460	.704	385-648	1033	36.9	561	453	518	90	260	2009	71.8
2000-01	27	5450	683-1563	.437	128-360	.356	365-514	.710	299-630	929	34.4	553	391	536	65	232	1859	68.9
2001-02	28	5650	717-1716	.418	153-418	.366	320-444	.721	333-629	962	34.4	501	375	506	77	238	1907	68.1
2002-03	30	6075	746-1708	.473	96-301	.319	477-678	.704	343-742	1085	36.2	579	428	687	76	271	2065	68.8
2003-04	29	5850	674-1568	.430	99-323	.307	473-685	.691	312-756	1068	36.8	525	341	605	59	253	1920	66.2
2004-05	30	6075	618-1572	.393	110-334	.329	499-736	.678	300-735	1035	34.5	526	326	673	67	268	1845	61.5
2005-06	31	6300	782-1835	.399	121-381	.318	502-707	.710	309-751	1060	34.2	583	313	559	92	215	1969	63.5
2006-07	32	6475	690-1876	.368	163-547	.298	428-584	.733	357-741	1098	34.3	594	349	440	75	234	1971	61.6
2007-08	32	6475	637-1626	.392	170-545	.312	364-521	.699	331-821	1152	36.0	557	400	593	112	191	1808	56.5
2008-09	30	6025	645-1586	.407	149-521	.291	325-511	.626	331-761	1092	36.4	553	371	565	92	230	1764	58.8
2009-10	28	5600	615-1520	.405	184-571	.322	410-588	.697	351-769	1120	40.0	505	397	500	89	245	1824	65.1
2010-11	29	5800	638-1628	.392	185-597	.310	428-604	.709	405-776	1181	40.7	485	439	494	99	301	1889	65.1
2011-12	29	5825	665-1676	.397	154-498	.309	377-542	.696	363-778	1141	39.3	489	353	415	88	241	1861	64.2
2012-13	29	5800	666-1765	.377	149-508	.293	359-518	.693	382-797	1179	40.7	434	353	411	96	230	1840	63.4
2013-14	29	5800	680-1667	.408	144-455	.316	513-683	.751	311-798	1109	38.2	559	368	398	103	191	2017	69.6
2014-15	29	5824	715-1729	.414	124-422	.294	348-527	.660	350-832	1182	40.8	492	360	439	87	189	1902	65.6
2015-16	30	6050	756-1903	.397	207-601	.344	388-561	.692	366-778	1144	38.1	537	403	451	78	219	2107	70.2
2016-17	30	6025	780-1865	.418	194-583	.333	395-552	.716	389-787	1176	39.2	480	438	462	96	212	2149	71.6
2017-18	31	6250	647-1677	.386	182-577	.315	458-657	.697	371-714	1085	36.9	554	380	563	74	275	1934	62.4
2018-19	30	6001	648-1642	.395	175-533	.328	490-692	.708	399-683	1082	36.1	525	344	525	89	238	1961	65.4
2019-20	32	6426	682-1808	.377	215-668	.322	465-651	.714	347-754	1101	34.4	576	382	548	109	236	2044	63.9
2020-21	26	5225	565-1524	.371	142-512	.277	321-430	.747	348-588	936	36.0	418	339	391	83	205	1593	61.3

2021-22 SOUTHEAST MISSOURI WOMEN'S BASKETBALL GUIDE

SEASON LEADERS




Points

Year	Player	Pts	Avg
1991-92	Renee Rogliardi	448	16.0
1992-93	Gray C. Harris	342	13.2
1993-94	Gray C. Harris	491	18.2
1994-95	Gray C. Harris	630	24.2
1995-96	Gray C. Harris	713	26.4
1996-97	Jamie Koester	305	15.3
1997-98	Jamie Koester	330	12.2
1998-99	Paula Corder-King	411	14.7
1999-00	Paula Corder-King	418	15.5
2000-01	Lori Chase	397	14.7
2001-02	Lori Chase	463	16.5
2002-03	Kenja White	418	13.9
2003-04	Kenja White	332	11.4
2004-05	Tatiana Conceicao	527	17.6
2005-06	Tatiana Conceicao	601	19.4
2006-07	Sonya Daugherty	425	14.2
2007-08	Missy Whitney	399	14.3
2008-09	Sonya Daugherty	345	12.3
2009-10	Katie Norman	202	7.2
2010-11	Katie Norman	257	8.9
	Brittany Harriel	257	8.9
2011-12	Brittany Harriel	296	10.2
2012-13	Bailie Roberts	320	11.0
2013-14	Patricia Mack	286	9.9
2014-15	Jasmine Robinson	354	12.2
2015-16	Bri Mitchell	365	13.5
2016-17	Bri Mitchell	480	16.0
2017-18	Tesia Thompson	398	12.8
2018-19	Tesia Thompson	529	18.2
2019-20	Tesia Thompson	570	19.7
2020-21	Tesia Thompson	430	18.7

Scoring Average

Year	Player	Pts	Avg
1991-92	Renee Rogliardi	448	16.0
1992-93	Gray C. Harris	342	13.2
1993-94	Gray C. Harris	491	18.2
1994-95	Gray C. Harris	630	24.2
1995-96	Gray C. Harris	713	26.4
1996-97	Jamie Koester	305	15.3
1997-98	Jamie Koester	330	12.2
1998-99	Paula Corder-King	411	14.7
1999-00	Paula Corder-King	418	15.5
2000-01	Lori Chase	397	14.7
2001-02	Lori Chase	463	16.5
2002-03	Kenja White	418	13.9
2003-04	Kenja White	332	11.4
2004-05	Tatiana Conceicao	527	17.6
2005-06	Tatiana Conceicao	601	19.4
2006-07	Sonya Daugherty	425	14.2
2007-08	Missy Whitney	399	14.3



Gray C. Harris led Southeast in scoring and rebounding in all four of her seasons on campus.

2008-09	Tarina Nixon	340	12.6
2009-10	Bailie Roberts	198	9.0
2010-11	Katie Norman/ Brittany Harriel	257	8.9
2011-12	Brittany Harriel	296	10.2
2012-13	Bailie Roberts	320	11.0
2013-14	Patricia Mack	286	9.9
2014-15	Jasmine Robinson	354	12.2
2015-16	Olivia Hackmann	148	16.4
2016-17	Bri Mitchell	480	16.0
2017-18	Tesia Thompson	398	12.8
2018-19	Tesia Thompson	529	18.2
2019-20	Tesia Thompson	570	19.7
2020-21	Tesia Thompson	430	18.7

Rebounds

Year	Player	Reb	Avg
1991-92	Renee Rogliardi	251	9.0
1992-93	Gray C. Harris	230	8.8
1993-94	Gray C. Harris	290	10.7
1994-95	Gray C. Harris	239	9.2
1995-96	Gray C. Harris	241	8.9
1996-97	Kim Palmer	191	7.3
1997-98	Jamie Koester	234	8.7
1998-99	Pam Iversen	218	7.8
1999-00	Pam Iversen	148	7.8
2000-01	Pam Iversen	197	7.3
2001-02	Pam Iversen	207	7.4
2002-03	Lori Chase	179	6.0
2003-04	Chandra Brown	184	6.3
2004-05	Chandra Brown	216	7.2

2005-06	Tatiana Conceicao	219	7.1
2006-07	Lachelle Lyles	527	17.0
2007-08	Missy Whitney	207	7.4
2008-09	Crysta Glenn	243	8.1
2009-10	Lesley Adams	150	5.4
2010-11	Brittany Harriel	194	6.7
2011-12	Brittany Harriel	201	6.9
2012-13	Patricia Mack	270	9.3
2013-14	Patricia Mack	300	10.3
2014-15	Connor King	237	8.2
2015-16	Deja Jones	194	6.5
2016-17	Adrianna Murphy	163	5.4
	Deja Jones	163	6.0
2017-18	Deja Jones	172	5.7
2018-19	Tesia Thompson	219	7.6
2019-20	Tesia Thompson	223	7.7
2020-21	LaTrese Saine	222	8.5

Rebounding Average

Year	Player	Reb	Avg
1991-92	Renee Rogliardi	251	9.0
1992-93	Gray C. Harris	230	8.8
1993-94	Gray C. Harris	290	10.7
1994-95	Gray C. Harris	239	9.2
1995-96	Gray C. Harris	241	8.9
1996-97	Jamie Koester	148	7.4
1997-98	Jamie Koester	234	8.7
1998-99	Pam Iversen	218	7.8
1999-00	Pam Iversen	148	7.8
2000-01	Pam Iversen	197	7.3
2001-02	Pam Iversen	207	7.4
2002-03	Lori Chase	179	6.0
2003-04	Chandra Brown	184	6.3
2004-05	Chandra Brown	216	7.2
2005-06	Tatiana Conceicao	219	7.1
2006-07	Lachelle Lyles	527	17.0
2007-08	Missy Whitney	207	7.4
2008-09	Crysta Glenn	243	8.1
2009-10	Lesley Adams/ Patricia Mack	150	5.4
	Patricia Mack	145	5.4
2010-11	Brittany Harriel	194	6.7
2011-12	Brittany Harriel	201	6.9
2012-13	Patricia Mack	270	9.3
2013-14	Patricia Mack	300	10.3
2014-15	Connor King	237	8.2
2015-16	Erin Bollmann	193	6.7
2016-17	Olivia Hackmann	122	6.4
2017-18	Deja Jones	172	5.7
2018-19	Tesia Thompson	219	7.6
2019-20	Tesia Thompson	223	7.7
2020-21	LaTrese Saine/ Tesia Thompson	222	8.5
	Tesia Thompson	195	8.5



2021-22 SOUTHEAST MISSOURI WOMEN'S BASKETBALL GUIDE

SEASON LEADERS

Assists

Year	Player	Ast	Avg
1991-92	Erica Musgrow	124	4.4
1992-93	Erica Musgrow	100	3.8
1993-94	Tonia Harris	111	4.1
1994-95	Julie Meier	89	3.6
1995-96	Dawn Massani	132	5.3
1996-97	Sarah Frazier	51	2.0
1997-98	Moneik Campbell	86	3.4
1998-99	Rusty Sowers	69	2.5
1999-00	Moneik Campbell	91	3.4
2000-01	Christine Rathke	71	2.6
2001-02	LaShelle Porter	95	3.4
2002-03	Sarah Costello	97	3.9
2003-04	Sarah Costello	144	5.0
2004-05	Wanika Owsley	100	3.3
2005-06	Wanika Owsley	98	3.2
2006-07	Tarina Nixon	103	3.2
2007-08	Tarina Nixon	86	2.8
2008-09	Sonya Daugherty	88	3.1
2009-10	Bianca Beck	77	2.8
2010-11	Jasmine Davis	49	1.9
2011-12	Bianca Beck	102	3.5
2012-13	Jordan Hunter	115	4.0
2013-14	Jordan Hunter	99	3.4
2014-15	Brianna Mitchell	73	2.5
2015-16	Adrianna Murphy	144	4.8
2016-17	Adrianna Murphy	174	5.8
2017-18	Adrianna Murphy	168	5.4
2018-19	Adrianna Murphy	106	3.5
2019-20	Taelour Pruitt	111	3.5
	Carrie Shephard	111	3.5
2020-21	Roshala Scott	88	3.4

Steals

Year	Player	Stl	Avg
1991-92	Renee Rogliardi	55	2.0
1992-93	Gray C. Harris	68	2.6
1993-94	Gray C. Harris	54	2.0
1994-95	Gray C. Harris	69	2.7
1995-96	Gray C. Harris	69	2.6
1996-97	Jamie Koester	39	2.0
1997-98	Jamie Koester	49	1.8
1998-99	Moneik Campbell	53	2.0
1999-00	Moneik Campbell	42	1.6
2000-01	LaShelle Porter	60	2.2
2001-02	Veronica Benson	50	1.8
2002-03	Sarah Costello	69	2.8
2003-04	Kenja White	48	1.7
2004-05	Tatiana Conceicao	73	2.4
2005-06	Katrisha Dunn	54	1.7
2006-07	Tarina Nixon	52	1.7
2007-08	Tarina Nixon	59	1.9



Paula Corder-King made an amazing 111-of-118 free throws in the 1998-99 season, best in school history.

2008-09	Lauren Sharpe	60	2.1
2009-10	Bianca Beck	30	1.1
2010-11	Bianca Beck	39	1.3
2011-12	Bianca Beck	35	1.2
2012-13	Jordan Hunter	34	1.2
2013-14	Patricia Mack	27	0.9
2014-15	Erin Bollmann	54	1.9
2015-16	Adrianna Murphy	59	1.9
2016-17	Adrianna Murphy	65	2.2
2017-18	Adrianna Murphy	88	2.8
2018-19	Adrianna Murphy	62	2.1
2019-20	Carrie Shephard	76	2.4
2020-21	Roshala Scott/	35	1.3
	Tesia Thompson	35	1.5

Blocked Shots

Year	Player	Blk	Avg
1991-92	Renee Rogliardi	37	1.3
1992-93	Julie Meier	15	0.6
	Dawn Westman	15	0.6
1993-94	Alison Morris	10	0.5
1994-95	Kim Palmer	23	0.9
1995-96	Kim Palmer	35	1.3
1996-97	Kim Palmer	33	1.3
1997-98	Jamie Koester	35	1.3
1998-99	Pam Iversen	33	1.2
1999-00	Allison Iversen	39	1.4
2000-01	Pam Iversen	18	0.7
2001-02	Pam Iversen	46	1.6
2002-03	Kenja White	7	0.2
2003-04	Chandra Brown	26	0.9
2004-05	Chandra Brown	49	1.6
2005-06	Tatiana Conceicao	17	0.5
2006-07	Missy Whitney	45	1.4
2007-08	Missy Whitney	40	1.4
2008-09	Lauren Sharpe	13	0.5
2009-10	Katie Norman	15	0.5
2010-11	Courtney Shiffer	36	1.2
2011-12	Courtney Shiffer	21	0.7
2012-13	Courtney Shiffer	16	0.7
2013-14	Kara Wright	12	0.4
2014-15	Olivia Hackmann	23	0.8
2015-16	Connor King	25	0.8
2016-17	Mandy Madden	33	1.1
2017-18	LaTrese Saine	44	1.4
2018-19	Kennedi Allen	29	1.0
2019-20	LaTrese Saine	48	1.5
2020-21	LaTrese Saine	103	4.0

2021-22 SOUTHEAST MISSOURI WOMEN'S BASKETBALL GUIDE

SEASON LEADERS



Field Goals Made

Year	Player	FG	Avg
1991-92	Renee Rogliardi	181	6.5
1992-93	Julie Meier	129	5.0
1993-94	Gray C. Harris	167	6.2
1994-95	Gray C. Harris	231	8.9
1995-96	Gray C. Harris	255	9.4
1996-97	Kim Palmer	131	5.0
1997-98	Jamie Koester	120	4.4
1998-99	Pam Iversen	130	4.6
1999-00	Paula Corder-King	145	5.4
2000-01	Veronica Benson	131	4.9
2001-02	Pam Iversen/ Veronica Benson	148	5.3
2002-03	Carina Souza	147	4.9
2003-04	Chandra Brown	119	4.1
2004-05	Tatiana Conceicao	184	6.1
2005-06	Tatiana Conceicao	199	6.4
2006-07	Sonya Daugherty	150	5.0
2007-08	Sonya Daugherty	129	4.2
2008-09	Sonya Daugherty	118	4.2
2009-10	Bailie Roberts/ Katie Norman	73	3.3
2010-11	Brittany Harriel	94	3.2
2011-12	Brittany Harriel/ Bailie Roberts	115	4.0
2012-13	Bailie Roberts	119	4.1
2013-14	Olivia Hackmann	111	3.8
2014-15	Jasmine Robinson	129	4.4
2015-16	Erin Bollmann	145	5.0
2016-17	Bri Mitchell	179	6.0
2017-18	Tesia Thompson	137	4.4
2018-19	Tesia Thompson	182	6.3
2019-20	Tesia Thompson	198	6.8
2020-21	Tesia Thompson	153	6.7

Field Goal% (Minimum 75 Made)

Year	Player	FG% (FG-ATT)
1991-92	Alison Morris	52.3% (78-149)
1992-93	Roberta Granderson	44.5% (98-220)
1993-94	Gray C. Harris	49.4% (167-338)
1994-95	Gray C. Harris	52.6% (231-439)
1995-96	Kim Palmer	48.2% (105-218)
1996-97	Kim Palmer	47.5% (131-276)
1997-98	Tajuana White	53.1% (102-192)
1998-99	Pam Iversen/ Tajuana White	51.6% (130-252)
1999-00	Pam Iversen	52.1% (100-192)
2000-01	Pam Iversen	60.2% (100-166)
2001-02	Pam Iversen	56.9% (148-260)
2002-03	Carina Souza	53.1% (147-277)
2003-04	Chandra Brown	50.4% (119-236)
2004-05	Chandra Brown	52.0% (103-198)
2005-06	Tatiana Conceicao	48.4% (199-411)
2006-07	Lachelle Lyles	44.0% (88-200)
2007-08	Missy Whitney	42.4% (120-283)
2008-09	Lauren Sharpe	42.9% (79-184)
2009-10	N/A	
2010-11	Brittany Harriel	42.0% (94-224)
2011-12	Brittany Harriel	46.0% (115-250)
2012-13	Kara Wright	45.5% (92-202)
2013-14	Patricia Mack	40.2% (100-249)
2014-15	Erin Bollmann	47.9% (114-238)
2015-16	Deja Jones	67.2% (88-131)
2016-17	Deja Jones	59.7% (83-139)
2017-18	Deja Jones	68.1% (109-160)
2018-19	Jocelyn Taylor	49.7% (94-189)
2019-20	Jessie Harshberger	45.2% (103-228)
2020-21	Roshala Scott	48.4% (107-221)

Three-Pointers Made

Year	Player	3FG	Avg
1991-92	Julie Meier	8	0.3
1992-93	Julie Meier	52	2.0
1993-94	Julie Meier	68	2.5
1994-95	Julie Meier	49	2.0
1995-96	Sarah Miller	41	1.6
1996-97	Jamie Koester	26	1.3
1997-98	Rusty Sowers	51	2.0
1998-99	Rusty Sowers	59	2.1
1999-00	Paula Corder-King	59	2.2
2000-01	Tiffany Melis	34	1.3
2001-02	Lori Chase	30	1.1
2002-03	Yashika Sidbury	51	1.7
2003-04	Sami Jo Cotton	67	2.3
2004-05	Natalie Purcell	55	1.8
2005-06	Natalie Purcell	68	2.2
2006-07	Tarina Nixon	56	1.8
2007-08	Tarina Nixon	36	1.2

2008-09	Tarina Nixon	47	1.7
2009-10	Shelah Fields	28	1.2
2010-11	Katie Norman	31	1.1
2011-12	Allyson Bradshaw/ Karley Evans	34	1.2
2012-13	Allyson Bradshaw	48	1.8
2013-14	Allyson Bradshaw	42	1.4
2014-15	Allyson Bradshaw	39	1.4
2015-16	Hannah Noe	41	1.4
2016-17	Hannah Noe	69	2.4
2017-18	Ashton Luttrull	57	1.8
2018-19	Carrie Shephard	73	2.4
2019-20	Carrie Shephard	96	3.0
2020-21	Terri Smith	33	1.3

Three-Point% (Minimum 30 Made)

Year	Player	3FG% (3FG-ATT)
1991-92	N/A	
1992-93	Julie Meier	45.6% (52-114)
1993-94	Julie Meier	46.3% (68-147)
1994-95	Julie Meier	44.1% (49-111)
1995-96	Sarah Miller	36.0% (41-114)
1996-97	N/A	
1997-98	Rusty Sowers	36.2% (51-141)
1998-99	Paula Corder-King	43.1% (56-130)
1999-00	Kristy Roherty	46.2% (42-91)
2000-01	Tiffany Melis	35.1% (34-97)
2001-02	Lori Chase	38.0% (30-79)
2002-03	Yashika Sidbury	35.4% (51-144)
2003-04	Sami Jo Cotton	36.8% (67-182)
2004-05	Brandi Russia	38.9% (51-131)
2005-06	Tarina Nixon	40.5% (30-74)
2006-07	Tarina Nixon	40.9% (56-137)
2007-08	Tarina Nixon	31.0% (36-116)
2008-09	Tarina Nixon	37.3% (47-126)
2009-10	N/A	
2010-11	Katie Norman	27.2% (31-114)
2011-12	Allyson Bradshaw	29.1% (34-117)
2012-13	Allyson Bradshaw	33.3% (48-144)
2013-14	Allyson Bradshaw	32.3% (42-130)
2014-15	Allyson Bradshaw	30.0% (39-130)
2015-16	Hannah Noe	28.7% (41-143)
2016-17	Lakyn Gulley	41.5% (39-94)
2017-18	Kaley Leyhue	30.8% (37-120)
2018-19	Adrianna Murphy	34.2% (26-76)
2019-20	Tesia Thompson	37.4% (37-99)
2020-21	Terri Smith	32.4% (33-102)



2021-22 SOUTHEAST MISSOURI WOMEN'S BASKETBALL GUIDE

SEASON LEADERS

Free Throws Made


<u>Year</u>	<u>Player</u>	<u>FT</u>	<u>Avg</u>
1991-92	Renee Rogliardi	85	3.0
1992-93	Gray C. Harris	86	3.3
1993-94	Gray C. Harris	156	5.8
1994-95	Gray C. Harris	167	6.4
1995-96	Gray C. Harris	202	7.5
1996-97	Dana Hawkins	68	2.7
1997-98	Moneik Campbell	72	2.9
1998-99	Paula Corder-King	111	4.0
1999-00	Lori Chase	95	3.4
2000-01	Lori Chase	181	6.7
2001-02	Lori Chase	151	5.4
2002-03	Lori Chase	127	4.2
2003-04	Sarah Costello	76	2.6
2004-05	Tatiana Conceicao	148	4.9
2005-06	Tatiana Conceicao	171	5.5
2006-07	Missy Whitney	135	4.2
2007-08	Missy Whitney	139	5.0
2008-09	Crysta Glenn	119	4.0
2009-10	Bianca Beck	62	2.2
2010-11	Courtney Shiffer	49	1.7
2011-12	Bianca Beck	86	3.0
2012-13	Jordan Hunter	60	2.1
2013-14	Patricia Mack	65	2.2
2014-15	Jasmine Robinson	86	3.0
2015-16	Bri Mitchell	104	3.9
2016-17	Bri Mitchell	103	3.4
2017-18	Tesia Thompson	118	3.8
2018-19	Tesia Thompson	150	5.2
2019-20	Tesia Thompson	160	5.5
2020-21	Tesia Thompson	112	4.9

Free Throw% (Minimum 50 Made)

<u>Year</u>	<u>Player</u>	<u>FT% (FT-ATT)</u>
1991-92	Renee Rogliardi	70.8% (85-120)
1992-93	Dawn Westman	78.1% (50-64)
1993-94	Julie Meier	85.2% (52-61)
1994-95	Gray C. Harris	68.2% (167-245)
1995-96	Gray C. Harris	73.2% (202-276)
1996-97	Dana Hawkins	74.7% (68-91)
1997-98	Dana Hawkins	68.2% (51-74)
1998-99	Paula Corder-King	94.1% (111-118)
1999-00	Paula Corder-King	93.2% (69-74)
2000-01	Lori Chase	85.0% (181-213)
2001-02	Lori Chase	80.3% (151-188)
2002-03	Yashika Sidbury	84.7% (50-59)
2003-04	Sarah Costello	73.8% (76-103)
2004-05	Tatiana Conceicao	70.5% (148-210)
2005-06	Tatiana Conceicao	75.3% (171-227)
2006-07	Missy Whitney	79.9% (135-169)
2007-08	Tarina Nixon	79.5% (70-88)
2008-09	Tarina Nixon	76.8% (73-95)
2009-10	Jasmine Davis	87.7% (57-65)
2010-11	N/A	
2011-12	Brittany Harriel	76.6% (59-77)
2012-13	Jordan Hunter	83.3% (60-72)
2013-14	Allyson Bradshaw	83.3% (50-60)
2014-15	Jasmine Robinson	55.5% (86-155)
2015-16	Imani Johnson	81.6% (71-87)
2016-17	Bri Mitchell	73.0% (103-141)
2017-18	Ashton Luttrull	92.6%(52-56)
2018-19	Tesia Thompson	73.5% (150-204)
2019-20	Tesia Thompson	77.7% (160-206)
2020-21	Tesia Thompson	77.2% (112-145)

2021-22 SOUTHEAST MISSOURI WOMEN'S BASKETBALL GUIDE

YEAR-BY-YEAR




Donna Enlow

0-10 (.000) - 1 Season

1975-76 0-10

Southern Illinois	L, 20-70
Missouri	L, 44-95
Missouri State	L, 44-95
Forest Park	L, 43-47
Northwest Missouri	L, 21-116
Central Missouri	L, 16-107
UMSL	L, 31-71
Meramec	L, 61-66
Forest Park	L, 43-68
Northeast Missouri	L, 47-78



Amy Spence

26-69 (.274) - 4 Seasons

1976-77 2-18

Union	L, 30-113
Memphis State	L, 29-93
UT Martin	L, 47-66
Murray State	L, 47-105
Central Missouri	L, 42-105
Missouri	L, 39-97
UT Martin	L, 33-83
Northwest Missouri	L, 30-92
Memphis State	L, 24-109
Murray State	L, 38-63
UMSL	L, 34-70
Northeast Missouri	L, 39-56
Danville !	W, 42-40
Meramec !	L, 51-57
Lincoln	L, 52-58
Missouri State	L, 38-93
Forest Park	W, 64-47
Meramec	L, 55-79
Missouri	L, 55-89

! = Meramec Classic

1977-78 6-20

N10	Meramec	L*
N12	Union	L, 30-98
N18	at Saint Louis	L, 58-67
N19	Northwest Missouri	L, 44-90
N29	at Meramec	L*
D1	UT Martin	L, 35-74
D3	Missouri-Rolla	L, 41-99
D7	Southern Illinois	W, 42-36
D9	at Missouri-Rolla	L*
D10	at Central Missouri	L, 37-111
J9	Meramec	W*
J13	Christian Brothers	L, 50-57
J14	Northwestern (Tenn.)	L, 43-51
J16	Meramec	W*
J18	Lincoln	L, 54-56
J20	at SIU Edwardsville	L, 58-67
J24	at UT Martin	L, 47-67
J25	at Forest Park	W*
J28	Missouri State	L, 49-73
J31	at UMSL	W, 63-46
F1	at Northeast Missouri	L, 47-76
F3	at Forest Park	W*
F11	at Lincoln	L, 44-77
F14	at Forest Park	L, 49-55
F16	SIU Edwardsville	L, 53-59
F21	at Southern Illinois	L*

* = Game results not available

1978-79 11-15

N15	at William Woods	L, 62-85
N18	at Missouri State	L, 67-69
N24	Eastern Illinois #	L, 50-56
N25	Washburn #	W, 73-56
N26	Missouri Southern #	W, 73-66
N27	at Central Methodist	W, 82-48
N28	at Missouri	L, 36-101
D1	Missouri-Rolla	L, 49-58
D5	SIU Edwardsville	L, 61-62
D8	Central Missouri	L, 41-82
D9	Northwest Missouri	L, 41-75
D13	Saint Louis	L, 54-66
D20	Forest Park	W, 71-46
	William Woods	L, 50-78
	SIU Edwardsville	W, 53-50
	Meramec	W, 61-59
	UT Martin	L, 48-73
	McKendree	W, 85-36
	Belleville Area C.C.	L, 58-67
J23	UMSL	W, 67-58
J26	at Christian Brothers	W, 61-55
J27	at Southwestern	W, 65-39
F1	at Saint Louis	L, 49-73
F2	at Missouri-Rolla	L, 50-71
F13	Meramec	W, 61-59
F14	at Greenville	L, 57-63

= Woods Owl Classic

1979-80 8-16

N10	Arkansas State	L, 36-53
N13	at Lincoln	L, 53-61
N16	at Saint Louis	L, 57-79
N20	at Missouri-Rolla	L, 60-69
N23	Washburn \$	L, 58-73
N23	Tabor \$	W, 57-51
N24	Langston	L, 62-77
D1	at Christian Brothers	L, 93-103
D4	UT Martin	L, 61-64
D8	Southwestern (Tenn.)	W, 69-47
D8	SIU Edwardsville	W, 77-53
D29	Chicago State	W, 84-53
J7	Elmhurst %	W, 77-36
J8	State Francis %	L, 53-68
J12	at SIU Edwardsville	W, 59-57
J19	Lincoln	L, 59-60

J21	UMSL	W, 56-53
J24	at Washington	W, 63-30
J26	William Woods	L, 49-54
J28	Missouri-Rolla	L, 49-71
J30	at UMSL	L, 35-60
F1	Missouri State	L, 54-63
F6	at William Woods	L, 42-90
F8	Saint Louis	L, 61-78

\$ = Woods Owl Classic
% = Chicago Shootout



Angela Beck

53-34 (.609) - 3 Seasons

1980-81 9-15

N14	Lincoln	L, 70-82
N15	at Arkansas State	L, 65-94
N18	Missouri State	L, 69-84
N21	at Southern Illinois	L, 58-93
N22	SIU Edwardsville	W, 99-76
N24	Missouri-Rolla	W, 60-57
D5	at Northeast Missouri	L, 51-90
D6	William Woods	L, 53-71
D10	at ISU-Evansville	W, 86-75
J8	Carthage ^	W, 67-65
J9	SIU Edwardsville ^	L, 67-71
J17	McKendree	W, 93-55
J21	UMSL	W, 83-66
J24	at Christian Brothers	L, 73-79
J28	at Evansville	W, 70-68
J30	at Saint Louis	L, 54-71
F3	at William Woods	L, 51-62
F6	at Lincoln	L, 60-73
F9	Missouri-Rolla	L, 56-57
F13	at Evangel	L, 47-66
F18	at UMSL	L, 47-70
F20	at MacMurray	W, 92-49
F21	at Illinois College	W, 84-47
M2	William Woods	L, 56-58

^ = NIU Tourn. (Dekalb, Ill.)

1981-82 23-11

N19	Christian Brothers	W, 64-60
N21	SIU Edwardsville	W, 75-71
N24	William Woods	W, 76-51
N27	Belmont*	L, 65-66
N28	Missouri-Rolla*	W, 83-68
N29	UMSL*	L, 69-72
N30	Saint Louis	W, 69-63
D1	at Lincoln	W, 78-39
D4	at Missouri-Rolla	W, 73-64
D6	Southern Illinois	L, 55-68
D9	at UMSL	W, 80-63
D11	at Missouri Southern	W, 75-70
J14	Carthage #	W, 75-56
J15	Northern Illinois #	L, 44-91
J16	North Central #	L, 60-77
J18	at William Woods	W, 64-44
J20	Lincoln	W, 82-59

J22	Eastern Illinois \$	L, 66-81
J23	Wright State \$	W, 90-55
J29	Missouri State	W, 84-68
F2	Northeast Missouri	W, 82-55
F3	UMSL	W, 70-63
F6	at Christian Brothers	L, 63-68
F10	at Northwest Missouri	L, 60-85
F12	Evangel	W, 76-48
F13	Missouri-Rolla	W, 84-62
F16	Evansville	W, 101-65
F18	ISU-Evansville	W, 97-65
F23	McKendree	W, 77-58
F25	UMSL	W, 56-45
F26	Northeast Missouri	L, 70-72

AIWA Division II Tournament

M10	Morehead State	W, 60-46
M11	North Dakota State	L, 70-85
M12	Northern Iowa	L, 56-59

* = UMSL Tourn. (State Louis, Mo.)

= NIU Tourn. (Dekalb, Ill.)

\$ = EIU Tourn. (Charleston, Ill.)

1982-83 21-8, 10-2 MIAA

N27	Stetson @	W, 78-51
N28	UT Martin @	L, 72-82 (ot)
N30	Christian Brothers	W, 60-57
D4	Kentucky Wesleyan	W, 75-51
D8	at Evansville	L, 58-63
D11	at Mississippi State	L, 44-77
D28	Milikin #	W, 88-59
D29	Augustana #	W, 86-70
D31	Florida Int'l #	W, 81-67
J2	Western Illinois #	W, 76-64
J7	SIU Edwardsville	W, 78-60
J8	at Christian Brothers	L, 58-69
J12	at UMSL	W, 74-61
J15	Northeast Missouri	W, 74-67
J19	at ISU-Evansville	W, 77-46
J22	Central Missouri	L, 85-93
J26	at Missouri-Rolla	W, 87-54
J28	Saint Louis	W, 77-45
J29	Lincoln	W, 81-66
F2	Northwest Missouri	W, 87-59
F5	Northeast Missouri	W, 75-66
F12	at Central Missouri	L, 46-70
F16	Missouri-Rolla	W, 80-44
F19	at Lincoln	W, 68-60
F23	at Northwest Missouri	W, 77-59
F26	UMSL	W, 96-60

MIAA Tournament

F23	Northwest Missouri	L, 64-66
-----	--------------------	----------

NCAA Division II Tournament

M1	Abilene Christian	Won by forfeit
M3	Central Missouri	L, 50-71


@ = UTM Tourn. (Martin, Tenn.)

= Miami Dial Classic



2021-22 SOUTHEAST MISSOURI WOMEN'S BASKETBALL GUIDE

YEAR-BY-YEAR



Ed Arnzen

340-202 (.627) - 19 Seasons

1983-84

23-6, 10-2 MIAA

N25	Morningside !	W, 71-60
N26	State Cloud State !	W, 69-57
N27	Northwest Missouri !	L, 71-93
N30	Arkansas State	W, 82-74
D6	Union	W, 79-76
D8	at Kentucky Wesleyan	W, 67-49
D10	at SIU Edwardsville	W, 76-52
J4	UIC*	W, 74-61
J5	Nebraska-Omaha*	W, 66-60
J7	Florida International*	W, 74-61
J9	at Arkansas State	L, 56-66
J11	UMSL	W, 90-61
J14	at Northwest Missouri	W, 83-66
J17	ISU-Evansville	W, 88-62
J21	at Central Missouri	W, 80-64
J25	Missouri-Rolla	W, 78-41
J28	at Lincoln	W, 85-68
F1	at Northwest Missouri	L, 81-87
F4	Northwest Missouri	W, 80-50
F8	Evansville	W, 87-64
F11	Central Missouri	L, 82-83
F15	at Missouri-Rolla	W, 90-63
F18	Lincoln	W, 78-58
F22	Northwest Missouri	W, 87-67
F25	at UMSL	W, 83-66

MIAA Tournament

M1	Northwest Missouri	W, 99-77
M3	Central Missouri	L, 65-88

1984-85

18-10, 7-5 MIAA

N26	at ISU-Evansville	W, 68-44
D1	at Eastern Kentucky	L, 64-70
D3	Arkansas State	W, 81-68
D4	at Murray State	L, 64-74
D7	at UT Martin	W, 85-73
D10	McKendree	W, 85-50
D14	SIU Edwardsville	W, 72-58
J2	at State Mary's	W, 75-65
J3	Sul Ross !	W, 69-55
J4	Tarleton !	W, 67-61
J9	Missouri-Rolla	W, 89-41
J12	at Northwest Missouri	L, 74-83
J16	Murray State	L, 64-66
J19	Central Missouri	L, 62-68
J23	UMSL	W, 69-59
J26	Northwest Missouri	W, 87-65
J28	at Union	L, 67-79
J30	at Lincoln	L, 54-67
F2	at Missouri-Rolla	L, 69-72
F6	UT Martin	W, 71-57
F9	Northwest Missouri	W, 68-58
F13	at UMSL	W, 69-64
F16	at Central Missouri	L, 71-84
F18	at SIU Edwardsville	W, 52-46
F20	Lincoln	W, 64-56
F23	at Northwest Missouri	W, 77-75

MIAA Tournament

F27	Northwest Missouri	W, 66-63
M1	Central Missouri	L, 67-72

! = Nebraska-Omaha Tournament (Omaha, Neb.)

1985-86

25-6, 11-1 MIAA

N23	at Rust	L, 58-61
N25	UT Martin	W, 79-68
N29	Morningside #	W, 97-64
N30	Nebraska-Omaha #	W, 70-52
D4	SIU Edwardsville	W, 80-48
D7	Kentucky Wesleyan	W, 93-39
D9	at Millikin	W, 93-67
D10	Southern Indiana	W, 106-41
D12	at UT Martin	W, 71-59
J2	at SE Louisiana	W, 68-61
J3	at SW Louisiana	L, 70-72
J4	at Southern	L, 74-75
J8	at Missouri-Rolla	W, 87-69
J11	Northwest Missouri	W, 88-62
J15	Rust	W, 93-51
J18	at Central Missouri	L, 78-96
J22	at UMSL	W, 70-66
J25	at Northeast Missouri	W, 65-53
J29	Lincoln	W, 92-46
F1	Missouri-Rolla	W, 90-41
F3	at Arkansas State	W, 83-73
F5	at SIU Edwardsville	W, 71-54
F8	at Northwest Missouri	W, 83-71
F12	UMSL	W, 84-56
F15	Central Missouri	W, 79-65
F19	at Lincoln	W, 90-70
F22	Northwest Missouri	W, 80-44

MIAA Tournament

F27	Lincoln	W, 96-75
M1	Central Missouri	L, 69-77

NCAA Division II Tournament

M8	Alaska-Anchorage	W, 80-65
M11	Central Missouri	L, 64-65

= Nebraska-Omaha Tour. (Omaha, Neb.)

1986-87

26-4, 13-1 MIAA

N22	at SIU Edwardsville	W, 55-50
N26	UT Martin	W, 78-59
N29	at Northeastern Illinois	W, 94-59
N30	National College of Education	W, 77-52
D5	Mississippi #	L, 63-72
D6	Alcorn State #	W, 73-49
D8	McKendree	W, 89-46
D9	David Lipscomb	W, 70-48
D13	at USI	W, 62-55
J2	at West Virginia Tech	W, 76-53
J3	at Central Arkansas	L, 64-65
J7	Missouri-Rolla	W, 73-72
J10	at Northwest Missouri	W, 78-66
J14	Southwest Baptist	W, 82-51
J17	Central Missouri	W, 70-65
J19	SIU Edwardsville	W, 83-55
J21	UMSL	W, 75-50
J24	Northwest Missouri	W, 83-38
J26	at UT Martin	W, 67-65
J28	at Lincoln	W, 87-48
J31	at Missouri-Rolla	W, 71-67
F3	at Southwest Baptist	W, 84-45
F7	Northwest Missouri	W, 67-51
F11	at UMSL	W, 72-55
F14	at Central Missouri	L, 51-72
F18	Lincoln	W, 72-49
F21	at Northeast Missouri	W, 67-51

MIAA Tournament

F26	Missouri-Rolla	W, 76-64
F28	Central Missouri	W, 78-55

NCAA Division II Tournament

M7	Central Missouri	L, 62-64
----	------------------	----------

= Ole Miss Dial Classic (Oxford, Miss.)

1987-88

26-4, 13-1 MIAA

N21	at Quincy	W, 91-72
N25	SIU Edwardsville	W, 77-55
N29	National College of Education	W, 99-30
D2	at UT Martin	W, 79-78
D5	Southern Indiana	W, 83-33
D8	Missouri Baptist	W, 106-57
D11	at Christian Bro.	W, 67-38
J5	at Colorado College	W, 74-66
J6	at Metropolitan State	W, 83-57
J8	at Colorado Christian	W, 79-29
J13	at Missouri-Rolla	W, 72-40
J16	at Northwest Missouri	W, 87-79
J20	Southwest Baptist	W, 84-71
J23	Central Missouri	W, 92-85 (ot)
J25	at SIU Edwardsville	L, 57-65
J27	at UMSL	W, 70-64 (ot)
J30	Northeast Missouri	W, 89-59
F1	Quincy	W, 88-56
F3	at Lincoln	W, 74-56
F6	Missouri-Rolla	W, 60-47
F9	at Southwest Baptist	W, 73-56
F11	Northwest Missouri	W, 100-64
F13	UT Martin	W, 73-66
F17	UMSL	W, 77-44
F20	at Central Missouri	L, 59-72
F24	Lincoln	W, 83-48
F27	at Northeast Missouri	W, 90-54

MIAA Tournament

M3	Northeast Missouri	W, 91-53
M5	Central Missouri	L, 68-80

NCAA Division II Tournament

West Texas State	L, 61-64
------------------	----------

1988-89

23-7, 12-2 MIAA

N19	at Delta State	L, 55-74
N21	at Southern Indiana	W, 90-75
N23	at Missouri Baptist	W, 97-50
N28	UT Martin	W, 81-51
D2	Mankato State #	W, 70-46
D3	Northern Kentucky #	L, 54-62
D5	Delta State	W, 65-69
D9	at SIU Edwardsville	L, 66-74
J2	at UT Martin	W, 72-68
J4	at Austin Peay	W, 72-58
J7	at David Lipscomb	W, 86-75
J11	Missouri-Rolla	W, 86-73
J14	Northwest Missouri	W, 71-67
J17	at Southwest Baptist	W, 67-57
J21	at Central Missouri	L, 78-84
J25	UMSL	W, 80-60
J28	at Northeast Missouri	W, 80-51
J30	SIU Edwardsville	W, 87-52
F1	Lincoln	W, 84-67
F4	at Missouri-Rolla	W, 63-54
F6	Quincy	W, 93-74
F8	Southwest Baptist	W, 76-47
F11	at Northwest Missouri	W, 76-59
F15	at UMSL	W, 76-52
F18	Central Missouri	L, 65-72
F22	at Lincoln	W, 92-70
F25	Northwest Missouri	W, 101-44

MIAA Tournament

M2	Missouri-Rolla	W, 68-53
M4	Central Missouri	L, 64-68

NCAA Division II Tournament

M10	West Texas State	L, 70-83
-----	------------------	----------

= Perkins NKU Classic (Highland Hts., Ky.)

1989-90

24-6, 14-2 MIAA

N17	Missouri Baptist	W, 94-65
N20	Quincy	W, 85-68
N25	at Southern Indiana	W, 93-75
N28	at Murray State	L, 68-72
D1	North Carolina Central \$	W, 61-48
D2	J.C. Smith \$	W, 78-43
D7	at Kentucky Wesleyan	L, 70-73
D9	Southern Indiana	W, 93-49
D30	Kentucky Wesleyan	W, 77-43
J4	Washburn	W, 78-57
J6	Northwest Missouri	L, 57-60
J8	at SIU Edwardsville	W, 91-72
J10	UMSL	W, 89-63
J13	at Central Missouri	L, 64-74
J17	Missouri Southern	W, 98-55
J20	at Missouri Western	W, 71-58
J24	Pittsburgh State	W, 88-46
J27	at Southwest Baptist	W, 69-59
J31	at UMSL	W, 87-53
F3	at Missouri-Rolla	W, 75-58
F5	SIU Edwardsville	W, 99-68
F7	at Missouri Southern	W, 80-62
F10	at Northwest Missouri	W, 98-74
F14	at Pittsburgh State	W, 86-63
F17	Southwest Baptist	W, 82-56
F21	Missouri-Rolla	W, 73-53
F24	Lincoln	W, 91-43

MIAA Tournament

M1	Northwest Missouri	W, 86-71
M3	Central Missouri	L, 60-72

NCAA Division II Tournament

M5	Central Missouri	L, 68-79
----	------------------	----------

\$ = J.C. Smith Tournament

1990-91

31-4, 14-2 MIAA

N16	Delta State	W, 90-73
N19	at Oral Roberts	W, 87-69
N26	Murray State	W, 76-56
N28	Oral Roberts	W, 100-61
N30	Indianapolis @	W, 73-57
D1	UT Martin @	W, 78-66
D4	at SIU Edwardsville	L, 57-58
D8	at Delta State	W, 74-73
D29	at Missouri Baptist	W, 86-54
J3	at Washburn	L, 56-60
J5	at Northwest Missouri	W, 65-53
J9	at UMSL	W, 91-67
J12	Central Missouri	L, 56-62
J16	at Missouri Southern	W, 64-51
J19	Missouri Western	W, 78-61
J21	SIU Edwardsville	W, 98-64
J23	at Pittsburgh State	W, 87-69
J26	Southwest Baptist	W, 72-39
J30	UMSL	W, 78-38
F2	Missouri-Rolla	W, 71-56
F4	Missouri Baptist	W, 94-44
F6	Missouri Southern	W, 68-60
F7	Northwest Missouri	W, 95-82
F13	Pittsburgh State	W, 101-49
F16	at SW Baptist	W, 74-58
F20	at Missouri-Rolla	W, 64-52
F23	at Lincoln	W, 81-44

MIAA Tournament

F26	Pittsburgh State	W, 81-74
F28	Washburn	W, 82-51
M2	Central Missouri	W, 85-83

NCAA Division II Tournament

M8	Central Missouri	W, 80-65
M9	West Texas State	W, 71-70
M15	Cal Poly Pomona	W, 82-52
M22	Norfolk State	W, 85-52
M23	North Dakota State	L, 74-81

@ = Othakian Shootout

2021-22 SOUTHEAST MISSOURI WOMEN'S BASKETBALL GUIDE

YEAR-BY-YEAR



1991-92

16-12, 7-7 OVC (Fourth)

N22	Missouri	L, 57-68
N26	at Evansville	L, 63-65
N29	at Northeastern Illinois	W, 62-47
N30	at Wisconsin-Milwaukee	W, 65-53
D3	at UMKC	L, 51-70
D10	at Saint Louis	W, 74-54
D12	Chicago State	W, 64-48
D15	Alcorn State	W, 83-54
D31	at Missouri	L, 50-58
J4	Austin Peay*	W, 79-72
J6	Missouri Baptist	W, 81-42
J7	Texas-Pan American	W, 65-53
J11	at Middle Tennessee*	L, 75-81
J13	at Murray State*	W, 74-73
J16	Wisconsin-Milwaukee	W, 85-74
J18	Morehead State*	W, 85-84
J20	Eastern Kentucky*	L, 57-79
J22	Quincy	W, 69-62
J25	at Tennessee Tech*	L, 58-83
J27	at Tennessee State*	L, 44-50
F1	at Austin Peay*	W, 69-68
F8	Tennessee Tech*	L, 71-83
F10	Tennessee State*	W, 70-48
F15	at Eastern Kentucky*	L, 59-78
F17	at Morehead State*	W, 70-69
F22	Murray State*	W, 78-60
F24	Middle Tennessee*	L, 67-82

OVC Tournament

M9	Tennessee Tech	L, 74-87
----	----------------	----------

* = Ohio Valley Conference Game

1992-93

13-13, 8-8 OVC (t-Fifth)

D1	Southern Indiana	L, 86-94
D4	at Chicago State	W, 69-58
D5	at Wisconsin-Milwaukee	L, 60-73
D8	UMSL	W, 81-58
D12	at Texas-Pan American	L, 54-56
D30	at Saint Louis	W, 64-51
J7	Wisconsin-Milwaukee	L, 54-56
J9	at Tennessee State*	L, 59-68
J11	at Austin Peay*	W, 70-63
J13	Northeast Illinois	W, 75-64
J16	Murray State*	W, 70-67
J18	Saint Louis	W, 58-52
J23	Morehead State*	W, 80-75
J25	Eastern Kentucky*	L, 60-66
J28	at UT Martin*	W, 69-50
J30	Middle Tennessee*	L, 58-65
F1	Tennessee Tech*	L, 67-69
F6	UMKC	L, 50-75
F8	at Murray State*	W, 86-72
F13	at Morehead State*	W, 74-62
F15	at Eastern Kentucky*	L, 58-65
F20	Tennessee State*	L, 67-71
F22	Austin Peay*	W, 77-45
F24	UT Martin*	W, 80-56
F27	at Middle Tennessee*	L, 65-75
M1	Tennessee Tech*	L, 53-73

* = Ohio Valley Conference Game

1993-94

16-11, 9-7 OVC (Fifth)

N29	Cleveland State	W, 76-57
D1	Kentucky Wesleyan	W, 90-54
D9	Oral Roberts	W, 68-44
D11	at Missouri	L, 60-89
D28	at Western Illinois	L, 70-71
D30	at Saint Louis	W, 59-44
J3	Evansville	W, 88-61
J5	at Oral Roberts	W, 64-54
J8	at Eastern Kentucky*	L, 58-74
J10	at Morehead State*	L, 73-80
J13	Saint Louis	L, 59-63
J15	Tennessee Tech*	W, 70-56
J17	Middle Tennessee*	L, 67-70

J22	Tennessee State*	W, 96-61
J24	UT Martin*	W, 96-61
J29	at Tennessee State*	L, 59-68
J31	at Austin Peay*	W, 76-66
F2	at Murray State*	W, 70-61
F5	Morehead State*	W, 72-54
F7	Eastern Kentucky*	L, 67-83
F12	at Tennessee Tech*	L, 53-71
F14	at Middle Tennessee*	W, 68-64
F19	Murray State*	W, 83-65
F21	at UMKC	W, 84-64
F26	at UT Martin*	W, 84-76
F28	Austin Peay*	L, 69-78

OVC Tournament

M5	Middle Tennessee	L, 70-71
----	------------------	----------

* = Ohio Valley Conference Game

1994-95

12-15, 4-12 OVC (Seventh)

N25	SW Louisiana @	W, 73-60
N26	UT Chattanooga@	W, 57-48
N28	UMKC	W, 63-58
D3	at Saint Louis	L, 54-64
D7	Missouri	L, 58-69
D10	at Cleveland State	W, 71-67
J4	at Oral Roberts	W, 74-55
J7	Eastern Kentucky*	L, 79-86
J9	Morehead State*	W, 81-78
J11	Western Illinois	W, 75-58
J14	at Tennessee Tech*	L, 49-73
J16	at Middle Tennessee*	L, 64-73
J18	Saint Louis	W, 89-69
J21	at Tennessee State*	L, 51-88
J23	at UT Martin*	W, 63-61
J28	Tennessee State*	L, 61-68
J30	Austin Peay*	W, 88-86
F1	Murray State*	L, 77-80
F4	at Morehead State*	W, 87-69
F5	at Eastern Kentucky*	L, 71-78
F11	Middle Tennessee*	L, 67-78
F13	Tennessee Tech*	L, 62-72
F18	at Murray State*	L, 64-65
f20	Oral Roberts	W, 64-45
F25	UT Martin*	L, 89-91
F27	at Austin Peay*	L, 73-82

OVC Tournament

M4	Tennessee Tech	L, 59-82
----	----------------	----------

* = Ohio Valley Conference Game

@ = Othakian Shootout

1995-96

14-13, 9-7 OVC (Third)

N24	Nicholls State @	W, 87-64
N25	UIC @	L, 45-59
D1	Washington State #	L, 50-89
D2	Western Illinois #	W, 83-64
D9	at Missouri	L, 62-75
D30	at Troy State	L, 80-89
J2	Northeast Missouri	W, 79-55
J6	at Eastern Kentucky*	L, 73-79
J8	at Morehead State*	L, 83-95
J11	UT Martin*	W, 86-68
J13	at Middle Tennessee*	L, 64-78
J15	at Austin Peay*	L, 60-81
J20	Tennessee State*	W, 69-48
J22	Tennessee Tech*	W, 87-81
J25	at Western Illinois	L, 57-75
F1	at Murray State*	L, 61-76
F3	Morehead State*	W, 84-79
F5	Eastern Kentucky*	W, 90-82
F8	at UT Martin*	L, 84-86
F10	Austin Peay*	L, 50-64
F12	Middle Tennessee*	W, 82-81
F17	at Tennessee Tech*	W, 63-62
F19	at Tennessee State*	W, 71-68
F22	Murray State*	W, 77-69
F24	Oral Roberts	W, 90-71
F26	Williams Baptist	W, 82-74

M2	Murray State	L, 56-73
----	--------------	----------

* = Ohio Valley Conference Game

@ = Othakian Shootout

= Dial Classic

1996-97

5-21, 3-15 OVC (10th)

N25	Christian Brothers	L, 57-73
N29	at Wisconsin-Milwaukee	L, 47-55
D2	Missouri	L, 65-103
D6	Tulsa @	W, 66-52
D7	East Tennessee State @	L, 58-61
D12	Troy State	L, 46-75
J2	Oakland City	W, 67-55
J4	at Austin Peay*	L, 58-86
J6	at Tennessee State*	L, 54-82
J9	UT Martin*	L, 53-66
J11	Eastern Kentucky*	L, 55-71
J13	Morehead State*	W, 75-72
J15	at Oral Roberts	L, 50-74
J18	at Middle Tennessee*	W, 74-73 ^{OT}
J20	at Tennessee Tech*	L, 68-75
J23	at Murray State*	L, 50-52
J25	Eastern Illinois*	L, 70-77
F1	Tennessee State*	L, 70-84
F3	Austin Peay*	L, 60-77
F6	Murray State*	W, 66-62
F8	at Morehead State*	L, 68-83
F9	at Eastern Kentucky*	L, 44-81
F15	Tennessee Tech*	L, 67-85
F17	Middle Tennessee*	L, 63-78
F20	at UT Martin*	L, 60-61
F22	at Eastern Illinois*	L, 54-89

* = Ohio Valley Conference Game

@ = Othakian Shootout

1997-98

8-19, 5-13 OVC (t-Eighth)

N15	Wisconsin-Milwaukee	L, 56-71
N20	at Missouri	L, 53-76
N25	Western Illinois	W, 70-68
N28	Nevada #	L, 52-69
N29	Texas-El Paso #	L, 50-67
D3	at Tulsa	L, 71-74
D6	Austin Peay*	W, 77-76
D8	Tennessee State*	W, 74-65
D13	Oakland City	W, 65-47
J3	at Morehead State*	L, 95-98 ^{OT}
J5	at Eastern Kentucky*	L, 58-97
J10	Middle Tennessee*	L, 71-89
J12	Tennessee Tech*	L, 60-66
J14	at Tennessee State*	L, 39-73
J17	at Murray State*	W, 74-65
J19	at UT Martin*	L, 58-80
J24	Eastern Illinois*	W, 48-41
J31	Eastern Kentucky*	L, 77-86
F2	Morehead State*	W, 82-74 ^{OT}
F4	at Austin Peay*	L, 58-69
F7	at Middle Tennessee*	L, 67-95
F9	at Tennessee Tech*	L, 52-65
F11	Belmont	W, 63-61
F14	Murray State*	L, 65-66
F16	UT Martin*	L, 64-79
F21	at Eastern Illinois*	L, 54-72

OVC Tournament

F24	at Eastern Kentucky	L, 75-92
-----	---------------------	----------

* = Ohio Valley Conference Game

= Holiday Inn Classic

1998-99

19-9, 13-5 OVC (Fourth)

N14	Christian Brothers	W, 94-51
N21	at Indiana State	L, 56-81
N24	Missouri	W, 90-71
N27	vs. Alcorn State @	L, 59-66
N28	vs. Texas-Pan American @	W, 77-53
D3	Tulsa	W, 80-63

D5	at Tennessee State*	W, 63-48
D8	Oakland City	W, 81-53
D12	at Austin Peay*	W, 69-55
J2	Eastern Kentucky*	W, 101-93 ^{2OT}
J4	Morehead State*	W, 65-58
J7	at Middle Tennessee*	L, 75-82
J9	at Tennessee Tech*	L, 64-82
J12	Austin Peay*	W, 76-56
J14	Murray State*	W, 78-59
J16	UT Martin*	W, 75-55
J21	at Belmont	L, 57-70
J23	at Eastern Illinois*	W, 75-64
J25	at Eastern Kentucky*	L, 61-62
J30	at Morehead State*	W, 104-70
F2	Tennessee State*	W, 74-71
F4	Middle Tennessee*	W, 76-73
F6	Tennessee Tech*	W, 74-70
F11	at Murray State*	L, 63-64
F13	at UT Martin*	L, 70-84
F20	Eastern Illinois*	W, 101-86

OVC Tournament

F23	Murray State	W, 66-60
F27	Tennessee Tech	L, 62-73

* = Ohio Valley Conference Game

@ = Chateau Charles Cowgirl Classic

1999-00

12-16, 7-11 OVC (Seventh)

N19	vs. Mississippi Valley State !	W, 77-42
N20	at Arkansas State !	L, 69-74
N23	UMKC	W, 70-71**
N27	vs. Louisiana Tech #	L, 54-96
N28	at UNLV #	L, 58-69
D2	at Tennessee Tech	L, 61-65
D4	at Middle Tennessee	L, 81-85 ^{OT}
D7	Oakland City	W, 73-72
D10	Indiana State	L, 58-77
J3	at Ark.-Little Rock	W, 80-78 ^{OT}
J6	Tennessee State*	W, 58-46
J8	Austin Peay*	W, 74-72
J13	at UT Martin*	L, 65-71
J15	at Murray State*	L, 49-54
J18	Tennessee Tech*	L, 65-82
J22	Eastern Illinois*	W, 83-70
J27	Morehead State*	W, 85-62
J29	Eastern Kentucky*	W, 87-66
F3	at Tennessee State*	L, 60-65
F5	at Austin Peay*	L, 71-95
F8	Middle Tennessee*	L, 58-67
F10	UT Martin*	L, 64-74
F12	Murray State*	L, 55-66
F16	Belmont	W, 87-72
F19	at Eastern Illinois*	W, 89-75
F24	at Morehead State*	W, 82-76
F26	at Eastern Kentucky*	L, 86-91 ^{OT}

OVC Tournament

F29	Middle Tennessee	L, 57-76
-----	------------------	----------

* = Ohio Valley Conference Game

! = Arkansas State Lady Indian

Invitational

= UNLV Lady Rebel Shootout

** = UMKC played with ineligible players, Southeast was given the win.

2000-01

14-13, 9-7 OVC (Fourth)

N17	Missouri Baptist	W, 83-53
N21	at UMKC	W, 65-48
N25	vs. New Mexico State #	L, 58-67
N26	vs. Eastern Washington #	L, 64-67
N29	Lipscomb	L, 60-61
D4	at Mississippi Valley State	L, 63-69 ^{OT}
D6	Oakland City	W, 88-47
D9	at Belmont	W, 81-72
D30	Mississippi Valley State	W, 78-44
J2	Arkansas-Little Rock	L, 55-76
J4	at Tennessee State*	W, 82-80
J6	at Austin Peay*	W, 87-80



2021-22 SOUTHEAST MISSOURI WOMEN'S BASKETBALL GUIDE

YEAR-BY-YEAR

J9	Tennessee Tech*	L, 79-80
J11	Murray State*	W, 74-66
J13	UT Martin*	W, 79-66
J20	at Eastern Illinois*	W, 77-71
J27	at Morehead State*	W, 67-66
J29	at Eastern Kentucky*	L, 82-89
F1	Austin Peay*	L, 66-67
F3	Tennessee State*	W, 95-84
F6	at Tennessee Tech*	L, 75-89
F8	at Murray State*	L, 61-62
F10	at UT Martin*	W, 80-67
F17	Eastern Illinois*	L, 47-70
F22	Eastern Kentucky*	L, 82-91
F24	Morehead State*	W, 81-61
OVC Tournament		
F27	UT Martin	L, 63-68
* = Ohio Valley Conference Game		
# = Fresno State Classic		

2001-02

16-12, 8-8 OVC (Fifth)

N16	vs. Montana \$	L, 63-78
N17	at Texas-Pan American \$	W, 72-55
N20	Oakland City	W, 80-66
N24	Southern Illinois	W, 81-70
N27	at Lipscomb	W, 72-58
N30	Texas A&M-Corpus Christi #	W, 70-57
D1	Missouri #	L, 62-80
D5	at Northern Illinois	L, 63-71
D8	Samford	W, 90-41
J2	Missouri Baptist	W, 70-53
J5	at Eastern Illinois*	W, 77-68
J8	Tennessee Tech*	L, 77-80
J10	Eastern Kentucky*	L, 67-94
J12	Morehead State*	L, 70-79
J14	Tennessee State*	W, 77-53
J17	at UT Martin*	W, 64-59
J19	at Murray State*	W, 71-55
J23	IPFW	W, 86-67
J26	Austin Peay*	L, 73-77
J31	at Tennessee State*	L, 79-88 ^{OT}
F2	at Tennessee Tech*	L, 69-87
F7	at Morehead State*	L, 72-79
F9	at Eastern Kentucky*	L, 73-82
F14	UT Martin*	W, 61-51
F16	Murray State*	W, 72-64
F18	Eastern Illinois*	W, 79-51
F23	at Austin Peay*	W, 80-68
OVC Tournament		
F26	at Austin Peay	L, 67-76
* = Ohio Valley Conference Game		
# = Texas-Pan American Classic		
\$ = Lady Tiger Tournament		

2002-03

19-11, 11-5 OVC (Second)

N22	Henderson State	W, 85-55
N26	at Missouri State	L, 76-85
N29	at Wisconsin-Green Bay #	L, 49-74
N30	vs. Quinnipiac #	W, 93-87 ^{OT}
D5	Lipscomb	W, 71-50
D7	at Samford	W, 89-48
D16	Oakland City	W, 90-42
D20	vs. Indiana State %	L, 71-82
D21	vs. Gardner-Webb %	W, 98-63
D28	at Oklahoma	L, 59-87
J4	Eastern Illinois*	W, 74-59
J11	at Morehead State*	W, 83-63
J13	at Eastern Kentucky*	L, 77-88
J18	Murray State*	W, 82-69
J20	UT Martin*	W, 70-49
J25	at Austin Peay*	L, 45-58
J30	at Eastern Illinois*	W, 82-64
F1	Tennessee Tech*	W, 86-80
F3	Tennessee State*	W, 77-64
F8	Eastern Kentucky*	L, 75-81
F10	Morehead State*	W, 78-64
F12	at IPFW	L, 87-90 (OT)
F15	at Murray State*	W, 62-53
F17	at UT Martin*	L, 59-60
F22	Austin Peay*	L, 78-80
F27	at Tennessee Tech*	W, 76-72
M1	at Tennessee State*	W, 81-72
OVC Tournament		
M4	Eastern Illinois	W, 79-76
M7	vs. Tennessee Tech	W, 78-65
M8	vs. Austin Peay	L, 61-85
* = Ohio Valley Conference Game		
# = UWGB Tournament		

2003-04

16-13, 10-6 OVC (Fourth)

N14	vs. Utah #	L, 65-76
N21	Southern Illinois	W, 73-64
N24	at Oklahoma	L, 48-83
N28	vs. Bowling Green @	L, 60-70
N29	vs. Prairie View A&M @	W, 85-38
D6	Southern Arkansas	W, 84-57
D15	Northern Illinois	W, 59-57
D20	at Lipscomb	L, 47-52
D23	at Missouri State	L, 59-87
D30	vs. Kansas State \$	L, 42-78
D31	vs. Alcorn State \$	W, 73-63
J8	Austin Peay*	L, 54-64
J10	Tennessee Tech*	W, 102-90
J13	at Eastern Illinois*	W, 79-66
J15	Tennessee State*	W, 102-45
J22	at Tennessee Tech*	L, 57-65
J24	at Austin Peay*	L, 65-68
J29	at Jacksonville State*	L, 83-95
J31	at Samford*	W, 71-53
F5	UT Martin*	W, 83-60
F7	Murray State*	W, 74-60



B.J. Smith

35-41 (.460) - 4 Seasons

F10	Eastern Illinois*	W, 77-76
F14	at Tennessee State*	W, 87-58
F19	Eastern Kentucky*	W, 88-78
F21	Morehead State*	W, 88-62
F26	at Murray State*	L, 59-64
F28	at UT Martin*	L, 75-78
OVC Tournament		
M2	Murray State	W, 76-51
M5	Austin Peay	L, 55-72
* = Ohio Valley Conference Game		
# = Preseason WNIT		
@ = Texas-Corpus Christi Tournament		
\$ = UTSA Classic		

2004-05

0-8, 0-2 OVC<

N19	at Oklahoma	L, 62-84
N23	Lyon College	W, 105-45
N26	vs. Texas Southern #	W, 90-60
N27	vs. UIC #	W, 85-62
D1	at Southern Illinois	W, 77-56
D9	at Hawaii @	W, 79-69
D10	vs. BYU @	L, 52-62
D18	at UIC	L, 76-78
D22	Missouri State	L, 64-73
D30	Chicago State	W, 61-44
D31	Oakland City	W, 74-49
J6	at Austin Peay*	W, 59-56
J8	at Tennessee Tech*	L, 78-80
J11	Eastern Illinois*	W, 87-70
J13	at Tennessee State*	W, 67-59
J20	Tennessee Tech*	W, 62-45
J22	Austin Peay*	W, 84-52
J27	Jacksonville State*	W, 94-51
J29	Samford*	W, 85-49
F3	at UT Martin*	W, 79-56
F5	at Murray State*	W, 60-40
F8	at Eastern Illinois*	W, 71-56
F12	Tennessee State*	W, 74-54
F17	at Eastern Kentucky*	L, 62-66
F19	at Morehead State*	W, 82-70
2-24	Murray State*	W, 86-69
2-26	UT Martin*	W, 76-63
OVC Tournament		
M1	vs. Samford	W, 47-45
M4	vs. Tennessee Tech	W, 71-68
M5	vs. Eastern Kentucky	L, 73-84 ^{OT}
* = Ohio Valley Conference Game		
# = Healthpoint Plaza		
Thanksgiving Classic		
@ = Waikiki Beach Marriott		
Invitational		

2005-06

0-9, 0-4 OVC<

N18	at Texas Tech	L, 56-85
N22	Arkansas Monticello	W, 67-38
N25	vs. Wisconsin-Milwaukee #	L, 87-90
N26	vs. Henderson State #	W, 79-66
N29	Southern Illinois	W, 74-63
D2	at Wisconsin-Milwaukee	L, 70-73
D8	Tennessee State*	W, 71-53
D10	Tennessee Tech*	L, 77-81
D18	at Samford*	L, 76-91
D20	at Jacksonville*	W, 83-76
D28	at East Tennessee	L, 74-81
J2	Eastern Kentucky*	W, 84-78
J5	Eastern Illinois*	L, 61-70
J7	at Murray State*	W, 72-62
J14	Austin Peay*	W, 72-54
J19	at Tennessee State*	W, 78-35
J21	at Tennessee Tech*	W, 53-46
J26	Morehead State*	W, 62-50
J28	Murray State*	W, 71-52
J30	at Austin Peay*	W, 73-57
F4	at UT Martin*	W, 67-52
F9	at Morehead State*	W, 58-43
F11	at Eastern Kentucky*	W, 87-86 ^{OT}

F16	Eastern Illinois*	W, 84-76
F18	at UT Martin*	W, 54-49
F23	Samford*	L, 53-57
F25	Jacksonville*	W, 87-72
OVC Tournament		
F28	vs. Murray State	W, 80-49
M3	vs. Samford	W, 59-52
M4	vs. Tennessee Tech	W, 71-50
NCAA Tournament		
M18	vs. Stanford	L, 42-72
* = Ohio Valley Conference Game		
# = Southeast Hospital Classic		



John Ishee

77-74 (.510) - 5 Seasons

2006-07

24-8, 16-4 OVC (First)

N11	at Tulsa	L, 54-67
N14	Central Arkansas	W, 64-60
N17	Florida State	L, 50-64
N21	Harris-Stowe	W, 101-78
D2	at Baylor	L, 47-81
D7	at Tennessee State*	W, 67-53
D9	at Tennessee Tech*	L, 58-59
D15	East Tennessee State	W, 73-68
D17	Jacksonville State*	W, 90-83
D19	Samford*	W, 70-66 ^{OT}
D22	at Buffalo	W, 61-50
D28	Martin Methodist	W, 93-53
J2	at Eastern Kentucky*	W, 64-62
J4	Eastern Illinois*	W, 77-60
J8	at Murray State*	W, 67-61
J13	at Austin Peay*	L, 60-75
J18	Tennessee State*	W, 64-46
J20	Tennessee Tech*	W, 77-52
J24	at Morehead State*	L, 58-68
J27	Murray State*	W, 66-63 ^{OT}
J29	Austin Peay*	W, 67-56
F3	at UT Martin*	L, 54-63
F8	Morehead State*	W, 84-70
F10	Eastern Kentucky*	W, 73-72
F14	at Eastern Illinois*	W, 63-42
F17	UT Martin*	W, 58-52
F22	at Samford*	W, 66-58
F24	at Jacksonville State*	W, 85-50

OVC Tournament

F28	vs. Austin Peay	W, 58-54
M2	vs. Samford	W, 57-51
M3	vs. Murray State	W, 62-60
NCAA Tournament		
M17	Oklahoma	L, 60-74
* = Ohio Valley Conference Game		

2021-22 SOUTHEAST MISSOURI WOMEN'S BASKETBALL GUIDE

YEAR-BY-YEAR



2007-08

23-9, 17-3 OVC (First)

N10	Tulsa	W, 67-45
N13	Henderson State	W, 59-58
N17	at Central Arkansas	W, 91-60
N20	Cumberland	W, 73-57
N23	vs Texas State	L, 47-80
N24	vs Northern Colorado	L, 49-60
N29	Baylor	L, 51-81
D2	at Purdue	L, 41-51
D6	Tennessee State*	L, 49-61
D8	Tennessee Tech*	W, 66-60
D18	at Samford*	W, 69-60
D20	at Jacksonville State*	W, 83-71
D29	Buffalo	W, 67-45
J5	at Eastern Illinois*	W, 55-51
J7	Murray State*	L, 68-71
J12	at Austin Peay*	W, 70-54
J17	at Tennessee State*	W, 70-51
J19	at Tennessee Tech*	W, 49-39
J24	Morehead State*	W, 66-58
J26	at Murray State*	W, 81-74
F2	UT Martin*	W, 58-51 ^{OT}
F7	at Morehead State*	W, 50-48
F9	at Eastern Kentucky*	W, 72-67
F14	Eastern Illinois*	W, 46-41
F16	at UT Martin*	W, 53-43
F20	Austin Peay*	W, 67-47
F23	Eastern Kentucky*	W, 68-52
F28	Samford*	L, 50-73
M1	Jacksonville State*	W, 85-42
OVC Tournament		
M4	Jacksonville State	W, 67-45
M7	vs. Eastern Illinois	L, 40-52
WNIT		
M20	at Evansville	L, 58-60

* = Ohio Valley Conference Game

2008-09

15-15, 10-8 OVC (t-Fifth)

N14	Missouri State	W, 67-64
N18	Central Arkansas	W, 60-41
N21	Ark Little Rock	W, 57-45
N25	at Florida State	L, 31-62
N28	Indiana State	L, 72-75
D4	Austin Peay*	L, 50-61
D6	Tennessee State*	L, 55-59
D10	Bethel College	W, 73-54
D13	at Southern Miss	L, 47-64
D20	vs. Providence \$	L, 59-67
D21	vs. Alabama State \$	L, 53-60
D29	at Missouri	L, 31-60
J3	at Tennessee Tech*	W, 56-41
J5	at Jacksonville State*	W, 82-60
J10	Eastern Illinois*	W, 58-51
J15	Morehead State*	L, 68-74
J17	Eastern Kentucky*	W, 71-54
J22	at UT Martin*	W, 62-54
J24	at Murray State*	L, 65-80
J29	Jacksonville State*	W, 57-37
J31	Tennessee Tech*	W, 61-55
F4	Harris-Stowe	W, 73-45
F7	at Eastern Illinois*	L, 53-73
F12	at Eastern Kentucky*	W, 66-56
F14	at Morehead State*	L, 54-55
F19	Murray State*	W, 69-51
F21	UT Martin*	W, 58-39
F26	at Tennessee State*	L, 54-70
F28	at Austin Peay*	L, 74-80 ^{OT}
OVC Tournament		
M3	at Tennessee State	L, 66-77

* = Ohio Valley Conference Game
\$ = Tulane DoubleTree Classic



The 2006-07 Redhawks were the first Southeast team to win the OVC regular season and Tournament titles in the same year.

2009-10

7-21, 4-14 OVC (10th)

N13	UMSL	W, 66-53
N16	Southern Miss	W, 73-63
N21	at Missouri State	L, 46-72
N24	at Indiana State	L, 28-72
N29	Green Bay	L, 50-88
D3	at Austin Peay*	L, 63-76
D5	at Tennessee State*	L, 50-54
D9	Bethel College	W, 73-60
D12	UT Arlington	L, 54-66
D19	at Central Arkansas	L, 64-72
D28	at Ark Little Rock	L, 55-87
J2	Tennessee Tech*	W, 61-56
J4	Jacksonville State*	W, 56-53
J9	at Eastern Illinois*	L, 39-67
J14	at Morehead State*	L, 37-75
J16	at Eastern Kentucky*	W, 43-41
J21	UT Martin*	L, 46-49
J23	Murray State*	L, 72-90
J28	at Jacksonville State*	W, 52-47
J30	at Tennessee Tech*	L, 56-59
F2	SIU Edwardsville	L, 57-59
F6	Eastern Illinois*	L, 41-71
F11	Eastern Kentucky*	L, 45-50

F13	Morehead State*	L, 50-65
F18	at Murray State*	L, 52-61
F20	at UT Martin*	L, 43-65
F25	Tennessee State*	L, 53-76
F27	Austin Peay*	L, 60-77

* = Ohio Valley Conference Game

2010-11

8-21, 4-14 OVC (10th)

N12	vs. Sam Houston \$	L, 51-60
N13	vs. Jackson State \$	W, 55-37
N17	Northern Iowa	L, 57-70
N19	at Louisville	L, 43-97
N23	Maryville (St. Louis)	W, 61-48
N27	at UT Arlington	L, 40-54
D2	Austin Peay*	L, 57-65
D4	Tennessee State*	W, 51-46
D7	Western Michigan	W, 60-56
D10	at Green Bay	L, 40-74
D19	at Jacksonville State*	L, 48-62
D21	at Tennessee Tech*	L, 48-62
D30	Lindenwood Belleville	W, 77-46
J2	at Notre Dame	L, 21-97
J8	Eastern Illinois*	L, 43-68
J13	Morehead State*	L, 69-85

J15	Eastern Kentucky*	W, 74-58
J19	at UT Martin*	L, 62-92
J22	at Murray State*	W, 48-44
J27	Jacksonville State*	L, 49-51
J29	Tennessee Tech*	L, 59-69
F5	at Eastern Illinois*	L, 49-74
F10	at Eastern Kentucky*	W, 64-57
F12	at Morehead State*	L, 40-89
F17	Murray State*	L, 34-54
F19	UT Martin*	L, 55-85
F21	at SIU Edwardsville	L, 51-60
F24	at Tennessee State*	L, 35-58
F26	at Austin Peay*	L, 51-71

* = Ohio Valley Conference Game
\$ = Inn at Ole Miss Classic



Ty Margenthaler

37-78 (.322) - 4 Seasons

2011-12

7-22, 4-12 OVC (10th)

N11	at NC State	L, 29-66
N13	at Saint Louis	L, 45-54
N15	at UIC	L, 54-69
N21	Ole Miss	L, 43-51
N25	at UAB !	L, 41-64
N26	vs. Samford !	L, 58-63
N29	Arkansas State	W, 56-52
D1	at Northern Iowa	L, 42-62
D3	Lindenwood	W, 66-56
D10	at Western Michigan	L, 34-67
D18	vs. Central Michigan @	L, 59-100
D19	at Wright State @	L, 53-74
D20	vs. Longwood @	W, 56-52
D28	Morehead State*	L, 57-61
D31	Murray State*	L, 75-80
J2	Jacksonville State*	W, 66-48
J7	at Eastern Kentucky*	L, 37-52
J14	Eastern Illinois*	L, 46-73
J16	SIU Edwardsville*	L, 43-58
J21	at Tennessee Tech*	L, 57-60 ^{OT}
J28	at UT Martin*	L, 47-88
J30	Austin Peay*	W, 69-60
F1	at Eastern Illinois*	L, 48-74
F4	Tennessee State*	W, 50-39
F11	at Murray State*	L, 62-63
F13	at SIU Edwardsville*	L, 48-63
F18	UT Martin*	L, 44-77
F23	at Jacksonville State*	W, 54-47
F25	at Austin Peay*	L, 84-88

* = Ohio Valley Conference Game
! = UAB Thanksgiving Classic
@ = Wright State Holiday Invitational

2-TIME OVC REGULAR-SEASON CHAMPIONS | 2-TIME OVC TOURNAMENT CHAMPIONS



2021-22 SOUTHEAST MISSOURI WOMEN'S BASKETBALL GUIDE

YEAR-BY-YEAR

2012-13

11-18, 5-11 OVC (t-9th/5th West)

N9	Wright State	W, 78-66
N12	at UMKC	L, 64-69
N14	at Kansas	L, 58-68
N19	at Arkansas State	W, 52-51
N23	at Houston!	L, 44-61
N24	vs. UT-Pan American!	W, 55-54
N29	at Missouri	L, 51-80
D1	UIC	W, 67-62
D5	at Southern Illinois	L, 57-58
D8	Western Illinois	W, 56-47
D16	at Western Kentucky	L, 46-60
D21	Missouri State	L, 55-69
D31	at Belmont*	L, 58-71
J5	Austin Peay*	W, 71-57
J7	Murray State*	W, 70-58
J9	Saint Louis*	W, 59-52
J14	at Tennessee State*	L, 58-68
J16	UT Martin*	L, 71-82
J21	Morehead State*	L, 64-70
J26	at Eastern Illinois*	L, 62-82
J28	at SIU Edwardsville*	L, 65-78
F2	Eastern Kentucky*	L, 49-53
F4	at Austin Peay*	W, 69-51
F9	Eastern Illinois*	L, 46-64
F11	SIU Edwardsville*	W, 67-62
F16	at UT Martin*	L, 61-75
F23	at Jacksonville State*	L, 57-60
F25	Tennessee Tech*	L, 51-64
M2	at Murray State*	W, 61-58

* = Ohio Valley Conference Game
! = David Jones Classic

2013-14

10-19, 6-10 OVC (t-9th/t-4th West)

N8	at Alabama A&M	W, 76-64
N11	Bradley	L, 68-72
N14	Kansas City	W, 76-74
N19	Western Kentucky	L, 75-90
N21	at Missouri	L, 57-62
N23	at Wichita State	L, 46-67
N29	vs. Arkansas ^	L, 37-88
N30	vs. New Mexico ^	L, 55-73
D4	Southern Illinois	W, 72-50
D7	at Western Illinois	L, 58-79
D10	at Saint Louis	L, 34-52
D12	Illinois-Springfield	W, 72-56
D21	at Missouri State	L, 66-77
D31	Belmont*	L, 74-81
J4	at Austin Peay*	W, 75-64
J11	Tennessee State*	L, 67-75
J13	at UT Martin*	L, 71-100
J20	at Morehead State*	L, 59-62
J25	Eastern Illinois*	W, 66-49
J27	SIU Edwardsville*	W, 79-71
F1	at Eastern Kentucky*	L, 56-75
F3	Austin Peay*	L, 74-87
F8	at Eastern Illinois*	L, 48-53
F10	at SIU Edwardsville*	W, 69-60
F15	UT Martin*	L, 70-102
F19	at Murray State*	L, 55-66
F22	Jacksonville State*	W, 59-48
F24	at Tennessee Tech*	L, 61-63
M1	Murray State*	W, 65-57


* = Ohio Valley Conference Game
^ = New Mexico Tournament

2014-15

10-19, 3-13 OVC (t-9th)

N14	Alabama A&M	W, 66-38
N17	at Missouri	L, 42-88
N21	Saint Louis	L, 56-74
N25	at Ole Miss	L, 57-58
N28	at Southern Illinois	L, 62-78
N30	at Bradley	W, 70-65
D3	Western Illinois	L, 62-79
D6	at Central Arkansas	W, 48-46
D10	at Missouri-Kansas City	W, 65-50
D13	vs. Detroit*	W, 61-51
D14	vs. Idaho*	L, 62-78
D21	Illinois-Springfield	W, 73-56
D30	William Woods	W, 77-40
J1	at Belmont*	L, 39-62
J3	at Tennessee State*	L, 55-62
J8	Morehead State*	L, 59-64
J10	Eastern Kentucky*	L, 54-57
J14	at Jacksonville State*	L, 34-70
J17	Tennessee Tech*	W, 68-66 ^{OT}
J20	SIUE*	L, 48-60
J24	at UT Martin*	L, 55-96
J31	at Austin Peay*	L, 62-70
F5	at Murray State*	L, 81-86
F7	Eastern Illinois*	W, 69-65
F11	UT Martin*	L, 60-78
F14	Murray State*	W, 88-66
F21	at Eastern Illinois*	L, 48-49
F25	at SIUE*	L, 67-78
F28	Austin Peay*	L, 67-72

* = Ohio Valley Conference Game
^ = Glass City Classic



Rekha Patterson

95-84 (.531) - Six Seasons

2015-16

15-15, 8-8 OVC (t-5th)

N14	at Saint Louis	L, 52-67
N16	Harris-Stowe	W, 78-66
N18	at Alabama A&M	W, 69-58
N20	UMKC	W, 78-65
N24	at Western Illinois	W, 89-84
N27	vs. Idaho State*	L, 64-65
N28	vs. UC Riverside*	L, 67-85
D2	at Missouri	L, 32-74
D4	at Wichita State	W, 66-62 ^{OT}
D8	at Lipscomb	W, 84-69
D13	Central Arkansas	L, 54-63
D22	Southern Illinois	L, 72-87
D30	William Woods	W, 94-58
D31	Belmont*	W, 81-74
J2	Tennessee State*	W, 75-65
J7	at Morehead State*	W, 89-79
J9	at Eastern Kentucky*	L, 55-56
J13	Jacksonville State*	W, 61-47
J16	at Tennessee Tech*	W, 60-57
J20	at SIUE*	L, 73-80
J24	UT Martin*	L, 74-84
J30	Austin Peay*	W, 71-69
F3	Murray State*	W, 96-59

F6	at Eastern Illinois*	L, 59-64
F10	at UT Martin*	L, 65-95
F13	at Murray State*	L, 61-80
F20	Eastern Illinois*	W, 82-52
F24	SIUE*	L, 75-89
F27	at Austin Peay*	L, 71-74

OVC Tournament
M3 vs. SIUE L, 76-80^{OT}
* = Ohio Valley Conference Game
^ = UTEP Thanksgiving Classic

2016-17

13-17, 7-9 OVC (t-6th)

N11	Cincinnati	L, 75-83
N14	Hannibal-LaGrange	W, 99-52
N16	Western Illinois	L, 87-100
N18	at Xavier	L, 48-54
N20	at Evansville	W, 76-74
N25	vs. Louisiana*	L, 78-82 ^{OT}
N26	vs. Alcorn State*	W, 68-50
N29	Saint Louis	L, 50-89
D4	Stephens College	W, 107-59
D6	Lipscomb	W, 79-63
D9	at Southern Illinois	L, 70-77
D16	at Memphis	L, 63-65
D19	Alabama A&M	W, 75-47
D29	Tennessee Tech*	L, 63-74
D31	Eastern Kentucky*	L, 63-74
J5	at Tennessee State*	W, 75-67
J7	at Belmont*	L, 77-89
J14	at UT Martin*	W, 82-79
J18	at SIUE*	L, 69-70
J21	Eastern Illinois*	L, 62-71
J25	Murray State*	W, 79-70
J28	at Austin Peay*	L, 74-84
F1	at Jacksonville State*	W, 65-58
F4	Morehead State*	L, 72-82
F8	SIUE*	W, 78-74
F11	at Eastern Illinois*	W, 107-65
F18	UT Martin*	L, 73-82
F22	at Murray State*	W, 80-67
F25	Austin Peay*	L, 64-74

OVC Tournament
M1 vs. Belmont L, 59-74
* = Ohio Valley Conference Game
^ = Southern Miss Thanksgiving Tournament

2017-18

14-17, 9-9 OVC (t-6th)

N10	at Louisville*	L, 40-80
N14	Missouri Valley	W, 69-34
N17	vs Saint Francis*	W, 82-50
N18	at George Mason*	L, 38-57
N22	Southern Illinois	L, 74-79
N24	Evangel&	W, 72-60
N25	Bradley&	W, 57-53
N30	at Cincinnati	L, 52-65
D5	at Western Illinois	L, 59-87
D7	at Ball State	L, 56-69
D10	at Kansas	L, 50-51
D19	Evansville	W, 74-65
D28	Belmont*	L, 57-67
D30	Tennessee State*	W, 71-66
J4	at Murray State*	W, 85-74
J6	at Austin Peay*	L, 65-66
J11	Morehead State*	L, 56-59
J13	Eastern Kentucky*	W, 69-55
J17	at SIUE*	L, 57-65
J20	at Eastern Illinois*	W, 77-54
J25	at Tennessee Tech*	W, 70-66
J27	at Jacksonville State*	L, 48-55
F1	Murray State*	W, 80-70
F3	Austin Peay*	L, 50-61
F8	at Morehead State*	L, 58-60
F10	at UT Martin*	L, 65-72
F14	Eastern Illinois*	W, 51-48
F17	SIUE*	W, 72-62
F22	at Eastern Kentucky*	W, 66-52
F24	UT Martin*	L, 68-69

OVC Tournament
F28 vs UT Martin L, 60-63
*=Ohio Valley Conference Game
^= Preseason WNIT
&= SMO Thanksgiving Classic

2018-19

13-17, 8-10 OVC (8th)

N6	at Mississippi State	L, 53-88
N10	at Bradley	L, 79-85
N14	at Southern Illinois	L, 40-60
N20	Western Illinois	W, 81-71
N24	v. North Alabama*	L, 67-80
N25	at NJIT*	W, 68-58
N29	Indiana State	L, 51-62
D4	Illinois-Springfield	W, 82-46
D8	at Evansville	W, 54-50
D17	at Memphis	L, 57-69
D29	Harris-Stowe	W, 80-65
J3	at SIUE*	W, 62-52
J5	UT Martin*	L, 73-80
J10	Austin Peay*	W, 64-54
J12	Murray State*	L, 59-64
J17	at Morehead State*	L, 54-82
J19	at Eastern Kentucky*	W, 52-42
J24	SIUE*	W, 63-58
J26	Eastern Illinois*	W, 72-57
J31	at Belmont*	L, 57-91
F2	at Tennessee State*	L, 59-62
F7	Tennessee Tech*	W, 62-53
F9	Jacksonville State*	L, 39-56
F14	at UT Martin*	L, 50-61
F16	at Eastern Illinois*	W, 80-54
F21	at Austin Peay*	L, 54-56
F23	at Murray State*	L, 74-82
F28	Tennessee State*	W, 81-57
M2	Belmont*	L, 86-92

OVC Tournament
M6 vs Belmont L, 65-74
*=Ohio Valley Conference Game
^= NJIT Tournament

2019-20

25-7, 14-4 OVC (3rd)

N05	Missouri-St. Louis	W, 70-56
N10	Evansville	W, 83-60
N13	at Arkansas State	W, 79-67
N19	at Eastern Michigan	L, 64-69
N21	at Purdue-Fort Wayne	W, 58-48
D03	at Saint Louis	L, 61-76
D07	Southern Illinois	W, 79-65
D14	at Ole Miss	W, 70-53
D17	at Western Illinois	L, 91-97
D21	at Indiana State	W, 68-58
D29	Harris-Stowe	W, 106-64
J02	at Austin Peay*	W, 79-66
J04	at Murray State*	L, 62-70
J09	Belmont*	L, 45-57
J11	Tennessee State*	W, 83-54
J116	Austin Peay*	W, 81-43
J18	Murray State*	W, 88-73
J23	at SIUE*	W, 66-56
J25	at Eastern Illinois*	W, 77-65
J30	at Morehead State*	W, 67-61
F01	at Eastern Kentucky*	W, 60-44
F06	Jacksonville State*	W, 79-52
F08	Tennessee Tech*	W, 87-72
F13	UT Martin*	W, 71-69
F15	SIUE*	W, 80-57
F20	at Jacksonville State*	L, 51-72
F22	at Tennessee Tech*	W, 72-59
F27	Eastern Illinois*	W, 72-56
F29	at UT Martin*	L, 72-78

OVC Tournament
M05 v. Tennessee Tech W, 82-81^{OT}
M06 v. Belmont W, 114-99
M07 v. UT Martin W, 67-47
*- Ohio Valley Conference Game

2021-22 SOUTHEAST MISSOURI WOMEN'S BASKETBALL GUIDE

YEAR-BY-YEAR



2020-21

15-11, 13-7 OVC (3rd)

N25	#5 LOUISVILLE	L, 53-74
D01	UHSP	W, 75-44
D06	EASTERN MICHIGAN	L, 49-63
D11	WESTERN ILLINOIS	W, 67-57
D13	at SOUTHERN ILLINOIS	L, 51-67
D18	UT MARTIN	L, 58-61
D30	at TENNESSEE TECH	W, 79-70
J02	TENNESSEE STATE	W, 84-50
J09	at TENNESSEE STATE	W, 64-45
J14	MURRAY STATE	W, 69-53
J16	AUSTIN PEAY	W, 74-61
J21	at MOREHEAD STATE	L, 57-58
J23	at EASTERN KENTUCKY	W, 61-55
J28	SIUE	W, 77-62
J30	EASTERN ILLINOIS	L, 49-51
F01	at UT MARTIN	L, 70-80
F04	TENNESSEE TECH	W, 59-55
F06	JACKSONVILLE STATE	W, 62-54
F09	at BELMONT	W, 70-66
F12	at MURRAY STATE	L, 79-81
F13	at AUSTIN PEAY	W, 73-68 OT
F18	EASTERN KENTUCKY	L, 72-82
F20	MOREHEAD STATE	W, 61-52
F25	EASTERN ILLINOIS	L, 57-65
F27	at SIUE	W, 63-52

OVC Tournament

M04 v. #6 MURRAY STATE L, 64-67

*- OhioValleyConference Game



2021-22 SOUTHEAST MISSOURI WOMEN'S BASKETBALL GUIDE

ALL-TIME SERIES HISTORY

Abilene Christian.....	1-0	Harris-Stowe.....	5-0	Morningside.....	2-0	Sul Ross.....	1-0
Alabama A&M.....	4-0	Hawaii.....	1-0	Murray State.....	36-31*	Tabor.....	1-0
Alabama at Birmingham.....	0-1	Henderson State.....	2-0*	National Louis.....	2-0	Tarleton.....	1-0
Alabama State.....	0-1	Houston.....	0-1	Nebraska-Omaha.....	2-0	Tennessee State.....	25-22*
Alaska-Anchorage.....	1-0	Idaho.....	0-1	Nevada.....	0-1	Tennessee Tech.....	23-32*
Alcorn State.....	4-1	Idaho State.....	0-1	Nevada-Las Vegas.....	0-1	Texas A&M-Corpus Christi.....	1-0
Arkansas.....	0-1	Illinois College.....	1-1*	New Mexico.....	0-1	Texas-El Paso.....	0-1
Arkansas Little-Rock.....	2-2	Illinois at Chicago.....	2-2	New Mexico State.....	0-1	Texas Pan-American.....	4-1
Arkansas Monticello.....	0-0*	Illinois-Springfield.....	3-0	Nicholls State.....	1-0	Texas Southern.....	1-0
Arkansas State.....	6-4	Indiana State.....	1-6	Norfolk State.....	1-0	Texas State.....	0-1
Augustana.....	1-0	IU-Southeast.....	1-0	Notre Dame.....	0-1	Texas Tech.....	0-1*
Austin Peay.....	27-34*	Indianapolis.....	1-0	North Alabama.....	0-1	Troy.....	0-2
Ball State.....	0-1	Jackson State.....	1-0	North Carolina Central.....	1-0	Truman State.....	14-5
Baylor.....	0-2	Jacksonville State.....	16-8*	North Carolina State.....	0-1	Tulsa.....	3-2
Belleville Area CC.....	0-1	Johnson C. Smith.....	1-0	North Central.....	0-1	UC Riverside.....	0-1
Belmont.....	6-12	Kansas.....	0-2	North Dakota State.....	0-2	UHSP.....	1-0
Bethel College.....	2-0	Kansas State.....	0-1	Northeastern Illinois.....	2-0	Union.....	1-3
Bowling Green.....	0-1	Kentucky Wesleyan.....	5-1	Northern Colorado.....	0-1	Utah.....	0-1
Bradley.....	2-2	Langston.....	0-1	Northern Illinois.....	1-2	UT Arlington.....	0-2
Brigham Young.....	0-1	Lincoln.....	18-8	Northern Iowa.....	0-3	UT Chattanooga.....	1-0
Buffalo.....	2-0	Lindenwood.....	1-0	Northern Kentucky.....	0-1	UT Martin.....	30-39*
Cal-Poly Pomona.....	1-0	Lindenwood-Belleville.....	1-0	Northwest Missouri State.....	19-10	Washburn.....	3-2
Carthage.....	2-0	Lipscomb.....	6-2*	NJIT.....	1-0	Washington State.....	0-1
Central Arkansas.....	4-3	Longwood.....	1-0	Oakland City.....	7-0*	Washington-St. Louis.....	1-0
Central Methodist.....	1-0	Louisiana.....	0-1	Ole Miss.....	1-3	West Texas State.....	1-2
Central Michigan.....	0-1	Louisiana-Lafayette.....	1-1	Oral Roberts.....	7-1	West Virginia Tech.....	1-0
Central Missouri.....	8-25	Louisiana Tech.....	0-1	Prairie View A&M.....	1-0	Western Illinois.....	8-7
Chicago State.....	3-0*	Louisville.....	0-3	Pittsburg State.....	5-0	Western Kentucky.....	0-2
Christian Brothers.....	5-6	Lyon College.....	0-0*	Providence.....	0-1	Western Michigan.....	1-1
Cincinnati.....	0-2	MacMurray.....	1-0	Purdue.....	0-1	William Baptist.....	1-0
Cleveland State.....	2-0	Mankato State.....	1-0	Purdue-Fort Wayne.....	2-1	William Woods.....	4-7
Colorado Christian.....	1-0	Martin Methodist.....	1-0	Quincy.....	5-0	Wisconsin-Green Bay.....	0-3
Colorado College.....	1-0	Maryville (St. Louis).....	1-0	Quinnipiac.....	1-0	Wisconsin-Milwaukee.....	2-6*
Cumberland.....	1-0	McKendree.....	6-0	Rhodes College.....	2-0	Wichita State.....	1-1
Danville.....	1-0	Memphis.....	0-4	Rust.....	1-1	Wright State.....	2-1
Delta State.....	3-1	Meramec.....	4-5	Saint Cloud State.....	1-0	Xavier.....	0-1
Detriot.....	1-0	Metropolitan State.....	1-0	Saint Francis.....	1-1		
East Tennessee State.....	1-2*	Middle Tennessee State.....	4-16	Saint Louis.....	8-14		
Eastern Illinois.....	28-22*	Milikin.....	2-0	Saint Mary's.....	1-0		
Eastern Kentucky.....	18-31*	Mississippi State.....	0-2	Sam Houston.....	0-1		
Eastern Michigan.....	0-2	Mississippi Valley State.....	2-1	Samford.....	7-4*		
Eastern Washington.....	0-1	Missouri.....	1-17	Southeast Louisiana.....	1-0		
Elmhurst.....	1-0	Missouri Baptist.....	8-0	SIUE.....	27-19		
Evangel.....	2-1	Missouri State.....	2-12*	Southern.....	0-1		
Evansville.....	7-3	Missouri Southern State.....	6-0	Southern Arkansas.....	1-0		
Florida International.....	2-0	Missouri Western State.....	2-0	Southern Illinois.....	7-31*		
Florida State.....	0-2	Missouri-Kansas City.....	7-3	Southern Indiana.....	11-1		
Forest Park.....	4-3	Missouri-Rolla.....	23-8	Southern Mississippi.....	1-1		
Gardner-Webb.....	1-0	Missouri-St. Louis.....	28-5	Southwest Baptist.....	10-0		
George Mason.....	0-1	Missouri Valley.....	1-0	Stanford.....	0-1*		
Greenville.....	0-1	Montana.....	0-1	Stephens College.....	1-0		
Hannibal-La Grange.....	1-0	Morehead State.....	25-22*	Stetson.....	1-0		

Ohio Valley Conference
opponents in **BOLD**

**-Denotes that Southeast Missouri vacated all wins in 2004-05 and 2005-06 season. The all-time record shows accurate record after wins were revoked. Team was cited for four season (2002-03, 2003-04, 2004-05, 2005-06).*

2021-22 SOUTHEAST MISSOURI WOMEN'S BASKETBALL GUIDE

ALL-TIME SERIES HISTORY



Abilene Christian Abilene, Texas 1-0 (H: 0-0, A: 0-0, N: 0-1)		
Date	Location	Result
Mar. 1, 1983	--	W&I
&-Won by Forfeit !-NCAA DII Tournament		
Alabama A&M Huntsville, Ala. 4-0 (H: 2-0, A: 2-0, N: 0-0)		
Date	Location	Result
Nov. 8, 2013	Huntsville, Ala.	W, 76-64
Nov. 14, 2014	Cape Girardeau, Mo.	W, 66-38
Nov. 18, 2015	Huntsville, Ala.	W, 69-58
Dec. 19, 2016	Cape Girardeau, Mo.	W, 75-47
Alabama - Birmingham (UAB) Birmingham, Ala. 0-1 (H: 0-0, A: 0-1, N: 0-0)		
Date	Location	Result
Nov. 25, 2011	Birmingham, Ala.	L, 41-64
Alabama State Montgomery, Ala. 0-1 (H: 0-0, A: 0-0, N: 0-1)		
Date	Location	Result
Dec. 21, 2008	--	L, 53-60!
!-Tulane DoubleTree Classic		
Alaska-Anchorage Anchorage, Alaska 1-0 (H: 0-0, A: 0-0, N: 1-0)		
Date	Location	Result
Mar. 8, 1986	--	W, 80-65^
^~NCAA DII Tournament		
Alcorn State Alcorn, Miss. 4-1 (H: 1-0, A: 0-0, N: 3-1)		
Date	Location	Result
Dec. 6, 1986	Oxford, Miss.	W, 73-49%
Dec. 15, 1991	Cape Girardeau, Mo.	W, 83-54
Nov. 27, 1998	--	L, 59-66\$
Dec. 31, 2003	--	W, 73-63#
Nov. 26, 2016	--	W, 68-50!
%-Ole Miss Dial Classic \$-Chateau Charles Cowgirl Classic #-UTSA Classic !-Southern Miss Thanksgiving Tournament		

Arkansas Fayetteville, Ark. 0-1 (H: 0-0, A: 0-0, N: 0-1)		
Date	Location	Result
Nov. 29, 2013	--	L, 37-88\$
\$-New Mexico Tournament		
Arkansas-Little Rock Little Rock, Ark. 2-2 (H: 1-1, A: 1-1, N: 0-0)		
Date	Location	Result
Jan. 3, 2000	Little Rock, Ark.	W, 80-78 ^{OT}
Jan. 2, 2001	Cape Girardeau, Mo.	L, 55-76
Nov. 21, 2008	Cape Girardeau, Mo.	W, 57-45
Dec. 28, 2009	Little Rock, Ark.	L, 55-87
Arkansas Monticello Monticello, Ark. 0-0 (H: 0-0, A: 0-0)		
Date	Location	Result
Nov. 22, 2005	Cape Girardeau, Mo.	W, 67-38*
Arkansas State Jonesboro, Ark. 6-4 (H: 3-1, A: 3-3, N: 0-0)		
Date	Location	Result
Nov. 10, 1979	Cape Girardeau, Mo.	L, 36-53
Nov. 15, 1980	Jonesboro, Ark.	L, 65-94
Nov. 30, 1983	Cape Girardeau, Mo.	W, 82-74
Jan. 9, 1984	Jonesboro, Ark.	L, 56-66
Dec. 3, 1984	Cape Girardeau, Mo.	W, 81-68
Feb. 3, 1986	Jonesboro, Ark.	W, 83-73
Nov. 20, 1999	Jonesboro, Ark.	L, 69-74!
Nov. 29, 2011	Cape Girardeau, Mo.	W, 56-52
Nov. 19, 2012	Jonesboro, Ark.	W, 52-51
Nov. 13, 2019	Jonesboro, Ark.	W, 79-67
!-Arkansas St. Lady Indian Invitational		
Augustana Sioux Falls, S.D. 1-0 (H: 0-0, A: 0-0, N: 1-0)		
Date	Location	Result
Dec. 29, 1982	--	W, 86-70#
#-Miami Dial Classic		
Austin Peay Clarksville, Tenn. 27-34 (H: 15-14, A: 12-18, N: 0-2)		
Date	Location	Result
Jan. 4, 1989	Clarksville, Tenn.	W, 72-58
Jan. 4, 1992	Cape Girardeau, Mo.	W, 79-72
Feb. 1, 1992	Clarksville, Tenn.	W, 69-68

Jan. 11, 1993	Clarksville, Tenn.	W, 70-63
Feb. 22, 1993	Cape Girardeau, Mo.	W, 77-45
Jan. 31, 1994	Clarksville, Tenn.	W, 76-66
Feb. 28, 1994	Cape Girardeau, Mo.	L, 69-78
Jan. 30, 1995	Cape Girardeau, Mo.	W, 88-86
Feb. 27, 1995	Clarksville, Tenn.	L, 73-82
Jan. 15, 1996	Clarksville, Tenn.	L, 60-81
Feb. 10, 1996	Cape Girardeau, Mo.	L, 50-64
Jan. 4, 1997	Clarksville, Tenn.	L, 58-86
Feb. 3, 1997	Cape Girardeau, Mo.	L, 60-77
Dec. 6, 1997	Cape Girardeau, Mo.	W, 77-76
Feb. 4, 1998	Clarksville, Tenn.	L, 58-69
Dec. 12, 1998	Clarksville, Tenn.	W, 69-55
Jan. 12, 1999	Cape Girardeau, Mo.	W, 76-56
Jan. 8, 2000	Cape Girardeau, Mo.	W, 74-72
Feb. 5, 2000	Clarksville, Tenn.	L, 71-95
Jan. 6, 2001	Clarksville, Tenn.	W, 87-80
Feb. 1, 2001	Cape Girardeau, Mo.	L, 66-67
Jan. 26, 2002	Cape Girardeau, Mo.	L, 73-77
Feb. 23, 2002	Clarksville, Tenn.	W, 80-68
Feb. 26, 2002	Clarksville, Tenn.	L, 67-76^
Jan. 25, 2003	Clarksville, Tenn.	L, 45-58
Feb. 22, 2003	Cape Girardeau, Mo.	L, 78-80
Mar. 8, 2003	Nashville, Tenn.	L, 61-85^
Jan. 8, 2004	Cape Girardeau, Mo.	L, 54-64
Jan. 24, 2004	Clarksville, Tenn.	L, 65-68
Mar. 5, 2004	Nashville, Tenn.	L, 55-72^
Jan. 6, 2005	Clarksville, Tenn.	W, 59-56*
Jan. 22, 2005	Cape Girardeau, Mo.	W, 84-52*
Jan. 14, 2006	Cape Girardeau, Mo.	W, 72-54*
Jan. 30, 2006	Clarksville, Tenn.	W, 73-57*
Jan. 13, 2007	Clarksville, Tenn.	L, 60-75
Jan. 29, 2007	Cape Girardeau, Mo.	W, 67-56
Feb. 28, 2007	Cape Girardeau, Mo.	W, 58-54^
Jan. 12, 2008	Clarksville, Tenn.	W, 70-54
Feb. 20, 2008	Cape Girardeau, Mo.	W, 67-47
Dec. 4, 2008	Cape Girardeau, Mo.	L, 50-61
Feb. 28, 2009	Clarksville, Tenn.	L, 74-80OT
Dec. 3, 2009	Clarksville, Tenn.	L, 63-76
Feb. 27, 2010	Cape Girardeau, Mo.	L, 60-77
Dec. 2, 2010	Cape Girardeau, Mo.	L, 57-65
Feb. 26, 2011	Clarksville, Tenn.	L, 51-71
Jan. 30, 2012	Cape Girardeau, Mo.	W, 69-60
Feb. 25, 2012	Clarksville, Tenn.	L, 84-88
Jan. 5, 2013	Cape Girardeau, Mo.	W, 71-57
Feb. 4, 2013	Clarksville, Tenn.	W, 69-51
Jan. 4, 2014	Clarksville, Tenn.	W, 75-64
Feb. 3, 2014	Cape Girardeau, Mo.	L, 74-87
Jan. 31, 2015	Clarksville, Tenn.	L, 62-70
Feb. 28, 2015	Cape Girardeau, Mo.	L, 67-72
Jan. 30, 2016	Cape Girardeau, Mo.	W, 71-69
Feb. 27, 2016	Clarksville, Tenn.	L, 71-74
Jan. 28, 2017	Clarksville, Tenn.	L, 74-84
Feb. 25, 2017	Cape Girardeau, Mo.	L, 64-74
Jan. 6, 2018	Clarksville, Tenn.	L, 65-66
Feb. 3, 2018	Cape Girardeau, Mo.	L, 50-61
Jan. 10, 2019	Cape Girardeau, Mo.	W, 64-54
Feb. 21, 2019	Clarksville, Tenn.	L, 54-56



2021-22 SOUTHEAST MISSOURI WOMEN'S BASKETBALL GUIDE

ALL-TIME SERIES HISTORY

Jan. 02, 2020	Clarksville, Tenn.	W, 79-66
Jan. 16, 2020	Cape Girardeau, Mo.	W, 81-43
Jan. 16, 2021	Cape Girardeau, Mo.	W, 74-61
Feb. 13, 2021	Clarksville, Tenn.	W, 73-68 OT
^~OVC Tournament		

Ball State Muncie, Ind.		
0-1		
(H: 0-0, A: 0-1, N: 0-0)		
Date	Location	Result
Dec. 7, 2017	Muncie, Ind.	L, 56-69

Baylor Waco, Texas		
0-2		
(H: 0-1, A: 0-1, N: 0-0)		
Date	Location	Result
Dec. 2, 2006	Waco, Texas	L, 47-81
Nov. 29, 2007	Cape Girardeau, Mo.	L, 51-81

Belleville Area CC Belleville, Ill.		
0-1		
(H: 0-0, A: 0-0, N: 0-0)		
Date	Location	Result
1978-1979	--	L, 58-67

Belmont Nashville, Tenn.		
6-12		
(H: 3-5, A: 2-5, N: 1-2)		
Date	Location	Result
Nov. 27, 1981	Cape Girardeau, Mo.	L, 65-66
Feb. 11, 1998	Cape Girardeau, Mo.	W, 63-61
Jan. 21, 1999	Nashville, Tenn.	L, 57-70
Feb. 16, 2000	Cape Girardeau, Mo.	W, 87-72
Dec. 9, 2000	Nashville, Tenn.	W, 81-72
Dec. 31, 2012	Nashville, Tenn.	L, 58-71
Dec. 31, 2013	Cape Girardeau, Mo.	L, 74-81
Jan. 1, 2015	Nashville, Tenn.	L, 39-62
Dec. 31, 2016	Cape Girardeau, Mo.	W, 81-74
Jan. 7, 2017	Nashville, Tenn.	L, 77-89
Mar. 1, 2017	Nashville, Tenn.	L, 59-74^
Dec. 28, 2017	Cape Girardeau, Mo.	L, 57-67
Jan. 31, 2019	Nashville, Tenn.	L, 57-91
Mar. 2, 2019	Cape Girardeau, Mo.	L, 86-92
Mar. 6, 2019	Evansville, Ind.	L, 65-74^
Jan. 9, 2020	Cape Girardeau, Mo.	L, 45-57
Mar. 6, 2020	Evansville, Ind.	W, 114-99^
Feb. 9, 2021	Nashville, Tenn.	W, 70-66
^~OVC Tournament		

Bethel College North Newton, Kan.		
2-0		
(H: 2-0, A: 0-0, N: 0-0)		
Date	Location	Result
Dec. 10, 2008	Cape Girardeau, Mo.	W, 73-54
Dec. 9, 2009	Cape Girardeau, Mo.	W, 73-60

Bowling Green State Bowling Green, Ohio		
0-1		
(H: 0-0, A: 0-0, N: 0-1)		
Date	Location	Result
Nov. 28, 2003	--	L, 60-70&
&-Texas-Corpus Christi Tournament		

Bradley Peoria, Ill.		
2-2		
(H: 1-1, A: 1-1, N: 0-0)		
Date	Location	Result
Nov. 11, 2013	Cape Girardeau, Mo.	L, 68-72
Nov. 30, 2014	Peoria, Ill.	W<, 70-65
Nov. 25, 2017	Cape Girardeau, Mo.	W, 57-53!
Nov. 11, 2018	Peoria, Ill.	L, 79-85
!-SEMO Thanksgiving Classic		

Brigham Young Provo, Utah		
0-1		
(H: 0-0, A: 0-0, N: 0-1)		
Date	Location	Result
Dec. 10, 2004	--	L, 52-62&*
&-Waikiki Beach Marriott Invitational		

Buffalo Buffalo, N.Y.		
2-0		
(H: 1-0, A: 1-0, N: 0-0)		
Date	Location	Result
Dec. 22, 2006	Buffalo, NY	W, 61-50
Dec. 29, 2007	Cape Girardeau, Mo.	W, 67-45

Cal Poly Pomona Pomona, Calif.		
1-0		
(H: 0-0, A: 0-0, N: 1-0)		
Date	Location	Result
Mar. 15, 1991	--	W, 82-52^
^~NCAA DII Tournament		

Carthage Kenosha, Wis.		
2-0		
(H: 0-0, A: 0-0, N: 2-0)		
Date	Location	Result
Jan. 8, 1981	Dekalb, Ill.	W, 67-55%

Jan. 14, 1982	Dekalb, Ill.	W, 75-56%
%~NIU Tournament (Dekalb, Ill.)		

Central Arkansas Conway, Ark.		
4-3		
(H: 2-1, A: 2-2, N: 0-0)		
Date	Location	Result
Jan. 3, 1987	Conway, Ark.	L, 64-65
Nov. 14, 2006	Cape Girardeau, Mo.	W, 64-60
Nov. 17, 2007	Conway, Ark.	W, 91-60
Nov. 18, 2008	Cape Girardeau, Mo.	W, 60-41
Dec. 19, 2009	Conway, Ark.	L, 64-72
Dec. 6, 2014	Conway, Ark.	W, 48-46
Dec. 13, 2015	Cape Girardeau, Mo.	L, 54-63

Central Methodist Fayette, Mo.		
1-0		
(H: 0-0, A: 1-0, N: 0-0)		
Date	Location	Result
Nov. 27, 1978	Fayette, Mo.	W, 82-48

Central Michigan Mount Pleasant, Mich.		
0-1		
(H: 0-0, A: 0-0, N: 0-1)		
Date	Location	Result
Dec. 18, 2011	--	L, 59-100@
@~Wright State Holiday Invitational		

Central Missouri Warrensburg, Mo.		
8-25		
(H: 3-6, A: 2-7, N: 3-12)		
Date	Location	Result
1975-1976	--	L, 16-107
1976-1977	--	L, 42-105
Dec. 10, 1977	Warrensburg, Mo.	L, 37-111
Dec. 8, 1978	Cape Girardeau, Mo.	L, 41-82
Jan. 22, 1983	Cape Girardeau, Mo.	L, 85-93
Feb. 12, 1983	Warrensburg, Mo.	W, 46-70
Mar. 3, 1983	--	L, 50-71!
Jan. 21, 1984	Warrensburg, Mo.	W, 80-64
Feb. 11, 1984	Cape Girardeau, Mo.	L, 82-83
Mar. 3, 1984	--	L, 65-88^
Jan. 19, 1985	Cape Girardeau, Mo.	L, 62-68
Feb. 16, 1985	Warrensburg, Mo.	L, 71-84
Mar. 1, 1985	--	L, 67-72^
Jan. 18, 1986	Warrensburg, Mo.	L, 78-96
Feb. 15, 1986	Cape Girardeau, Mo.	W, 79-65
Mar. 1, 1986	--	L, 69-77
Mar. 11, 1986	--	L, 64-65!
Jan. 17, 1987	Cape Girardeau, Mo.	W, 70-65
Feb. 14, 1987	Warrensburg, Mo.	L, 51-72
Feb. 28, 1987	--	W, 78-55^
Mar. 7, 1987	--	L, 62-64!
Jan. 23, 1988	Cape Girardeau, Mo.	W, 92-85 ^{OT}
Feb. 20, 1988	Warrensburg, Mo.	L, 59-72

2021-22 SOUTHEAST MISSOURI WOMEN'S BASKETBALL GUIDE

ALL-TIME SERIES HISTORY



Mar. 5, 1988	--	L, 68-80^
Jan. 21, 1989	Warrensburg, Mo.	L, 78-84
Feb. 18, 1989	Cape Girardeau, Mo.	L, 65-72
Mar. 4, 1989	--	L, 64-68^
Jan. 13, 1990	Warrensburg, Mo.	L, 64-74
Mar. 3, 1990	--	L, 60-72^
Mar. 5, 1990	--	L, 68-79!
Jan. 12, 1991	Cape Girardeau, Mo.	L, 56-62
Mar. 2, 1991	--	W, 85-83^
Mar. 8, 1991	--	W, 80-65!

^MIAA Tournament
!-NCAA Division II Tournament

Chicago State Chicago, Ill.

3-0

(H: 2-0, A: 1-0, N: 0-0)

Date	Location	Result
Dec. 29, 1979	Cape Girardeau, Mo.	W, 84-53
Dec. 12, 1991	Cape Girardeau, Mo.	W, 64-48
Dec. 4, 1992	Chicago, Ill.	W, 69-58
Dec. 30, 2004	Cape Girardeau, Mo.	W, 61-44*

Christian Brothers Memphis, Tenn.

5-6

(H: 3-2, A: 2-4, N: 0-0)

Date	Location	Result
Jan. 13, 1978	Cape Girardeau, Mo.	L, 50-57
Jan. 26, 1979	Memphis, Tenn.	W, 61-55
Dec. 1, 1979	Memphis, Tenn.	L, 93-103
Jan. 24, 1981	Memphis, Tenn.	L, 73-79
Nov. 19, 1981	Cape Girardeau, Mo.	W, 64-60
Feb. 6, 1982	Memphis, Tenn.	L, 63-68
Nov. 30, 1982	Cape Girardeau, Mo.	W, 60-57
Jan. 8, 1983	Memphis, Tenn.	L, 58-69
Dec. 11, 1987	Memphis, Tenn.	W, 67-38
Nov. 25, 1996	Cape Girardeau, Mo.	L, 57-73
Nov. 14, 1998	Cape Girardeau, Mo.	W, 94-51

Cincinnati Cincinnati, Ohio

0-2

(H: 0-1, A: 0-1, N: 0-0)

Date	Location	Result
Nov. 11, 2016	Cape Girardeau, Mo.	L, 75-83
Nov. 30, 2017	Cincinnati, Ohio	L, 52-65

Cleveland State Cleveland, Ohio

2-0

(H: 1-0, A: 1-0, N: 0-0)

Date	Location	Result
Nov. 29, 1993	Cape Girardeau, Mo.	W, 76-57
Dec. 10, 1994	Cleveland, Ohio	W, 71-67

Colorado Christian Lakewood, Colo.

1-0

(H: 0-0, A: 1-0, N: 0-0)

Date	Location	Result
Jan. 8, 1988	Lakewood, Colo.	W, 79-29

Colorado College Colorado Springs, Colo.

1-0

(H: 0-0, A: 1-0, N: 0-0)

Date	Location	Result
Jan. 5, 1988	Colorado Springs, Colo.	W, 74-66

Cumberland Lebanon, Tenn.

1-0

(H: 1-0, A: 0-0, N: 0-0)

Date	Location	Result
Nov. 20, 2007	Cape Girardeau, Mo.	W, 73-57

Danville Area CC Danville, Ill.

1-0

(H: 0-0, A: 0-0, N: 1-0)

Date	Location	Result
1976-77	--	W, 42-40!

Delta State Cleveland, Miss.

3-1

(H: 2-0, A: 1-1, N: 0-0)

Date	Location	Result
Nov. 19, 1988	Cleveland, Ms.	L, 55-74
Dec. 5, 1988	Cape Girardeau, Mo.	W, 65-59
Nov. 16, 1990	Cape Girardeau, Mo.	W, 90-73
Dec. 8, 1990	Cleveland, Ms.	W, 74-73

Detroit Mercy Detroit, Mich.

1-0

(H: 0-0, A: 0-0, N: 1-0)

Date	Location	Result
Dec. 13, 2014	--	W, 61-51\$

\$-Glass City Classic

East Tennessee State Johnson City, Tenn.

1-2

(H: 1-1, A: 0-1, N: 0-0)

Date	Location	Result
Dec. 7, 1996	Cape Girardeau, Mo.	L, 58-61@
Dec. 28, 2005	Johnson City, Tenn.	L, 74-81*
Dec. 15, 2006	Cape Girardeau, Mo.	W, 73-68

@-Otahkian Shootout

Eastern Illinois Charleston, Ill.

28-22

(H: 16-8, A: 12-12, N: 0-2)

Date	Location	Result
Nov. 24, 1978	Fulton, Mo.	L, 50-56#
Jan. 22, 1982	Charleston, Ill.	L, 66-81\$
Jan. 25, 1997	Cape Girardeau, Mo.	L, 70-77
Feb. 22, 1997	Charleston, Ill.	L, 54-89
Jan. 24, 1998	Cape Girardeau, Mo.	W, 48-41
Feb. 21, 1998	Charleston, Ill.	L, 54-72
Jan. 23, 1999	Charleston, Ill.	W, 75-64
Feb. 20, 1999	Cape Girardeau, Mo.	W, 101-86
Jan. 22, 2000	Cape Girardeau, Mo.	W, 83-70
Feb. 19, 2000	Charleston, Ill.	W, 89-75
Jan. 20, 2001	Charleston, Ill.	W, 77-71
Feb. 17, 2001	Cape Girardeau, Mo.	L, 47-70
Jan. 5, 2002	Charleston, Ill.	W, 77-68
Feb. 18, 2002	Cape Girardeau, Mo.	W, 79-51
Jan. 4, 2003	Cape Girardeau, Mo.	W, 74-59
Jan. 30, 2003	Charleston, Ill.	W, 82-64
Mar. 4, 2003	Cape Girardeau, Mo.	W, 79-76^
Jan. 13, 2004	Charleston, Ill.	W, 79-66
Feb. 10, 2004	Cape Girardeau, Mo.	W, 77-76
Jan. 11, 2005	Cape Girardeau, Mo.	W, 87-70*
Feb. 8, 2005	Charleston, Ill.	W, 71-56*
Jan. 5, 2006	Cape Girardeau, Mo.	L, 61-70*
Feb. 18, 2006	Cape Girardeau, Mo.	W, 84-76*
Jan. 4, 2007	Cape Girardeau, Mo.	W, 77-60
Feb. 14, 2007	Charleston, Ill.	W, 63-42
Jan. 5, 2008	Charleston, Ill.	W, 55-51
Feb. 14, 2008	Cape Girardeau, Mo.	W, 46-41
Mar. 7, 2008	Nashville, Tenn.	L, 40-52^
Jan. 10, 2009	Cape Girardeau, Mo.	W, 58-51
Feb. 7, 2009	Charleston, Ill.	L, 53-73
Jan. 9, 2010	Cape Girardeau, Mo.	L, 39-67
Feb. 6, 2010	Charleston, Ill.	L, 41-71
Jan. 8, 2011	Cape Girardeau, Mo.	L, 43-68
Feb. 5, 2011	Charleston, Ill.	L, 49-74
Jan. 14, 2012	Cape Girardeau, Mo.	L, 46-73
Feb. 1, 2012	Charleston, Ill.	L, 48-74
Jan. 26, 2013	Charleston, Ill.	L, 62-82
Feb. 9, 2013	Cape Girardeau, Mo.	L, 46-64
Jan. 25, 2014	Cape Girardeau, Mo.	W, 66-49
Feb. 8, 2014	Charleston, Ill.	L, 48-53
Feb. 7, 2015	Cape Girardeau, Mo.	W, 69-65
Feb. 21, 2015	Charleston, Ill.	L, 48-49
Feb. 6, 2016	Charleston, Ill.	L, 59-64
Feb. 20, 2016	Cape Girardeau, Mo.	W, 82-52
Jan. 21, 2017	Cape Girardeau, Mo.	L, 62-71
Feb. 11, 2017	Charleston, Ill.	W, 107-65
Jan. 20, 2018	Charleston, Ill.	W, 77-54
Feb. 14, 2018	Cape Girardeau, Mo.	W, 51-48
Jan. 26, 2019	Cape Girardeau, Mo.	W, 72-57
Feb. 16, 2019	Charleston, Ill.	W, 80-54
Jan. 25, 2020	Charleston, Ill.	W, 77-65
Feb. 27, 2020	Cape Girardeau, Mo.	W, 72-56



2021-22 SOUTHEAST MISSOURI WOMEN'S BASKETBALL GUIDE

ALL-TIME SERIES HISTORY

Jan. 30, 2021 Cape Girardeau, Mo. L, 49-51
Feb. 25, 2021 Charleston, Ill. L, 57-65
^~OVC Tournament
#-Woods Owl Classic
\$-EIU Tournament

Eastern Kentucky
Richmond, Ky.

18-31
(H: 9-14, A: 9-16, N: 0-0)

Date	Location	Result
Dec. 1, 1984	Richmond, Ky.	L, 64-70
Jan. 20, 1992	Cape Girardeau, Mo.	L, 57-79
Feb. 15, 1992	Richmond, Ky.	L, 59-78
Jan. 25, 1993	Cape Girardeau, Mo.	L, 60-66
Feb. 15, 1993	Richmond, Ky.	L, 58-65
Jan. 8, 1994	Richmond, Ky.	L, 58-74
Feb. 7, 1994	Cape Girardeau, Mo.	L, 67-83
Jan. 7, 1995	Cape Girardeau, Mo.	L, 79-86
Feb. 5, 1995	Richmond, Ky.	L, 71-78
Jan. 6, 1996	Richmond, Ky.	L, 73-79
Feb. 5, 1996	Cape Girardeau, Mo.	W, 90-82
Jan. 11, 1997	Cape Girardeau, Mo.	L, 55-71
Feb. 9, 1997	Richmond, Ky.	L, 44-81
Jan. 5, 1998	Richmond, Ky.	L, 58-97
Jan. 31, 1998	Cape Girardeau, Mo.	L, 77-86
Feb. 24, 1998	--	L, 75-92^
Jan. 2, 1999	Cape Girardeau, Mo.	W, 101-93 ^{20T}
Jan. 25, 1999	Richmond, Ky.	L, 61-62
Jan. 29, 2000	Cape Girardeau, Mo.	W, 87-66
Feb. 26, 2000	Richmond, Ky.	L, 86-91 ^{OT}
Jan. 29, 2001	Richmond, Ky.	L, 82-89
Feb. 22, 2001	Cape Girardeau, Mo.	L, 82-91
Jan. 10, 2002	Cape Girardeau, Mo.	L, 67-94
Feb. 9, 2002	Richmond, Ky.	L, 73-82
Jan. 13, 2003	Richmond, Ky.	L, 77-88
Feb. 8, 2003	Cape Girardeau, Mo.	L, 75-81
Feb. 19, 2004	Cape Girardeau, Mo.	W, 88-78
Feb. 17, 2005	Richmond, Ky.	L, 62-66*
Mar. 5, 2005	Nashville, Tenn.	L, 73-84 ^{20T} **
Jan. 2, 2006	Cape Girardeau, Mo.	W, 84-78*
Feb. 11, 2006	Richmond, Ky.	W, 87-86 ^{OT} *
Jan. 2, 2007	Richmond, Ky.	W, 64-62
Feb. 10, 2007	Cape Girardeau, Mo.	W, 73-72
Feb. 9, 2008	Richmond, Ky.	W, 72-67
Feb. 23, 2008	Cape Girardeau, Mo.	W, 68-52
Jan. 17, 2009	Cape Girardeau, Mo.	W, 71-54
Feb. 12, 2009	Richmond, Ky.	W, 66-56
Jan. 16, 2010	Richmond, Ky.	W, 43-41
Feb. 11, 2010	Cape Girardeau, Mo.	L, 45-50
Jan. 15, 2011	Cape Girardeau, Mo.	W, 74-58
Feb. 10, 2011	Richmond, Ky.	W, 64-57
Jan. 7, 2012	Richmond, Ky.	L, 37-52
Feb. 2, 2013	Cape Girardeau, Mo.	L, 49-53
Feb. 1, 2014	Richmond, Ky.	L, 56-75
Jan. 10, 2015	Cape Girardeau, Mo.	L, 54-57
Jan. 9, 2016	Richmond, Ky.	L, 55-56
Dec. 31, 2016	Cape Girardeau, Mo.	L, 63-74
Jan. 13, 2018	Cape Girardeau, Mo.	W, 69-55

Feb. 22, 2018 Richmond, Ky. W, 66-52
Jan. 19, 2019 Richmond, Ky. W, 52-42
Feb. 01, 2020 Richmond, Ky. W, 60-44
Jan. 23, 2021 Richmond, Ky. W, 61-55
Feb. 18, 2021 Cape Girardeau, Mo. L, 72-82
^~OVC Tournament

Eastern Michigan
Ypsilanti, Mich.
0-2

(H: 0-1, A: 0-1, N: 0-0)

Date	Location	Result
Nov. 19, 2019	Ypsilanti, Mich.	L, 64-69
Dec. 6, 2021	Cape Girardeau, Mo.	L, 49-63

Eastern Washington
Cheney, Wash.
0-1

(H: 0-0, A: 0-0, N: 0-1)

Date	Location	Result
Nov. 26, 2000--	--	L, 64-67#

Elmhurst
Elmhurst, Ill.
1-0

(H: 0-0, A: 0-0, N: 1-0)

Date	Location	Result
Jan. 7, 1980	--	W, 77-36%

%-Chicago Shootout

Evangel
Springfield, Mo.
2-1

(H: 2-0, A: 0-1, N: 0-0)

Date	Location	Result
Feb. 13, 1981	Springfield, Mo.	L, 47-66
Feb. 12, 1982	Cape Girardeau, Mo.	W, 76-48
Nov. 24, 2017	Cape Girardeau, Mo.	W, 72-60!

!-SEMO Thanksgiving Classic

Evansville
Evansville, Ind.
8-3

(H: 5-0, A: 3-2, N: 0-1)

Date	Location	Result
Jan. 28, 1981	Evansville, Ind.	W< 70-68
Feb. 16, 1982	Cape Girardeau, Mo.	W, 101-65
Dec. 8, 1982	Evansville, Ind.	L, 58-63
Feb. 8, 1984	Cape Girardeau, Mo.	W, 87-64
Nov. 26, 1991	Evansville, Ind.	L, 63-65
Jan. 3, 1994	Cape Girardeau, Mo.	W, 88-61
Mar. 20, 2008	--	L, 58-60^
Nov. 20, 2016	Evansville, Ind.	W, 76-74
Dec. 19, 2017	Cape Girardeau, Mo.	W, 74-65
Dec. 8, 2018	Evansville, Ind.	W, 54-50
Nov. 10, 2019	Cape Girardeau, Mo.	W, 83-60

^~WNIT

Florida International
Miami, Fla.
2-0

(H: 0-0, A: 0-0, N: 2-0)

Date	Location	Result
Dec. 31, 1982	--	W, 81-67#
Jan. 7, 1984	--	W, 74-61

#-Miami Dial Classic

Florida State
Tallahassee, Fla.
0-2

(H: 0-1, A: 0-1, N: 0-0)

Date	Location	Result
Nov. 17, 2006	Cape Girardeau, Mo.	L, 50-64
Nov. 25, 2008	Tallahassee, Fla.	L, 31-62

Forest Park
St. Louis, Mo.
4-3

(H: 1-0, A: 2-1, N: 0-0)

Date	Location	Result
1975-1976	--	L, 43-47
1975-76	--	L, 43-68
1976-77	--	W, 64-47
Jan. 25, 1978	St. Louis, Mo.	W+
Feb. 3, 1978	St. Louis, Mo.	W+
Feb. 14, 1978	St. Louis, Mo.	L, 49-55
Dec. 20, 1978	Cape Girardeau, Mo.	W, 71-46

++Game results not available

Gardner-Webb
Boiling Springs, N.C.
1-0

(H: 0-0, A: 0-0, N: 1-0)

Date	Location	Result
Dec. 21, 2002	--	W, 98-63

George Mason
Fairfax, Va.
0-1

(H: 0-0, A: 0-0, N: 1-0)

Date	Location	Result
Nov. 18, 2017	--	L, 38-57!

!-Preseason WNIT

Greenville
Greenville, Ill.
0-1

(H: 0-0, A: 0-1, N: 0-0)

Date	Location	Result
Feb. 14, 1979	Greenville, Ill.	L, 57-63

Hannibal-La Grange
Hannibal, Mo.
1-0

(H: 1-0, A: 0-0, N: 0-0)

Date	Location	Result
------	----------	--------

2021-22 SOUTHEAST MISSOURI WOMEN'S BASKETBALL GUIDE

ALL-TIME SERIES HISTORY



Nov. 14, 2016 Cape Girardeau, Mo. W, 99-52
Harris-Stowe
St. Louis, Mo.
5-0
(H: 5-0, A: 0-0, N: 0-0)

Date	Location	Result
Nov. 21, 2006	Cape Girardeau, Mo.	W, 101-78
Feb. 4, 2008	Cape Girardeau, Mo.	W, 73-45
Nov. 16, 2015	Cape Girardeau, Mo.	W, 78-66
Dec. 29, 2018	Cape Girardeau, Mo.	W, 80-65
Dec. 29, 2019	Cape Girardeau, Mo.	W, 106-64

Hawaii
Honolulu, Hawaii
1-0
(H: 0-0, A: 0-0, N: 1-0)

Date	Location	Result
Dec. 9, 2004	--	W, 79-69&*

&-Wakiki Beach Marriott Invitational

Henderson State
Arkadelphia, Ark.
2-0
(H: 2-0, A: 0-0, N: 0-0)

Date	Location	Result
Nov. 22, 2002	Cape Girardeau, Mo.	W, 85-55
Nov. 26, 2005	Cape Girardeau, Mo.	W, 79-66%*
Nov. 13, 2007	Cape Girardeau, Mo.	W, 59-58

%-Southeast Hospital Classic

Houston
Houston, Texas
0-1
(H: 0-0, A: 0-0, N: 0-1)

Date	Location	Result
Nov. 23, 2012	--	L, 44-61!

!-David Jones Classic

Idaho
Moscow, Idaho
0-1
(H: 0-0, A: 0-0, N: 0-1)

Date	Location	Result
Dec. 14, 2014	--	L, 62-78!

!-Glass City Classic

Idaho State
Pocatello, Idaho
0-1
(H: 0-0, A: 0-0, N: 0-1)

Date	Location	Result
Nov. 27, 2015	--	L, 64-65!

!-UTEP Thanksgiving Classic

Illinois College
Jacksonville, Ill.
1-1
(H: 0-0, A: 0-1, N: 1-0)

Date	Location	Result
Feb. 21, 1981	Jacksonville, Ill.	W, 84-47
Nov. 27, 2004	--	W, 85-62&*
Dec. 18, 2004	Chicago, Ill.	L, 76-78*

&-Healthpoint Plaza Thanksgiving Classic

Illinois at Chicago
Chicago, Ill.
2-2
(H: 1-1, A: 0-1, N: 0-0)

Date	Location	Result
Nov. 25, 1995	Cape Girardeau, Mo.	L, 45-59!
Nov. 15, 2011	Chicago, Ill.	L, 54-69
Jan. 4, 1983	--	W, 74-61
Dec. 1, 2012	Cape Girardeau, Mo.	W, 67-62

!-Otahkian Shootout

Illinois-Springfield
Springfield, Ill.
3-0
(H: 3-0, A: 0-0, N: 0-0)

Date	Location	Result
Dec. 12, 2013	Cape Girardeau, Mo.	W, 72-56
Dec. 21, 2014	Cape Girardeau, Mo.	W, 73-56
Dec. 3, 2018	Cape Girardeau, Mo.	W, 82-46

Indiana State
Terre Haute, Ind.
1-6
(H: 0-3, A: 1-2, N: 0-0)

Date	Location	Result
Nov. 21, 1998	Terre Haute, Ind.	L, 56-78
Dec. 10, 1999	Cape Girardeau, Mo.	L, 58-77
Dec. 20, 2002	--	L, 71-82
Nov. 28, 2008	Cape Girardeau, Mo.	L, 72-75
Nov. 24, 2009	Terre Haute, Ind.	L, 28-72
Nov. 29, 2018	Cape Girardeau, Mo.	L, 51-62
Dec. 21, 2019	Terre Haute, Ind.	W, 68-58

IU-Southeast
New Albany, Ind.
1-0
(H: 1-0, A: 0-0, N: 0-0)

Date	Location	Result
Nov. 3, 2017	Cape Girardeau, Mo.	W, 76-53

Indianapolis
Indianapolis, Ind.
1-0
(H: 1-0, A: 0-0, N: 0-0)

Date	Location	Result
Nov. 30, 1990	Cape Girardeau, Mo.	W, 73-57@

@-Otahkian Shootout

Jackson State
Jackson, Miss.
1-0
(H: 0-0, A: 0-0, N: 1-0)

Date	Location	Result
Nov. 13, 2010	--	W, 55-37!

!-Inn at Ole Miss Classic

Jacksonville State
Jacksonville, Ala.
17-7
(H: 10-2, A: 7-5, N: 0-0)

Date	Location	Result
Jan. 29, 2004	Jacksonville, Ala.	L, 83-95
Jan. 27, 2005	Cape Girardeau, Mo.	W, 94-51*
Dec. 20, 2005	Jacksonville, Ala.	W, 83-76*
Feb. 25, 2006	Cape Girardeau, Mo.	W, 82-72*
Dec. 17, 2006	Cape Girardeau, Mo.	W, 90-83
Feb. 24, 2007	Jacksonville, Ala.	W, 85-50
Dec. 20, 2007	Jacksonville, Ala.	W, 83-71
Mar. 1, 2008	Cape Girardeau, Mo.	W, 85-42
Mar. 4, 2008	Cape Girardeau, Mo.	W, 67-45^
Jan. 5, 2009	Jacksonville, Ala.	W, 82-60
Jan. 29, 2009	Cape Girardeau, Mo.	W, 57-37
Jan. 4, 2010	Cape Girardeau, Mo.	W, 56-53
Jan. 28, 2010	Jacksonville, Ala.	W, 52-47
Dec. 19, 2011	Jacksonville, Ala.	L, 48-62
Jan. 27, 2011	Cape Girardeau, Mo.	L, 49-51
Jan. 2, 2012	Cape Girardeau, Mo.	W, 66-48
Feb. 23, 2012	Jacksonville, Ala.	W, 54-47
Feb. 23, 2013	Jacksonville, Ala.	L, 57-60
Feb. 22, 2014	Cape Girardeau, Mo.	W, 59-48
Jan. 14, 2015	Jacksonville, Ala.	L, 34-70
Jan. 13, 2016	Cape Girardeau, Mo.	W, 61-47
Feb. 1, 2017	Jacksonville, Ala.	W, 65-58
Jan. 27, 2018	Jacksonville, Ala.	L, 48-55
Feb. 9, 2019	Cape Girardeau, Mo.	L, 39-56
Feb. 6, 2020	Cape Girardeau, Mo.	W, 79-52
Feb. 20, 2020	Jacksonville, Ala.	L, 51-72
Feb. 6, 2021	Cape Girardeau, Mo.	W, 62-54

^~OVC Tournament

Johnson C. Smith
Charlotte, N.C.
1-0
(H: 0-0, A: 1-0, N: 0-0)

Date	Location	Result
Dec. 2, 1989	Charlotte, NC	W, 78-43&

&-JC Smith Tournament

Kansas
Lawrence, Kan.
0-2
(H: 0-0, A: 0-2, N: 0-0)

Date	Location	Result
Nov. 14, 2012	Lawrence, Kan.	L, 58-68
Dec. 10, 2017	Lawrence, Kan.	L, 50-51



2021-22 SOUTHEAST MISSOURI WOMEN'S BASKETBALL GUIDE

ALL-TIME SERIES HISTORY

<p>Kansas State Manhattan, Kan. 0-1 (H: 0-0, A: 0-0, N: 0-1)</p>		
Date	Location	Result
Dec. 30, 2003	--	L, 42-78\$
\$-UTSA Classic		

<p>Kentucky Wesleyan Owensboro, Ky. 5-1 (H: 4-0, A: 1-1, N: 0-0)</p>		
Date	Location	Result
Dec. 4, 1982	Cape Girardeau, Mo.	W, 75-51
Dec. 8, 1983	Owensboro, Ky.	W, 67-49
Dec. 7, 1985	Cape Girardeau, Mo.	W, 93-39
Dec. 7, 1989	Owensboro, Ky.	L, 70-73
Dec. 30, 1989	Cape Girardeau, Mo.	W, 77-43
Dec. 1, 1993	Cape Girardeau, Mo.	W, 90-54

<p>Langston Langston, Okla. 0-1 (H: 0-1, A: 0-0, N: 0-0)</p>		
Date	Location	Result
Nov. 24, 1979	Cape Girardeau, Mo.	L, 62-77

<p>Lincoln Lincoln, Mo. 18-8 (H: 9-3, A: 8-4, N: 1-0)</p>		
Date	Location	Result
1976-1977	--	L, 52-58
Jan. 18, 1978	Cape Girardeau, Mo.	L, 54-55
Feb. 11, 1978	Lincoln, Mo.	L, 44-77
Nov. 13, 1979	Lincoln, Mo.	L, 53-61
Jan. 19, 1980	Cape Girardeau, Mo.	L, 59-60
Nov. 14, 1980	Cape Girardeau, Mo.	L, 70-82
Feb. 6, 1981	Lincoln, Mo.	L, 60-73
Dec. 1, 1981	Lincoln, Mo.	W, 78-39
Jan. 20, 1982	Cape Girardeau, Mo.	W, 82-59
Jan. 29, 1983	Cape Girardeau, Mo.	W, 81-66
Feb. 19, 1983	Lincoln, Mo.	W, 68-60
Jan. 28, 1984	Lincoln, Mo.	W, 85-68
Feb. 18, 1984	Cape Girardeau, Mo.	W, 78-58
Jan. 30, 1985	Lincoln, Mo.	L, 54-67
Feb. 20, 1985	Cape Girardeau, Mo.	W, 64-56
Jan. 29, 1986	Cape Girardeau, Mo.	W, 92-46
Feb. 19, 1986	Lincoln, Mo.	W, 90-70
Feb. 27, 1986	--	W, 96-75^
Jan. 28, 1987	Lincoln, Mo.	W, 87-48
Feb. 18, 1987	Cape Girardeau, Mo.	W, 72-49
Feb. 3, 1988	Lincoln, Mo.	W, 74-56
Feb. 24, 1988	Cape Girardeau, Mo.	W, 83-48
Feb. 1, 1989	Cape Girardeau, Mo.	W, 84-67
Feb. 22, 1989	Lincoln, Mo.	W, 92-70
Feb. 24, 1990	Cape Girardeau, Mo.	W, 91-43

<p>Feb. 23, 1991 Lincoln, Mo. ^MIAA Tournament Lindenwood St. Charles, Mo. 1-0 (H: 1-0, A: 0-0, N: 0-0)</p>		
Date	Location	Result

<p>Dec. 3, 2012 Cape Girardeau, Mo. Lindenwood-Belleville Belleville, Ill. 1-0 (H: 1-0, A: 0-0, N: 0-0)</p>		
Date	Location	Result
Dec. 30, 2010	Cape Girardeau, Mo.	W, 77-46

<p>Lipscomb Nashville, Tenn. 6-2 (H: 3-1, A: 3-1, N: 0-0)</p>		
Date	Location	Result

Date	Location	Result
Dec. 9, 1986	Cape Girardeau, Mo.	W, 70-48
Jan. 7, 1989	Nashville, Tenn.	W, 86-75
Nov. 29, 2000	Cape Girardeau, Mo.	L, 60-61
Nov. 27, 2001	Nashville, Tenn.	W, 72-58
Dec. 5, 2002	Cape Girardeau, Mo.	W, 71-50
Dec. 20, 2003	Nashville, Tenn.	L, 47-52
Dec. 8, 2015	Nashville, Tenn.	W, 84-69
Dec. 6, 2016	Cape Girardeau, Mo.	W, 79-63

<p>Longwood Farmington, Va. 1-0 (H: 0-0, A: 0-0, N: 1-0)</p>		
Date	Location	Result
Dec. 20, 2011	--	W, 56-52&
&-Wright State Holiday Invitational		

<p>Louisiana-Lafayette <i>Previously SW Louisiana</i> Lafayette, La. 1-2 (H: 1-0, A: 0-1, N: 0-1)</p>		
Date	Location	Result
Jan. 3, 1986	Lafayette, LA	L, 70-72
Nov. 25, 1994	Cape Girardeau, Mo.	W, 73-60!
Nov. 25, 2016	--	L, 78-82 ^{OT} \$
\$-Southern Miss Thanksgiving Tournament !-Otahtkian Shootout		

<p>Louisiana Tech Ruston, La. 0-1 (H: 0-0, A: 0-0, N: 0-1)</p>		
Date	Location	Result
Nov. 27, 1999	Las Vegas, NV	L, 54-96!
!-UNLV Lady Rebel Shootout		

<p>Louisville Louisville, Ky. 0-3 (H: 0-1, A: 0-2, N: 0-0)</p>		
Date	Location	Result
Nov. 19, 2010	Louisville, Ky.	L, 43-97
Nov. 10, 2017	Louisville, Ky.	L, 40-80
Nov. 25, 2020	Cape Girardeau, Mo	L, 53-74

<p>Lyon College Batesville, Ark. 0-0 (H: 0-0, A: 0-0, N: 0-0)</p>		
Date	Location	Result
Nov. 23, 2004	Cape Girardeau, Mo.	W, 105-45*

<p>MacMurray Jacksonville, Ill. 1-0 (H: 0-0, A: 1-0, N: 0-0)</p>		
Date	Location	Result
Feb. 20, 1981	Jacksonville, Ill.	W, 92-49

<p>Martin Methodist Pulaski, Tenn. 1-0 (H: 1-0, A: 0-0, N: 0-0)</p>		
Date	Location	Result
Dec. 28, 2006	Cape Girardeau, Mo.	W, 93-53

<p>Maryville (St. Louis) St. Louis, Mo. 0-0 (H: 0-0, A: 0-0)</p>		
Date	Location	Result
Nov. 23, 2010	Cape Girardeau, Mo.	W, 61-48

<p>McKendree Lebanon, Ill. 0-0 (H: 0-0, A: 0-0, N: 0-0)</p>		
Date	Location	Result
1978-1979	--	W, 85-36
Jan. 17, 1980	Cape Girardeau, Mo.	W, 93-55
Feb. 23, 1982	Cape Girardeau, Mo.	W, 77-58
Dec. 10, 1984	Cape Girardeau, Mo.	W, 85-50
Dec. 8, 1986	Cape Girardeau, Mo.	W, 89-46
Oct. 29, 2017	Cape Girardeau, Mo.	W, 61-34

<p>Memphis <i>Previously Memphis State</i> Memphis, Tenn. 0-4 (H: 0-0, A: 0-2, N: 0-0)</p>		
Date	Location	Result
1976-1977	--	L, 29-93
1976-1977	--	L, 24-109

2021-22 SOUTHEAST MISSOURI WOMEN'S BASKETBALL GUIDE

ALL-TIME SERIES HISTORY



Dec. 16, 2016 Memphis, Tenn. L, 63-65
Dec. 17, 2018 Memphis, Tenn. L, 57-69

Meramec
St. Louis, Mo.
4-5

(H: 1-0, A: 0-1, N: 0-0)

Date	Location	Result
1975-1976	--	L, 61-66
1976-1977	--	L, 51-57!
1976-1977	--	L, 55-79
Nov. 10, 1977	--	L+
Nov. 29, 1977	--	L+
Jan. 9, 1978	--	W+
Jan. 16, 1978	--	W+
1978-1979	--	W, 61-59
Feb. 13, 1979	Cape Girardeau, Mo.	W, 61-59

+-Game results not available
!-Meramec Classic

Metropolitan State
Saint Paul, Minn.
1-0

(H: 0-0, A: 1-0, N: 0-0)

Date	Location	Result
Jan. 6, 1988	Saint Paul, MN	W, 83-57

Middle Tennessee State
Murfreesboro, Tenn.
4-16

(H: 2-7, A: 2-7, N: 0-2)

Date	Location	Result
Jan. 11, 1992	Murfreesboro, Tenn.	L, 57-81
Feb. 24, 1992	Cape Girardeau, Mo.	L, 67-82
Jan. 30, 1993	Cape Girardeau, Mo.	L, 58-65
Feb. 27, 1993	Murfreesboro, Tenn.	L, 65-75
Jan. 17, 1994	Cape Girardeau, Mo.	L, 67-70
Feb. 14, 1994	Murfreesboro, Tenn.	W, 68-64
Mar. 5, 1994	--	L, 70-71^
Jan. 16, 1995	Murfreesboro, Tenn.	L, 64-73
Feb. 11, 1995	Cape Girardeau, Mo.	L, 67-78
Jan. 13, 1996	Murfreesboro, Tenn.	L, 64-78
Feb. 12, 1996	Cape Girardeau, Mo.	W, 82-81
Jan. 18, 1997	Murfreesboro, Tenn.	W, 74-73 ^{OT}
Feb. 17, 1997	Cape Girardeau, Mo.	L, 63-78
Jan. 10, 1998	Cape Girardeau, Mo.	L, 71-89
Feb. 7, 1998	Murfreesboro, Tenn.	L, 67-95
Jan. 7, 1999	Murfreesboro, Tenn.	L, 75-82
Feb. 4, 1999	Cape Girardeau, Mo.	W, 76-73
Dec. 4, 1999	Murfreesboro, Tenn.	L, 81-85 ^{OT}
Feb. 8, 2000	Cape Girardeau, Mo.	L, 58-67
Feb. 29, 2000	--	L, 57-76^

^--OVC Tournament

Milikin
Decatur, Ill.
2-0

(H: 0-1, A: 0-2, N: 0-0)

Date	Location	Result
Dec. 28, 1982	--	W, 88-59#

Dec. 9, 1985 Decatur, Ill. W, 93-67
#-Miami Dial Classic

Minnesota State - Mankato
Mankato, Minn.
1-0

(H: 0-0, A: 0-0, N: 1-0)

Date	Location	Result
Dec. 2, 1988	Highland Hts., Ky.	W, 70-46#

#-Perkins NKU Classic

Mississippi State
Starkville, Miss.
0-2

(H: 0-0, A: 0-2, N: 0-0)

Date	Location	Result
Dec. 11, 1982	Starkville, Miss.	L, 44-77
Nov. 6, 2018	Starkville, Miss.	L, 53-88

Mississippi Valley State
Bena, Miss.
2-1

(H: 1-0, A: 0-1, N: 1-0)

Date	Location	Result
Nov. 19, 1999	Jonesboro, Ark.	W, 77-42!
Dec. 4, 2000	Itta Bena, Miss.	L, 63-69 ^{OT}
Dec. 30, 2000	Cape Girardeau, Mo.	W, 78-44

!-Arkansas State Lady Indian Invitational

Missouri
Columbia, Mo.
1-17

(H: 1-4, A: 0-12, N: 0-1)

Date	Location	Result
1975-76	Columbia, Mo.	L, 44-95
1976-77	Cape Girardeau, Mo.	L, 39-97
1976-77	Columbia, Mo.	L, 55-89
Nov. 28, 1978	Columbia, Mo.	L, 36-101
Nov. 22, 1991	Cape Girardeau, Mo.	L, 57-68
Dec. 31, 1991	Columbia, Mo.	L, 50-58
Dec. 11, 1993	Columbia, Mo.	L, 60-89
Dec. 7, 1994	Cape Girardeau, Mo.	L, 58-69
Dec. 9, 1995	Columbia, Mo.	L, 62-75
Dec. 2, 1996	Cape Girardeau, Mo.	L, 65-103
Nov. 20, 1997	Columbia, Mo.	L, 53-76
Nov. 24, 1998	Cape Girardeau, Mo.	W, 90-71
Dec. 1, 2001	Edinburg, Texas	L, 62-80#
Dec. 29, 2008	Columbia, Mo.	L, 31-60
Nov. 29, 2012	Columbia, Mo.	L, 51-80
Nov. 21, 2013	Columbia, Mo.	L, 57-62
Nov. 17, 2014	Columbia, Mo.	L, 42-88
Dec. 2, 2015	Columbia, Mo.	L, 32-74

#-Texas-Pan American Classic

Missouri Baptist
St. Louis, Mo.
8-0

(H: 6-0, A: 2-0, N: 0-0)

Date	Location	Result
Dec. 8, 1987	Cape Girardeau, Mo.	W, 106-57

Nov. 23, 1988 Creve Coeur, Mo. W, 97-50
Nov. 17, 1989 Cape Girardeau, Mo. W, 94-65
Dec. 29, 1990 Creve Coeur, Mo. W, 86-54
Jan. 2, 2002 Cape Girardeau, Mo. W, 70-53
Feb. 4, 1991 Cape Girardeau, Mo. W, 94-44
Jan. 6, 1992 Cape Girardeau, Mo. W, 81-42
Nov. 17, 2000 Cape Girardeau, Mo. W, 83-53

Missouri State
Springfield, Mo.
2-12

(H: 2-5, A: 0-5, N: 0-0)

Date	Location	Result
1975-1976	--	L, 44-95
1976-1977	--	L, 38-93
Jan. 28, 1978	Cape Girardeau, Mo.	L, 49-73
Nov. 18, 1978	Springfield, Mo.	L, 67-69
Feb. 1, 1980	Cape Girardeau, Mo.	L, 54-63
Nov. 18, 1980	Cape Girardeau, Mo.	L, 69-84
Jan. 29, 1982	Cape Girardeau, Mo.	W, 84-68
Nov. 26, 2002	Springfield, Mo.	L, 76-85*
Dec. 23, 2003	Springfield, Mo.	L, 59-87*
Dec. 22, 2004	Cape Girardeau, Mo.	L, 64-73*
Nov. 14, 2008	Cape Girardeau, Mo.	W, 67-64
Nov. 21, 2009	Springfield, Mo.	L, 46-72
Dec. 21, 2012	Cape Girardeau, Mo.	L, 55-69
Dec. 21, 2013	Springfield, Mo.	L, 66-77

Missouri Southern State
Joplin, Mo.
6-0

(H: 2-0, A: 3-0, N: 1-0)

Date	Location	Result
Nov. 26, 1978	--	W, 73-66#
Dec. 11, 1981	Joplin, Mo.	W, 75-70
Jan. 17, 1990	Cape Girardeau, Mo.	W, 98-55
Feb. 7, 1990	Joplin, Mo.	W, 80-62
Jan. 16, 1991	Joplin, Mo.	W, 64-51
Feb. 6, 1991	Cape Girardeau, Mo.	W, 68-60

#-Woods Owl Classic

Missouri Western State
Saint Joseph, Mo.
2-0

(H: 1-0, A: 0-0, N: 0-0)

Date	Location	Result
Jan. 20, 1990	St. Joseph, Mo.	W, 71-58
Jan. 19, 1991	Cape Girardeau, Mo.	W, 78-61

Missouri-Kansas City
Kansas City, Mo.
7-3

(H: 4-1, A: 3-2)

Date	Location	Result
Dec. 3, 1991	Kansas City, Mo.	L, 51-70
Feb. 6, 1993	Cape Girardeau, Mo.	L, 50-75
Feb. 21, 1994	Kansas City, Mo.	W, 84-64
Nov. 28, 1994	Cape Girardeau, Mo.	W, 63-58
Nov. 23, 1999	Cape Girardeau, Mo.	W, 70-71^

2-TIME OVC REGULAR-SEASON CHAMPIONS | 2-TIME OVC TOURNAMENT CHAMPIONS



2021-22 SOUTHEAST MISSOURI WOMEN'S BASKETBALL GUIDE

ALL-TIME SERIES HISTORY

Nov. 21, 2000	Kansas City, Mo.	W, 65-48
Nov. 12, 2012	Kansas City, Mo.	L, 64-69
Nov. 14, 2013	Cape Girardeau, Mo.	W, 76-74
Dec. 10, 2014	Kansas City, Mo.	W, 65-50
Nov. 20, 2015	Cape Girardeau, Mo.	W, 78-65

^UMKC forfeit due to using ineligible players.

Missouri-Rolla Rolla, Mo.

23-8

(H: 11-4, A: 9-4, N: 0-0)

Date	Location	Result
Dec. 3, 1977	Cape Girardeau, Mo.	L, 41-99
Dec. 9, 1977	Rolla, Mo.	L+
Dec. 1, 1978	Cape Girardeau, Mo.	L, 49-58
Feb. 2, 1979	Rolla, Mo.	L, 50-71
Nov. 20, 1979	Rolla, Mo.	L, 60-69
Jan. 28, 1980	Cape Girardeau, Mo.	L, 49-71
Nov. 24, 1980	Cape Girardeau, Mo.	W, 60-57
Feb. 9, 1981	Cape Girardeau, Mo.	L, 56-57
Nov. 28, 1981	--	W, 83-68&
Dec. 4, 1981	Rolla, Mo.	W, 73-64
Feb. 13, 1982	Cape Girardeau, Mo.	W, 84-62
Jan. 26, 1983	Rolla, Mo.	W, 87-54
Feb. 16, 1983	Cape Girardeau, Mo.	W, 80-44
Jan. 25, 1984	Cape Girardeau, Mo.	W, 78-41
Feb. 15, 1984	Rolla, Mo.	W, 90-63
Jan. 9, 1985	Cape Girardeau, Mo.	W, 89-41
Feb. 2, 1985	Rolla, Mo.	L, 69-72
Jan. 8, 1986	Rolla, Mo.	W, 87-69
Feb. 1, 1986	Cape Girardeau, Mo.	W, 90-41
Jan. 7, 1987	Cape Girardeau, Mo.	W, 73-72
Jan. 31, 1987	Rolla, Mo.	W, 71-67
Feb. 26, 1987	--	W, 76-64^
Jan. 13, 1988	Rolla, Mo.	W, 72-40
Feb. 6, 1988	Cape Girardeau, Mo.	W, 60-47
Jan. 11, 1989	Cape Girardeau, Mo.	W, 86-73
Feb. 4, 1989	Rolla, Mo.	W, 63-54
Mar. 2, 1989	--	W, 68-53^
Feb. 3, 1990	Rolla, Mo.	W, 75-58
Feb. 21, 1990	Cape Girardeau, Mo.	W, 73-53
Feb. 2, 1991	Cape Girardeau, Mo.	W, 71-56
Feb. 20, 1991	Rolla, Mo.	W, 64-52

^MIAA Tournament

&-UMSL Tourn. (St. Louis, Mo.)

+ -Game Results not available

Missouri-Saint Louis St. Louis, Mo.

28-5

(H: 17-0, A: 11-3, N: 0-0)

Date	Location	Result
1975-1976	--	L, 31-71
1976-1977	--	L, 34-70
Jan. 31, 1978	St. Louis, Mo.	W, 63-46
Jan. 23, 1979	Cape Girardeau, Mo.	W, 67-58
Jan. 21, 1980	Cape Girardeau, Mo.	W, 56-53
Jan. 30, 1980	St. Louis, Mo.	L, 35-60
Jan. 21, 1981	Cape Girardeau, Mo.	W, 83-66

Feb. 18, 1981	St. Louis, Mo.	L, 47-70
Nov. 29, 1981	St. Louis, Mo.	L, 69-72!
Dec. 9, 1981	St. Louis, Mo.	W, 80-63
Feb. 3, 1982	Cape Girardeau, Mo.	W, 70-63
Feb. 25, 1982	Cape Girardeau, Mo.	W, 56-45
Jan. 12, 1983	St. Louis, Mo.	W, 74-61
Feb. 26, 1983	Cape Girardeau, Mo.	W, 96-60
Jan. 11, 1984	Cape Girardeau, Mo.	W, 90-61
Feb. 25, 1984	St. Louis, Mo.	W, 83-66
Jan. 23, 1985	Cape Girardeau, Mo.	W, 69-59
Feb. 13, 1985	St. Louis, Mo.	W, 69-64
Jan. 22, 1986	St. Louis, Mo.	W, 70-66
Feb. 12, 1986	Cape Girardeau, Mo.	W, 84-56
Jan. 21, 1987	Cape Girardeau, Mo.	W, 75-50
Feb. 11, 1987	St. Louis, Mo.	W, 72-55
Jan. 27, 1988	St. Louis, Mo.	W, 70-64 ^{OT}
Feb. 17, 1988	Cape Girardeau, Mo.	W, 77-44
Jan. 25, 1989	Cape Girardeau, Mo.	W, 80-60
Feb. 15, 1989	St. Louis, Mo.	W, 76-52
Jan. 10, 1990	Cape Girardeau, Mo.	W, 89-63
Jan. 31, 1990	St. Louis, Mo.	W, 87-53
Jan. 9, 1991	St. Louis, Mo.	W, 91-67
Jan. 30, 1991	Cape Girardeau, Mo.	W, 78-38
Dec. 8, 1992	Cape Girardeau, Mo.	W, 81-58
Nov. 13, 2009	Cape Girardeau, Mo.	W, 66-53
Nov. 5, 2019	Cape Girardeau, Mo.	W, 70-56

!-UMSL Tourn. (St. Louis, Mo.)

Missouri Valley Marshall, Mo.

1-0

(H: 1-0, A: 0-0, N: 0-0)

Date	Location	Result
Nov. 14, 2017	Cape Girardeau, Mo.	W, 69-34

Montana Missoula, Mont.

0-1

(H: 0-0, A: 0-0, N: 0-1)

Date	Location	Result
Nov. 16, 2001	--	L, 63-78\$

\$-Lady Tiger Tournament

Morehead State Morehead, Ky.

25-22

(H: 15-9, A: 11-12)

Date	Location	Result
Mar. 10, 1982	--	W, 60-46^
Jan. 18, 1992	Cape Girardeau, Mo.	W, 85-84
Feb. 17, 1992	Morehead, Ky.	W, 70-69
Jan. 23, 1993	Cape Girardeau, Mo.	W, 80-75
Feb. 13, 1993	Morehead, Ky.	W, 74-62
Jan. 10, 1994	Morehead, Ky.	L, 73-80
Feb. 5, 1994	Cape Girardeau, Mo.	W, 72-54
Jan. 9, 1995	Cape Girardeau, Mo.	W, 81-78
Feb. 4, 1995	Morehead, Ky.	W, 87-69
Jan. 8, 1996	Morehead, Ky.	L, 83-95
Feb. 3, 1996	Cape Girardeau, Mo.	W, 84-79

Jan. 13, 1997	Cape Girardeau, Mo.	W, 75-72
Feb. 8, 1997	Morehead, Ky.	L, 68-83
Jan. 3, 1998	Morehead, Ky.	L, 95-98 ^{OT}
Feb. 2, 1998	Cape Girardeau, Mo.	W, 82-74 ^{OT}
Jan. 4, 1999	Cape Girardeau, Mo.	W, 65-58
Jan. 30, 1999	Morehead, Ky.	W, 104-70
Jan. 27, 2000	Cape Girardeau, Mo.	W, 85-62
Feb. 24, 2000	Morehead, Ky.	W, 82-76
Jan. 27, 2001	Morehead, Ky.	W, 67-66
Feb. 24, 2001	Cape Girardeau, Mo.	W, 81-61
Jan. 12, 2002	Cape Girardeau, Mo.	L, 70-79
Feb. 7, 2002	Morehead, Ky.	L, 72-79
Jan. 11, 2003	Morehead, Ky.	W, 83-63
Feb. 10, 2003	Cape Girardeau, Mo.	W, 78-64
Feb. 21, 2004	Cape Girardeau, Mo.	W, 88-62
Feb. 19, 2005	Morehead, Ky.	W, 82-70*
Jan. 26, 2006	Cape Girardeau, Mo.	W, 62-50*
Feb. 9, 2006	Morehead, Ky.	W, 58-43*
Jan. 24, 2007	Morehead, Ky.	L, 58-68
Feb. 8, 2007	Cape Girardeau, Mo.	W, 84-70
Jan. 24, 2008	Cape Girardeau, Mo.	W, 66-58
Feb. 7, 2008	Morehead, Ky.	W, 50-48
Jan. 15, 2009	Cape Girardeau, Mo.	L, 68-74
Feb. 14, 2009	Morehead, Ky.	L, 54-55
Jan. 14, 2010	Morehead, Ky.	L, 37-75
Feb. 13, 2010	Cape Girardeau, Mo.	L, 50-65
Jan. 13, 2011	Cape Girardeau, Mo.	L, 69-85
Feb. 12, 2011	Morehead, Ky.	L, 40-89
Dec. 28, 2011	Cape Girardeau, Mo.	L, 57-61
Jan. 21, 2013	Cape Girardeau, Mo.	L, 64-70
Jan. 20, 2014	Morehead, Ky.	L, 59-62
Jan. 8, 2015	Cape Girardeau, Mo.	L, 59-64
Jan. 7, 2016	Morehead, Ky.	W, 89-79
Feb. 4, 2017	Cape Girardeau, Mo.	L, 72-82
Jan. 11, 2018	Cape Girardeau, Mo.	L, 56-59
Feb. 8, 2018	Morehead, Ky.	L, 58-60
Jan. 17, 2019	Morehead, Ky.	L, 54-82
Jan. 30, 2020	Morehead, Ky.	W, 67-61
Jan. 21, 2021	Morehead, Ky.	L, 57-58
Feb. 20, 2021	Cape Girardeau, Mo.	W, 61-52

*-AIAW DII Tournament

Morningside Sioux City, Iowa

2-0

(H: 0-0, A: 0-0, N: 1-0)

Date	Location	Result
Nov. 25, 1983	--	W, 71-60
Nov. 29, 1985	Omaha, Neb.	W, 97-64#

#-Nebraska-Omaha Tournament

Murray State Murray, Ky.

36-31

(H: 23-11, A: 12-19, N: 1-1)

Date	Location	Result
1976-77	Murray, Ky.	L, 47-105
1976-77	Cape Girardeau, Mo.	L, 38-63
Dec. 4, 1984	Murray, Ky.	L, 64-74

2021-22 SOUTHEAST MISSOURI WOMEN'S BASKETBALL GUIDE

ALL-TIME SERIES HISTORY



Jan. 16, 1985	Cape Girardeau, Mo.	L, 64-66
Nov. 28, 1989	Murray, Ky.	L, 68-72
Nov. 26, 1990	Cape Girardeau, Mo.	W, 76-56
Jan. 13, 1992	Murray, Ky.	W, 74-73
Feb. 22, 1992	Cape Girardeau, Mo.	W, 78-60
Jan. 16, 1993	Cape Girardeau, Mo.	W, 70-67
Feb. 8, 1993	Murray, Ky.	W, 86-72
Feb. 2, 1994	Murray, Ky.	W, 70-61
Feb. 19, 1994	Cape Girardeau, Mo.	W, 83-65
Feb. 1, 1995	Cape Girardeau, Mo.	L, 77-80
Feb. 18, 1995	Murray, Ky.	L, 64-65
Feb. 1, 1996	Murray, Ky.	L, 61-76
Feb. 22, 1996	Cape Girardeau, Mo.	W, 77-69
Mar. 2, 1996	Cape Girardeau, Mo.	L, 56-73^
Jan. 23, 1997	Murray, Ky.	L, 50-52
Feb. 6, 1997	Cape Girardeau, Mo.	W, 66-62
Jan. 17, 1998	Murray, Ky.	W, 74-65
Feb. 14, 1998	Cape Girardeau, Mo.	L, 65-66
Jan. 14, 1999	Cape Girardeau, Mo.	W, 78-59
Feb. 11, 1999	Murray, Ky.	L, 63-64
Feb. 23, 1999	Cape Girardeau, Mo.	W, 66-60^
Jan. 15, 2000	Murray, Ky.	L, 49-54
Feb. 12, 2000	Cape Girardeau, Mo.	L, 55-66
Jan. 11, 2001	Cape Girardeau, Mo.	W, 74-66
Feb. 8, 2001	Murray, Ky.	L, 61-62
Jan. 19, 2002	Murray, Ky.	W, 71-55
Feb. 16, 2002	Cape Girardeau, Mo.	W, 72-64
Jan. 18, 2003	Cape Girardeau, Mo.	W, 82-69
Feb. 15, 2003	Murray, Ky.	W, 62-53
Feb. 7, 2004	Cape Girardeau, Mo.	W, 74-60
Feb. 26, 2004	Murray, Ky.	L, 59-64
Mar. 2, 2004	Cape Girardeau, Mo.	W, 76-51^
Feb. 5, 2005	Murray, Ky.	W, 60-40*
Feb. 24, 2005	Cape Girardeau, Mo.	W, 86-69*
Jan. 7, 2006	Murray, Ky.	W, 72-62*
Jan. 28, 2006	Cape Girardeau, Mo.	W, 71-52*
Feb. 28, 2006	--	W, 80-49^*
Jan. 8, 2007	Murray, Ky.	W, 67-61
Jan. 27, 2007	Cape Girardeau, Mo.	W, 66-63 ^{20T}
Mar. 3, 2007	Nashville, Tenn.	W, 62-60^
Jan. 7, 2008	Cape Girardeau, Mo.	L, 68-71
Jan. 26, 2008	Murray, Ky.	W, 81-74
Jan. 24, 2009	Murray, Ky.	L, 65-80
Feb. 19, 2009	Cape Girardeau, Mo.	W, 69-51
Jan. 23, 2010	Cape Girardeau, Mo.	L, 72-90
Feb. 18, 2010	Murray, Ky.	L, 52-61
Jan. 22, 2011	Murray, Ky.	W, 48-44
Feb. 17, 2011	Cape Girardeau, Mo.	L, 34-54
Dec. 31, 2011	Cape Girardeau, Mo.	L, 75-80
Feb. 11, 2012	Murray, Ky.	L, 62-63
Jan. 7, 2013	Cape Girardeau, Mo.	W, 70-58
Mar. 2, 2013	Murray, Ky.	W, 61-58
Feb. 19, 2014	Murray, Ky.	L, 55-66
Mar. 1, 2014	Cape Girardeau, Mo.	W, 65-57
Feb. 5, 2015	Murray, Ky.	L, 81-86
Feb. 14, 2015	Cape Girardeau, Mo.	W, 88-66
Feb. 3, 2016	Cape Girardeau, Mo.	W, 96-59
Feb. 13, 2016	Murray, Ky.	L, 61-80
Jan. 25, 2017	Cape Girardeau, Mo.	W, 79-70

Feb. 22, 2017	Murray, Ky.	W, 80-67
Jan. 4, 2018	Murray, Ky.	W, 85-74
Feb. 1, 2018	Cape Girardeau, Mo.	W, 80-70
Jan. 12, 2019	Cape Girardeau, Mo.	L, 59-64
Feb. 23, 2019	Murray, Ky.	L, 74-82
Jan. 4, 2020	Murray, Ky.	L, 62-70
Jan. 18, 2020	Cape Girardeau, Mo.	W, 88-73
Jan. 14, 2021	Cape Girardeau, Mo.	W, 69 - 53
Feb. 12, 2021	Murray, Ky.	L, 79 - 81
March 4, 2021	Evansville, Ind.	L, 64 - 67^

National Louis
Previously National College of Education

Chicago, Ill.		
2-0		
(H: 2-0, A: 0-0, N: 0-0)		
Date	Location	Result
Nov. 30, 1986	Cape Girardeau, Mo.	W, 77-52
Nov. 29, 1987	Cape Girardeau, Mo.	W, 99-30

Nebraska-Omaha		
Omaha, Neb.		
2-0		
(H: 0-0, A: 1-0, N: 0-0)		
Date	Location	Result
Jan. 5, 1984	--	W, 66-60
Nov. 30, 1985	Omaha, Neb.	W, 70-52#
#-Nebraska-Omaha Tournament		

Nevada		
Reno, Nev.		
0-1		
(H: 0-0, A: 0-0, N: 0-1)		
Date	Location	Result
Nov. 28, 1997	--	L, 52-69!
!-Holiday Inn Classic		

Nevada-Las Vegas		
Las Vegas, Nev.		
0-1		
(H: 0-0, A: 0-1, N: 0-0)		
Date	Location	Result
Nov. 28, 1999	Las Vegas, Nev.	L, 58-69!
!-UNLV Lady Rebel Shootout		

New Mexico		
Albuquerque, N.M.		
0-1		
(H: 0-0, A: 0-1, N: 0-0)		
Date	Location	Result
Nov. 30, 2013	--	L, 55-73!
!-New Mexico Tournament		

New Mexico State		
Las Cruces, N.M.		
0-1		
(H: 0-0, A: 0-0, N: 0-1)		
Date	Location	Result
Nov. 25, 2000	--	L, 58-67!

!-Fresno State Classic		
NJIT		
Newark, N.J.		
1-0		
(H: 0-0, A: 1-0, N: 0-0)		
Date	Location	Result
Nov. 25, 2018	Newark, N.J.	W, 68-58\$
\$-NJIT Tournament		

Nicholls State		
Thibodaux, La.		
1-0		
(H: 1-0, A: 0-0, N: 0-0)		
Date	Location	Result
Nov. 24, 1995	Cape Girardeau, Mo.	W, 87-64!
!-Otahkian Shootout		

Norfolk State		
Norfolk, Va.		
1-0		
(H: 0-0, A: 0-0, N: 1-0)		
Date	Location	Result
Mar. 22, 1991	--	W, 85-52^
^NCAA DII Tournament		

Notre Dame		
Notre Dame, Ind.		
0-1		
(H: 0-0, A: 0-1, N: 0-0)		
Date	Location	Result
Jan. 2, 2011	South Bend, Ind.	L, 21-97

North Alabama		
Florence, Ala.		
0-1		
(H: 0-0, A: 0-0, N: 0-1)		
Date	Location	Result
Nov. 24, 2018	--	L, 67-80\$
\$-NJIT Tournament		

North Carolina Central		
Durham, N.C.		
1-0		
(H: 0-0, A: 0-0, N: 1-0)		
Date	Location	Result
Dec. 1, 1989	--	W, 61-48\$
\$-J.C. Smith Tournament		

North Carolina State		
Raleigh, N.C.		
0-1		
(H: 0-0, A: 0-1, N: 0-0)		
Date	Location	Result
Nov. 11, 2011	Raleigh, NC	L, 29-66

2-TIME OVC REGULAR-SEASON CHAMPIONS | 2-TIME OVC TOURNAMENT CHAMPIONS



2021-22 SOUTHEAST MISSOURI WOMEN'S BASKETBALL GUIDE

ALL-TIME SERIES HISTORY

North Central Minneapolis, Minn. 0-1 (H: 0-0, A: 0-0, N: 0-1)		
Date	Location	Result
Jan. 16, 1982	Dekalb, Ill. #-NIU Tournament	L, 60-77#

North Dakota State Fargo, N.D. 0-2 (H: 0-0, A: 0-0, N: 0-2)		
Date	Location	Result
Mar. 11, 1982	--	L, 70-85^
Mar. 23, 1991	--	L, 74-81!
^-AIAW DII Tournament !-NCAA DII Tournament		

Northeastern Illinois Chicago, Ill. 2-0 (H: 0-0, A: 0-0, N: 2-0)		
Date	Location	Result
Nov. 29, 1986	Chicago, Ill.	W, 94-59
Nov. 29, 1991	Chicago, Ill.	W, 62-47

Northern Colorado Greeley, Colo. 0-1 (H: 0-1, A: 0-0, N: 0-0)		
Date	Location	Result
Nov. 24, 2007	Cape Girardeau, Mo.	L, 49-60

Northern Illinois DeKalb, Ill. 1-2 (H: 1-0, A: 0-2, N: 0-0)		
Date	Location	Result
Jan. 15, 1982	Dekalb, Ill.	L, 44-91#
Dec. 5, 2001	Dekalb, Ill.	L, 63-71
Dec. 15, 2003	Cape Girardeau, Mo. #-NIU Tournament	W, 59-57

Northern Iowa Cedar Falls, Iowa 0-3 (H: 0-1, A: 0-1, N: 0-0)		
Date	Location	Result
Mar. 12, 1982	--	L, 56-59^
Nov. 17, 2010	Cape Girardeau, Mo.	L, 57-70
Dec. 1, 2011	Cedar Falls, Iowa ^AIAW DII Tournament	L, 42-62

Northern Kentucky Highland Heights, Ky. 0-1 (H: 0-0, A: 0-1, N: 0-0)		
Date	Location	Result

Dec. 3, 1988 Highland Hts, Ky. #-NKU Classic Northwest Missouri State Maryville, Mo. 19-10 (H: 9-4, A: 8-3, N: 0-0)		
Date	Location	Result

1975-1976	--	L, 21-116
1976-1977	--	L, 30-92
Nov. 19, 1977	Cape Girardeau, Mo.	L, 44-90
Dec. 9, 1978	Cape Girardeau, Mo.	L, 41-75
Feb. 10, 1982	Maryville, Mo.	L, 60-85
Feb. 2, 1983	Cape Girardeau, Mo.	W, 87-59
Feb. 23, 1983	--	L, 64-66^
Nov. 27, 1983	Cape Girardeau, Mo.	L, 71-93
Feb. 27, 1985	--	W, 66-63^
Jan. 14, 1984	Maryville, Mo.	W, 83-66
Feb. 1, 1984	Maryville, Mo.	L, 81-87
Feb. 22, 1984	Cape Girardeau, Mo.	W, 87-67
Mar. 1, 1984	--	W, 99-77^
Jan. 12, 1985	Maryville, Mo.	L, 74-83
Feb. 9, 1985	Cape Girardeau, Mo.	W, 68-58
Feb. 23, 1985	Maryville, Mo.	W, 77-75
Jan. 11, 1986	Cape Girardeau, Mo.	W, 88-62
Feb. 8, 1986	Maryville, Mo.	W, 83-71
Jan. 10, 1987	Maryville, Mo.	W, 78-66
Feb. 7, 1987	Cape Girardeau, Mo.	W, 67-51
Jan. 16, 1988	Maryville, Mo.	W, 87-79
Feb. 11, 1988	Cape Girardeau, Mo.	W, 100-64
Jan. 14, 1989	Cape Girardeau, Mo.	W, 71-67
Feb. 11, 1989	Maryville, Mo.	W, 76-59
Feb. 25, 1989	Cape Girardeau, Mo.	W, 101-44
Jan. 6, 1990	Cape Girardeau, Mo.	L, 57-60
Feb. 10, 1990	Maryville, Mo.	W, 98-74
Mar. 1, 1990	--	W, 86-71^
Jan. 5, 1991	Maryville, Mo.	W, 65-53
Feb. 7, 1991	Cape Girardeau, Mo.	W, 95-82
^MIAA Tournament		

Oakland City Oakland City, Ind. 7-0 (H: 7-0, A: 0-0, N: 0-0)		
Date	Location	Result

Jan. 2, 1997	Cape Girardeau, Mo.	W, 67-55
Dec. 13, 1997	Cape Girardeau, Mo.	W, 65-47
Dec. 8, 1998	Cape Girardeau, Mo.	W, 81-53
Dec. 7, 1999	Cape Girardeau, Mo.	W, 83-72
Dec. 6, 2000	Cape Girardeau, Mo.	W, 88-47
Nov. 20, 2001	Cape Girardeau, Mo.	W, 80-66
Dec. 16, 2002	Cape Girardeau, Mo.	W, 90-42
Dec. 31, 2004	Cape Girardeau, Mo.	W, 74-49*

Oklahoma Norman, Okla. 0-4 (H: 0-0, A: 0-3, N: 0-1)		
Date	Location	Result
Dec. 28, 2002	Norman, Okla.	L, 59-87

Nov. 24, 2003	Norman, Okla.	L, 48-83
Nov. 19, 2004	Norman, Okla.	L, 62-84*
Mar. 17, 2007	-- ^NCAA Tournament	L, 60-74^

Ole Miss Oxford, Miss. 1-3 (H: 0-1, A: 1-2, N: 0-0)		
Date	Location	Result
Dec. 5, 1986	Oxford, Miss.	L, 63-72#
Nov. 21, 2011	Cape Girardeau, Mo.	L, 43-51
Nov. 25, 2014	Oxford, Miss.	L, 57-58
Dec. 14, 2019	Oxford, Miss. #-Ole Miss Dial Classic	W, 70-53

Oral Roberts Tulsa, Okla. 7-1 (H: 4-0, A: 3-1, N: 0-0)		
Date	Location	Result
Nov. 19, 1990	Tulsa, Okla.	W, 87-69
Nov. 28, 1990	Cape Girardeau, Mo.	W, 100-61
Dec. 9, 1993	Cape Girardeau, Mo.	W, 68-44
Jan. 5, 1994	Tulsa, Okla.	W, 64-54
Jan. 4, 1995	Tulsa, Okla.	W, 74-55
Feb. 20, 1995	Cape Girardeau, Mo.	W, 64-45
Feb. 24, 1996	Cape Girardeau, Mo.	W, 90-71
Jan. 15, 1997	Tulsa, Okla.	L, 50-74

Prairie View A&M Prairie View, Texas 1-0 (H: 0-0, A: 0-0, N: 1-0)		
Date	Location	Result
Nov. 29, 2003	-- \$-Texas-Corpus Christi Tournament	W, 85-38\$

Pittsburg State Pittsburg, Kan. 5-0 (H: 2-0, A: 2-0, N: 1-0)		
Date	Location	Result
Jan. 24, 1990	Cape Girardeau, Mo.	W, 88-46
Feb. 14, 1990	Pittsburg, KS	W, 86-63
Jan. 23, 1991	Pittsburg, KS	W, 87-69
Feb. 13, 1991	Cape Girardeau, Mo.	W, 101-49
Feb. 26, 1991	--	W, 81-74^
^MIAA Tournament		

Providence Providence, R.I. 0-1 (H: 0-0, A: 0-0, N: 0-0)		
Date	Location	Result
Dec. 20, 2008	--	L, 59-67

2021-22 SOUTHEAST MISSOURI WOMEN'S BASKETBALL GUIDE

ALL-TIME SERIES HISTORY



Purdue West Lafayette, Ind. 0-1 (H: 0-0, A: 0-1, N: 0-0)		
Date	Location	Result
Dec. 2, 2007	West Lafayette, Ind.	L, 41-51

Purdue-Fort Wayne <i>Previously IPFW</i> Fort Wayne, Ind. 2-1 (H: 1-0, A: 0-1, N: 0-0)		
Date	Location	Result
Jan. 23, 2002	Cape Girardeau, Mo.	W, 86-67
Feb. 12, 2003	Fort Wayne, Ind.	L, 87-90 ^{OT}
Nov. 21, 2019	Fort Wayne, Ind.	W, 58-48

Quincy Quincy, Ill. 5-0 (H: 4-0, A: 1-0, N: 0-0)		
Date	Location	Result
Nov. 21, 1987	Quincy, Ill.	W, 91-72
Feb. 1, 1988	Cape Girardeau, Mo.	W, 88-56
Feb. 6, 1989	Cape Girardeau, Mo.	W, 93-74
Nov. 20, 1989	Cape Girardeau, Mo.	W, 85-68
Jan. 22, 1992	Cape Girardeau, Mo.	W, 69-62

Quinnipiac Hamden, Conn. 1-0 (H: 0-0, A: 0-0, N: 1-0)		
Date	Location	Result
Nov. 30, 2002	Green Bay, Wis.	W, 93-87 ^{OT} %
% - UWGB Tournament		

Rhodes College <i>Previously Southwestern (Tenn.)</i> Memphis, Tenn. 2-0 (H: 1-0, A: 1-0, N: 0-0)		
Date	Location	Result
Jan. 27, 1979	Memphis, Tenn.	W, 65-39
Dec. 8, 1979	Cape Girardeau, Mo.	W, 69-47

Rust Holly Springs, Miss. 1-1 (H: 1-0, A: 0-1, N: 0-0)		
Date	Location	Result
Nov. 23, 1985	Holly Springs, MS	L, 58-61
Jan. 15, 1986	Cape Girardeau, Mo.	W, 93-51

Saint Cloud State St. Cloud, Minn. 1-0 (H: 0-0, A: 0-0, N: 0-0)		
Date	Location	Result

Nov. 26, 1983 -- Saint Francis Loretto, Pa. 1-1 (H: 0-0, A: 0-0, N: 1-0)		
Date	Location	Result

Jan. 8, 1980	Chicago, Ill.	L, 53-68
Nov. 17, 2017	--	W, 82-50!
! - Preseason WNIT		

Saint Louis St. Louis, Mo. 8-14 (H: 5-6, A: 3-8, N: 0-0)		
Date	Location	Result

Nov. 18, 1977	St. Louis, Mo.	L, 58-67
Dec. 13, 1978	Cape Girardeau, Mo.	L, 54-66
Feb. 1, 1979	St. Louis, Mo.	L, 49-73
Nov. 16, 1979	St. Louis, Mo.	L, 57-79
Feb. 8, 1980	Cape Girardeau, Mo.	L, 61-78
Jan. 30, 1981	Cape Girardeau, Mo.	L, 54-71
Nov. 30, 1981	Cape Girardeau, Mo.	W, 69-63
Jan. 28, 1983	Cape Girardeau, Mo.	W, 77-45
Dec. 10, 1991	St. Louis, Mo.	W, 74-54
Dec. 30, 1992	St. Louis, Mo.	W, 64-51
Jan. 18, 1993	Cape Girardeau, Mo.	W, 58-52
Dec. 30, 1993	St. Louis, Mo.	W, 59-44
Jan. 13, 1994	Cape Girardeau, Mo.	L, 59-63
Dec. 3, 1994	St. Louis, Mo.	L, 54-64
Jan. 18, 1995	Cape Girardeau, Mo.	W, 89-69
Nov. 13, 2011	St. Louis, Mo.	L, 45-54
Jan. 9, 2013	Cape Girardeau, Mo.	W, 59-52
Dec. 10, 2013	St. Louis, Mo.	L, 34-52
Nov. 21, 2014	Cape Girardeau, Mo.	L, 56-74
Nov. 14, 2015	St. Louis, Mo.	L, 52-67
Nov. 29, 2016	Cape Girardeau, Mo.	L, 50-89
Dec. 3, 2019	St. Louis, Mo.	L, 61-76

Saint Mary Leavenworth, Kan. 1-0 (H: 0-0, A: 0-0, N: 0-0)		
Date	Location	Result
Jan. 2, 1985	Leavenworth, KS	W, 75-65

Sam Houston Huntsville, Texas 0-1 (H: 0-0, A: 0-0, N: 0-1)		
Date	Location	Result
Nov. 12, 2010	--	L, 51-60!
! - Inn at Ole Miss Classic		

Samford Birmingham, Ala. 7-4 (H: 2-2, A: 4-1, N: 1-1)		
Date	Location	Result
Dec. 8, 2001	Cape Girardeau, Mo.	W, 90-41

Dec. 7, 2002	Birmingham, Ala.	W, 89-48
Jan. 31, 2004	Birmingham, Ala.	W, 71-53
Jan. 29, 2005	Cape Girardeau, Mo.	W, 85-49*
Mar. 1, 2005	--	W, 47-45**
Dec. 18, 2005	Birmingham, Ala.	L, 76-91*
Feb. 23, 2006	Cape Girardeau, Mo.	L, 53-57*
Mar. 3, 2006	--	W, 59-52*
Dec. 19, 2006	Cape Girardeau, Mo.	W, 70-66 ^{OT}
Feb. 22, 2007	Birmingham, Ala.	W, 66-58
Mar. 2, 2007	--	W, 57-51^
Dec. 18, 2007	Birmingham, Ala.	W, 69-60
Feb. 28, 2007	Cape Girardeau, Mo.	L, 50-73
Nov. 26, 2011	--	L, 41-64!

^ - OVC Tournament
! - UAB Thanksgiving Classic

Southeast Louisiana Hammond, La. 1-0 (H: 0-0, A: 1-0, N: 0-0)		
Date	Location	Result
Jan. 2, 1986	Hammond, LA	W, 68-61

SIUE Edwardsville, Ill. 29-19 (H: 18-6, A: 11-13, N: 0-2)		
Date	Location	Result

Jan. 20, 1978	Edwardsville, Ill.	L, 58-67
Feb. 16, 1978	Cape Girardeau, Mo.	L, 53-59
Dec. 5, 1978	Cape Girardeau, Mo.	L, 61-62
1978-79	Edwardsville, Ill.	W, 53-50
Dec. 8, 1979	Cape Girardeau, Mo.	W, 77-53
Jan. 12, 1980	Edwardsville, Ill.	W, 59-57
Nov. 22, 1980	Cape Girardeau, Mo.	W, 99-76
Jan. 9, 1981	DeKalb, Ill.	L, 67-71
Nov. 21, 1981	Cape Girardeau, Mo.	W, 75-71
Jan. 7, 1983	Cape Girardeau, Mo.	W, 78-60
Dec. 10, 1983	Edwardsville, Ill.	W, 76-52
Dec. 14, 1984	Cape Girardeau, Mo.	W, 72-58
Feb. 18, 1985	Edwardsville, Ill.	W, 52-46
Dec. 4, 1985	Cape Girardeau, Mo.	W, 80-48
Feb. 5, 1986	Edwardsville, Ill.	W, 71-54
Nov. 22, 1986	Edwardsville, Ill.	W, 55-50
Jan. 19, 1987	Cape Girardeau, Mo.	W, 83-55
Nov. 25, 1987	Cape Girardeau, Mo.	W, 77-55
Jan. 25, 1988	Edwardsville, Ill.	L, 57-65
Dec. 9, 1988	Edwardsville, Ill.	L, 66-74
Jan. 30, 1989	Cape Girardeau, Mo.	W, 87-52
Jan. 8, 1990	Edwardsville, Ill.	W, 91-72
Feb. 5, 1990	Cape Girardeau, Mo.	W, 99-68
Dec. 4, 1990	Edwardsville, Ill.	L, 57-58
Jan. 21, 1991	Cape Girardeau, Mo.	W, 98-64
Feb. 2, 2010	Cape Girardeau, Mo.	L, 57-59
Feb. 21, 2011	Edwardsville, Ill.	L, 51-60
Jan. 16, 2012	Cape Girardeau, Mo.	L, 43-58
Feb. 13, 2012	Edwardsville, Ill.	L, 48-63
Jan. 28, 2013	Edwardsville, Ill.	L, 65-78

2-TIME OVC REGULAR-SEASON CHAMPIONS | 2-TIME OVC TOURNAMENT CHAMPIONS



2021-22 SOUTHEAST MISSOURI WOMEN'S BASKETBALL GUIDE

ALL-TIME SERIES HISTORY

Feb. 11, 2013	Cape Girardeau, Mo.	W, 67-62
Jan. 27, 2014	Cape Girardeau, Mo.	W, 79-71
Feb. 13, 2014	Edwardsville, Ill.	W, 69-60
Jan. 20, 2015	Cape Girardeau, Mo.	L, 48-60
Feb. 25, 2015	Edwardsville, Ill.	L, 67-78
Jan. 20, 2016	Edwardsville, Ill.	L, 73-80
Feb. 24, 2016	Cape Girardeau, Mo.	L, 75-89
Mar. 3, 2016	Nashville, Tenn.	L, 76-80 ^{OTA}
Jan. 18, 2017	Edwardsville, Ill.	L, 69-70
Feb. 8, 2017	Cape Girardeau, Mo.	W, 78-74
Jan. 17, 2018	Edwardsville, Ill.	L, 57-65
Feb. 17, 2018	Cape Girardeau, Mo.	W, 72-62
Jan. 3, 2019	Edwardsville, Ill.	W, 62-52
Jan. 24, 2019	Cape Girardeau, Mo.	W, 63-58
Jan. 23, 2020	Edwardsville, Ill.	W, 66-56
Feb. 15, 2020	Cape Girardeau, Mo.	W, 80-57
Jan. 28, 2021	Cape Girardeau, Mo.	W, 77-62
Feb. 27, 2021	Edwardsville, Ill.	W, 63-52

Southern
Baton Rouge, La.
0-1
(H: 0-0, A: 0-1, N: 0-0)

Date	Location	Result
Jan. 4, 1986	Baton Rouge, LA	L, 74-75

Southern Arkansas
Magnolia, Ark.
1-0
(H: 1-0, A: 0-0, N: 0-0)

Date	Location	Result
Dec. 6, 2003	Cape Girardeau, Mo.	W, 84-57

Southern Illinois
Carbondale, Ill.
7-31
(H: 5-9, A: 0-8, N: 0-0)

Date	Location	Result
1961-1962	--	L^
1962-1963	Cape Girardeau, Mo.	L, 22-37
1963-1964	--	W, 31-30
1963-1964	--	L, 7-28
1964-1965	--	L, 36-37
1965-1966	--	L, 38-42
1965-1966	--	L, 6-30
1966-1967	Cape Girardeau, Mo.	L, 21-31
1966-1967	Cape Girardeau, Mo.	L, 19-35
1967-1968	--	L, 24-43
1968-1969	--	L, 31-53
1968-1969	--	L, 26-50
1969-1970	(State Tournament)	L, 27-54
1970-1971	(State Tournament)	W, 40-38
1970-1971	L, 27-38	
1971-1972	L, 24-39	
1971-1972	L, 22-61	
1972-1973	L, 34-54	
1973-1974	L, 25-52	
1973-1974	L, 43-62	

Jan. 25, 1975	Carbondale, Ill.	L, 35-64
Feb. 19, 1975	Cape Girardeau, Mo.	L, 57-67
Jan. 22, 1976	Cape Girardeau, Mo.	L, 20-70
Dec. 7, 1977	Cape Girardeau, Mo.	W, 42-36
Feb. 21, 1978	Carbondale, Ill.	L^
Nov. 21, 1980	Carbondale, Ill.	L, 58-93
Dec. 6, 1981	Cape Girardeau, Mo.	L, 55-68
Nov. 24, 2001	Cape Girardeau, Mo.	W, 81-70
Nov. 21, 2003	Cape Girardeau, Mo.	W, 73-64
Dec. 1, 2004	Carbondale, Ill.	W, 77-56*
Nov. 29, 2005	Cape Girardeau, Mo.	W, 74-63*
Dec. 5, 2012	Carbondale, Ill.	L, 57-58
Dec. 4, 2013	Cape Girardeau, Mo.	W, 72-50
Nov. 28, 2014	Carbondale, Ill.	L, 62-78
Dec. 22, 2015	Cape Girardeau, Mo.	L, 72-87
Dec. 9, 2016	Carbondale, Ill.	L, 70-77
Nov. 22, 2017	Cape Girardeau, Mo.	L, 74-79
Nov. 14, 2018	Carbondale, Ill.	L, 40-60
Dec. 7, 2020	Cape Girardeau, Mo.	W, 79-65
Dec. 13, 2020	Carbondale, Ill.	L, 51-67

Southern Indiana
Previously ISU-Evansville
Evansville, Ind.
11-1
(H: 5-1, A: 6-0, N: 0-0)

Date	Location	Result
Dec. 10, 1980	Evansville, Ind.	W, 86-75
Feb. 18, 1982	Cape Girardeau, Mo.	W, 97-65
Jan. 19, 1983	Evansville, Ind.	W, 77-46
Jan. 17, 1984	Cape Girardeau, Mo.	W, 88-62
Nov. 26, Evansville, Ind.		W, 68-44
Dec. 10, 1985	Cape Girardeau, Mo.	W, 106-41
Dec. 13, 1986	Evansville, Ind.	W, 62-55
Dec. 5, 1987	Cape Girardeau, Mo.	W, 83-33
Nov. 21, 1988	Evansville, Ind.	W, 90-75
Nov. 25, 1989	Evansville, Ind.	W, 93-75
Dec. 9, 1989	Cape Girardeau, Mo.	W, 93-49
Dec. 1, 1992	Cape Girardeau, Mo.	L 86-94

Southern Mississippi
Hattiesburg, Miss.
1-1
(H: 1-0, A: 0-1, N: 0-0)

Date	Location	Result
Dec. 13, 2008	Hattiesburg, Miss.	L, 47-64
Nov. 16, 2009	Cape Girardeau, Mo.	W, 73-63

Southwest Baptist
Bolivar, Mo.
10-0
(H: 5-0, A: 5-0, N: 0-0)

Date	Location	Result
Jan. 14, 1987	Cape Girardeau, Mo.	W, 82-51
Feb. 3, 1987	Bolivar, Mo.	W, 84-45
Jan. 20, 1988	Cape Girardeau, Mo.	W, 84-71
Feb. 9, 1988	Bolivar, Mo.	W, 73-56
Jan. 17, 1989	Bolivar, Mo.	W, 67-57

Feb. 8, 1989	Cape Girardeau, Mo.	W, 76-47
Jan. 27, 1990	Bolivar, Mo.	W, 69-59
Feb. 17, 1990	Cape Girardeau, Mo.	W, 82-56
Jan. 26, 1991	Cape Girardeau, Mo.	W, 72-39
Feb. 16, 1991	Bolivar, Mo.	W, 74-58

Stanford
Stanford, Calif.
0-1
(H: 0-0, A: 0-0, N: 0-1)

Date	Location	Result
Mar. 18, 2006	--	L, 42-72**

Stephens College
Columbia, Mo.
1-0
(H: 1-0, A: 0-0, N: 0-0)

Date	Location	Result
Dec. 4, 2016	Cape Girardeau, Mo.	W, 107-56

Stetson
DeLand, Fla.
1-0
(H: 0-0, A: 0-0, N: 1-0)

Date	Location	Result
Nov. 27, 1982	Martin, Tenn.	W, 78-51@

Sul Ross
Alpine, Texas
1-0
(H: 0-0, A: 0-0, N: 1-0)

Date	Location	Result
Jan. 3, 1985	Omaha, Neb.	W, 69-55!

!-Nebraska-Omaha Tournament

Tabor
Hillsboro, Kan.
1-0
(H: 0-0, A: 0-0, N: 1-0)

Date	Location	Result
Nov. 23, 1979	--	W, 57-51\$

\$-Woods Owl Classic

Tarleton
Stephenville, Texas
1-0
(H: 0-0, A: 0-0, N: 1-0)

Date	Location	Result
Jan. 4, 1985	Omaha, Neb.	W, 67-61!

!-Nebraska-Omaha Tournament

Tennessee State
Nashville, Tenn.
27-22
(H: 18-7, A: 9-15, N: 0-0)

Date	Location	Result
Jan. 27, 1992	Nashville, Tenn.	L, 44-50

2021-22 SOUTHEAST MISSOURI WOMEN'S BASKETBALL GUIDE

ALL-TIME SERIES HISTORY



Feb. 10, 1992	Cape Girardeau, Mo.	W, 70-48
Jan. 9, 1993	Nashville, Tenn.	L, 59-68
Feb. 20, 1993	Cape Girardeau, Mo.	L, 67-71
Jan. 22, 1994	Cape Girardeau, Mo.	W, 96-61
Jan. 29, 1994	Nashville, Tenn.	L, 59-68
Jan. 21, 1995	Cape Girardeau, Mo.	L, 51-88
Jan. 28, 1995	Nashville, Tenn.	L, 61-68
Jan. 20, 1996	Nashville, Tenn.	W, 69-48
Feb. 19, 1996	Cape Girardeau, Mo.	W, 71-68
Jan. 6, 1997	Cape Girardeau, Mo.	L, 54-82
Feb. 1, 1997	Nashville, Tenn.	L, 70-84
Dec. 8, 1997	Cape Girardeau, Mo.	W, 74-65
Jan. 14, 1998	Nashville, Tenn.	L, 39-73
Dec. 5, 1998	Cape Girardeau, Mo.	W, 63-48
Feb. 2, 1999	Nashville, Tenn.	W, 74-71
Jan. 6, 2000	Cape Girardeau, Mo.	W, 58-46
Feb. 3, 2000	Nashville, Tenn.	L, 60-65
Jan. 4, 2001	Nashville, Tenn.	W, 82-80
Feb. 3, 2001	Cape Girardeau, Mo.	W, 95-84
Jan. 14, 2002	Cape Girardeau, Mo.	W, 77-53
Jan. 31, 2002	Nashville, Tenn.	L, 79-88 ^{2OT}
Feb. 3, 2003	Cape Girardeau, Mo.	W, 77-64
Mar. 1, 2003	Nashville, Tenn.	W, 81-72
Jan. 15, 2004	Cape Girardeau, Mo.	W, 102-45
Feb. 14, 2004	Nashville, Tenn.	W, 87-58
Jan. 13, 2005	Nashville, Tenn.	W, 67-59*
Feb. 12, 2005	Cape Girardeau, Mo.	W, 74-54*
Dec. 8, 2005	Cape Girardeau, Mo.	W, 71-53*
Jan. 19, 2006	Nashville, Tenn.	W, 78-35*
Dec. 7, 2006	Nashville, Tenn.	W, 67-53
Jan. 18, 2007	Cape Girardeau, Mo.	W, 64-46
Dec. 6, 2007	Cape Girardeau, Mo.	L, 49-61
Jan. 17, 2008	Nashville, Tenn.	W, 70-51
Dec. 6, 2008	Cape Girardeau, Mo.	L, 55-59
Feb. 26, 2009	Nashville, Tenn.	L, 54-70
Mar. 3, 2009	Nashville, Tenn.	L, 66-77^
Dec. 5, 2009	Nashville, Tenn.	L, 50-54
Feb. 25, 2010	Cape Girardeau, Mo.	L, 53-76
Dec. 4, 2010	Cape Girardeau, Mo.	W, 51-46
Feb. 24, 2011	Nashville, Tenn.	L, 35-58
Feb. 4, 2012	Cape Girardeau, Mo.	W, 50-39
Jan. 14, 2013	Nashville, Tenn.	L, 58-68
Jan. 11, 2014	Cape Girardeau, Mo.	L, 67-75
Jan. 3, 2015	Nashville, Tenn.	L, 55-62
Jan. 2, 2016	Cape Girardeau, Mo.	W, 75-65
Jan. 5, 2017	Nashville, Tenn.	W, 75-67
Dec. 30, 2017	Cape Girardeau, Mo.	W, 71-66
Feb. 2, 2019	Nashville, Tenn.	L, 59-62
Feb. 28, 2019	Cape Girardeau, Mo.	W, 81-57
Jan. 11, 2020	Cape Girardeau, Mo.	W, 83-54
Jan. 2, 2021	Cape Girardeau, Mo.	W, 84-50
Jan. 9, 2021	Nashville, Tenn.	W, 64-45

Tennessee Tech

23-32

(H: 13-12, A: 8-18, N: 2-2)

Date	Location	Result
Jan. 25, 1992	Cookeville, Tenn.	L, 58-83

Feb. 8, 1992	Cape Girardeau, Mo.	L, 71-83
Mar. 9, 1992	Cookeville, Tenn.	L, 74-87^
Feb. 1, 1993	Cape Girardeau, Mo.	L, 67-69
Mar. 1, 1993	Cookeville, Tenn.	L, 53-73
Jan. 15, 1994	Cape Girardeau, Mo.	W, 70-56
Feb. 12, 1994	Cookeville, Tenn.	L, 53-71
Jan. 14, 1995	Cookeville, Tenn.	L, 49-73
Feb. 13, 1995	Cape Girardeau, Mo.	L, 62-72
Mar. 4, 1995	Nashville, Tenn.	L, 59-82^
Jan. 22, 1996	Cape Girardeau, Mo.	W, 87-81
Feb. 17, 1996	Cookeville, Tenn.	W, 63-62
Jan. 20, 1997	Cookeville, Tenn.	L, 68-75
Feb. 15, 1997	Cape Girardeau, Mo.	L, 67-85
Jan. 12, 1998	Cape Girardeau, Mo.	L, 60-66
Feb. 9, 1998	Cookeville, Tenn.	L, 52-65
Jan. 9, 1999	Cookeville, Tenn.	L, 64-82
Feb. 6, 1999	Cape Girardeau, Mo.	W, 74-70
Feb. 27, 1999	Nashville, Tenn.	L, 62-73^
Dec. 2, 1999	Cookeville, Tenn.	L, 61-65
Jan. 18, 2000	Cape Girardeau, Mo.	L, 65-82
Jan. 9, 2001	Cape Girardeau, Mo.	L, 79-80
Feb. 6, 2001	Cookeville, Tenn.	L, 75-89
Jan. 8, 2002	Cape Girardeau, Mo.	L, 77-80
Feb. 2, 2002	Cookeville, Tenn.	L, 69-87
Feb. 1, 2003	Cape Girardeau, Mo.	W, 86-80
Feb. 27, 2003	Cookeville, Tenn.	W, 76-72
Mar. 7, 2003	Nashville, Tenn.	W, 78-65^
Jan. 10, 2004	Cape Girardeau, Mo.	W, 102-90
Jan. 22, 2004	Cookeville, Tenn.	L, 57-65
Jan. 8, 2005	Cookeville, Tenn.	L, 78-80*
Jan. 20, 2005	Cape Girardeau, Mo.	W, 62-45*
Mar. 4, 2005	--	W, 71-68**
Dec. 10, 2005	Cape Girardeau, Mo.	L, 77-81*
Jan. 21, 2006	Cookeville, Tenn.	W, 53-46*
Mar. 4, 2006	--	W, 71-50**
Dec. 9, 2006	Cookeville, Tenn.	L, 58-59
Jan. 20, 2007	Cape Girardeau, Mo.	W, 77-52
Dec. 8, 2007	Cape Girardeau, Mo.	W, 66-60
Jan. 19, 2008	Cookeville, Tenn.	W, 49-39
Jan. 3, 2009	Cookeville, Tenn.	W, 56-41
Jan. 31, 2009	Cape Girardeau, Mo.	W, 61-55
Jan. 2, 2010	Cape Girardeau, Mo.	W, 61-56
Jan. 30, 2010	Cookeville, Tenn.	L, 56-59
Dec. 21, 2010	Cookeville, Tenn.	L, 48-62
Jan. 29, 2011	Cape Girardeau, Mo.	L, 59-69
Jan. 21, 2012	Cookeville, Tenn.	L, 57-60OT
Feb. 25, 2013	Cape Girardeau, Mo.	L, 51-64
Feb. 24, 2014	Cookeville, Tenn.	L, 61-63
Jan. 17, 2015	Cape Girardeau, Mo.	W, 68-66 ^{OT}
Jan. 16, 2016	Cookeville, Tenn.	W, 60-57
Dec. 29, 2016	Cape Girardeau, Mo.	L, 63-74
Jan. 25, 2018	Cookeville, Tenn.	W, 70-66
Feb. 7, 2019	Cape Girardeau, Mo.	W, 62-53
Feb. 8, 2020	Cape Girardeau, Mo.	W, 87-72
Feb. 22, 2020	Cookeville, Tenn.	W, 72-59
Mar. 5, 2020	Evansville, Ind.	W, 82-81 ^{OT^}
Dec. 30, 2020	Cookeville, Tenn.	W, 79 - 70
Feb. 4, 2021	Cape Girardeau, Mo.	W, 59 - 55

^~OVC Tournament

Texas A&M-Corpus Christi
Corpus Christi, Texas

1-0

(H: 0-0, A: 0-0, N: 1-0)

Date	Location	Result
Nov. 30, 2001	Edinburg, Texas	W, 70-57!

!-Texas Pan-American Classic

Texas-El Paso
El Paso, Texas

0-1

(H: 0-0, A: 0-0, N: 0-1)

Date	Location	Result
Nov. 29, 1997	--	L, 50-67#

#-Holiday Inn Classic

Texas Pan-American
Edinburg, Texas

4-1

(H: 1-0, A: 0-1, N: 3-0)

Date	Location	Result
Jan. 7, 1992	Cape Girardeau, Mo.	W, 65-53
Dec. 12, 1992	Edinburg, Texas	L, 54-56
Nov. 28, 1998	--	W, 77-53#
Nov. 17, 2001	--	W, 72-55!
Nov. 24, 2012	--	W, 55-54\$

#-Chateau Charles Cowgirl Classic

!-Lady Tiger Tournament
\$-David Jones Classic

Texas Southern
Houston, Texas

1-0

(H: 0-0, A: 0-0, N: 1-0)

Date	Location	Result
Nov. 26, 2004	--	W, 90-60#*

#-Healthpoint Plaza Thanksgiving Classic

Texas State
San Marcos, Texas

0-1

(H: 0-0, A: 0-1, N: 0-0)

Date	Location	Result
Nov. 23, 2007	Marcos, Texas	L, 47-80

Texas Tech
Lubbock, Texas

0-1

(H: 0-0, A: 0-0, N: 0-0)

Date	Location	Result
Nov. 18, 2005	Lubbock, Texas	L, 56-85*



2021-22 SOUTHEAST MISSOURI WOMEN'S BASKETBALL GUIDE

ALL-TIME SERIES HISTORY

Troy
Previously Troy State
Troy, Ala.

0-2

(H: 0-1, A: 0-1, N: 0-0)

Date	Location	Result
Dec. 30, 1995	Troy, Ala.	L, 80-89
Dec. 12, 1996	Cape Girardeau, Mo.	L, 46-75

Truman State
Previously Northeast Missouri State
Kirksville, Mo.

14-5

(H: 9-1, A: 4-2, N: 1-0)

Date	Location	Result
1975-1976	--	L, 47-78
1976-1977	--	L, 39-56
Feb. 1, 1978	Kirksville, Mo.	L, 47-76
Dec. 5, 1980	Kirksville, Mo.	L, 51-90
Feb. 2, 1982	Cape Girardeau, Mo.	W, 82-55
Feb. 26, 1982	Cape Girardeau, Mo.	L, 70-72
Jan. 15, 1983	Cape Girardeau, Mo.	W, 74-67
Feb. 5, 1983	Cape Girardeau, Mo.	W, 75-66
Feb. 4, 1984	Cape Girardeau, Mo.	W, 80-50
Jan. 26, 1985	Cape Girardeau, Mo.	W, 87-65
Jan. 25, 1986	Kirksville, Mo.	W, 65-53
Feb. 22, 1986	Cape Girardeau, Mo.	W, 80-44
Jan. 24, 1987	Cape Girardeau, Mo.	W, 83-38
Feb. 21, 1987	Kirksville, Mo.	W, 67-51
Jan. 30, 1988	Cape Girardeau, Mo.	W, 89-59
Feb. 27, 1988	Kirksville, Mo.	W, 90-54
Mar. 3, 1988	--	W, 91-53^
Jan. 28, 1989	Kirksville, Mo.	W, 80-51
Jan. 2, 1996	Cape Girardeau, Mo.	W, 79-55
^MIAA Tournament		

Tulsa
Tulsa, Okla.

3-2

(H: 3-0, A: 0-2, N: 0-0)

Date	Location	Result
Dec. 6, 1996	Cape Girardeau, Mo.	W, 66-52!
Dec. 3, 1997	Tulsa, Okla.	L, 71-74
Dec. 3, 1998	Cape Girardeau, Mo.	W, 80-63
Nov. 11, 2006	Tulsa, Okla.	L, 54-67
Nov. 10, 2007	Cape Girardeau, Mo.	W, 67-45
!- Otahkian Shootout		

UC Riverside
Riverside, Calif.

0-1

(H: 0-0, A: 0-0, N: 0-1)

Date	Location	Result
Nov. 28, 2015	--	L, 67-85!
!-UTEP Thanksgiving Classic		

UHSP
St. Louis, Mo.

1-0

(H: 1-0, A: 0-0, N: 0-0)

Date	Location	Result
Dec. 1, 2020	Cape Girardeau, Mo.	W, 75-44!

Union
Jackson, Tenn.

1-3

(H: 1-1, A: 0-1, N: 0-0)

Date	Location	Result
1976-1977	--	L, 30-113
Nov. 12, 1977	Cape Girardeau, Mo.	L, 30-98
Dec. 6, 1983	Cape Girardeau, Mo.	W, 79-76
Jan. 28, 1985	Jackson, Tenn.	L, 67-79

Utah
Salt Lake, Utah

0-1

(H: 0-0, A: 0-0, N: 0-1)

Date	Location	Result
Nov. 14, 2003	--	L, 65-76#*
#-Preseason WNIT		

UT Arlington
Arlington, Texas

0-2

(H: 0-1, A: 0-1, N: 0-0)

Date	Location	Result
Nov. 27, 2010	Arlington, Texas	L, 40-54
Dec. 12, 2009	Cape Girardeau, Mo.	L, 54-66

UT Chattanooga
Chattanooga, Tenn.

1-0

(H: 1-0, A: 0-0, N: 0-0)

Date	Location	Result
Nov. 26, 1994	Cape Girardeau, Mo.	W, 57-48!
!-Otahkian Shootout		

UT Martin
Martin, Tenn.

30-41

(H: 16-20, A: 13-20, N: 1-1)

Date	Location	Result
1976-77	Cape Girardeau, Mo.	L, 47-66
1976-77	Martin, Tenn.	L, 33-83
Dec. 1, 1977	Cape Girardeau, Mo.	L, 35-74
Jan. 24, 1978	Martin, Tenn.	L, 47-67
1978-79	Cape Girardeau, Mo.	L, 48-73
Dec. 4, 1980	Cape Girardeau, Mo.	L, 61-64
Nov. 28, 1982	Martin, Tenn.	L, 72-82 ^{OT} \$
Dec. 7, 1984	Martin, Tenn.	W, 85-73
Feb. 6, 1985	Cape Girardeau, Mo.	W, 71-57
Nov. 25, 1985	Cape Girardeau, Mo.	W, 79-68
Dec. 12, 1985	Martin, Tenn.	W, 71-59
Nov. 26, 1986	Cape Girardeau, Mo.	W, 78-59

Jan. 26, 1987	Martin, Tenn.	W, 67-65
Dec. 2, 1987	Martin, Tenn.	W, 79-78
Feb. 13, 1988	Cape Girardeau, Mo.	W, 73-66
Nov. 28, 1988	Cape Girardeau, Mo.	W, 81-51
Jan. 2, 1989	Martin, Tenn.	W, 72-68
Dec. 1, 1990	Cape Girardeau, Mo.	W, 78-66@
Jan. 28, 1993	Martin, Tenn.	W, 69-50
Feb. 24, 1993	Cape Girardeau, Mo.	W, 80-56
Jan. 24, 1994	Cape Girardeau, Mo.	W, 96-61
Feb. 26, 1994	Martin, Tenn.	W, 84-76
Jan. 23, 1995	Martin, Tenn.	W, 63-61
Feb. 25, 1995	Cape Girardeau, Mo.	L, 89-91
Jan. 11, 1996	Cape Girardeau, Mo.	W, 86-68
Feb. 8, 1996	Martin, Tenn.	L, 84-86
Jan. 9, 1997	Cape Girardeau, Mo.	L, 53-66
Feb. 20, 1997	Martin, Tenn.	L, 60-61
Jan. 19, 1998	Martin, Tenn.	L, 58-80
Feb. 16, 1998	Cape Girardeau, Mo.	L, 64-79
Jan. 16, 1999	Cape Girardeau, Mo.	W, 75-55
Feb. 13, 1999	Martin, Tenn.	L, 70-84
Jan. 13, 2000	Martin, Tenn.	L, 65-71
Feb. 10, 2000	Cape Girardeau, Mo.	L, 64-74
Jan. 13, 2001	Cape Girardeau, Mo.	W, 79-66
Feb. 10, 2001	Martin, Tenn.	W, 80-67
Feb. 27, 2001	Cape Girardeau, Mo.	L, 63-68^
Jan. 17, 2002	Martin, Tenn.	W, 64-59
Feb. 14, 2002	Cape Girardeau, Mo.	W, 61-51
Jan. 20, 2003	Cape Girardeau, Mo.	W, 70-49
Feb. 17, 2003	Martin, Tenn.	L, 59-60
Feb. 5, 2004	Cape Girardeau, Mo.	W, 83-60
Feb. 28, 2004	Martin, Tenn.	L, 75-78
Feb. 3, 2005	Martin, Tenn.	W, 79-56*
Feb. 26, 2005	Cape Girardeau, Mo.	W, 76-63*
Feb. 4, 2006	Martin, Tenn.	W, 67-52*
Feb. 18, 2006	Martin, Tenn.	W, 54-49*
Feb. 3, 2007	Martin, Tenn.	L, 54-63
Feb. 17, 2007	Cape Girardeau, Mo.	W, 58-52
Feb. 2, 2008	Cape Girardeau, Mo.	W, 58-51 ^{OT}
Feb. 16, 2008	Martin, Tenn.	W, 53-43
Jan. 22, 2009	Martin, Tenn.	W, 62-54
Feb. 21, 2009	Cape Girardeau, Mo.	W, 58-39
Jan. 21, 2010	Cape Girardeau, Mo.	L, 46-49
Feb. 20, 2010	Martin, Tenn.	L, 43-65
Jan. 19, 2011	Martin, Tenn.	L, 69-92
Feb. 19, 2011	Cape Girardeau, Mo.	L, 55-85
Jan. 28, 2012	Martin, Tenn.	L, 47-88
Feb. 18, 2012	Cape Girardeau, Mo.	L, 44-77
Jan. 16, 2013	Cape Girardeau, Mo.	L, 71-82
Feb. 16, 2013	Martin, Tenn.	L, 61-75
Jan. 13, 2014	Martin, Tenn.	L, 71-100
Feb. 15, 2014	Cape Girardeau, Mo.	L, 70-102
Jan. 24, 2015	Martin, Tenn.	L, 55-96
Feb. 11, 2015	Cape Girardeau, Mo.	L, 60-78
Jan. 24, 2016	Cape Girardeau, Mo.	L, 74-84
Feb. 10, 2016	Martin, Tenn.	L, 65-95
Jan. 14, 2017	Martin, Tenn.	W, 82-79
Feb. 18, 2017	Cape Girardeau, Mo.	L, 73-82
Feb. 10, 2018	Martin, Tenn.	L, 65-72
Feb. 24, 2018	Cape Girardeau, Mo.	L, 68-69

2021-22 SOUTHEAST MISSOURI WOMEN'S BASKETBALL GUIDE

ALL-TIME SERIES HISTORY



Feb. 28, 2018	Evansville, Ind.	L, 60-63 [^]
Jan. 5, 2019	Cape Girardeau, Mo.	L, 73-80
Feb. 14, 2019	Martin, Tenn.	L, 50-61
Feb. 13, 2020	Cape Girardeau, Mo.	W, 71-69
Feb. 29, 2020	Martin, Tenn.	L, 72-78
Mar. 7, 2020	Evansville, Ind.	W, 67-47 [^]
Dec. 18, 2020	Cape Girardeau, Mo.	L, 58 - 61
Feb. 1, 2021	Martin, Tenn.	L, 70 - 80

\$-UTM Tournament (Martin, Tenn.)

@-Otahtian Shootout

^ -OVC Tournament

Washburn
Topeka, Kan.

3-2

(H: 1-0, A: 0-1, N: 2-1)

Date	Location	Result
Nov. 25, 1978	--	W, 73-56#
Nov. 23, 1979	--	L, 58-73#
Jan. 4, 1990	Cape Girardeau, Mo.	W, 78-57
Jan. 3, 1991	Topeka, KS	L, 56-60
Feb. 28, 1992	--	W, 82-51 [^]

^ -MIAA Tournament

-Woods Owl Classic

Washington State
Pullman, Wash.

0-1

(H: 0-0, A: 0-0, N: 0-1)

Date	Location	Result
Dec. 1, 1995	--	L, 50-89!

! -Dial Classic

Washington-St. Louis
St. Louis, Mo.

1-0

(H: 0-0, A: 1-0, N: 0-0)

Date	Location	Result
Jan. 24, 1980	St. Louis	W, 63-30

West Texas State
Canyon, Texas

1-2

(H: 0-0, A: 0-0, N: 1-2)

Date	Location	Result
1987-1988	--	L, 61-64 [^]
Mar. 10, 1989	--	L, 70-83 [^]
Mar. 9, 1991	--	W, 71-70 [^]

^ -NCAA DII Tournament

West Virginia Tech
Institute, W.V.

1-0

(H: 0-0, A: 1-0, N: 0-0)

Date	Location	Result
Jan. 2, 1987	Montgomery, WV	W, 76-53

Western Illinois
Macomb, Ill.

7-7

(H: 4-2, A: 1-5, N: 2-0)

Date	Location	Result
Jan. 2, 1983	Miami Dial Tourn.	W, 78-64
Dec. 28, 1993	Macomb, Ill.	L, 70-71
Jan. 11, 1995	Cape Girardeau, Mo.	W, 75-58
Dec. 2, 1995	Pullman, Wash.	W, 83-64
Jan. 25, 1996	Macomb, Ill.	L, 57-75
Nov. 25, 1997	Cape Girardeau, Mo.	W, 70-68
Dec. 8, 2012	Cape Girardeau, Mo.	W, 56-47
Dec. 7, 2013	Macomb, Ill.	L, 58-79
Dec. 3, 2014	Cape Girardeau, Mo.	L, 62-79
Nov. 24, 2015	Macomb, Ill.	W, 89-84
Nov. 16, 2016	Cape Girardeau, Mo.	L, 87-100
Dec. 5, 2017	Macomb, Ill.	L, 59-87
Dec. 17, 2019	Macomb, Ill.	L, 91-97
Dec. 11, 2020	Cape Girardeau, Mo.	W, 67-57

Western Kentucky
Bowling Green, Ky.

0-2

(H: 0-1, A: 0-1, N: 0-0)

Date	Location	Result
Dec. 16, 2012	Bowling Green, Ky.	L, 46-60
Nov. 19, 2013	Cape Girardeau, Mo.	L, 75-90

Western Michigan
Kalamazoo, Mich.

1-1

(H: 1-0, A: 0-1, N: 0-0)

Date	Location	Result
Dec. 7, 2010	Cape Girardeau, Mo.	W, 60-56
Dec. 10, 2011	Kalamazoo, Mich.	L, 34-67

William Baptist
Walnut Ridge, Ark.

1-0

(H: 1-0, A: 0-0, N: 0-0)

Date	Location	Result
Feb. 26, 1996	Cape Girardeau, Mo.	W, 82-74

William Woods
Fulton, Mo.

4-7

(H: 3-3, A: 1-3, N: 0-0)

Date	Location	Result
Nov. 15, 1978	Fulton, Mo.	L, 62-85
1978	--	L, 50-78
Jan. 26, 1980	Cape Girardeau, Mo.	L, 49-54
Feb. 6, 1980	Fulton, Mo.	L, 42-90
Dec. 6, 1980	Cape Girardeau, Mo.	L, 53-71
Feb. 3, 1981	Fulton, Mo.	L, 51-62
Mar. 2, 1981	Cape Girardeau, Mo.	L, 56-58
Nov. 24, 1981	Cape Girardeau, Mo.	W, 76-51
Jan. 18, 1982	Fulton, Mo.	W, 64-44
Dec. 30, 2014	Cape Girardeau, Mo.	W, 77-40

Dec. 30, 2015 Cape Girardeau, Mo. W, 94-58
Wisconsin-Green Bay
Green Bay, Wis.

0-3

(H: 0-1, A: 0-2, N: 0-0)

Date	Location	Result
Nov. 29, 2002	Green Bay, Wis.	L, 49-74#
Nov. 29, 2009	Cape Girardeau, Mo.	L, 50-88
Dec. 10, 2010	Green Bay, Wis.	L, 40-74

-UWGB Tournament

Wisconsin-Milwaukee
Milwaukee, Wis.

2-6

(H: 1-3, A: 1-3, N: 0-0)

Date	Location	Result
Nov. 30, 1991	Milwaukee, Wis.	W, 65-53
Jan. 16, 1992	Cape Girardeau, Mo.	W, 85-74
Dec. 5, 1992	Milwaukee, Wis.	L, 60-73
Jan. 7, 1993	Cape Girardeau, Mo.	L, 54-56
Nov. 29, 1996	Milwaukee, Wis.	L, 47-55
Nov. 15, 1997	Cape Girardeau, Mo.	L, 56-71
Nov. 25, 2005	Cape Girardeau, Mo.	L, 87-90*
Dec. 2, 2005	Milwaukee, Wis.	L, 70-73*

Wichita State
Wichita, Kan.

1-1

(H: 0-0, A: 1-1, N: 0-0)

Date	Location	Result
Nov. 23, 2013	Wichita, Kan.	L, 46-67
Dec. 4, 2015	Wichita, Kan.	W, 66-62 ^{OT}

Wright State
Dayton, Ohio

2-1

(H: 1-0, A: 1-0, N: 0-1)

Date	Location	Result
Jan. 23, 1982	Charleston, Ill.	W, 90-55\$
Dec. 19, 2011	--	L, 53-74%
Nov. 9, 2012	Cape Girardeau, Mo.	W, 78-66

\$ -EIU Tournament (Charleston, Ill)

% -Wright State Holiday Invitational

Xavier
Cincinnati, Ohio

0-1

(H: 0-0, A: 0-1, N: 0-0)

Date	Location	Result
Nov. 18, 2016	Cincinnati, Ohio	L, 48-54

* -Denotes that Southeast Missouri vacated all wins in the 2004-05 and 2005-06 seasons. The all-time record shows accurate record after wins were revoked. Team was cited for four season (2002-03, 2003-04, 2004-05, 2005-06).



2021-22 SOUTHEAST MISSOURI WOMEN'S BASKETBALL GUIDE

ALL-TIME ROSTER

A	
Lesley Adams.....	2008-09
Jessica Aebi.....	2003-04
Celeste Akoro.....	2018-20
Kennedi Allen.....	2017-2021
Edith Allenworth.....	1981-82
Jenny Anderson.....	2000-01
Melissa Anthony.....	2003-04

B	
Tammy Babcock.....	1980-81
Janice Baeten.....	1993-95
Debbie Baldwin.....	1975-76
TaKeela Ball.....	2001-02
Sarah Balfour.....	2018-19
Dolapo Balogun.....	2015-19
Terri Baker.....	1979-80
Cindy Bates.....	2000-02
Lisa Bean.....	1981-83
Bianca Beck.....	2008-12
Mikal Bencomo.....	2006-08
Veronica Benson.....	2000-02
Pam Benton.....	1977-81
Joann Betts.....	1977-82
Debra Beussink.....	1976-78
Kathy Blair.....	1981-82
Brenda Blissett.....	1984-85
Delborah Blissett.....	1979-80
Virginia Blissett.....	1983-86
Rachel Blunt.....	2005-09
Erin Bollman.....	2014-16
Sherry Boswell.....	1975-76
Allyson Bradshaw.....	2011-15
Tami Branson.....	1980-81
Gail Brink.....	1975-76
Chandra Brown.....	2003-05
Kim Brown.....	2000-01
Sophie Bussard.....	2019-Pres.

C	
Moneik Campbell.....	1996-00
Anne Cate.....	2005-09
Jennifer Cavaness.....	1983-85
Shymaria Christopher.....	2020-Pres.
Wilma Clark.....	1976-78
Lori Chase.....	1999-03
Candice Coffey.....	2001-02
Jean Collette.....	1978-79
Pat Colon.....	1982-87
Tionne Colyer.....	2018-19
Tatiana Conceicao.....	2004-06
Anne Cook.....	1985-88
Shauna Cook.....	1995-99
Sherry Cook.....	1995-99
Paula Corder-King.....	1998-00
Sarah Costello.....	2002-04
Sami Jo Cotton.....	2003-04
Arie Crawford.....	1976-81
Jayne Creek.....	1980-81
Kathleen Crowe.....	1978-79
Anne Crowley.....	1981-83
Brittney Cupp.....	2018-19

D	
Michelle Daniel.....	1985-87
Sonya Daugherty.....	2005-09
Theresa Davidson.....	1983-85
Chandler Davis.....	2020-Pres.
Jasmine Davis.....	2009-11
Jodi Davis.....	1992-93
Pearl Dean.....	2021-Pres.
Heather Diebold.....	2005-07
Terri Doeiring.....	1980-81
Mathilde Dufour.....	2006-09
Christy Dunlap.....	1983-84
Katrisha Dunn.....	2004-06

E

Mary Eldringhoff.....	1975-76
Karley Evans.....	2010-12
Leanne Evans.....	2004-05
Becky Exman.....	1975-76

F

Stephanie Faith.....	1994-98
Shelah Fields.....	2009-12
Sandy File.....	1988-92
Tore File.....	2007-08
Gwen Fitzpatrick.....	1990-93
Jenny Foeste.....	1989-90
Lisa Foster.....	1987-88
Sue Foster.....	1993-94
Sarah Frazier.....	1996-98
Liz Frischman.....	1978-80

G

Denisha Gardener.....	2019-20
Ambrea Gentle.....	2020-2021
Roberta Granderson.....	1991-95
Jalayah Green.....	2021-Pres.
Jennifer Gries.....	1999-01
Susan Guidicy.....	1980-81
Many Ann Glaus.....	1981-82
Crysta Glenn.....	2007-09
Tanya Guell.....	2001-03
Lakyn Gulley.....	2016-18

H

Olivia Hackman.....	2012-17
Dru Haertling.....	2012-13
Sophia Hancock.....	2019-2021
Debbie Hanneke.....	1976-77
Brittany Harriel.....	2009-13
Jessie Harshberger.....	2016-20
Dana Hawkins.....	1996-98
Gray C. Harris.....	1992-96
Sheila Harris.....	1982-83
Tonia Harris.....	1991-95
Rachaelle Hayes.....	1982-84
Sandy Heitschmidt.....	1983-87
Julie Heitz.....	1994-97
Mary Herring.....	1982-84
Josie Herzog.....	1980-81
Corneisha Henderson.....	2015-16
Tammy Hoffmeister.....	1980-81
Stephanie Holland.....	1990-95
Amber Holmes.....	2008-12
Michelle Horneker.....	1986-90
Reagan Hughston.....	1998-00
Jordan Hunter.....	2012-14

I

Rochelle Ikeni.....	2007-09
Allison Iversen.....	1998-00
Pam Iverson.....	1998-02

J

Deana Jackson.....	1987-91
Simone Jackson.....	2004-06
Theresa Jackson.....	1984-85
Angela James.....	1986-90
Lisa Jensen.....	1978-80
Briana Johns.....	2020-2021
Imani Johnson.....	2015-16
Tierra Johnson.....	2007-09
Deja Jones.....	2014-18
Heather Jones.....	1995-96

K

Caryn Kaufman.....	1982-83
Sandy Kearbey.....	1980-82
Heather Keleman.....	1975-76
Karen Kernerling.....	1983-84
Connor King.....	2012-16
Pam Kinder.....	1975-76
Bertha King.....	1982-84
Chytearra Kintchen.....	2005-06

Andrea Koeper.....	2001-02
Jamie Koester.....	1996-98

L

June Lacy.....	1984-85
Erika Lane.....	2009-11
Cindy Leonard.....	1983-85
Arletha Lewis.....	1991-93
Kaley Leyhve.....	2014-18
Hillary Lively.....	2013-15
Vicki Lohmann.....	1986-88
Ashley Lovelady.....	2006-08
Losmie Lutaya.....	2017-19
Ashton Luttrull.....	2014-18
Lachelle Lyles.....	2005-07

M

Patricia Mack.....	2009-14
Mandy Madden.....	2016-18
Selina Madison.....	1978-80
MarySue Marxkors.....	1975-76
Dawn Massani.....	1993-97
Michaela Mayfield.....	2020-Pres.
Mary McClenning.....	1976-77
Iyanna McCurdy.....	2016-20
Louise McGoldrick.....	2002-03
Wendy McNemarny.....	1979-81
Hilma Mededovic.....	2015-17
Julie Meier.....	1991-95
Nina Meniffee.....	1985-86
Tiffany Melis.....	1998-02
Janet Miller.....	1989-90
Monica Miller.....	2009-11
Shanece Miller.....	2009-10
Sarah Miller.....	1995-97
Tammie Minor.....	1985-86
Brianna Mitchell.....	2013-17
LaVetta Mitchell.....	1989-90
Sherry Mitchell.....	1987-91
Aisha Moreno.....	2004-06
Linda Mouth.....	1976-77
Zandra Moore.....	1995-96
Alison Morris.....	1989-94
Rachel Mueggenborg.....	2004-05
Adrianna Murphy.....	2015-19
Erica Muskrow.....	1991-93
Susan Musselwhite.....	1989-90

N

Lisa Newman.....	1980-81
Kimberly Nicholson.....	1999-01
Tarina Nixon.....	2005-09
Hannah Noe.....	2014-17
Katie Norman.....	2009-11

O

Wanika Owsley.....	2004-06
--------------------	---------

P

Tammy Page.....	1978-80
Szandra Pal.....	2005-09
Kim Palmer.....	1993-97
Leanna Peoples.....	1984-85
Nyrobi Pillers.....	2020-2021
Jill Pizzotti.....	1984-89
Peggy Pollihan.....	1997-78
LaShelle Porter.....	1998-03
Taelour Pruitt.....	2018-Pres.
Jody Pugh.....	1990-92
Susie Puhl.....	1975-76
Natalie Purcell.....	2004-06
Shannon Proffit.....	2002-04

R

Christine Rathke.....	2000-02
Diona Reed.....	2021-Pres.
Lisa Roberts.....	1979-80
Bailie Roberts.....	2009-13
Lueveria Roberts.....	1986-90

Jasmine Robinson.....	2014-15
Renee Rogliardi.....	1987-92
Kristy Roherty.....	1999-02
Yelena Rosado.....	2011-15
Brandi Russia.....	2003-05
Tiffanne Ryan.....	2002-06

S

LaTrese Saine.....	2016-2021
Susie Schallenberg.....	1976-78
Roshala Scott.....	2019-Pres.
Kelli Seaton.....	1981-83
Liz Sharpe-Taylor.....	2004-05
Lauren Sharpe.....	2007-09
Miah Shelford.....	2002-05
Carrie Shephard.....	2017-20
Courtney Shiffer.....	2010-13
Sherri Shirrell.....	1984-87
Yashika Sidbury.....	2002-04
Michelle Siemer.....	1975-76
Sherre Simmons.....	1980-82
Halle Smith.....	2021-Pres.
Terri Smith.....	1988-89
Terri Smith.....	2019-2021
Carina Souza.....	2002-04
Rusty Sowers.....	1997-99
Natasha Starkes.....	2002-03
Katrina Stepney.....	1995-96
Donna Steppelman.....	1976-78
Johné Stewart.....	2021-Pres.
Lolita Still.....	1984-85
Daryl Strong.....	1992-94
Annie Struve.....	1996-00
Cindy Struck.....	1980-81
Valarie Sullivan.....	1992-93
Julie Sweetin.....	2004-05

T

Jocelyn Taylor.....	2018-20
Joiceline Thesing.....	2005-07
Cheryle Thoele.....	1994-95
Tisa Thompson.....	2000-02
Tesia Thompson.....	2017-2021
Liea Toedte.....	1998-00
Kori Tomlin.....	2021-Pres.
Barb Truetken.....	1976-79

U

Michelle Ummel.....	1975-76
---------------------	---------

V

Jill Van Leer.....	1988-89
Karen Vaughn.....	1979-83

W

Jamie Wahlert.....	1995-98
Mary Walters.....	1981-82
Kennedi Watkins.....	2021-Pres.
Deanay Watson.....	2020-Pres.
Joi Ward.....	2021-Pres.
Jeri Wenneker.....	1976-79
Sarita Wesley.....	1987-91
Dawn Westman.....	1991-93
Kay Westmoreland.....	1981-82
Kenja White.....	2002-04
Tajuana White.....	1997-99
Missy Whitney.....	2006-08
Kara Wright.....	2012-14
Jerri Wiley.....	1989-91
Stephanie Williams.....	1982-87

Z

Cindy Zanick.....	1981-85
-------------------	---------

2021-22 SOUTHEAST MISSOURI WOMEN'S BASKETBALL GUIDE

POST SEASON



OVC Tournament (11-19)

1992

Cookeville, Tenn. - Eblen Center

Semifinals

#1 Tennessee Tech 87, #4 Southeast Missouri 74

1994

Nashville, Tenn. - Municipal Auditorium

First Round

#4 Middle Tennessee 71, #5 Southeast Missouri 70

1995

Nashville, Tenn. - Municipal Auditorium

First Round

#2 Tennessee Tech 82, #7 Southeast Missouri 59

1996

Nashville, Tenn. - Municipal Auditorium

First Round

#6 Murray State 73, #3 Southeast Missouri 56

1998

Nashville, Tenn. - Nashville Arena

First Round

#1 Eastern Kentucky 92, #8 Southeast Missouri 75

1999

Nashville, Tenn. - Nashville Arena

First Round (Campus Site)

#4 Southeast Missouri 66, #5 Murray State 60

Semifinals

#1 Tennessee Tech 73, #4 Southeast Missouri 62

2000

Nashville, Tenn.

Gaylord Entertainment Center

First Round (Campus Sites)

#2 Middle Tennessee 76, #7 Southeast Missouri 57

2001

Nashville, Tenn.

Gaylord Entertainment Center

First Round (Campus Sites)

#5 UT Martin 68, #4 Southeast Missouri 63

2002

Louisville, Ky.

Kentucky International Convention Center

First Round (Campus Sites)

#4 Austin Peay 68, #5 Southeast Missouri 67

2003

Nashville, Tenn.

Gaylord Entertainment Center

First Round (Campus Sites)

#2 Southeast Missouri 79, #7 Eastern Illinois 76

Semifinals

#2 Southeast Missouri 78, #6 Tennessee Tech 65

Championship

#1 Austin Peay 85, #2 Southeast Missouri 61

2004

Nashville, Tenn. - Municipal Auditorium

First Round (Campus Sites)

#4 Southeast Missouri 76, #5 Murray State 51

Semifinals

#1 Austin Peay 72, #4 Southeast Missouri 55

2005

Nashville, Tenn.

Gaylord Entertainment Center

First Round (Campus Sites)

#2 Southeast Missouri 47, #7 Samford 45*

Semifinals

#2 Southeast Missouri 71, #3 Tennessee Tech 68*

Championship

#1 Eastern Kentucky 84, #2 Southeast Missouri 73 ^{20T}

*-Wins vacated due to NCAA sanctions

2006

Nashville, Tenn.

Gaylord Entertainment Center

First Round (Campus Sites)

#2 Southeast Missouri 80, #7 Murray State 49*

Semifinals

#2 Southeast Missouri 59, #3 Samford 52*

Championship

#2 Southeast Missouri 71, #1 Tennessee Tech 50*

*-Wins vacated due to NCAA sanctions

2007

Nashville, Tenn.

Gaylord Entertainment Center

First Round (Campus Sites)

#1 Southeast Missouri 58, #8 Austin Peay 54

Semifinals

#1 Southeast Missouri 57, #4 Samford 51

Championship

#1 Southeast Missouri 62, #2 Murray State 60

2008

Nashville, Tenn. - Municipal Auditorium

First Round

#1 Southeast Missouri 67, #8 Jacksonville State 45

Semifinals

#4 Eastern Illinois 52, #1 Southeast Missouri 40

2009

Nashville, Tenn. - Sommet Center

First Round (Campus Sites)

#3 Tennessee State 77, #6 Southeast Missouri 66

2016

Nashville, Tenn. - Municipal Auditorium

First Round

#3 SIUE 80, #6 Southeast Missouri 76 ^{OT}

2017

Nashville, Tenn. - Municipal Auditorium

First Round

#1 Belmont 74, #8 Southeast Missouri 59

2018

Evansville, Ind. - Ford Center

First Round

#1 UT Martin 63, #7 Southeast Missouri 60

2019

Evansville, Ind. - Ford Center

First Round

#1 Belmont 74, #8 Southeast Missouri 65

2020

Evansville, Ind. - Ford Center

First Round

#3 Southeast Missouri 82, #6 Tennessee Tech 81^{OT}

Semifinals

#3 Southeast Missouri 114, #1 Belmont 99

Championship

#3 Southeast Missouri 67, #2 UT Martin 47

*- 2020 NCAA Tournament cancelled due to the COVID-19 pandemic. SEMO would have played due to receiving the automatic bid after winning 2020 OVC Tournament.

2021

Evansville, Ind. - Ford Center

First Round

#6 Murray State 67, #3 Southeast Missouri 64

OVC Tournament Breakdown

W-L Records by Opponent

Austin Peay	1-3
Belmont	1-2
Eastern Illinois	1-1
Eastern Kentucky*	0-2
Jacksonville State*	1-0
Middle Tennessee*	0-2
Morehead State	--
Murray State	3-2
Samford*	1-0
SIUE	0-1
Tennessee State	0-1
Tennessee Tech	2-3
UT Martin	1-2

*-No longer OVC Members

NCAA Tournament

2006

Denver, Colo. - Pepsi Center

March 18

#13 Stanford 72, Southeast Missouri 45*

*- Tournament appearance vacated due to NCAA sanction

2007

Austin, Texas - Erwin Center

March 17

#11 Oklahoma 74, Southeast Missouri 60

*2020 NCAA Tournament cancelled due to the COVID-19 pandemic. SEMO would have played due to receiving the automatic bid after winning 2020 OVC Tournament.

WNIT

2008

Evansville, Indiana - PAC Arena

Evansville 60, Southeast Missouri 58

**DO
YOU
HAVE
THE
WILL
TO**

**make a
medical
discovery?**



**SOUTHEAST MISSOURI
STATE UNIVERSITY · 1873**



2021-22



REVIEW



2021-22 SOUTHEAST MISSOURI WOMEN'S BASKETBALL GUIDE

OVERALL STATISTICS

RECORD:	OVERALL	HOME	AWAY	NEUTRAL
ALL GAMES	15-11	9-5	6-5	0-1
CONFERENCE	13-7	7-3	6-4	0-0
NON-CONFERENCE	2-4	2-2	0-1	0-1

#	Player	gp-gs	min	avg	Total		3-Point		F-Throw		Rebounds				pf	dq	a	to	blk	stl	pts	avg
					fg-fga	fg%	3fg-fga	3fg%	ft-fa	ft%	off	def	tot	avg								
24	THOMPSON, Tesia	23-22	750	32.6	153-373	.410	12-44	.273	112-145	.772	75	120	195	8.5	52	0	52	78	10	35	430	18.7
40	SAINE, LaTrese	26-26	732	28.2	110-230	.478	5-11	.455	45-66	.682	72	150	222	8.5	84	3	26	43	103	20	270	10.4
02	SCOTT, Roshala	26-22	805	31.0	107-221	.484	26-78	.333	25-44	.568	36	66	102	3.9	54	1	88	73	7	35	265	10.2
10	PRUITT, Taelour	16-9	425	26.6	47-139	.338	22-72	.306	43-51	.843	5	27	32	2.0	33	1	43	41	0	28	159	9.9
34	BUSSARD, Sophie	26-26	931	35.8	88-216	.407	22-76	.289	32-36	.889	31	82	113	4.3	38	0	55	44	3	27	230	8.8
30	SMITH, Terri	26-17	714	27.5	58-177	.328	33-102	.324	12-15	.800	13	37	50	1.9	35	1	53	42	3	32	161	6.2
14	PILLERS, Nyrobi	19-4	231	12.2	24-52	.462	0-0	.000	15-26	.577	25	39	64	3.4	47	1	8	17	5	4	63	3.3
13	WATSON, Deanay	21-4	257	12.2	22-57	.386	1-1	1.000	12-21	.571	24	48	72	3.4	23	0	4	19	1	7	57	2.7
01	ALLEN, Kennedi	8-0	94	11.8	6-15	.400	0-0	.000	3-5	.600	3	17	20	2.5	13	0	5	3	11	0	15	1.9
44	MAYFIELD, Michaela	14-0	73	5.2	8-18	.444	0-0	.000	4-6	.667	10	3	13	0.9	9	0	3	6	2	3	20	1.4
12	HANCOCK, Sophia	20-0	187	9.4	9-30	.300	0-1	.000	9-16	.563	14	15	29	1.5	21	0	6	15	1	10	27	1.4
04	JOHNS, Briana	5-0	25	5.0	0-7	.000	0-5	.000	0-0	.000	0	3	3	0.6	0	0	2	1	1	0	0	0.0
Team											60	61	121					9				
Total.....		26	5224		632-1535	.412	121-390	.310	312-431	.724	368	668	1036	39.8	409	7	345	391	147	201	1697	65.3
Opponents.....		26	5225		565-1524	.371	142-512	.277	321-430	.747	348	588	936	36.0	418	-	339	391	83	205	1593	61.3

TEAM STATISTICS	SEMOW	OPP	Date	Opponent	Score	Att.	
SCORING	1697	1593	11-25-20	#5 LOUISVILLE	L	53-74	475
Points per game	65.3	61.3	12-01-20	EUTECTICS	W	75-44	280
Scoring margin	+4.0	-	12-06-20	EASTERN MICHIGAN	L	49-63	371
FIELD GOALS-ATT	632-1535	565-1524	12-11-20	WESTERN ILLINOIS	W	67-57	367
Field goal pct	.412	.371	12-13-20	at Southern Ill.	L	51-67	0
3 POINT FG-ATT	121-390	142-512	* 12-18-20	UT MARTIN	L	58-61	274
3-point FG pct	.310	.277	* 12/30/20	at Tennessee Tech	W	79-70	444
3-pt FG made per game	4.7	5.5	* 01-02-21	TENNESSEE STATE	W	84-50	370
FREE THROWS-ATT	312-431	321-430	* 01/09/21	at Tennessee St.	W	64-45	132
Free throw pct	.724	.747	* 01-14-21	MURRAY STATE	W	69-53	472
F-Throws made per game	12.0	12.3	* 01-16-21	AUSTIN PEAY	W	74-61	482
REBOUNDS	1036	936	* 1/21/21	at Morehead State	L	57-58	290
Rebounds per game	39.8	36.0	* 01/23/21	at Eastern Kentucky	W	61-55	175
Rebounding margin	+3.8	-	* 01-28-21	SIUE	W	77-62	376
ASSISTS	345	339	* 01-30-21	EASTERN ILLINOIS	L	49-51	435
Assists per game	13.3	13.0	* 02/01/21	at UT Martin	L	70-80	437
TURNOVERS	391	391	* 02-04-21	TENNESSEE TECH	W	59-55	292
Turnovers per game	15.0	15.0	* 02-06-21	JACKSONVILLE STATE	W	62-54	358
Turnover margin	+0.0	-	* 02/09/21	at Belmont	W	70-66	111
Assist/turnover ratio	0.9	0.9	* 02/12/21	at Murray St.	L	79-81	0
STEALS	201	205	* 02/13/21	at Austin Peay	Wot	73-68	207
Steals per game	7.7	7.9	* 02-18-21	EASTERN KENTUCKY	L	72-82	281
BLOCKS	147	83	* 02-20-21	MOREHEAD STATE	W	61-52	381
Blocks per game	5.7	3.2	* 02/25/21	at Eastern Ill.	L	57-65	39
ATTENDANCE	5214	2104	* 02/27/21	at SIUE	W	63-52	50
Home games-Avg/Game	14-372	11-171	03/04/21	vs Murray St.	L	64-67	219
Neutral site-Avg/Game	-	1-219					

* - OVC game

Score by Periods	1st	2nd	3rd	4th	OT	Totals
Southeast Missouri	424	368	450	444	11	1697
Opponents	342	395	421	429	6	1593

2021-22 SOUTHEAST MISSOURI WOMEN'S BASKETBALL GUIDE

OVC STATISTICS



RECORD:	OVERALL	HOME	AWAY	NEUTRAL
ALL GAMES	13-7	7-3	6-4	0-0
CONFERENCE	13-7	7-3	6-4	0-0
NON-CONFERENCE	0-0	0-0	0-0	0-0

#	Player	gp-gs	min	avg	Total		3-Point		F-Throw		Rebounds				pf	dq	a	to	blk	stl	pts	avg
					fg-fga	fg%	3fg-fga	3fg%	ft-fga	ft%	off	def	tot	avg								
24	THOMPSON, Tesia	18-17	603	33.5	121-294	.412	8-31	.258	87-110	.791	64	102	166	9.2	42	0	45	63	8	28	337	18.7
02	SCOTT, Roshala	20-18	620	31.0	87-168	.518	24-63	.381	20-35	.571	24	49	73	3.7	44	1	71	58	6	22	218	10.9
40	SAINE, LaTrese	20-20	578	28.9	86-183	.470	3-7	.429	37-56	.661	60	123	183	9.2	64	2	24	35	80	14	212	10.6
10	PRUITT, Taelour	11-5	293	26.6	31-85	.365	16-50	.320	33-41	.805	4	14	18	1.6	23	1	28	26	0	26	111	10.1
34	BUSSARD, Sophie	20-20	718	35.9	71-172	.413	19-65	.292	24-27	.889	20	64	84	4.2	30	0	40	36	3	22	185	9.3
30	SMITH, Terri	20-16	612	30.6	53-152	.349	29-87	.333	10-13	.769	10	31	41	2.1	30	1	46	36	3	30	145	7.3
14	PILLERS, Nyrobi	14-1	149	10.6	19-39	.487	0-0	.000	10-16	.625	20	25	45	3.2	32	0	4	11	2	2	48	3.4
13	WATSON, Deanay	16-3	166	10.4	14-34	.412	1-1	1.000	9-13	.692	18	32	50	3.1	16	0	3	12	0	5	38	2.4
44	MAYFIELD, Michaela	10-0	56	5.6	6-15	.400	0-0	.000	3-4	.750	8	2	10	1.0	5	0	3	5	0	1	15	1.5
12	HANCOCK, Sophia	17-0	167	9.8	9-25	.360	0-1	.000	7-12	.583	12	15	27	1.6	16	0	6	15	1	9	25	1.5
01	ALLEN, Kennedi	3-0	43	14.3	2-8	.250	0-0	.000	0-0	.000	1	8	9	3.0	4	0	1	2	7	0	4	1.3
04	JOHNS, Briana	4-0	20	5.0	0-6	.000	0-5	.000	0-0	.000	0	1	1	0.3	0	0	1	1	0	0	0	0.0
Team											46	43	89				8					
Total.....		20	4025		499-1181	.423	100-310	.323	240-327	.734	287	509	796	39.8	306	5	272	308	110	159	1338	66.9
Opponents.....		20	4025		439-1169	.376	104-375	.277	239-321	.745	263	432	695	34.8	325	-	255	300	54	164	1221	61.0

TEAM STATISTICS	SEMOW	OPP	Date	Opponent	Score	Att.
SCORING	1338	1221	* 12-18-20	UT MARTIN	L 58-61	274
Points per game	66.9	61.0	* 12/30/20	at Tennessee Tech	W 79-70	444
Scoring margin	+5.9	-	* 01-02-21	TENNESSEE STATE	W 84-50	370
FIELD GOALS-ATT	499-1181	439-1169	* 01/09/21	at Tennessee St.	W 64-45	132
Field goal pct	.423	.376	* 01-14-21	MURRAY STATE	W 69-53	472
3 POINT FG-ATT	100-310	104-375	* 01-16-21	AUSTIN PEAY	W 74-61	482
3-point FG pct	.323	.277	* 1/21/21	at Morehead State	L 57-58	290
3-pt FG made per game	5.0	5.2	* 01/23/21	at Eastern Kentucky	W 61-55	175
FREE THROWS-ATT	240-327	239-321	* 01-28-21	SIUE	W 77-62	376
Free throw pct	.734	.745	* 01-30-21	EASTERN ILLINOIS	L 49-51	435
F-Throws made per game	12.0	12.0	* 02/01/21	at UT Martin	L 70-80	437
REBOUNDS	796	695	* 02-04-21	TENNESSEE TECH	W 59-55	292
Rebounds per game	39.8	34.8	* 02-06-21	JACKSONVILLE STATE	W 62-54	358
Rebounding margin	+5.1	-	* 02/09/21	at Belmont	W 70-66	111
ASSISTS	272	255	* 02/12/21	at Murray St.	L 79-81	0
Assists per game	13.6	12.8	* 02/13/21	at Austin Peay	Wot 73-68	207
TURNOVERS	308	300	* 02-18-21	EASTERN KENTUCKY	L 72-82	281
Turnovers per game	15.4	15.0	* 02-20-21	MOREHEAD STATE	W 61-52	381
Turnover margin	-0.4	-	* 02/25/21	at Eastern Ill.	L 57-65	39
Assist/turnover ratio	0.9	0.9	* 02/27/21	at SIUE	W 63-52	50
STEALS	159	164	* - OVC game			
Steals per game	8.0	8.2				
BLOCKS	110	54				
Blocks per game	5.5	2.7				
ATTENDANCE	3721	1885				
Home games-Avg/Game	10-372	10-188				
Neutral site-Avg/Game	-	0-0				

Score by Periods	1st	2nd	3rd	4th	OT	Totals
Southeast Missouri	333	292	349	353	11	1338
Opponents	276	284	327	328	6	1221



2021-22 SOUTHEAST MISSOURI WOMEN'S BASKETBALL GUIDE

GAME-BY-GAME

TEAM STATISTICS

Opponent	Date	Score	W/L	---TOTAL---		--3-PTRS--		---REBOUNDS---		PF		A	TO	Blk	Stl	Pts---Avg	
				FG-FGA	Pct	3FG-FGA	Pct	FT-FTA	Pct	Off	Def	Tot	Avg				
#5 LOUISVILLE	11-25-20	53-74	L	15-55	.273	5-14	.357	18-22	.818	16	20	36	36.0	22	9	19	53.0
EUTECHICS	12-01-20	75-44	W	33-65	.508	2-17	.118	7-13	.538	18	27	45	40.5	14	22	11	75.0
EASTERN MICHIGAN	12-06-20	49-63	L	14-51	.275	4-15	.267	17-23	.739	12	29	41	40.7	8	7	15	49.0
WESTERN ILLINOIS	12-11-20	67-57	W	27-58	.466	5-12	.417	8-13	.615	13	29	42	41.0	22	17	20	67.0
at Southern Ill.	12-13-20	51-67	L	19-55	.345	2-6	.333	11-17	.647	8	25	33	39.4	18	9	11	51.0
UT MARTIN	12-18-20	58-61	L	21-64	.328	4-15	.267	12-15	.800	19	21	40	39.5	16	13	13	58.0
at Tennessee Tech	12/30/20	79-70	W	32-58	.552	6-12	.500	9-12	.750	11	32	43	40.0	19	16	15	79.0
TENNESSEE STATE	01-02-21	84-50	W	31-70	.443	10-26	.385	12-17	.706	25	29	54	41.8	13	19	15	84.0
at Tennessee St.	01/09/21	64-45	W	24-60	.400	3-16	.188	13-19	.684	14	26	40	41.6	14	14	19	64.0
MURRAY STATE	01-14-21	69-53	W	23-56	.411	6-12	.500	17-23	.739	10	34	44	41.8	9	10	11	69.0
AUSTIN PEAY	01-16-21	74-61	W	25-52	.481	5-13	.385	19-24	.792	10	28	38	41.5	17	13	18	74.0
at Morehead State	1/21/21	57-58	L	20-60	.333	5-17	.294	12-21	.571	19	31	50	42.2	19	7	15	57.0
at Eastern Kentucky	01/23/21	61-55	W	23-63	.365	4-17	.235	11-13	.846	14	23	37	41.8	9	17	15	61.0
SIUE	01-28-21	77-62	W	30-59	.508	8-15	.533	9-12	.750	15	27	42	41.8	11	20	20	77.0
EASTERN ILLINOIS	01-30-21	49-51	L	16-52	.308	0-12	.000	17-21	.810	15	31	46	42.1	13	4	13	49.0
at UT Martin	02/01/21	70-80	L	28-58	.483	5-14	.357	9-14	.643	14	24	38	41.8	16	15	19	70.0
TENNESSEE TECH	02-04-21	59-55	W	24-57	.421	3-12	.250	8-11	.727	12	18	30	41.1	11	14	11	59.0
JACKSONVILLE STATE	02-06-21	62-54	W	25-60	.417	3-15	.200	9-13	.692	9	25	34	40.7	20	13	14	62.0
at Belmont	02/09/21	70-66	W	26-62	.419	6-18	.333	12-19	.632	22	22	44	40.9	14	11	16	70.0
at Murray St.	02/12/21	79-81	L	30-68	.441	5-20	.250	14-17	.824	15	24	39	40.8	22	9	10	79.0
at Austin Peay	02/13/21	73-68	Wot	25-53	.472	5-9	.556	18-24	.750	7	26	33	40.4	17	11	17	73.0
EASTERN KENTUCKY	02-18-21	72-82	L	25-61	.410	4-18	.222	18-26	.692	19	19	38	40.3	24	15	15	72.0
MOREHEAD STATE	02-20-21	61-52	W	22-61	.361	2-14	.143	15-18	.833	18	19	37	40.2	16	15	12	61.0
at Eastern Ill.	02/25/21	57-65	L	22-53	.415	9-19	.474	4-6	.667	10	26	36	40.0	14	15	22	57.0
at SIUE	02/27/21	63-52	W	27-54	.500	7-16	.438	2-2	1.000	9	24	33	39.7	12	21	18	63.0
vs Murray St.	03/04/21	64-67	L	25-70	.357	3-16	.188	11-16	.688	14	29	43	39.8	19	9	7	64.0
Southeast Missouri	1697			632-1535	.412	121-390	.310	312-431	.724	368	668	1036	39.8	409	345	391	65.3
Opponents	1593			565-1524	.371	142-512	.277	321-430	.747	348	588	936	36.0	418	339	391	61.3

Games played: 26
Points/game: 65.3
FG Pct: 41.2
3FG Pct: 31.0
FT Pct: 72.4

Rebounds/game: 39.8
Assists/game: 13.3
Turnovers/game: 15.0
Assist/turnover ratio: 0.9
Steals/game: 7.7
Blocks/game: 5.7

2021-22 SOUTHEAST MISSOURI WOMEN'S BASKETBALL GUIDE

GAME-BY-GAME



	Score	FG-A	Pct.	3FG-A	Pct.	FT-A	Pct.	Off	Def	Total	F	A	TO	B	S
#5 Louisville	74	26-64	.406	2-17	.118	20-27	.741	24	26	50	17	15	16	10	11
Southeast Missouri	53	15-55	.273	5-14	.357	18-22	.818	16	20	36	22	9	19	1	7
UHSP	44	14-46	.304	7-19	.368	9-9	1.000	5	17	22	15	8	19	2	6
Southeast Missouri	75	33-65	.508	2-17	.118	7-13	.538	18	27	45	14	22	11	9	12
Eastern Michigan	63	24-64	.375	10-25	.400	5-9	.556	13	28	41	16	18	11	2	9
Southeast Missouri	49	14-51	.275	4-15	.267	17-23	.739	12	29	41	8	7	15	7	4
Western Illinois	57	19-62	.306	8-33	.242	11-15	.733	15	20	35	15	15	20	2	7
Southeast Missouri	67	27-58	.466	5-12	.417	8-13	.615	13	29	42	22	17	20	4	7
Southeast Missouri	51	19-55	.345	2-6	.333	11-17	.647	8	25	33	18	9	11	6	7
Southern Illinois	67	22-61	.361	8-29	.276	15-22	.682	17	32	49	15	18	13	6	5
UT Martin	61	22-54	.407	3-10	.300	14-18	.778	12	25	37	15	15	14	1	6
Southeast Missouri	58	21-64	.328	4-15	.267	12-15	.800	19	21	40	16	13	13	5	8
Southeast Missouri	79	32-58	.552	6-12	.500	9-12	.750	11	32	43	19	16	15	9	4
Tennessee Tech	70	27-67	.403	8-26	.308	8-12	.667	10	16	26	15	17	7	2	11
Tennessee State	50	20-58	.345	6-17	.353	4-7	.571	11	19	30	20	10	17	0	8
Southeast Missouri	84	31-70	.443	10-26	.385	12-17	.706	25	29	54	13	19	15	6	7
Southeast Missouri	64	24-60	.400	3-16	.188	13-19	.684	14	26	40	14	14	19	8	13
Tennessee State	45	17-55	.309	3-17	.176	8-11	.727	14	24	38	16	4	27	3	6
Murray State	53	19-69	.275	5-20	.250	10-10	1.000	18	26	44	18	12	12	2	7
Southeast Missouri	69	23-55	.418	6-12	.500	17-23	.739	10	34	44	9	10	11	13	4
Austin Peay	61	20-65	.308	9-35	.257	12-15	.800	18	18	36	27	12	17	3	6
Southeast Missouri	74	25-52	.481	5-13	.385	19-24	.792	10	28	38	17	13	18	2	6
Southeast Missouri	57	20-60	.333	5-17	.294	12-21	.571	19	31	50	19	7	15	11	5
Morehead State	58	21-59	.356	6-17	.353	10-18	.556	12	26	38	16	8	11	13	6
Southeast Missouri	61	23-63	.365	4-17	.235	11-13	.846	14	23	37	9	17	15	6	11
Eastern Kentucky	55	23-56	.411	4-16	.250	5-5	1.000	10	25	35	11	11	21	5	7
SIUE	62	23-66	.348	4-13	.308	12-18	.667	19	15	34	15	15	15	0	13
Southeast Missouri	77	30-59	.508	8-15	.533	9-12	.750	15	27	42	11	20	20	8	6
Eastern Illinois	51	17-55	.309	4-21	.190	13-19	.684	10	22	32	17	8	7	1	7
Southeast Missouri	49	16-52	.308	0-12	.000	17-21	.810	15	31	46	13	4	13	6	4
Southeast Missouri	70	28-58	.483	5-14	.357	9-14	.643	14	24	38	16	15	19	3	11
UT Martin	80	28-59	.475	7-18	.389	17-23	.739	11	18	29	36.1	17	20	12	0
Tennessee Tech	55	23-53	.434	3-13	.231	6-7	.857	12	21	33	13	15	19	1	6
Southeast Missouri	59	24-57	.421	3-12	.250	8-11	.727	12	18	30	11	14	11	3	10
Jacksonville State	54	18-62	.290	2-17	.118	16-24	.667	22	28	50	10	11	18	0	8
Southeast Missouri	62	25-60	.417	3-15	.200	9-13	.692	9	25	34	20	13	14	7	10
Southeast Missouri	70	26-62	.419	6-18	.333	12-19	.632	22	22	44	14	11	16	4	6
Belmont	66	25-57	.439	8-25	.320	8-11	.727	12	17	29	21	14	14	6	13
Southeast Missouri	79	30-68	.441	5-20	.250	14-17	.824	15	24	39	22	9	10	3	5
Murray State	81	25-62	.403	6-20	.300	25-29	.862	14	25	39	16	10	8	1	5
Southeast Missouri	73	25-53	.472	5-9	.556	18-24	.750	7	26	33	17	11	17	5	12
Austin Peay	68	22-56	.393	10-31	.323	14-19	.737	12	24	36	17	13	20	1	8
Eastern Kentucky	82	25-48	.521	5-11	.455	27-32	.844	7	21	28	21	15	13	4	8
Southeast Missouri	72	25-61	.410	4-18	.222	18-26	.692	19	19	38	24	15	15	1	5
Morehead State	52	17-52	.327	8-21	.381	10-14	.714	17	21	38	15	13	21	5	5
Southeast Missouri	61	22-61	.361	2-14	.143	15-18	.833	18	19	37	16	15	12	5	17
Southeast Missouri	57	22-53	.415	9-19	.474	4-6	.667	10	26	36	14	15	22	4	7
Eastern Illinois	65	28-61	.459	0-9	.000	9-15	.600	11	22	33	14	19	11	2	14
Southeast Missouri	63	27-54	.500	7-16	.438	2-2	1.000	9	24	33	12	21	18	1	9
SIU Edwardsville	52	19-53	.358	3-18	.167	11-14	.786	11	18	29	11	13	16	3	10
Murray State	67	21-58	.362	3-14	.214	22-27	.815	11	33	44	15	10	12	7	3
Southeast Missouri	64	25-70	.357	3-16	.188	11-16	.688	14	29	43	19	9	7	10	5

Season-Best are in BOLD



2021-22 SOUTHEAST MISSOURI WOMEN'S BASKETBALL GUIDE

COMPARISON

(SEMO/Opponent)

Opponent	1st	2nd	Score	Mar	Total FG	FG Pct.	3-Pts.	3FG Pct.	Free Throws	FT Pct.	Rebounds	Assist	T/Over	Block	Steal	Fouls
#5 Louisville	24/38	29/36	53/74	-21	15/26	.273/.406	5/2	.357/.118	18/20	.741/.818	36/50	9/15	19/16	1/10	7/11	22/17
UHSP	38/22	37/22	75/44	+31	33/14	.508/.304	2/7	.118/.368	7/9	.538/1.000	45/22	22/8	11/19	9/2	12/6	14/15
Eastern Michigan	22/35	27/28	49/63	-14	14/24	.275/.375	4/10	.267/.400	17/5	.739/.556	41/41	7/18	15/11	7/2	4/9	8/16
Western Illinois	27/22	40/35	67/57	+10	27/19	.466/.306	5/8	.417/.242	8/11	.615/.733	42/35	17/15	20/20	4/2	7/7	22/15
Southern Illinois	26/34	25/33	51/67	-16	19/22	.345/.361	2/8	.333/.276	11/15	.647/.682	33/49	9/18	11/13	6/6	7/5	18/15
UT Martin	16/28	42/33	58-61	-3	21/22	.328/.407	4/3	.267/.300	12/14	.800/.778	40/37	13/15	13/14	5/1	7/6	16/15
Tennessee Tech	37/37	42/33	79-70	+9	32/27	.552/.403	6/8	.500/.308	9/8	.750/.667	43/26	16/17	15/7	9/2	4/11	19/15
Tennessee State	37/15	47/35	84-50	+34	31/20	.443/.345	10/6	.385/.353	12/4	.706/.571	54/30	19/10	15/17	6/0	7/8	13/20
Tennessee State	29/15	35/30	64-45	+19	24/17	.400/.309	3/3	.188/.176	13/8	.684/.727	40/38	14/4	19/27	8/3	13/6	14/16
Murray State	25/24	44/29	69-53	+16	23/19	.418/.275	6/5	.500/.250	17/10	.739/1.000	44/44	10/12	11/12	13/2	4/7	9/18
Austin Peay	39/24	35/37	74-61	+13	25/20	.481/.308	5/9	.385/.257	19/12	.792/.800	38/36	13/12	18/17	2/3	6/6	17/27
Morehead State	28/26	29/32	57-58	-1	20/21	.333/.356	5/6	.294/.353	12/10	.571/.556	50/38	7/8	15/11	11/13	5/6	19/16
Eastern Kentucky	29/29	32/26	61-55	+6	23/23	.365/.411	4/4	.235/.250	11/5	.846/1.000	37/35	17/11	15/21	6/5	11/7	9/11
SIUE	33/23	44/39	77-62	+15	30/23	.508/.348	8/4	.533/.308	9/12	.750/.667	42/34	20/15	20/15	8/0	6/13	11/15
Eastern Illinois	22/21	27/30	49-51	-2	16/17	.308/.309	0/4	.000/.190	17/13	.810/.684	46/32	4/8	13/7	6/1	4/7	13/17
UT Martin	43/41	27/39	70-80	-10	28/28	.483/.475	5/7	.357/.389	9/17	.643/.739	38/29	15/20	19/12	3/0	11/10	16/17
Tennessee Tech	26/21	33/34	59-55	+4	24/23	.421/.434	3/3	.250/.231	8/6	.727/.857	30/33	14/15	11/19	3/1	10/6	11/13
Jacksonville State	37/29	25/25	62-54	+8	25/18	.417/.290	3/2	.200/.118	9/16	.692/.667	34/50	13/11	14/18	7/0	10/8	20/10
Belmont	26/36	44/30	70-66	+4	26/25	.419/.439	6/8	.333/.320	12/8	.632/.727	44/29	11/14	16/14	4/6	6/13	14/21
Murray State	34/47	45/34	79-81	-2	30/25	.441/.403	5/6	.250/.300	14/25	.824/.862	39/39	9/10	10/8	3/1	5/5	22/16
Austin Peay	32/32	30/30	73-68	+5	25/22	.472/.393	5/10	.556/.323	18/14	.750/.737	33/36	11/13	17/20	5/1	12/8	17/17
Eastern Kentucky	37/51	35/31	72-82	-10	25/25	.410/.521	4/5	.222/.455	18/27	.692/.844	38/28	15/15	15/13	1/4	5/8	24/21
Morehead State	35/20	26/32	61-52	+9	22/17	.361/.327	2/8	.143/.381	15/10	.833/.714	37/38	15/13	12/21	5/5	17/5	16/15
Eastern Illinois	25/19	32/46	57-65	-8	22/28	.415/.459	9/0	.474/.000	4/9	.667/.600	36/33	15/19	22/11	4/2	7/14	14/14
SIU Edwardsville	35/22	28/30	63-52	+11	27/19	.500/.358	7/3	.438/.167	2/11	1.000/.786	33/29	21/13	18/16	1/3	9/10	12/11
Murray State	30/26	34/41	64-67	-3	25/21	.357/.362	3/3	.188/.214	11/22	.688/.815	43/44	9/10	7/12	10/7	5/3	19/15

Specialty Stats

Opponent	W/L	Points in the Paint		2nd Chance Points		Points off Turnovers		Fastbreak Points		Bench Points	
		SEMO	Opp.	SEMO	Opp.	SEMO	Opp.	SEMO	Opp.	SEMO	Opp.
#5 Louisville	L, 53-74	12	34	13	21	10	26	0	12	10	18
UHSP	W, 75-44	48	6	22	2	29	13	16	2	19	5
Eastern Michigan	L, 49-63	16	26	10	20	9	10	2	2	4	17
Western Illinois	W, 67-57	30	22	16	17	17	12	4	2	12	16
Southern Illinois	L, 51-67	28	26	8	16	9	7	0	4	10	32
UT Martin	L, 58-61	28	26	15	8	13	6	2	2	11	12
Tennessee Tech	W, 79-70	44	38	17	11	11	25	5	9	13	11
Tennessee State	W, 84-50	32	26	26	0	18	14	10	6	12	6
Tennessee State	W, 64-45	38	26	14	12	26	13	14	7	10	16
Murray State	W, 69-53	28	22	6	11	15	4	4	2	7	8
Austin Peay	W, 74-61	28	18	10	13	20	17	4	2	11	35
Morehead State	L, 57-58	24	22	12	12	8	11	5	7	4	9
Eastern Kentucky	W, 74-61	28	26	12	7	16	10	10	2	2	8
SIUE	W, 77-62	38	28	13	14	14	15	6	4	2	17
Eastern Illinois	L, 49-51	18	24	4	12	8	4	4	2	0	0
UT Martin	L, 70-80	34	30	11	9	14	23	17	5	3	15
Tennessee Tech	W, 59-55	28	34	8	6	16	22	8	10	6	3
Jacksonville State	W, 62-54	30	26	5	6	18	11	10	6	10	4
Belmont	W, 70-66	30	26	24	8	21	15	6	11	13	6
Murray State	L, 79-81	40	32	21	16	12	13	18	6	14	22
Austin Peay	W, 70-66, OT	34	20	5	15	18	13	13	3	25	14
Eastern Kentucky	L, 72-82	34	26	18	6	20	17	4	4	53	22
Morehead State	W, 61-52	26	8	12	7	26	8	4	8	24	15
Eastern Illinois	L, 57-65	22	48	14	12	3	24	5	11	0	12
SIU Edwardsville	W, 63-52	24	26	8	8	6	10	2	9	6	16
Murray State	L, 64-67	40	26	12	6	16	9	14	13	0	2

2021-22 SOUTHEAST MISSOURI WOMEN'S BASKETBALL GUIDE

GAME-BY-GAME



Opponent	W/L	Score	Points	Rebounds	Assists	Blocks	Steals
#5 Louisville	L	53-74	Thompson (21)	Saine (10)	Three Players (2)	Mayfield (1)	Scott, Pillers (2)
UHSP	W	75-44	Thompson (18)	Three Players (7)	Scott, Pruitt (5)	Saine (4)	Scott, Thompson (3)
Eastern Michigan	L	49-63	Thompson (30)	Saine (8)	Scott (3)	Saine (5)	Thompson (2)
Western Illinois	W	67-57	Saine (16)	Bussard (7)	Scott (6)	Saine (2)	Scott (4)
Southern Illinois	L	51-67	Pruitt (19)	Saine (6)	Four Players (2)	Saine (3)	Pruitt, Bussard (2)
UT Martin	L	58-61	Thompson (18)	Thompson (8)	Pruitt (5)	Allen (3)	Three Players (2)
Tennessee Tech	W	79-70	Thompson (21)	Thompson (16)	Scott (5)	Saine (5)	Pruitt (2)
Tennessee State	W	84-50	Bussard (22)	Thompson, Saine (10)	Scott (6)	Saine (3)	Thompson (4)
Tennessee State	W	64-45	Saine (16)	Thompson (12)	Scott, Smith (3)	Saine (6)	Pruitt (5)
Murray State	W	69-53	Thompson (28)	Saine (16)	Thompson (3)	Saine (10)	Saine (2)
Austin Peay	W	74-61	Thompson (33)	Thompson, Saine (7)	Scott (5)	Saine, Pillers (1)	Thompson (2)
Morehead State	L	57-58	Saine (19)	Saine (14)	Smith (3)	Saine (9)	Thompson (2)
Eastern Kentucky	W	61-55	Thompson (18)	Saine (11)	Scott (6)	Thompson (3)	Scott, Thompson (3)
SIU Edwardsville	W	77-62	Saine (27)	Saine (15)	Scott (6)	Saine (7)	Scott, Smith (2)
Eastern Illinois	L	49-51	Thompson (17)	Thompson (12)	Smith (2)	Saine (4)	Thompson (2)
UT Martin	L	70-80	Scott (22)	Saine (11)	Scott (4)	Saine (2)	Smith (7)
Tennessee Tech	W	59-55	Thompson (17)	Bussard (6)	Thompson (7)	Saine (3)	Hancock (4)
Jacksonville State	W	62-54	Thompson (26)	Thompson (14)	Scott, Thompson (3)	Saine (6)	Bussard, Pruitt (3)
Belmont	W	70-66	Thompson, Scott (15)	Thompson (14)	Scott, Thompson (3)	Saine (4)	Bussard, Thompson (2)
Murray State	L	79-81	Scott (22)	Thompson (11)	Thompson (4)	Saine (2)	Saine (2)
Austin Peay	W OT	73-68	Pruitt (25)	Saine (14)	Pruitt (4)	Saine (4)	Pruitt (4)
Eastern Kentucky	L	72-82	Thompson (31)	Thompson (11)	Four Players (3)	Saine (1)	Five Players (1)
Morehead State	W	61-52	Pruitt (17)	Saine (12)	Saine (4)	Saine (5)	Bussard, Smith, Pruitt (4)
Eastern Illinois	L	57-65	Smith (17)	Watson (9)	Scott (7)	Saine (4)	Scott, Pruitt, Bussard (2)
SIU Edwardsville	W	63-52	Smith (14)	Bussard, Saine (7)	Bussard (7)	Saine (1)	Hancock (3)
Murray State	L	64-67	Scott (22)	Watson (10)	Bussard (4)	Saine (9)	Scott (2)

Game-By-Game Starters

Opponent	G	G	G	G/F	F	Combo (W-L)
#5 Louisville	Thompson	Bussard	Scott	Pruitt (G)	Saine	#1 (0-1)
UHSP	Thompson	Bussard	Scott	Pillers (F)	Saine	#2 (1-0)
Eastern Michigan	Thompson	Bussard	Scott	Pruitt (G)	Saine	#1 (0-2)
Western Illinois	Thompson	Bussard	Pruitt	Pillers (F)	Saine	#3 (1-0)
Southern Illinois	Thompson	Bussard	Pruitt	Pillers (F)	Saine	#3 (1-1)
UT Martin	Thompson	Bussard	Pruitt	Pillers (F)	Saine	#3 (1-2)
Tennessee Tech	Thompson	Bussard	Scott	Pruitt (G)	Saine	#1 (1-2)
Tennessee State	Thompson	Bussard	Scott	Pruitt (G)	Saine	#1 (2-2)
Tennessee State	Thompson	Bussard	Scott	Pruitt (G)	Saine	#1 (3-2)
Murray State	Thompson	Bussard	Scott	Smith (G)	Saine	#4 (1-0)
Austin Peay	Thompson	Bussard	Scott	Smith (G)	Saine	#4 (2-0)
Morehead State	Thompson	Bussard	Scott	Smith (G)	Saine	#4 (2-1)
Eastern Kentucky	Thompson	Bussard	Scott	Smith (G)	Saine	#4 (3-1)
SIU Edwardsville	Thompson	Bussard	Scott	Smith (G)	Saine	#4 (4-1)
Eastern Illinois	Thompson	Bussard	Scott	Smith (G)	Saine	#4 (4-2)
UT Martin	Thompson	Bussard	Scott	Smith (G)	Saine	#4 (4-3)
Tennessee Tech	Thompson	Bussard	Scott	Smith (G)	Saine	#4 (5-3)
Jacksonville State	Thompson	Bussard	Scott	Smith (G)	Saine	#4 (6-3)
Belmont	Thompson	Bussard	Scott	Smith (G)	Saine	#4 (7-3)
Murray State	Thompson	Bussard	Scott	Smith (G)	Saine	#4 (8-3)
Austin Peay	Thompson	Bussard	Scott	Smith (G)	Saine	#4 (9-3)
Eastern Kentucky	Watson	Bussard	Pruitt	Smith (G)	Saine	#5 (0-1)
Morehead State	Thompson	Bussard	Scott	Smith (G)	Saine	#4 (10-3)
Eastern Illinois	Watson	Bussard	Scott	Smith (G)	Saine	#6 (0-1)
SIU Edwardsville	Watson	Bussard	Scott	Smith (G)	Saine	#6 (1-1)
Murray State	Watson	Bussard	Scott	Smith (G)	Saine	#6 (1-2)

2-TIME OVC REGULAR-SEASON CHAMPIONS | 2-TIME OVC TOURNAMENT CHAMPIONS



2021-22 SOUTHEAST MISSOURI WOMEN'S BASKETBALL GUIDE

TEAM LEADERS

POINTS	G	Pts	Pts/G
THOMPSON, Tesia.....	23	430	18.7
SAINE, LaTrese.....	26	270	10.4
SCOTT, Roshala.....	26	265	10.2
BUSSARD, Sophie.....	26	230	8.8
SMITH, Terri.....	26	161	6.2
PRUITT, Taelour.....	16	159	9.9
PILLERS, Nyrobi.....	19	63	3.3
WATSON, Deanay.....	21	57	2.7
HANCOCK, Sophia.....	20	27	1.4
MAYFIELD, Michaela..	14	20	1.4
ALLEN, Kennedi.....	8	15	1.9

FG PERCENTAGE	FG ATT	Pct
SCOTT, Roshala.....	107 221	.484
SAINE, LaTrese.....	110 230	.478
PILLERS, Nyrobi.....	24 52	.462
MAYFIELD, Michaela..	8 18	.444
THOMPSON, Tesia.....	153 373	.410
BUSSARD, Sophie.....	88 216	.407
ALLEN, Kennedi.....	6 15	.400
WATSON, Deanay.....	22 57	.386
PRUITT, Taelour.....	47 139	.338
SMITH, Terri.....	58 177	.328
HANCOCK, Sophia.....	9 30	.300
JOHNS, Briana.....	0 7	.000

3-POINT PERCENTAGE	3FG ATT	Pct
WATSON, Deanay.....	1 1	1.000
SAINE, LaTrese.....	5 11	.455
SCOTT, Roshala.....	26 78	.333
SMITH, Terri.....	33 102	.324
PRUITT, Taelour.....	22 72	.306
BUSSARD, Sophie.....	22 76	.289
THOMPSON, Tesia.....	12 44	.273
JOHNS, Briana.....	0 5	.000
HANCOCK, Sophia.....	0 1	.000

FT PERCENTAGE	FT ATT	Pct
BUSSARD, Sophie.....	32 36	.889
PRUITT, Taelour.....	43 51	.843
SMITH, Terri.....	12 15	.800
THOMPSON, Tesia.....	112 145	.772
SAINE, LaTrese.....	45 66	.682
MAYFIELD, Michaela..	4 6	.667

SCORING AVERAGE	G	Pts	Avg/G
THOMPSON, Tesia.....	23	430	18.7
SAINE, LaTrese.....	26	270	10.4
SCOTT, Roshala.....	26	265	10.2
PRUITT, Taelour.....	16	159	9.9
BUSSARD, Sophie.....	26	230	8.8
SMITH, Terri.....	26	161	6.2
PILLERS, Nyrobi.....	19	63	3.3
WATSON, Deanay.....	21	57	2.7
ALLEN, Kennedi.....	8	15	1.9
MAYFIELD, Michaela..	14	20	1.4
HANCOCK, Sophia.....	20	27	1.4
JOHNS, Briana.....	5	0	0.0

FIELD GOAL ATTEMPTS	G	Att	Att/G
THOMPSON, Tesia.....	23	373	16.2
SAINE, LaTrese.....	26	230	8.8
SCOTT, Roshala.....	26	221	8.5
BUSSARD, Sophie.....	26	216	8.3
SMITH, Terri.....	26	177	6.8

FIELD GOALS MADE	G	Made	Made/G
THOMPSON, Tesia.....	23	153	6.7
SAINE, LaTrese.....	26	110	4.2
SCOTT, Roshala.....	26	107	4.1
BUSSARD, Sophie.....	26	88	3.4
SMITH, Terri.....	26	58	2.2

3-POINT FG ATTEMPTS	G	Att	Att/G
SMITH, Terri.....	26	102	3.9
SCOTT, Roshala.....	26	78	3.0
BUSSARD, Sophie.....	26	76	2.9
PRUITT, Taelour.....	16	72	4.5
THOMPSON, Tesia.....	23	44	1.9

3-POINT FGS MADE	G	Made	Made/G
SMITH, Terri.....	26	33	1.3
SCOTT, Roshala.....	26	26	1.0
PRUITT, Taelour.....	16	22	1.4
BUSSARD, Sophie.....	26	22	0.8
THOMPSON, Tesia.....	23	12	0.5

FREE THROW ATTEMPTS	G	Att	Att/G
THOMPSON, Tesia.....	23	145	6.3
SAINE, LaTrese.....	26	66	2.5
PRUITT, Taelour.....	16	51	3.2
SCOTT, Roshala.....	26	44	1.7
BUSSARD, Sophie.....	26	36	1.4

2021-22 SOUTHEAST MISSOURI WOMEN'S BASKETBALL GUIDE

TEAM LEADERS



ALLEN, Kennedy.....	3	5	.600
PILLERS, Nyrobi.....	15	26	.577
WATSON, Deanay.....	12	21	.571
SCOTT, Roshala.....	25	44	.568
HANCOCK, Sophia.....	9	16	.563

FREE THROWS MADE	G	Made	Made/G
THOMPSON, Tesia.....	23	112	4.9
SAINE, LaTrese.....	26	45	1.7
PRUITT, Taelour.....	16	43	2.7
BUSSARD, Sophie.....	26	32	1.2
SCOTT, Roshala.....	26	25	1.0

REBOUNDS	G	Reb	Reb/G
SAINE, LaTrese.....	26	222	8.5
THOMPSON, Tesia.....	23	195	8.5
BUSSARD, Sophie.....	26	113	4.3
SCOTT, Roshala.....	26	102	3.9
WATSON, Deanay.....	21	72	3.4

ASSISTS	G	No.	A/G
SCOTT, Roshala.....	26	88	3.4
BUSSARD, Sophie.....	26	55	2.1
SMITH, Terri.....	26	53	2.0
THOMPSON, Tesia.....	23	52	2.3
PRUITT, Taelour.....	16	43	2.7

REBOUND AVERAGE	G	Reb	Avg/G
SAINE, LaTrese.....	26	222	8.5
THOMPSON, Tesia.....	23	195	8.5
BUSSARD, Sophie.....	26	113	4.3
SCOTT, Roshala.....	26	102	3.9
WATSON, Deanay.....	21	72	3.4

STEALS	G	No.	S/G
SCOTT, Roshala.....	26	35	1.3
THOMPSON, Tesia.....	23	35	1.5
SMITH, Terri.....	26	32	1.2
PRUITT, Taelour.....	16	28	1.8
BUSSARD, Sophie.....	26	27	1.0

OFFENSIVE REBOUNDS	G	No.	Avg/G
THOMPSON, Tesia.....	23	75	3.3
SAINE, LaTrese.....	26	72	2.8
SCOTT, Roshala.....	26	36	1.4
BUSSARD, Sophie.....	26	31	1.2
PILLERS, Nyrobi.....	19	25	1.3

BLOCKED SHOTS	G	No.	Blk/G
SAINE, LaTrese.....	26	103	4.0
ALLEN, Kennedy.....	8	11	1.4
THOMPSON, Tesia.....	23	10	0.4
SCOTT, Roshala.....	26	7	0.3
PILLERS, Nyrobi.....	19	5	0.3

DEFENSIVE REBOUNDS	G	No.	Avg/G
SAINE, LaTrese.....	26	150	5.8
THOMPSON, Tesia.....	23	120	5.2
BUSSARD, Sophie.....	26	82	3.2
SCOTT, Roshala.....	26	66	2.5
WATSON, Deanay.....	21	48	2.3

MINUTES	G	No.	Min/G
BUSSARD, Sophie.....	26	931	35.8
SCOTT, Roshala.....	26	805	31.0
THOMPSON, Tesia.....	23	750	32.6
SAINE, LaTrese.....	26	732	28.2
SMITH, Terri.....	26	714	27.5

FOULS	G	No.	Per/G
SAINE, LaTrese.....	26	84	3.2
SCOTT, Roshala.....	26	54	2.1
THOMPSON, Tesia.....	23	52	2.3
PILLERS, Nyrobi.....	19	47	2.5
BUSSARD, Sophie.....	26	38	1.5

TURNOVERS	G	No.	TO/G
THOMPSON, Tesia.....	23	78	3.4
SCOTT, Roshala.....	26	73	2.8
BUSSARD, Sophie.....	26	44	1.7
SAINE, LaTrese.....	26	43	1.7
SMITH, Terri.....	26	42	1.6

FOULOUTS	G	No.
SAINE, LaTrese.....	26	3
SCOTT, Roshala.....	26	1
PILLERS, Nyrobi.....	19	1
SMITH, Terri.....	26	1
PRUITT, Taelour.....	16	1

**DO
YOU
HAVE
THE
WILL
TO**

**make a
medical
discovery?**



**SOUTHEAST MISSOURI
STATE UNIVERSITY · 1873**



SINCE 1948

2021-22



THE OVC



2021-22 SOUTHEAST MISSOURI WOMEN'S BASKETBALL GUIDE

OVC HISTORY

Now in its 74th year, the Ohio Valley Conference continues to build on the success that has made it the nation's eighth-oldest NCAA Division I conference.

Beth DeBauche was named the seventh full-time Commissioner in league history on July 28, 2009. The last three commissioners of the OVC have moved onto jobs as the commissioner of the Big Ten, Big 12 and the Mid-American Conferences.

The OVC's proud history dates back to 1948, but seeds for the new league were actually planted in 1941. It was then that Roy Stewart, the athletics director at Murray State, Charles "Turkey" Hughes, the athletics director at Eastern Kentucky, and Kelly Thompson, the public relations director at Western Kentucky, first broached the idea of forming a new conference. Discussions were put on hold by World War II, but reemerged February 27-28, 1948 at the Kentucky Hotel in Louisville as the three original institutions combined with Morehead State, Louisville and Evansville to form the OVC.

In the 1950s, the OVC became a pioneer on a much more significant scale socially. During times of racial segregation, league member Morehead State became one of the first non-traditionally black mid-southern institutions to accept a black student. In 1958 Marshall Banks earned athletically-related aid at Morehead, which signed a second black athlete, Howard Murphy, a year later. In 1961 Murphy earned all-conference recognition as a halfback in football. With racial barriers broken, the rest of the institutions in the league began to provide educational and athletic opportunities to African-Americans.

After Title IX legislation passed in 1972, women's athletics began a rebirth on the national scene as the NCAA began sponsoring and marketing women's sports. Recognizing the need to provide increased opportunities for female athletes, the OVC began formulating plans for women's athletics in 1975 and established women's championships in the sports of basketball, tennis and track in 1977, with cross country and volleyball added over the next four years. Those sports were initially governed by the Association of Intercollegiate Athletics for Women (AIAW), but the overall strength of women's programs in the league was demonstrated by the automatic bids the OVC instantly received when the NCAA became the governing body in 1982. The

conference added women's golf and softball in 1994 and women's soccer in 1998.

Several coaches have made their mark in the history of OVC women's basketball. Former Tennessee Tech coach Mary-nell Meadors posted an amazing 363-139 (72.3%) record at Tech, becoming the first woman in NCAA or AIAW history to win 300 games at the same institution, while former Tennessee State skipper Teresa Phillips earned National Coach of the Year honors from USA Today in 1990 for turning around the Lady Tigers' program before going on to lead TSU to the NCAA Tournament in 1994 and 1995. Phillips was inducted into the OVC Hall of Fame in 2021 after completing a career in administration that saw her serve as TSU's Director of Athletics from 2002 through 2019. Tennessee Tech coach Bill Worrell capped a stellar 20-year career in 2005-06 and was inducted into the OVC Hall of Fame in 2007; he compiled a 408-190 record while leading the Golden Eagles to an unprecedented 16 OVC regular-season titles and eight NCAA Tournament appearances, including five straight from 1989-93. Larry Joe Inman, who retired at the conclusion of the 2007-08 season and was inducted into the OVC Hall of Fame in 2009, won more than 100 games at both Middle Tennessee and Eastern Kentucky, and earned OVC Coach of the Year honors a record eight times - five times at ECU and three at MTSU. In 2012-13 Inman came out of retirement to take the Tennessee State job; in 2014-15 he led the Lady Tigers to its first OVC Tournament Championship since 1995. Inman once again retired following the 2016-17 season, with 545 career victories.

Many great players have graced the hardwood over the years, including former OVC Players of the Year Brooke Armistead and Gerlonda Hardin from Austin Peay, Pam Chambers, Jerilynn Harper, Cheryl Taylor, Angela Moorehead, Roschelle Vaughn, Diane Seng, Janet Holt and Emily Christian from Tennessee Tech; Morehead State's Donna Murphy, Priscilla Blackford and Chynna Bozeman; Eastern Kentucky's Kim Mays; Southeast Missouri's Gray C. Harris; Murray State's Ashley Hayes; UT Martin's Heather Butler, Jasmine Newsome and Chelsey Perry; and Belmont's Darby Maggard.

Morehead State center Brittany Pittman set new school, league and NCAA standards for blocked shots in 2008-09. Pit-

tman swatted 164 shots during the season, setting a new NCAA single-season record (which has since been broken).

In 2012-13 the UT Martin duo of Jasmine Newsome and Heather Butler finished fifth and sixth nationally among NCAA scoring leaders. Newsome, the 2012 and 2013 OVC Player of the Year, averaged 22.6 points per game on the way to All-American honors while Butler averaged 22.4 points per contest. Butler set a NCAA record during the season by connecting on a 3-pointer in her 80th-straight game.

In 2013-14 Butler and Newsome capped their brilliant careers by ranking first and second in scoring in OVC history. Butler, the 2013-14 OVC Female Athlete of the Year, finished her career with 2,865 points, which ranked first in OVC and 16th in NCAA history. She also finished her career with 392 career 3-pointers (which was tied for the most in NCAA history following her career but now ranks second) and scored in double figures in all 129 career games, which ranks fifth in NCAA history. Following the season Butler was signed by the WNBA's San Antonio Stars where she became the first OVC player to make an active WNBA roster. Newsome capped her career with 2,566 points, second only to Butler in OVC history.

The league also had another historical moment in November 2008 when the NCAA awarded Nashville the 2014 NCAA Women's Division I Final Four. The OVC served as the host of the prestigious event, which is one of the biggest sporting events the city of Nashville can host. The event was held April 6 and 8 at Bridgestone Arena in downtown Nashville and was played in front of sold-out crowds for both the semifinals and championship as UConn topped Notre Dame in a battle of undefeated teams to win its ninth national title.

In 2017-18, Belmont completed its second-straight undefeated league season, increasing its winning streak in Conference games (both regular season and tournament) to 46 games. The Bruins were ranked in both the USA Today Coaches Poll and Associated Press Poll during the year, becoming the first OVC team to be nationally-ranked since 1992-93. The Bruins finished the year ranked No. 23 in the AP poll.

Belmont guard Darby Maggard capped her career in 2018-19 by earning her fourth-straight first-team All-OVC honor in addition to earning her fourth-straight OVC



All-Tournament honors. She became the first player in NCAA history to make at least 400 3-pointers and dish out at least 650 assists in a career while her 92.4 percent career free throw percentage ranks first in NCAA history, her 2.77 assist-to-turnover ratio is third and her 430 made 3-pointers is fourth. She was one of just 19 players in OVC history to reach 2,000 career points (2,031) and she finished her career third in OVC history for assists (683). After the season Maggard finished as the national runner-up at the College 3-Point Championship.

In 2020-21, Belmont would become the first OVC women's basketball team to win a NCAA Tournament game since 1990 (Tennessee Tech), topping Gonzaga 64-59 in the first round in San Marcos, Texas.

UT Martin's Chelsey Perry, a two-time OVC Player of the Year, was selected 26th overall by the Indiana Fever in the third round of the 2021 WNBA Draft. It marked the highest-ever selection for an OVC player and the first UTM player selected in the Draft. Perry would end up making the Fever's roster and appear in regular season games..

The playing field is not the only place where OVC athletes are working hard. The league also recognizes excellence in the classroom. Six Scholar-Athlete Awards are presented yearly to male and female athletes, while others are commended for their academic success by being Medal of Honor recipients or earning a spot on the Commissioner's Honor Roll. Additionally, the league annually presents one institutional Academic Achievement Award, as well as separate team awards in each Conference-sponsored sport. Since the College Sports Information Directors of America (CoSIDA) Academic All-America program began, the Ohio Valley Conference has had 298 student-athletes honored with the award.

Through the early years of the league, administrators wrestled with fan behavior due to the close proximity of the Conference members and the intense rivalries which developed. Just as it did decades ago, the OVC took the leadership role on what has become a national issue. In 1995, the OVC implemented a first-of-its-kind "Sportsmanship Statement," a policy which promotes principles of fair play, ethical conduct and respect for one's opponent. The statement has become a model for others to follow across the nation and has answered

the challenge of the NCAA Presidents Commission to improve sportsmanship in collegiate athletics.

Additionally, the OVC annually presents the Steve Hamilton Sportsmanship Award, in honor of the former Morehead State student-athlete, coach and athletics director, to a junior or senior student-athlete with significant athletic contributions who best exemplifies the characteristics of sportsmanship and citizenship. Most recently, the Conference has also implemented the OVC Institutional and Team Sportsmanship Awards, which are presented to one institution and 18 sport-specific teams voted by their peers to have best exhibited the standards of sportsmanship and ethical conduct as outlined by the OVC and NCAA.

The vision of leadership demonstrated by the Founding Fathers in 1948 remains alive today as the Ohio Valley Conference prepares for the future. One example is in regard to the current trend in collegiate athletics administration for increased involvement of university presidents in setting policies and making rules. The presidents of OVC institutions, however, have always governed the Conference, long before presidential governance became a national theme.

The Ohio Valley Conference sponsors the following sports: baseball, basketball, cross country, football, golf, tennis and track for men, and basketball, cross country, golf, soccer, softball, tennis, track, volleyball and beach volleyball for women. In addition, the OVC also sponsors the combined men's and women's sport of rifle.

Now in its seventh decade of competition, the Ohio Valley Conference has grown significantly from its humble beginnings while increasing the number of athletics opportunities it provides for students. Current league representatives include charter members Morehead State University and Murray State University, along with Austin Peay State University, Belmont University, Eastern Illinois University, Southeast Missouri State University, Southern Illinois University Edwardsville, Tennessee State University, Tennessee Technological University and the University of Tennessee at Martin. The University of Tennessee at Chattanooga is an affiliate member for the sport of beach volleyball.

2021-22 OVC Women's Basketball Predicted Order of Finish

(As selected by the OVC Women's Head Basketball Coaches and Sports Information Directors)

1. Belmont (15 first-place votes) - 159
2. Tennessee Tech (2 first-place votes) - 134
3. Murray State (3 first-place votes) - 125
4. UT Martin - 104
5. Austin Peay - 95
6. **Southeast Missouri - 91**
7. Eastern Illinois - 83
8. SIUE - 44
9. Morehead State - 43
10. Tennessee State - 23

2021-22 Women's Basketball Preseason All-OVC Team

Macey Turley, Murray State
Destinee Wells, Belmont
Katelyn Young, Murray State
Abby Wahl, Eastern Illinois
Conley Chinn, Belmont
Lariah Washington, Eastern Illinois
Anna Jones, Tennessee Tech
Jordan Brock, Tennessee Tech
Kesha Brady, Tennessee Tech
Yamia Johnson, Austin Peay
Tuti Jones, Belmont
MacKenzie Coleman, Tennessee Tech
(12 appear on the team due to ties)

2021-22 OVC Preseason Player of the Year:

Destinee Wells, Belmont





2021-22 SOUTHEAST MISSOURI WOMEN'S BASKETBALL GUIDE

OVC TOURNAMENT



2022 OVC Women's Basketball Championship Tournament

The 2022 OVC Women's Basketball Championship Tournament is set for March 2-5 at the Ford Center in Evansville, Indiana. It marks the fifth year in a row that the event will be held at that venue.

The Ford Center, which opened in 2011, is a 11,000-seat arena located in the core of Evansville's downtown district. The 290,000-square foot facility serves as home of the Evansville Thunderbolts of the Southern Professional Hockey League and the Indiana Freebirds of the National Gridiron League (NGL). The Ford Center has served as host to numerous sporting events and concerts on an annual basis.

Last season Belmont won the 2021 OVC Championship with a 83-75 victory over top-seeded UT Martin.



/ Ohio Valley Conference Office Staff



Beth DeBauche
Commissioner



Stephanie Castera
Assistant Commissioner
for Institutional
Services/Senior Woman
Administrator



Kyle Schwartz
Assistant Commissioner for
Strategic Communications



Travis Tellitocci
Assistant Commissioner
for Football, Basketball and
Officiating




Lauren Berst
Director of Administration



Heather Brown
Director of
Communications



Bryce Robinson
Director of Digital Media



Logan Brooks
Assistant Commissioner for
Sports Administration and
Championships




Jon Kuka
General Manager,
OVC Sports Properties


/ Officials Coordinators



Tony Backert
Coordinator of Football
Instant Replay



Mickey Call
Co-Coordinator of Softball
Officials



Christie Cornwell
Co-Coordinator of Softball
Officials



Paul Guillie
Coordinator of Baseball
Officials



Lisa Mattingly
Coordinator of Women's
Basketball Officials



Michael Blalock
Coordinator of Volleyball
Officiating



Curtis Shaw
Coordinator of Men's
Basketball Officials



Kim Viera
Coordinator of Soccer
Officials



Matt Young
Coordinator of Football
Officiating



Keith Murless
Coordinator of Beach
Volleyball Officials



2021-22 SOUTHEAST MISSOURI WOMEN'S BASKETBALL GUIDE

OVC MAP





2021-22



SEMO

BRING YOUR BIG IDEAS.

**And make
them count.**

Your big ideas will be in good company here. Whatever you choose to study, chances are the program is at the head of its class. And if you're at the head of yours, you can join our honors program and elevate your learning experience even further.




SOUTHEAST MISSOURI
STATE UNIVERSITY • 1873



**SOUTHEAST BOASTS 20+ NATIONALLY
AND INTERNATIONALLY ACCREDITED
PROGRAMS, INCLUDING:**

- / ATHLETIC TRAINING
- / BUSINESS
- / CHEMISTRY
- / COMPUTER SCIENCE
- / DIETETICS
- / EDUCATION
- / ENGINEERING PHYSICS
- / INTERIOR DESIGN
- / MASS COMMUNICATION
- / MUSIC
- / NURSING
- / SOCIAL WORK
- / THEATRE



**GETTING INTO MEDICAL
SCHOOL ISN'T EASY —
WE JUST MAKE IT LOOK
THAT WAY. SOUTHEAST'S
PRE-MED STUDENTS ARE
ACCEPTED TO**

**medical
school well
above the
national
average.**

Like our students, Southeast faculty members come from around the country, hailing from leading institutions such as:

- / Boston Conservatory of Music
- / Carnegie Mellon University
- / Harvard University
- / Pennsylvania State University
- / Purdue University
- / Texas A&M University
- / Tulane University
- / University of Florida
- / University of Michigan
- / Vanderbilt University
- / Yale University



**COME HERE
AS A STUDENT.**

**And go
anywhere
as a
teacher.**

Southeast education graduates work as faculty members in school districts across the nation, and in more than 35 countries around the world.

1:21
faculty-
student
ratio

**Full-time
faculty**

**lead most classes, not
teaching assistants —
starting with freshman year.**

**THE DONALD L. HARRISON
COLLEGE OF BUSINESS
CONSISTENTLY MAKES THE
PRINCETON REVIEW'S LIST OF**

**top business
schools.**



ROLL UP YOUR SLEEVES AND GET DOWN TO BUSINESS.

Or education, public policy, communications or journalism — whatever your major, expect to learn a lot in class and even more in practice. And here, that practice happens on the latest technology and in real-world settings. You'll experiment and collaborate in just about all of your coursework. And you'll put new knowledge into action right from the start.



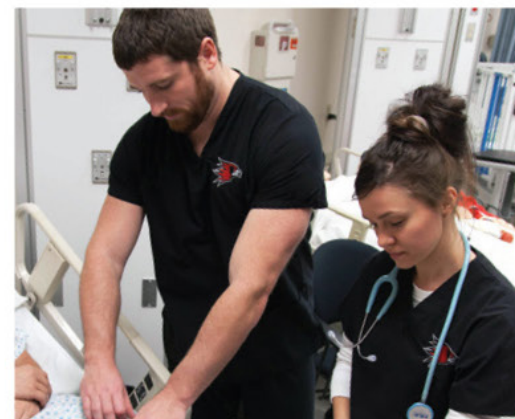
YOUR NEXT BIG IDEA could happen anywhere. But you'll give it legs and watch it run at **Catapult Creative House**, our **student-run idea incubator** and launchpad for innovation. Get to work in our creative labs, 3D modeling and printing gallery, and impact studio. It's where you'll turn your concepts into prototypes, your prototypes into products, and your products into sales.

THE BEST PLACE TO LEARN ABOUT U.S. POLICY is where it's actually being shaped. So you'll go to the **Center for Strategic and International Studies (CSIS) in Washington, D.C.**, for part of our University Studies course. For four exhilarating days, you'll work directly with researchers and consultants who advise national leaders. And if you're really on top of your game, you may end up influencing the strategies you've come to study.

INTERNSHIPS

RÉSUMÉS ARE BUILT—NOT WRITTEN.

The workforce is just that: a force. And it's one you'll meet head on at Southeast Missouri State. We'll help you find internships (that's plural on purpose) and coach you through any challenges or questions that come your way.



SET OUT AND JOIN IN.

Earn your wings early. Chew your way into campus history. Share your musical gift. Meet your new brothers or sisters. Whatever you do — whether it's joining a club or carrying on a tradition — just know that you won't do it alone (except the chewing part).

21

SOCIAL FRATERNITIES AND SORORITIES

Representing the IFC, Panhellenic and NPHC Councils. Many of them call Greek Hill home.

And in Fall 2016, a new Greek Village will open on campus, providing an expanded Greek community where thousands of students will make new memories of brotherhood and sisterhood.



180+ student groups

With organizations on campus from A (Adult Recess improv group) to Z (Zeta Phi Beta Sorority), there's something to meet every professional, social, recreational or religious interest. And if you can't find what you're looking for, form your own group.

We honor our heritage by sticking to our traditions.

Some of them, quite literally. For years, students have been making the trek up **Cardiac Hill** (a tradition in its own right) to add their chewing gum to our infamous **Gum Tree**.

MAKE ART THAT INSPIRES.

And do it on
a campus
that's equally
inspiring.



Built
our R
Miss
arts.
in the
Perfo
Come
the la
breat

Dobbins River Campus Center

Inside this living-learning center, you can make a masterpiece, make dinner and make your bed without ever leaving the **River Campus**.

In addition to a residence hall, dining facilities and contemporary classrooms, the **Cultural Arts Center** offers professional-level theatres, costume and scene shops, music rehearsal and gallery space, and dance and art studios — each equipped to inspire ovation-worthy works of art.





on the banks of the Mississippi,
River Campus is the only one in
ouri dedicated entirely to the
But you don't have to be a student
e Holland School of Visual and
orming Arts to appreciate it.
e catch a performance. Explore
atest exhibits. Or just enjoy the
htaking river views.

Five venues for exhibiting your
talent — including theatres, a
recital hall and galleries — set
the stage for

more than
a hundred
different
events
each year.

Among our student-produced
musical performances, you'll hear
everything from the classics to the
contemporary — including Brahms'
Double Concerto in A Minor and
Andrew Lipka's *The Addams Family*.



Southeast makes it
affordable to do what
you dream of doing,
and we're recognized
as one of the country's
institutions with
the least indebted
students.

LEARN MORE
about our \$17 million in
annual scholarships at
semo.edu/scholarships.

**SEE FOR YOURSELF
WHAT YOU'LL DO HERE**
Call us at (573) 651-2590
or schedule a visit at
semo.edu/visit.

OFFICE OF ADMISSIONS
One University Plaza, MS 3550
Academic Hall 100D
Cape Girardeau, Missouri 63701

573.651.2590
admissions@semo.edu

APPLY
We can't wait to see what you do.
But first, you'll need to get in.
semo.edu/apply

2021-22 SCHEDULE



Nov. 1 - William Woods (Mo.) - 6:30 p.m.
Nov. 9 - UHSP - 6:30 p.m.

Nov. 15 - at Stephen F. Austin - 6:30 p.m.
Nov. 17 - at Texas - 11 a.m.

Nov. 22 - Arkansas State - 5 p.m.

Nov. 26 - Mississippi Valley State - 5 p.m.
Nov. 27 - Arkansas - Pine Bluff - 3 p.m.

Nov. 30 - Southern Illinois - 6:30 p.m.
Dec. 3 - Saint Louis - 6:30 p.m.
Dec. 5 - Harris-Stowe State (Mo.) - 2 p.m.
Dec. 9 - Purdue Fort Wayne - 6:30 p.m.

Dec. 19 - Xavier - 1 p.m.

Dec. 30 - Murray State* - 5 p.m.

Jan. 1 - Austin Peay* - 2 p.m.

Jan. 6 - Belmont* - 5 p.m.
Jan. 8 - Tennessee State* - 12 p.m.

Jan. 13 - Tennessee Tech* - 5 p.m.

Jan. 15 - SIUE* - TBA

Jan. 20 - Tennessee State* - 5 p.m.

Jan. 22 - Eastern Illinois* - 1 p.m.

Jan. 27 - Morehead State* - 5 p.m.
Jan. 28 - SIUE* - 2 p.m.

Feb. 3 - UT Martin* - 5:30 p.m.

Feb. 5 - Eastern Illinois* - 2 p.m.

Feb. 10 - Austin Peay* - TBA

Feb. 12 - Belmont* - 2 p.m.

Feb. 17 - Tennessee Tech* - TBA
Feb. 19 - Morehead State* - TBA

Feb. 24 - UT Martin* - 5 p.m.
Feb. 26 - Murray State* - 2 p.m.

March 2-5 - 2022 OVC Championship

Home Games in **BOLD**, played at the Show Me Center unless noted.

* Denotes Ohio Valley Conference Match.
All times Central and subject to change.

Follow the Redhawks at SEMOREDHAWS.COM

