



## 2021-22 SOUTHEAST MISSOURI BASKETBALL

### Southeast Missouri at Missouri State

Game  
**1**



### Schedule

#### Follow the Redhawks

**Radio**..... Real Rock 99.3 FM  
(Erik Sean)  
**Video**..... ESPN+  
**Live Stats**..... MissouriStateBears.com  
**Twitter**..... @SEMOMBB

**Date**..... Tuesday, November 9, 2021  
**Tip-Off**..... 7 p.m., CT  
**Location**..... Springfield, Mo.  
**Arena**..... JQH Arena (11,000)  
**Series**..... MSU leads, 92-54  
**Last Meeting**..... MSU 71, SEMO 66  
(Feb. 17, 2016 | Springfield, Mo.)

**Head Coaches**..... Brad Korn (11-16 overall,  
11-16 at SEMO; 9-11 OVC). Dana Ford  
(106-105 overall; 49-40 at MSU).

#### Strategic Communications

Jeff Honza, Assistant Director of Athletics  
**Office Phone**..... (573) 651-2933  
**Mobile**..... (618) 528-1145  
**Email**..... redhawk1@me.com

#### November (0-0)

9	at Missouri State	ESPN+	7 p.m.
13	<b>Youngstown State</b>	ESPN+	5:30 p.m.
19	<b>Arkansas State</b>	ESPN+	6:30 p.m.
22	<b>Missouri Baptist</b>	ESPN+	7 p.m.
26	at Incarnate Word !		12 p.m.
27	vs. Portland !		2 p.m.
28	vs. Montana State !		12 p.m.

#### December (0-0, 0-0 OVC)

4	<b>Webster University</b>	ESPN+	2 p.m.
8	<b>Evansville</b>	ESPN+	6:30 p.m.
11	at Purdue Fort Wayne		12 p.m.
15	at Southern Illinois		7 p.m.
18	at Pepperdine	WCC Network	7 p.m.
21	at California Baptist	ESPN+	9 p.m.
30	at Murray State*	ESPN+	7 p.m.

#### January (0-0, 0-0 OVC)

1	<b>Austin Peay*</b>	ESPN+	4 p.m.
6	at Belmont*	ESPN+	7 p.m.
8	at Tennessee State*	ESPN+	3 p.m.
13	<b>Tennessee Tech*</b>	ESPN+	7 p.m.
15	at SIU Edwardsville*	ESPN+	3:30 p.m.
20	<b>Tennessee State*</b>	ESPN+	7 p.m.
22	at Eastern Illinois*	ESPN+	3:30 p.m.
27	<b>Morehead State*</b>	ESPNU	8 p.m.
29	<b>SIU Edwardsville*</b>	ESPN+	4 p.m.

#### February (0-0, 0-0 OVC)

3	at UT Martin*	ESPN+	8 p.m.
5	<b>Eastern Illinois*</b>	ESPN+	4 p.m.
10	at Austin Peay*	ESPN+	7:30 p.m.
12	<b>Belmont*</b>	ESPN+	4 p.m.
17	at Tennessee Tech*	ESPN+	7:30 p.m.
19	at Morehead State*	ESPN+	3 p.m.
24	<b>UT Martin*</b>	ESPN+	7 p.m.
26	<b>Murray State*</b>	ESPN+	4 p.m.

#### March

2	OVC Tournament First Round	Evansville, Ind.
3	OVC Tournament Quarterfinals	Evansville, Ind.
4	OVC Tournament Semifinals	Evansville, Ind.
5	OVC Championship	Evansville, Ind.

#### Redhawks Open Season at In-State Foe Missouri State

Southeast Missouri opens its 2021-22 season at in-state foe Missouri State Tuesday. Tip-off is set for 7 p.m., CT at JQH Arena.

#### Follow the Redhawks

Listen live on the radio at Real Rock 99.3 FM with Erik Sean handling the play-by-play duties. Watch on ESPN+. Live stats are available at MissouriStateBears.com. Twitter updates provided @SEMOMBB.

#### Against the MVC

Southeast Missouri plays its 307th game against a Missouri Valley Conference opponent at Missouri State Tuesday. The Redhawks are 109-197 all-time against the MVC. MSU is the first of three MVC opponents SEMO faces this season. Here is how the Redhawks fared against Valley foes.

vs. Southern Illinois.....	46-72
vs. Drake.....	0-2
vs. Evansville.....	5-11
vs. Bradley.....	2-9
vs. Illinois State.....	1-8
vs. Indiana State.....	1-3
vs. Missouri State.....	54-92

#### Season-Openers

The Redhawks are 11-19 in season-opening games during its NCAA Division I era. Southeast Missouri opens a season away from home for the 15th time in 16 years when it visits Missouri State. The Redhawks have never won a season-opener outside of Cape Girardeau in consecutive years as a Division I program.

#### Series History

Tuesday marks the 147th meeting between in-state schools Southeast Missouri and Missouri State. MSU leads the all-time series by a count of 92-54. SEMO lost four of the last five meetings with the Bears. The Redhawks' last win in Springfield came in 2015 (78-74, Dec. 22). SEMO and MSU last met on Dec. 17, 2016. The Bears won that game, 71-66, in Springfield.

#### Missouri State Connection

Brad Korn, Keith Pickens and Sam McMahon all have connections to Missouri State. Korn was an assistant coach at MSU from 2013-16, Pickens played for the Bears from 2009-14 and was a graduate manager from 2014-16. Meanwhile, McMahon was previously at MSU as a video coordinator (2010-12) and director of operations (2012-14). Korn coaches against MSU for the first time in his head coaching career.

#### Season 115

The Redhawks begin their 115th season of basketball when they visit Missouri State this week. This year marks Southeast Missouri's 31st as an NCAA Division I program. The Redhawks are 354-521 since joining the Division I ranks in 1991-92. SEMO has a total of



**Southeast Missouri or SEMO** is the preferred reference for Southeast Missouri State University athletic teams. Southeastern Missouri State is not an acceptable reference.

All games are broadcast live on the radio at Real Rock 99.3 FM. All times Central and Subject to Change; Home Games in **Bold**; \* - Denotes Ohio Valley Conference Game; ! - Incarnate Word Tournament (San Antonio, Texas)



## 2021-22 SOUTHEAST MISSOURI BASKETBALL NOTES

**MISSOURI STATE // NOV. 9**

eight winning seasons as an NCAA Division I program with its last coming in 2013-14 (18-14).

### Mr. Experience

Guard Nygal Russell is Southeast Missouri's most experienced player on this year's roster. Russell has played in a total of 86 games and logged 23 starts in his career. He is in his fourth year with the Redhawks and averaged 5.2 points and 3.1 rebounds per game for his career.

### Redhawks Tabbed Fourth in OVC Preseason Poll

Southeast Missouri, after being picked to finish no higher than ninth in the Ohio Valley Conference Preseason Poll each of the last five seasons, was selected fourth in 2021-22. The Redhawks tallied 101 points in the overall voting by OVC Head Basketball Coaches and Communication Directors. The Redhawks achieved their highest OVC preseason ranking in seven years. SEMO was selected third overall (second in the West) ahead of the 2014-15 campaign when the conference was split in divisions. Belmont is this year's preseason favorite after garnering 161 points and all but three of the first-place votes. Morehead State, which represented the OVC in the NCAA Tournament last season, collected 141 points and three first-place nods, while Murray State (136 pts.) took third. Tennessee State (84 pts.), Austin Peay (76 pts.), SIU Edwardsville (65 pts.), Tennessee Tech (62 pts.), Eastern Illinois (43 pts.) and UT Martin (34 pts.) complete the 10-team preseason poll.

### Harris Garners OVC Preseason Honors

Guard Chris Harris earned Preseason All-Ohio Valley Conference honors for the first time in his career. Harris returns as the team's top scorer. One of five returning starters, Harris averaged 12.3 points per game in 26 starts a year ago. He led the Redhawks in assists (88) and minutes played (30.2 per game), while ranking fourth in steals (25), third in 3-point field goals made (38) and second in free throw percentage (.735). Harris scored double figures in 18 of his starts. Belmont guard Grayson Murphy and Morehead State forward Johni Broome shared the OVC Preseason Player of the Year honor.

### Big Improvement

In Brad Korn's first season as head coach in 2020-21, Southeast Missouri made the Ohio Valley Conference Tournament for the first time in four years. The Redhawks finished with an overall record of 11-16 and seventh in the league with a 9-11 mark. SEMO saw a +4 improvement in total wins and a +6 jump in OVC victories from the 2019-20 campaign. The Redhawks' nine conference wins matched their most in a season in 20 years.

### Season-Opening Starting Lineup

Phillip Russell, Eric Reed, Jr., Chris Harris, Nana Akenten and Sam Thompson are expected to start in Southeast Missouri's season-opener at Missouri State. Russell and Thompson make their debuts with the Redhawks this season, while Reed, Jr., Harris and Akenten are returning starters from last season. Tuesday will be Russell's first SEMO start at point guard.

### Roster Talk

Southeast Missouri's 14-man roster consists of players from eight different states (Missouri, Florida, Georgia, Illinois, Louisiana, Nebraska, Texas, Wisconsin). SEMO has 10 returning players, including all five of its starters from 2020-21. Four freshmen (Phillip Russell, Adam Larson, Chase Thompson, Sam Thompson) complete this year's roster.

### Top Scorers

Southeast Missouri brings back its top five scorers from last season in Chris Harris (12.3 ppg), Eric Reed, Jr. (11 ppg), Nana Akenten (9.3 ppg), DQ Nicholas (8.8 ppg) and Nolan

Taylor (8.8 ppg). Reed, Jr. is the Redhawks top 3-point shooter after draining a team-high 61 in 27 games and 22 starts. He led the Ohio Valley Conference with a .459 (61-of-133) three-point field goal percentage.

### Welcome Back

St. Louis native Phillip Russell is back with Southeast Missouri this season. Russell initially signed with the Redhawks out of high school, but decommitted and went to Saint Louis University as a walk-on. He saw action in eight games off the bench and averaged 2.1 points per contest with the Billikens. Prior to that, he helped lead Vashon High School to a state title. Russell will make his first career start as SEMO's point guard at Missouri State Tuesday.

### 2021-22 Preview

#### Backcourt

SEMO has a talented tandem at point guard in DQ Nicholas (Atlanta, Ga.) and Phillip Russell (St. Louis, Mo.). Nicholas was the only player who started all 27 games last season. He ranked fourth on the team in scoring (8.8 ppg) and second in both assists (86) and steals (30). Nicholas scored double figures on 12 occasions, as well. Russell, who initially signed with SEMO out of high school, instead decommitted and spent the 2020-21 campaign as a walk-on at Saint Louis. He played in eight games off the bench and averaged 2.1 points per contest with the Billikens before re-joining the Redhawks. Both Nicholas and Russell complement each other well and are a tough two-headed monster at the point.

## 2021-22 OVC Standings (-)

	OVC					Overall					
	Record	Pct.	Home	Away	Streak	Record	Pct.	Home	Away	Neutral	Streak
Austin Peay	0-0	.000	0-0	0-0	-	0-0	.000	0-0	0-0	0-0	-
Belmont	0-0	.000	0-0	0-0	-	0-0	.000	0-0	0-0	0-0	-
Eastern Illinois	0-0	.000	0-0	0-0	-	0-0	.000	0-0	0-0	0-0	-
Morehead State	0-0	.000	0-0	0-0	-	0-0	.000	0-0	0-0	0-0	-
Murray State	0-0	.000	0-0	0-0	-	0-0	.000	0-0	0-0	0-0	-
SIU Edwardsville	0-0	.000	0-0	0-0	-	0-0	.000	0-0	0-0	0-0	-
Southeast Missouri	0-0	.000	0-0	0-0	-	0-0	.000	0-0	0-0	0-0	-
Tennessee State	0-0	.000	0-0	0-0	-	0-0	.000	0-0	0-0	0-0	-
Tennessee Tech	0-0	.000	0-0	0-0	-	0-0	.000	0-0	0-0	0-0	-
UT Martin	0-0	.000	0-0	0-0	-	0-0	.000	0-0	0-0	0-0	-



## Perimeter

The Redhawks bring back their top two scoring threats on the perimeter. SEMO's top 3-point shooter, Eric Reed, Jr. (Baton Rouge, La.), was a pleasant surprise as a newcomer in 2020-21. In his first year of NCAA Division I basketball, Reed, Jr. led the team and ranked first in the OVC in both 3-point field goals made (61) and 3-point field goal percentage (.459). He ranked second on the team with 11 points per game as one of two Redhawks averaging double figures in the scoring column. Reed, Jr.'s .459 three-point field goal percentage was good for fifth among the school's all-time single-season leaders Opposite Reed, Jr. at the three-guard position is Chris Harris (Antioch, Ill.). Harris earned Preseason All-OVC accolades after putting together a year that saw him lead SEMO in scoring (12.3 ppg), minutes (30.2 mpg), assists (88) and free throws made (97). He started 26 games and rated 10th among league leaders in assist/turnover ratio. All of Harris' success in 2020-21 came after he recovered from a knee injury that limited him to only two games the year before. Nana Akenten (Bolingbrook, Ill.), Nygal Russell (Houston, Texas), Dylan Branson (St. Louis, Mo.) and Parker Long (Sikeston, Mo.) are the rest of the returning perimeter players. Akenten started 24 of 27 games and led the Redhawks in rebounds per game (5.8) and steals (34), while ranking third on the team in scoring with 9.3 points per

contest. His .744 free throw percentage was the best among SEMO starters last season. Similar to Akenten is Russell, who stretches the perimeter depth. In his fourth year at SEMO, Russell is the most experienced player on the 2021-22 roster. He played in 27 games and made seven starts, averaging 3.9 points and four rebounds last season. Branson, who played strictly at the four spot as a true freshman last season, can play either of the one, two, three or four positions. He appeared in 25 games, while averaging three points and 2.4 rebounds per game a year ago. Long was ruled eligible to play by the NCAA in mid-January of 2020-21 and played in 15 games, all off the bench. Rounding out the perimeter is newcomer Adam Larson (Fennimore, Wis.). Larson joins the Redhawks from Fennimore High School, where he polished off his prep career averaging a double-double 24.2 points and 10.4 rebounds.

## Frontcourt

SEMO's frontcourt will be centered around Manny Patterson (Chicago, Ill.), Nate Johnson (Broward County, Fla.) and Sam Thompson (St. Charles, Mo.). Patterson started 12 of the 22 games he played during his first year in a Redhawk uniform last season. He shot 50.6 percent (44-of-87) from the field and led the team with 19 blocks. Patterson ended the year with an average of 5.5 points and 2.8 rebounds a game. Johnson is presently out

## 2020-21 Stats Comparison

SEMO	MSU
11-16.....Record .....	17-7
9-11.....Conference Record.....	12-6
69.0.....Points Per Game.....	73.4
71.7.....Opp. Points Per Game.....	66.4
-2.7.....Scoring Margin.....	+7.0
.429.....Field Goal Percentage.....	.478
.455.....Opp. Field Goal Percentage.....	.410
.352.....3-Point Field Goal Percentage.....	.350
.362.....Opp. 3-Point Field Goal Percentage.....	.326
.671.....Free Throw Percentage.....	.742
.697.....Opp. Free Throw Percentage.....	.687
35.1.....Rebounds Per Game.....	37.0
33.0.....Opp. Rebounds Per Game.....	32.0
+2.2.....Rebounding Margin.....	+5.0
13.9.....Assists Per Game.....	13.5
15.4.....Turnovers Per Game.....	12.7
-1.4.....Turnover Margin.....	-2.4
2.4.....Blocks Per Game.....	2.9
6.9.....Steals Per Game.....	4.7

## This Week's Schedule

### Tuesday, November 9

Belmont at Ohio, 6 p.m., CT  
 Tennessee Tech at Memphis, 7 p.m., CT  
 Tennessee State at Alabama A&M, 7 p.m., CT  
 UT Southern at Austin Peay 7 p.m., CT  
 SIU Edwardsville at Marquette, 7:30 p.m., CT  
 UT Martin at Tennessee, 6 p.m., CT  
 Morehead State at Auburn, 7 p.m., CT  
 Cumberland (Tenn.) at Murray State, 7 p.m., CT  
**Southeast Missouri at Missouri State, 7 p.m., CT**  
 Eastern Illinois at Northwestern, 7 p.m., CT

### Friday, November 12

Austin Peay at Southern Illinois, 7 p.m., CT  
 SIU Edwardsville at Chicago State, 7 p.m., CT  
 Eastern Illinois at Saint Louis, 7 p.m., CT  
 Morehead State at UAB, 6:30 p.m., CT

### Saturday, November 13

Miami-Hamilton at UT Martin, 2 p.m., CT  
 Evansville at Belmont, 4 p.m., CT  
 Tennessee State at Norfolk State, 4 p.m., CT  
**Youngstown State at Southeast Missouri, 5:30 p.m., CT**  
 Bellarmine at Murray State, 7 p.m., CT

### Sunday, November 14

Oakwood at Tennessee Tech, 4 p.m., CT

## SEMO Probable Starters



1

Phillip Russell  
G / 5-6 / 165 / Fr.  
St. Louis, Mo.



3

Eric Reed, Jr.  
G / 6-2 / 190 / Jr.  
Baton Rouge, La.



5

Chris Harris  
G / 6-3 / 205 / R-Jr.  
Antioch, Ill.



21

Nana Akenten  
G / 6-6 / 215 / Jr.  
Bolingbrook, Ill.



32

Sam Thompson  
F / 6-10 / 250 / Fr.  
St. Charles, Mo.



## 2021-22 SOUTHEAST MISSOURI BASKETBALL NOTES

**MISSOURI STATE // NOV. 9**

with a knee injury and is expected to return when the Redhawks head to the Incarnate Word Tournament during Thanksgiving week (Nov. 26-28). He contributed 2.6 points and 2.1 rebounds in nine minutes per game last season. Expected to make an immediate impact underneath is Thompson. Thompson led Francis Howell High School with 18.4 points and 8.4 rebounds as a senior. He gathered a team-high 49 blocks for an average of 2.6 per game. **Nolan Taylor (Keller, Texas)** and **Chase Thompson (Omaha, Neb.)** complete the squad. Taylor, who has dealt with a lingering knee injury during his time at SEMO, played in 18 games and made 15 starts in 2020-21. He tied for fourth on the team in scoring with 8.8 points per game and rated third on the team with 4.1 boards per contest. Thompson enters his first year of NCAA Division I basketball after transferring from Western Nebraska Community College. There, he was WNCC's top scorer with 19.4 points per game in 2019-20. Thompson shot 48 percent from the field and 34 percent from 3-point range that season.

### 2021-22 Schedule

A 31-game schedule with 14 matchups at the Show Me Center is in store for the Southeast Missouri men's basketball team this 2021-22 season. SEMO tips off its season against in-state foe Missouri State on Nov. 3. This year marks the 147th meeting between the schools. The Redhawks non-conference home slate features games against Youngstown State (Nov. 13), Arkansas State (Nov. 19), Missouri Baptist (Nov. 23), Webster University (Dec. 4) and Evansville (Dec. 8). SEMO will travel to San Antonio, Texas for a tournament at Incarnate Word University over Thanksgiving weekend. The Redhawks face Portland (Nov. 26), host Incarnate Word (Nov. 27) and Montana State (Nov. 28) as part of the four-team event. The Redhawks close out non-league action on a four-game road stretch with trips to Purdue Fort Wayne (Dec. 11), Southern Illinois (Sept. 15), Pepperdine (Dec. 18) and California Baptist (Dec. 21). Longtime rivals SEMO and SIU hook up for the 118th time on the hardwood. SEMO remains on the road for the start of Ohio Valley Conference play which begins with a visit to rival Murray State (Dec. 30). Two days later, Austin Peay (Jan. 1) comes to Cape Girardeau for the Redhawks OVC home-

opener on New Year's Day. The Redhawks also host Tennessee Tech (Jan. 13), Tennessee State (Jan. 20), Morehead State (Jan. 27), SIU Edwardsville (Jan. 29), Eastern Illinois (Feb. 5), Belmont (Feb. 12), UT Martin (Feb. 24) and Murray State (Feb. 26) in home OVC play. Trips to Belmont (Jan. 6), Tennessee State (Jan. 8), SIU Edwardsville (Jan. 15), Eastern Illinois (Jan. 22), UT Martin (Feb. 3), Austin Peay (Feb. 10), Tennessee Tech (Feb. 17) and Morehead State (Feb. 19) complete SEMO's 18-game conference schedule. The 2022 OVC Tournament will be held at the Ford Center in Evansville, Indiana on Mar. 2-5. This is the fifth-straight year the tournament will be played in that venue.

### Home Game vs. Morehead State will Air on ESPNU

Southeast Missouri's home game against Morehead State will air on ESPNU as part of the 2021-22 ESPN Basketball Television Package. That matchup is set for Thursday, January 27. Tip-off is set for 7 p.m., CT at the Show Me Center. This year's slate of Conference basketball games across ESPN networks includes nine total men's basketball games (six regular season contests and three OVC Tournament games) that will appear on one of the linear networks during the season. Four of the regular season matchups and the OVC Tournament semifinals will air on ESPNU, two games will be televised on ESPNNews and the OVC Tournament championship game will air on ESPN2.







# 2021-22 SOUTHEAST MISSOURI BASKETBALL NOTES

**MISSOURI STATE // NOV. 9**

## Numerical

No.	Name	Pos.	Ht.	Wt.	Cl.	Hometown (High School/College)
1	Phillip Russell	G	5-10	165	Fr.	St. Louis, Mo. (Vashon/Saint Louis)
2	Chase Thompson	F	6-7	230	Fr.	Omaha, Neb. (Westside/Western Nebraska CC)
3	Eric Reed, Jr.	G	6-2	190	Jr.	Baton Rouge, La. (University Laboratory/Howard College)
4	Adam Larson	F	6-9	180	Fr.	Fennimore, Wis. (Fennimore)
5	Chris Harris	G	6-3	205	R-Jr.	Antioch, Ill. (Lake Forest Academy/John A. Logan College)
10	Manny Patterson	F	6-8	220	Sr.	Chicago, Ill. (Kenwood Academy/Green Bay)
11	DQ Nicholas	G	6-1	180	So.	Atlanta, Ga. (Scotland Prep School (Pa.))
13	Parker Long	G	6-2	175	So.	Sikeston, Mo. (Sikeston/Maryville University)
14	Nate Johnson	C	6-9	250	Jr.	Broward County, Fla. (American Heritage/Seminole State College)
21	Nana Akenten	G	6-6	215	R-Jr.	Bolingbrook, Ill. (Bolingbrook/Nebraska)
25	Nygal Russell	G	6-4	205	Jr.	Houston, Texas (ASPIRE Academy (Louisville, Ky.))
31	Nolan Taylor	F	6-7	260	Gr.	Keller, Texas (Keller/Cal Poly)
32	Sam Thompson	F	6-10	250	Fr.	St. Charles, Mo. (Francis Howell)
33	Dylan Branson	G	6-5	220	Fr.	St. Louis, Mo. (Mehlville)

## Alphabetical

No.	Name	Pos.	Ht.	Wt.	Cl.	Hometown (High School/College)
21	Nana Akenten	G	6-6	215	R-Jr.	Bolingbrook, Ill. (Bolingbrook/Nebraska)
33	Dylan Branson	G	6-5	220	Fr.	St. Louis, Mo. (Mehlville)
5	Chris Harris	G	6-3	205	R-Jr.	Antioch, Ill. (Lake Forest Academy/John A. Logan College)
14	Nate Johnson	C	6-9	250	Jr.	Broward County, Fla. (American Heritage/Seminole State College)
4	Adam Larson	F	6-9	180	Fr.	Fennimore, Wis. (Fennimore)
13	Parker Long	G	6-2	175	So.	Sikeston, Mo. (Sikeston/Maryville University)
11	DQ Nicholas	G	6-1	180	So.	Atlanta, Ga. (Scotland Prep School (Pa.))
10	Manny Patterson	F	6-8	220	Sr.	Chicago, Ill. (Kenwood Academy/Green Bay)
3	Eric Reed, Jr.	G	6-2	190	Jr.	Baton Rouge, La. (University Laboratory/Howard College)
25	Nygal Russell	G	6-4	205	Jr.	Houston, Texas (ASPIRE Academy (Louisville, Ky.))
1	Phillip Russell	G	5-10	165	Fr.	St. Louis, Mo. (Vashon/Saint Louis)
31	Nolan Taylor	F	6-7	260	Gr.	Keller, Texas (Keller/Cal Poly)
2	Chase Thompson	F	6-7	230	Fr.	Omaha, Neb. (Westside/Western Nebraska CC)
32	Sam Thompson	F	6-10	250	Fr.	St. Charles, Mo. (Francis Howell)

**Head Coach:** Brad Korn, Second Year (Southern Illinois, 2004)

**Assistant Coach:** Keith Pickens, Fourth Year (Missouri State, 2013)

**Assistant Coach:** Dustin Yoder, Second Year (Illinois, 2011)

**Assistant Coach:** Sam McMahon, Second Year (Delaware, 2008)

**Director of Operations:** LaDon Champagnie, First Year (Missouri Baptist, 2013)

**Graduate Assistant:** Collin Jasper

**Managers:** C.J. Frazier, Jr., Joshua Wolfe, Akeal Sanders-Slaughter

### » Breakdown by Class

Total Squad Members.....	14
Graduates.....	1
Seniors.....	1
Juniors.....	5
Sophomores.....	2
Freshmen.....	5

### » Geographical Breakdown

Florida.....	1
Georgia.....	1
Illinois.....	3
Louisiana.....	1
Missouri.....	4
Nebraska.....	1
Texas.....	2
Wisconsin.....	1

### » Breakdown by Position

Guard.....	8
Forward.....	5
Center.....	1

### » Pronunciation Guide

Nana Akenten..	na-nuh uh-ken-ten
Nygal Russell.....	nye-juhl



# 2021-22 SOUTHEAST MISSOURI BASKETBALL NOTES

MISSOURI STATE // NOV. 9



**1** | **Phillip Russell**  
G / 5-10 / 165 / Fr.  
St. Louis, Mo.



**2** | **Chase Thompson**  
F / 6-7 / 230 / Fr.  
Omaha, Neb.



**3** | **Eric Reed, Jr.**  
G / 6-2 / 190 / Jr.  
Baton Rouge, La.



**4** | **Adam Larson**  
F / 6-9 / 180 / Fr.  
Fennimore, Wis.



**5** | **Chris Harris**  
G / 6-3 / 205 / R-Jr.  
Antioch, Ill.



**10** | **Manny Patterson**  
F / 6-8 / 220 / Sr.  
Chicago, Ill.



**11** | **DQ Nicholas**  
G / 6-1 / 180 / So.  
Atlanta, Ga.



**13** | **Parker Long**  
G / 6-2 / 175 / So.  
Sikeston, Mo.



**14** | **Nate Johnson**  
C / 6-9 / 250 / Jr.  
Broward County, Fla.



**21** | **Nana Akenten**  
G / 6-6 / 215 / R-Jr.  
Bolingbrook, Ill.



**25** | **Nygal Russell**  
G / 6-4 / 205 / Jr.  
Houston, Texas



**31** | **Nolan Taylor**  
F / 6-7 / 260 / Gr.  
Keller, Texas



**32** | **Sam Thompson**  
F / 6-10 / 250 / Fr.  
St. Charles, Mo.



**33** | **Dylan Branson**  
G / 6-5 / 220 / Fr.  
St. Louis, Mo.



**Brad Korn**  
Head Coach  
Second Year



**Keith Pickens**  
Assistant Coach  
Fourth Year



**Dustin Yoder**  
Assistant Coach  
Second Year



**Sam McMahon**  
Assistant Coach  
Second Year



**LaDon Champagnie**  
Director of Operations  
First Year



**Collin Jasper**  
Graduate Assistant  
Second Year



## BRAD KORN

### HEAD COACH

**B**rad Korn began his first head coaching job at Southeast Missouri in the middle of a global COVID-19 pandemic.

Throughout all the challenges and uncertainties during an unprecedented 2020-21 campaign, Korn led his first SEMO team to an overall record of 11-16 and seventh-place finish in the Ohio Valley Conference.

The Redhawks made the OVC Tournament for the first time since 2016-17 and saw a +4 improvement in total wins and a +6 jump in OVC victories from the year before. SEMO's nine (9-11) conference victories matched the program's most in a season in 20 years.

Statistically, SEMO ranked among the top five in the OVC in 3-point field goal percentage (5th, .352), rebounding margin

(5th, +2.2), defensive rebounds (5th, 25.6 per game) and defensive rebound percentage (1st, .764).

Korn was officially introduced as SEMO's head coach on Mar. 23, 2020. He is the seventh head coach in SEMO's NCAA Division I era (since 1991-92).

Prior to arriving in Cape Girardeau, Korn spent five years at Big 12 Conference member Kansas State working the four seasons as an assistant coach and one as the program's Director of Operations.

In his final four years back at K-State after returning following a three-year stint at Missouri State (2013-16), Korn helped the Wildcats to 82 wins and three-straight NCAA Tournament appearances. K-State posted back-to-back 25-win campaigns

for the first time in school history (2017-18, 2018-19).

During his first year back in 2016-17, the squad won 21 games, including eight over teams that advanced to the postseason, and knocked off Wake Forest in the NCAA First Four before losing to #18 Cincinnati in the NCAA South Regional First Round.

Working primarily with the post players, Korn was a big influence on the development of two-time All-Big 12 First Team selection Dean Wade, who became the fourth Wildcat to earn All-Big 12 First-Team honors in 2018 and just the second to do so in back-to-back seasons. Wade is one of just three players to rank in the school's Top 10 in both career scoring (1,510) and rebounding (685). He was instrumental in

the progress of Makol Mawien, who has started all 103 games in his K-State career and emerged as one of the top big men in the Big 12.

Korn was also key in the growth of All-Big 12 selections Wesley Iwundu and D.J. Johnson during his first season as an assistant coach in 2016-17. Iwundu, who was twice named Third Team All-Big 12, became the first Wildcat since 2008 to be taken in the NBA Draft when he was selected with 33rd overall pick by the Orlando Magic. Johnson, an honorable mention all-league selection, broke the career field goal percentage record at 59.5 percent, while setting the single-season mark for the second consecutive season at 62.3 percent in 2016-17.

Korn spent one season





on Bruce Weber's inaugural staff at K-State as Director of Operations in 2012-13, helping the Wildcats to a 27-8 overall record and their first-ever Big 12 regular-season title. It was the school's first conference title since 1977, while the 27 wins rated second-most in school history.

Overall, he has 15 years of Division I experience, which includes time at his alma mater – Southern Illinois (2004-12). Korn has extensive ties to Weber after playing his first four years (1999-2003) for him at Southern Illinois. He redshirted in 1999-2000 before playing the next three years for Weber. He concluded his playing career for (current Purdue head coach) Matt Painter in 2003-04 before

spending the next eight years (2004-12) at SIU as an assistant for then-Saluki head coach and current K-State associate head coach Chris Lowery.

Korn returned to Manhattan in May 2016 after three seasons at Missouri State, where he served as an assistant coach to then-head coach Paul Lusk from 2013-16. At MSU, he helped the Bears to 44 wins, including a 20 -win season and a trip to the CollegeInsider.com Tournament in 2013-14.

Korn helped mentor a number of All-Missouri Valley honorees during his stay at Missouri State, including 2014 All-MVC Second-Team selection Jarmar Gulley and 2016 MVC Newcomer of the Year Dequon Miller. In addition, he coached three MVC

All-Freshman Team honorees in Austin Ruder in 2014 and Obediah Church and Jarred Dixon in 2016 as well as two Most Improved Team members (Dorrian Williams in 2015 and Chris Kendrix in 2016).

Prior to his first stint at K-State, Korn spent eight years (2004-12) at Southern Illinois, including his final six years as a full-time assistant under Lowery. He helped the Salukis post a 145-116 (.556) overall record with four postseason appearances, two Missouri Valley Conference championships and one State Farm Missouri Valley Conference Tournament title. The squad won 20 or more games and advanced to the NCAA Tournament on three occasions (2005, 2006, 2007) during his tenure as an assistant coach, including a 2007 trip to the Sweet 16. He was a graduate assistant at SIU his first two years before being elevated to a full-time assistant coach on Jan. 31, 2006.

A native of Plano, Illinois, Korn helped the Salukis through one of their greatest periods of success from 1999 to 2004. The squad went from 16 wins his redshirt-freshman season to three consecutive NCAA Tournament appearances under Weber and Painter. He was also a part of three Missouri Valley regular season championships as a player.

The 6-foot-9 forward saw action in 121 games in his career, averaging 5.2 points and 2.3 rebounds in 14.5 minutes per game. As a senior, he averaged

9.7 points on 41 percent shooting with four rebounds and 1.9 assists in helping SIU to 25 wins and a 17-1 mark in MVC play. He was named to the league's Most Improved Team.

Korn earned a bachelor's degree in Marketing from Southern Illinois in 2004 and his master's degree in Administrative Studies from Missouri State in 2016. He resides in Cape Girardeau with his wife, Kristin, and daughters Brielyn and Ashtyn.





## 2021-22 SOUTHEAST MISSOURI BASKETBALL NOTES

MISSOURI STATE // NOV. 9



### ■ The Korn File

**Experience:**

17th Year (Second at SEMO)

**Hometown:**

Plano, Ill.

**Birthdate:**

August 22, 1981

**Alma Mater:**

Southern Illinois, 2004

**Education:**

BB.A. Marketing (Southern Illinois)

Master's Administrative Studies (Missouri State)

**Date Hired:**

March 23, 2020

**Family:**

Wife - Kristin

Children - Brielyn, Ashtyn

**Playing Experience:**

Southern Illinois, 1999-04

**Coaching Experience:**

Southern Illinois, Graduate Asst., 2004-06

Southern Illinois, Assistant Coach, 2006-12

Kansas State, Dir. of Operations, 2012-13

Missouri State, Assistant Coach, 2013-16

Kansas State, Assistant Coach, 2016-20

Southeast Missouri, 2020-pr.

### Korn Year-by-Year Records

Year	School	Assignment	Record	Conference/Finish	Postseason
2004-05	Southern Illinois	Graduate Assistant	27-8	15-3/1st	NCAA Second Round
2005-06	Southern Illinois	Graduate Assistant	22-11	12-6/2nd	NCAA First Round
2006-07	Southern Illinois	Assistant Coach	29-7	15-3/1st	NCAA Sweet 16
2007-08	Southern Illinois	Assistant Coach	18-15	11-7/3rd	NIT Second Round
2008-09	Southern Illinois	Assistant Coach	13-18	8-10/5th	-
2009-10	Southern Illinois	Assistant Coach	15-15	6-12/9th	-
2010-11	Southern Illinois	Assistant Coach	13-19	5-13/8th	-
2011-12	Southern Illinois	Assistant Coach	8-23	5-13/9th	-
2012-13	Kansas State	Director of Operations	27-8	14-4/1st	NCAA Second Round
2013-14	Missouri State	Assistant Coach	20-13	9-9/4th	CollegelInsider.com Tourn. (CIT)
2014-15	Missouri State	Assistant Coach	11-20	5-13/8th	-
2015-16	Missouri State	Assistant Coach	13-19	8-10/7th	-
2016-17	Kansas State	Assistant Coach	21-14	8-10/6th	NCAA First Round
2017-18	Kansas State	Assistant Coach	25-12	10-8/4th	NCAA Elite Eight
2018-19	Kansas State	Assistant Coach	25-9	14-4/1st	NCAA First Round
2019-20	Kansas State	Assistant Coach	11-21	3-15/10th	-
2020-21	Southeast Missouri	Head Coach	11-16	9-11/7th	-

**Overall Record:** 11-16

Record at Southeast Missouri, 11-16, 9-11 Ohio Valley Conference (1 year)

Record as a College Assistant: 222-205

Record as a Graduate Assistant: 49-19





## 2020-21 Statistics

RECORD:	OVERALL	HOME	AWAY	NEUTRAL
ALL GAMES	11-16	7-6	3-9	1-1
CONFERENCE	9-11	6-5	3-6	0-0
NON-CONFERENCE	2-5	1-1	0-3	1-1

#	Player	gp-gs	min	avg	Total		3-Point		F-Throw		Rebounds				pf	dq	a	to	blk	stl	pts	avg
					fg-fga	fg%	3fg-fga	3fg%	ft-fga	ft%	off	def	tot	avg								
05	HARRIS, Chris	26-26	786	30.2	93-262	.355	38-134	.284	97-132	.735	7	53	60	2.3	50	1	88	64	2	25	321	12.3
03	REED, JR., Eric	27-22	799	29.6	106-224	.473	61-133	.459	24-39	.615	25	45	70	2.6	48	0	35	33	2	16	297	11.0
21	AKENTEN, Nana	27-24	728	27.0	84-216	.389	53-150	.353	29-39	.744	28	128	156	5.8	66	3	26	51	10	34	250	9.3
31	TAYLOR, Nolan	18-15	330	18.3	59-106	.557	0-0	.000	40-64	.625	24	49	73	4.1	42	0	16	17	2	5	158	8.8
11	NICHOLAS, DQ	27-27	797	29.5	71-183	.388	16-59	.271	79-110	.718	14	106	120	4.4	65	2	86	85	3	30	237	8.8
02	LOVE, Jordan	20-0	386	19.3	41-102	.402	10-28	.357	28-48	.583	11	40	51	2.6	16	0	37	22	4	23	120	6.0
10	PATTERSON, Manny	22-12	282	12.8	44-87	.506	0-0	.000	34-44	.773	19	43	62	2.8	51	1	7	25	19	3	122	5.5
44	AGNEW, Darrious	18-0	199	11.1	35-68	.515	2-4	.500	21-40	.525	20	29	49	2.7	25	0	7	13	5	5	93	5.2
25	RUSSELL, Nygal	27-7	512	19.0	37-100	.370	7-40	.175	24-42	.571	29	78	107	4.0	58	2	27	34	3	29	105	3.9
33	BRANSON, Dylan	27-2	426	15.8	27-52	.519	14-27	.519	14-15	.933	20	45	65	2.4	54	2	34	40	4	8	82	3.0
14	JOHNSON, Nate	25-0	224	9.0	28-54	.519	0-0	.000	9-22	.409	20	32	52	2.1	33	0	8	17	10	4	65	2.6
13	LONG, Parker	15-0	71	4.7	4-7	.571	3-4	.750	0-0	.000	4	5	9	0.6	5	0	2	4	0	2	11	0.7
12	MORRISON, Evan	5-0	10	2.0	1-7	.143	1-3	.333	0-0	.000	1	1	2	0.4	0	0	1	1	0	1	3	0.6
Team											36	37	73				9					
Total.....		27	5550		630-1468	.429	205-582	.352	399-595	.671	258	691	949	35.1	513	11	374	415	64	185	1864	69.0
Opponents.....		27	5550		672-1478	.455	191-528	.362	401-575	.697	214	676	890	33.0	512	-	368	377	90	185	1936	71.7

TEAM STATISTICS	SEMO	OPP	Date	Opponent	Score	Att.
SCORING	1864	1936	11-28-20	vs Kansas City	W 71-66	175
Points per game	69.0	71.7	12-02-20	SOUTHERN ILLINOIS	Lot 79-87	740
Scoring margin	-2.7	-	12-07-20	LIPSCOMB	W 82-77	580
FIELD GOALS-ATT	630-1468	672-1478	12-09-20	at Lipscomb	Lot 74-80	488
Field goal pct	.429	.455	12-15-20	at Evansville	Lot 63-66	0
3 POINT FG-ATT	205-582	191-528	* 12-18-20	UT MARTIN	L 67-69	748
3-point FG pct	.352	.362	12-22-20	at Indiana St.	L 66-72	100
3-pt FG made per game	7.6	7.1	* 12-30-20	at Tennessee Tech	L 63-72	430
FREE THROWS-ATT	399-595	401-575	* 01-02-21	TENNESSEE STATE	Wo2 83-79	760
Free throw pct	.671	.697	* 01-07-21	at Belmont	L 66-77	271
F-Throws made per game	14.8	14.9	* 01-16-21	MOREHEAD STATE	L 50-64	799
REBOUNDS	949	890	* 01-19-21	at Tennessee St.	W 63-59	231
Rebounds per game	35.1	33.0	* 01-21-21	at Morehead State	L 65-76	775
Rebounding margin	+2.2	-	* 01-26-21	at UT Martin	L 66-69	267
ASSISTS	374	368	* 01-28-21	SIUE	W 64-62	723
Assists per game	13.9	13.6	* 01-30-21	EASTERN ILLINOIS	W 75-44	842
TURNOVERS	415	377	* 02-01-21	MURRAY STATE	L 60-77	690
Turnovers per game	15.4	14.0	* 02-04-21	TENNESSEE TECH	W 68-64	642
Turnover margin	-1.4	-	* 02-06-21	JACKSONVILLE STATE	L 54-66	720
Assist/turnover ratio	0.9	1.0	* 02-12-21	at Murray St.	L 60-80	1252
STEALS	185	185	* 02-13-21	at Austin Peay	L 63-78	494
Steals per game	6.9	6.9	* 02-16-21	AUSTIN PEAY	Wot 86-81	279
BLOCKS	64	90	* 02-20-21	EASTERN KENTUCKY	W 94-72	753
Blocks per game	2.4	3.3	* 02-22-21	EASTERN KENTUCKY	L 65-87	289
ATTENDANCE	8565	4828	* 02-25-21	at Eastern Ill.	W 94-88	29
Home games-Avg/Game	13-659	12-366	* 02-27-21	at SIUE	W 69-63	50
Neutral site-Avg/Game	-	2-220	% 03-03-21	vs Morehead St.	L 54-61	266

Score by Periods	1st	2nd	OT	OT2	Totals
Southeast Missouri	830	978	45	11	1864
Opponents	885	987	57	7	1936

\* = Conference game

! = Negro Baseball League Museum Tip-Off Classic (Kansas City, Mo.)

% = OVC Tournament (Evansville, Ind.)



## 2021-22 SOUTHEAST MISSOURI BASKETBALL NOTES

**MISSOURI STATE // NOV. 9**

### Comparison Game-by-Game (SEMO/Opponent)

Opponent	1st	2nd	Score	Mar	Total FG	FG Pct	3-Pointers	3FG Pct	Free Throws	FT Pct	Rebounds (Mar)	Assist	T/Over	Block	Steal	Fouls
Missouri State																
Youngstown State																
Arkansas State																
Missouri Baptist																
Incarnate Word																
Portland																
Montana State																
Webster University																
Evansville																
Purdue Fort Wayne																
Southern Illinois																
Pepperdine																
California Baptist																
Murray State																
Austin Peay																
Belmont																
Tennessee State																
Tennessee Tech																
SIU Edwardsville																
Tennessee State																
Eastern Illinois																
Morehead State																
SIU Edwardsville																
UT Martin																
Eastern Illinois																
Austin Peay																
Belmont																
Tennessee Tech																
Morehead State																
UT Martin																
Murray State																

### Points in the Paint, Second Chance Points, Points Off Turnovers, Fastbreak Points, Bench Points

Opponent	W/L	POINTS IN THE PAINT		2ND CHANCE POINTS		POINTS OFF TURNOVERS		FAST BREAK POINTS		BENCH POINTS	
		SEMO	OPP.	SEMO	OPP.	SEMO	OPP.	SEMO	OPP.	SEMO	OPP.
Missouri State											
Youngstown State											
Arkansas State											
Missouri Baptist											
Incarnate Word											
Portland											
Montana State											
Webster University											
Evansville											
Purdue Fort Wayne											
Southern Illinois											
Pepperdine											
California Baptist											
Murray State											
Austin Peay											
Belmont											
Tennessee State											
Tennessee Tech											
SIU Edwardsville											
Tennessee State											
Eastern Illinois											
Morehead State											
SIU Edwardsville											
UT Martin											
Eastern Illinois											
Austin Peay											
Belmont											
Tennessee Tech											
Morehead State											
UT Martin											
Murray State											



# 2021-22 SOUTHEAST MISSOURI BASKETBALL NOTES

## MISSOURI STATE // NOV. 9



### Game-by-Game Leaders

Opponent	W/L	Score	Points	Rebounds	Assists	Blocks	Steals
Missouri State							
Youngstown State							
Arkansas State							
Missouri Baptist							
Incarnate Word							
Portland							
Montana State							
Webster University							
Evansville							
Purdue Fort Wayne							
Southern Illinois							
Pepperdine							
California Baptist							
Murray State							
Austin Peay							
Belmont							
Tennessee State							
Tennessee Tech							
SIU Edwardsville							
Tennessee State							
Eastern Illinois							
Morehead State							
SIU Edwardsville							
UT Martin							
Eastern Illinois							
Austin Peay							
Belmont							
Tennessee Tech							
Morehead State							
UT Martin							
Murray State							

### Game-by-Game Starters

Opponent	W/L	Score	Guard	Guard	Guard	Guard	Forward	First Man Off the Bench
Missouri State								
Youngstown State								
Arkansas State								
Missouri Baptist								
Incarnate Word								
Portland								
Montana State								
Webster University								
Evansville								
Purdue Fort Wayne								
Southern Illinois								
Pepperdine								
California Baptist								
Murray State								
Austin Peay								
Belmont								
Tennessee State								
Tennessee Tech								
SIU Edwardsville								
Tennessee State								
Eastern Illinois								
Morehead State								
SIU Edwardsville								
UT Martin								
Eastern Illinois								
Austin Peay								
Belmont								
Tennessee Tech								
Morehead State								
UT Martin								
Murray State								

### Starting Lineup Combinations

Record	Guard	Guard	Guard	Guard	Forward
-					



## 2021-22 SOUTHEAST MISSOURI BASKETBALL NOTES

### MISSOURI STATE // NOV. 9

	Score	FG-A	Pct.	3FG-A	Pct.	FT-A	Pct.	OFF	DEF	Total	E	A	TO	B	S
<b>Southeast Missouri</b>															
Missouri State															
<b>Southeast Missouri</b>															
Youngstown State															
<b>Southeast Missouri</b>															
Arkansas State															
<b>Southeast Missouri</b>															
Missouri Baptist															
<b>Southeast Missouri</b>															
Incarinate Word															
<b>Southeast Missouri</b>															
Portland															
<b>Southeast Missouri</b>															
Montana State															
<b>Southeast Missouri</b>															
Webster University															
<b>Southeast Missouri</b>															
Evansville															
<b>Southeast Missouri</b>															
Purdue Fort Wayne															
<b>Southeast Missouri</b>															
Southern Illinois															
<b>Southeast Missouri</b>															
Pepperdine															
<b>Southeast Missouri</b>															
California Baptist															
<b>Southeast Missouri</b>															
Murray State															
<b>Southeast Missouri</b>															
Austin Peay															
<b>Southeast Missouri</b>															
Belmont															
<b>Southeast Missouri</b>															
Tennessee State															
<b>Southeast Missouri</b>															
Tennessee Tech															
<b>Southeast Missouri</b>															
SIU Edwardsville															
<b>Southeast Missouri</b>															
Tennessee State															
<b>Southeast Missouri</b>															
Eastern Illinois															
<b>Southeast Missouri</b>															
Morehead State															
<b>Southeast Missouri</b>															
SIU Edwardsville															
<b>Southeast Missouri</b>															
UT Martin															
<b>Southeast Missouri</b>															
Eastern Illinois															
<b>Southeast Missouri</b>															
Austin Peay															
<b>Southeast Missouri</b>															
Belmont															
<b>Southeast Missouri</b>															
Tennessee Tech															
<b>Southeast Missouri</b>															
Morehead State															
<b>Southeast Missouri</b>															
UT Martin															
<b>Southeast Missouri</b>															
Murray State															



### 2021-22 Game-by-Game Leaders Summary (# of Games)

#### Points

-

#### Rebounds

-

#### Assists

-

#### Blocks

-

#### Steals

-

#### Dunks (# for 2021-22 Season)

-

#### Games Played/Started

	2020-21	Career
Nygal Russell	27/8	86/24
DQ Nicholas	27/27	57/46
Chris Harris	26/26	28/26
Nana Akenten	27/24	27/24
Eric Reed, Jr.	27/22	27/22
Dylan Branson	27/2	27/2
Nate Johnson	25/0	25/0
Manny Patterson	22/12	22/12
Nolan Taylor	18/15	18/15
Parker Long	15/0	15/0

### Career Ledger

#### Double-Digit Point Games

	2021-22	Career
DQ Nicholas.....	-	21
Chris Harris.....	-	20
Nygal Russell.....	-	13
Eric Reed, Jr. ....	-	13
Nana Akenten.....	-	11
Nolan Taylor.....	-	8
Manny Patterson.....	-	3
Dylan Branson.....	-	1
Nate Johnson.....	-	1

#### Double-Digit Rebound Games

	2021-22	Career
Nana Akenten.....	-	2
Nygal Russell.....	-	1
DQ Nicholas.....	-	1

#### 20+ Point Games

	2021-22	Career
DQ Nicholas.....	-	4
Eric Reed, Jr. ....	-	3
Chris Harris.....	-	2
Manny Patterson.....	-	1
Nygal Russell.....	-	1

#### 8+ Rebound Games

	2021-22	Career
Nana Akenten.....	-	5
DQ Nicholas.....	-	4
Nygal Russell.....	-	4
Nolan Taylor.....	-	2

#### 5+ Assist Games

	2021-22	Career
Chris Harris.....	-	8
DQ Nicholas.....	-	8
Nygal Russell.....	-	6
Nolan Taylor.....	-	1
Nana Akenten.....	-	1
Eric Reed, Jr. ....	-	1

#### 3+ Steal Games

	2021-22	Career
DQ Nicholas.....	-	4
Nygal Russell.....	-	4
Jordan Love.....	-	3
Nana Akenten.....	-	3
Chris Harris.....	-	3
Eric Reed, Jr. ....	-	2

#### Double-Doubles

	2021-22	Career
Nana Akenten.....	-	2

### SEMO's 2021-22 Record:

At Home.....	0-0
On the Road.....	0-0
At Neutral Sites.....	0-0
In Ohio Valley Conference Games.....	0-0
In November.....	0-0
In December.....	0-0
In January.....	0-0
In February.....	0-0
In March.....	0-0
Leading at the Half.....	0-0
Trailing at the Half.....	0-0
Tied at the Half.....	0-0
In Overtime Games.....	0-0
The Redhawks Score First.....	0-0
In 1-4 Point Games.....	0-0
In 5-9 Point Games.....	0-0
In 10-14 Point Games.....	0-0
In 15+ Point Games.....	0-0
Leading with Five Minutes Left in Regulation.....	0-0
Trailing with Five Minutes Left in Regulation.....	0-0
Tied with Five Minutes Left in Regulation.....	0-0
Scoring Less than 50 Points.....	0-0
Scoring 50-59 Points.....	0-0
Scoring 60-69 Points.....	0-0
Scoring 70-79 Points.....	0-0
Scoring 80-89 Points.....	0-0
Scoring 90-99 Points.....	0-0
Scoring 100 or more Points.....	0-0
Giving up Less Than 50 Points.....	0-0
Giving up 50-59 Points.....	0-0
Giving up 60-69 Points.....	0-0
Giving up 70-79 Points.....	0-0
Giving up 80-89 Points.....	0-0
Giving up 90-99 Points.....	0-0
Giving up 100 or more Points.....	0-0
Shooting 50% or Better from the Field.....	0-0
Shooting Less Than 50% from the Field.....	0-0
Opponent Shoots 50% or Better from the Field.....	0-0
Opponent Shoots Less Than 50% from the Field.....	0-0
Outshooting Opponent.....	0-0
Outshot by Opponent.....	0-0
Field Goal Percentage is Tied.....	0-0
Shooting 50% or Better from 3-Point Range.....	0-0
Shooting Less Than 50% from 3-Point Range.....	0-0
Opponent Shoots 50% or Better from 3-Point Range.....	0-0
Opponent Shoots Less Than 50% from 3-Point Range.....	0-0
Shooting 50% or Better from the Free Throw Line.....	0-0
Shooting Less Than 50% from the Free Throw Line.....	0-0
Opponent Shoots 50% or Better from the Free Throw Line.....	0-0
Opponent Shoots Less Than 50% from the Free Throw Line.....	0-0
Shooting More Free Throws Than Opponent.....	0-0
Shooting Less Free Throws Than Opponent.....	0-0
Free Throws are Tied.....	0-0
Southeast's Starters Outscore Opponent's Starters.....	0-0
Opponent's Starters Outscore Southeast's Starters.....	0-0
Starter Scoring is Tied.....	0-0
Bench Outscores Opponent.....	9-0
Opponent Bench Outscores Southeast.....	0-0
Bench Scoring is Tied.....	0-0
Bench Contributes Double Figures in Points.....	0-0
No Redhawk Players Score Double Figures.....	0-0
Two Redhawk Players Score Double Figures.....	0-0
3+ Redhawk Players Score Double Figures.....	0-0
Outrebounding an Opponent.....	0-0
Opponent Outrebounds Southeast.....	0-0
Rebounds are Tied.....	0-0
Getting 10+ Assists.....	0-0
Getting 10+ Steals.....	0-0
Getting 5+ Blocks.....	0-0
Forcing more Turnovers than Opponent.....	0-0
Committing more Turnovers than Opponent.....	0-0
Turnovers are Tied.....	0-0



# 2021-22 SOUTHEAST MISSOURI BASKETBALL NOTES

MISSOURI STATE // NOV. 9

## 2020-21 Statistics

RECORD:	OVERALL	HOME	AWAY	NEUTRAL
ALL GAMES	9-11	6-5	3-6	0-0
CONFERENCE	9-11	6-5	3-6	0-0
NON-CONFERENCE	0-0	0-0	0-0	0-0

#	Player	gp-gs	min	avg	Total		3-Point		F-Throw		Rebounds															
					fg-fga	fg%	3fg-fga	3fg%	ft-fa	ft%	off	def	tot	avg	pf	dq	a	to	blk	stl	pts	avg				
05	HARRIS, Chris	19-19	574	30.2	59-178	.331	25-95	.263	76-96	.792	4	41	45	2.4	35	0	70	46	2	23	219	11.5				
03	REED, JR., Eric	20-19	597	29.9	76-167	.455	44-103	.427	21-33	.636	15	33	48	2.4	32	0	32	27	1	12	217	10.9				
21	AKENTEN, Nana	20-19	534	26.7	63-161	.391	39-114	.342	22-28	.786	18	98	116	5.8	43	0	19	39	5	25	187	9.4				
11	NICHOLAS, DQ	20-20	604	30.2	54-131	.412	14-45	.311	60-85	.706	12	88	100	5.0	41	0	70	62	1	21	182	9.1				
31	TAYLOR, Nolan	12-9	188	15.7	33-59	.559	0-0	.000	20-36	.556	11	21	32	2.7	26	0	7	12	0	3	86	7.2				
02	LOVE, Jordan	14-0	247	17.6	31-72	.431	9-24	.375	21-31	.677	9	25	34	2.4	10	0	22	16	3	15	92	6.6				
10	PATTERSON, Manny	20-11	254	12.7	40-79	.506	0-0	.000	30-39	.769	17	37	54	2.7	45	1	6	22	18	3	110	5.5				
44	AGNEW, Darrious	16-0	175	10.9	30-60	.500	2-4	.500	21-40	.525	20	25	45	2.8	20	0	7	10	4	4	83	5.2				
25	RUSSELL, Nygal	20-1	332	16.6	27-69	.391	4-27	.148	15-27	.556	18	46	64	3.2	37	0	23	20	0	19	73	3.7				
33	BRANSON, Dylan	20-2	346	17.3	21-43	.488	10-21	.476	11-11	1.000	18	38	56	2.8	41	2	26	31	4	7	63	3.2				
14	JOHNSON, Nate	18-0	149	8.3	21-41	.512	0-0	.000	7-19	.368	11	22	33	1.8	24	0	3	14	7	4	49	2.7				
13	LONG, Parker	14-0	65	4.6	4-6	.667	3-4	.750	0-0	.000	3	5	8	0.6	5	0	2	3	0	2	11	0.8				
12	MORRISON, Evan	5-0	10	2.0	1-7	.143	1-3	.333	0-0	.000	1	1	2	0.4	0	0	1	1	0	1	3	0.6				
Team											24	30	54				7									
Total.....		20	4075		460-1073	.429	151-440	.343	304-445	.683	181	510	691	34.5	359	3	288	310	45	139	1375	68.8				
Opponents.....		20	4075		507-1114	.455	144-401	.359	269-400	.673	175	496	671	33.5	378	-	278	290	69	146	1427	71.3				

TEAM STATISTICS	SEMO	OPP	Date	Opponent	Score	Att.
SCORING	1375	1427	* 12-18-20	UT MARTIN	L 67-69	748
Points per game	68.8	71.3	* 12-30-20	at Tennessee Tech	L 63-72	430
Scoring margin	-2.6	-	* 01-02-21	TENNESSEE STATE	Wo2 83-79	760
FIELD GOALS-ATT	460-1073	507-1114	* 01-07-21	at Belmont	L 66-77	271
Field goal pct	.429	.455	* 01-16-21	MOREHEAD STATE	L 50-64	799
3 POINT FG-ATT	151-440	144-401	* 01-19-21	at Tennessee St.	w 63-59	231
3-point FG pct	.343	.359	* 01-21-21	at Morehead State	L 65-76	775
3-pt FG made per game	7.6	7.2	* 01-26-21	at UT Martin	L 66-69	267
FREE THROWS-ATT	304-445	269-400	* 01-28-21	SIUE	w 64-62	723
Free throw pct	.683	.673	* 01-30-21	EASTERN ILLINOIS	w 75-44	842
F-Throws made per game	15.2	13.5	* 02-01-21	MURRAY STATE	L 60-77	690
REBOUNDS	691	671	* 02-04-21	TENNESSEE TECH	w 68-64	642
Rebounds per game	34.5	33.5	* 02-06-21	JACKSONVILLE STATE	L 54-66	720
Rebounding margin	+1.0	-	* 02-12-21	at Murray St.	L 60-80	1252
ASSISTS	288	278	* 02-13-21	at Austin Peay	L 63-78	494
Assists per game	14.4	13.9	* 02-16-21	AUSTIN PEAY	Wot 86-81	279
TURNOVERS	310	290	* 02-20-21	EASTERN KENTUCKY	w 94-72	753
Turnovers per game	15.5	14.5	* 02-22-21	EASTERN KENTUCKY	L 65-87	289
Turnover margin	-1.0	-	* 02-25-21	at Eastern Ill.	w 94-88	29
Assist/turnover ratio	0.9	1.0	* 02-27-21	at SIUE	w 69-63	50
STEALS	139	146				
Steals per game	7.0	7.3				
BLOCKS	45	69				
Blocks per game	2.3	3.5				
ATTENDANCE	7245	3799				
Home games-Avg/Game	11-659	9-422				
Neutral site-Avg/Game	-	0-0				

\* = Conference game

! = Negro Baseball League Museum Tip-Off Classic (Kansas City, Mo.)

Score by Periods	1st	2nd	OT	OT2	Totals
Southeast Missouri	631	714	19	11	1375
Opponents	671	735	14	7	1427





21



// Guard  
 // Redshirt-Junior  
 // 6-6 // 215  
 // Bolingbrook, Ill.  
 // Bolingbrook H.S.  
 // Nebraska

## Nana AKENTEN

**2020-21:** Started 24 of 27 games...Ranked first on the team in rebounds (156), rebounds per game (5.8) and steals (34)...Was the Redhawks third-leading scorer with 9.3 points per contest...Made 53 three-pointers, second-most on the team...Averaged 27 minutes per game...Held the best free throw percentage (.744) among starters...Tied for second on the team with 10 blocks...Averaged 9.4 points and 5.8 rebounds per game in Ohio Valley Conference play...Started all but one league matchup...Finished 10th in the OVC in rebounding, tied for 14th in steals, eighth in 3-point field goals made (2.0 per game), seventh in defensive rebounds (4.7 rpg) and 29th in minutes played (27 mpg)...Made a big Southeast Missouri debut when he came off the bench to score 17 points, including 16 in the first half at Kansas City (11/28)...Had a game-high four 3-pointers and made a beyond halfcourt shot against the Roos...Followed that up with eight points and eight rebounds vs. Southern Illinois (12/2)...Scored nine points and had seven rebounds in his first career SEMO start vs. Lipscomb (12/7)...Scored double figures in 11 contests...Became the first Redhawk to get a double-double in 2020-21 when he scored 20 points and grabbed 11 rebounds at Belmont (1/7)...Made four or more 3-pointers in five games...Had a season-best five steals vs. Eastern Illinois (1/30)...Buried a season-best five threes vs. Eastern Kentucky (2/20)...Notched two double-doubles...Score double figures in four of his final five starts of the season.

### 2021-22 Season-Highs

Points .....	-
Total Rebounds .....	-
Offensive .....	-
Defensive .....	-
FG Made .....	-
FG Attempted .....	-
3-Point FG Made .....	-
3-Point FG Attempted .....	-
FT Made .....	-
FT Attempted .....	-
Assists .....	-
Blocks .....	-
Steals .....	-
Minutes .....	-

### Akenten's Game-by-Game Statistics

2021-22	FG	3P	FT	O/D	REB	E	PTS	A	TO	B	S	M
at Missouri State												
Youngstown State												
Arkansas State												
Missouri Baptist												
at Incarnate Word												
vs. Portland												
vs. Montana State												
Webster University												
Evansville												
at Purdue Fort Wayne												
at Southern Illinois												
at Pepperdine												
at California Baptist												
at Murray State												
Austin Peay												
at Belmont												
at Tennessee State												
Tennessee Tech												
at SIU Edwardsville												
Tennessee State												
at Eastern Illinois												
Morehead State												
SIU Edwardsville												
at UT Martin												
Eastern Illinois												
at Austin Peay												
Belmont												
at Tennessee Tech												
at Morehead State												
UT Martin												
Murray State												

\* - Game Started

### Career-Highs

Points .....	20	at Belmont (1/7/21)
Total Rebounds .....	11	at Belmont (1/7/21)
Offensive .....	3	2x, last at Evansville (12/15/20)
Defensive .....	10	at Belmont (1/7/21)
FG Made .....	7	2x, last at UT Martin (1/26/21)
FG Attempted .....	17	at Belmont (1/7/21)
3-Point FG Made .....	5	vs. Eastern Kentucky (2/20/21)
3-Point FG Attempted .....	11	at Belmont (1/7/21)
FT Made .....	7	at SIU Edwardsville (2/27/21)
FT Attempted .....	9	at SIU Edwardsville (2/27/21)
Assists .....	2	7x, last vs. Eastern Illinois (1/30/21)
Blocks .....	2	3x, last at Eastern Illinois (2/25/21)
Steals .....	5	vs. Eastern Illinois (1/30/21)
Minutes .....	37	vs. Tennessee State (1/2/21)


### Akenten's Career Statistics at Southeast Missouri

Season	G-GS	Min	Avg	FG-FGA	Pct	3FG-3FGA	Pct	FT-FTA	Pct	Off	Def	Tot	Avg	PF	FO	A	TO	Blk	Stl	Pts	Avg
2020-21	27-24	728	27.0	84-216	.389	53-150	.353	29-39	.744	28	128	156	5.8	66	3	26	51	10	34	250	9.3
Ohio Valley Conference Games Only																					
Season	G-GS	Min	Avg	FG-FGA	Pct	3FG-3FGA	Pct	FT-FTA	Pct	Off	Def	Tot	Avg	PF	FO	A	TO	Blk	Stl	Pts	Avg
2020-21	20-19	534	26.7	63-161	.391	39-114	.342	22-28	.786	18	98	116	5.8	43	0	19	39	5	25	187	9.4



## 2021-22 SOUTHEAST MISSOURI BASKETBALL NOTES

### MISSOURI STATE // NOV. 9



# 33



// Guard  
// Freshman  
// 6-5 // 220  
// St. Louis, Mo.  
// Mehlville H.S.

## Dylan BRANSON

**2020-21:** Saw action in 25 games and made two starts as a true freshman...Averaged three points and 2.4 rebounds per game...Shot 51.9 percent from the field (27-of-52) and 3-point range (14-of-27)...Missed just one free throw, hitting 14-of-15 for 93.3 percent...Dished out 34 assists, collected eight steals and had four blocks...Made his first career start at Belmont (1/2) and logged 18 minutes in that game...Put up double figures in the scoring column for the first time when he finished with 12 points on three 3-pointers and three free throws at Indiana State (12/22)...His 12 points against the Sycamores were a season-high...Scored the first points of his college career with two vs. Southern Illinois (12/2)...Also had four rebounds and dished out three assists in eight minutes against the Salukis...Played five minutes in his first career college game at Kansas City (11/28)...Had one steal against the Roos...Tallied 13 minutes and scored two points at Lipscomb (12/9)...Splashed in the first 3-pointer of his career at Evansville (12/15)...Made two 3-pointers vs. Morehead State (1/16)...Grabbed a season-best five rebounds on two occasions...Made a 3-pointer in nine contests...Dished out a season-high four assists vs. Murray State (2/1).

### Branson's Game-by-Game Statistics

2021-22	FG	3P	FT	O/D	REB	E	PTS	A	TO	B	S	M
at Missouri State												
Youngstown State												
Arkansas State												
Missouri Baptist												
at Incarnate Word												
vs. Portland												
vs. Montana State												
Webster University												
Evansville												
at Purdue Fort Wayne												
at Southern Illinois												
at Pepperdine												
at California Baptist												
at Murray State												
Austin Peay												
at Belmont												
at Tennessee State												
Tennessee Tech												
at SIU Edwardsville												
Tennessee State												
at Eastern Illinois												
Morehead State												
SIU Edwardsville												
at UT Martin												
Eastern Illinois												
at Austin Peay												
Belmont												
at Tennessee Tech												
at Morehead State												
UT Martin												
Murray State												

\* - Game Started

### 2021-22 Season-Highs

Points .....	-
Total Rebounds .....	-
Offensive .....	-
Defensive .....	-
FG Made .....	-
FG Attempted .....	-
3-Point FG Made .....	-
3-Point FG Attempted .....	-
FT Made .....	-
FT Attempted .....	-
Assists .....	-
Blocks .....	-
Steals .....	-
Minutes .....	-

### Career-Highs

Points .....	12	at Indiana State (12/22/20)
Total Rebounds .....	5	3x, last vs. Tennessee Tech (2/4/21)
Offensive .....	4	at Tennessee State (1/19/21)
Defensive .....	5	vs. Tennessee Tech (2/4/21)
FG Made .....	3	4x, last vs. Eastern Kentucky (2/20/21)
FG Attempted .....	6	2x, last vs. Eastern Kentucky (2/20/21)
3-Point FG Made .....	3	at Indiana State (12/22/20)
3-Point FG Attempted .....	4	vs. Eastern Kentucky (2/20/21)
FT Made .....	3	2x, last at Belmont (1/7/21)
FT Attempted .....	4	at Indiana State (12/22/20)
Assists .....	4	vs. Murray State (2/1/21)
Blocks .....	1	4x, last vs. Eastern Kentucky (2/20/21)
Steals .....	2	at Austin Peay (2/13/21)
Minutes .....	27	vs. Austin Peay (2/16/21)

### Branson's Career Statistics at Southeast Missouri

Season	G-GS	Min	Avg	FG-FGA	Pct	3FG-3FGA	Pct	FT-FTA	Pct	Off	Def	Tot	Avg	PF	FO	A	TO	Blk	Stl	Pts	Avg
2020-21	27-2	426	15.8	27-52	.519	14-27	.519	14-15	.933	20	45	65	2.4	54	2	34	40	4	8	82	3.0
Overall																					
Ohio Valley Conference Games Only																					
Season	G-GS	Min	Avg	FG-FGA	Pct	3FG-3FGA	Pct	FT-FTA	Pct	Off	Def	Tot	Avg	PF	FO	A	TO	Blk	Stl	Pts	Avg
2020-21	20-2	346	17.3	21-43	.488	10-21	.476	11-11	1.000	18	38	56	2.8	41	2	26	31	4	7	63	3.2



5



// Guard  
 // Redshirt-Junior  
 // 6-3 // 205  
 // Antioch, Ill.  
 // Lake Forest Academy  
 // John A. Logan College

## Chris HARRIS

2021-22 Preseason All-Ohio Valley Conference selection.

**2020-21:** Southeast Missouri's top scorer with 12.3 points per game...Started 26 contests...Led the team in total points (321), minutes (30.2 mpg), assists (88) and free throws made (97)...Knocked down 38 three-pointers, good for third on the team...Averaged 2.3 rebounds per game...Put up 11.6 points a game in 19 OVC starts...Missed only game of the season at Belmont (1/7) due to a thumb injury...Ranked 18th among OVC leaders in scoring, 14th in assists, 11th in free throw percentage (.735), 10th in assist/turnover ratio (1.4) and 15th in minutes played...Scored over 20 points two times with a season-best 23 vs. UT Martin (12/18)...Made the game-tying 3-pointer with eight seconds left against the Skyhawks...Added 21 points at Lipscomb (12/9)...Scored 19 points vs. Lipscomb (12/7)...Notched 18 points and played 35 minutes at Kansas City (11/28)...Made five free throws, buried three 3-pointers, grabbed three rebounds and dished out four assists in the Redhawks season-opener at Kansas City...Added 15 points and had five assists vs. Southern Illinois (12/2)...Scored double figures in 18 of his 26 starts...Finished as the Redhawks top scorer in nine contests...Buried multiple 3-pointers in 10 of his starts...Made two big free throws in the final 14 seconds and scored 17 points at Tennessee State (1/19).

### 2021-22 Season-Highs

Points.....	-
Total Rebounds.....	-
Offensive.....	-
Defensive.....	-
FG Made.....	-
FG Attempted.....	-
3-Point FG Made.....	-
3-Point FG Attempted.....	-
FT Made.....	-
FT Attempted.....	-
Assists.....	-
Blocks.....	-
Steals.....	-
Minutes.....	-

### Harris' Game-by-Game Statistics

2021-22	FG	3P	FT	O/D	REB	E	PTS	A	TO	B	S	M
at Missouri State												
Youngstown State												
Arkansas State												
Missouri Baptist												
at Incarnate Word												
vs. Portland												
vs. Montana State												
Webster University												
Evansville												
at Purdue Fort Wayne												
at Southern Illinois												
at Pepperdine												
at California Baptist												
at Murray State												
Austin Peay												
at Belmont												
at Tennessee State												
Tennessee Tech												
at SIU Edwardsville												
Tennessee State												
at Eastern Illinois												
Morehead State												
SIU Edwardsville												
at UT Martin												
Eastern Illinois												
at Austin Peay												
Belmont												
at Tennessee Tech												
at Morehead State												
UT Martin												
Murray State												

\* - Game Started

### Career-Highs

Points.....	23	vs. UT Martin (12/18/20)
Total Rebounds.....	6	at Indiana State (12/22/20)
Offensive.....	2	at SIU Edwardsville (2/27/21)
Defensive.....	5	3x, last at Tennessee State (1/19/21)
FG Made.....	7	3x, last vs. UT Martin (12/18/20)
FG Attempted.....	18	vs. Tennessee State (1/2/21)
3-Point FG Made.....	4	2x, last vs. Eastern Kentucky (2/20/21)
3-Point FG Attempted.....	10	vs. Tennessee State (1/2/21)
FT Made.....	10	at Tennessee State (1/19/21)
FT Attempted.....	12	2x, last vs. Austin Peay (2/16/21)
Assists.....	9	at Eastern Illinois (2/25/21)
Blocks.....	2	vs. Tennessee State (1/2/21)
Steals.....	4	vs. Eastern Kentucky (2/22/21)
Minutes.....	43	vs. Tennessee State (1/2/21)

### Harris' Career Statistics at Southeast Missouri

Overall																					
Season	G-GS	Min	Avg	FG-FGA	Pct	3FG-3FGA	Pct	FT-FTA	Pct	Off	Def	Tot	Avg	PF	FO	A	TO	Blk	Stl	Pts	Avg
2019-20	2-0	74	37.0	9-15	.600	5-7	.714	8-10	.800	0	6	6	3.0	5	0	2	5	1	0	31	15.5
2020-21	26-26	786	30.2	93-262	.355	38-134	.284	97-132	.735	7	53	60	2.3	50	1	88	64	2	25	321	12.3
Total	28-26	840	30.0	102-277	.368	43-141	.305	105-142	.739	7	59	66	2.4	55	1	90	69	3	25	352	12.6
Ohio Valley Conference Games Only																					
Season	G-GS	Min	Avg	FG-FGA	Pct	3FG-3FGA	Pct	FT-FTA	Pct	Off	Def	Tot	Avg	PF	FO	A	TO	Blk	Stl	Pts	Avg
2020-21	19-19	574	30.2	59-178	.331	25-95	.263	76-96	.792	4	41	45	2.4	35	0	70	46	2	23	219	11.5



## 2021-22 SOUTHEAST MISSOURI BASKETBALL NOTES

MISSOURI STATE // NOV. 9



14



- // Center
- // Junior
- // 6-9 // 250
- // Broward County, Fla.
- // American Heritage H.S.
- // Seminole State College

### Nate JOHNSON

**2020-21:** Appeared in 25 games off the bench...Contributed 2.6 points, 2.1 rebounds and nine minutes per game...Tied for second on the team with 10 blocks...Made 51.9 percent (28-of-54) of his field goals...Had 20 offensive rebounds, four steals and eight assists...Scored his first career points as a Redhawk vs. Southern Illinois (12/2)...Netted seven points vs. Eastern Illinois (1/30)...Grabbed a season-best five rebounds twice...Pulled down four rebounds, dished out two assists and had one block in 14 minutes at Kansas City (11/28), his first NCAA Division I game...Posted a season-high three blocks vs. Murray State (2/1)...Scored a season-high 10 points for the first double-digit game of his career at Eastern Illinois (2/25)...Ohio Valley Conference Commissioner's Honor Roll selection.

### Johnson's Game-by-Game Statistics

2021-22	FG	3P	FT	O/D	REB	E	PTS	A	TO	B	S	M
at Missouri State												
Youngstown State												
Arkansas State												
Missouri Baptist												
at Incarnate Word												
vs. Portland												
vs. Montana State												
Webster University												
Evansville												
at Purdue Fort Wayne												
at Southern Illinois												
at Pepperdine												
at California Baptist												
at Murray State												
Austin Peay												
at Belmont												
at Tennessee State												
Tennessee Tech												
at SIU Edwardsville												
Tennessee State												
at Eastern Illinois												
Morehead State												
SIU Edwardsville												
at UT Martin												
Eastern Illinois												
at Austin Peay												
Belmont												
at Tennessee Tech												
at Morehead State												
UT Martin												
Murray State												

\* - Game Started

### 2021-22 Season-Highs

Points .....	-
Total Rebounds .....	-
Offensive .....	-
Defensive .....	-
FG Made .....	-
FG Attempted .....	-
3-Point FG Made .....	-
3-Point FG Attempted .....	-
FT Made .....	-
FT Attempted .....	-
Assists .....	-
Blocks .....	-
Steals .....	-
Minutes .....	-

### Career-Highs

Points .....	10	at Eastern Illinois (2/25/21)
Total Rebounds .....	5	2x, last vs. Austin Peay (2/16/21)
Offensive .....	3	2x, last at Evansville (12/15/20)
Defensive .....	4	vs. Austin Peay (2/16/21)
FG Made .....	5	at Eastern Illinois (2/25/21)
FG Attempted .....	10	at Eastern Illinois (2/25/21)
3-Point FG Made .....	-	-
3-Point FG Attempted .....	-	-
FT Made .....	2	2x, last vs. Jacksonville State (2/6/21)
FT Attempted .....	3	2x, last vs. Jacksonville State (2/6/21)
Assists .....	2	vs. Kansas City (11/28/20)
Blocks .....	3	vs. Murray State (2/1/21)
Steals .....	1	4x, last vs. Eastern Kentucky (2/20/21)
Minutes .....	15	2x, last at Eastern Illinois (2/25/21)

### Johnson's Career Statistics at Southeast Missouri

Overall																			
Season	G-GS	Min	Avg	FG-FGA	Pct	3FG-3FGA	Pct	FT-FTA	Pct	Off	Def	Tot	Avg	PF	FO	A	TO	Blk	Stl
2020-21	25-0	224	9.0	28-54	.519	0-0	.000	9-22	.409	20	32	52	2.1	33	0	8	17	10	4
Ohio Valley Conference Games Only																			
Season	G-GS	Min	Avg	FG-FGA	Pct	3FG-3FGA	Pct	FT-FTA	Pct	Off	Def	Tot	Avg	PF	FO	A	TO	Blk	Stl
2020-21	18-0	149	8.3	21-41	.512	0-0	.000	7-19	.368	11	22	33	1.8	24	0	3	14	7	4





4



// Forward  
 // Freshman  
 // 6-9 // 180  
 // Fennimore, Wis.  
 // Fennimore H.S.

## Adam LARSON

Highly skilled forward with a unique game...Can shoot the basketball with range and has an aggressive streak to him around the rim whether that's finishing above the rim offensively or protecting the rim defensively.

**Prep:** Started at Fennimore High School since the midway point of his freshman season...Averaged 17.5 points per game as a sophomore and 22.8 as a junior... Concluded his prep career by averaging a double-double 24.2 points and 10.4 rebounds...Also tallied 4.5 blocks per game and shot 56 percent from the field as a senior...Three-time All-State selection, four-time Southwest Wisconsin Activities League All-Conference pick and the SWAL's Most Valuable Player in 2020-21...Was his school's all-time leader in scoring and blocked shots.

**Personal:** Born June 24, 2002...Majoring in Finance...Son of Troy and Leslie Larson.

### Larson's Game-by-Game Statistics

2021-22	FG	3P	FT	O/D	REB	E	PTS	A	TO	B	S	M
at Missouri State												
Youngstown State												
Arkansas State												
Missouri Baptist												
at Incarnate Word												
vs. Portland												
vs. Montana State												
Webster University												
Evansville												
at Purdue Fort Wayne												
at Southern Illinois												
at Pepperdine												
at California Baptist												
at Murray State												
Austin Peay												
at Belmont												
at Tennessee State												
Tennessee Tech												
at SIU Edwardsville												
Tennessee State												
at Eastern Illinois												
Morehead State												
SIU Edwardsville												
at UT Martin												
Eastern Illinois												
at Austin Peay												
Belmont												
at Tennessee Tech												
at Morehead State												
UT Martin												
Murray State												

\* - Game Started

### 2021-22 Season/Career-Highs

Points .....	-
Total Rebounds .....	-
Offensive .....	-
Defensive .....	-
FG Made .....	-
FG Attempted.....	-
3-Point FG Made.....	-
3-Point FG Attempted.....	-
FT Made.....	-
FT Attempted.....	-
Assists .....	-
Blocks.....	-
Steals.....	-
Minutes .....	-

### Larson's Career Statistics at Southeast Missouri

Season	G-GS	Min	Avg	FG-FGA	Pct	3FG-3FGA	Pct	FT-FTA	Pct	Off	Def	Tot	Avg	PF	FO	A	TO	Blk	Stl	Pts	Avg
2021-22																					
Ohio Valley Conference Games Only																					
Season	G-GS	Min	Avg	FG-FGA	Pct	3FG-3FGA	Pct	FT-FTA	Pct	Off	Def	Tot	Avg	PF	FO	A	TO	Blk	Stl	Pts	Avg
2021-22																					



## 2021-22 SOUTHEAST MISSOURI BASKETBALL NOTES

MISSOURI STATE // NOV. 9



13



// Guard  
// Sophomore  
// 6-2 // 175  
// Sikeston, Mo.  
// Sikeston H.S.  
// Maryville University

### Parker LONG

**2020-21:** Was ruled eligible to play by the NCAA on Jan. 14...Participated in 15 games, all off the bench...Scored 11 points and grabbed nine rebounds to go along with two assists and two steals...Made four 3-pointers and three free throws...Logged six minutes in his first NCAA Division I game vs. Morehead State (1/16)...Had four rebounds in five minutes vs. Eastern Illinois (1/30)...Scored his first career points on a 3-pointer vs. Murray State (2/1)...Also made a 3-pointer vs. Tennessee Tech (2/4)...Finished with a season-high five points at Eastern Illinois (2/25)...Ohio Valley Conference Commissioner's Honor Roll selection.

### Long's Game-by-Game Statistics

2021-22	FG	3P	FT	O/D	REB	E	PTS	A	TO	B	S	M
at Missouri State												
Youngstown State												
Arkansas State												
Missouri Baptist												
at Incarnate Word												
vs. Portland												
vs. Montana State												
Webster University												
Evansville												
at Purdue Fort Wayne												
at Southern Illinois												
at Pepperdine												
at California Baptist												
at Murray State												
Austin Peay												
at Belmont												
at Tennessee State												
Tennessee Tech												
at SIU Edwardsville												
Tennessee State												
at Eastern Illinois												
Morehead State												
SIU Edwardsville												
at UT Martin												
Eastern Illinois												
at Austin Peay												
Belmont												
at Tennessee Tech												
at Morehead State												
UT Martin												
Murray State												

\* - Game Started

### 2021-22 Season-Highs

Points .....	-
Total Rebounds .....	-
Offensive .....	-
Defensive .....	-
FG Made .....	-
FG Attempted .....	-
3-Point FG Made .....	-
3-Point FG Attempted .....	-
FT Made .....	-
FT Attempted .....	-
Assists .....	-
Blocks .....	-
Steals .....	-
Minutes .....	-

### Career-Highs

Points .....	5	at Eastern Illinois (2/25/21)
Total Rebounds .....	4	vs. Eastern Illinois (1/30/21)
Offensive .....	2	vs. Eastern Illinois (1/30/21)
Defensive .....	2	vs. Eastern Illinois (1/30/21)
FG Made .....	2	at Eastern Illinois (2/25/21)
FG Attempted .....	2	2x, last at Eastern Illinois (2/25/21)
3-Point FG Made .....	1	3x, last at Eastern Illinois (2/25/21)
3-Point FG Attempted .....	2	vs. Tennessee Tech (2/4/21)
FT Made .....	-	-
FT Attempted .....	-	-
Assists .....	1	2x, last at Eastern Illinois (2/25/21)
Blocks .....	-	-
Steals .....	1	2x, last at Eastern Illinois (2/25/21)
Minutes .....	10	at Eastern Illinois (2/25/21)

### Long's Career Statistics at Southeast Missouri

Season	G-GS	Min	Avg	FG-FGA	Pct	3FG-3FGA	Pct	FT-FTA	Pct	Off	Def	Tot	Avg	PF	FO	A	TO	Blk	Stl	Pts	Avg
2020-21	15-0	71	4.7	4-7	.571	3-4	.750	0-0	.000	4	5	9	0.6	5	0	2	4	0	2	11	0.7
Ohio Valley Conference Games Only																					
Season	G-GS	Min	Avg	FG-FGA	Pct	3FG-3FGA	Pct	FT-FTA	Pct	Off	Def	Tot	Avg	PF	FO	A	TO	Blk	Stl	Pts	Avg
2020-21	14-0	65	4.6	4-6	.667	3-4	.750	0-0	.000	3	5	8	0.6	5	0	2	3	0	2	11	0.8



11



// Guard  
 // Sophomore  
 // 6-1 // 180  
 // Atlanta, Ga.  
 // Scotland Prep (Pa.)

## DQ NICHOLAS

**2020-21:** Only player who started all 27 games...Ranked fourth on the team in scoring (8.8 ppg)...Ranked second with 86 assists and 30 steals...Drained 16 three-pointers and ranked second second on the team 79 free throws made...Shot 71.8 percent (79-of-110) at the free throw line...Scored 17 points on 5-of-12 field goals and a near-perfect 6-of-7 free throws at Lipscomb (12/9)...Scored eight points and went a perfect 4-of-4 at the free throw line in 20 minutes at Kansas City (11/28)...Finished with seven points vs. Southern Illinois (12/2)...Put up double figures in the scoring column for the first time this season with 12 points vs. Lipscomb (12/7)...Ranked 15th in the Ohio Valley Conference in assists (3.2 apg) and 18th in minutes played (29.5 mpg)...Pulled down a season-high 10 rebounds vs. Eastern Kentucky (2/20)...Dished out a season-best eight assists at Tennessee Tech (12/30)...Scored double figures 12 times...Made the game-tying 3-pointer vs. SIUE (1/28).

### Nicholas' Game-by-Game Statistics

2021-22	FG	3P	FT	O/D	REB	E	PTS	A	TO	B	S	M
at Missouri State												
Youngstown State												
Arkansas State												
Missouri Baptist												
at Incarnate Word												
vs. Portland												
vs. Montana State												
Webster University												
Evansville												
at Purdue Fort Wayne												
at Southern Illinois												
at Pepperdine												
at California Baptist												
at Murray State												
Austin Peay												
at Belmont												
at Tennessee State												
Tennessee Tech												
at SIU Edwardsville												
Tennessee State												
at Eastern Illinois												
Morehead State												
SIU Edwardsville												
at UT Martin												
Eastern Illinois												
at Austin Peay												
Belmont												
at Tennessee Tech												
at Morehead State												
UT Martin												
Murray State												

\* - Game Started

### 2021-22 Season-Highs

Points .....	-
Total Rebounds .....	-
Offensive .....	-
Defensive .....	-
FG Made .....	-
FG Attempted .....	-
3-Point FG Made .....	-
3-Point FG Attempted .....	-
FT Made .....	-
FT Attempted .....	-
Assists .....	-
Blocks .....	-
Steals .....	-
Minutes .....	-

### Career-Highs

Points .....	24	vs. The Citadel (11/19/19)
Total Rebounds .....	10	vs. Eastern Kentucky (2/20/21)
Offensive .....	2	3x, last vs. Austin Peay (2/16/21)
Defensive .....	10	vs. Eastern Kentucky (2/20/21)
FG Made .....	9	vs. The Citadel (11/19/19)
FG Attempted .....	16	vs. The Citadel (11/19/19)
3-Point FG Made .....	3	2x, last at Morehead State (1/21/21)
3-Point FG Attempted .....	6	at Tennessee State (1/19/21)
FT Made .....	17	vs. Tennessee State (1/2/21)
FT Attempted .....	19	vs. Tennessee State (1/2/21)
Assists .....	8	at Tennessee Tech (12/30/20)
Blocks .....	1	6x, last vs. Morehead State (3/3/21)
Steals .....	3	5x, last vs. Austin Peay (2/16/21)
Minutes .....	44	vs. Tennessee State (1/2/21)


### Nicholas' Career Statistics at Southeast Missouri

Season	G-GS	Min	Avg	FG-FGA	Pct	3FG-3FGA	Pct	FT-FTA	Pct	Off	Def	Tot	Avg	PF	FO	A	TO	Blk	Stl	Pts	Avg
2019-20	30-19	731	24.4	72-182	.396	18-60	.300	65-88	.739	7	67	74	2.5	48	0	50	48	5	22	227	7.6
2020-21	27-27	797	29.5	71-183	.388	16-59	.271	79-110	.718	14	106	120	4.4	65	2	86	85	3	30	237	8.8
Total	57-46	1528	26.8	143-365	.392	34-119	.286	144-198	.727	21	173	194	3.4	113	2	136	133	8	52	464	8.1
Ohio Valley Conference Games Only																					
Season	G-GS	Min	Avg	FG-FGA	Pct	3FG-3FGA	Pct	FT-FTA	Pct	Off	Def	Tot	Avg	PF	FO	A	TO	Blk	Stl	Pts	Avg
2019-20	17-7	394	23.2	38-99	.384	9-32	.281	30-42	.714	5	34	39	2.3	27	0	33	23	2	14	115	6.8
2020-21	20-20	604	30.2	54-131	.412	14-45	.311	60-85	.706	12	88	100	5.0	41	0	70	62	1	21	182	9.1
Total	37-27	998	27.0	92-230	.400	23-77	.299	90-127	.709	17	122	139	3.8	68	0	103	85	3	35	297	8.0



## 2021-22 SOUTHEAST MISSOURI BASKETBALL NOTES

MISSOURI STATE // NOV. 9



10



- // Forward
- // Senior
- // 6-8 // 220
- // Chicago, Ill.
- // Kenwood Academy
- // Green Bay

### Manny PATTERSON

**2020-21:** Played in his first game at Southeast Missouri a day after the NCAA voted to allow NCAA Division I transfers to play immediately...Had four rebounds in five minutes off the bench in that game vs. UT Martin (12/18)...Played in 22 games and made 12 starts...Shot 50.6 percent from the field (44-of-87) and 77.3 percent (34-of-44) at the free throw line...Averaged 5.5 points and 2.8 rebounds a game...Led the team with 19 blocks and ranked 10th in the Ohio Valley Conference in that category...Added three steals and seven assists...Put up 11 points in his first career SEMO start vs. Eastern Illinois (1/30)...Scored 10 points and had three blocks at Tennessee State (1/19)...Had five points and two blocks vs. Tennessee State (1/2)...Had three blocks vs. Morehead State (1/16)...Notched a season-high 22 points and had six rebounds vs. Tennessee Tech (2/4)...Gathered a season-high four blocks vs. Austin Peay (2/16)...Scored double figures in three contests.

### Patterson's Game-by-Game Statistics

2021-22	FG	3P	FT	O/D	REB	E	PTS	A	TO	B	S	M
at Missouri State												
Youngstown State												
Arkansas State												
Missouri Baptist												
at Incarnate Word												
vs. Portland												
vs. Montana State												
Webster University												
Evansville												
at Purdue Fort Wayne												
at Southern Illinois												
at Pepperdine												
at California Baptist												
at Murray State												
Austin Peay												
at Belmont												
at Tennessee State												
Tennessee Tech												
at SIU Edwardsville												
Tennessee State												
at Eastern Illinois												
Morehead State												
SIU Edwardsville												
at UT Martin												
Eastern Illinois												
at Austin Peay												
Belmont												
at Tennessee Tech												
at Morehead State												
UT Martin												
Murray State												

\* - Game Started

### 2021-22 Season-Highs

Points .....	-
Total Rebounds .....	-
Offensive .....	-
Defensive .....	-
FG Made .....	-
FG Attempted .....	-
3-Point FG Made .....	-
3-Point FG Attempted .....	-
FT Made .....	-
FT Attempted .....	-
Assists .....	-
Blocks .....	-
Steals .....	-
Minutes .....	-

### Career-Highs

Points .....	22	vs. Tennessee Tech (2/4/21)
Total Rebounds .....	7	vs. Eastern Kentucky (2/20/21)
Offensive .....	3	3x, last vs. Eastern Kentucky (2/20/21)
Defensive .....	6	vs. Tennessee Tech (2/4/21)
FG Made .....	10	vs. Tennessee Tech (2/4/21)
FG Attempted .....	14	vs. Tennessee Tech (2/4/21)
3-Point FG Made .....	-	-
3-Point FG Attempted .....	-	-
FT Made .....	5	vs. Eastern Illinois (1/30/21)
FT Attempted .....	7	vs. Eastern Illinois (1/30/21)
Assists .....	1	7x, last vs. Morehead State (3/3/21)
Blocks .....	4	vs. Austin Peay (2/16/21)
Steals .....	1	3x, last at SIU Edwardsville (2/27/21)
Minutes .....	26	vs. Tennessee Tech (2/4/21)

### Patterson's Career Statistics at Southeast Missouri

Season	G-GS	Min	Avg	FG-FGA	Pct	3FG-3FGA	Pct	FT-FTA	Pct	Off	Def	Tot	Avg	PF	FO	A	TO	Blk	Stl	Pts	Avg
2020-21	22-12	282	12.8	44-87	.506	0-0	.000	34-44	.773	19	43	62	2.8	51	1	7	25	19	3	122	5.5
Ohio Valley Conference Games Only																					
Season	G-GS	Min	Avg	FG-FGA	Pct	3FG-3FGA	Pct	FT-FTA	Pct	Off	Def	Tot	Avg	PF	FO	A	TO	Blk	Stl	Pts	Avg
2020-21	20-11	254	12.7	40-79	.506	0-0	.000	30-39	.769	17	37	54	2.7	45	1	6	22	18	3	110	5.5





3



// Guard  
 // Junior  
 // 6-2 // 190  
 // Baton Rouge, La.  
 // University Laboratory  
 // Howard College

## Eric REED, JR. //

**2020-21:** Was Southeast Missouri's second-leading scorer in his first season of NCAA Division I basketball...Averaged 11 points per game in 27 games and 22 starts...One of two players who averaged double-digits in the scoring column...Led the team with 61 three-pointers made and a .459 three-point field goal percentage among starters...His .459 three-point field goal percentage ranked fifth all-time among SEMO single-season leaders...Averaged 2.6 rebounds per contest...Dished out 35 assists and had 16 steals...Made 47.3 percent (106-of-224) of his field goals and shot 61.6 percent (24-of-39) at the free throw line...Averaged just under 11 points a game (10.9) in Ohio Valley Conference play...Started 19 of 20 games against league foes...Ranked 25th in the conference in scoring, first in 3-point field goal percentage, fifth in 3-point field goals made and 17th in minutes played (29.6 mpg)...Came off the bench to score 19 points vs. Lipscomb (12/7)...Made two or more 3-pointers in 19 games...Dropped in a team-high 17 points on 6-of-10 field goals vs. Southern Illinois (12/2)...Knocked down three 3-pointers and had 13 points in the second half of that game...Made his first career NCAA Division I start at Kansas City (11/28)...Played 10 minutes against the Roos...Put up 16 points at Evansville (12/15)...Made the game-winning free throws with five tenths of a second left to beat SIUE (1/28)...Made a season-high seven 3-pointers and scored a season-best 27 points at Eastern Illinois (2/25)...Scored over 20 points on three occasions...Also pitched in 22 points vs. Austin Peay (2/16) and 21 at Austin Peay (2/13)...Scored double figures in seven of his last 11 starts of the season...Named OVC Newcomer of the Week on Feb. 22.

### 2021-22 Season-Highs

Points .....	-
Total Rebounds .....	-
Offensive .....	-
Defensive .....	-
FG Made .....	-
FG Attempted .....	-
3-Point FG Made .....	-
3-Point FG Attempted .....	-
FT Made .....	-
FT Attempted .....	-
Assists .....	-
Blocks .....	-
Steals .....	-
Minutes .....	-

### Reed, Jr.'s Game-by-Game Statistics

2021-22	FG	3P	FT	O/D	REB	E	PTS	A	TO	B	S	M
at Missouri State												
Youngstown State												
Arkansas State												
Missouri Baptist												
at Incarnate Word												
vs. Portland												
vs. Montana State												
Webster University												
Evansville												
at Purdue Fort Wayne												
at Southern Illinois												
at Pepperdine												
at California Baptist												
at Murray State												
Austin Peay												
at Belmont												
at Tennessee State												
Tennessee Tech												
at SIU Edwardsville												
Tennessee State												
at Eastern Illinois												
Morehead State												
SIU Edwardsville												
at UT Martin												
Eastern Illinois												
at Austin Peay												
Belmont												
at Tennessee Tech												
at Morehead State												
UT Martin												
Murray State												

\* - Game Started

### Career-Highs

Points .....	27	at Eastern Illinois (2/25/21)
Total Rebounds .....	6	vs. Eastern Kentucky (2/20/21)
Offensive .....	4	vs. Southern Illinois (12/2/20)
Defensive .....	4	3x, last vs. Morehead State (3/3/21)
FG Made .....	10	at Eastern Illinois (2/25/21)
FG Attempted .....	16	3x, last vs. Morehead State (3/3/21)
3-Point FG Made .....	7	at Eastern Illinois (2/25/21)
3-Point FG Attempted .....	9	2x, last vs. Morehead State (3/3/21)
FT Made .....	5	vs. SIUE (1/28/21)
FT Attempted .....	9	vs. SIUE (1/28/21)
Assists .....	6	vs. Eastern Kentucky (2/20/21)
Blocks .....	1	2x, last vs. UT Martin (12/18/20)
Steals .....	3	2x, last vs. Tennessee Tech (2/4/21)
Minutes .....	42	vs. Tennessee State (1/2/21)

### Reed, Jr.'s Career Statistics at Southeast Missouri

Season	G-GS	Min	Avg	FG-FGA	Pct	3FG-3FGA	Pct	FT-FTA	Pct	Off	Def	Tot	Avg	PF	FO	A	TO	Blk	Stl	Pts	Avg
2020-21	27-22	799	29.6	106-224	.473	61-133	.459	24-39	.615	25	45	70	2.6	48	0	35	33	2	16	297	11.0
Ohio Valley Conference Games Only																					
Season	G-GS	Min	Avg	FG-FGA	Pct	3FG-3FGA	Pct	FT-FTA	Pct	Off	Def	Tot	Avg	PF	FO	A	TO	Blk	Stl	Pts	Avg
2020-21	20-19	597	29.9	76-167	.455	44-103	.427	21-33	.636	15	33	48	2.4	32	0	32	27	1	12	217	10.9



## 2021-22 SOUTHEAST MISSOURI BASKETBALL NOTES

MISSOURI STATE // NOV. 9



25



// Guard  
// Junior  
// 6-4 // 205  
// Houston, Texas  
// ASPIRE Academy  
(Louisville, Ky.)

### Russell's Game-by-Game Statistics

2021-22	FG	3P	FT	O/D	REB	E	PTS	A	TO	B	S	M
at Missouri State												
Youngstown State												
Arkansas State												
Missouri Baptist												
at Incarnate Word												
vs. Portland												
vs. Montana State												
Webster University												
Evansville												
at Purdue Fort Wayne												
at Southern Illinois												
at Pepperdine												
at California Baptist												
at Murray State												
Austin Peay												
at Belmont												
at Tennessee State												
Tennessee Tech												
at SIU Edwardsville												
Tennessee State												
at Eastern Illinois												
Morehead State												
SIU Edwardsville												
at UT Martin												
Eastern Illinois												
at Austin Peay												
Belmont												
at Tennessee Tech												
at Morehead State												
UT Martin												
Murray State												

\* - Game Started

## Nygal RUSSELL

**2020-21:** Saw action in 27 games and made seven starts...Averaged 3.9 points and four rebounds per game...Ranked fourth on the team in rebounds...Drained seven 3-pointers and 24 free throws...Dished out 27 assists, gathered three blocks and had 29 steals... Scored a season-high 14 points as one of four players in double figures at Kansas City (11/28)...Scored eight points had a steal and knocked down two 3-pointers in the final 2:32 to seal Southeast Missouri's season-opening win...Both of his 3-pointers were in the last 57 seconds and he scored the final eight points of the game...Made three 3-pointers, had two blocks and collected two steals against the Roos...Added nine points and eight rebounds at Lipscomb (12/9)...Scored five of his points in the second half to help the Redhawks erase a 15-point deficit...Collected a season-high six steals vs. SIUE (1/28)...Had a big steal and massive dunk in transition to help seal the overtime win vs. Austin Peay (2/16)...Dropped in 13 points vs. Eastern Kentucky (2/20)...Ohio Valley Conference Commissioner's Honor Roll selection.

### 2021-22 Season-Highs

Points .....	-
Total Rebounds .....	-
Offensive .....	-
Defensive .....	-
FG Made .....	-
FG Attempted.....	-
3-Point FG Made.....	-
3-Point FG Attempted.....	-
FT Made.....	-
FT Attempted.....	-
Assists .....	-
Blocks.....	-
Steals.....	-
Minutes .....	-

### Career-Highs

Points .....	21	vs. Tennessee Tech (2/8/20)
Total Rebounds .....	11	vs. Southern Illinois (12/2/20)
Offensive .....	4	2x, last at Lipscomb (12/9/20)
Defensive .....	7	5x, last at Eastern Illinois (2/25/21)
FG Made .....	8	vs. Tennessee Tech (2/8/20)
FG Attempted.....	11	vs. Tennessee Tech (2/8/20)
3-Point FG Made.....	4	vs. Tennessee Tech (2/8/20)
3-Point FG Attempted.....	6	2x, last vs. UT Martin (2/13/20)
FT Made.....	8	2x, last at Eastern Illinois (2/25/21)
FT Attempted.....	10	at Eastern Illinois (2/25/21)
Assists .....	6	2x, last vs. UT Martin (12/18/20)
Blocks.....	2	vs. Kansas City (11/28/20)
Steals.....	6	vs. SIUE (1/28/21)
Minutes .....	38	vs. Southern Illinois (12/2/20)

### Russell's Career Statistics at Southeast Missouri

Overall																			
Season	G-GS	Min	Avg	FG-FGA	Pct	3FG-3FGA	Pct	FT-FTA	Pct	Off	Def	Tot	Avg	PE	FO	A	TO	Blk	Stl
2018-19	31-9	499	16.1	53-147	.361	16-53	.302	43-62	.694	13	69	82	2.6	60	2	44	40	2	13
2019-20	28-7	512	18.3	64-148	.432	23-67	.343	25-36	.694	11	69	80	2.9	47	0	42	44	2	19
2020-21	27-7	512	19.0	37-100	.370	7-40	.175	24-42	.571	29	78	107	4.0	58	2	27	34	3	29
Total	86-23	1523	17.7	154-395	.390	46-160	.288	92-140	.657	53	216	269	3.1	165	4	113	118	7	61
Ohio Valley Conference Games Only																			
Season	G-GS	Min	Avg	FG-FGA	Pct	3FG-3FGA	Pct	FT-FTA	Pct	Off	Def	Tot	Avg	PE	FO	A	TO	Blk	Stl
2018-19	18-8	297	16.5	33-93	.355	11-34	.324	37-50	.740	7	33	40	2.2	38	1	28	24	2	8
2019-20	16-7	354	22.1	47-101	.465	22-52	.423	15-22	.682	7	43	50	3.1	30	0	31	28	1	12
2020-21	20-1	332	16.6	27-69	.391	4-27	.148	15-27	.556	18	46	64	3.2	37	0	23	20	0	19
Total	54-16	983	18.2	107-263	.407	37-113	.327	67-99	.677	32	122	154	2.9	105	1	82	72	3	39



1



// Guard  
 // Freshman  
 // 5-10 // 165  
 // St. Louis, Mo.  
 // Vashon H.S.  
 // Saint Louis

## Phillip RUSSELL

*Ultra-competitor on the defensive end and can play multiple guard positions offensively. Greatest attribute is his ability to score in a variety of different ways on and off the ball.*

**Saint Louis:** Enrolled at Saint Louis University as a freshman in 2020-21...Played in eight games off the bench and averaged 2.1 points per contest as a walk-on with the Billikens.

**Prep:** Helped lead Vashon High School to a state title his junior season...Vashon was also in the state semifinals his senior year before it was canceled due to COVID-19...Averaged 15.7 points per game en route to claiming All-State honors as a senior, shooting 45 percent from the field and 56.8 percent from 3-point range.

**Personal:** Born October 11, 2001...Majoring in General Studies...Son of Phillip Russell and Teirra Knox...Initially signed with SEMO out of high school, but decommitted and went to Saint Louis as a walk-on.

### Russell's Game-by-Game Statistics

2021-22	FG	3P	FT	O/D	REB	E	PTS	A	TO	B	S	M
at Missouri State												
Youngstown State												
Arkansas State												
Missouri Baptist												
at Incarnate Word												
vs. Portland												
vs. Montana State												
Webster University												
Evansville												
at Purdue Fort Wayne												
at Southern Illinois												
at Pepperdine												
at California Baptist												
at Murray State												
Austin Peay												
at Belmont												
at Tennessee State												
Tennessee Tech												
at SIU Edwardsville												
Tennessee State												
at Eastern Illinois												
Morehead State												
SIU Edwardsville												
at UT Martin												
Eastern Illinois												
at Austin Peay												
Belmont												
at Tennessee Tech												
at Morehead State												
UT Martin												
Murray State												

\* - Game Started

### 2021-22 Season/Career-Highs

Points .....	-
Total Rebounds .....	-
Offensive .....	-
Defensive .....	-
FG Made .....	-
FG Attempted.....	-
3-Point FG Made.....	-
3-Point FG Attempted.....	-
FT Made.....	-
FT Attempted.....	-
Assists .....	-
Blocks.....	-
Steals.....	-
Minutes .....	-

### Russell's Career Statistics at Southeast Missouri

Season	G-GS	Min	Avg	FG-FGA	Pct	3FG-3FGA	Pct	FT-FTA	Pct	Off	Def	Tot	Avg	PF	FO	A	TO	Blk	Stl	Pts	Avg
2021-22																					
Ohio Valley Conference Games Only																					
Season	G-GS	Min	Avg	FG-FGA	Pct	3FG-3FGA	Pct	FT-FTA	Pct	Off	Def	Tot	Avg	PF	FO	A	TO	Blk	Stl	Pts	Avg
2021-22																					



## 2021-22 SOUTHEAST MISSOURI BASKETBALL NOTES

### MISSOURI STATE // NOV. 9



# 31



- // Forward
- // Graduate
- // 6-7 // 260
- // Keller, Texas
- // Keller H.S.
- // Cal Poly

## Nolan TAYLOR

**2020-21:** Played in 18 games and logged 15 starts...Tied for fourth on the team in scoring with 8.8 points per game...Rated third in rebounding with 4.1 boards per contest...Shot a team-high 55.7 percent (59-of-106) from the field...Added 16 assists, two blocks and five steals...Missed nine of the last 12 games of the season with a knee injury...Made a perfect 6-of-6 free throws en route to scoring 10 points in his first career start at Kansas City (11/28)...Grabbed seven rebounds in 25 minutes...Followed that up with 14 points and seven boards in 22 minutes vs. Southern Illinois (12/2)...Put up season-highs in points (16), assists (5) and minutes played (20) vs. Lipscomb (12/7)...Scored double figures in eight games...Grabbed six or more rebounds in six contests.

### Taylor's Game-by-Game Statistics

2021-22	FG	3P	FT	O/D	REB	E	PTS	A	TO	B	S	M
at Missouri State												
Youngstown State												
Arkansas State												
Missouri Baptist												
at Incarnate Word												
vs. Portland												
vs. Montana State												
Webster University												
Evansville												
at Purdue Fort Wayne												
at Southern Illinois												
at Pepperdine												
at California Baptist												
at Murray State												
Austin Peay												
at Belmont												
at Tennessee State												
Tennessee Tech												
at SIU Edwardsville												
Tennessee State												
at Eastern Illinois												
Morehead State												
SIU Edwardsville												
at UT Martin												
Eastern Illinois												
at Austin Peay												
Belmont												
at Tennessee Tech												
at Morehead State												
UT Martin												
Murray State												

\* - Game Started

### 2021-22 Season-Highs

Points .....	-
Total Rebounds .....	-
Offensive .....	-
Defensive .....	-
FG Made .....	-
FG Attempted .....	-
3-Point FG Made .....	-
3-Point FG Attempted .....	-
FT Made .....	-
FT Attempted .....	-
Assists .....	-
Blocks .....	-
Steals .....	-
Minutes .....	-

### Career-Highs

Points .....	16	vs. Lipscomb (12/7/20)
Total Rebounds .....	9	at Evansville (12/15/20)
Offensive .....	5	vs. Lipscomb (12/7/20)
Defensive .....	9	at Evansville (12/15/20)
FG Made .....	6	2x, last at Evansville (12/15/20)
FG Attempted .....	11	2x, last at Evansville (12/15/20)
3-Point FG Made .....	-	-
3-Point FG Attempted .....	-	-
FT Made .....	6	4x, last at Tennessee State (1/19/21)
FT Attempted .....	11	vs. Tennessee State (1/2/21)
Assists .....	5	vs. Lipscomb (12/7/20)
Blocks .....	1	2x, last at Lipscomb (12/9/20)
Steals .....	1	5x, last at Belmont (1/7/21)
Minutes .....	29	at Evansville (12/15/20)

### Taylor's Career Statistics at Southeast Missouri

Overall																					
Season	G-GS	Min	Avg	FG-FGA	Pct	3FG-3FGA	Pct	FT-FTA	Pct	Off	Def	Tot	Avg	PF	FO	A	TO	Blk	Stl	Pts	Avg
2020-21	18-15	330	18.3	59-106	.557	0-0	.000	40-64	.625	24	49	73	4.1	42	0	16	17	2	5	158	8.8
Ohio Valley Conference Games Only																					
Season	G-GS	Min	Avg	FG-FGA	Pct	3FG-3FGA	Pct	FT-FTA	Pct	Off	Def	Tot	Avg	PF	FO	A	TO	Blk	Stl	Pts	Avg
2020-21	12-9	188	15.7	33-59	.559	0-0	.000	20-36	.556	11	21	32	2.7	26	0	7	12	0	3	86	7.2

# 2021-22 SOUTHEAST MISSOURI BASKETBALL NOTES

MISSOURI STATE // NOV. 9



2



- // Forward
- // Freshman
- // 6-7 // 230
- // Omaha, Neb.
- // Westside H.S.
- // Western Nebraska CC

## Chase THOMPSON

Saavy player and an excellent passer and decision maker with the ability to play both forward positions.

**Western Nebraska CC:** Was WNCC's top scorer with 19.4 points per game in 2019-20... Shot 48 percent from the field and 34 percent from 3-point range in 18 games and 17 starts...Also averaged 5.1 rebounds and ranked fourth on the team with 38 assists... Earned Third-Team All-Region honors in one of the best junior college regions.

**Prep:** Second-Team All-Nebraska honoree at Westside High School...Became Westside's career scoring (1,243 points) and rebounding (523 rebounds) leader, while helping lead the Wolverines to the state tournament in 2018-19.

**Personal:** Born July 23, 2001...Majoring in General Studies...Son of Charles and Alysia Thompson.

### Thompson's Game-by-Game Statistics

2021-22	FG	3P	FT	O/D	REB	E	PTS	A	TO	B	S	M
at Missouri State												
Youngstown State												
Arkansas State												
Missouri Baptist												
at Incarnate Word												
vs. Portland												
vs. Montana State												
Webster University												
Evansville												
at Purdue Fort Wayne												
at Southern Illinois												
at Pepperdine												
at California Baptist												
at Murray State												
Austin Peay												
at Belmont												
at Tennessee State												
Tennessee Tech												
at SIU Edwardsville												
Tennessee State												
at Eastern Illinois												
Morehead State												
SIU Edwardsville												
at UT Martin												
Eastern Illinois												
at Austin Peay												
Belmont												
at Tennessee Tech												
at Morehead State												
UT Martin												
Murray State												

\* - Game Started

### 2021-22 Season/Career-Highs

Points .....	-
Total Rebounds .....	-
Offensive .....	-
Defensive .....	-
FG Made .....	-
FG Attempted.....	-
3-Point FG Made.....	-
3-Point FG Attempted.....	-
FT Made.....	-
FT Attempted.....	-
Assists .....	-
Blocks.....	-
Steals.....	-
Minutes .....	-

### Thompson's Career Statistics at Southeast Missouri


Season	G-GS	Min	Avg	FG-FGA	Pct	3FG-3FGA	Pct	FT-FTA	Pct	Off	Def	Tot	Avg	PF	FO	A	TO	Blk	Stl	Pts	Avg
2021-22																					
Ohio Valley Conference Games Only																					
Season	G-GS	Min	Avg	FG-FGA	Pct	3FG-3FGA	Pct	FT-FTA	Pct	Off	Def	Tot	Avg	PF	FO	A	TO	Blk	Stl	Pts	Avg
2021-22																					





# 2021-22 SOUTHEAST MISSOURI BASKETBALL NOTES

## MISSOURI STATE // NOV. 9



# 32



- // Forward
- // Freshman
- // 6-10 // 250
- // St. Charles, Mo.
- // Francis Howell H.S.

## Sam THOMPSON

Very gifted player at his size and has a variety of moves and skill...Comes to Cape Girardeau after a successful high school career where he scored over 1,000 points.

**Prep:** Led Francis Howell High School with 18.4 points and 8.4 rebounds per game as a senior...Gathered a team-high 49 blocks for an average of 2.6 per contest...Also dished out 28 assists and had 13 steals...Averaged 7.9 points and 5.4 rebounds as a junior... Scored a school record 55 points against O'Fallon Christian on Dec. 28, 2020, the most by an area player since 2018...Was part of three district championship teams and four teams that won conference titles...Those teams combined for an overall record of 100-15 and 40-0 in conference play...Earned All-Metro and Class 6 All-State honors.

**Personal:** Born December 20, 2002...Majoring in Business Administration...Son of Matt and Sarah Thompson.

### Thompson's Game-by-Game Statistics

2021-22	FG	3P	FT	O/D	REB	E	PTS	A	TO	B	S	M
at Missouri State												
Youngstown State												
Arkansas State												
Missouri Baptist												
at Incarnate Word												
vs. Portland												
vs. Montana State												
Webster University												
Evansville												
at Purdue Fort Wayne												
at Southern Illinois												
at Pepperdine												
at California Baptist												
at Murray State												
Austin Peay												
at Belmont												
at Tennessee State												
Tennessee Tech												
at SIU Edwardsville												
Tennessee State												
at Eastern Illinois												
Morehead State												
SIU Edwardsville												
at UT Martin												
Eastern Illinois												
at Austin Peay												
Belmont												
at Tennessee Tech												
at Morehead State												
UT Martin												
Murray State												

\* - Game Started

### 2021-22 Season/Career-Highs

Points .....	-
Total Rebounds .....	-
Offensive .....	-
Defensive .....	-
FG Made .....	-
FG Attempted .....	-
3-Point FG Made .....	-
3-Point FG Attempted .....	-
FT Made .....	-
FT Attempted .....	-
Assists .....	-
Blocks .....	-
Steals .....	-
Minutes .....	-

### Thompson's Career Statistics at Southeast Missouri

Overall																					
Season	G-GS	Min	Avg	FG-FGA	Pct	3FG-3FGA	Pct	FT-FTA	Pct	Off	Def	Tot	Avg	PF	FO	A	TO	Blk	Stl	Pts	Avg
2021-22																					
Ohio Valley Conference Games Only																					
Season	G-GS	Min	Avg	FG-FGA	Pct	3FG-3FGA	Pct	FT-FTA	Pct	Off	Def	Tot	Avg	PF	FO	A	TO	Blk	Stl	Pts	Avg
2021-22																					



## Season/Career Statistics

## SEASON STATISTICS

## CAREER STATISTICS

SUMMARY	gp-gs	min/g	fg%	3fg%	ft%	r/g	a/g	stl	blk	pts/g	gp-gs	min/g	fg%	3fg%	ft%	r/g	a/g	stl	blk	pts/g
HARRIS, Chris	26-26	30.2	.355	.284	.735	2.3	3.4	25	2	12.3	28-26	30.0	.368	.305	.739	2.4	3.2	25	3	12.6
REED, JR., Eric	27-22	29.6	.473	.459	.615	2.6	1.3	16	2	11.0	27-22	29.6	.473	.459	.615	2.6	1.3	16	2	11.0
AKENTEN, Nana	27-24	27.0	.389	.353	.744	5.8	1.0	34	10	9.3	27-24	27.0	.389	.353	.744	5.8	1.0	34	10	9.3
NICHOLAS, DQ	27-27	29.5	.388	.271	.718	4.4	3.2	30	3	8.8	57-46	26.8	.392	.286	.727	3.4	2.4	52	8	8.1
TAYLOR, Nolan	18-15	18.3	.557	.000	.625	4.1	0.9	5	2	8.8	18-15	18.3	.557	.000	.625	4.1	0.9	5	2	8.8
LOVE, Jordan	20-0	19.3	.402	.357	.583	2.6	1.9	23	4	6.0	45-4	15.5	.375	.313	.582	1.9	1.2	30	6	4.4
PATTERSON, Manny	22-12	12.8	.506	.000	.773	2.8	0.3	3	19	5.5	22-12	12.8	.506	.000	.773	2.8	0.3	3	19	5.5
AGNEW, Darrious	18-0	11.1	.515	.500	.525	2.7	0.4	5	5	5.2	40-5	10.8	.460	.333	.587	2.4	0.4	16	5	4.9
RUSSELL, Nygal	27-7	19.0	.370	.175	.571	4.0	1.0	29	3	3.9	86-23	17.7	.390	.288	.657	3.1	1.3	61	7	5.2
BRANSON, Dylan	27-2	15.8	.519	.519	.933	2.4	1.3	8	4	3.0	27-2	15.8	.519	.519	.933	2.4	1.3	8	4	3.0
JOHNSON, Nate	25-0	9.0	.519	.000	.409	2.1	0.3	4	10	2.6	25-0	9.0	.519	.000	.409	2.1	0.3	4	10	2.6
LONG, Parker	15-0	4.7	.571	.750	.000	0.6	0.1	2	0	0.7	15-0	4.7	.571	.750	.000	0.6	0.1	2	0	0.7
MORRISON, Evan	5-0	2.0	.143	.333	.000	0.4	0.2	1	0	0.6	22-0	4.5	.238	.286	.000	0.4	0.1	3	0	0.6

SCORING	fg-fga	fg%	3fg-fga	3fg%	ft-fa	ft%	pts	pts/g	fg-fga	fg%	3fg-fga	3fg%	ft-fa	ft%	pts	pts/g
HARRIS, Chris	93-262	.355	38-134	.284	97-132	.735	321	12.3	102-277	.368	43-141	.305	105-142	.739	352	12.6
REED, JR., Eric	106-224	.473	61-133	.459	24-39	.615	297	11.0	106-224	.473	61-133	.459	24-39	.615	297	11.0
AKENTEN, Nana	84-216	.389	53-150	.353	29-39	.744	250	9.3	84-216	.389	53-150	.353	29-39	.744	250	9.3
NICHOLAS, DQ	71-183	.388	16-59	.271	79-110	.718	237	8.8	143-365	.392	34-119	.286	144-198	.727	464	8.1
TAYLOR, Nolan	59-106	.557	0-0	.000	40-64	.625	158	8.8	59-106	.557	0-0	.000	40-64	.625	158	8.8
LOVE, Jordan	41-102	.402	10-28	.357	28-48	.583	120	6.0	69-184	.375	15-48	.313	46-79	.582	199	4.4
PATTERSON, Manny	44-87	.506	0-0	.000	34-44	.773	122	5.5	44-87	.506	0-0	.000	34-44	.773	122	5.5
AGNEW, Darrious	35-68	.515	2-4	.500	21-40	.525	93	5.2	74-161	.460	4-12	.333	44-75	.587	196	4.9
RUSSELL, Nygal	37-100	.370	7-40	.175	24-42	.571	105	3.9	154-395	.390	46-160	.288	92-140	.657	446	5.2
BRANSON, Dylan	27-52	.519	14-27	.519	14-15	.933	82	3.0	27-52	.519	14-27	.519	14-15	.933	82	3.0
JOHNSON, Nate	28-54	.519	0-0	.000	9-22	.409	65	2.6	28-54	.519	0-0	.000	9-22	.409	65	2.6
LONG, Parker	4-7	.571	3-4	.750	0-0	.000	11	0.7	4-7	.571	3-4	.750	0-0	.000	11	0.7
MORRISON, Evan	1-7	.143	1-3	.333	0-0	.000	3	0.6	5-21	.238	4-14	.286	0-0	.000	14	0.6

TOTALS	o-reb	d-reb	t-reb	pf	fo	ast	to	a/to	o-reb	d-reb	t-reb	pf	fo	ast	to	a/to
HARRIS, Chris	7	53	60	50	1	88	64	1.4	7	59	66	55	1	90	69	1.3
REED, JR., Eric	25	45	70	48	0	35	33	1.1	25	45	70	48	0	35	33	1.1
AKENTEN, Nana	28	128	156	66	3	26	51	0.5	28	128	156	66	3	26	51	0.5
NICHOLAS, DQ	14	106	120	65	2	86	85	1.0	21	173	194	113	2	136	133	1.0
TAYLOR, Nolan	24	49	73	42	0	16	17	0.9	24	49	73	42	0	16	17	0.9
LOVE, Jordan	11	40	51	16	0	37	22	1.7	22	65	87	36	0	54	46	1.2
PATTERSON, Manny	19	43	62	51	1	7	25	0.3	19	43	62	51	1	7	25	0.3
AGNEW, Darrious	20	29	49	25	0	7	13	0.5	35	60	95	60	1	17	33	0.5
RUSSELL, Nygal	29	78	107	58	2	27	34	0.8	53	216	269	165	4	113	118	1.0
BRANSON, Dylan	20	45	65	54	2	34	40	0.9	20	45	65	54	2	34	40	0.9
JOHNSON, Nate	20	32	52	33	0	8	17	0.5	20	32	52	33	0	8	17	0.5
LONG, Parker	4	5	9	5	0	2	4	0.5	4	5	9	5	0	2	4	0.5
MORRISON, Evan	1	1	2	0	0	1	1	1.0	3	5	8	5	0	2	2	1.0