



2021-22 SOUTHEAST MISSOURI BASKETBALL

Game
4



Schedule

November (1-2)

9	at Missouri State	ESPN+	W, 99-94
13	Youngstown State	ESPN+	L, 79-97
19	Arkansas State	ESPN+	L, 60-72
22	Missouri Baptist	ESPN+	7 p.m.
26	at Incarnate Word	!	12 p.m.
27	vs. Portland	!	2 p.m.
28	vs. Montana State	!	12 p.m.

December (0-0, 0-0 OVC)

4	Webster University	ESPN+	2 p.m.
8	Evansville	ESPN+	6:30 p.m.
11	at Purdue Fort Wayne		12 p.m.
15	at Southern Illinois		7 p.m.
18	at Pepperdine	WCC Network	7 p.m.
21	at California Baptist	ESPN+	9 p.m.
30	at Murray State	ESPN+	7 p.m.

January (0-0, 0-0 OVC)

1	Austin Peay	ESPN+	4 p.m.
6	at Belmont	ESPN+	7 p.m.
8	at Tennessee State	ESPN+	3 p.m.
13	Tennessee Tech	ESPN+	7 p.m.
15	at SIU Edwardsville	ESPN+	3:30 p.m.
20	Tennessee State	ESPN+	7 p.m.
22	at Eastern Illinois	ESPN+	3:30 p.m.
27	Morehead State	ESPN	8 p.m.
29	SIU Edwardsville	ESPN+	4 p.m.

February (0-0, 0-0 OVC)

3	at UT Martin	ESPN+	8 p.m.
5	Eastern Illinois	ESPN+	4 p.m.
10	at Austin Peay	ESPN+	7:30 p.m.
12	Belmont	ESPN+	4 p.m.
17	at Tennessee Tech	ESPN+	7:30 p.m.
19	at Morehead State	ESPN+	3 p.m.
24	UT Martin	ESPN+	7 p.m.
26	Murray State	ESPN+	4 p.m.

March

2	OVC Tournament First Round	Evansville, Ind.
3	OVC Tournament Quarterfinals	Evansville, Ind.
4	OVC Tournament Semifinals	Evansville, Ind.
5	OVC Championship	Evansville, Ind.

All games are broadcast live on the radio at Real Rock 99.3 FM. All times Central and Subject to Change; Home Games in **Bold**; * - Denotes Ohio Valley Conference Game; ! - Incarnate Word Tournament (San Antonio, Texas)

Missouri Baptist (5-3) vs. Southeast Missouri (1-2)

Follow the Redhawks

Radio.....Real Rock 99.3 FM
(Erik Sean)
Video.....ESPN+
Live Stats.....SEMORedhawks.com
Twitter.....@SEMOMBB

Date.....Monday, November 22, 2021
Tip-Off.....7 p.m., CT
Location.....Cape Girardeau, Mo.
Arena.....Show Me Center (7,000)
Series.....SEMO leads, 19-0
Last Meeting.....SEMO 74, MBU 59
(Dec. 29, 2019 | Cape Girardeau, Mo.)

Head Coaches.....Brad Korn (12-18 overall, 12-18 at SEMO; 9-11 OVC). Preston Ingram (35-26 overall; 35-26 at MBU).

Strategic Communications

Jeff Honza, Assistant Director of Athletics
Office Phone.....(573) 651-2933
Mobile.....(618) 528-1145
Email.....redhawk1@me.com

Redhawks Welcome Missouri Baptist

Southeast Missouri (1-2) closes out its season-long three-game homestand when it welcomes NAIA affiliate Missouri Baptist (5-3) Monday. Tip-off is set for 7 p.m., CT at the Show Me Center.

Follow the Redhawks

Listen live on the radio at Real Rock 99.3 FM with Erik Sean handling the play-by-play duties. Watch on ESPN+. Live stats are available at SEMORedhawks.com. Twitter updates provided @SEMOMBB.

Series History

Southeast Missouri and Missouri Baptist square off for the 20th time on the hardwood in a pre-Thanksgiving matchup Monday. SEMO is a perfect 19-0 against MBU and last met the Spartans on Dec. 29, 2019. This year marks the sixth-straight game between the teams in Cape Girardeau. The Redhawks are 14-0 against MBU at the Show Me Center.

Against Non-Division I

Missouri Baptist is the only non-Division I opponent on Southeast Missouri's 31-game schedule this season. SEMO has a 30-game winning streak against non-Division I foes. The Redhawks ran their winning streak to 30 games with a 74-59 victory over Missouri Baptist on Dec. 29, 2019.

Monday Double Feature

Southeast Missouri's only non-conference basketball doubleheader of the season is Monday. SEMO's women's team hosts Arkansas State at 5 p.m., CT with the men hosting Missouri Baptist at 7 p.m. on the back-end of the doubleheader.

Reed, Jr. Starts Strong

Guard Eric Reed, Jr. led Southeast Missouri in scoring in each of his first three starts this season. Reed, Jr. leads the Redhawks and ranks fourth in the Ohio Valley Conference with 17 points a game. He leads the team with 18-of-21 free throws for a 85.7 percent clip and is averaging a league-best 33.3 minutes per contest. He scored double figures in four-straight games dating back to last season.

Freshman Power

Freshman point guard Phillip Russell dropped in a season-high 13 points vs. Arkansas State (Nov. 19). Russell made three field goals and a near-perfect 5-of-6 free throws en route to his second double-digit scoring game in three starts.

Redhawks Get First Loss of the Season

Southeast Missouri fell victim to a big second half run and couldn't recover in a 97-79 loss to Youngstown State in its home-opener on Nov. 13. SEMO held a 39-37 lead at halftime, but things quickly slipped away from the Redhawks in the final 20 minutes. YSU went on a 15-0 run to build a 17-point advantage (69-52) and led by as many as 24 en route to its win. SEMO dropped to 23-8 all-time in



Southeast Missouri or **SEMO** is the preferred reference for Southeast Missouri State University athletic teams. Southeastern Missouri State is not an acceptable reference.



2021-22 SOUTHEAST MISSOURI BASKETBALL NOTES

MISSOURI BAPTIST // NOV. 22

its home-openers since moving to the NCAA Division I ranks in 1991-92.

Looking to Bounce Back

Southeast Missouri is looking to end a two-game losing streak after dropping back-to-back home games by double figures. SEMO fell to Youngstown State, 97-79, on Nov. 13 and lost to Arkansas State, 72-60, six days later (Nov. 19).

Free Throws for Everyone

The Redhawks shot 69 free throws for an average of 34.5 per game in their first two games this season. Southeast Missouri made 27-of-34 free throws at Missouri State (Nov. 9) and 25-of-35 vs. Youngstown State (Nov. 13). SEMO is currently second in the Ohio Valley Conference in free throw percentage with a 73.9 percent clip (65-of-88). Only SIU Edwardsville has shot more free throws (113) than SEMO in the OVC.

About Missouri Baptist

NAIA and American Midwest Conference member Missouri Baptist comes to Cape Girardeau at 5-3 overall. The Spartans won three of their last four contests and are led by RJ Pair's 12.7 points a game. Pair is one of three MBU players averaging double figures. Brandon Hardy (11.5 ppg) and John Yaeger (10.4 ppg) are the others. Monday's game against Southeast Missouri is an exhibition matchup for the Spartans.

Nice Improvement

If there is one statistical area Southeast Missouri wants to improve this season, it's turnovers. SEMO committed 415 turnovers for an average of 15.4 per game in 2020-21. Through three games this year, the Redhawks have turned the ball over 33 times. As a result, rank 27th in the nation in fewest turnovers.

First Double-Double

Nygal Russell recorded the first double-double of his career when he finished with 11 points and 11 rebounds in 25 minutes off the bench against Youngstown State (Nov. 13). Russell and Nana Akenten are the only Redhawks on this year's roster currently with at least one double-double in their careers.

Season-Opening Win

The Redhawks tipped off their 2021-22 campaign with a big 99-94 road win at Missouri Valley Conference foe Missouri State (Nov. 9). Southeast Missouri won a season-opener on the road in back-to-back years for the first time in its NCAA Division I history. With a win Saturday, SEMO will start a season at 2-0 for the first time in 18 years. The Redhawks last 2-0 start was in 2003-04 and involved a win against a Horizon League team (63-62, vs. Green Bay).

High Scoring Affair

Southeast Missouri (99) and Missouri State (94) combined for 193 points in their season-opening slugfest on Nov. 9. The 99 points marked SEMO's most in a season-opener since it scored 120 in a win over Missouri Baptist on Nov. 19, 1990. Both the Redhawks and Bears also combined to shoot 69 free throws. SEMO made 27-of-34 and MSU hit 25-of-35.

Three-Game Homestand

The Redhawks wrap up a season-long three-game homestand against Missouri Baptist Monday. SEMO is 0-2 during the homestand following a 97-79 loss to Youngstown State (Nov. 13) and 72-60 setback against Arkansas State (Nov. 19).

Redhawks at Home

Southeast Missouri is 7-8 at home under Head Coach Brad Korn. Last year's 7-6 mark was SEMO's first home winning record in four seasons.

Reed, Jr. Leads the Way

Eric Reed, Jr. scored 21 points and nailed a huge 3-pointer with 11 seconds left to lead Southeast Missouri to its 99-94 season-opening victory over Missouri State (Nov. 9). Reed, Jr. shot 6-of-13 from the field and did not miss a free throw (7-of-7) in 35 minutes. It was the fourth 20-point game of his career.

Balanced Attack

At least four players scored in double figures during each of Southeast Missouri's first two games of the season. Eric Reed, Jr. and Nygal Russell scored double-digits in both of those contests.

Keep Up the Good Work

The Redhawks have won five of their last nine games dating back to the end of the 2020-21 season. Southeast Missouri scored 86 or more points in four of those contests.

Nice Shooting

Southeast Missouri shot 57.1 percent (32-of-56) from the field against Missouri State (Nov. 9). Ten of the 11 Redhawks who played scored at least three points. The .571 field goal percentage marked SEMO's best in 23 years. The Redhawks last shot over 57 percent from the field in a season-opener vs. Western Carolina on Nov. 19, 1999. SEMO made 60 percent (36-of-60) of its field goals in that game. The .571 field goal percentage is the Redhawks highest in non-conference play under Head Coach Brad Korn.

2021-22 OVC Standings (as of Nov. 21)

	OVC					Overall					
	Record	Pct.	Home	Away	Streak	Record	Pct.	Home	Away	Neutral	Streak
Murray State	0-0	0.000	0-0	0-0	---	3-0	1.000	2-0	1-0	0-0	W3
Belmont	0-0	0.000	0-0	0-0	---	3-1	0.750	2-0	1-1	0-0	W3
Austin Peay	0-0	0.000	0-0	0-0	---	2-2	0.500	1-0	1-2	0-0	W1
Morehead State	0-0	0.000	0-0	0-0	---	2-2	0.500	2-0	0-2	0-0	W2
SIUE	0-0	0.000	0-0	0-0	---	2-3	0.400	1-0	1-2	0-1	W1
Southeast Missouri	0-0	0.000	0-0	0-0	---	1-2	0.333	0-2	1-0	0-0	L2
Tennessee State	0-0	0.000	0-0	0-0	---	1-2	0.333	1-0	0-1	0-1	W1
Eastern Illinois	0-0	0.000	0-0	0-0	---	1-3	0.250	1-1	0-2	0-0	W1
Tennessee Tech	0-0	0.000	0-0	0-0	---	1-3	0.250	1-0	0-2	0-1	L2
UT Martin	0-0	0.000	0-0	0-0	---	1-3	0.250	1-0	0-2	0-1	L2



Knocking Them Down

The Redhawks made 27-of-34 free throws for just under 80 percent (79.4) against Missouri State (Nov. 9). Southeast Missouri made 21-of-26 free throws in the second half alone. Nine players went to the free throw line for SEMO. Eric Reed, Jr. and Manny Patterson each made a perfect 7-of-7 free throws to lead the way.

First Career Starts

Freshmen Phillip Russell and Sam Thompson made their first career starts at Missouri State (Nov. 9). Russell had three points, three rebounds and two assists in 25 minutes at point guard, while Thompson scored five points in 10 minutes of action.

Second Half Manny

Forward Manny Patterson scored 11 points and added a team-high seven rebounds, all in the second half against Missouri State (Nov. 9). Patterson scored seven of those points at the free throw line where he did not miss (7-of-7). It was the fourth time he finished with double-digit points in his career.

Season 115

The Redhawks are in their 115th season of basketball. This year is Southeast Missouri's 31st as an NCAA Division I program. The Redhawks are 355-523 since joining the Division I ranks in 1991-92. SEMO has a total of

eight winning seasons as an NCAA Division I program with its last coming in 2013-14 (18-14).

Mr. Experience

Guard Nygal Russell is Southeast Missouri's most experienced player on this year's roster. Russell has played in a total of 89 games and logged 23 starts in his career. He is in his fourth year with the Redhawks and averages 5.4 points and 3.3 rebounds per game for his career.

Redhawks Tabbed Fourth in OVC Preseason Poll

Southeast Missouri, after being picked to finish no higher than ninth in the Ohio Valley Conference Preseason Poll each of the last five seasons, was selected fourth in the last five seasons, was selected fourth in 2021-22. The Redhawks tallied 101 points in the overall voting by OVC Head Basketball Coaches and Communication Directors. The Redhawks achieved their highest OVC preseason ranking in seven years. SEMO was selected third overall (second in the West) ahead of the 2014-15 campaign when the conference was split in divisions. Belmont is this year's preseason favorite after garnering 161 points and all but three of the first-place votes. Morehead State, which represented the OVC in the NCAA Tournament last season, collected 141 points and three first-place nods, while Murray State (136 pts.) took third. Tennessee State (84 pts.), Austin Peay (76

2021-22 Stats Comparison

MBU	SEMO
5-3.....Record	1-2
0-0.....Conference Record.....	0-0
71.3.....Points Per Game.....	79.3
64.3.....Opp. Points Per Game.....	87.7
+7.0.....Scoring Margin.....	-8.3
.465.....Field Goal Percentage.....	.444
.417.....Opp. Field Goal Percentage.....	.484
.372.....3-Point Field Goal Percentage.....	.339
.291.....Opp. 3-Point Field Goal Percentage.....	.338
.643.....Free Throw Percentage.....	.739
.581.....Opp. Free Throw Percentage.....	.765
35.8.....Rebounds Per Game	33.0
31.5.....Opp. Rebounds Per Game.....	39.3
+4.3.....Rebounding Margin.....	-6.3
12.8.....Assists Per Game.....	10.7
14.0.....Turnovers Per Game	11.0
-1.1.....Turnover Margin.....	-1.7
2.3.....Blocks Per Game	2.7
6.4.....Steals Per Game.....	5.3

Monday's Schedule

Monday, November 21


Murray State vs. East Tennessee, 4:30 p.m., CT
 Eastern Illinois at Eastern Kentucky, 6 p.m., CT
 Missouri Baptist at Southeast Missouri, 7 p.m., CT
 Belmont at LSU, 7 p.m., CT

SEMO Probable Starters



1

Phillip Russell
G / 5-6 / 165 / Fr.
St. Louis, Mo.




3

Eric Reed, Jr.
G / 6-2 / 190 / Jr.
Baton Rouge, La.



5

Chris Harris
G / 6-3 / 205 / R-Jr.
Antioch, Ill.



20

Sam Thompson
F / 6-10 / 250 / Fr.
St. Charles, Mo.



21

Nana Akenten
G / 6-6 / 215 / Jr.
Bolingbrook, Ill.



2021-22 SOUTHEAST MISSOURI BASKETBALL NOTES

MISSOURI BAPTIST // NOV. 22

pts.), SIU Edwardsville (65 pts.), Tennessee Tech (62 pts.), Eastern Illinois (43 pts.) and UT Martin (34 pts.) complete the 10-team preseason poll.

Harris Garners OVC Preseason Honors

Guard Chris Harris earned Preseason All-Ohio Valley Conference honors for the first time in his career. Harris returns as the team's top scorer. One of five returning starters, Harris averaged 12.3 points per game in 26 starts a year ago. He led the Redhawks in assists (88) and minutes played (30.2 per game), while ranking fourth in steals (25), third in 3-point field goals made (38) and second in free throw percentage (.735). Harris scored double figures in 18 of his starts. Belmont guard Grayson Murphy and Morehead State forward Johni Broome shared the OVC Preseason Player of the Year honor.

Big Step Forward

In Brad Korn's first season as head coach in 2020-21, Southeast Missouri made the Ohio Valley Conference Tournament for the first time in four years. The Redhawks finished with an overall record of 11-16 and seventh in the league with a 9-11 mark. SEMO saw a +4 improvement in total wins and a +6 jump in OVC victories from the 2019-20 campaign. The Redhawks' nine conference wins matched their most in a season in 20 years.

Roster Talk

Southeast Missouri's 14-man roster consists of players from eight different states (Missouri, Florida, Georgia, Illinois, Louisiana, Nebraska, Texas, Wisconsin). SEMO has 10 returning players, including all five of its starters from 2020-21. Four freshmen (Phillip Russell, Adam Larson, Chase Thompson, Sam Thompson) complete this year's roster.

Top Scorers

Southeast Missouri brings back its top five scorers from last season in Chris Harris (12.3 ppg), Eric Reed, Jr. (11 ppg), Nana Akenten (9.3 ppg), DQ Nicholas (8.8 ppg) and Nolan Taylor (8.8 ppg). Reed, Jr. is the Redhawks top 3-point shooter after draining a team-high 61 in 27 games and 22 starts. He led the Ohio Valley Conference with a .459 (61-of-133) three-point field goal percentage.

Welcome Back

St. Louis native Phillip Russell is back with Southeast Missouri this season. Russell initially signed with the Redhawks out of high school, but decommitted and went to Saint Louis University as a walk-on. He saw action in eight games off the bench and averaged 2.1 points per contest with the Billikens. Prior to that, he helped lead Vashon High School to a state title. Russell will make his first career start as SEMO's point guard at Missouri State Tuesday.

2021-22 Preview

Backcourt

SEMO has a talented tandem at point guard in DQ Nicholas (Atlanta, Ga.) and Phillip Russell (St. Louis, Mo.). Nicholas was the only player who started all 27 games last season. He ranked fourth on the team in scoring (8.8 ppg) and second in both assists (86) and steals (30). Nicholas scored double figures on 12 occasions, as well. Russell, who initially signed with SEMO out of high school, instead decommitted and spent the 2020-21 campaign as a walk-on at Saint Louis. He played in eight games off the bench and averaged 2.1 points per contest with the Billikens before re-joining the Redhawks. Both Nicholas and Russell complement each other well and are a tough two-headed monster at the point.

Perimeter

The Redhawks bring back their top two scoring threats on the perimeter. SEMO's top 3-point shooter, Eric Reed, Jr. (Baton Rouge, La.), was a pleasant surprise as a newcomer in 2020-21. In his first year of NCAA Division I basketball, Reed, Jr. led the team and ranked first in the OVC in both 3-point field goals made (61) and 3-point field goal percentage (.459). He ranked second on the team with 11 points per game as one of two Redhawks averaging double figures in the scoring column. Reed, Jr.'s .459 three-point field goal percentage was good for fifth among the school's all-time single-season leaders Opposite Reed, Jr. at the three-guard position is Chris Harris (Antioch, Ill.). Harris earned Preseason All-OVC accolades after putting together a year that saw him lead SEMO in scoring (12.3 ppg), minutes (30.2 mpg), assists (88) and free throws made (97). He started 26 games and rated 10th among league leaders in

assist/turnover ratio. All of Harris' success in 2020-21 came after he recovered from a knee injury that limited him to only two games the year before. Nana Akenten (Bolingbrook, Ill.), Nygal Russell (Houston, Texas), Dylan Branson (St. Louis, Mo.) and Parker Long (Sikeston, Mo.) are the rest of the returning perimeter players. Akenten started 24 of 27 games and led the Redhawks in rebounds per game (5.8) and steals (34), while ranking third on the team in scoring with 9.3 points per contest. His .744 free throw percentage was the best among SEMO starters last season. Similar to Akenten is Russell, who stretches the perimeter depth. In his fourth year at SEMO, Russell is the most experienced player on the 2021-22 roster. He played in 27 games and made seven starts, averaging 3.9 points and four rebounds last season. Branson, who played strictly at the four spot as a true freshman last season, can play either of the one, two, three or four positions. He appeared in 25 games, while averaging three points and 2.4 rebounds per game a year ago. Long was ruled eligible to play by the NCAA in mid-January of 2020-21 and played in 15 games, all off the bench. Rounding out the perimeter is newcomer Adam Larson (Fennimore, Wis.). Larson joins the Redhawks from Fennimore High School, where he polished off his prep career averaging a double-double 24.2 points and 10.4 rebounds.

Frontcourt

SEMO's frontcourt will be centered around Manny Patterson (Chicago, Ill.), Nate Johnson (Broward County, Fla.) and Sam Thompson (St. Charles, Mo.). Patterson started 12 of the 22 games he played during his first year in a Redhawk uniform last season. He shot 50.6 percent (44-of-87) from the field and led the team with 19 blocks. Patterson ended the year with an average of 5.5 points and 2.8 rebounds a game. Johnson is presently out with a knee injury and is expected to return when the Redhawks head to the Incarnate Word Tournament during Thanksgiving week (Nov. 26-28). He contributed 2.6 points and 2.1 rebounds in nine minutes per game last season. Expected to make an immediate impact underneath is Thompson. Thompson led Francis Howell High School with 18.4 points and 8.4 rebounds as a senior. He gathered a team-high 49 blocks for an average of 2.6 per



game. **Nolan Taylor (Keller, Texas)** and **Chase Thompson (Omaha, Neb.)** complete the squad. Taylor, who has dealt with a lingering knee injury during his time at SEMO, played in 18 games and made 15 starts in 2020-21. He tied for fourth on the team in scoring with 8.8 points per game and rated third on the team with 4.1 boards per contest. Thompson enters his first year of NCAA Division I basketball after transferring from Western Nebraska Community College. There, he was WNCC's top scorer with 19.4 points per game in 2019-20. Thompson shot 48 percent from the field and 34 percent from 3-point range that season.

2021-22 Schedule

A 31-game schedule with 14 matchups at the Show Me Center is in store for the Southeast Missouri men's basketball team this 2021-22 season. SEMO tips off its season against in-state foe Missouri State on Nov. 3. This year marks the 147th meeting between the schools. The Redhawks non-conference home slate features games against Youngstown State (Nov. 13), Arkansas State (Nov. 19), Missouri Baptist (Nov. 23), Webster University (Dec. 4) and Evansville (Dec. 8). SEMO will travel to San Antonio, Texas for a tournament at Incarnate Word University over Thanksgiving weekend. The Redhawks face Portland (Nov. 26), host Incarnate Word (Nov. 27) and Montana State (Nov. 28) as part of the four-team event. The Redhawks close out non-league action on a four-game road stretch with trips to Purdue Fort Wayne (Dec. 11), Southern Illinois (Sept. 15), Pepperdine (Dec. 18) and California Baptist (Dec. 21). Longtime rivals SEMO and SIU hook up for the 118th time on the hardwood. SEMO remains on the road for the start of Ohio Valley Conference play which begins with a visit to rival Murray State (Dec. 30). Two days later, Austin Peay (Jan. 1) comes to Cape Girardeau for the Redhawks OVC home-opener on New Year's Day. The Redhawks also host Tennessee Tech (Jan. 13), Tennessee State (Jan. 20), Morehead State (Jan. 27), SIU Edwardsville (Jan. 29), Eastern Illinois (Feb. 5), Belmont (Feb. 12), UT Martin (Feb. 24) and Murray State (Feb. 26) in home OVC play. Trips to Belmont (Jan. 6), Tennessee State (Jan. 8), SIU Edwardsville (Jan. 15), Eastern Illinois (Jan. 22), UT Martin (Feb. 3), Austin Peay (Feb. 10), Tennessee Tech (Feb. 17) and

Morehead State (Feb. 19) complete SEMO's 18-game conference schedule. The 2022 OVC Tournament will be held at the Ford Center in Evansville, Indiana on Mar. 2-5. This is the fifth-straight year the tournament will be played in that venue.

Home Game vs. Morehead State will Air on ESPNU

Southeast Missouri's home game against Morehead State will air on ESPNU as part of the 2021-22 ESPN Basketball Television Package. That matchup is set for Thursday, January 27. Tip-off is set for 7 p.m., CT at the Show Me Center. This year's slate of Conference basketball games across ESPN networks includes nine total men's basketball games (six regular season contests and three OVC Tournament games) that will appear on one of the linear networks during the season. Four of the regular season matchups and the OVC Tournament semifinals will air on ESPNU, two games will be televised on ESPNNews and the OVC Tournament championship game will air on ESPN2.



2021-22 SOUTHEAST MISSOURI BASKETBALL NOTES

MISSOURI BAPTIST // NOV. 22

Numerical

No.	Name	Pos.	Ht.	Wt.	Cl.	Hometown (High School/College)
1	Phillip Russell	G	5-10	165	Fr.	St. Louis, Mo. (Vashon/Saint Louis)
2	Chase Thompson	F	6-7	230	Fr.	Omaha, Neb. (Westside/Western Nebraska CC)
3	Eric Reed, Jr.	G	6-2	190	Jr.	Baton Rouge, La. (University Laboratory/Howard College)
4	Adam Larson	F	6-9	180	Fr.	Fennimore, Wis. (Fennimore)
5	Chris Harris	G	6-3	205	R-Jr.	Antioch, Ill. (Lake Forest Academy/John A. Logan College)
10	Manny Patterson	F	6-8	220	Sr.	Chicago, Ill. (Kenwood Academy/Green Bay)
11	DQ Nicholas	G	6-1	180	So.	Atlanta, Ga. (Scotland Prep School (Pa.))
13	Parker Long	G	6-2	175	So.	Sikeston, Mo. (Sikeston/Maryville University)
14	Nate Johnson	C	6-9	250	Jr.	Broward County, Fla. (American Heritage/Seminole State College)
20	Sam Thompson	F	6-10	250	Fr.	St. Charles, Mo. (Francis Howell)
21	Nana Akenten	G	6-6	215	R-Jr.	Bolingbrook, Ill. (Bolingbrook/Nebraska)
25	Nygal Russell	G	6-4	205	Jr.	Houston, Texas (ASPIRE Academy (Louisville, Ky.))
31	Nolan Taylor	F	6-7	260	Gr.	Keller, Texas (Keller/Cal Poly)
33	Dylan Branson	G	6-5	220	Fr.	St. Louis, Mo. (Mehlville)

Alphabetical

No.	Name	Pos.	Ht.	Wt.	Cl.	Hometown (High School/College)
21	Nana Akenten	G	6-6	215	R-Jr.	Bolingbrook, Ill. (Bolingbrook/Nebraska)
33	Dylan Branson	G	6-5	220	Fr.	St. Louis, Mo. (Mehlville)
5	Chris Harris	G	6-3	205	R-Jr.	Antioch, Ill. (Lake Forest Academy/John A. Logan College)
14	Nate Johnson	C	6-9	250	Jr.	Broward County, Fla. (American Heritage/Seminole State College)
4	Adam Larson	F	6-9	180	Fr.	Fennimore, Wis. (Fennimore)
13	Parker Long	G	6-2	175	So.	Sikeston, Mo. (Sikeston/Maryville University)
11	DQ Nicholas	G	6-1	180	So.	Atlanta, Ga. (Scotland Prep School (Pa.))
10	Manny Patterson	F	6-8	220	Sr.	Chicago, Ill. (Kenwood Academy/Green Bay)
3	Eric Reed, Jr.	G	6-2	190	Jr.	Baton Rouge, La. (University Laboratory/Howard College)
25	Nygal Russell	G	6-4	205	Jr.	Houston, Texas (ASPIRE Academy (Louisville, Ky.))
1	Phillip Russell	G	5-10	165	Fr.	St. Louis, Mo. (Vashon/Saint Louis)
31	Nolan Taylor	F	6-7	260	Gr.	Keller, Texas (Keller/Cal Poly)
2	Chase Thompson	F	6-7	230	Fr.	Omaha, Neb. (Westside/Western Nebraska CC)
20	Sam Thompson	F	6-10	250	Fr.	St. Charles, Mo. (Francis Howell)

Head Coach: Brad Korn, Second Year (Southern Illinois, 2004)

Assistant Coach: Keith Pickens, Fourth Year (Missouri State, 2013)

Assistant Coach: Dustin Yoder, Second Year (Illinois, 2011)

Assistant Coach: Sam McMahon, Second Year (Delaware, 2008)

Director of Operations: LaDon Champagnie, First Year (Missouri Baptist, 2013)

Graduate Assistant: Collin Jasper

Managers: C.J. Frazier, Jr., Joshua Wolfe, Akeal Sanders-Slaughter

» Breakdown by Class

Total Squad Members.....	14
Graduates.....	1
Seniors.....	1
Juniors.....	5
Sophomores.....	2
Freshmen.....	5

» Geographical Breakdown

Florida.....	1
Georgia.....	1
Illinois.....	3
Louisiana.....	1
Missouri.....	4
Nebraska.....	1
Texas.....	2
Wisconsin.....	1

» Breakdown by Position

Guard.....	8
Forward.....	5
Center.....	1

» Pronunciation Guide

Nana Akenten..	na-nuh uh-ken-ten
Nygal Russell.....	nye-juhl



2021-22 SOUTHEAST MISSOURI BASKETBALL NOTES

MISSOURI BAPTIST // NOV. 22



1 | **Phillip Russell**
G / 5-10 / 165 / Fr.
St. Louis, Mo.



2 | **Chase Thompson**
F / 6-7 / 230 / Fr.
Omaha, Neb.




3 | **Eric Reed, Jr.**
G / 6-2 / 190 / Jr.
Baton Rouge, La.



4 | **Adam Larson**
F / 6-9 / 180 / Fr.
Fennimore, Wis.



5 | **Chris Harris**
G / 6-3 / 205 / R-Jr.
Antioch, Ill.



10 | **Manny Patterson**
F / 6-8 / 220 / Sr.
Chicago, Ill.



11 | **DQ Nicholas**
G / 6-1 / 180 / So.
Atlanta, Ga.



13 | **Parker Long**
G / 6-2 / 175 / So.
Sikeston, Mo.



14 | **Nate Johnson**
C / 6-9 / 250 / Jr.
Broward County, Fla.



20 | **Sam Thompson**
F / 6-10 / 250 / Fr.
St. Charles, Mo.



21 | **Nana Akenten**
G / 6-6 / 215 / R-Jr.
Bolingbrook, Ill.



25 | **Nygal Russell**
G / 6-4 / 205 / Jr.
Houston, Texas



31 | **Nolan Taylor**
F / 6-7 / 260 / Gr.
Keller, Texas



33 | **Dylan Branson**
G / 6-5 / 220 / Fr.
St. Louis, Mo.



Brad Korn
Head Coach
Second Year



Keith Pickens
Assistant Coach
Fourth Year



Dustin Yoder
Assistant Coach
Second Year



Sam McMahon
Assistant Coach
Second Year



LaDon Champagnie
Director of Operations
First Year



Collin Jasper
Graduate Assistant
Second Year



BRAD KORN

HEAD COACH

Brad Korn began his first head coaching job at Southeast Missouri in the middle of a global COVID-19 pandemic.

Throughout all the challenges and uncertainties during an unprecedented 2020-21 campaign, Korn led his first SEMO team to an overall record of 11-16 and seventh-place finish in the Ohio Valley Conference.

The Redhawks made the OVC Tournament for the first time since 2016-17 and saw a +4 improvement in total wins and a +6 jump in OVC victories from the year before. SEMO's nine (9-11) conference victories matched the program's most in a season in 20 years.

Statistically, SEMO ranked among the top five in the OVC in 3-point field goal percentage (5th, .352), rebounding margin

(5th, +2.2), defensive rebounds (5th, 25.6 per game) and defensive rebound percentage (1st, .764).

Korn was officially introduced as SEMO's head coach on Mar. 23, 2020. He is the seventh head coach in SEMO's NCAA Division I era (since 1991-92).

Prior to arriving in Cape Girardeau, Korn spent five years at Big 12 Conference member Kansas State working the four seasons as an assistant coach and one as the program's Director of Operations.

In his final four years back at K-State after returning following a three-year stint at Missouri State (2013-16), Korn helped the Wildcats to 82 wins and three-straight NCAA Tournament appearances. K-State posted back-to-back 25-win campaigns

for the first time in school history (2017-18, 2018-19).

During his first year back in 2016-17, the squad won 21 games, including eight over teams that advanced to the postseason, and knocked off Wake Forest in the NCAA First Four before losing to #18 Cincinnati in the NCAA South Regional First Round.

Working primarily with the post players, Korn was a big influence on the development of two-time All-Big 12 First Team selection Dean Wade, who became the fourth Wildcat to earn All-Big 12 First-Team honors in 2018 and just the second to do so in back-to-back seasons. Wade is one of just three players to rank in the school's Top 10 in both career scoring (1,510) and rebounding (685). He was instrumental in

the progress of Makol Mawien, who has started all 103 games in his K-State career and emerged as one of the top big men in the Big 12.

Korn was also key in the growth of All-Big 12 selections Wesley Iwundu and D.J. Johnson during his first season as an assistant coach in 2016-17. Iwundu, who was twice named Third Team All-Big 12, became the first Wildcat since 2008 to be taken in the NBA Draft when he was selected with 33rd overall pick by the Orlando Magic. Johnson, an honorable mention all-league selection, broke the career field goal percentage record at 59.5 percent, while setting the single-season mark for the second consecutive season at 62.3 percent in 2016-17.

Korn spent one season



on Bruce Weber's inaugural staff at K-State as Director of Operations in 2012-13, helping the Wildcats to a 27-8 overall record and their first-ever Big 12 regular-season title. It was the school's first conference title since 1977, while the 27 wins rated second-most in school history.

Overall, he has 15 years of Division I experience, which includes time at his alma mater – Southern Illinois (2004-12). Korn has extensive ties to Weber after playing his first four years (1999-2003) for him at Southern Illinois. He redshirted in 1999-2000 before playing the next three years for Weber. He concluded his playing career for (current Purdue head coach) Matt Painter in 2003-04 before

spending the next eight years (2004-12) at SIU as an assistant for then-Saluki head coach and current K-State associate head coach Chris Lowery.

Korn returned to Manhattan in May 2016 after three seasons at Missouri State, where he served as an assistant coach to then-head coach Paul Lusk from 2013-16. At MSU, he helped the Bears to 44 wins, including a 20 -win season and a trip to the CollegeInsider.com Tournament in 2013-14.

Korn helped mentor a number of All-Missouri Valley honorees during his stay at Missouri State, including 2014 All-MVC Second-Team selection Jarmar Gulley and 2016 MVC Newcomer of the Year Dequon Miller. In addition, he coached three MVC

All-Freshman Team honorees in Austin Ruder in 2014 and Obediah Church and Jarred Dixon in 2016 as well as two Most Improved Team members (Dorrian Williams in 2015 and Chris Kendrix in 2016).

Prior to his first stint at K-State, Korn spent eight years (2004-12) at Southern Illinois, including his final six years as a full-time assistant under Lowery. He helped the Salukis post a 145-116 (.556) overall record with four postseason appearances, two Missouri Valley Conference championships and one State Farm Missouri Valley Conference Tournament title. The squad won 20 or more games and advanced to the NCAA Tournament on three occasions (2005, 2006, 2007) during his tenure as an assistant coach, including a 2007 trip to the Sweet 16. He was a graduate assistant at SIU his first two years before being elevated to a full-time assistant coach on Jan. 31, 2006.

A native of Plano, Illinois, Korn helped the Salukis through one of their greatest periods of success from 1999 to 2004. The squad went from 16 wins his redshirt-freshman season to three consecutive NCAA Tournament appearances under Weber and Painter. He was also a part of three Missouri Valley regular season championships as a player.

The 6-foot-9 forward saw action in 121 games in his career, averaging 5.2 points and 2.3 rebounds in 14.5 minutes per game. As a senior, he averaged

9.7 points on 41 percent shooting with four rebounds and 1.9 assists in helping SIU to 25 wins and a 17-1 mark in MVC play. He was named to the league's Most Improved Team.

Korn earned a bachelor's degree in Marketing from Southern Illinois in 2004 and his master's degree in Administrative Studies from Missouri State in 2016. He resides in Cape Girardeau with his wife, Kristin, and daughters Brielyn and Ashtyn.





2021-22 SOUTHEAST MISSOURI BASKETBALL NOTES

MISSOURI BAPTIST // NOV. 22



■ The Korn File

Experience:

17th Year (Second at SEMO)

Hometown:

Plano, Ill.

Birthdate:

August 22, 1981

Alma Mater:

Southern Illinois, 2004

Education:

BB.A. Marketing (Southern Illinois)

Master's Administrative Studies (Missouri State)

Date Hired:

March 23, 2020

Family:

Wife - Kristin

Children - Brielyn, Ashtyn

Playing Experience:

Southern Illinois, 1999-04

Coaching Experience:

Southern Illinois, Graduate Asst., 2004-06

Southern Illinois, Assistant Coach, 2006-12

Kansas State, Dir. of Operations, 2012-13

Missouri State, Assistant Coach, 2013-16

Kansas State, Assistant Coach, 2016-20

Southeast Missouri, 2020-pr.

Korn Year-by-Year Records

Year	School	Assignment	Record	Conference/Finish	Postseason
2004-05	Southern Illinois	Graduate Assistant	27-8	15-3/1st	NCAA Second Round
2005-06	Southern Illinois	Graduate Assistant	22-11	12-6/2nd	NCAA First Round
2006-07	Southern Illinois	Assistant Coach	29-7	15-3/1st	NCAA Sweet 16
2007-08	Southern Illinois	Assistant Coach	18-15	11-7/3rd	NIT Second Round
2008-09	Southern Illinois	Assistant Coach	13-18	8-10/5th	-
2009-10	Southern Illinois	Assistant Coach	15-15	6-12/9th	-
2010-11	Southern Illinois	Assistant Coach	13-19	5-13/8th	-
2011-12	Southern Illinois	Assistant Coach	8-23	5-13/9th	-
2012-13	Kansas State	Director of Operations	27-8	14-4/1st	NCAA Second Round
2013-14	Missouri State	Assistant Coach	20-13	9-9/4th	CollegeInsider.com Tourn. (CIT)
2014-15	Missouri State	Assistant Coach	11-20	5-13/8th	-
2015-16	Missouri State	Assistant Coach	13-19	8-10/7th	-
2016-17	Kansas State	Assistant Coach	21-14	8-10/6th	NCAA First Round
2017-18	Kansas State	Assistant Coach	25-12	10-8/4th	NCAA Elite Eight
2018-19	Kansas State	Assistant Coach	25-9	14-4/1st	NCAA First Round
2019-20	Kansas State	Assistant Coach	11-21	3-15/10th	-
2020-21	Southeast Missouri	Head Coach	11-16	9-11/7th	-
2021-22	Southeast Missouri	Head Coach	1-2		

Overall Record: 12-18

Record at Southeast Missouri, 12-18, 9-11 Ohio Valley Conference (2 years)

Record as a College Assistant: 222-205

Record as a Graduate Assistant: 49-19





2021-22 Statistics

RECORD:	OVERALL	HOME	AWAY	NEUTRAL
ALL GAMES	1-2	0-2	1-0	0-0
CONFERENCE	0-0	0-0	0-0	0-0
NON-CONFERENCE	1-2	0-2	1-0	0-0

#	Player	gp-gs	min	avg	Total		3-Point		F-Throw		Rebounds				pf	dq	a	to	blk	stl	pts	avg
					fg-fga	fg%	3fg-fga	3fg%	ft-fga	ft%	off	def	tot	avg								
03	REED, JR., Eric	3-3	100	33.3	15-39	.385	5-16	.313	18-21	.857	2	5	7	2.3	6	0	5	4	0	5	53	17.7
05	HARRIS, Chris	3-2	71	23.7	9-18	.500	1-3	.333	11-18	.611	0	6	6	2.0	7	0	8	9	0	2	30	10.0
11	NICHOLAS, DQ	3-1	73	24.3	11-20	.550	0-3	.000	7-7	1.000	2	11	13	4.3	3	0	2	5	2	1	29	9.7
25	RUSSELL, Nygal	3-0	67	22.3	10-18	.556	2-6	.333	5-5	1.000	7	19	26	8.7	5	0	4	1	0	2	27	9.0
01	RUSSELL, Phillip	3-3	71	23.7	7-21	.333	5-11	.455	8-10	.800	1	4	5	1.7	10	1	5	4	0	1	27	9.0
10	PATTERSON, Manny	3-0	46	15.3	7-12	.583	0-0	.000	9-10	.900	7	6	13	4.3	11	0	0	5	0	0	23	7.7
21	AKENTEN, Nana	3-3	68	22.7	6-17	.353	4-11	.364	3-6	.500	2	9	11	3.7	10	0	2	0	4	3	19	6.3
13	LONG, Parker	2-0	11	5.5	3-4	.750	2-3	.667	1-2	.500	0	2	2	1.0	0	0	0	1	1	1	9	4.5
02	THOMPSON, Chase	2-0	20	10.0	2-7	.286	2-7	.286	1-2	.500	0	2	2	1.0	6	0	1	0	0	0	7	3.5
20	THOMPSON, Sam	3-3	33	11.0	4-10	.400	0-0	.000	2-4	.500	3	1	4	1.3	5	0	1	3	1	0	10	3.3
14	JOHNSON, Nate	1-0	6	6.0	1-2	.500	0-0	.000	0-1	.000	0	0	0	0.0	2	0	0	0	0	0	2	2.0
33	BRANSON, Dylan	3-0	34	11.3	1-3	.333	0-2	.000	0-2	.000	0	4	4	1.3	5	0	4	1	0	1	2	0.7
Team											2	4	6									
Total.....		3	600		76-171	.444	21-62	.339	65-88	.739	26	73	99	33.0	70	1	32	33	8	16	238	79.3
Opponents.....		3	600		88-182	.484	22-65	.338	65-85	.765	35	83	118	39.3	67	-	41	28	6	15	263	87.7

TEAM STATISTICS	SEMO	OPP
SCORING	238	263
Points per game	79.3	87.7
Scoring margin	-8.3	-
FIELD GOALS-ATT	76-171	88-182
Field goal pct	.444	.484
3 POINT FG-ATT	21-62	22-65
3-point FG pct	.339	.338
3-pt FG made per game	7.0	7.3
FREE THROWS-ATT	65-88	65-85
Free throw pct	.739	.765
F-Throws made per game	21.7	21.7
REBOUNDS	99	118
Rebounds per game	33.0	39.3
Rebounding margin	-6.3	-
ASSISTS	32	41
Assists per game	10.7	13.7
TURNOVERS	33	28
Turnovers per game	11.0	9.3
Turnover margin	-1.7	-
Assist/turnover ratio	1.0	1.5
STEALS	16	15
Steals per game	5.3	5.0
BLOCKS	8	6
Blocks per game	2.7	2.0
ATTENDANCE	2425	4190
Home games-Avg/Game	2-1212	1-4190
Neutral site-Avg/Game	-	0-0

Date	Opponent		Score	Att.
11-09-21	at Missouri St.	W	99-94	4190
11-13-21	YOUNGSTOWN STATE	L	79-97	1280
11-19-21	ARKANSAS STATE	L	60-72	1145

* - Conference game

Score by Periods	1st	2nd	Totals
Southeast Missouri	117	121	238
Opponents	117	146	263



2021-22 SOUTHEAST MISSOURI BASKETBALL NOTES

MISSOURI BAPTIST // NOV. 22

Comparison Game-by-Game (SEMO/Opponent)

Opponent	1st	2nd	Score	Mar	Total FG	FG Pct	3-Pointers	3FG Pct	Free Throws	FT Pct	Rebounds (Mar)	Assist	T/Over	Block	Steal	Fouls
Missouri State	45/41	54/53	99-94	+5	32-56/31-60	.571/.517	8-19/7-26	.421/.269	27-34/25-35	.794/.714	33/30 +3	10/13	11/7	2/1	6/6	26/22
Youngstown State	39/37	40/60	79-97	(18)	23-57/31-63	.404/.492	8-24/7-20	.333/.350	25-35/28-36	.714/.778	33/42 (9)	11/13	10/7	4/1	3/3	29/27
Arkansas State	33/39	27/33	60-72	(12)	21-58/26-59	.362/.441	5-19/8-19	.263/.421	13-19/12-14	.684/.857	32/45 (13)	11/15	12/14	2/4	7/6	15/18
Missouri Baptist																
Incarnate Word																
Portland																
Montana State																
Webster University																
Evansville																
Purdue Fort Wayne																
Southern Illinois																
Pepperdine																
California Baptist																
Murray State																
Austin Peay																
Belmont																
Tennessee State																
Tennessee Tech																
SIU Edwardsville																
Tennessee State																
Eastern Illinois																
Morehead State																
SIU Edwardsville																
UT Martin																
Eastern Illinois																
Austin Peay																
Belmont																
Tennessee Tech																
Morehead State																
UT Martin																
Murray State																

Points in the Paint, Second Chance Points, Points Off Turnovers, Fastbreak Points, Bench Points

Opponent	W/L	POINTS IN THE PAINT		2ND CHANCE POINTS		POINTS OFF TURNOVERS		FAST BREAK POINTS		BENCH POINTS	
		SEMO	OPP	SEMO	OPP	SEMO	OPP	SEMO	OPP	SEMO	OPP
Missouri State	W	34	46	7	10	10	10	7	4	38	16
Youngstown State	L	24	36	13	20	12	7	2	2	41	11
Arkansas State	L	28	30	13	16	16	7	4	4	14	19
Missouri Baptist											
Incarnate Word											
Portland											
Montana State											
Webster University											
Evansville											
Purdue Fort Wayne											
Southern Illinois											
Pepperdine											
California Baptist											
Murray State											
Austin Peay											
Belmont											
Tennessee State											
Tennessee Tech											
SIU Edwardsville											
Tennessee State											
Eastern Illinois											
Morehead State											
SIU Edwardsville											
UT Martin											
Eastern Illinois											
Austin Peay											
Belmont											
Tennessee Tech											
Morehead State											
UT Martin											
Murray State											

2021-22 SOUTHEAST MISSOURI BASKETBALL NOTES

MISSOURI BAPTIST // NOV. 22



Game-by-Game Leaders

Opponent	W/L	Score	Points	Rebounds	Assists	Blocks	Steals
Missouri State	W	99-94	Reed, Jr. - 21	Patterson - 7	Harris - 4	Akenten, Nicholas - 1	Reed, Jr. - 2
Youngstown State	L	79-97	Reed, Jr., Nicholas - 17	N. Russell - 11	Harris - 4	Akenten - 2	Harris - 2
Arkansas State	L	60-72	Reed, Jr. - 13	N. Russell - 9	Reed, Jr. - 3	S. Thompson, Akenten - 1	Akenten, Reed, Jr. - 3
Missouri Baptist							
Incarnate Word							
Portland							
Montana State							
Webster University							
Evansville							
Purdue Fort Wayne							
Southern Illinois							
Pepperdine							
California Baptist							
Murray State							
Austin Peay							
Belmont							
Tennessee State							
Tennessee Tech							
SIU Edwardsville							
Tennessee State							
Eastern Illinois							
Morehead State							
SIU Edwardsville							
UT Martin							
Eastern Illinois							
Austin Peay							
Belmont							
Tennessee Tech							
Morehead State							
UT Martin							
Murray State							

Game-by-Game Starters

Opponent	W/L	Score	Guard	Guard	Guard	Forward	Forward	First Man Off the Bench
Missouri State	W	99-94	P. Russell	Reed, Jr.	Harris	Akenten	S. Thompson	Patterson, 11 pts., 7 reb., 18 min.
Youngstown State	L	79-97	P. Russell	Reed, Jr.	Harris	Akenten	S. Thompson	Patterson, 6 pts., 3 reb., 16 min.
Arkansas State	L	60-72	P. Russell	Reed, Jr.	Nicholas	Akenten	S. Thompson	N. Russell, 2 pts., 9 reb., 24 min.
Missouri Baptist								
Incarnate Word								
Portland								
Montana State								
Webster University								
Evansville								
Purdue Fort Wayne								
Southern Illinois								
Pepperdine								
California Baptist								
Murray State								
Austin Peay								
Belmont								
Tennessee State								
Tennessee Tech								
SIU Edwardsville								
Tennessee State								
Eastern Illinois								
Morehead State								
SIU Edwardsville								
UT Martin								
Eastern Illinois								
Austin Peay								
Belmont								
Tennessee Tech								
Morehead State								
UT Martin								
Murray State								

Starting Lineup Combinations

Record	Guard	Guard	Guard	Forward	Forward
1-1	P. Russell	Reed, Jr.	Harris	Akenten	S. Thompson
0-1	P. Russell	Reed, Jr.	Nicholas	Akenten	S. Thompson



2021-22 SOUTHEAST MISSOURI BASKETBALL NOTES

MISSOURI BAPTIST // NOV. 22

	Score	FG-A	Pct.	3FG-A	Pct.	FT-A	Pct.	OFF	DEF	Total	E	A	TO	B	S
Southeast Missouri	W, 99-94	32-56	.571	8-19	.421	27-34	.794	5	28	33	26	10	11	2	6
Missouri State		31-60	.517	7-26	.269	25-35	.714	7	23	30	22	13	7	1	6
Southeast Missouri	L, 79-97	23-57	.404	8-24	.333	25-35	.714	8	25	33	29	11	10	4	3
Youngstown State		31-63	.492	7-20	.350	28-36	.778	12	30	42	27	13	7	1	3
Southeast Missouri	L, 60-72	21-58	.362	5-19	.263	13-19	.684	13	19	32	15	11	12	2	7
Arkansas State		26-59	.441	8-19	.421	12-14	.857	16	29	45	18	15	14	4	6
Southeast Missouri															
Missouri Baptist															
Southeast Missouri															
Incarinate Word															
Southeast Missouri															
Portland															
Southeast Missouri															
Montana State															
Southeast Missouri															
Webster University															
Southeast Missouri															
Evansville															
Southeast Missouri															
Purdue Fort Wayne															
Southeast Missouri															
Southern Illinois															
Southeast Missouri															
Pepperdine															
Southeast Missouri															
California Baptist															
Southeast Missouri															
Murray State															
Southeast Missouri															
Austin Peay															
Southeast Missouri															
Belmont															
Southeast Missouri															
Tennessee State															
Southeast Missouri															
Tennessee Tech															
Southeast Missouri															
SIU Edwardsville															
Southeast Missouri															
Tennessee State															
Southeast Missouri															
Eastern Illinois															
Southeast Missouri															
Morehead State															
Southeast Missouri															
SIU Edwardsville															
Southeast Missouri															
UT Martin															
Southeast Missouri															
Eastern Illinois															
Southeast Missouri															
Austin Peay															
Southeast Missouri															
Belmont															
Southeast Missouri															
Tennessee Tech															
Southeast Missouri															
Morehead State															
Southeast Missouri															
UT Martin															
Southeast Missouri															
Murray State															



2021-22 Game-by-Game Leaders Summary (# of Games)

Points

Eric Reed, Jr.....	3
DQ Nicholas.....	1

Rebounds

Nygal Russell.....	2
Manny Patterson.....	1

Assists

Chris Harris.....	2
Eric Reed, Jr.....	1

Blocks

Nana Akenten.....	3
DQ Nicholas.....	1
Sam Thompson.....	1

Steals

Eric Reed, Jr.....	2
Chris Harris.....	1
Nana Akenten.....	1

Dunks (# for 2021-22 Season)

Nygal Russell.....	1
--------------------	---

Games Played/Started

	2021-22	Career
Nygal Russell	3/0	89/24
DQ Nicholas	3/1	60/47
Chris Harris	3/2	31/28
Nana Akenten	3/3	30/27
Eric Reed, Jr.	3/3	30/25
Dylan Branson	3/0	30/2
Nate Johnson	1/0	26/0
Manny Patterson	3/0	25/12
Nolan Taylor	-	18/15
Parker Long	2/0	17/0
Phillip Russell	3/3	3/3
Sam Thompson	3/3	3/3
Chase Thompson	2/0	2/0

Career Ledger

Double-Digit Point Games

	2021-22	Career
DQ Nicholas.....	1	22
Chris Harris.....	1	21
Eric Reed, Jr.....	3	16
Nygal Russell.....	2	15
Nana Akenten.....	1	12
Nolan Taylor.....	-	8
Manny Patterson.....	1	4
Phillip Russell.....	2	2
Dylan Branson.....	-	1
Nate Johnson.....	-	1

Double-Digit Rebound Games

	2021-22	Career
Nana Akenten.....	-	2
Nygal Russell.....	1	2
DQ Nicholas.....	-	1

20+ Point Games

	2021-22	Career
DQ Nicholas.....	-	4
Eric Reed, Jr.....	1	4
Chris Harris.....	-	2
Manny Patterson.....	-	1
Nygal Russell.....	-	1

8+ Rebound Games

	2021-22	Career
Nygal Russell.....	2	6
Nana Akenten.....	-	5
DQ Nicholas.....	-	4
Nolan Taylor.....	-	2

5+ Assist Games

	2021-22	Career
Chris Harris.....	-	8
DQ Nicholas.....	-	8
Nygal Russell.....	-	6
Nolan Taylor.....	-	1
Nana Akenten.....	-	1
Eric Reed, Jr.....	-	1

3+ Steal Games

	2021-22	Career
Nana Akenten.....	1	4
DQ Nicholas.....	-	4
Nygal Russell.....	-	4
Jordan Love.....	-	3
Chris Harris.....	-	3
Eric Reed, Jr.....	1	3

Double-Doubles

	2021-22	Career
Nana Akenten.....	-	2
Nygal Russell.....	1	1

SEMO's 2021-22 Record:

At Home.....	0-2
On the Road.....	1-0
At Neutral Sites.....	0-0
In Ohio Valley Conference Games.....	0-0
In November.....	1-2
In December.....	0-0
In January.....	0-0
In February.....	0-0
In March.....	0-0
Leading at the Half.....	1-1
Trailing at the Half.....	0-1
Tied at the Half.....	0-0
In Overtime Games.....	0-0
The Redhawks Score First.....	0-0
In 1-4 Point Games.....	0-0
In 5-9 Point Games.....	1-0
In 10-14 Point Games.....	0-1
In 15+ Point Games.....	0-1
Leading with Five Minutes Left in Regulation.....	1-0
Trailing with Five Minutes Left in Regulation.....	0-2
Tied with Five Minutes Left in Regulation.....	0-0
Scoring Less than 50 Points.....	0-0
Scoring 50-59 Points.....	0-0
Scoring 60-69 Points.....	0-1
Scoring 70-79 Points.....	0-1
Scoring 80-89 Points.....	0-0
Scoring 90-99 Points.....	1-0
Scoring 100 or more Points.....	0-0
Giving up Less Than 50 Points.....	0-0
Giving up 50-59 Points.....	0-0
Giving up 60-69 Points.....	0-0
Giving up 70-79 Points.....	0-1
Giving up 80-89 Points.....	0-0
Giving up 90-99 Points.....	1-1
Giving up 100 or more Points.....	0-0
Shooting 50% or Better from the Field.....	1-0
Shooting Less Than 50% from the Field.....	0-2
Opponent Shoots 50% or Better from the Field.....	1-0
Opponent Shoots Less Than 50% from the Field.....	0-2
Outshooting Opponent.....	1-0
Outshot by Opponent.....	0-2
Field Goal Percentage is Tied.....	0-0
Shooting 50% or Better from 3-Point Range.....	0-0
Shooting Less Than 50% from 3-Point Range.....	1-2
Opponent Shoots 50% or Better from 3-Point Range.....	0-0
Opponent Shoots Less Than 50% from 3-Point Range.....	1-2
Shooting 50% or Better from the Free Throw Line.....	1-2
Shooting Less Than 50% from the Free Throw Line.....	0-0
Opponent Shoots 50% or Better from the Free Throw Line.....	1-2
Opponent Shoots Less Than 50% from the Free Throw Line.....	0-0
Shooting More Free Throws Than Opponent.....	0-1
Shooting Less Free Throws Than Opponent.....	1-1
Free Throws are Tied.....	0-0
Southeast's Starters Outscore Opponent's Starters.....	0-0
Opponent's Starters Outscore SEMO's Starters.....	1-2
Starter Scoring is Tied.....	0-0
Bench Outscores Opponent.....	1-1
Opponent Bench Outscores Southeast.....	0-1
Bench Scoring is Tied.....	0-0
Bench Contributes Double Figures in Points.....	1-2
No Redhawk Players Score Double Figures.....	0-0
Two Redhawk Players Score Double Figures.....	0-1
3+ Redhawk Players Score Double Figures.....	1-1
Outrebounding an Opponent.....	1-0
Opponent Outrebounds SEMO.....	0-2
Rebounds are Tied.....	0-0
Getting 10+ Assists.....	1-2
Getting 10+ Steals.....	0-0
Getting 5+ Blocks.....	0-0
Forcing more Turnovers than Opponent.....	0-1
Committing more Turnovers than Opponent.....	1-1
Turnovers are Tied.....	0-0



2021-22 SOUTHEAST MISSOURI BASKETBALL NOTES

MISSOURI BAPTIST // NOV. 22

2020-21 Statistics

RECORD:	OVERALL	HOME	AWAY	NEUTRAL
ALL GAMES	9-11	6-5	3-6	0-0
CONFERENCE	9-11	6-5	3-6	0-0
NON-CONFERENCE	0-0	0-0	0-0	0-0

#	Player	gp-gs	min	avg	Total		3-Point		F-Throw		Rebounds				pf	dq	a	to	blk	stl	pts	avg
					fg-fga	fg%	3fg-fga	3fg%	ft-fga	ft%	off	def	tot	avg								
05	HARRIS, Chris	19-19	574	30.2	59-178	.331	25-95	.263	76-96	.792	4	41	45	2.4	35	0	70	46	2	23	219	11.5
03	REED, JR., Eric	20-19	597	29.9	76-167	.455	44-103	.427	21-33	.636	15	33	48	2.4	32	0	32	27	1	12	217	10.9
21	AKENTEN, Nana	20-19	534	26.7	63-161	.391	39-114	.342	22-28	.786	18	98	116	5.8	43	0	19	39	5	25	187	9.4
11	NICHOLAS, DQ	20-20	604	30.2	54-131	.412	14-45	.311	60-85	.706	12	88	100	5.0	41	0	70	62	1	21	182	9.1
31	TAYLOR, Nolan	12-9	188	15.7	33-59	.559	0-0	.000	20-36	.556	11	21	32	2.7	26	0	7	12	0	3	86	7.2
02	LOVE, Jordan	14-0	247	17.6	31-72	.431	9-24	.375	21-31	.677	9	25	34	2.4	10	0	22	16	3	15	92	6.6
10	PATTERSON, Manny	20-11	254	12.7	40-79	.506	0-0	.000	30-39	.769	17	37	54	2.7	45	1	6	22	18	3	110	5.5
44	AGNEW, Darrious	16-0	175	10.9	30-60	.500	2-4	.500	21-40	.525	20	25	45	2.8	20	0	7	10	4	4	83	5.2
25	RUSSELL, Nygal	20-1	332	16.6	27-69	.391	4-27	.148	15-27	.556	18	46	64	3.2	37	0	23	20	0	19	73	3.7
33	BRANSON, Dylan	20-2	346	17.3	21-43	.488	10-21	.476	11-11	1.000	18	38	56	2.8	41	2	26	31	4	7	63	3.2
14	JOHNSON, Nate	18-0	149	8.3	21-41	.512	0-0	.000	7-19	.368	11	22	33	1.8	24	0	3	14	7	4	49	2.7
13	LONG, Parker	14-0	65	4.6	4-6	.667	3-4	.750	0-0	.000	3	5	8	0.6	5	0	2	3	0	2	11	0.8
12	MORRISON, Evan	5-0	10	2.0	1-7	.143	1-3	.333	0-0	.000	1	1	2	0.4	0	0	1	1	0	1	3	0.6
Team											24	30	54				7					
Total.....		20	4075		460-1073	.429	151-440	.343	304-445	.683	181	510	691	34.5	359	3	288	310	45	139	1375	68.8
Opponents.....		20	4075		507-1114	.455	144-401	.359	269-400	.673	175	496	671	33.5	378	-	278	290	69	146	1427	71.3

TEAM STATISTICS	SEMO	OPP	Date	Opponent	Score	Att.
SCORING	1375	1427	* 12-18-20	UT MARTIN	L 67-69	748
Points per game	68.8	71.3	* 12-30-20	at Tennessee Tech	L 63-72	430
Scoring margin	-2.6	-	* 01-02-21	TENNESSEE STATE	Wo2 83-79	760
FIELD GOALS-ATT	460-1073	507-1114	* 01-07-21	at Belmont	L 66-77	271
Field goal pct	.429	.455	* 01-16-21	MOREHEAD STATE	L 50-64	799
3 POINT FG-ATT	151-440	144-401	* 01-19-21	at Tennessee St.	w 63-59	231
3-point FG pct	.343	.359	* 01-21-21	at Morehead State	L 65-76	775
3-pt FG made per game	7.6	7.2	* 01-26-21	at UT Martin	L 66-69	267
FREE THROWS-ATT	304-445	269-400	* 01-28-21	SIUE	w 64-62	723
Free throw pct	.683	.673	* 01-30-21	EASTERN ILLINOIS	w 75-44	842
F-Throws made per game	15.2	13.5	* 02-01-21	MURRAY STATE	L 60-77	690
REBOUNDS	691	671	* 02-04-21	TENNESSEE TECH	w 68-64	642
Rebounds per game	34.5	33.5	* 02-06-21	JACKSONVILLE STATE	L 54-66	720
Rebounding margin	+1.0	-	* 02-12-21	at Murray St.	L 60-80	1252
ASSISTS	288	278	* 02-13-21	at Austin Peay	L 63-78	494
Assists per game	14.4	13.9	* 02-16-21	AUSTIN PEAY	Wot 86-81	279
TURNOVERS	310	290	* 02-20-21	EASTERN KENTUCKY	w 94-72	753
Turnovers per game	15.5	14.5	* 02-22-21	EASTERN KENTUCKY	L 65-87	289
Turnover margin	-1.0	-	* 02-25-21	at Eastern Ill.	w 94-88	29
Assist/turnover ratio	0.9	1.0	* 02-27-21	at SIUE	w 69-63	50
STEALS	139	146				
Steals per game	7.0	7.3				
BLOCKS	45	69				
Blocks per game	2.3	3.5				
ATTENDANCE	7245	3799				
Home games-Avg/Game	11-659	9-422				
Neutral site-Avg/Game	-	0-0				

* = Conference game

! = Negro Baseball League Museum Tip-Off Classic (Kansas City, Mo.)

Score by Periods	1st	2nd	OT	OT2	Totals
Southeast Missouri	631	714	19	11	1375
Opponents	671	735	14	7	1427

2021-22 SOUTHEAST MISSOURI BASKETBALL NOTES

MISSOURI BAPTIST // NOV. 22



21



// Guard
// Redshirt-Junior
// 6-6 // 215
// Bolingbrook, Ill.
// Bolingbrook H.S.
// Nebraska

Nana AKENTEN

2021-22: Averages 6.3 points and 3.7 rebounds through three starts...Ranks second on the team with four 3-pointers made...Leads the team with four blocks...Scored 13 points as one of five players with double figures at Missouri State (11/9)...Made 3-of-4 three-pointers and had the assist on Eric Reed, Jr.'s 3-pointer with 11 seconds left against the Bears.

Akenten's Game-by-Game Statistics

2021-22	FG	3P	FT	O/D	REB	F	PTS	A	TO	B	S	M
at Missouri State*	5-7	3-4	0-0	0/3	3	4	13	1	0	1	0	21
Youngstown State*	0-4	0-3	1-4	0/4	4	4	1	1	0	2	0	25
Arkansas State*	1-6	1-4	2-2	2/1	3	2	5	0	0	1	3	22
Missouri Baptist												
at Incarnate Word												
vs. Portland												
vs. Montana State												
Webster University												
Evansville												
at Purdue Fort Wayne												
at Southern Illinois												
at Pepperdine												
at California Baptist												
at Murray State												
Austin Peay												
at Belmont												
at Tennessee State												
Tennessee Tech												
at SIU Edwardsville												
Tennessee State												
at Eastern Illinois												
Morehead State												
SIU Edwardsville												
at UT Martin												
Eastern Illinois												
at Austin Peay												
Belmont												
at Tennessee Tech												
at Morehead State												
UT Martin												
Murray State												
Totals	6-17	4-11	3-6	2/8	10	10	19	2	0	4	3	68

2021-22 Season-Highs

Points	13	at Missouri State (11/9/21)
Total Rebounds	4	vs. Youngstown State (11/13/21)
Offensive	2	vs. Arkansas State (11/19/21)
Defensive	4	vs. Youngstown State (11/13/21)
FG Made	5	at Missouri State (11/9/21)
FG Attempted.....	7	at Missouri State (11/9/21)
3-Point FG Made.....	3	at Missouri State (11/9/21)
3-Point FG Attempted.....	4	2x, last vs. Arkansas State (11/19/21)
FT Made.....	2	vs. Arkansas State (11/19/21)
FT Attempted.....	4	vs. Youngstown State (11/13/21)
Assists	1	2x, last vs. Youngstown State (11/13/21)
Blocks.....	2	vs. Youngstown State (11/13/21)
Steals.....	3	vs. Arkansas State (11/19/21)
Minutes	25	vs. Youngstown State (11/13/21)

Career-Highs

Points	20	at Belmont (1/7/21)
Total Rebounds	11	at Belmont (1/7/21)
Offensive	3	2x, last at Evansville (12/15/20)
Defensive	10	at Belmont (1/7/21)
FG Made	7	2x, last at UT Martin (1/26/21)
FG Attempted.....	17	at Belmont (1/7/21)
3-Point FG Made.....	5	vs. Eastern Kentucky (2/20/21)
3-Point FG Attempted.....	11	at Belmont (1/7/21)
FT Made.....	7	at SIU Edwardsville (2/27/21)
FT Attempted.....	9	at SIU Edwardsville (2/27/21)
Assists	2	7x, last vs. Eastern Illinois (1/30/21)
Blocks.....	2	3x, last at Eastern Illinois (2/25/21)
Steals.....	5	vs. Eastern Illinois (1/30/21)
Minutes	37	vs. Tennessee State (1/2/21)


Akenten's Career Statistics at Southeast Missouri

Overall																					
Season	G-GS	Min	Avg	FG-FGA	Pct	3FG-3FGA	Pct	FT-FTA	Pct	Off	Def	Tot	Avg	PF	FO	A	TO	Blk	Stl	Pts	Avg
2020-21	27-24	728	27.0	84-216	.389	53-150	.353	29-39	.744	28	128	156	5.8	66	3	26	51	10	34	250	9.3
2021-22	3-3	68	22.7	6-17	.353	4-11	.364	3-6	.500	2	9	11	3.7	10	0	2	0	4	3	19	6.3
Total	30-27	796	26.5	90-233	.386	57-161	.354	32-45	.711	30	137	167	5.6	76	3	28	51	14	37	269	9.0
Ohio Valley Conference Games Only																					
Season	G-GS	Min	Avg	FG-FGA	Pct	3FG-3FGA	Pct	FT-FTA	Pct	Off	Def	Tot	Avg	PF	FO	A	TO	Blk	Stl	Pts	Avg
2020-21	20-19	534	26.7	63-161	.391	39-114	.342	22-28	.786	18	98	116	5.8	43	0	19	39	5	25	187	9.4



2021-22 SOUTHEAST MISSOURI BASKETBALL NOTES

MISSOURI BAPTIST // NOV. 22



33



// Guard
// Freshman
// 6-5 // 220
// St. Louis, Mo.
// Mehlville H.S.

Dylan BRANSON

2021-22: Saw action in three games off the bench...Played 12 minutes vs. Youngstown State (11/13)...Scored two points in a season-high 17 minutes vs. Arkansas State (11/19).

Branson's Game-by-Game Statistics

2021-22	FG	3P	FT	O/D	REB	F	PTS	A	TO	B	S	M
at Missouri State	0-1	0-1	0-0	0/0	0	0	0	0	0	0	0	5
Youngstown State	0-1	0-1	0-0	0/1	1	4	0	2	0	0	0	12
Arkansas State	1-1	0-0	0-2	0/3	3	1	2	2	1	0	1	17
Missouri Baptist												
at Incarnate Word												
vs. Portland												
vs. Montana State												
Webster University												
Evansville												
at Purdue Fort Wayne												
at Southern Illinois												
at Pepperdine												
at California Baptist												
at Murray State												
Austin Peay												
at Belmont												
at Tennessee State												
Tennessee Tech												
at SIU Edwardsville												
Tennessee State												
at Eastern Illinois												
Morehead State												
SIU Edwardsville												
at UT Martin												
Eastern Illinois												
at Austin Peay												
Belmont												
at Tennessee Tech												
at Morehead State												
UT Martin												
Murray State												
Totals												

* - Game Started 1-3 0-2 0-2 0/4 4 5 2 4 1 0 1 34

2021-22 Season-Highs

Points	2	vs. Arkansas State (11/19/21)
Total Rebounds	3	vs. Arkansas State (11/19/21)
Offensive	-	-
Defensive	3	vs. Arkansas State (11/19/21)
FG Made	1	vs. Arkansas State (11/19/21)
FG Attempted.....	1	3x, last vs. Arkansas State (11/19/21)
3-Point FG Made.....	-	-
3-Point FG Attempted.....	1	vs. Youngstown State (11/13/21)
FT Made.....	-	-
FT Attempted.....	2	vs. Arkansas State (11/19/21)
Assists.....	2	2x, last vs. Arkansas State (11/19/21)
Blocks.....	-	-
Steals.....	1	vs. Arkansas State (11/19/21)
Minutes	17	vs. Arkansas State (11/19/21)

Career-Highs

Points	12	at Indiana State (12/22/20)
Total Rebounds	5	3x, last vs. Tennessee Tech (2/4/21)
Offensive	4	at Tennessee State (1/19/21)
Defensive	5	vs. Tennessee Tech (2/4/21)
FG Made	3	4x, last vs. Eastern Kentucky (2/20/21)
FG Attempted.....	6	2x, last vs. Eastern Kentucky (2/20/21)
3-Point FG Made.....	3	at Indiana State (12/22/20)
3-Point FG Attempted.....	4	vs. Eastern Kentucky (2/20/21)
FT Made.....	3	2x, last at Belmont (1/7/21)
FT Attempted.....	4	at Indiana State (12/22/20)
Assists.....	4	vs. Murray State (2/1/21)
Blocks.....	1	4x, last vs. Eastern Kentucky (2/20/21)
Steals.....	2	at Austin Peay (2/13/21)
Minutes	27	vs. Austin Peay (2/16/21)

Branson's Career Statistics at Southeast Missouri

Overall

Season	G-GS	Min	Avg	FG-FGA	Pct	3FG-3FGA	Pct	FT-FTA	Pct	Off	Def	Tot	Avg	PF	FO	A	TO	Blk	Stl	Pts	Avg
2020-21	27-2	426	15.8	27-52	.519	14-27	.519	14-15	.933	20	45	65	2.4	54	2	34	40	4	8	82	3.0
2021-22	3-0	34	11.3	1-3	.333	0-2	.000	0-2	.000	0	4	4	1.3	5	0	4	1	0	1	2	0.7
Total	30-2	460	15.3	28-55	.509	14-29	.483	14-17	.824	20	49	69	2.3	59	2	38	41	4	9	84	2.8

Ohio Valley Conference Games Only

Season	G-GS	Min	Avg	FG-FGA	Pct	3FG-3FGA	Pct	FT-FTA	Pct	Off	Def	Tot	Avg	PF	FO	A	TO	Blk	Stl	Pts	Avg
2020-21	20-2	346	17.3	21-43	.488	10-21	.476	11-11	1.000	18	38	56	2.8	41	2	26	31	4	7	63	3.2

2021-22 SOUTHEAST MISSOURI BASKETBALL NOTES

MISSOURI BAPTIST // NOV. 22



5



// Guard
// Redshirt-Junior
// 6-3 // 205
// Antioch, Ill.
// Lake Forest Academy
// John A. Logan College

Harris' Game-by-Game Statistics

2021-22	FG	3P	FT	O/D	REB	E	PTS	A	TO	B	S	M
at Missouri State*	7-10	0-1	5-9	0/3	3	2	19	4	3	0	0	35
Youngstown State*	2-6	1-1	4-7	0/1	1	3	9	4	4	0	2	22
Arkansas State	0-2	0-1	2-2	0/2	2	2	2	0	2	0	0	14
Missouri Baptist												
at Incarnate Word												
vs. Portland												
vs. Montana State												
Webster University												
Evansville												
at Purdue Fort Wayne												
at Southern Illinois												
at Pepperdine												
at California Baptist												
at Murray State												
Austin Peay												
at Belmont												
at Tennessee State												
Tennessee Tech												
at SIU Edwardsville												
Tennessee State												
at Eastern Illinois												
Morehead State												
SIU Edwardsville												
at UT Martin												
Eastern Illinois												
at Austin Peay												
Belmont												
at Tennessee Tech												
at Morehead State												
UT Martin												
Murray State												
Totals	9-18	1-3	11-18	0/6	6	7	30	8	9	0	2	71

* - Game Started

2021-22 Season-Highs

Points.....19	at Missouri State (11/9/21)
Total Rebounds.....3	at Missouri State (11/9/21)
Offensive.....-	-
Defensive.....3	at Missouri State (11/9/21)
FG Made.....7	at Missouri State (11/9/21)
FG Attempted.....10	at Missouri State (11/9/21)
3-Point FG Made.....1	vs. Youngstown State (11/13/21)
3-Point FG Attempted.....1	3x, last vs. Arkansas State (11/19/21)
FT Made.....5	at Missouri State (11/9/21)
FT Attempted.....9	at Missouri State (11/9/21)
Assists.....4	2x, last vs. Youngstown State (11/13/21)
Blocks.....-	-
Steals.....2	2x, last vs. Youngstown State (11/13/21)
Minutes.....35	at Missouri State (11/9/21)

Career-Highs

Points.....23	vs. UT Martin (12/18/20)
Total Rebounds.....6	at Indiana State (12/22/20)
Offensive.....2	at SIU Edwardsville (2/27/21)
Defensive.....5	3x, last at Tennessee State (1/19/21)
FG Made.....7	4x, last at Missouri State (11/9/21)
FG Attempted.....18	vs. Tennessee State (1/2/21)
3-Point FG Made.....4	2x, last vs. Eastern Kentucky (2/20/21)
3-Point FG Attempted.....10	vs. Tennessee State (1/2/21)
FT Made.....10	at Tennessee State (1/19/21)
FT Attempted.....12	2x, last vs. Austin Peay (2/16/21)
Assists.....9	at Eastern Illinois (2/25/21)
Blocks.....2	vs. Tennessee State (1/2/21)
Steals.....4	vs. Eastern Kentucky (2/22/21)
Minutes.....43	vs. Tennessee State (1/2/21)

Harris' Career Statistics at Southeast Missouri

Overall																					
Season	G-GS	Min	Avg	FG-FGA	Pct	3FG-3FGA	Pct	FT-FTA	Pct	Off	Def	Tot	Avg	PF	FO	A	TO	Blk	Stl	Pts	Avg
2019-20	2-0	74	37.0	9-15	.600	5-7	.714	8-10	.800	0	6	6	3.0	5	0	2	5	1	0	31	15.5
2020-21	26-26	786	30.2	93-262	.355	38-134	.284	97-132	.735	7	53	60	2.3	50	1	88	64	2	25	321	12.3
2021-22	3-2	71	23.7	9-18	.500	1-3	.333	11-18	.611	0	6	6	2.0	7	0	8	9	0	2	30	10.0
Total	31-28	911	29.4	111-295	.376	44-144	.306	116-160	.725	7	65	72	2.3	62	1	98	78	3	27	382	12.3
Ohio Valley Conference Games Only																					
Season	G-GS	Min	Avg	FG-FGA	Pct	3FG-3FGA	Pct	FT-FTA	Pct	Off	Def	Tot	Avg	PF	FO	A	TO	Blk	Stl	Pts	Avg
2020-21	19-19	574	30.2	59-178	.331	25-95	.263	76-96	.792	4	41	45	2.4	35	0	70	46	2	23	219	11.5



2021-22 SOUTHEAST MISSOURI BASKETBALL NOTES

MISSOURI BAPTIST // NOV. 22



14



// Center
// Junior
// 6-9 // 250
// Broward County, Fla.
// American Heritage H.S.
// Seminole State College

Nate JOHNSON

2021-22: Saw action for the first time this season when he scored two points in six minutes off the bench vs. Arkansas State (11/19)...Missed the first two games due to injury.

Johnson's Game-by-Game Statistics

2021-22	FG	3P	FT	O/D	REB	F	PTS	A	TO	B	S	M
at Missouri State	DNP	-	-	-	-	-	-	-	-	-	-	-
Youngstown State	DNP	-	-	-	-	-	-	-	-	-	-	-
Arkansas State	1-2	0-0	0-1	0/0	0	2	2	0	0	0	0	6
Missouri Baptist at Incarnate Word vs. Portland												
vs. Montana State Webster University												
Evansville												
at Purdue Fort Wayne												
at Southern Illinois												
at Pepperdine												
at California Baptist												
at Murray State												
Austin Peay												
at Belmont												
at Tennessee State												
Tennessee Tech												
at SIU Edwardsville												
Tennessee State												
at Eastern Illinois												
Morehead State												
SIU Edwardsville												
at UT Martin												
Eastern Illinois												
at Austin Peay												
Belmont												
at Tennessee Tech												
at Morehead State												
UT Martin												
Murray State												
Totals	1-2	0-0	0-1	0/0	0	2	2	0	0	0	0	6

* - Game Started

2021-22 Season-Highs

Points	2	vs. Arkansas State (11/19/21)
Total Rebounds	-	-
Offensive	-	-
Defensive	-	-
FG Made	1	vs. Arkansas State (11/19/21)
FG Attempted	2	vs. Arkansas State (11/19/21)
3-Point FG Made	-	-
3-Point FG Attempted	-	-
FT Made	-	-
FT Attempted	-	-
Assists	-	-
Blocks	-	-
Steals	-	-
Minutes	6	vs. Arkansas State (11/19/21)

Career-Highs

Points	10	at Eastern Illinois (2/25/21)
Total Rebounds	5	2x, last vs. Austin Peay (2/16/21)
Offensive	3	2x, last at Evansville (12/15/20)
Defensive	4	vs. Austin Peay (2/16/21)
FG Made	5	at Eastern Illinois (2/25/21)
FG Attempted	10	at Eastern Illinois (2/25/21)
3-Point FG Made	-	-
3-Point FG Attempted	-	-
FT Made	2	2x, last vs. Jacksonville State (2/6/21)
FT Attempted	3	2x, last vs. Jacksonville State (2/6/21)
Assists	2	vs. Kansas City (11/28/20)
Blocks	3	vs. Murray State (2/1/21)
Steals	1	4x, last vs. Eastern Kentucky (2/20/21)
Minutes	15	2x, last at Eastern Illinois (2/25/21)


Johnson's Career Statistics at Southeast Missouri

Overall

Season	G-GS	Min	Avg	FG-FGA	Pct	3FG-3FGA	Pct	FT-FTA	Pct	Off	Def	Tot	Avg	PF	FO	A	TO	Blk	Stl	Pts	Avg
2020-21	25-0	224	9.0	28-54	.519	0-0	.000	9-22	.409	20	32	52	2.1	33	0	8	17	10	4	65	2.6
2021-22	1-0	6	6.0	1-2	.500	0-0	.000	0-1	.000	0	0	0	0.0	2	0	0	0	0	0	2	2.0
Total	26-0	230	8.8	29-56	.518	0-0	.000	9-23	.391	20	32	52	2.0	35	0	8	17	10	4	67	2.6

Ohio Valley Conference Games Only

Season	G-GS	Min	Avg	FG-FGA	Pct	3FG-3FGA	Pct	FT-FTA	Pct	Off	Def	Tot	Avg	PF	FO	A	TO	Blk	Stl	Pts	Avg
2020-21	18-0	149	8.3	21-41	.512	0-0	.000	7-19	.368	11	22	33	1.8	24	0	3	14	7	4	49	2.7



4



// Forward
 // Freshman
 // 6-9 // 180
 // Fennimore, Wis.
 // Fennimore H.S.

Adam LARSON //

2021-22: Did not see action the first three games.

Larson's Game-by-Game Statistics

2021-22	FG	3P	FT	O/D	REB	E	PTS	A	TO	B	S	M
at Missouri State	DNP	-	-	-	-	-	-	-	-	-	-	-
Youngstown State	DNP	-	-	-	-	-	-	-	-	-	-	-
Arkansas State	DNP	-	-	-	-	-	-	-	-	-	-	-
Missouri Baptist												
at Incarnate Word												
vs. Portland												
vs. Montana State												
Webster University												
Evansville												
at Purdue Fort Wayne												
at Southern Illinois												
at Pepperdine												
at California Baptist												
at Murray State												
Austin Peay												
at Belmont												
at Tennessee State												
Tennessee Tech												
at SIU Edwardsville												
Tennessee State												
at Eastern Illinois												
Morehead State												
SIU Edwardsville												
at UT Martin												
Eastern Illinois												
at Austin Peay												
Belmont												
at Tennessee Tech												
at Morehead State												
UT Martin												
Murray State												
Totals												

* - Game Started

2021-22 Season/Career-Highs

Points	-
Total Rebounds	-
Offensive	-
Defensive	-
FG Made	-
FG Attempted.....	-
3-Point FG Made.....	-
3-Point FG Attempted.....	-
FT Made.....	-
FT Attempted.....	-
Assists	-
Blocks.....	-
Steals.....	-
Minutes	-

Larson's Career Statistics at Southeast Missouri

Overall																					
Season	G-GS	Min	Avg	FG-FGA	Pct	3FG-3FGA	Pct	FT-FTA	Pct	Off	Def	Tot	Avg	PF	FO	A	TO	Blk	Stl	Pts	Avg
2021-22																					
Ohio Valley Conference Games Only																					
Season	G-GS	Min	Avg	FG-FGA	Pct	3FG-3FGA	Pct	FT-FTA	Pct	Off	Def	Tot	Avg	PF	FO	A	TO	Blk	Stl	Pts	Avg
2021-22																					



2021-22 SOUTHEAST MISSOURI BASKETBALL NOTES

MISSOURI BAPTIST // NOV. 22



13



// Guard
 // Sophomore
 // 6-2 // 175
 // Sikeston, Mo.
 // Sikeston H.S.
 // Maryville University

Parker LONG

2021-22: Came off the bench to average 3.5 points in Southeast Missouri's first two games...Scored five points on 2-of-2 field goals at Missouri State (11/9)...Made a 3-pointer and logged five minutes in that contest.

Long's Game-by-Game Statistics

2021-22	FG	3P	FT	O/D	REB	F	PTS	A	TO	B	S	M
at Missouri State	2-2	1-1	0-0	0/0	0	0	5	0	1	0	1	5
Youngstown State	1-2	1-2	1-2	0/2	2	0	4	0	0	1	0	6
Arkansas State	DNP	-	-	-	-	-	-	-	-	-	-	-
Missouri Baptist												
at Incarnate Word												
vs. Portland												
vs. Montana State												
Webster University												
Evansville												
at Purdue Fort Wayne												
at Southern Illinois												
at Pepperdine												
at California Baptist												
at Murray State												
Austin Peay												
at Belmont												
at Tennessee State												
Tennessee Tech												
at SIU Edwardsville												
Tennessee State												
at Eastern Illinois												
Morehead State												
SIU Edwardsville												
at UT Martin												
Eastern Illinois												
at Austin Peay												
Belmont												
at Tennessee Tech												
at Morehead State												
UT Martin												
Murray State												
Totals	3-4	2-3	1-2	0/2	2	0	9	0	1	1	1	11

* - Game Started

2021-22 Season-Highs

Points	5	at Missouri State (11/9/21)
Total Rebounds	2	vs. Youngstown State (11/13/21)
Offensive	-	-
Defensive	2	vs. Youngstown State (11/13/21)
FG Made	2	at Missouri State (11/9/21)
FG Attempted	2	2x, last vs. Youngstown State (11/13/21)
3-Point FG Made	1	2x, last vs. Youngstown State (11/13/21)
3-Point FG Attempted	2	vs. Youngstown State (11/13/21)
FT Made	1	vs. Youngstown State (11/13/21)
FT Attempted	2	vs. Youngstown State (11/13/21)
Assists	-	-
Blocks	1	vs. Youngstown State (11/13/21)
Steals	1	at Missouri State (11/9/21)
Minutes	6	vs. Youngstown State (11/13/21)

Career-Highs

Points	5	2x, last at Missouri State (11/9/21)
Total Rebounds	4	vs. Eastern Illinois (1/30/21)
Offensive	2	vs. Eastern Illinois (1/30/21)
Defensive	2	2x, last vs. Youngstown State (11/13/21)
FG Made	2	2x, last at Missouri State (11/9/21)
FG Attempted	2	4x, last vs. Youngstown State (11/13/21)
3-Point FG Made	1	5x, last vs. Youngstown State (11/13/21)
3-Point FG Attempted	2	2x, last vs. Youngstown State (11/13/21)
FT Made	1	vs. Youngstown State (11/13/21)
FT Attempted	2	vs. Youngstown State (11/13/21)
Assists	1	2x, last at Eastern Illinois (2/25/21)
Blocks	1	vs. Youngstown State (11/13/21)
Steals	1	3x, last at Missouri State (11/9/21)
Minutes	10	at Eastern Illinois (2/25/21)

Long's Career Statistics at Southeast Missouri

Overall																					
Season	G-GS	Min	Avg	FG-FGA	Pct	3FG-3FGA	Pct	FT-FTA	Pct	Off	Def	Tot	Avg	PF	FO	A	TO	Blk	Stl	Pts	Avg
2020-21	15-0	71	4.7	4-7	.571	3-4	.750	0-0	.000	4	5	9	0.6	5	0	2	4	0	2	11	0.7
2021-22	2-0	11	5.5	3-4	.750	2-3	.667	1-2	.500	0	2	2	1.0	0	0	0	1	1	1	9	4.5
Total	17-0	82	4.8	7-11	.636	5-7	.714	1-2	.500	4	7	11	0.6	5	0	2	5	1	3	20	1.2
Ohio Valley Conference Games Only																					
Season	G-GS	Min	Avg	FG-FGA	Pct	3FG-3FGA	Pct	FT-FTA	Pct	Off	Def	Tot	Avg	PF	FO	A	TO	Blk	Stl	Pts	Avg
2020-21	14-0	65	4.6	4-6	.667	3-4	.750	0-0	.000	3	5	8	0.6	5	0	2	3	0	2	11	0.8

2021-22 SOUTHEAST MISSOURI BASKETBALL NOTES

MISSOURI BAPTIST // NOV. 22



11



// Guard
// Sophomore
// 6-1 // 180
// Atlanta, Ga.
// Scotland Prep (Pa.)

DQ NICHOLAS

2021-22: Ranks third on the team in scoring with 9.7 points per game...Is shooting 55 percent (11-of-20) from the field, second-best on the team...Scored 17 points on a near-perfect 7-of-8 field goals and a perfect 3-of-3 free throws against Youngstown State (11/13).

Nicholas' Game-by-Game Statistics

2021-22	FG	3P	FT	O/D	REB	E	PTS	A	TO	B	S	M
at Missouri State	1-2	0-1	2-2	0/4	4	2	4	1	1	1	1	19
Youngstown State	7-8	0-0	3-3	0/4	4	1	17	0	1	1	0	28
Arkansas State*	3-10	0-2	2-2	2/3	5	0	8	1	3	0	0	26
Missouri Baptist												
at Incarnate Word												
vs. Portland												
vs. Montana State												
Webster University												
Evansville												
at Purdue Fort Wayne												
at Southern Illinois												
at Pepperdine												
at California Baptist												
at Murray State												
Austin Peay												
at Belmont												
at Tennessee State												
Tennessee Tech												
at SIU Edwardsville												
Tennessee State												
at Eastern Illinois												
Morehead State												
SIU Edwardsville												
at UT Martin												
Eastern Illinois												
at Austin Peay												
Belmont												
at Tennessee Tech												
at Morehead State												
UT Martin												
Murray State												
Totals	11-20	0-3	7-7	2/11	13	3	29	2	5	2	1	73

* - Game Started

2021-22 Season-Highs

Points.....17	vs. Youngstown State (11/13/21)
Total Rebounds.....5	vs. Arkansas State (11/19/21)
Offensive.....2	vs. Arkansas State (11/19/21)
Defensive.....4	2x, last vs. Youngstown State (11/13/21)
FG Made.....7	vs. Youngstown State (11/13/21)
FG Attempted.....10	vs. Arkansas State (11/19/21)
3-Point FG Made.....-	-
3-Point FG Attempted.....2	vs. Arkansas State (11/19/21)
FT Made.....3	vs. Youngstown State (11/13/21)
FT Attempted.....3	vs. Youngstown State (11/13/21)
Assists.....1	2x, last vs. Arkansas State (11/19/21)
Blocks.....1	2x, last vs. Youngstown State (11/13/21)
Steals.....1	at Missouri State (11/9/21)
Minutes.....28	vs. Youngstown State (11/13/21)

Career-Highs

Points.....24	vs. The Citadel (11/19/19)
Total Rebounds.....10	vs. Eastern Kentucky (2/20/21)
Offensive.....2	4x, last vs. Arkansas State (11/19/21)
Defensive.....10	vs. Eastern Kentucky (2/20/21)
FG Made.....9	vs. The Citadel (11/19/19)
FG Attempted.....16	vs. The Citadel (11/19/19)
3-Point FG Made.....3	2x, last at Morehead State (1/21/21)
3-Point FG Attempted.....6	at Tennessee State (1/19/21)
FT Made.....17	vs. Tennessee State (1/2/21)
FT Attempted.....19	vs. Tennessee State (1/2/21)
Assists.....8	at Tennessee Tech (12/30/20)
Blocks.....1	10x, last vs. Youngstown State (11/13/21)
Steals.....3	5x, last vs. Austin Peay (2/16/21)
Minutes.....44	vs. Tennessee State (1/2/21)


Nicholas' Career Statistics at Southeast Missouri

Overall																					
Season	G-GS	Min	Avg	FG-FGA	Pct	3FG-3FGA	Pct	FT-FTA	Pct	Off	Def	Tot	Avg	PF	FO	A	TO	Blk	Stl	Pts	Avg
2019-20	30-19	731	24.4	72-182	.396	18-60	.300	65-88	.739	7	67	74	2.5	48	0	50	48	5	22	227	7.6
2020-21	27-27	797	29.5	71-183	.388	16-59	.271	79-110	.718	14	106	120	4.4	65	2	86	85	3	30	237	8.8
2021-22	3-1	73	24.3	11-20	.550	0-3	.000	7-7	1.000	2	11	13	4.3	3	0	2	5	2	1	29	9.7
Total	60-47	1601	26.7	154-385	.400	34-122	.279	151-205	.737	23	184	207	3.5	116	2	138	138	10	53	493	8.2
Ohio Valley Conference Games Only																					
Season	G-GS	Min	Avg	FG-FGA	Pct	3FG-3FGA	Pct	FT-FTA	Pct	Off	Def	Tot	Avg	PF	FO	A	TO	Blk	Stl	Pts	Avg
2019-20	17-7	394	23.2	38-99	.384	9-32	.281	30-42	.714	5	34	39	2.3	27	0	33	23	2	14	115	6.8
2020-21	20-20	604	30.2	54-131	.412	14-45	.311	60-85	.706	12	88	100	5.0	41	0	70	62	1	21	182	9.1
Total	37-27	998	27.0	92-230	.400	23-77	.299	90-127	.709	17	122	139	3.8	68	0	103	85	3	35	297	8.0



2021-22 SOUTHEAST MISSOURI BASKETBALL NOTES

MISSOURI BAPTIST // NOV. 22



10



- // Forward
- // Senior
- // 6-8 // 220
- // Chicago, Ill.
- // Kenwood Academy
- // Green Bay

Manny PATTERSON

2021-22: Averages 7.7 points and 4.3 rebounds per game...Ranks tied for second on the team in rebounding...Scored 11 second-half points for his first double-digit scoring game of the season at Missouri State (11/9)...Led Southeast Missouri with seven rebounds and made a perfect 7-of-7 free throws against the Bears.

Patterson's Game-by-Game Statistics

2021-22	FG	3P	FT	O/D	REB	F	PTS	A	TO	B	S	M
at Missouri State	2-5	0-0	7-7	3/4	7	4	11	0	1	0	0	18
Youngstown State	2-3	0-0	2-3	2/1	3	3	6	0	1	0	0	16
Arkansas State	3-4	0-0	0-0	2/1	3	4	6	0	3	0	0	12
Missouri Baptist												
at Incarnate Word												
vs. Portland												
vs. Montana State												
Webster University												
Evansville												
at Purdue Fort Wayne												
at Southern Illinois												
at Pepperdine												
at California Baptist												
at Murray State												
Austin Peay												
at Belmont												
at Tennessee State												
Tennessee Tech												
at SIU Edwardsville												
Tennessee State												
at Eastern Illinois												
Morehead State												
SIU Edwardsville												
at UT Martin												
Eastern Illinois												
at Austin Peay												
Belmont												
at Tennessee Tech												
at Morehead State												
UT Martin												
Murray State												
Totals	7-12	0-0	9-10	7/6	13	11	23	0	5	0	0	46

* - Game Started

2021-22 Season-Highs

Points	11	at Missouri State (11/9/21)
Total Rebounds	7	at Missouri State (11/9/21)
Offensive	3	at Missouri State (11/9/21)
Defensive	4	at Missouri State (11/9/21)
FG Made	3	vs. Arkansas State (11/19/21)
FG Attempted.....	5	at Missouri State (11/9/21)
3-Point FG Made.....	-	-
3-Point FG Attempted.....	-	-
FT Made.....	7	at Missouri State (11/9/21)
FT Attempted.....	7	at Missouri State (11/9/21)
Assists	-	-
Blocks.....	-	-
Steals.....	-	-
Minutes	18	at Missouri State (11/9/21)

Career-Highs

Points	22	vs. Tennessee Tech (2/4/21)
Total Rebounds	7	2x, last at Missouri State (11/9/21)
Offensive	3	4x, last at Missouri State (11/9/21)
Defensive	6	vs. Tennessee Tech (2/4/21)
FG Made	10	vs. Tennessee Tech (2/4/21)
FG Attempted.....	14	vs. Tennessee Tech (2/4/21)
3-Point FG Made.....	-	-
3-Point FG Attempted.....	-	-
FT Made.....	7	at Missouri State (11/9/21)
FT Attempted.....	7	2x, last at Missouri State (11/9/21)
Assists	1	7x, last vs. Morehead State (3/3/21)
Blocks.....	4	vs. Austin Peay (2/16/21)
Steals.....	1	3x, last at SIU Edwardsville (2/27/21)
Minutes	26	vs. Tennessee Tech (2/4/21)

Patterson's Career Statistics at Southeast Missouri

Overall																					
Season	G-GS	Min	Avg	FG-FGA	Pct	3FG-3FGA	Pct	FT-FTA	Pct	Off	Def	Tot	Avg	PF	FO	A	TO	Blk	Stl	Pts	Avg
2020-21	22-12	282	12.8	44-87	.506	0-0	.000	34-44	.773	19	43	62	2.8	51	1	7	25	19	3	122	5.5
2021-22	3-0	46	15.3	7-12	.583	0-0	.000	9-10	.900	7	6	13	4.3	11	0	0	5	0	0	23	7.7
Total	25-12	328	13.1	51-99	.515	0-0	.000	43-54	.796	26	49	75	3.0	62	1	7	30	19	3	145	5.8
Ohio Valley Conference Games Only																					
Season	G-GS	Min	Avg	FG-FGA	Pct	3FG-3FGA	Pct	FT-FTA	Pct	Off	Def	Tot	Avg	PF	FO	A	TO	Blk	Stl	Pts	Avg
2020-21	20-11	254	12.7	40-79	.506	0-0	.000	30-39	.769	17	37	54	2.7	45	1	6	22	18	3	110	5.5

2021-22 SOUTHEAST MISSOURI BASKETBALL NOTES

MISSOURI BAPTIST // NOV. 22



3



// Guard
// Junior
// 6-2 // 190
// Baton Rouge, La.
// University Laboratory
// Howard College

Eric REED, JR.

2021-22: Southeast Missouri's top scorer with 17.7 points a game...Finished as SEMO's leading scorer all three games...Leads the team with five 3-pointers made and is shooting 85.7 percent (18-of-21) from the free throw line...Scored 21 points and made a 3-pointer with 11 seconds left to lift the Redhawks to their season-opening victory at Missouri State (11/9)...Shot 6-of-13 from the field and a perfect 7-of-7 at the free throw line in that contest...Played 35 minutes against the Bears...Followed that up with 17 points and a career-best 10-of-12 free throws vs. Youngstown State (11/13)...Rates fourth in the Ohio Valley Conference in scoring, fifth in free throw percentage, sixth in steals and first in minutes played (33.3 mpg).

Reed, Jr.'s Game-by-Game Statistics

2021-22	FG	3P	FT	O/D	REB	E	PTS	A	TO	B	S	M
at Missouri State*	6-13	2-5	7-7	1/1	2	2	21	0	3	0	2	35
Youngstown State*	3-13	1-7	10-12	0/3	3	2	17	2	0	0	0	31
Arkansas State*	6-13	2-4	1-2	1/1	2	2	15	3	1	0	3	34
Missouri Baptist												
at Incarnate Word												
vs. Portland												
vs. Montana State												
Webster University												
Evansville												
at Purdue Fort Wayne												
at Southern Illinois												
at Pepperdine												
at California Baptist												
at Murray State												
Austin Peay												
at Belmont												
at Tennessee State												
Tennessee Tech												
at SIU Edwardsville												
Tennessee State												
at Eastern Illinois												
Morehead State												
SIU Edwardsville												
at UT Martin												
Eastern Illinois												
at Austin Peay												
Belmont												
at Tennessee Tech												
at Morehead State												
UT Martin												
Murray State												
Totals	15-39	5-16	18-21	2/5	7	6	53	5	4	0	5	100

* - Game Started

2021-22 Season-Highs

Points.....21	at Missouri State (11/9/21)
Total Rebounds.....3	vs. Youngstown State (11/13/21)
Offensive.....1	2x, last vs. Arkansas State (11/19/21)
Defensive.....3	vs. Youngstown State (11/13/21)
FG Made.....6	2x, last vs. Arkansas State (11/19/21)
FG Attempted.....13	3x, last vs. Arkansas State (11/19/21)
3-Point FG Made.....2	2x, last vs. Arkansas State (11/19/21)
3-Point FG Attempted.....7	vs. Youngstown State (11/13/21)
FT Made.....10	vs. Youngstown State (11/13/21)
FT Attempted.....12	vs. Youngstown State (11/13/21)
Assists.....3	vs. Arkansas State (11/19/21)
Blocks.....-	-
Steals.....3	vs. Arkansas State (11/19/21)
Minutes.....35	at Missouri State (11/9/21)

Career-Highs

Points.....27	at Eastern Illinois (2/25/21)
Total Rebounds.....6	vs. Eastern Kentucky (2/20/21)
Offensive.....4	vs. Southern Illinois (12/2/20)
Defensive.....4	3x, last vs. Morehead State (3/3/21)
FG Made.....10	at Eastern Illinois (2/25/21)
FG Attempted.....16	3x, last vs. Morehead State (3/3/21)
3-Point FG Made.....7	at Eastern Illinois (2/25/21)
3-Point FG Attempted.....9	2x, last vs. Morehead State (3/3/21)
FT Made.....10	vs. Youngstown State (11/13/21)
FT Attempted.....12	vs. Youngstown State (11/13/21)
Assists.....6	vs. Eastern Kentucky (2/20/21)
Blocks.....1	2x, last vs. UT Martin (12/18/20)
Steals.....3	3x, last vs. Arkansas State (11/19/21)
Minutes.....42	vs. Tennessee State (1/2/21)

Reed, Jr.'s Career Statistics at Southeast Missouri

Overall																					
Season	G-GS	Min	Avg	FG-FGA	Pct	3FG-3FGA	Pct	FT-FTA	Pct	Off	Def	Tot	Avg	PF	FO	A	TO	Blk	Stl	Pts	Avg
2020-21	27-22	799	29.6	106-224	.473	61-133	.459	24-39	.615	25	45	70	2.6	48	0	35	33	2	16	297	11.0
2021-22	3-3	100	33.3	15-39	.385	5-16	.313	18-21	.857	2	5	7	2.3	6	0	5	4	0	5	53	17.7
Total	30-25	899	30.0	121-263	.460	66-149	.443	42-60	.700	27	50	77	2.6	54	0	40	37	2	21	350	11.7
Ohio Valley Conference Games Only																					
Season	G-GS	Min	Avg	FG-FGA	Pct	3FG-3FGA	Pct	FT-FTA	Pct	Off	Def	Tot	Avg	PF	FO	A	TO	Blk	Stl	Pts	Avg
2020-21	20-19	597	29.9	76-167	.455	44-103	.427	21-33	.636	15	33	48	2.4	32	0	32	27	1	12	217	10.9



2021-22 SOUTHEAST MISSOURI BASKETBALL NOTES

MISSOURI BAPTIST // NOV. 22



25



// Guard
// Junior
// 6-4 // 205
// Houston, Texas
// ASPIRE Academy
(Louisville, Ky.)

Nygal RUSSELL

2021-22: Fourth-leading scorer (9.0 ppg) and top rebounder (8.7 rpg)...Went a flawless 6-of-6 from the field and finished with 14 points and six rebounds at Missouri State (11/9)...Played 18 minutes off the bench...Registered the first double-double of his career with 11 points and 11 rebounds vs. Youngstown State (11/13)...Finished with nine rebounds vs. Arkansas State (11/19).

Russell's Game-by-Game Statistics

2021-22	FG	3P	FT	O/D	REB	E	PTS	A	TO	B	S	M
at Missouri State	6-6	1-1	1-1	0/6	6	4	14	2	0	0	1	18
Youngstown State	3-7	1-2	4-4	4/7	11	1	11	0	0	0	1	25
Arkansas State	1-5	0-3	0-0	3/6	9	0	2	2	1	0	0	24
Missouri Baptist												
at Incarnate Word												
vs. Portland												
vs. Montana State												
Webster University												
Evansville												
at Purdue Fort Wayne												
at Southern Illinois												
at Pepperdine												
at California Baptist												
at Murray State												
Austin Peay												
at Belmont												
at Tennessee State												
Tennessee Tech												
at SIU Edwardsville												
Tennessee State												
at Eastern Illinois												
Morehead State												
SIU Edwardsville												
at UT Martin												
Eastern Illinois												
at Austin Peay												
Belmont												
at Tennessee Tech												
at Morehead State												
UT Martin												
Murray State												
Totals	10-18	2-6	5-5	7/19	26	5	27	4	1	0	2	67

* - Game Started

2021-22 Season-Highs

Points.....	14	at Missouri State (11/9/21)
Total Rebounds.....	11	vs. Youngstown State (11/13/21)
Offensive.....	4	vs. Youngstown State (11/13/21)
Defensive.....	7	vs. Youngstown State (11/13/21)
FG Made.....	6	at Missouri State (11/9/21)
FG Attempted.....	6	at Missouri State (11/9/21)
3-Point FG Made.....	1	2x, last vs. Youngstown State (11/13/21)
3-Point FG Attempted.....	3	vs. Arkansas State (11/19/21)
FT Made.....	4	vs. Youngstown State (11/13/21)
FT Attempted.....	4	vs. Youngstown State (11/13/21)
Assists.....	2	2x, last vs. Arkansas State (11/19/21)
Blocks.....	-	-
Steals.....	1	2x, last vs. Youngstown State (11/13/21)
Minutes.....	25	vs. Youngstown State (11/13/21)

Career-Highs

Points.....	21	vs. Tennessee Tech (2/8/20)
Total Rebounds.....	11	2x, last vs. Youngstown State (11/13/21)
Offensive.....	4	3x, last vs. Youngstown State (11/13/21)
Defensive.....	7	6x, last vs. Youngstown State (11/13/21)
FG Made.....	8	vs. Tennessee Tech (2/8/20)
FG Attempted.....	11	vs. Tennessee Tech (2/8/20)
3-Point FG Made.....	4	vs. Tennessee Tech (2/8/20)
3-Point FG Attempted.....	6	2x, last vs. UT Martin (2/13/20)
FT Made.....	8	2x, last at Eastern Illinois (2/25/21)
FT Attempted.....	10	at Eastern Illinois (2/25/21)
Assists.....	6	2x, last vs. UT Martin (12/18/20)
Blocks.....	2	vs. Kansas City (11/28/20)
Steals.....	6	vs. SIUE (1/28/21)
Minutes.....	38	vs. Southern Illinois (12/2/20)

Russell's Career Statistics at Southeast Missouri

Overall

Season	G-GS	Min	Avg	FG-FGA	Pct	3FG-3FGA	Pct	FT-FTA	Pct	Off	Def	Tot	Avg	PE	FO	A	TO	Blk	Stl	Pts	Avg
2018-19	31-9	499	16.1	53-147	.361	16-53	.302	43-62	.694	13	69	82	2.6	60	2	44	40	2	13	165	5.3
2019-20	28-7	512	18.3	64-148	.432	23-67	.343	25-36	.694	11	69	80	2.9	47	0	42	44	2	19	176	6.3
2020-21	27-7	512	19.0	37-100	.370	7-40	.175	24-42	.571	29	78	107	4.0	58	2	27	34	3	29	105	3.9
2021-22	3-0	67	22.3	10-18	.556	2-6	.333	5-5	1.000	7	19	26	8.7	5	0	4	1	0	2	27	9.0
Total	89-23	1590	17.9	164-413	.397	48-166	.289	97-145	.669	60	235	295	3.3	170	4	117	119	7	63	473	5.3

Ohio Valley Conference Games Only

Season	G-GS	Min	Avg	FG-FGA	Pct	3FG-3FGA	Pct	FT-FTA	Pct	Off	Def	Tot	Avg	PE	FO	A	TO	Blk	Stl	Pts	Avg
2018-19	18-8	297	16.5	33-93	.355	11-34	.324	37-50	.740	7	33	40	2.2	38	1	28	24	2	8	114	6.3
2019-20	16-7	354	22.1	47-101	.465	22-52	.423	15-22	.682	7	43	50	3.1	30	0	31	28	1	12	131	8.2
2020-21	20-1	332	16.6	27-69	.391	4-27	.148	15-27	.556	18	46	64	3.2	37	0	23	20	0	19	73	3.7
Total	54-16	983	18.2	107-263	.407	37-113	.327	67-99	.677	32	122	154	2.9	105	1	82	72	3	39	318	5.9



1



// Guard
 // Freshman
 // 5-10 // 165
 // St. Louis, Mo.
 // Vashon H.S.
 // Saint Louis

Phillip RUSSELL

2021-22: Averages nine points a game through three starts...Scored double figures in two of his first three starts...Scored 11 points vs. Youngstown State (11/13)...Pitched in a season-high 13 points vs. Arkansas State (11/19)...Tied for first on the team with five 3-pointers made.

Russell's Game-by-Game Statistics

2021-22	FG	3P	FT	O/D	REB	E	PTS	A	TO	B	S	M
at Missouri State*	0-5	0-2	3-4	0/3	3	3	3	2	1	0	1	25
Youngstown State*	4-8	3-4	0-0	1/0	1	5	11	1	2	0	0	17
Arkansas State*	3-8	2-5	5-6	0-1	1	2	13	2	1	0	0	29
Missouri Baptist												
at Incarnate Word												
vs. Portland												
vs. Montana State												
Webster University												
Evansville												
at Purdue Fort Wayne												
at Southern Illinois												
at Pepperdine												
at California Baptist												
at Murray State												
Austin Peay												
at Belmont												
at Tennessee State												
Tennessee Tech												
at SIU Edwardsville												
Tennessee State												
at Eastern Illinois												
Morehead State												
SIU Edwardsville												
at UT Martin												
Eastern Illinois												
at Austin Peay												
Belmont												
at Tennessee Tech												
at Morehead State												
UT Martin												
Murray State												
Totals	7-21	5-11	8-10	1/4	5	10	27	5	4	0	1	71

* - Game Started

2021-22 Season/Career-Highs

Points	13	vs. Arkansas State (11/19/21)
Total Rebounds	3	at Missouri State (11/9/21)
Offensive	1	vs. Youngstown State (11/13/21)
Defensive	3	at Missouri State (11/9/21)
FG Made	4	vs. Youngstown State (11/13/21)
FG Attempted	8	2x, last vs. Arkansas State (11/19/21)
3-Point FG Made	3	vs. Youngstown State (11/13/21)
3-Point FG Attempted	5	vs. Arkansas State (11/19/21)
FT Made	5	vs. Arkansas State (11/19/21)
FT Attempted	6	vs. Arkansas State (11/19/21)
Assists	2	2x, last vs. Arkansas State (11/19/21)
Blocks	-	-
Steals	1	at Missouri State (11/9/21)
Minutes	29	vs. Arkansas State (11/19/21)

Russell's Career Statistics at Southeast Missouri

Overall																					
Season	G-GS	Min	Avg	FG-FGA	Pct	3FG-3FGA	Pct	FT-FTA	Pct	Off	Def	Tot	Avg	PF	FO	A	TO	Blk	Stl	Pts	Avg
2021-22	3-3	71	23.7	7-21	.333	5-11	.455	8-10	.800	1	4	5	1.7	10	1	5	4	0	1	27	9.0
Ohio Valley Conference Games Only																					
Season	G-GS	Min	Avg	FG-FGA	Pct	3FG-3FGA	Pct	FT-FTA	Pct	Off	Def	Tot	Avg	PF	FO	A	TO	Blk	Stl	Pts	Avg
2021-22																					



MISSOURI BAPTIST // NOV. 22



Nolan TAYLOR //////////////////////////////////////

Taylor's Game-by-Game Statistics

[illegible]

* - Game Started

Points	-
Total Rebounds	-
Offensive	-
Defensive	-
FG Made	-
FG Attempted.....	-
3-Point FG Made.....	-
3-Point FG Attempted.....	-
FT Made.....	-
FT Attempted.....	-
Assists	-
Blocks.....	-
Steals.....	-
Minutes	-

Points	16	vs. Lipscomb (12/7/20)
Total Rebounds	9	at Evansville (12/15/20)
Offensive	5	vs. Lipscomb (12/7/20)
Defensive	9	at Evansville (12/15/20)
FG Made	6	2x, last at Evansville (12/15/20)
FG Attempted.....	11	2x, last at Evansville (12/15/20)
3-Point FG Made.....	-	-
3-Point FG Attempted.....	-	-
FT Made.....	6	4x, last at Tennessee State (1/19/21)
FT Attempted.....	11	vs. Tennessee State (1/2/21)
Assists	5	vs. Lipscomb (12/7/20)
Blocks.....	1	2x, last at Lipscomb (12/9/20)
Steals.....	1	5x, last at Belmont (1/7/21)
Minutes	29	at Evansville (12/15/20)

Overall

Season	G-GS	Min	Avg	FG-FGA	Pct	3FG-3FGA	Pct	FT-FTA	Pct	Off	Def	Tot	Avg	PF	FO	A	TO	Blk	Stl	Pts	Avg
2020-21	18-15	330	18.3	59-106	.557	0-0	.000	40-64	.625	24	49	73	4.1	42	0	16	17	2	5	158	8.8
Ohio Valley Conference Games Only																					
Season	G-GS	Min	Avg	FG-FGA	Pct	3FG-3FGA	Pct	FT-FTA	Pct	Off	Def	Tot	Avg	PF	FO	A	TO	Blk	Stl	Pts	Avg
2020-21	12-9	188	15.7	33-59	.559	0-0	.000	20-36	.556	11	21	32	2.7	26	0	7	12	0	3	86	7.2

2021-22 SOUTHEAST MISSOURI BASKETBALL NOTES

MISSOURI BAPTIST // NOV. 22



2



- // Forward
- // Freshman
- // 6-7 // 230
- // Omaha, Neb.
- // Westside H.S.
- // Western Nebraska CC

Chase THOMPSON

2021-22: Averages 3.5 points in two games off the bench...Scored four points in nine minutes during his first NCAA Division I game at Missouri State (11/9).

Thompson's Game-by-Game Statistics

2021-22	FG	3P	FT	O/D	REB	E	PTS	A	TO	B	S	M
at Missouri State	1-3	1-3	1-2	0/1	1	2	4	0	0	0	0	9
Youngstown State	1-4	1-4	0-0	0/1	1	4	3	1	0	0	0	11
Arkansas State	DNP	-	-	-	-	-	-	-	-	-	-	-
Missouri Baptist												
at Incarnate Word												
vs. Portland												
vs. Montana State												
Webster University												
Evansville												
at Purdue Fort Wayne												
at Southern Illinois												
at Pepperdine												
at California Baptist												
at Murray State												
Austin Peay												
at Belmont												
at Tennessee State												
Tennessee Tech												
at SIU Edwardsville												
Tennessee State												
at Eastern Illinois												
Morehead State												
SIU Edwardsville												
at UT Martin												
Eastern Illinois												
at Austin Peay												
Belmont												
at Tennessee Tech												
at Morehead State												
UT Martin												
Murray State												
Totals	2-7	2-7	1-2	0/2	2	6	7	1	0	0	0	20

* - Game Started

2021-22 Season/Career-Highs

Points	4	at Missouri State (11/9/21)
Total Rebounds	1	2x, last vs. Youngstown State (11/13/21)
Offensive	-	-
Defensive	1	2x, last vs. Youngstown State (11/13/21)
FG Made	1	2x, last vs. Youngstown State (11/13/21)
FG Attempted	4	vs. Youngstown State (11/13/21)
3-Point FG Made	1	2x, last vs. Youngstown State (11/13/21)
3-Point FG Attempted	4	vs. Youngstown State (11/13/21)
FT Made	1	at Missouri State (11/9/21)
FT Attempted	2	at Missouri State (11/9/21)
Assists	1	vs. Youngstown State (11/13/21)
Blocks	-	-
Steals	-	-
Minutes	11	vs. Youngstown State (11/13/21)


Thompson's Career Statistics at Southeast Missouri

Season	G-GS	Min	Avg	FG-FGA	Pct	3FG-3FGA	Pct	FT-FTA	Pct	Off	Def	Tot	Avg	PF	FO	A	TO	Blk	Stl	Pts	Avg
2021-22	2-0	20	10.0	2-7	.286	2-7	.286	1-2	.500	0	2	2	1.0	6	0	1	0	0	0	7	3.5
Ohio Valley Conference Games Only																					
Season	G-GS	Min	Avg	FG-FGA	Pct	3FG-3FGA	Pct	FT-FTA	Pct	Off	Def	Tot	Avg	PF	FO	A	TO	Blk	Stl	Pts	Avg
2021-22																					



2021-22 SOUTHEAST MISSOURI BASKETBALL NOTES

MISSOURI BAPTIST // NOV. 22



20



// Forward
// Freshman
// 6-10 // 250
// St. Charles, Mo.
// Francis Howell H.S.

Sam THOMPSON

2021-22: Started each of Southeast Missouri's first three games...Pitched in five points at Missouri State (11/9) and vs. Arkansas State (11/19)...Averages 3.3 points and 1.3 rebounds per game.

Thompson's Game-by-Game Statistics

2021-22	FG	3P	FT	O/D	REB	F	PTS	A	TO	B	S	M
at Missouri State*	2-2	0-0	1-2	0/0	0	3	5	0	1	0	0	10
Youngstown State*	0-1	0-0	0-0	0/0	0	2	0	0	2	0	0	7
Arkansas State*	2-7	0-0	1-2	3/1	4	0	5	1	0	1	0	16
Missouri Baptist												
at Incarnate Word												
vs. Portland												
vs. Montana State												
Webster University												
Evansville												
at Purdue Fort Wayne												
at Southern Illinois												
at Pepperdine												
at California Baptist												
at Murray State												
Austin Peay												
at Belmont												
at Tennessee State												
Tennessee Tech												
at SIU Edwardsville												
Tennessee State												
at Eastern Illinois												
Morehead State												
SIU Edwardsville												
at UT Martin												
Eastern Illinois												
at Austin Peay												
Belmont												
at Tennessee Tech												
at Morehead State												
UT Martin												
Murray State												
Totals	4-10	0-0	2-4	3/1	4	5	10	1	3	1	0	33

* - Game Started

2021-22 Season/Career-Highs

Points	5	2x, last vs. Arkansas State (11/19/21)
Total Rebounds	4	vs. Arkansas State (11/19/21)
Offensive	3	vs. Arkansas State (11/19/21)
Defensive	1	vs. Arkansas State (11/19/21)
FG Made	2	2x, last vs. Arkansas State (11/19/21)
FG Attempted	7	vs. Arkansas State (11/19/21)
3-Point FG Made	-	-
3-Point FG Attempted	-	-
FT Made	1	2x, last vs. Arkansas State (11/19/21)
FT Attempted	2	2x, last vs. Arkansas State (11/19/21)
Assists	1	vs. Arkansas State (11/19/21)
Blocks	1	vs. Arkansas State (11/19/21)
Steals	-	-
Minutes	16	vs. Arkansas State (11/19/21)

Thompson's Career Statistics at Southeast Missouri

Overall																					
Season	G-GS	Min	Avg	FG-FGA	Pct	3FG-3FGA	Pct	FT-FTA	Pct	Off	Def	Tot	Avg	PF	FO	A	TO	Blk	Stl	Pts	Avg
2021-22	3-3	33	11.0	4-10	.400	0-0	.000	2-4	.500	3	1	4	1.3	5	0	1	3	1	0	10	3.3
Ohio Valley Conference Games Only																					
Season	G-GS	Min	Avg	FG-FGA	Pct	3FG-3FGA	Pct	FT-FTA	Pct	Off	Def	Tot	Avg	PF	FO	A	TO	Blk	Stl	Pts	Avg
2021-22																					



Season/Career Statistics

SEASON STATISTICS

CAREER STATISTICS

SUMMARY	gp-gs	min/g	fg%	3fg%	ft%	r/g	a/g	stl	blk	pts/g	gp-gs	min/g	fg%	3fg%	ft%	r/g	a/g	stl	blk	pts/g
REED, JR., Eric	3-3	33.3	.385	.313	.857	2.3	1.7	5	0	17.7	30-25	30.0	.460	.443	.700	2.6	1.3	21	2	11.7
HARRIS, Chris	3-2	23.7	.500	.333	.611	2.0	2.7	2	0	10.0	31-28	29.4	.376	.306	.725	2.3	3.2	27	3	12.3
NICHOLAS, DQ	3-1	24.3	.550	.000	1.000	4.3	0.7	1	2	9.7	60-47	26.7	.400	.279	.737	3.5	2.3	53	10	8.2
RUSSELL, Nygal	3-0	22.3	.556	.333	1.000	8.7	1.3	2	0	9.0	89-23	17.9	.397	.289	.669	3.3	1.3	63	7	5.3
RUSSELL, Phillip	3-3	23.7	.333	.455	.800	1.7	1.7	1	0	9.0	3-3	23.7	.333	.455	.800	1.7	1.7	1	0	9.0
PATTERSON, Manny	3-0	15.3	.583	.000	.900	4.3	0.0	0	0	7.7	25-12	13.1	.515	.000	.796	3.0	0.3	3	19	5.8
AKENTEN, Nana	3-3	22.7	.353	.364	.500	3.7	0.7	3	4	6.3	30-27	26.5	.386	.354	.711	5.6	0.9	37	14	9.0
LONG, Parker	2-0	5.5	.750	.667	.500	1.0	0.0	1	1	4.5	17-0	4.8	.636	.714	.500	0.6	0.1	3	1	1.2
THOMPSON, Chase	2-0	10.0	.286	.286	.500	1.0	0.5	0	0	3.5	2-0	10.0	.286	.286	.500	1.0	0.5	0	0	3.5
THOMPSON, Sam	3-3	11.0	.400	.000	.500	1.3	0.3	0	1	3.3	3-3	11.0	.400	.000	.500	1.3	0.3	0	1	3.3
JOHNSON, Nate	1-0	6.0	.500	.000	.000	0.0	0.0	0	0	2.0	26-0	8.8	.518	.000	.391	2.0	0.3	4	10	2.6
BRANSON, Dylan	3-0	11.3	.333	.000	.000	1.3	1.3	1	0	0.7	30-2	15.3	.509	.483	.824	2.3	1.3	9	4	2.8

SCORING	fg-fga	fg%	3fg-fga	3fg%	ft-fa	ft%	pts	pts/g	fg-fga	fg%	3fg-fga	3fg%	ft-fa	ft%	pts	pts/g
REED, JR., Eric	15-39	.385	5-16	.313	18-21	.857	53	17.7	121-263	.460	66-149	.443	42-60	.700	350	11.7
HARRIS, Chris	9-18	.500	1-3	.333	11-18	.611	30	10.0	111-295	.376	44-144	.306	116-160	.725	382	12.3
NICHOLAS, DQ	11-20	.550	0-3	.000	7-7	1.000	29	9.7	154-385	.400	34-122	.279	151-205	.737	493	8.2
RUSSELL, Nygal	10-18	.556	2-6	.333	5-5	1.000	27	9.0	164-413	.397	48-166	.289	97-145	.669	473	5.3
RUSSELL, Phillip	7-21	.333	5-11	.455	8-10	.800	27	9.0	7-21	.333	5-11	.455	8-10	.800	27	9.0
PATTERSON, Manny	7-12	.583	0-0	.000	9-10	.900	23	7.7	51-99	.515	0-0	.000	43-54	.796	145	5.8
AKENTEN, Nana	6-17	.353	4-11	.364	3-6	.500	19	6.3	90-233	.386	57-161	.354	32-45	.711	269	9.0
LONG, Parker	3-4	.750	2-3	.667	1-2	.500	9	4.5	7-11	.636	5-7	.714	1-2	.500	20	1.2
THOMPSON, Chase	2-7	.286	2-7	.286	1-2	.500	7	3.5	2-7	.286	2-7	.286	1-2	.500	7	3.5
THOMPSON, Sam	4-10	.400	0-0	.000	2-4	.500	10	3.3	4-10	.400	0-0	.000	2-4	.500	10	3.3
JOHNSON, Nate	1-2	.500	0-0	.000	0-1	.000	2	2.0	29-56	.518	0-0	.000	9-23	.391	67	2.6
BRANSON, Dylan	1-3	.333	0-2	.000	0-2	.000	2	0.7	28-55	.509	14-29	.483	14-17	.824	84	2.8

TOTALS	o-reb	d-reb	t-reb	pf	fo	ast	to	a/to	o-reb	d-reb	t-reb	pf	fo	ast	to	a/to
REED, JR., Eric	2	5	7	6	0	5	4	1.3	27	50	77	54	0	40	37	1.1
HARRIS, Chris	0	6	6	7	0	8	9	0.9	7	65	72	62	1	98	78	1.3
NICHOLAS, DQ	2	11	13	3	0	2	5	0.4	23	184	207	116	2	138	138	1.0
RUSSELL, Nygal	7	19	26	5	0	4	1	4.0	60	235	295	170	4	117	119	1.0
RUSSELL, Phillip	1	4	5	10	1	5	4	1.3	1	4	5	10	1	5	4	1.3
PATTERSON, Manny	7	6	13	11	0	0	5	0.0	26	49	75	62	1	7	30	0.2
AKENTEN, Nana	2	9	11	10	0	2	0	0.0	30	137	167	76	3	28	51	0.5
LONG, Parker	0	2	2	0	0	0	1	0.0	4	7	11	5	0	2	5	0.4
THOMPSON, Chase	0	2	2	6	0	1	0	0.0	0	2	2	6	0	1	0	0.0
THOMPSON, Sam	3	1	4	5	0	1	3	0.3	3	1	4	5	0	1	3	0.3
JOHNSON, Nate	0	0	0	2	0	0	0	0.0	20	32	52	35	0	8	17	0.5
BRANSON, Dylan	0	4	4	5	0	4	1	4.0	20	49	69	59	2	38	41	0.9



2021-22 SOUTHEAST MISSOURI BASKETBALL NOTES

MISSOURI BAPTIST // NOV. 22

Game 1

Southeast Missouri 99 Missouri State 94

November 9, 2021 • JQH Arena • Springfield, Mo.



SPRINGFIELD, Mo.

Eric Reed, Jr. scored 21 points and made a huge 3-pointer with 11

seconds left to lead Southeast Missouri to a 99-94 victory over Missouri State in a slugfest at JQH Arena.

In a game with a championship type feel, in-state foes SEMO and MSU went back-and-forth in a matchup that featured 11 ties, nine lead changes and 69 free throws attempted.

MSU, although never leading for the final 15:34 of the game, was either tied or within one or two points several times during that stretch. After Manny Patterson

grabbed the rebound off a Reed, Jr. miss, Patterson scored, was fouled and converted a 3-point play to give SEMO an 88-80 lead with 4:41 to go.

Nana Akenten later knocked down a 3-pointer to put the Redhawks ahead by eight again, this time at 95-87 with 1:49 on the clock.

The Bears answered Akenten's three with a 7-1 run and closed SEMO's lead to 96-94 on a 3-pointer by Demarcus Sharp with 42 seconds left.

On SEMO's ensuing possession, Akenten dishd to Reed, Jr. who drained a 3-pointer from the right side with 11 seconds remaining before DQ Nicholas stole the ball from Sharp to bury the Bears for good.

Game 2

Youngstown State 97 Southeast Missouri 79

November 13, 2021 • Show Me Center • Cape Girardeau, Mo.



CAPE GIRARDEAU, Mo. -

Southeast Missouri fell

victim to a big second half run and couldn't recover in a 97-79 loss to Youngstown State.

SEMO held a 39-37 lead at halftime, but things quickly slipped away from the Redhawks in the final 20 minutes.

Down, 54-52, following a free throw by Eric Reed, Jr. with 13:16 remaining in the game, YSU went on a 15-0 run to build a 17-point advantage (69-52). Garrett Covington contributed five points to help key the surge.

The Penguins took their largest lead at 84-60 when Luke Chicone

converted a 3-point play at the 5:34 mark. SEMO didn't get YSU's lead lower than 18 points the rest of the way.

DQ Nicholas scored 12 of his 17 points in the first half, where SEMO's largest lead was 37-32 with 2:27 to go. Nygal Russell's two free throws gave the Redhawks that five-point advantage.

Reed, Jr. and Nicholas paced SEMO with 17 points each, while Russell added a double-double 11 points and 11 rebounds. For Russell, it was the first double-double of his career. Phillip Russell scored 11 points for his first double-digit game as a Redhawk.

Official Basketball Box Score -- Game Totals -- Final Statistics
Southeast Mo. St. vs Missouri St.
11-09-21 7 p.m. at JQH Arena -- Springfield, Mo.



Southeast Mo. St. 99 • 1-0,0-0 OVC

#	Player	Total		3-Ptr		Rebounds			PF	TP	A	TO	Blk	Stl	Min
		FG-FGA	FG-FGA	FT-FTA	FT-FTA	Off	Def	Tot							
20	THOMPSON, Sam	r	2-2	0-0	1-2	0	0	0	3	5	0	1	0	0	10
01	RUSSELL, Phillip	g	0-5	0-2	3-4	0	3	3	3	2	1	0	1	0	25
03	REED, JR., Eric	g	6-13	2-5	7-7	1	1	2	2	21	0	3	0	2	35
05	HARRIS, Chris	g	7-10	0-1	5-9	0	3	3	2	19	4	3	0	0	35
21	AKENTEN, Nana	g	5-7	3-4	0-0	0	3	3	4	13	1	0	1	0	21
02	THOMPSON, Chase	g	1-3	1-3	1-2	0	1	1	2	4	0	0	0	0	9
10	PATTERSON, Manny	g	2-5	0-0	7-7	3	4	7	4	11	0	1	0	0	18
11	NICHOLAS, DQ	g	1-2	0-1	2-2	0	4	4	2	4	1	1	1	1	19
13	LONG, Parker	g	2-2	1-1	0-0	0	0	0	0	5	0	1	0	1	5
25	RUSSELL, Nygal	g	6-6	1-1	1-1	0	6	6	4	14	2	0	0	0	18
33	BRANSON, Dylan	g	0-1	0-1	0-0	0	0	0	0	0	0	0	0	0	5
Team						1	3	4							
Totals			32-56	8-19	27-34	5	28	33	26	99	10	11	2	6	200

FG % 1st Half: 17-32 53.1% 2nd half: 15-24 62.5% Game: 32-56 57.1%
3FG % 1st Half: 5-13 38.5% 2nd half: 3-6 50.0% Game: 8-19 42.1%
FT % 1st Half: 6-8 75.0% 2nd half: 21-26 80.8% Game: 27-34 79.4%

Deadball
Rebounds
3

Missouri St. 94 • 0-1,0-0 MVC

#	Player	Total		3-Ptr		Rebounds			PF	TP	A	TO	Blk	Stl	Min
		FG-FGA	FG-FGA	FT-FTA	FT-FTA	Off	Def	Tot							
05	Donovan Clay	r	8-10	1-2	3-5	2	2	4	3	20	2	0	0	1	36
44	Gaige Prim	r	8-11	0-1	12-16	4	11	15	4	28	3	1	1	1	32
00	Demarcus Sharp	g	4-10	2-4	2-4	0	2	2	4	12	2	2	0	1	26
01	Isiah Mosley	g	5-10	0-4	6-6	1	1	2	4	16	1	1	0	0	30
04	Ja'Monta Black	g	1-3	0-2	0-0	0	4	4	2	2	3	1	0	0	29
03	Isaac Haney	g	0-2	0-0	0-0	0	1	1	1	0	0	0	0	0	4
12	Jaylen Minnett	g	4-10	4-9	2-2	0	1	1	3	14	1	2	0	2	31
25	Lu'cye Patterson	g	0-3	0-2	0-2	0	1	1	0	0	1	0	0	0	10
33	Dawson Carper	g	1-1	0-0	0-0	0	0	0	1	2	0	0	0	1	2
Team						0	0	0							
Totals			31-60	7-26	25-35	7	23	30	22	94	13	7	1	6	200

FG % 1st Half: 16-34 47.1% 2nd half: 15-26 57.7% Game: 31-60 51.7%
3FG % 1st Half: 3-16 18.8% 2nd half: 4-10 40.0% Game: 7-26 26.9%
FT % 1st Half: 6-10 60.0% 2nd half: 19-25 76.0% Game: 25-35 71.4%

Deadball
Rebounds
4

Officials: Boyd Copeland, Kevin Driver, Winston Stith
Technical fouls: Southeast Mo. St.-PATTERSON, Manny. Missouri St.-None.
Attendance: 4190
2021-22 Men's Basketball. Round: 0. Missouri St. vs Southeast Mo. St.. Played

Score by periods	1st	2nd	Total
Southeast Mo. St.	45	54	99
Missouri St.	41	53	94

Official Basketball Box Score -- Game Totals -- Final Statistics
Youngstown State vs Southeast Missouri
11-13-21 5:30 p.m. at Show Me Center -- Cape Girardeau, Mo.



Youngstown State 97 • 1-1

#	Player	Total		3-Ptr		Rebounds			PF	TP	A	TO	Blk	Stl	Min
		FG-FGA	FG-FGA	FT-FTA	FT-FTA	Off	Def	Tot							
31	AKUCHIE, Michael	r	5-9	0-1	6-7	2	4	6	4	16	1	2	0	0	29
02	OLISON, Tevin	g	9-16	4-7	5-7	2	4	6	1	27	4	0	0	1	37
05	COHILL, Dwayne	g	4-9	0-2	2-2	0	4	4	4	10	1	3	0	1	25
22	RATHAN-MAYES, Shem	g	2-3	1-1	10-11	1	0	1	4	15	2	1	0	0	24
32	COVINGTON, Garrett	g	7-15	2-5	2-3	2	8	10	3	18	0	1	0	1	34
01	THOMAS, Jamir	g	2-3	0-1	0-1	2	0	2	2	4	0	0	0	0	11
10	CHICONE, Luke	g	2-5	0-1	3-5	0	4	4	5	7	4	0	1	0	17
15	HUNTER, Myles	g	0-1	0-0	0-0	0	2	2	2	0	0	0	0	0	11
24	SHELTON, Chris	g	0-2	0-0	0-0	0	2	2	2	0	1	0	0	0	12
Team						3	3	6							
Totals			31-63	7-20	28-36	12	31	43	27	97	13	7	1	3	200

FG % 1st Half: 11-30 36.7% 2nd half: 20-33 60.6% Game: 31-63 49.2%
3FG % 1st Half: 4-11 36.4% 2nd half: 3-9 33.3% Game: 7-20 35.0%
FT % 1st Half: 11-14 78.6% 2nd half: 17-22 77.3% Game: 28-36 77.8%

Deadball
Rebounds
2,1

Southeast Missouri 79 • 1-1

#	Player	Total		3-Ptr		Rebounds			PF	TP	A	TO	Blk	Stl	Min
		FG-FGA	FG-FGA	FT-FTA	FT-FTA	Off	Def	Tot							
20	THOMPSON, Sam	r	0-1	0-0	0-0	0	0	0	2	0	0	2	0	0	7
01	RUSSELL, Phillip	g	4-8	3-4	0-0	1	0	1	5	11	1	2	0	0	17
03	REED, JR., Eric	g	3-13	1-7	10-12	0	3	3	2	17	2	0	0	0	31
05	HARRIS, Chris	g	2-6	1-1	4-7	0	1	1	3	9	4	4	0	2	22
21	AKENTEN, Nana	g	0-4	0-3	1-4	0	5	5	4	1	1	0	0	2	25
02	THOMPSON, Chase	g	1-4	1-4	0-0	0	1	1	4	3	0	1	0	0	11
10	PATTERSON, Manny	g	2-3	0-0	2-3	2	1	3	3	6	0	1	0	0	16
11	NICHOLAS, DQ	g	7-8	0-0	3-3	0	4	4	1	17	0	1	1	0	28
13	LONG, Parker	g	1-2	1-2	1-2	0	2	2	0	4	0	0	1	0	6
25	RUSSELL, Nygal	g	3-7	1-2	4-4	4	7	11	1	11	0	0	0	1	25
33	BRANSON, Dylan	g	0-1	0-1	0-0	0	1	1	4	0	2	0	0	0	12
Team						1	1	2							
Totals			23-57	8-24	25-35	8	26	34	29	79	11	10	4	3	200

FG % 1st Half: 12-28 42.9% 2nd half: 11-29 37.9% Game: 23-57 40.4%
3FG % 1st Half: 5-13 38.5% 2nd half: 3-11 27.3% Game: 8-24 33.3%
FT % 1st Half: 10-14 71.4% 2nd half: 15-21 71.4% Game: 25-35 71.4%

Deadball
Rebounds
4

Officials: Kevin Mathis, Mike O'Neill, Wesley Harper
Technical fouls: Youngstown State-None. Southeast Missouri-None.
Attendance: 1280

Score by periods	1st	2nd	Total
Youngstown State	37	60	97
Southeast Missouri	39	40	79

Points	In	Off	2nd	Fast	Bench
YSU	36	7	20	2	11
SEMO	24	12	13	2	41



Game 3

Arkansas State 72 Southeast Missouri 60

November 19, 2021 • Show Me Center • Cape Girardeau, Mo.



CAPE

GIRARDEAU, Mo. -

Eric Reed, Jr.
scored 15 points
and freshman
Phillip Russell

added 13 as Southeast Missouri
dropped a 72-60 decision to
Arkansas State.

Reed, Jr. scored double figures
for the fourth-straight game dating
back to last season, while Russell
reached double-digits in the scoring
column for the second game in a
row.

SEMO led for just 44 seconds in
the contest. DQ Nicholas (21-20)
and Nate Johnson (23-22) each
made layups to give the Redhawks
their only leads.

ASU, after leading 39-33 at
halftime, used a 12-0 run to put the
game out of reach. Preseason Sun
Belt Conference Player of the Year
Norchad Omir made two free throws
to cap the jaunt that put the Red
Wolves ahead, 56-38, with a little
over 14 minutes to go.

After that, SEMO never pulled
within single digits.

The Redhawks shot just 28
percent (7-of-25) from the field
and went 1-of-11 from 3-point range
in the second half. For the game,
SEMO finished with a 36.2 percent
(21-of-58) clip from the floor.

Reed, Jr. made 6-of-13 field goals
and knocked down a pair of
3-pointers to go along with three
assists and three steals.

Official Basketball Box Score -- Game Totals -- Final Statistics Arkansas State vs Southeast Missouri 11-19-21 6:30 p.m. at Show Me Center -- Cape Girardeau, Mo.

Arkansas State 72 • 3-1

#	Player	Total		3-Ptr		Rebounds			PF	TP	A	TO	Blk	Stl	Min
		FG-FGA	FG-FGA	FT-FTA	FT-FTA	Off	Def	Tot							
15	OMIER, Norchad	r	7-10	1-1	3-4	3	9	12	4	18	3	3	1	1	27
22	WESLEY, Keyon	r	1-4	0-0	0-0	3	2	5	4	2	1	0	0	0	26
00	FIELDS, Caleb	g	6-14	2-2	2-2	1	5	6	2	16	7	3	0	1	35
03	SILLS, Desi	g	3-8	0-2	3-4	0	5	5	3	9	1	3	0	1	30
23	EATON, Marquis	g	2-9	2-6	2-2	1	1	2	3	8	2	4	0	1	32
01	DAVIS, Markise		1-3	0-2	2-2	1	0	1	0	4	0	0	0	0	12
02	FELTS, Avery		3-4	3-4	0-0	0	2	2	0	9	0	1	2	1	20
05	WILLIS, Christian		0-2	0-2	0-0	1	1	2	0	0	0	0	0	0	5
50	JACKSON, Antwon		3-5	0-0	0-0	1	2	3	2	6	1	0	1	1	13
Team						5	2	7							
Totals			26-59	8-19	12-14	16	29	45	18	72	15	14	4	6	200

FG % 1st Half: 15-35 42.9% 2nd half: 11-24 45.8% Game: 26-59 44.1% Deadball
3FG % 1st Half: 5-12 41.7% 2nd half: 3-7 42.9% Game: 8-19 42.1% Rebounds
FT % 1st Half: 4-4 100.0 2nd half: 8-10 80.0% Game: 12-14 85.7% 0

Southeast Missouri 60 • 1-2

#	Player	Total		3-Ptr		Rebounds			PF	TP	A	TO	Blk	Stl	Min
		FG-FGA	FG-FGA	FT-FTA	FT-FTA	Off	Def	Tot							
20	THOMPSON, Sam	r	2-7	0-0	1-2	3	1	4	0	5	1	0	1	0	16
21	AKENTEN, Nana	r	1-6	1-4	2-2	2	1	3	2	5	0	0	1	3	22
01	RUSSELL, Phillip	g	3-8	2-5	5-6	0	1	1	2	13	2	1	0	0	29
03	REED, JR., Eric	g	6-13	2-4	1-2	1	1	2	2	15	3	1	0	3	34
11	NICHOLAS, DQ	g	3-10	0-2	2-2	2	3	5	0	8	1	3	0	0	26
05	HARRIS, Chris		0-2	0-1	2-2	0	2	2	2	2	0	2	0	0	14
10	PATTERSON, Manny		3-4	0-0	0-0	2	1	3	4	6	0	3	0	0	12
14	JOHNSON, Nate		1-2	0-0	0-1	0	0	0	2	2	0	0	0	0	6
25	RUSSELL, Nygal		1-5	0-3	0-0	3	6	9	0	2	2	1	0	0	24
33	BRANSON, Dylan		1-1	0-0	0-2	0	3	3	1	2	2	1	0	1	17
Team						0	0	0							
Totals			21-58	5-19	13-19	13	19	32	15	60	11	12	2	7	200

FG % 1st Half: 14-33 42.4% 2nd half: 7-25 28.0% Game: 21-58 36.2% Deadball
3FG % 1st Half: 4-8 50.0% 2nd half: 1-11 9.1% Game: 5-19 26.3% Rebounds
FT % 1st Half: 1-3 33.3% 2nd half: 12-16 75.0% Game: 13-19 68.4% 1

Officials: Andrew Walton, John Dillon, Kelly Davis
Technical fouls: Arkansas State-TEAM. Southeast Missouri-None.
Attendance: 1145

Score by periods	1st	2nd	Total
Arkansas State	39	33	72
Southeast Missouri	33	27	60

	In	Off	2nd	Fast	Bench
Points	Paint	T/O	Chance	Break	
ASU	30	7	16	4	19
SEMO	28	16	13	4	14