



2021 SOUTHEAST MISSOURI FOOTBALL

Game
7



Murray State (2-3, 0-1) vs. Southeast Missouri (2-4, 2-1)

Gameday Coverage

Radio.....Real Rock 99.3 FM
(Erik Sean, Rick Wieser, Rusty Hendricks)
Video.....ESPN3
Live Stats.....SEMORedhawks.com
Twitter.....@SEMOfutball

Date.....Saturday, October 16, 2021
Kickoff.....2 p.m., CT
Location.....Cape Girardeau, Mo.
Stadium.....Houck Field (10,000)
Surface.....FieldTurf
Weather.....Clear, 66°
Series.....MSU leads, 41-13-1
Last Meeting.....MSU 24, SEMO 21
(Mar. 7, 2021 | Cape Girardeau, Mo.)

Head Coaches.....Tom Matukewicz
(40-46 overall; 39-46 at SEMO; 31-26 OVC).
Dean Hood (60-41 overall; 7-5 at MSU).

Strategic Communications

Jeff Honza, Assistant Director of Athletics
Office Phone.....(573) 651-2933
Mobile.....(618) 528-1145

Schedule

September 2 **#7 Southern Illinois**
L, 21-47 | **Radio:** Real Rock 99.3 FM
Video: ESPN+

September 11 at #1 Sam Houston
L, 14-52 | **Radio:** Real Rock 99.3 FM
Video: ESPN+

September 18 at Missouri
L, 28-59 | **Radio:** Real Rock 99.3 FM
Video: SEC Network+

September 25 **Tennessee State*** Family Weekend
W, 47-14 | **Radio:** Real Rock 99.3 FM
Video: ESPN+

October 2 at Tennessee Tech*
L, 17-28 | **Radio:** Real Rock 99.3 FM
Video: ESPN+

October 9 at Austin Peay*
W, 30-14 | **Radio:** Real Rock 99.3 FM
Video: ESPN3

October 16 **Murray State**
2 p.m. | **Radio:** Real Rock 99.3 FM
Video: ESPN+

October 23 at UT Martin
2 p.m. | **Radio:** Real Rock 99.3 FM
Video: ESPN+

October 30 **Eastern Illinois*** Homecoming
1 p.m. | **Radio:** Real Rock 99.3 FM
Video: ESPN3

November 13 at Murray State*
1 p.m. | **Radio:** Real Rock 99.3 FM
Video: ESPN3

November 20 **UT Martin***
1 p.m. | **Radio:** Real Rock 99.3 FM
Video: ESPN+

Home Games in **Bold**

* Ohio Valley Conference Game

All Times Central and Subject to Change

Redhawks Host Murray State

Southeast Missouri (2-4, 2-1) plays host to Murray State (2-3, 0-1) Saturday. Kickoff is set for 2 p.m., CT at Houck Field.

Follow the Redhawks

Fans can listen live on the radio at Real Rock 99.3 FM. Erik Sean, Rick Wieser and Rusty Hendricks will be on the call. Watch on ESPN+. Live stats are available at SEMORedhawks.com and Twitter updates will be provided @SEMOfutball.

Next Two Games

This weekend's matchup with Murray State and next week's away contest at UT Martin (Oct. 23) do not count toward the Ohio Valley Conference standings. OVC football playing members will play six conference games in a round-robin format as part of this year's official league schedule.

Series History

The Redhawks and Racers meet for the 56th time on the gridiron Saturday. Murray State holds a 41-13-1 lead in the series. Southeast Missouri won four of the last six meetings with MSU. Nine of SEMO's 13 wins against the Racers have come at Houck Field.

Redhawks in October

The Redhawks are 14-12 in October games under Head Coach Tom Matukewicz. Over the last four years, Southeast Missouri has won eight of their previous 11 games in October.

Massive Defensive Effort

Southeast Missouri recorded a season-high six takeaways in its win at Austin Peay (Oct. 9). Ty Leonard, Brandon Mincey and Dony'e Taylor

each had an interception, while Jacob Morrissey, Taylor and Austin Carter all recovered fumbles. The outstanding defensive effort allowed SEMO's offense to begin five drives in APSU territory.

Nice "Pick" Me Up

The Redhawks finished with a season-best three interceptions to help nail down its first road win of the season at Austin Peay (Oct. 9). Brandon Mincey and Dony'e Taylor each posted the first interception of their careers, while Ty Leonard had his team-best second this season. Southeast Missouri leads the Ohio Valley Conference and ranks 18th in the Football Championship Subdivision with seven picks this year. It was also SEMO's second game with multiple interceptions in 2021.

Halftime Leads

Southeast Missouri led at halftime in each of its last three games and went 2-1 in those contests. The Redhawks did not allow a point in the first half against both Tennessee State (Sept. 25) and Tennessee Tech (Oct. 2). SEMO outscored its opponents in the first half by a count of 42-8 during its previous three contests.

OVC Update

UT Martin presently stands as the only Ohio Valley Conference team with an overall winning record at 4-1. Southeast Missouri leads the league with two OVC victories thus far. UTM (1-0) and Eastern Illinois (1-0) are tied for first atop the conference standings entering this weekend.



Southeast Missouri or **SEMO** is the preferred reference for Southeast Missouri State University athletic teams. Southeastern Missouri State is not an acceptable reference.



2021 SOUTHEAST MISSOURI FOOTBALL NOTES

MURRAY STATE // OCT. 16

Approaching 2,000 Rushing Yards

Geno Hess needs 109 more rushing yards to reach 2,000 in his career. Hess is 10th among Southeast Missouri's all-time career rushing leaders with 1,891 rushing yards. He is on pace to become the ninth player in SEMO football history to get more than 2,000 career rushing yards.

On a Roll

Geno Hess ran for 116 yards and three touchdowns at Austin Peay (Oct. 9). Hess has scored an Ohio Valley Conference best nine rushing touchdowns through six games this year. He scored a rushing touchdown in five-straight games and ran for over 100 yards on three occasions this year. Seven of Hess's touchdowns have come in the last three games alone.

Moving On Up

Geno Hess is tied for third among Southeast Missouri's all-time career leaders in rushing touchdowns. Hess enters the week with 27 career rushing TDs, including nine in 2021. Twenty-one of those scores came since the start of the 2020 campaign. He is 10 rushing touchdowns away from breaking SEMO's all-time career record of 36 presently held by Walter Smallwood (1965-68).

Stormin' Norman

Freshman Bryce Norman, who started the last two games at inside linebacker, is Southeast Missouri's leading tackler through six games. Norman leads the Redhawks in total tackles (31), solo tackles (21), tackles for loss (6.5) and forced fumbles (3). He finished as SEMO's top tackler in three games this year. Norman leads the Ohio Valley Conference in forced fumbles and is fifth in the nation in that category. Additionally, he is third among OVC freshmen in tackles behind Eastern Illinois' Colin Bohanek (47) and Jordan Vincent (38).

Mincey and Hess Nab OVC Accolades

For the second time this season, Southeast Missouri had two players win Ohio Valley Conference weekly honors. Inside linebacker Brandon Mincey was named OVC Defensive Player of the Week and running back Geno Hess claimed Co-Offensive Player of the

Week on Oct. 10. A native of Miami, Florida, Mincey recorded six tackles, two tackles for loss, a forced fumble and one interception in the Redhawks 30-14 victory over Austin Peay (Oct. 9). He added five solo stops and was one of three Redhawks with a pick. Mincey helped key a SEMO defense that forced six turnovers against the Governors. Hess, who hails from Peoria, Illinois, ran for 116 yards and three touchdowns in that game. He averaged 4.1 yards per carry on 28 attempts. Hess ran for over 100 yards for the sixth time in his career and third this season.

Leonard Leads the Way

Ty Leonard collected a career-high nine tackles to lead Southeast Missouri against Austin Peay (Oct. 9). All of Leonard's tackles were solo stops. He also returned his team-high second interception of the season for 27 yards.

McCall Logs First Start

Highland Community College transfer William McCall logged his first career start in the Redhawks secondary at Austin Peay (Oct. 9). McCall was Southeast Missouri's second-leading tackler with eight tackles, including five solo. He also added one pass breakup against the Governors.

Smith Returns

Wide receiver Zack Smith returned and led Southeast Missouri with five catches for 53 yards against Austin Peay (Oct. 9). Smith missed four weeks with a foot injury.

OVC Leader

Southeast Missouri leads the Ohio Valley Conference in kickoff returns (23.4 ypr), interceptions (7), net punting average (40.2 ypp), fourth-down conversions (6-of-8, 75 pct.), turnover margin (+6), red zone offense (20-of-20, 1.000) and onside kicks (2-of-2).

2021 Statistics

MSU	SEMO
2-3.....Overall Record.....	2-4
0-1.....Conference Record.....	2-1
2-0.....Home Record.....	1-1
0-3.....Road (Neutral) Record.....	1-3
NR.....National Ranking.....	NR
19.6.....Points/Game.....	26.2
24.6.....Points Allowed/Game.....	35.7
309.0.....Total Offense/Game.....	348.3
318.2.....Total Defense/Game.....	458.2
151.0.....Rushing Yards/Game.....	207.0
135.8.....Rushing Defense/Game.....	161.3
11.....Rushing Touchdowns.....	13
10.....Rushing TDs Allowed.....	12
158.0.....Passing Yards/Game.....	141.3
182.4.....Passing Defense/Game.....	296.8
1.....Passing Touchdowns.....	6
6.....Passing TDs Allowed.....	15
22.4.....Kickoff Return Average.....	23.4
5.6.....Punt Return Average.....	13.3
7-3.....Fumbles-Lost.....	5-3
58.0.....Penalty Yards/Game.....	59.0
35.2.....Net Yards Per Punt.....	40.2
32:02.....TOP/Game.....	32:09
28-70/40%.....3rd-Down Conversions.....	29-92/32%
6-12/50%.....4th-Down Conversions.....	6-8/75%

AFCA FCS Coaches and STATS Perform Media Polls (Oct. 11)

AFCA Coaches	STATS Media
1. Sam Houston	1. Sam Houston
2. Eastern Washington	2. Eastern Washington
3. North Dakota State	3. North Dakota State
4. Southern Illinois	4. Southern Illinois
5. Villanova	5. Montana
6. Montana	6. Villanova
7. James Madison	7. South Dakota State
8. South Dakota State	8. James Madison
9. Montana State	9. Montana State
10. East Tennessee State	10. East Tennessee State
11. Southeastern Louisiana	11. Southeastern Louisiana
12. UC Davis	12. Rhode Island
13. Kennesaw State	13. UC Davis
14. Rhode Island	14. Delaware
15. Delaware	15. Kennesaw State
16. UT Martin	16. Northern Iowa
17. Northern Iowa	17. UT Martin
18. Weber State	18. Incarnate Word
19. Harvard	19. Weber State
20. Princeton	20. Missouri State
21. South Dakota	21. South Dakota
22. Jacksonville State	22. North Dakota
23. Missouri State	23. New Hampshire
24. North Dakota	24. Jacksonville State
25. Jackson State	25. Princeton

2021 SOUTHEAST MISSOURI FOOTBALL NOTES

MURRAY STATE // OCT. 16



Multiple Quarterbacks

Starting quarterback CJ Ogbonna and Jalyn Williams are currently splitting time at quarterback. Williams completed 7-of-14 passes for 68 yards and ran for 54 yards on 13 carries, while Ogbonna completed 3-of-9 passes for 25 yards and a touchdown at Austin Peay (Oct. 9). Southeast Missouri has used multiple quarterbacks in five of six games this season.

Red Zone Perfection

Southeast Missouri's offense is perfect inside the red zone through four games this season. SEMO scored on all 20 of its chances inside the 20-yard line. The Redhawks have scored 123 of their 157 points in the red zone for 78.3 percent of their total scoring output. SEMO leads the Ohio Valley Conference and is tied for first in the Football Championship Subdivision in red zone offense.

More Red Zone Success

The Redhawks have gone 16-straight games without turning the ball over inside the 20-yard line. In fact, Southeast Missouri's last turnover in the red zone came on an interception at Eastern Illinois on Nov. 16, 2019.

Takeaway Time

Southeast Missouri recorded five more takeaways in its recent win at Austin Peay (Oct. 9). SEMO leads the Ohio Valley Conference with 13 takeaways and boasts a league best +6 turnover margin through six games. The Redhawks have also gone 20-consecutive games with a takeaway dating back to the 2019 campaign.

Don't Mess with Hess

Tailback Geno Hess ran for a career-high 205 yards and three touchdowns to lead Southeast Missouri to its first win of the season, a 47-14 victory over Tennessee State (Sept. 25). Hess averaged 8.2 yards per carry on 25 attempts. He scored touchdowns on runs of two, 63 and eight yards, respectively. Two of his touchdowns came in the third quarter. The 63-yard run was the third-longest of Hess' career. He became only the third Football Championship Subdivision player to rush for over 200 yards in a game this season joining

Youngstown State's Jaleel McLaughlin (242 yards vs. Incarnate Word) and Montana State's Isaiah Ifanse (217 yards vs. Portland State). Hess leads the Ohio Valley Conference and ranks seventh in the nation with 586 rushing yards. He is also second nationally and first in the league with nine rushing touchdowns. Additionally, Hess ranks 12th in the FCS and first in the conference in rushing yards per game (97.7).

Keep it Going

Geno Hess has scored a rushing touchdown in eight of his last nine games. Hess scored multiple touchdowns and ran for over 100 yards three times during that stretch. He had at least one rushing touchdown in his last five starts.

Top Scoring Threat

Geno Hess is first in the Ohio Valley Conference and 16th in the FCS in scoring with nine points per game. Hess scored 54 points on nine rushing touchdowns.

Matching Up with Hood

Dean Hood led Murray State to an Ohio Valley Conference title during his first year as head coach with the Racers last spring. Hood was the head coach at Eastern Kentucky from 2008-15 before he went on to serve in assistant coaching roles at Charlotte (2016-17) and Kentucky (2017-19). He is 8-1 all-time against Southeast Missouri. The only time the Redhawks beat Hood as an OVC head coach was in 2010 (40-21, Oct. 23, Cape Girardeau).

Redhawks Get First Win of the Season in OVC Opener

Southeast Missouri improve to 12-19 all-time in Ohio Valley Conference openers when it picked up its first win of the 2021 campaign with a 47-14 victory over Tennessee State (Sept. 25). SEMO is now 6-2 in OVC openers under Head Coach Tom Matukewicz.

Running Game Erupts

Southeast Missouri exploded for a season-high 380 rushing yards in its Ohio Valley Conference opening win over Tennessee State (Sept. 25). SEMO outrushed TSU 380-14 in the game. It was the first time the Redhawks ran

2021 OVC Football Standings (as of Oct. 10)

	Conference	Overall
UT Martin	1-0	4-1
Eastern Illinois	1-0	1-5
Southeast Missouri	2-1	2-4
Tennessee Tech	1-1	2-4
Murray State	0-1	2-3
Tennessee State	0-1	2-3
Austin Peay	0-1	2-4

This Week's Schedule

Saturday, October 16

Murray State at Southeast Missouri, 2 p.m., CT

Tennessee Tech at Tennessee State, 2 p.m., CT

UT Martin at Eastern Illinois, 2 p.m., CT

Last Week's Results

Saturday, October 9

#21 UT Martin 48, Murray State 24

Southeast Missouri 30, Austin Peay 14

Tennessee Tech 27, North Carolina Central 16

2021 Honors

OVC Specialist of the Week

Zach Haynes, P, Sept. 19

Kenny Doak, K, Sept. 26

OVC Offensive Player of the Week

Geno Hess, RB, Sept. 26

Geno Hess, RB, Oct. 10

OVC Defensive Player of the Week

Brandon Mincey, ILB, Oct. 10

Preseason All-OVC

Bryson Donnell, DT

Omardrick Douglas, OLB

Zach Haynes, P

Geno Hess, RB

Shyron Rodgers, OL

Jaden Rosenthal, OL

Zack Smith, WR

STATS Perform Preseason All-American

Geno Hess, RB (Third-Team)

Walter Payton Award Preseason Watch List

Geno Hess, RB

FCS Punter of the Year Preseason Watch List

Zach Haynes

CFPA FCS National Performer of the Year

Trophy Preseason Watch List

Geno Hess, RB



2021 SOUTHEAST MISSOURI FOOTBALL NOTES

MURRAY STATE // OCT. 16

for 380 or more yards in a game since they gained 385 yards vs. Eastern Illinois on Nov. 6, 1999. The 380 rushing yards are tied for fifth-most in a game by any FCS team this year. The Redhawks are second in the Ohio Valley Conference and rank 17th in the nation with 207 rushing yards per contest.

Single-Game Rushing Marks

It's no secret that Tom Matukewicz's Southeast Missouri teams like to run the football. The Redhawks have established three of the program's top 11 single-game rushing marks in their NCAA Division I era during eight years with Matukewicz at the helm. Here is a look at those performances.

Rank	Game	Yards
8.	Tennessee State, Sept. 25, 2021	380
10.	at Southern Illinois, Sept. 15, 2018	352
11.	at Tennessee Tech, Nov. 8, 2014	348

Doak Hits Career-Best

Kicker Kenny Doak scored a career-high 17 points against Tennessee State (Sept. 25). Doak didn't miss a kick making 4-of-4 field goals and 5-of-5 extra points. He connected on field goals of 33, 40, 39 and 45 yards. Doak also kicked off four times for 216 yards averaging 54 yards per kick. It was the second time in Doak's career where he finished with double-digit points in a game.

More OVC Honors

Southeast Missouri won at least one of the Ohio Valley Conference honors for the second week this season. Geno Hess claimed OVC Co-Offensive Player of the Week and Kenny Doak was named Co-Specialist of the Week. They joined UT Martin's Keon Howard (Co-Offensive), Tyler Larco (Co-Specialist) and Zoe Roberts (Newcomer), and Eastern Illinois' Jack McDonald (Defensive) as the Sept. 26 honorees.

Doak Named Stats Perform FCS National Special Teams Player of the Week

Graduate kicker Kenny Doak became Southeast Missouri's first specialist to win a Stats Perform Football Championship Subdivision (FCS) National Special Teams Player of the Week honor on Sept. 27. Doak, who hails

from Perkasi, Pennsylvania single-handedly outscored Tennessee State when he scored a career-high 17 points in the Redhawks 47-14 victory on Sept. 18. He did not miss a kick going 4-of-4 on field goals and 5-of-5 on PATs. Doak connected on field goals from 33, 40, 39 and 45 yards. He also averaged 54 yards on four kickoffs with one touchback. Doak's 17 points are the most by any kicker in the FCS this year. Prior to 2021, the closest any SEMO specialist came to a National Special Teams Player of the Week honor was when punter Jake Reynolds was honorable mention for the then-STATS Freshman of the Week (Oct. 16, 2017) and punter Alex Knight was honorable mention for the then-STATS Player of the Week (Oct. 5, 2016) awards. Samford quarterback Liam Welch (Offensive), Western Illinois safety Darius Joiner (Defensive) and William & Mary quarterback Darius Wilson (Freshman) rounded out this week's Stats Perform FCS national honorees.

Starters Mincey, Davis and Douglas Return

Starters Brandon Mincey (ILB, knee), Shabari Davis (CB, ankle) and Omarrick Douglas (OLB, tail bone) returned vs. Tennessee State (Sept. 25). Mincey and Davis each missed two games at Sam Houston (Sept. 11) and Missouri (Sept. 18), while Douglas was out the Missouri contest.

Over 600

Southeast Missouri racked up 607 yards of total offense in its beatdown of Tennessee State (Sept. 25). The Redhawks had 81 snaps and averaged 7.5 yards per play. SEMO ran 28 more plays than the Tigers and had a +14:48 margin in time of possession. It was the sixth time in the Redhawks NCAA Division I era where they accumulated over 600 yards of total offense.

First Pick for Leonard

Ty Leonard became the fourth different player to get an interception for Southeast Missouri this season. Leonard got his first career pick late in the fourth quarter vs. Tennessee State (Sept. 25). Mike Matthews, Keandre Booker and Trai Hodges also have an interception in 2021.

Give it up for the Locals

Nearby Jackson native Bryce Norman and Cape Girardeau native Dony'e Taylor each led Southeast Missouri with six tackles against Tennessee State (Sept. 25). Norman also had a team-high four solo tackles, one tackle for loss and forced a fumble. He led SEMO in tackle for the second time in four games this season.

Spreading it Around

Quarterback CJ Ogbonna completed passes to eight different receivers in Southeast Missouri's latest 47-14 win over Tennessee State (Sept. 25). Rashaan Palmer, Johnny King, Wesley Roberts IV, Will Weidemann, Jake Holten, Geno Hess, Caleb Strauss and Shamenski Rucker all caught passes against the Tigers. Weidemann scored the first touchdown of his career on a 6-yard pass with 6:54 remaining in the game.

Family Weekend Games

Southeast Missouri moved to 6-1 on Family Weekend with Tom Matukewicz as its head coach after beating Tennessee State, 47-14, on Sept. 25. SEMO has won four-straight Family Weekend contests. Here are those results under Matukewicz.

9/20/14	#3 Southeastern Louisiana	W, 24-23
9/12/15	Southern Illinois	W, 27-24
9/17/16	Indiana State	L, 27-34
9/13/17	Eastern Kentucky	W, 29-10
9/8/18	Dayton	W, 40-21
9/21/19	West Virginia State	W, 56-10
9/25/21	Tennessee State	W, 47-14

Non-Conference Finish

The Redhawks wrapped up their rugged non-conference slate with a 59-28 loss to Football Bowl Subdivision and Southeastern Conference member Missouri (Sept. 18). This year's non-conference schedule, one of the toughest in the nation, also featured dates with Top-10 Football Championship Subdivision opponents #7 Southern Illinois (Sept. 2) and reigning National Champion and #1 Sam Houston (Sept. 11). Southeast Missouri went 0-3 in those contests.



Fourth Quarter Points

Southeast Missouri has scored 49 fourth-quarter points through six games, second-most in the Ohio Valley Conference. The Redhawks put up 21 points in the final quarter at Football Bowl Subdivision member Missouri (Sept. 18). The 21 points tied for third-most in the fourth quarter during SEMO's NCAA Division I era. Austin Peay leads the league with 57 fourth-quarter points. SEMO has been outscored in every quarter except the fourth (49-45) so far this year.

Redhawks Win Second Half at Missouri

Down, 38-0, at halftime, Southeast Missouri outscored Missouri, 28-21, in the second half. The Redhawks scored their points on four rushing touchdowns and put up 21 points in the final 15 minutes of play. SEMO's 28 points tied for the most against a Football Bowl Subdivision opponent under Head Coach Tom Matukewicz.

FCS vs. Power Five

Southeast Missouri's 28 points at Missouri (Sept. 18) marked the most by a Football Championship Subdivision school against a Power Five opponent this season. Prior to that, Albany had scored 24 points against Atlantic Coast Conference affiliate Syracuse.

Rucker Delivers

Shamenski Rucker, Southeast Missouri's second-string running back following the departure of Zion Custis, scored the first rushing touchdowns of his career at Missouri (Sept. 18). Rucker scored on back-to-back possessions in the fourth quarter. He picked up his first career rushing touchdown on an 18-yard run with 13:14 remaining and followed that up with a 2-yard plunge at the 5:00 mark. Rucker finished with 48 yards on seven carries against the Tigers. He has scored a rushing touchdown in two of his last three games.

Anderson Hits Paydirt

On the first play of the Redhawks final drive against Missouri (Sept. 18), Q'Nairies Anderson sprinted 75 yards for his first career touchdown. Anderson's 75-yard run is currently Southeast Missouri's longest play

Download the 2021 SEMO Football Media Guide
at SEMOREDRAKES.COM

this season and tied for 10th among the program's longest rushing plays. He became the third different Redhawk to score a rushing touchdown in 2021.

Nelome Claims Career-High

Defensive back Tyler Nelome topped Southeast Missouri with a game and career-high 10 tackles at Missouri (Sept. 18). Nelome, SEMO's first double-digit tackler this season, recorded nine solo stops and assisted on one other in that contest.

First Touchdown vs. Missouri

Geno Hess scored Southeast Missouri's first touchdown against in-state opponent Missouri (Sept. 18) on a 4-yard run with 2:54 remaining in the third quarter. Prior to this year's matchup, SEMO had never scored a touchdown in four meetings with the Tigers.

Haynes Named OVC Specialist of the Week

Southeast Missouri punter Zach Haynes was named Ohio Valley Conference Specialist of the Week on Sept. 19. A native of Potosi, Missouri, Haynes punted five times for 232 yards (46.4 yards per punt) against Football Bowl Subdivision and Southeastern Conference member Missouri. He had two punts downed inside the 20-yard line, including a career-long 62-yarder that backed the Tigers

up to their 1-yard line. Haynes ranks third in the OVC and 24th in the nation with 41.8 yards per punt this season. Haynes claimed the first OVC weekly honor of his career. Draylen Ellis (Austin Peay, Co-Offensive), Peyton Logan (UT Martin, Co-Offensive), Jack McDonald (Austin Peay, Co-Defensive), John Ford (UT Martin, Co-Defensive) and Rodell Rahmaan (Tennessee State, Newcomer) rounded out this week's honorees.

Non-Conference Action

Tom Matukewicz is 8-20 in non-conference games as Southeast Missouri's head coach. The Redhawks are on a six-game losing skid in such contests. SEMO's last non-league win was a 44-26 victory over Southern Illinois on Aug. 29, 2019.

Future FBS Games

Southeast Missouri's future Football Bowl Subdivision games include matchups with Iowa State (2022), Kansas State (2023), Arkansas State (2025) and Missouri (2028, 2030). SEMO's FBS opponent for the 2024 campaign is to be determined.



2021 SOUTHEAST MISSOURI FOOTBALL NOTES

MURRAY STATE // OCT. 16

Against Top-10 FCS Teams

With their loss to #1 Sam Houston (Sept. 11), the Redhawks dropped to 3-14 against Top-10 Football Championship Subdivision opponents since 2004. Two of those victories came at Houck Field. This year was the first time in program history where Southeast Missouri opened a season against back-to-back FCS Top-10 teams.

9/2/04	at #2 Southern Illinois	L, 3-42
9/1/05	#5 Southern Illinois	L, 23-58
11/21/09	#1 Southern Illinois	L, 24-42
9/18/10	at #5 Southern Illinois	W, 24-21
11/13/10	at #6 Jacksonville State	L, 27-29
12/4/10	at #1 Eastern Washington	L, 17-37
10/19/13	at #3 Eastern Illinois	L, 33-55
9/20/14	#3 Southeastern Louisiana	W, 24-23
11/22/14	#3 Jacksonville State	L, 30-49
11/14/15	at #1 Jacksonville State	L, 28-56
11/5/16	#2 Jacksonville State	L, 10-17
10/28/17	at #3 Jacksonville State	L, 7-23
10/20/18	#4 Jacksonville State	W, 37-14
12/1/18	at #3 Weber State	L, 23-48
3/21/21	at #8 Jacksonville State	L, 3-21
9/2/21	#7 Southern Illinois	L, 21-47
9/11/21	at #1 Sam Houston	L, 14-52

Season-Opening Loss

The Redhawks saw a three-game winning streak end with a 47-21 season-opening home loss to longtime rival and #7 Southern Illinois (Sept. 2). Southeast Missouri fell to 10-21 all-time in season-openers during its NCAA Division I era. SEMO and SIU met for the 15th time in a season-opening contest.

Never Forget

Southeast Missouri and #1 Sam Houston played on Sept. 11, 2021, the 20-year Anniversary of the terrorist attacks in New York and Washington. SEMO was one of only three NCAA Football Championship Subdivision teams that played on Sept. 15, 2001, four days following the tragedy which killed almost 3,000 people. The Redhawks lost, 31-28, to Missouri State in Cape Girardeau. After its loss to Sam Houston, SEMO is now 2-5-1 all-time in games played on Sept. 11.

Morrissey Reaches Career-High

In his first start of the season at inside linebacker, Jacob Morrissey finished with six tackles and a career-high two sacks against #1 Sam Houston (Sept. 11). Morrissey's sacks were the first of his career.

Alston Finds the End Zone

Aaron Alston made a bobbling catch along the near sideline and scored his first touchdown of the season on a 43-yard pass from CJ Ogbonna at #1 Sam Houston (Sept. 11). Alston's touchdown tied the game at 7-7 with 6:33 to play in the first quarter. It marked Alston's fifth receiving touchdown of his career and first since Oct. 19, 2019.

Booker Gets First Career Interception

Outside linebacker Keandre Booker recorded the first interception of his career when he picked off Eric Schmid and ran 31 yards in the second quarter at #1 Sam Houston (Sept. 11). Booker's interception set up a 1-yard touchdown run by Geno Hess that tied the game at 14-14 with 11:01 on the clock. The interception marked Southeast Missouri's third in three games this season. SEMO is tied for third in the Ohio Valley Conference in that category.

Custis Leaves the Team

Running back and return man Zion Custis decided to leave the team and enter the transfer portal on Sept. 14. At the time of his departure, Custis led the Ohio Valley Conference in kick returns with 26.3 yards per return. He was also Southeast Missouri's second-leading running back.

First NCAA Division I Action

Eleven players played in their first NCAA Division I football game vs. Southern Illinois (Sept. 2). CJ Ogbonna made his first career start at quarterback, while Pervis Frazier, Austin Harpenau, Michael Harris, Bryce Norman, DC Pippin, Wesley Roberts, Antonio Taylor, Dony'e Taylor, Louis Taylor and Jenson Walker made their Southeast Missouri debuts.

Smith Scores First Touchdown of 2021

Zack Smith caught a 15-yard touchdown pass from CJ Ogbonna for Southeast Missouri's first touchdown of the 2021 season. It was the longest pass on the Redhawks first scoring play of a season since SEMO joined the NCAA Division I Football Championship Subdivision ranks in 1991.

Ogbonna Makes First Start as Redhawks Quarterback

CJ Ogbonna completed 9-of-19 passes for 47 yards and a touchdown in his first career start as Southeast Missouri's quarterback vs. Southern Illinois (Sept. 2). Ogbonna also ran for 10 yards and eight carries. His 15-yard touchdown pass to Zack Smith tied the game at 7-7 with 5:17 remaining in the first quarter.

Transfer Quarterbacks

A transfer has started at quarterback in all seven of Southeast Missouri's season-opening games with Tom Matukewicz at the helm. Kyle Snyder (Ohio University, 2014), Tay Bender (Iowa Western, 2015), Jesse Hosket (East Central CC, 2016 & 2017), Daniel Santacaterina (Northern Illinois, 2018 & 2019) and Andrew Bunch (Nebraska, 2020-21) form that group. CJ Ogbonna is the third junior college transfer to start as SEMO's quarterback under Matukewicz.

100-Yard Games

Geno Hess ran for over 100 yards for the sixth time in his career when he gained 116 at Austin Peay (Oct. 9). Hess also ran for 205 yards vs. Tennessee State (Sept. 25, 2021), 156 yards at Tennessee State (Nov. 2, 2019), 128 yards at Southern Illinois (Oct. 30, 2020), 124 yards vs. Austin Peay (Mar. 14, 2021) and 104 yards vs. Southern Illinois (Sept. 2, 2021).

Pick Six

Inside linebacker Mike Matthews returned his first interception of the season 10 yards for a touchdown in the third quarter vs. Southern Illinois (Sept. 2). It was Matthews' first pick six and the second interception of his career.

2021 SOUTHEAST MISSOURI FOOTBALL NOTES

MURRAY STATE // OCT. 16



Season 117

The 2021 campaign is Southeast Missouri's 117th season of college football. The Redhawks are in their 31st season at the NCAA Division I Football Championship Subdivision (FCS) level. SEMO joined the FCS in 1991 and is 128-217 with two Ohio Valley Conference titles (2010, 2019) and three NCAA Playoff appearances (2010, 2018, 2019) as a Division I program.

Redhawks Second in OVC Preseason Poll

The Redhawks were picked second in the 2021 Ohio Valley Conference Preseason Poll announced July 19. Southeast Missouri received 60 points and three first-place votes in the poll selected by OVC Head Coaches and Communication Directors. Murray State is this year's preseason favorite. Austin Peay shared the second-place spot with SEMO. Here is the complete 2021 OVC Preseason Poll:

Team (First-Place Votes)	Pts.
1. Murray State (14)	64
2. Austin Peay (4)	60
Southeast Missouri (3)	60
4. UT Martin	38
5. Tennessee State	32
6. Tennessee Tech	28
7. Eastern Illinois	12

SEMO vs. Ranked FCS Opponents

Southeast Missouri is 8-30 against ranked Football Championship Subdivision opponents since 2004. The Redhawks are looking to end a four-game losing streak in such contests. SEMO last beat a ranked FCS team in 2019 when they toppled then-#14 Jacksonville State, 24-21, on Oct. 19, 2019 in Jacksonville, Alabama. The last time SEMO beat a ranked non-conference FCS opponent was in the first round of the 2018 FCS Playoffs (28-14, vs. #15 Stony Brook, Nov. 24 in Cape Girardeau).

Short Turnaround

The Redhawks completed an abbreviated eight-game 2020-21 season on Apr. 11, 2021. Southeast Missouri played a seven-game Ohio Valley Conference schedule last spring due to a global COVID-19 pandemic. Thursday's matchup against #7 Southern Illinois is exactly 144 days from when SEMO ended its 2020-21

campaign with a 46-23 road win at Tennessee State.

Redhawks vs. #1 Opponents

Southeast Missouri faced a #1 team for the fifth time in program history when it lost to Sam Houston, 52-14, on Sept. 11. With the loss, SEMO fell to 0-5 all-time in those contests.

11/20/99	vs. #1 Tennessee State	L, 28-35
11/21/09	vs. #1 Southern Illinois	L, 24-42
12/4/10	at #1 Eastern Washington	L, 17-37
11/14/15	at #1 Jacksonville State	L, 28-56
9/11/21	at #1 Sam Houston	L, 14-52

24 Wins

Southeast Missouri has won a combined 24 games over the last four seasons, most in the Ohio Valley Conference during that stretch. The Redhawks put together a 24-16 record after going 9-4 in both 2018 and 2019, 4-4 in 2020 and 2-4 in 2021. SEMO also won the OVC title in 2019 and made the Football Championship Subdivision Playoffs twice (2018, 2019) since the 2018 campaign.

Roster Talk

The Redhawks' 96-man roster which consists of 30 seniors, six graduate students, 22 juniors, 23 sophomores and 21 freshmen. Southeast Missouri also returns 15 starters, including eight on offense and seven on defense.

Matukewicz Momentum

Tom Matukewicz is in his eighth year as Southeast Missouri's head coach in 2021. With a total of 39 wins and 31 in Ohio Valley Conference play, Matukewicz has the most victories of any head coach in SEMO's NCAA Division I era. He has also guided the Redhawks to one OVC title (2019) and two Football Championship Subdivision Playoff appearances (2018, 2019). Matukewicz is 39-45 and 31-25 as SEMO's head coach. He will assume the role of defensive coordinator in addition to his head coaching position this season.

Daunting Non-Conference Slate

The Redhawks completed one of the toughest non-conference schedules in the nation. Southeast Missouri played #7 Southern Illinois (Sept. 2) at home and both reigning

FCS National Champion and #1 Sam Houston State (Sept. 11), and Football Bowl Subdivision and Southeastern Conference member Missouri (Sept. 18) on the road. SEMO and Sam Houston will start a home-and-home series and the Bearcats are scheduled to return the trip to Cape Girardeau on Sept. 13, 2025. This year is the first in program history where the Redhawks faced the reigning FCS National Champion in a season.

Ogbonna Earns Starting Quarterback Job

Hutchinson Community College transfer CJ Ogbonna was named Southeast Missouri's starting quarterback on Aug. 22, a day after the Redhawks ended their preseason camp. A native of Marietta, Georgia, Ogbonna will make his first career NCAA Division I start under center when SEMO hosts longtime rival and #7 Southern Illinois Thursday. He spent the last two seasons at Hutchinson CC in Kansas. Ogbonna helped guide the Blue Dragons to the NJCAA National Championship. He completed 80 percent of his passes in five games. Ogbonna threw for 736 yards and eight touchdowns on 57-of-92 attempts his final junior college campaign. He edged Louisville transfer Christian Perez in a tight quarterback race during the preseason.

Preseason Honors

Honors poured in for the Redhawks prior to the 2021 campaign. Bryson Donnell (DT), Omarick Douglas (OLB), Zach Haynes (P), Geno Hess (RB), Shron Rodgers (OL), Jaden Rosenthal (OL) and Zack Smith (WR) each garnered Preseason All-Ohio Valley Conference accolades. Hess was named to the STATS Perform Preseason All-America Team and both the Walter Payton Award and College Football Performance Awards FCS National Performer of the Year Trophy Preseason Watch Lists. Meanwhile, Haynes was recently named to the FCS Punter of the Year Preseason Watch List.

Another Program First

With its 4-3 mark in 2020-21, Southeast Missouri posted a winning record in Ohio Valley Conference play for the third-straight season. It marked the first time in program



2021 SOUTHEAST MISSOURI FOOTBALL NOTES

MURRAY STATE // OCT. 16

history where SEMO put together a winning conference season in three consecutive years. The Redhawks also finished with 6-2 and 7-1 league records in 2018 and 2019, respectively.

All Aboard the Hess Express!

Geno Hess is back as Southeast Missouri's tailback this season. Hess, a First-Team All-Ohio Valley Conference selection in 2020, led the Football Championship Subdivision with 12 rushing touchdowns. He ran for 666 yards on 137 carries in eight games and four starts. Hess averaged just under five yards per rush (4.9) and added two receptions out of the backfield. He ranked fourth among conference leaders and 15th in the FCS in rushing yards (82.1 ypg). Hess garnered Third-Team STATS Perform All-America honors and was named to the Walter Payton Award Watch List this preseason.

Redhawk Graduates

A total of six Southeast Missouri players will be playing their 2021 season as graduates. Veterans Oмарdrick Douglas (OLB) and Zack Smith (WR) are both in their sixth year with the program. Shabari Davis (CB) returns for his fifth season and Terry Cook (OL) is back for his third year at SEMO. Maine transfer Kenny Doak (K) and Northern Illinois transfer Jordan Cole (OLB) are also in their final college football season with the Redhawks in 2021.

Talented Wide Receivers

Southeast Missouri's wide receivers are as deep and talented as any team in the Ohio Valley Conference. The Redhawks bring back their top three pass catchers from last season in Zack Smith, Johnny King and Aaron Alston. Smith earned First-Team All-OVC accolades and was named his team's Most Valuable Player during a breakout 2020 campaign. He led the Redhawks with 38 catches for 403 yards and four touchdowns, while averaging 50.4 yards per game and 10.6 yards per reception a year ago. King and Alston are expected to complement Smith in SEMO's three-receiver sets. King rated second on the team with 31 receptions for 392 yards and two touchdowns. Despite missing the final two weeks of the spring with an ankle injury, Alston

managed to finish third on the team in receptions (18), receiving yards (256) and receiving yards per game (42.7).

Defensive Outlook

In addition to his job as head coach, Tom Matukewicz will take over as defensive coordinator this season following the departure of Bryce Saia. Saia resigned following the 2020 campaign after working seven years as SEMO's defensive coordinator. Mike Matthews (ILB), Oмарdrick Douglas (OLB), Lawrence Johnson (SS), Shabari Davis (CB), Bryson Donnell (DT), LaWilliam Holmes (DT) and Brandon Mincey (ILB) are the returning starters on the defensive side. Johnson (55), Matthews (45), Mincey (42) and Donnell (41) were SEMO's top four tacklers in 2020. Donnell claimed First-Team All-Ohio Valley Conference honors and Douglas was a Second-Team selection last spring.

From Walk-On to Scholarship

A trio of Southeast Missouri walk-ons were awarded scholarships prior to the 2021 season. Kicker/punter Adam Krause and running back Shamenski Rucker received their scholarships during the offseason, while quarterback Patrick Maddox was given his on the final day of the Redhawks preseason camp (Aug. 21). A total of 18 walk-ons have earned scholarships during Tom Matukewicz's eight years as SEMO's head coach.

Solid Special Teams

The Redhawks return everyone on special team with the exception of their long snapper. Zach Haynes, named to the FCS Punter of the Year Preseason Watch list, had a brilliant debut last season. He earned First-Team All-Ohio Valley Conference honors after topping the league and rating 15th in the FCS with 42.2 yards per punt. Haynes punted 36 times for 1,521 yards and dropped 15 of his punts inside the 20-yard line. Adam Krause is back at holder and SEMO brings back both Shabari Davis and Zack Smith, its top two return men. Davis was a Second-Team All-OVC pick as a punt returner in 2020. Place kicker Kenny Doak also returns after finishing second on the team in

scoring with 40 points on 5-of-9 field goals and 25-of-27 PATs.

Know that I'm Wearing "0"

Starting outside linebacker Oмарdrick Douglas is the first player in Southeast Missouri football history to wear the number zero on his jersey. It is the third number Douglas will don in his career. He was also listed on the roster at numbers 52 and 4 previously in his career.

Unprecedented Success

In 2020-21, Southeast Missouri Athletics reached unprecedented success when it won its first-ever Ohio Valley Conference Commissioner's Cup. The Commissioner's Cup is the league's ultimate symbol of overall athletic excellence in Conference-sponsored championships. SEMO accumulated 119 points and finished 7.5 points ahead of second-place Belmont (111.5) to win the coveted prize. Since the start of the 2019 calendar year, the Redhawks have won 11 conference championships, most in the OVC. Five of those titles came during a COVID-19 plagued spring in 2021. The Redhawks completed their remarkable 2020-21 campaign with a 93-42-1 (.688) record in conference regular-season play, their highest OVC regular-season conference winning percentage in school history. In addition, SEMO was the only OVC school that qualified for every conference championship last season.

Personnel File

Three new coaches joined Southeast Missouri's football staff ahead of the 2021 season. Cooper Bassett (offensive line), Nate Dreiling (defensive run game coordinator/inside linebackers) and Issac Reed (running backs) begin their first Football Championship Subdivision coaching jobs this year. Bassett worked the last four years as offensive line coach at NCAA Division II West Texas A&M. Dreiling joins the Redhawks after spending the 2020 campaign as defensive analyst at the University of Oregon. And, Reed previously worked the last season as running backs coach at the University of Buffalo.

2021 SOUTHEAST MISSOURI FOOTBALL NOTES

MURRAY STATE // OCT. 16



2021 OVC Schedule

Ohio Valley Conference football playing members will play six conference games in a round-robin format as part of this year's official OVC schedule. OVC Directors of Athletics agreed to schedule additional games against OVC opponents outside the structure of the conference schedule as a way to play competitive games within the region. These designated matchups against OVC opponents will not count in the conference standings. Southeast Missouri will begin its OVC season at home against Tennessee State (Sept. 25). Murray State (Oct. 16), Eastern Illinois (Oct. 30) and UT Martin (Nov. 20) also come to Cape Girardeau although the home game with Murray State will not count in the conference standings. The away portion of the Redhawks schedule includes trips to Tennessee Tech (Oct. 2), Austin Peay (Oct. 9), UT Martin (Oct. 23) and Murray State (Nov. 13). The road game at UT Martin is designated as SEMO's other matchup that will not count in the OVC standings.

Redhawks in the NFL

Four former Southeast Missouri players are presently with NFL teams. Drew Forbes (G) is with the Cleveland Browns, Kristian Wilkerson (WR) is with the New England Patriots and Mike Ford (CB) is with the Denver Broncos. Forbes, a sixth-round selection and the 189th pick in the 2019 NFL Draft was SEMO's second-highest draft pick in program history.

OVC Content Gathering Sessions

The Ohio Valley Conference will hold "Weekly Content Gathering Sessions" with OVC football head coaches this fall. This time will be used for the OVC staff to interview head coaches and create content used on various video and audio platforms, and social media throughout the week. Southeast Missouri Head Coach Tom Matukewicz will be available from 11:20-11:30 a.m., CT each week. Join the weekly Zoom meeting at:

Zoom Link: [https://us02web.](https://us02web.zoom.us/j/89143614731?pwd=bHRiZnowVTEvM01SWno1aFdtaUtpZz09)

[zoom.us/j/89143614731?p-](https://us02web.zoom.us/j/89143614731?pwd=bHRiZnowVTEvM01SWno1aFdtaUtpZz09)

[wd=bHRiZnowVTEvM01SWno1aFdtaUtpZz09](https://us02web.zoom.us/j/89143614731?pwd=bHRiZnowVTEvM01SWno1aFdtaUtpZz09)

Meeting ID: 891 4361 4731

Passcode: 478550

Weekly Content Gathering Sessions will be

Tuesdays each week during the season beginning Aug. 31.

Football Radio Show

Southeast Missouri's Football Radio Show will be held on Mondays at Wings Etc. each week. The show will air live on ESPN 93.5 FM and 1220 AM from 12-1 p.m., CT each week. There will be a total of 12 shows with eight at Wings Etc. Cape Girardeau location and four at the Wings Etc. Jackson location. Visit SEMORedhawks.com for the complete radio show schedule.

South Side of Houck Field Closed for 2021 Season

A recent structural assessment revealed that Houck Field's south grandstand structure has surpassed its original useful life and the rate of deterioration of the concrete structure has accelerated. The safety of the fans is of utmost importance and, as a result, Southeast Missouri made the difficult decision to cease the use of the south grandstand and press box area of the stadium. The decision results in modified gameday operations and reduced spectator capacity for the fall 2021 season. Houck Field will turn 91 years old on Oct. 3.

Construction Approved for First Phase of a New Houck Field

On September 24, 2021, the Southeast Missouri State University Board of Governors approved action to begin the first phase of construction for a new Houck Field. The first phase of the project will include demolition of the existing south grandstand structure as well as construction of a new south seating bowl and concourse with new restrooms and concession areas. Current plans indicate this phase will be complete in time for the Fall 2022 season. Beyond the initial work to be completed, the remainder of the South Sideline project has two additional phases, which will be completed as funding is identified. Items to be incorporated in these phases include a locker room for the football and soccer teams, an athletic training space, centralized ticketing, and a two-level press box, equipped with operational areas and a new club level. Future plans for the Houck Field renovations will not be limited to the South Sideline rebuild.

Additional phases will involve renovation of the North Sideline seating area and construction of a new field house. Southeast Missouri State University contracted with Hollis + Miller, an architecture and design firm based in Kansas City, Missouri. Hollis + Miller Architects were selected through a competitive Request for Qualifications (RFQ) process to provide professional architectural, engineering, scheduling and planning services for stadium renovation and construction. Conceptual designs for a stadium renovation were completed in August 2019 and have served as the focal point of the Department of Athletics' plan to rebuild Houck Field.



TOM MATUKEWICZ

HEAD COACH

Love, Effort, Attitude and Discipline (L.E.A.D.) are the cornerstones of Tom Matukewicz's process-driven Southeast Missouri football program.

Matukewicz begins his eighth year as the Redhawks head coach in 2021. He guided his teams to one Ohio Valley Conference title (2019), two NCAA Football Championship Subdivision Playoff appearances (2018, 2019) and the school's only FCS Playoff win (2018). Matukewicz also has six wins over nationally-ranked FCS opponents, most of any head coach in SEMO history.

SEMO put together three-straight winning seasons in OVC play, another program first for Matukewicz. The Redhawks put together back-to-back nine-win campaigns for the first time

in program history when they finished at 9-4 in each of the 2018 and 2019 seasons. SEMO went a combined 12-1 at home over that span, as well.

In a challenging year brought on by a global COVID-19 pandemic, SEMO finished its abbreviated 2021 season with an overall record of 4-4 and took fourth in the OVC with a 4-3 mark. Along the way, Matukewicz reached the most wins (37) and OVC wins (29) of any head coach during SEMO's NCAA Division I era.

Under Matukewicz, SEMO has ranked among the nation's Top-25 teams in either the FCS STATS Media or American Football Coaches Association (AFCA) Polls a total of 18 weeks, including two in 2020, 13 in 2019 and three in 2018. The Redhawks achieved their

highest ranking of #12 in the Sept. 2 and Nov. 25 STATS Media Polls during the 2019 campaign. SEMO ranked #13 and #17 in the final STATS Media Polls in 2018 and 2019, respectively.

Every year that Matukewicz has been head coach at SEMO, the Redhawks finished among the top two in the OVC in either red zone defense, sacks, turnover margin, third down defense or interceptions.

In 2020, led the OVC and rated eighth in the nation in red zone defense. The Redhawks also ranked eighth in the FCS with 10 interceptions.

The 2019 Redhawks led the OVC and ranked 20th nationally in interceptions (14). SEMO rated second in the league in red zone defense and had 24 takeaways, which ranked third

among conference foes.

Matukewicz's 2019 squad claimed a share of the OVC title and advanced to the FCS Playoffs for the second-straight year. The Redhawks went 7-1 in conference play en route to just their second OVC crown in school history and first since 2010.

The Redhawks upended then-#14 Jacksonville State on the road becoming the first team to beat JSU in Jacksonville, Alabama in SEMO's Division I era. Matukewicz became the first head coach to knock off the Gamecocks in back-to-back seasons during the school's entire Division I tenure (since 1991). Additionally, the Redhawks ended JSU's 36-game winning streak in OVC play and 32-game winning streak in home regular-season contests.

2021 SOUTHEAST MISSOURI FOOTBALL NOTES

MURRAY STATE // OCT. 16



SEMO's lone conference blemish was on the road at Austin Peay, which shared the regular-season championship with the Redhawks. After that, SEMO won its final six games of the season and hoisted the trophy following a 31-24 home victory over rival Murray State. The Redhawks closed out 2019 with a loss to Illinois State during the first round of the FCS Playoffs in Cape Girardeau.

In 2018, SEMO's program turned the corner with a historic season that saw Matukewicz guide the Redhawks to a 9-4 overall record, second-place finish in the OVC and the school's first NCAA FCS Playoff berth in eight years..

The Redhawks knocked off two ranked opponents and

posted their first postseason victory when they toppled #15 Stony Brook in the first-ever NCAA Playoff game played at Houck Field.

The Redhawks nearly swept the league's coveted specialty awards as Matukewicz was named OVC Coach of the Year, linebacker Zach Hall was tabbed Defensive Player of the Year and running back Marquis Terry was selected Offensive Player of the Year.

Statistically, the Redhawks led the FCS in turnover margin (+1.85), turnovers gained (36), interceptions (23), blocked punts allowed (0) and fumbles lost (1). SEMO also led the OVC in 13 different categories.

Along the way, SEMO broke six single-season school

records, including points scored (482), points per game (37.1), touchdowns (63), total plays (891) and all-purpose yards (7,094).

Six players earned All-America recognition. Hall, who became SEMO's first player to win the Buck Buchanan National Defensive Player of the Year award, was named to eight All-America teams alone. Forbes, Terry, Bydarrius Knighten, DJ Freeman and Zion Custis were the Redhawks other All-America honorees.

Nine individuals garnered All-OVC accolades. Daniel Santacaterina, Terry, Forbes, Hall and Knighten were first-team selections, while Clarence Thornton, Justin Swift, Kristian Wilkerson and Lucas Orchard were second-team picks.

SEMO went a perfect 6-0 at home and later won 13 in a row at Houck Field prior to its first-round FCS Playoff loss to Illinois State (Nov. 30, 2019).

Following the 2018 campaign, Matukewicz received a contract extension through Jan. 31, 2023.

"Coach Matukewicz has a special ability to develop young men both on and off the field, said Director of Athletics Brady Barke. "He is building a championship caliber football program, and we have a great opportunity to build upon our recent success. We have seen firsthand the positive impact that a successful football program can have on our University and community and I'm excited to have him lead our program into the future."

SEMO led the OVC and ranked sixth in the FCS with 37 sacks in 2017. The Redhawks also ranked among the top four teams in the league in scoring defense (21.8 ppg allowed), rushing offense (4th, 137.7 ypg), kickoff returns (3rd, 22.8 ypr), punt return average (3rd, 10.1 ypr), sacks allowed (3rd, 14), fourth-down conversions (3rd, 50 pct.), turnover margin (2nd, +3) and red zone defense (4th, 75 pct.).

Four Redhawks, including Kendall Donnerson (first-team), Terry (first-team), Hall (second-team) and Forbes (second-team) garnered All-OVC accolades. Donnerson was later drafted by the Green Bay Packers, becoming the first SEMO player to be drafted in 14 years.

In 2016, SEMO lost four games by a combined 12 points en route to finishing with an overall record of 3-8.

The Redhawks ranked third in the OVC in both scoring defense (24.4 ppg allowed) and rushing defense (138.5 ypg allowed), and boasted the league's second-best red zone defense. Five Redhawks, including Chad Meredith (first-team), Alex Knight (first-team), Cameron Sanders (first-team), Will Young (second-team) and Jesse Hosket (all-newcomer) earned All-OVC honors.

SEMO completed its 2015 campaign ranked among the top three teams in the OVC in rushing offense (2nd, 182.9 ypg), kickoff returns (20.6 ypr), punt return average (3rd, 9.6 ypr),





2021 SOUTHEAST MISSOURI FOOTBALL NOTES

MURRAY STATE // OCT. 16

kickoff coverage (2nd, 40.6 net avg.), sacks (2nd, 31), fourth down conversions (2nd, 60 pct.) and turnover margin (1st, +10). The Redhawks 31 sacks were third-most in a season. In addition, SEMO led the league in turnover margin after ranking last in that category the year before. The Redhawks faced four ranked teams and lost four games by a combined 14 points last season, as well.

Individually, Dante Vandeven, Tremane McCullough, Paul McRoberts, Garret Baker, Mike Ford, Knight and Roper Garrett earned All-OVC honors in 2015.

Vandeven was the league's Freshman of the Year, McCullough and McRoberts were first-team selections and Baker, Garrett, Knight and Ford were second-team picks. Vandeven, McCullough, Baker, Garrett, Knight and Ford are

back this year.

McRoberts went on to sign as an undrafted free agent with the Los Angeles Rams and was then signed to the team's active roster on Dec. 23, 2016. McRoberts is now on the practice squad for the Canadian Football League's Saskatchewan Roughriders.

Five others who played under Matukewicz at SEMO are or were in the professional football ranks. Josh Avery (Seattle Seahawks) and Kristian Wilkerson (Tennessee Titans, New England Patriots) signed as undrafted free agents shortly after the 2019 NFL Draft. Mike Ford (Detroit Lions) and Forbes (Cleveland Browns) are on active NFL rosters. Forbes was SEMO's second-highest draft pick in program history. Currently a free agent, Donnerson had stints with the

Green Bay Packers, Las Vegas Raiders, Cincinnati Bengals and Carolina Panthers.

A native of Silver Lake, Kansas, Matukewicz hit the ground running during his head coaching debut in 2014.

That year, SEMO celebrated two wins over ranked opponents, beating then-No. 3 Southeastern Louisiana and then-No. 20 Tennessee State. Southeastern Louisiana was the highest-ranked opponent Southeast had ever beaten and the 2014 campaign marked the first time the Redhawks knocked off two ranked opponents in a season.

After those wins, SEMO moved to No. 23 in the Oct. 6, 2014 Sports Network Poll, claiming its first Top 25 ranking since the end of the 2010 season.

Statistically, the Redhawks led the OVC in third down conversion percentage (45.7), fourth down conversion percentage (66.7) and sacks allowed (9).

SEMO was also sixth in the FCS in sacks allowed, 13th in fourth down conversion percentage and 14th in third down conversion percentage.

As a team, the Redhawks scored 384 points, their most in a season since 2002.

The excitement of Matukewicz's brick-by-brick approach generated an increase in home attendance during two of his first three seasons as head coach.

Matukewicz coached a total of 36 All-OVC performers, including one OVC Offensive

Player of the Year (Terry), one OVC Defensive Player of the Year (Hall), one OVC Freshman of the Year (Vandeven), 19 first-team selections and 17 second-team picks during his first seven years as SEMO's head coach. McRoberts became the first Redhawk player invited to the Reese's Senior Bowl, as well.

Off the field, Matukewicz's program is highly visible in the community and often engages in random acts of kindness. He simply uses goodwill to teach his players valuable life lessons.

SEMO teamed up with the Cape Girardeau Police Department to raise money for the Minority Police Academy Scholarship Fund on Oct. 10, 2020. The event raised \$13,000, which helped fund two scholarships.

In 2015, SEMO partnered with Saint Francis Medical Center to announce a new collaboration, taking the Redhawks' Pink Up efforts to a new level.

As part of a Pink Up Jersey Auction, the football team raised over \$75,000 for breast cancer awareness over a four-year period. The Redhawks donned special pink jerseys, each personalized with a name in honor or memory of a survivor or loved one during this special initiative.

Before its 2016 season-opener at Memphis, SEMO visited St. Jude Children's Research Hospital. Redhawk players, coaches and support staff toured the amazing facility that leads the way the world understands, treats and defeats childhood cancer and other





life-threatening diseases. SEMO donated teddy bears and other items along with a check for over \$500 to St. Jude Children's Research Hospital.

On July 21, 2016, Matukewicz organized a Cops and Hawks flag football game which brought a whole community together in light of shootings in the United States. Redhawk players and local law enforcement officials were teammates in the event which raised \$4,500 for BackStoppers, a non-profit organization that provides needed financial assistance and support to the spouses and dependent children of fallen and injured service members in the line of duty.

During SEMO's 2014 season-opener against Missouri Baptist, the Redhawk captains took a No. 14 jersey to midfield for the coin toss to honor the memory of Kaden Robert. Robert was a Kelly High School football player who died in an accidental shooting on June, 2014.

A week later, Michael Douglas, a 16-year old from Kansas, accompanied the Redhawks on the sideline for their game against the Jayhawks on Sept. 6, 2014. Douglas was diagnosed with an interstitial lung disease when he was a year old and has to use an oxygen tank. The teenager initially contacted wide receiver Mike Cyliax for an autograph the summer before the 2014 campaign. Once Matukewicz heard the story, he wrote Douglas a letter and invited him to the game.

SEMO's football program generously donated to the Nolan

Weber Believers 5K & Fun Run/Walk in nearby Jackson. Weber was a soccer player at Jackson High School who fought brain cancer for almost three years (doubling the life expectancy of what his illness normally came with) before he passed away. The contribution went to the Believing Beyond Nolan Weber Foundation that provides financial and/or spiritual/emotional support to children and their families battling cancer and other catastrophic illnesses.

Matukewicz also presented a check to the parents of Dominic Hooper -- a Scott City teen who tied in February, 2014 from injuries sustained in an ATV accident -- during the team's annual spring game.

A tireless worker, Matukewicz brings energy and passion unlike any other. His commitment to excellence and brick-by-brick mantra have the Redhawks soaring to new heights.

Popularly known as "Coach Tuke," Matukewicz was introduced as SEMO's 13th head coach on Dec. 18, 2013. Matukewicz is used to transforming programs into winners and he did just that as an assistant coach at Northern Illinois and Southern Illinois.

While at NIU, Matukewicz helped lead the Huskies to the Mid-American Conference West title in 2010 and an outright MAC Championship in 2011. Matukewicz was the linebackers coach in 2011 after serving as defensive run-game coordinator for three seasons under then-



head coach Jerry Kill.

Matukewicz reached the pinnacle of his NIU stint when he was interim head coach for the Huskies' trip to the 2010 Humanitarian Bowl after Kill accepted the Minnesota job at the end of the season. He led NIU to a commanding 40-17 victory over Fresno State in that game.

Matukewicz was responsible for coordinating the Huskies' run defense during his first three seasons at NIU. In 2010, the Huskies ranked 24th nationally and third in the MAC in rushing defense, allowing 126.5 yards per game. NIU also had the MAC's No. 1 total defense in 2008 and 2009.

In his first year in DeKalb, Matukewicz was part of a staff that turned NIU into the No. 1 scoring and total defense in the MAC, and one of the top

20 units in the country. The Huskies boasted the second-most improved scoring defense in the nation in 2008. That year, NIU allowed only 18 points per game, down from 30.8 the previous season. The Huskies ranked 17th nationally in total defense and was fifth in the country in pass defense.

Before that, Matukewicz spent seven seasons at SIU. As linebackers coach and run-game coordinator, he had a big hand in three Missouri Valley Football Conference championships (2003, 2004, 2005) and five NCAA Football Championship Subdivision playoff berths (2003, 2004, 2005, 2006, 2007).

Matukewicz was named the 2007 FCS Assistant Coach of the Year by the American Football Coaches Association after helping turn the Salukis into one of the top rushing



2021 SOUTHEAST MISSOURI FOOTBALL NOTES

MURRAY STATE // OCT. 16

defenses in the nation. SIU held its opponents to a rushing average below 135 yards per game every year from 2002-07. The Salukis had three of the top-10 rushing defenses in program history during that time.

Matukewicz's 2004 linebacker corps formed the heart of a defense which gave up just 101.7 rushing yards per game, led the nation in scoring defense and allowed 13.2 points per contest. Matukewicz made one more stop at the University of Toledo prior to accepting his first head coaching job at Southeast.

At Toledo, Matukewicz was defensive coordinator and linebackers coach for the 2012 and 2013 seasons.

In 2012, Matukewicz helped guide a defense that ranked among the top 25 in the nation in fourth-down conversion (9th), red-zone defense (10th), interceptions (18th) and turnovers forced (25th). The

Rockets went 9-4 and earned a trip to the 2012 Famous Idaho Potato Bowl.

Matukewicz's defense also featured the nation's leading tackler in linebacker Dan Molls. Molls had 166 tackles, earned First-Team All-MAC honors and became Toledo's first Academic All-American in eight years.

Matukewicz completed his undergraduate work at Fort Hays State. He received his bachelor's degree in physical education in 1997 and then earned his master's degree in administration at Pittsburg State.

Matukewicz coached at Fort Hays State (1996-97), Pittsburg State (1997-99), Coffeyville Community College (1999-2000) and Emporia State (2000-01) prior to his NCAA Division I football tenure.

Matukewicz and his wife, Lenna, have two daughters, Georgia and Shelby.

■ Matukewicz By the Numbers

39

Wins

Most among SEMO head coaches during NCAA Division I era.

36

All-Ohio Valley Conference Selections

*19 First-Team Selections
17 Second-Team Selections*

31

OVC Wins

Most among SEMO head coaches.

25

Wins by a Senior Class (2017-2020)

Most of any senior class under a SEMO head coach.

19

Weeks in FCS Top-25 Polls

Matukewicz's teams ranked among the Top-25 in either the FCS STATS Media or AFCA Coaches Polls.

8

All-Americans

*Zach Hall, Marquis Terry, Drew Forbes, Kristian Wilkerson, Elijah Swehla, Mike Matthews, Zion Custis, Zach Haynes
* First, Second, Third-Team and Freshmen*

6

Wins Over Ranked FCS Opponents

Most of any SEMO head coach.

3

Consecutive Winning OVC Seasons

First time in program history.

2

NFL Draft Picks

*Kendall Donnerson, LB, 7th Round, Green Bay (2018)
Drew Forbes, OT, 6th Round, Cleveland (2019)*

2

Nine-Win Seasons

*2018 (9-4) • 2019 (9-4)
Most of any SEMO head coach.*

2

FCS Playoff Appearances

*2018 • 2019
Most of any SEMO head coach.*



2021 SOUTHEAST MISSOURI FOOTBALL NOTES

MURRAY STATE // OCT. 16



■ The Matukewicz File

Experience:

27th Year (Eighth at SEMO)

Hometown:

Silver Lake, Kan.

Birthdate:

August 5, 1973

Alma Mater:

Fort Hays State, 1997

Education:

B.S. Physical Education (Fort Hays State)
Master's Administration (Pittsburg State)

Date Hired:

December 18, 2013

Family:

Wife - Lenna
Children - Georgia, Shelby

Coaching Experience:

Fort Hays State, DL/ST, 1995-96
Pittsburg State, OT/TE, 1997-98
Coffeyville CC, OT/TE, 1999
Emporia State, DL, 2000
Southern Illinois, LB/Run Game, 2001-07
Northern Illinois, Run Game, 2008-10
Northern Illinois, LB, 2011
Toledo, Defensive Coordinator, 2012-13
Southeast Missouri, Head Coach, 2014-pr.

Matukewicz Year-by-Year Records

Year	School	Assignment	Record	Conference Finish	Postseason
1995	Fort Hays State	D-Line/Special Teams	8-2-2	-	-
1996	Fort Hays State	D-Line/Special Teams	7-3	-	-
1997	Pittsburg State	Offensive Tackles/Tight Ends	9-2	-	NCAA Division II Playoffs
1998	Pittsburg State	Offensive Tackles/Tight Ends	7-2	-	-
1999	Coffeyville CC	Offensive Tackles/Tight Ends	5-5	-	-
2000	Emporia State	Defensive Line	6-5	-	-
2001	Southern Illinois	LBs/Run-Game Coordinator	1-10	-	-
2002	Southern Illinois	LBs/Run-Game Coordinator	4-8	-	-
2003	Southern Illinois	LBs/Run-Game Coordinator	10-2	-	NCAA FCS Playoffs
2004	Southern Illinois	LBs/Run-Game Coordinator	10-2	-	NCAA FCS Playoffs
2005	Southern Illinois	LBs/Run-Game Coordinator	9-4	-	NCAA FCS Playoffs (Quarterfinals)
2006	Southern Illinois	LBs/Run-Game Coordinator	9-4	-	NCAA FCS Playoffs (Quarterfinals)
2007	Southern Illinois	LBs/Run-Game Coordinator	12-2	-	NCAA FCS Playoffs (Semifinals)
2008	Northern Illinois	Run-Game Coordinator	6-7	-	Independence Bowl
2009	Northern Illinois	Run-Game Coordinator	7-6	-	International Bowl
2010	Northern Illinois	Interim Head Coach	11-3	-	Humanitarian Bowl (win credited to Matukewicz)
2011	Northern Illinois	Linebackers	11-3	-	GoDaddy.com Bowl
2012	Toledo	Defensive Coordinator	9-4	-	Famous Idaho Potato Bowl
2013	Toledo	Defensive Coordinator	7-5	-	-
2014	Southeast Missouri	Head Coach	5-7, 3-5 OVC	16th	-
2015	Southeast Missouri	Head Coach	4-7, 3-4 OVC	5th	-
2016	Southeast Missouri	Head Coach	3-8, 3-5 OVC	7th	-
2017	Southeast Missouri	Head Coach	3-8, 3-5 OVC	6th	-
2018	Southeast Missouri	Head Coach	9-4, 6-2 OVC	2nd	NCAA FCS Playoffs (Second Round)
2019	Southeast Missouri	Head Coach	9-4, 7-1 OVC	1st	NCAA FCS Playoffs
2020	Southeast Missouri	Head Coach	4-4, 4-3 OVC	4th	-
2021	Southeast Missouri	Head Coach	2-4, 2-1 OVC	-	-

Overall Record: 40-46

Record at Southeast Missouri, 39-46, 31-26 Ohio Valley Conference (7 years)

Record at Northern Illinois, 1-0, win in Humanitarian Bowl credited to Matukewicz (2010)

Record as a College Assistant, 147-79-2 (19 years)

Coaching Honors

- 2018 Roy Kidd OVC Coach of the Year
- 2007 FCS Assistant Coach of the Year

Assistant Coaches / Football Staff

In the Press Box: Dreiling, Kramer, Madison, Orchard



Jerome McDowell
Offensive Coord./QB
Fourth Year



Matt Martin
Special Teams/OLB
Eight Year



Nate Dreiling
ILB/Def. Run Game
Fifth Year



Ray Smith
Def. Pass Game/CB
Fifth Year



Justin Drudik
Off. Pass Game/WR
Fourth Year Year




Jerone Williams
Defensive Line
Third Year



Cooper Bassett
Offensive Line
First Year



Justin Kramer
Asst. HC/TE
Second Year



Issac Reed
Running Backs
First Year




Connor Benado
Defensive Quality
Control



Tevin Madison
Assistant DB



Luke Berblinger
Recruiting
Coordinator




Lucas Orchard
Graduate Assistant



Brett Blackman
Director of
Operations
& Equipment



Ben Fox
Sports Medicine



Ryan Napoli
Sports Performance

OVC CHAMPIONS | 2010 • 2019 NCAA PLAYOFFS | 2010 • 2018 • 2019



2021 SOUTHEAST MISSOURI FOOTBALL NOTES

MURRAY STATE // OCT. 16

No.	Name	Pos.	Ht.	Wt.	Cl.	Years Remaining	Hometown	High School/Previous College
0/4	Omarbrick Douglas	OLB	6-3	221	Gr.	1	Louisville, Ky.	Ballard
1	Jalyn Williams	QB	6-1	200	Jr.	4	Atlanta, Ga.	Westlake
2	Brandon Mincey	ILB	6-0	230	Sr.	1	Plantation, Fla.	American Heritage/Garden City CC
3	Christian Perez	QB	6-1	175	Jr.	4	East St. Louis, Ill.	East St. Louis/Louisville
3	Louis Taylor III	S	6-1	180	So.	4	Martinsville, Va.	Magna Vista/Liberty
4	Johnny King	WR	6-4	180	Sr.	2	Lauderdale Lakes, Fla.	Boyd H. Anderson/Northeastern Okla. A&M
5	CJ Ogbonna	QB	6-2	215	Jr.	3	Marietta, Ga.	Wheeler/Hutchinson CC
5	Ty Leonard	DB	6-0	170	Jr.	3	Louisville, Ky.	Butler
6	Geno Hess	RB	5-8	195	Sr.	2	Peoria, Ill.	Peoria
6	William McCall	DB	6-1	175	Jr.	3	Warner Robins, Ga.	Northside/Highland CC
7	Lawrence Johnson	DB	6-0	194	Sr.	2	St. Louis, Mo.	Riverview Gardens
7	Rashaan Palmer	WR	6-4	195	Jr.	4	Chicago, Ill.	Simeon
8	Pervis Frazier	WR	6-0	190	Sr.	2	Louisville, Miss.	Louisville/East Mississippi CC
8	Trai Hodges	DB	5-10	170	Sr.	2	Rome, Ga.	Rome
9	Zack Smith	WR	5-9	190	Gr.	1	Louisville, Ky.	Male
11	Mike Matthews	ILB	6-1	235	Jr.	3	Fayetteville, N.C.	Jack Britt
11	Evan Coleman	WR	5-11	160	Jr.	4	Brentwood, Tenn.	Ravenwood
12	Jacob Buie	QB	6-5	220	Sr.	2	Memphis, Tenn.	University School of Jackson
12	Jordan Cole	OLB	6-2	215	Gr.	2	Ferguson, Mo.	McCluer South-Berkeley/Northern Illinois
13	Wesley Roberts IV	WR	6-3	185	So.	4	Palatka, Fla.	Palatka
14	Cameron Powell	DB	6-1	170	So.	4	St. Louis, Mo.	Christian Brothers
15	Garrett Todd	WR	5-10	165	Jr.	4	Lebanon, Tenn.	Wilson Central
15	Clark Curno	K	6-0	185	Fr.	4	Jackson Hole, Wyo.	Jackson Hole
16	Austin Carter	OLB	6-3	245	Jr.	2	Broken Arrow, Okla.	Broken Arrow/Northeastern Okla. A&M
17	Patrick Maddox	QB	6-0	175	Sr.	2	Kennett, Mo.	Kennett
17	Reid Potts	QB	6-2	175	Fr.	4	Nixa, Mo.	Nixa
18	Keandre Booker	OLB	6-3	210	Jr.	4	Moss Point, Miss.	Moss Point
19	Adam Krause	K/P	6-0	190	Sr.	2	Chicago, Ill.	Montini Catholic/Western Kentucky
20	Q'Nairies Anderson	RB	5-11	180	Jr.	4	Charleston, Mo.	Charleston
21	Shamenski Rucker	RB	5-10	175	So.	4	Lawrenceville, Ga.	Central Gwinnett
22	Tyler Nelome	DB	6-3	180	So.	4	Hampton, Ga.	Dutchtown
23	Micah Fann	OLB	6-3	234	So.	4	Nashville, Tenn.	Nashville Christian
24	Shabari Davis	DB	6-0	180	Gr.	1	Garden City, Ga.	Groves/Garden City CC
25	Keveon Robbins	RB	6-0	200	Fr.	4	Sparta, Ga.	Hancock Central
26	Keilyn Tyus	OLB	6-3	210	So.	4	Barnesville, Ga.	Lamar County
27	Jay Callentine	OLB	6-2	205	Jr.	3	West Chicago, Ill.	Wheaton Academy/Missouri S&T
28	Amarion Whitfield	WR	5-11	175	Fr.	4	Brunswick, Ga.	Brunswick
29	Jalon Benson	DB	5-10	183	So.	4	Rockford, Ill.	Harlem
30	LaDarius "Dee" Rule	ILB	6-1	220	Sr.	1	Horn Lake, Miss.	Lake Cormorant/Northwest Mississippi CC
31	Kenny Doak	K	5-10	200	Gr.	1	Perkasie, Pa.	Central Bucks West/Maine
32	Bryce Norman	ILB	6-0	220	Fr.	4	Jackson, Mo.	Jackson
32	Jaylan West	S	6-3	160	Fr.	4	Wilson, Ark.	Rivercrest
33	Stephen Cooper	DB	6-0	165	Fr.	4	Rock Hill, Mo.	Webster Groves
34	Antonio Taylor	DB	5-11	180	Fr.	4	Ellenwood, Ga.	Cedar Grove
35	Dony'e Taylor	DB	6-1	175	So.	4	Cape Girardeau, Mo.	Central
36	Austin Harpenau	K	6-0	175	Jr.	4	Overland Park, Kan.	Blue Valley Northwest/Western Illinois
37	Pernell Garner III	WR	5-8	140	Fr.	4	Wildwood, Mo.	Lafayette
38	Mali Walton	ILB	6-0	215	Fr.	4	Ballwin, Mo.	Parkway South
39	Dylan Schnitzler	RB	5-8	175	Fr.	4	Festus, Mo.	Jefferson
41	Jenson Walker	LS	6-3	235	So.	4	Holly, Mich.	Holly
42	Jaren Alnutt	TE	5-11	250	Jr.	4	Germantown, Tenn.	Houston
43	Zach Kriens	ILB	6-2	230	So.	4	Mesa, Ariz.	Higley/Rio Salado College
44	Jacob Morrissey	ILB	6-0	205	So.	4	Edwardsville, Ill.	Edwardsville
45	Izeal Terrell	ILB	6-3	220	Jr.	4	Alton, Ill.	Alton
47	Zach Haynes	K/P	6-1	170	Jr.	4	Potosi, Mo.	Potosi
48	Gary Robinson	ILB	6-0	205	So.	4	Hampton, Ga.	Dutchtown
49	DC Pippin	K	6-0	160	So.	4	Springfield, Ill.	Springfield
50	Lunden Manuel	DL	6-2	290	Jr.	4	Cordova, Tenn.	St. Benedict at Auburndale
56	Zack Gieg	OL	6-1	296	Jr.	3	Morgan Hill, Calif.	Valley Christian/Fresno State
57	Jeremiah Hayes	DL	6-0	300	Jr.	3	St. Louis, Mo.	Cardinal Ritter/McKendree
59	Matt Bigley	ILB	6-1	220	Sr.	2	West Salem, Wis.	West Salem/Ellsworth CC
60	AJ Laux	OL	6-4	275	So.	4	Gilbert, Ariz.	Higley
63	Braden Higgins	OL	6-6	270	So.	4	Du Quoin, Ill.	Du Quoin
64	Jaden Rosenthal	OL	6-2	305	Sr.	1	Grandview, Mo.	Grandview/Butler CC

2021 SOUTHEAST MISSOURI FOOTBALL NOTES

MURRAY STATE // OCT. 16



No.	Name	Pos.	Ht.	Wt.	Cl.	Years Remaining	Hometown	High School/Previous College
65	Jake Steward	OL	6-3	315	Jr.	4	Gardner, Kan.	Gardner-Edgerton
66	McKel Brumfield	OL	6-0	265	Fr.	4	Farmington, W.Va.	North Marion
68	Nate Korte	OL	6-4	305	Sr.	2	Morris, Ill.	Morris Community
70	Shyron Rodgers	OL	6-3	290	Sr.	2	Corinth, Miss.	Corinth/Northwest Mississippi CC
71	Alex Curry	OL	6-4	299	Fr.	4	Joplin, Mo.	Joplin
73	Will Christopher	OL	6-3	295	Sr.	2	Girard, Ill.	North Mac
74	Phillip Wilder	OL	6-5	280	So.	4	Jonesboro, Ga.	Mt. Zion
75	Clive Truschel	OL	6-3	315	Jr.	3	Clovis, Calif.	Clovis West/Fresno State
76	Terry Cook	OL	6-4	295	Gr.	1	Elgin, Texas	Elgin/Cisco College
77	Sage Sobrado	OL	6-2	280	Sr.	2	Fresno, Calif.	Fresno Christian/Santa Barbara City College
79	Khalyl Warren	OL	6-3	285	So.	4	Chicago, Ill.	Simeon
81	Jake Holten	WR	5-10	187	So.	4	Collinsville, Ill.	Collinsville
82	Terrell Jester	WR	6-0	190	So.	4	Griffin, Ga.	Griffin
83	Jack Clinkenbeard	WR	5-11	185	Fr.	4	Springfield, Mo.	Glendale
84	Zack Leininger	TE	6-5	250	Sr.	2	Hugoton, Kan.	Hugoton/Akron
85	Aaron Alston	WR	6-4	185	Sr.	2	Brighton, Tenn.	Brighton
86	Randol McDowell	TE	6-0	235	Fr.	4	Jackson, Mo.	Jackson
87	Caleb Strauss	TE	6-6	240	Sr.	3	Warrenton, Mo.	Warrenton
88	Will Weidemann	TE	6-5	240	Sr.	2	Clarion, Iowa	Goldfield/Ellsworth CC
89	Judd Cunningham	TE	6-0	195	Fr.	4	Farmington, Mo.	Farmington
90	Michael Harris	DL	6-2	250	Fr.	4	Shawnee, Kan.	Shawnee Mission Northwest
91	LaWilliam Holmes	DL	6-2	284	Sr.	2	Carthage, Miss.	Louisville/Copiah-Lincoln CC
92	Jaysen Triunfer	DL	6-0	250	Fr.	4	Paterson, N.J.	Kennedy
93	Bryson Donnell	DL	6-1	290	Sr.	1	Antioch, Tenn.	Lighthouse Christian
94	Harris Adams	DL	6-3	300	Fr.	4	Dickson, Tenn.	Nashville Christian
95	James Sackie	DL	6-0	290	Sr.	2	Providence, R.I.	Mt. Pleasant/Lackawanna College
96	Sam Keeper	DL	6-1	255	Fr.	4	St. Louis, Mo.	Cardinal Ritter
97	Caleb Webb	DL	5-11	270	Fr.	4	Cordova, Tenn.	Cordova
99	Steven Lewis	DL	6-1	285	So.	4	Pontiac, Ill.	Pontiac

Head Coach

Tom Matukewicz (Eighth Year - Fort Hays State, 1997)

Assistant Coaches

Jerome McDowell (Offensive Coordinator/Quarterbacks - Central Methodist, 2005)
 Matt Martin (Special Teams Coordinator/Outside Linebackers - Emporia State, 2006)
 Ray Smith (Cornerbacks - Northern Illinois, 2006)
 Justin Drudik (Recruiting Coordinator/Wide Receivers - Nebraska-Kearney, 2012)
 Jerone Williams (Defensive Line - Eastern Illinois, 2014)
 Justin Kramer (Tight Ends - Southern Illinois, 2005)
 Cooper Bassett (Offensive Line - Oklahoma State, 2012)
 Nate Dreiling (Run Game Coordinator/Inside Linebackers - Pittsburg State, 2013)
 Issac Reed (Running Backs - Baldwin Wallace, 2016)
 Luke Berblinger (Recruiting Coordinator - Emporia State, 2018)

Additional Football Staff

Brett Blackman (Director of Operations & Equipment)
 Ryan Napoli (Director of Sports Performance)
 Ben Fox (Sports Medicine)
 Lucas Orchard (Graduate Assistant)
 Jesse Stilley (Graduate Assistant)
 Tevin Madison (Defensive Quality Control)
 Connor Benado (Defensive Quality Control)
 Jake Speller (Video Coordinator)
 Zach Bodway (Student Assistant)

Total Squad Members	93
Seniors	29
Graduate	6
Juniors	22
Sophomores	21
Freshmen	21

Pronunciation Guide

Q'Nairies Anderson	CUE-nair-ee-us
Jacob Buie	boo-ee
Zack Gieg	GEEG
Austin Harpenau	har-pen-oh
Nate Korte	core-TEE
Adam Krause	sounds like house
Shyron Rodgers	shy-RONE
Clive Truschel	truh-shell
Will Weidemann	WHY-duh-man
Jerone Williams	JER-on



2021 SOUTHEAST MISSOURI FOOTBALL NOTES

MURRAY STATE // OCT. 16

No.	Name	Pos.	Ht.	Wt.	Cl.	Years Remaining	Hometown	High School/Previous College
94	Harris Adams	DL	6-3	300	Fr.	4	Dickson, Tenn.	Nashville Christian
42	Jaren Alnutt	TE	5-11	250	Jr.	4	Germantown, Tenn.	Houston
85	Aaron Alston	WR	6-4	185	Sr.	2	Brighton, Tenn.	Brighton
20	Q'Nairies Anderson	RB	5-11	180	Jr.	4	Charleston, Mo.	Charleston
29	Jalon Benson	DB	5-10	183	So.	4	Rockford, Ill.	Harlem
59	Matt Bigley	ILB	6-1	220	Sr.	2	West Salem, Wis.	West Salem/Ellsworth CC
18	Keandre Booker	OLB	6-3	210	Jr.	4	Moss Point, Miss.	Moss Point
66	McKel Brumfield	OL	6-0	265	Fr.	4	Farmington, W.Va.	North Marion
12	Jacob Buie	QB	6-5	220	Sr.	2	Memphis, Tenn.	University School of Jackson
27	Jay Callentine	OLB	6-2	205	Jr.	3	West Chicago, Ill.	Wheaton Academy/Missouri S&T
16	Austin Carter	OLB	6-3	245	Jr.	2	Broken Arrow, Okla.	Broken Arrow/Northeastern Okla. A&M
73	Will Christopher	OL	6-3	295	Sr.	2	Girard, Ill.	North Mac
83	Jack Clinkenbeard	WR	5-11	185	Fr.	4	Springfield, Mo.	Glendale
12	Jordan Cole	OLB	6-2	215	Gr.	2	Ferguson, Mo.	McCluer South-Berkeley/Northern Illinois
11	Evan Coleman	WR	5-11	160	Jr.	4	Brentwood, Tenn.	Ravenwood
76	Terry Cook	OL	6-4	295	Gr.	1	Elgin, Texas	Elgin/Cisco College
33	Stephen Cooper	DB	6-0	165	Fr.	4	Rock Hill, Mo.	Webster Groves
89	Judd Cunningham	TE	6-0	195	Fr.	4	Farmington, Mo.	Farmington
15	Clark Curno	K	6-0	185	Fr.	4	Jackson Hole, Wyo.	Jackson Hole
71	Alex Curry	OL	6-4	299	Fr.	4	Joplin, Mo.	Joplin
24	Shabari Davis	DB	6-0	180	Gr.	1	Garden City, Ga.	Groves/Garden City CC
31	Kenny Doak	K	5-10	200	Gr.	1	Perkasie, Pa.	Central Bucks West/Maine
93	Bryson Donnell	DL	6-1	290	Sr.	1	Antioch, Tenn.	Lighthouse Christian
0/4	Omardrick Douglas	OLB	6-3	221	Gr.	1	Louisville, Ky.	Ballard
23	Micah Fann	OLB	6-3	234	So.	4	Nashville, Tenn.	Nashville Christian
8	Pervis Frazier	WR	6-0	190	Sr.	2	Louisville, Miss.	Louisville/East Mississippi CC
37	Pernell Garner III	WR	5-8	140	Fr.	4	Wildwood, Mo.	Lafayette
56	Zack Gieg	OL	6-1	296	Jr.	3	Morgan Hill, Calif.	Valley Christian/Fresno State
36	Austin Harpenau	K	6-0	175	Jr.	4	Overland Park, Kan.	Blue Valley Northwest/Western Illinois
90	Michael Harris	DL	6-2	250	Fr.	4	Shawnee, Kan.	Shawnee Mission Northwest
57	Jeremiah Hayes	DL	6-0	300	Jr.	3	St. Louis, Mo.	Cardinal Ritter/McKendree
47	Zach Haynes	K/P	6-1	170	Jr.	4	Potosi, Mo.	Potosi
6	Geno Hess	RB	5-8	195	Sr.	2	Peoria, Ill.	Peoria
63	Braden Higgins	OL	6-6	270	So.	4	Du Quoin, Ill.	Du Quoin
8	Trai Hodges	DB	5-10	170	Sr.	2	Rome, Ga.	Rome
91	LaWilliam Holmes	DL	6-2	284	Sr.	2	Carthage, Miss.	Louisville/Copiah-Lincoln CC
81	Jake Holten	WR	5-10	187	So.	4	Collinsville, Ill.	Collinsville
82	Terrell Jester	WR	6-0	190	So.	4	Griffin, Ga.	Griffin
7	Lawrence Johnson	DB	6-0	194	Sr.	2	St. Louis, Mo.	Riverview Gardens
96	Sam Keeper	DL	6-1	255	Fr.	4	St. Louis, Mo.	Cardinal Ritter
4	Johnny King	WR	6-4	180	Sr.	2	Lauderdale Lakes, Fla.	Boyd H. Anderson/Northeastern Okla. A&M
68	Nate Korte	OL	6-4	305	Sr.	2	Morris, Ill.	Morris Community
19	Adam Krause	P	6-0	190	Sr.	2	Chicago, Ill.	Montini Catholic/Western Kentucky
43	Zach Kriens	ILB	6-2	230	So.	4	Mesa, Ariz.	Higley/Rio Salado College
60	AJ Laux	OL	6-4	275	So.	4	Gilbert, Ariz.	Higley
84	Zack Leininger	TE	6-5	250	Sr.	2	Hugoton, Kan.	Hugoton/Akron
5	Ty Leonard	DB	6-0	170	Jr.	3	Louisville, Ky.	Butler
99	Steven Lewis	DL	6-1	285	So.	4	Pontiac, Ill.	Pontiac
17	Patrick Maddox	QB	6-0	175	Sr.	2	Kennett, Mo.	Kennett
50	Lunden Manuel	DL	6-2	290	Jr.	4	Cordova, Tenn.	St. Benedict at Auburndale
11	Mike Matthews	ILB	6-1	235	Jr.	3	Fayetteville, N.C.	Jack Britt
6	William McCall	DB	6-1	175	Jr.	3	Warner Robins, Ga.	Northside/Highland CC
86	Randol McDowell	TE	6-0	235	Fr.	4	Jackson, Mo.	Jackson
2	Brandon Mincey	ILB	6-0	230	Sr.	1	Plantation, Fla.	American Heritage/Garden City CC
44	Jacob Morrissey	ILB	6-0	205	So.	4	Edwardsville, Ill.	Edwardsville
22	Tyler Nelome	DB	6-3	180	So.	4	Hampton, Ga.	Dutchtown
32	Bryce Norman	ILB	6-0	220	Fr.	4	Jackson, Mo.	Jackson
5	CJ Ogbonna	QB	6-2	215	Jr.	3	Marietta, Ga.	Wheeler/Hutchinson CC
7	Rashaan Palmer	WR	6-4	195	Jr.	4	Chicago, Ill.	Simeon
3	Christian Perez	QB	6-1	175	Jr.	4	East St. Louis, Ill.	East St. Louis/Louisville
49	DC Pippin	K	6-0	160	So.	4	Springfield, Ill.	Springfield
17	Reid Potts	QB	6-2	175	Fr.	4	Nixa, Mo.	Nixa
14	Cameron Powell	DB	6-1	170	So.	4	St. Louis, Mo.	Christian Brothers
25	Keveon Robbins	RB	6-0	200	Fr.	4	Sparta, Ga.	Hancock Central

2021 SOUTHEAST MISSOURI FOOTBALL NOTES

MURRAY STATE // OCT. 16



No.	Name	Pos.	Ht.	Wt.	Cl.	Years Remaining	Hometown	High School/Previous College
13	Wesley Roberts IV	WR	6-3	185	So.	4	Palatka, Fla.	Palatka
48	Gary Robinson	ILB	6-0	205	So.	4	Hampton, Ga.	Dutchtown
70	Shyron Rodgers	OL	6-3	290	Sr.	2	Corinth, Miss.	Corinth/Northwest Mississippi CC
64	Jaden Rosenthal	OL	6-2	305	Sr.	1	Grandview, Mo.	Grandview/Butler CC
21	Shamenski Rucker	RB	5-10	175	So.	4	Lawrenceville, Ga.	Central Gwinnett
30	LaDarrius "Dee" Rule	ILB	6-1	220	Sr.	1	Horn Lake, Miss.	Lake Cormorant/Northwest Mississippi CC
95	James Sackie	DL	6-0	290	Sr.	2	Providence, R.I.	Mt. Pleasant/Lackawanna College
39	Dylan Schnitzler	RB	5-8	175	Fr.	4	Festus, Mo.	Jefferson
9	Zack Smith	WR	5-9	190	Gr.	1	Louisville, Ky.	Male
77	Sage Sobrado	OL	6-2	280	Sr.	2	Fresno, Calif.	Fresno Christian/Santa Barbara City College
65	Jake Steward	OL	6-3	315	Jr.	4	Gardner, Kan.	Gardner-Edgerton
87	Caleb Strauss	TE	6-6	240	Sr.	3	Warrenton, Mo.	Warrenton
34	Antonio Taylor	DB	5-11	180	Fr.	4	Ellenwood, Ga.	Cedar Grove
3	Louis Taylor III	S	6-1	180	So.	4	Martinsville, Va.	Magna Vista/Liberty
35	Dony'e Taylor	DB	6-1	175	So.	4	Cape Girardeau, Mo.	Central
45	Izeal Terrell	OLB	6-3	220	Jr.	4	Alton, Ill.	Alton
15	Garrett Todd	WR	5-10	165	Jr.	4	Lebanon, Tenn.	Wilson Central
92	Jaysen Triunfer	DL	6-0	250	Fr.	4	Paterson, N.J.	Kennedy
75	Clive Truschel	OL	6-3	315	Jr.	3	Clovis, Calif.	Clovis West/Fresno State
26	Keilyn Tyus	OLB	6-3	210	So.	4	Barnesville, Ga.	Lamar County
41	Jenson Walker	LS	6-3	235	So.	4	Holly, Mich.	Holly
38	Mali Walton	ILB	6-0	215	Fr.	4	Ballwin, Mo.	Parkway South
79	Khalyl Warren	OL	6-3	285	So.	4	Chicago, Ill.	Simeon
97	Caleb Webb	DL	5-11	270	Fr.	4	Cordova, Tenn.	Cordova
88	Will Weidemann	TE	6-5	240	Sr.	2	Clarion, Iowa	Goldfield/Ellsworth CC
32	Jaylan West	S	6-3	160	Fr.	4	Wilson, Ark.	Rivercrest
28	Amarion Whitfield	DB	5-11	175	Fr.	4	Brunswick, Ga.	Brunswick
74	Phillip Wilder	OL	6-5	280	So.	4	Jonesboro, Ga.	Mt. Zion
1	Jalyn Williams	QB	6-1	200	Jr.	4	Atlanta, Ga.	Westlake

Head Coach

Tom Matukewicz (Eighth Year - Fort Hays State, 1997)

Assistant Coaches

Jeromy McDowell (Offensive Coordinator/Quarterbacks - Central Methodist, 2005)
 Matt Martin (Special Teams Coordinator/Outside Linebackers - Emporia State, 2006)
 Ray Smith (Cornerbacks - Northern Illinois, 2006)
 Justin Drudik (Recruiting Coordinator/Wide Receivers - Nebraska-Kearney, 2012)
 Jerone Williams (Defensive Line - Eastern Illinois, 2014)
 Justin Kramer (Tight Ends - Southern Illinois, 2005)
 Cooper Bassett (Offensive Line - Oklahoma State, 2012)
 Issac Reed (Running Backs - Baldwin Wallace, 2016)
 Nate Dreiling (Run Game Coordinator/Inside Linebackers - Pittsburg State, 2013)
 Luke Berblinger (Recruiting Coordinator - Emporia State, 2018)

Additional Football Staff

Brett Blackman (Director of Operations & Equipment)
 Ryan Napoli (Director of Sports Performance)
 Ben Fox (Sports Medicine)
 Lucas Orchard (Graduate Assistant)
 Jesse Stilley (Graduate Assistant)
 Tevin Madison (Defensive Quality Control)
 Connor Benado (Defensive Quality Control)
 Jake Speller (Video Coordinator)
 Zach Bodway (Student Assistant)

Total Squad Members	93
Seniors	29
Graduate	6
Juniors	22
Sophomores	21
Freshmen	21

Pronunciation Guide

Q'Nairies Anderson	CUE-nair-ee-us
Jacob Buie	boo-ee
Zack Gieg	GEEG
Austin Harpenau	har-pen-oh
Nate Korte	core-TEE
Adam Krause	sounds like house
Shyron Rodgers	shy-RONE
Clive Truschel	truh-shell
Will Weidemann	WHY-duh-man
Jerone Williams	JER-on



2021 SOUTHEAST MISSOURI FOOTBALL NOTES

MURRAY STATE // OCT. 16

Offense

Left Tackle

- 74** Phillip Wilder // 6-5 // 280 // So. // Jonesboro, Ga. (Mt. Zion H.S.)
76 Terry Cook // 6-4 // 295 // Gr. // Elgin, Texas (Cisco College)

Left Guard

- 70** Shyron Rodgers // 6-3 // 290 // Sr. // Corinth, Miss. (Northwest Mississippi CC)*
64 Jaden Rosenthal // 6-2 // 305 // Sr. // Grandview, Mo. (Butler CC)*

Center

- 56** Zack Gieg // 6-1 // 296 // Jr. // Morgan Hill, Calif. (Fresno State)
79 Khalyi Warren // 6-3 // 285 // So. // Chicago, Ill. (Simeon H.S.)

Right Guard

- 64** Jaden Rosenthal // 6-2 // 305 // Sr. // Grandview, Mo. (Butler CC)*
77 Sage Sobrado // 6-2 // 280 // Sr. // Fresno, Calif. (Santa Barbara City College)

Right Tackle

- 68** Nate Korte // 6-4 // 305 // Sr. // Morris, Ill. (Morris Community H.S.)*
74 Phillip Wilder // 6-5 // 280 // So. // Jonesboro, Ga. (Mt. Zion H.S.)

Tight End

- 88** Will Weidemann // 6-5 // 240 // Sr. // Clarion, Iowa (Ellsworth CC)
87 Caleb Strauss // 6-6 // 240 // Sr. // Warrenton, Mo. (Warrenton H.S.)

Quarterback

- 5** CJ Ogbonna // 6-2 // 215 // Jr. // Marietta, Ga. (Hutchinson CC)
1 Jalyn Williams // 6-1 // 224 // Jr. // Atlanta, Ga. (Westlake H.S.)

Tailback

- 6** Geno Hess // 5-8 // 195 // Sr. // Peoria, Ill. (Peoria H.S.)*
21 Shamenski Rucker // 5-10 // 175 // So. // Lawrenceville, Ga. (Central Gwinnett H.S.)

Wide Receiver

- 4** Johnny King // 6-4 // 180 // Sr. // Lauderdale Lakes, Fla. (NE Oklahoma A&M)*
13 Wesley Roberts IV // 6-3 // 185 // So. // Palatka, Fla. (Palatka H.S.)

Wide Receiver

- 9** Zack Smith // 5-9 // 200 // Gr. // Louisville, Ky. (Male H.S.)*
82 Terrell Jester // 6-0 // 190 // So. // Griffin, Ga. (Griffin H.S.)

Wide Receiver

- 85** Aaron Alston // 6-4 // 185 // Sr. // Brighton, Tenn. (Brighton H.S.)*
7 Rashaan Palmer // 6-4 // 195 // Jr. // Chicago, Ill. (Simeon H.S.)

Defense

Defensive End

- 93** Bryson Donnell // 6-1 // 290 // Sr. // Antioch, Tenn. (Lighthouse Christian H.S.)*
90 Michael Harris // 6-2 // 250 // Fr. // Shawnee, Kan. (Shawnee Mission Northwest H.S.)

Nose Tackle

- 95** James Sackie // 6-0 // 290 // Sr. // Providence, R.I. (Lackawanna College)
96 Sam Keeper // 6-1 // 255 // Fr. // St. Louis, Mo. (Cardinal Ritter H.S.)

Defensive Tackle

- 99** Steven Lewis // 6-1 // 285 // So. // Pontiac, Ill. (Pontiac H.S.)
50 Lunden Manuel // 6-2 // 290 // Jr. // Cordova, Tenn. (St. Benedict at Auburndale H.S.)

Outside Linebacker (Rush)

- 18** Keandre Booker // 6-3 // 210 // Jr. // Moss Point, Miss. (Moss Point H.S.)
23 Micah Fann // 6-3 // 234 // So. // Nashville, Tenn. (Nashville Christian H.S.) **OR**
16 Austin Carter // 6-3 // 245 // Jr. // Broken Arrow, Okla. (Northeastern Okla. A&M)

Linebacker (Mike)

- 11** Mike Matthews // 6-1 // 235 // Jr. // Fayetteville, N.C. (Jack Britt H.S.)*
32 Bryce Norman // 6-0 // 220 // Fr. // Jackson, Mo. (Jackson H.S.)

Linebacker (Will)

- 2** Brandon Mincey // 6-0 // 230 // Sr. // Plantation, Fla. (Garden City CC)*
44 Jacob Morrissey // 6-0 // 205 // So. // Edwardsville, Ill. (Edwardsville H.S.)

Outside Linebacker (Star)

- 0/4** Omarrick Douglas // 6-3 // 221 // Gr. // Louisville, Ky. (Ballard H.S.)*
45 Izeal Terrell // 6-3 // 220 // Jr. // Alton, Ill. (Alton H.S.)

Cornerback (Boundary)

- 5** Ty Leonard // 6-0 // 170 // Jr. // Louisville, Ky. (Butler H.S.)
14 Cameron Powell // 6-1 // 170 // So. // St. Louis, Mo. (Christian Brothers H.S.)

Free Safety

- 34** Antonio Taylor // 5-11 // 180 // Fr. // Ellenwood, Ga. (Cedar Grove H.S.)
8 Trai Hodges // 5-10 // 170 // Sr. // Rome, Ga. (Rome H.S.)

Strong Safety

- 35** Dony'e Taylor // 6-1 // 175 // So. // Cape Girardeau, Mo. (Central H.S.)
8 Trai Hodges // 5-10 // 170 // Sr. // Rome, Ga. (Rome H.S.)

Cornerback (Field)

- 24** Shabari Davis // 6-0 // 180 // Gr. // Garden City, Ga. (Garden City CC)*
29 Jalon Benson // 5-10 // 183 // So. // Rockford, Ill. (Harlem H.S.)

Special Teams

Placekicker

- 31** Kenny Doak // 5-10 // 200 // Gr. // Perkasio, Pa. (Maine)*
36 Austin Harpenau // 6-0 // 175 // Jr. // Overland Park, Kan. (Western Illinois)

Kickoffs

- 19** Adam Krause // 6-0 // 190 // Sr. // Chicago, Ill. (Western Kentucky)
31 Kenny Doak // 5-10 // 200 // Gr. // Perkasio, Pa. (Maine)*

Punter

- 47** Zach Haynes // 6-1 // 170 // Jr. // Potosi, Mo. (Potosi H.S.)*
19 Adam Krause // 6-0 // 190 // Sr. // Chicago, Ill. (Western Kentucky)

Holder

- 19** Adam Krause // 6-0 // 190 // Sr. // Chicago, Ill. (Western Kentucky)*
17 Patrick Maddox // 6-0 // 175 // Sr. // Kennett, Mo. (Kennett H.S.)

Long Snapper/Short Snapper

- 41** Jensen Walker // 6-3 // 235 // R-So. // Holly, Mich. (Holly H.S.)
89 Judd Cunningham // 6-0 // 195 // Fr. // Farmington, Mo. (Farmington H.S.)

Punt Returns

- 24** Shabari Davis // 6-0 // 180 // Gr. // Garden City, Ga. (Garden City CC)*
15 Garrett Todd // 5-10 // 165 // Jr. // Lebanon, Tenn. (Wilson Central H.S.)

Kickoff Returns

- 15** Garrett Todd // 5-10 // 165 // Jr. // Lebanon, Tenn. (Wilson Central H.S.)
82 Terrell Jester // 6-0 // 190 // So. // Griffin, Ga. (Griffin H.S.)*

* Returning Starter

2021 SOUTHEAST MISSOURI FOOTBALL NOTES
MURRAY STATE // OCT. 16



2021 Team Statistics

Team Statistics	SEMO	OPP
SCORING	157	214
Points Per Game	26.2	35.7
Points Off Turnovers	47	24
FIRST DOWNS	105	128
Rushing	58	49
Passing	36	72
Penalty	11	7
RUSHING YARDAGE	1242	968
Yards gained rushing	1367	1138
Yards lost rushing	125	170
Rushing Attempts	257	195
Average Per Rush	4.8	5.0
Average Per Game	207.0	161.3
TDs Rushing	13	12
PASSING YARDAGE	848	1781
Comp-Att-Int	76-157-5	126-209-7
Average Per Pass	5.4	8.5
Average Per Catch	11.2	14.1
Average Per Game	141.3	296.8
TDs Passing	6	15
TOTAL OFFENSE	2090	2749
Total Plays	414	404
Average Per Play	5.0	6.8
Average Per Game	348.3	458.2
KICK RETURNS: #-Yards	17-398	17-334
PUNT RETURNS: #-Yards	9-63	7-29
INT RETURNS: #-Yards	7-80	5-74
KICK RETURN AVERAGE	23.4	19.6
PUNT RETURN AVERAGE	7.0	4.1
INT RETURN AVERAGE	13.3	14.8
FUMBLES-LOST	5-3	10-7
PENALTIES-Yards	38-354	36-305
Average Per Game	59.0	50.8
PUNTS-Yards	40-1639	23-917
Average Per Punt	41.0	39.9
Net punt average	40.2	35.4
KICKOFFS-Yards	30-1543	39-2410
Average Per Kick	51.4	61.8
Net kick average	36.1	40.1
TIME OF POSSESSION/Game	32:09	27:51
3RD-DOWN Conversions	29/92	30/75
3rd-Down Pct	32%	40%
4TH-DOWN Conversions	6/8	5/12
4th-Down Pct	75%	42%
SACKS BY-Yards	8-70	12-63
MISC YARDS	0	-23
TOUCHDOWNS SCORED	20	29
FIELD GOALS-ATTEMPTS	6-10	4-5
ON-SIDE KICKS	2-2	0-0
RED-ZONE SCORES	(20-20) 100%	(16-20) 80%
RED-ZONE TOUCHDOWNS	(16-20) 80%	(14-20) 70%
PAT-ATTEMPTS	(19-20) 95%	(24-26) 92%
ATTENDANCE	7971	64710
Games/Avg Per Game	2/3986	4/16178
Neutral Site Games		0/0

Score by Quarters	1st	2nd	3rd	4th	OT	Total
Southeast Missouri	26	37	45	49	0	157
Opponents	50	55	64	45	0	214



2021 SOUTHEAST MISSOURI FOOTBALL NOTES

MURRAY STATE // OCT. 16

2021 Individual Statistics

Rushing	gp	att	gain	loss	net	avg	td	lg	avg/g
HESS, Geno	6	115	607	21	586	5.1	9	63	97.7
RUCKER, S.	6	35	201	16	185	5.3	3	43	30.8
OGBONNA, CJ	6	51	208	28	180	3.5	0	24	30.0
WILLIAMS, Jalyn	5	34	197	43	154	4.5	0	18	30.8
ANDERSON, Q.	5	4	96	0	96	24.0	1	75	19.2
CUSTIS, Zion	2	14	52	4	48	3.4	0	12	24.0
PEREZ, C.	2	2	6	5	1	0.5	0	6	0.5
TEAM	3	2	0	8	-8	-4.0	0	0	-2.7
Total	6	257	1367	125	1242	4.8	13	75	207.0
Opponents	6	195	1138	170	968	5.0	12	77	161.3

Passing	gp	effic	comp-att-int	pct	yds	td	lg	avg/g
OGBONNA, CJ	6	94.40	51-106-5	48.1	546	4	43	91.0
WILLIAMS, Jalyn	5	95.80	20-43-0	46.5	213	1	26	42.6
PEREZ, C.	2	169.09	4-7-0	57.1	54	1	20	27.0
HAYNES, Zach	6	394.00	1-1-0	100.0	35	0	35	5.8
Total	6	100.02	76-157-5	48.4	848	6	43	141.3
Opponents	6	148.85	126-209-7	60.3	1781	15	99	296.8

Receiving	gp	no.	yds	avg	td	lg	avg/g
KING, Johnny	6	14	169	12.1	2	37	28.2
JESTER, Terrell	6	12	128	10.7	0	25	21.3
SMITH, Zack	2	8	74	9.2	1	22	37.0
PALMER, Rashaan	6	7	130	18.6	0	39	21.7
WEIDEMANN, Will	6	7	64	9.1	1	35	10.7
ALSTON, Aaron	3	6	99	16.5	1	43	33.0
HOLTEN, Jake	6	6	38	6.3	0	12	6.3
HESS, Geno	6	4	64	16.0	0	27	10.7
ROBERTS, Wesley	6	4	47	11.8	0	24	7.8
CUSTIS, Zion	2	4	11	2.8	0	6	5.5
TODD, Garrett	6	2	15	7.5	1	9	2.5
STRAUSS, Caleb	6	1	7	7.0	0	7	1.2
RUCKER, S.	6	1	2	2.0	0	2	0.3
Total	6	76	848	11.2	6	43	141.3
Opponents	6	126	1781	14.1	15	99	296.8

Punt Returns	no.	yds	avg	td	lg
TODD, Garrett	6	59	9.8	0	16
DAVIS, Shabari	2	5	2.5	0	6
SMITH, Zack	1	-1	-1.0	0	0
Total	9	63	7.0	0	16
Opponents	7	29	4.1	0	18

Interceptions	no.	yds	avg	td	lg
LEONARD, Ty	2	31	15.5	0	27
MATTHEWS, Mike	1	10	10.0	1	10
MINCEY, Brandon	1	0	0.0	0	0
BOOKER, Keandre	1	31	31.0	0	31
TAYLOR, Dony'e	1	0	0.0	0	0
HODGES, Trai	1	8	8.0	0	8
Total	7	80	11.4	1	31
Opponents	5	74	14.8	1	49

Kick Returns	no.	yds	avg	td	lg
CUSTIS, Zion	6	158	26.3	0	35
ANDERSON, Q.	4	98	24.5	0	26
TODD, Garrett	4	100	25.0	0	36
HOLTEN, Jake	2	31	15.5	0	18
RUCKER, S.	1	11	11.0	0	11
Total	17	398	23.4	0	36
Opponents	17	334	19.6	1	90

Fumble Returns	no.	yds	avg	td	lg
TAYLOR, Dony'e	1	39	39.0	0	39
TERRELL, Izeal	1	7	7.0	0	7
Total	2	46	23.0	0	39
Opponents	1	2	2.0	0	2

2021 SOUTHEAST MISSOURI FOOTBALL NOTES
MURRAY STATE // OCT. 16



2021 Individual Statistics

Scoring	td	fg	PAT				dxp	saf	pts
			kick	rush	rcv	pass			
HESS, Geno	9	-	-	-	-	-	-	-	54
DOAK, Kenny	-	6-10	16-17	-	-	-	-	-	34
RUCKER, S.	3	-	-	-	-	-	-	-	18
KING, Johnny	2	-	-	-	-	-	-	-	12
ALSTON, Aaron	1	-	-	-	-	-	-	-	6
MATTHEWS, Mike	1	-	-	-	-	-	-	-	6
ANDERSON, Q.	1	-	-	-	-	-	-	-	6
TODD, Garrett	1	-	-	-	-	-	-	-	6
SMITH, Zack	1	-	-	-	-	-	-	-	6
WEIDEMANN, Will	1	-	-	-	-	-	-	-	6
PIPPIN, DC	-	-	2-2	-	-	-	-	-	2
HARPENAU, A.	-	-	1-1	-	-	-	-	-	1
Total	20	6-10	19-20	-	-	-	-	-	157
Opponents	29	4-5	24-26	1-1	1	1-2	-	-	214

Total Offense	g	plays	rush	pass	total	avg/g
OGBONNA, CJ	6	157	180	546	726	121.0
HESS, Geno	6	115	586	0	586	97.7
WILLIAMS, Jalyn	5	77	154	213	367	73.4
RUCKER, S.	6	35	185	0	185	30.8
ANDERSON, Q.	5	4	96	0	96	19.2
PEREZ, C.	2	9	1	54	55	27.5
CUSTIS, Zion	2	14	48	0	48	24.0
HAYNES, Zach	6	1	0	35	35	5.8
TEAM	3	2	-8	0	-8	-2.7
Total	6	414	1242	848	2090	348.3
Opponents	6	404	968	1781	2749	458.2

Field Goals	fg	pct.	01-19	20-29	30-39	40-49	50-99	lg	blk
DOAK, Kenny	6-10	60.0	0-0	2-2	2-2	2-4	0-2	45	1

FG Sequence	Southeast Missouri	Opponents
Southern Illinois	-	22,(28),(25)
Sam Houston	48,45	(50)
Missouri	-	(43)
Tennessee State	(33),(40),(39),(45)	-
Tennessee Tech	56,(22)	-
Austin Peay	(27),52	-

Punting	no.	yds	avg	lg	tb	fc	i20	50+	blk
HAYNES, Zach	40	1639	41.0	62	0	19	16	4	0
Total	40	1639	41.0	62	0	19	16	4	0
Opponents	23	917	39.9	56	2	6	2	4	0

Kickoffs	no.	yds	avg	tb	ob	retn	net	ydln
KRAUSE, Adam	18	960	53.3	3	0			
DOAK, Kenny	12	583	48.6	2	2			
Total	30	1543	51.4	5	2	19.6	36.1	28
Opponents	39	2410	61.8	18	1	23.4	40.1	24

Numbers in (parentheses) indicate field goal was made.



2021 SOUTHEAST MISSOURI FOOTBALL NOTES
MURRAY STATE // OCT. 16

2021 Individual Statistics

All Purpose	g	rush	rcv	pr	kr	ir	total	avg/g
HESS, Geno	6	586	64	0	0	0	650	108.3
CUSTIS, Zion	2	48	11	0	158	0	217	108.5
RUCKER, S.	6	185	2	0	11	0	198	33.0
ANDERSON, Q.	5	96	0	0	98	0	194	38.8
OGBONNA, CJ	6	180	0	0	0	0	180	30.0
TODD, Garrett	6	0	15	59	100	0	174	29.0
KING, Johnny	6	0	169	0	0	0	169	28.2
WILLIAMS, Jaly	5	154	0	0	0	0	154	30.8
PALMER, Rasha	6	0	130	0	0	0	130	21.7
JESTER, Terrell	6	0	128	0	0	0	128	21.3
ALSTON, Aaron	3	0	99	0	0	0	99	33.0
SMITH, Zack	2	0	74	-1	0	0	73	36.5
HOLTEN, Jake	6	0	38	0	31	0	69	11.5
WEIDEMANN,	6	0	64	0	0	0	64	10.7
ROBERTS, Wes	6	0	47	0	0	0	47	7.8
BOOKER, Kean	6	0	0	0	0	31	31	5.2
LEONARD, Ty	5	0	0	0	0	31	31	6.2
MATTHEWS, Mi	6	0	0	0	0	10	10	1.7
HODGES, Trai	6	0	0	0	0	8	8	1.3
STRAUSS, Cale	6	0	7	0	0	0	7	1.2
DAVIS, Shabari	4	0	0	5	0	0	5	1.2
PEREZ, C.	2	1	0	0	0	0	1	0.5
TEAM	3	-8	0	0	0	0	-8	-2.7
Total	6	1242	848	63	398	80	2631	438.5
Opponents	6	968	1781	29	334	74	3186	531.0

2021 SOUTHEAST MISSOURI FOOTBALL NOTES
MURRAY STATE // OCT. 16



2021 Defensive Statistics

##	Defensive Leaders	gp	Tackles				Sacks no-yds	Pass defense			Fumbles		blkd	
			ua	a	tot	tfl/yds		int-yds	brup	qbh	rcv-yds	ff	kick	saf
32	NORMAN, Bryce	6	21	10	31	6.5-19	1.0-8	.	.	2	.	3	.	.
2D	MINCEY, Brandon	5	13	14	27	6.5-23	0.5-5	1-0	1	1	1-0	2	.	.
44	MORRISSEY, J.	6	15	9	24	5.0-30	2.0-22	.	2	1	1-0	.	.	.
7D	JOHNSON, L.	4	14	9	23	0.5-1	1-0	.	.	.
5D	LEONARD, Ty	5	19	3	22	.	.	2-31	2
0	DOUGLAS, O.	5	10	10	20	2.0-18	2.0-18	.	2	1	1-0	1	.	.
8D	HODGES, Trai	6	14	5	19	1.0-2	.	1-8	4
35	TAYLOR, Dony'e	6	8	10	18	.	.	1-0	1	.	1-39	.	.	.
16	CARTER, Austin	5	11	4	15	1.0-4	1.0-4	.	.	1	1-0	1	.	.
11	MATTHEWS, Mike	6	5	10	15	0.5-3	.	1-10	1	1
22	NELOME, Tyler	5	12	2	14
99	LEWIS, Steven	6	4	9	13	.	.	.	1
18	BOOKER, Keandre	6	11	2	13	3.5-7	.	1-31	.	1
50	MANUEL, Lunden	6	6	6	12	3.5-16	1.5-13	.	.	1
93	DONNELL, Bryson	6	6	6	12	.	.	.	1	3	.	.	1	.
24	DAVIS, Shabari	4	8	3	11	1.0-9	.	.	1
45	TERRELL, Izeal	6	5	6	11	1.5-2	1-7	.	.	.
6D	MCCALL, William	2	5	3	8	.	.	.	1
34	TAYLOR, Antonio	6	6	2	8	.	.	.	1
43	KRIENS, Zach	5	4	4	8
29	BENSON, Jalon	4	3	4	7	.	.	.	1
96	KEEPER, Sam	6	2	3	5	2.0-6
26	TYUS, Keilyn	6	4	1	5	1.0-1
90	HARRIS, Michael	6	1	3	4
95	SACKIE, James	6	1	2	3	1
3D	TAYLOR, Louis	4	1	2	3
38	WALTON, Mali	6	1	2	3
17	MADDOX, Patrick	6	2	1	3
14	POWELL, Cameron	6	2	.	2
15	TODD, Garrett	6	.	2	2
27	CALLENTINE, Jay	6	.	1	1
23	FANN, Micah	5	.	1	1	0.5-1
56	GIEG, Zack	6	1	.	1
85	ALSTON, Aaron	3	1	.	1
7	PALMER, Rashaan	6	1	.	1
41	WALKER, Jenson	6	1	.	1
30	RULE, LaDarrius	4	1	.	1
19	KRAUSE, Adam	6	1	.	1
TM	TEAM	3	1	.	1
Total			6	221	149	370	36-142	8-70	7-80	19	13	7-46	7	1
Opponents			6	215	226	441	37-115	12-63	5-74	19	19	3-2	2	1



2021 SOUTHEAST MISSOURI FOOTBALL NOTES

MURRAY STATE // OCT. 16

2021 Combined Statistics

Date	Opponent		Score	Att.
09-02-21	#7 SOUTHERN ILLINOIS	L	21-47	4075
09-11-21	at #1 Sam Houston	L	14-52	7728
09-18-21	at Missouri	L	28-59	46598
* 09-25-21	TENNESSEE STATE	W	47-14	3896
* 10-02-21	at Tennessee Tech	L	17-28	3655
* 10-09-21	at Austin Peay	W	30-14	6729

Rushing	gp	att	gain	loss	net	avg	td	lg	avg/g
HESS, Geno	6	115	607	21	586	5.1	9	63	97.7
RUCKER, S.	6	35	201	16	185	5.3	3	43	30.8
OGBONNA, CJ	6	51	208	28	180	3.5	0	24	30.0
WILLIAMS, Jalyln	5	34	197	43	154	4.5	0	18	30.8
ANDERSON, Q.	5	4	96	0	96	24.0	1	75	19.2
CUSTIS, Zion	2	14	52	4	48	3.4	0	12	24.0
PEREZ, C.	2	2	6	5	1	0.5	0	6	0.5
Total	6	257	1367	125	1242	4.8	13	75	207.0
Opponents	6	195	1138	170	968	5.0	12	77	161.3

Passing	gp	effic	comp-att-int	pct	yds	td	lg	avg/g
OGBONNA, CJ	6	94.40	51-106-5	48.1	546	4	43	91.0
WILLIAMS, Jalyln	5	95.80	20-43-0	46.5	213	1	26	42.6
PEREZ, C.	2	169.09	4-7-0	57.1	54	1	20	27.0
HAYNES, Zach	6	394.00	1-1-0	100.0	35	0	35	5.8
Total	6	100.02	76-157-5	48.4	848	6	43	141.3
Opponents	6	148.85	126-209-7	60.3	1781	15	99	296.8

Receiving	gp	no.	yds	avg	td	lg	avg/g
KING, Johnny	6	14	169	12.1	2	37	28.2
JESTER, Terrell	6	12	128	10.7	0	25	21.3
SMITH, Zack	2	8	74	9.2	1	22	37.0
PALMER, Rashaan	6	7	130	18.6	0	39	21.7
WEIDEMANN, Will	6	7	64	9.1	1	35	10.7
ALSTON, Aaron	3	6	99	16.5	1	43	33.0
HOLTEN, Jake	6	6	38	6.3	0	12	6.3
HESS, Geno	6	4	64	16.0	0	27	10.7
ROBERTS, Wesley	6	4	47	11.8	0	24	7.8
CUSTIS, Zion	2	4	11	2.8	0	6	5.5
TODD, Garrett	6	2	15	7.5	1	9	2.5
STRAUSS, Caleb	6	1	7	7.0	0	7	1.2
RUCKER, S.	6	1	2	2.0	0	2	0.3
Total	6	76	848	11.2	6	43	141.3
Opponents	6	126	1781	14.1	15	99	296.8

Field Goals	fg	pct.	01-19	20-29	30-39	40-49	50-99	lg	blk
DOAK, Kenny	6-10	60.0	0-0	2-2	2-2	2-4	0-2	45	1

Scoring	td	fg	kick	PAT rush	rcv	pass	dxp	saf	pts
HESS, Geno	9	-	-	-	-	-	-	-	54
DOAK, Kenny	-	6-10	16-17	-	-	-	-	-	34
RUCKER, S.	3	-	-	-	-	-	-	-	18
KING, Johnny	2	-	-	-	-	-	-	-	12
SMITH, Zack	1	-	-	-	-	-	-	-	6
MATTHEWS, Mike	1	-	-	-	-	-	-	-	6
WEIDEMANN, Will	1	-	-	-	-	-	-	-	6
ANDERSON, Q.	1	-	-	-	-	-	-	-	6
ALSTON, Aaron	1	-	-	-	-	-	-	-	6
TODD, Garrett	1	-	-	-	-	-	-	-	6
PIPPIN, DC	-	-	2-2	-	-	-	-	-	2
HARPENAU, A.	-	-	1-1	-	-	-	-	-	1
Total	20	6-10	19-20	-	-	-	-	-	157
Opponents	29	4-5	24-26	1-1	1	1-2	-	-	214

Score by Quarters	1st	2nd	3rd	4th	OT	Total
Southeast Missouri	26	37	45	49	0	157
Opponents	50	55	64	45	0	214

Record:	Overall	Home	Away	Neutral
All games	2-4	1-1	1-3	0-0
Conference	2-1	1-0	1-1	0-0
Non-Conference	0-3	0-1	0-2	0-0

Team Statistics	SEMO	OPP
FIRST DOWNS	105	128
Rushing	58	49
Passing	36	72
Penalty	11	7
RUSHING YARDAGE	1242	968
Rushing Attempts	257	195
Average Per Rush	4.8	5.0
Average Per Game	207.0	161.3
TDs Rushing	13	12
PASSING YARDAGE	848	1781
Comp-Att-Int	76-157-5	126-209-7
Average Per Pass	5.4	8.5
Average Per Catch	11.2	14.1
Average Per Game	141.3	296.8
TDs Passing	6	15
TOTAL OFFENSE	2090	2749
Average Per Play	5.0	6.8
Average Per Game	348.3	458.2
KICK RETURNS: #-Yards	17-398	17-334
PUNT RETURNS: #-Yards	9-63	7-29
INT RETURNS: #-Yards	7-80	5-74
FUMBLES-LOST	5-3	10-7
PENALTIES-Yards	38-354	36-305
PUNTS-AVG	40-41.0	23-39.9
TIME OF POSSESSION/Game	32:09	27:51
3RD-DOWN Conversions	29/92	30/75
4TH-DOWN Conversions	6/8	5/12

Interceptions	no.	yds	avg	td	lg
LEONARD, Ty	2	31	15.5	0	27
MINCEY, Brandon	1	0	0.0	0	0
BOOKER, Keandre	1	31	31.0	0	31
MATTHEWS, Mike	1	10	10.0	1	10
HODGES, Trai	1	8	8.0	0	8
TAYLOR, Dony'e	1	0	0.0	0	0

Punting	no.	yds	avg	lg	tb	fc	i20	50+	blk
HAYNES, Zach	40	1639	41.0	62	0	19	16	4	0

Punt Returns	no.	yds	avg	td	lg
TODD, Garrett	6	59	9.8	0	16
DAVIS, Shabari	2	5	2.5	0	6
SMITH, Zack	1	-1	-1.0	0	0
Total	9	63	7.0	0	16
Opponents	7	29	4.1	0	18

Kick Returns	no.	yds	avg	td	lg
CUSTIS, Zion	6	158	26.3	0	35
ANDERSON, Q.	4	98	24.5	0	26
TODD, Garrett	4	100	25.0	0	36
HOLTEN, Jake	2	31	15.5	0	18
RUCKER, S.	1	11	11.0	0	11
Total	17	398	23.4	0	36
Opponents	17	334	19.6	1	90

All Purpose	g	rush	rcv	pr	kr	ir	total	avg/g
HESS, Geno	6	586	64	0	0	0	650	108.3
CUSTIS, Zion	2	48	11	0	158	0	217	108.5
RUCKER, S.	6	185	2	0	11	0	198	33.0
ANDERSON, Q.	5	96	0	0	98	0	194	38.8
OGBONNA, CJ	6	180	0	0	0	0	180	30.0
TODD, Garrett	6	0	15	59	100	0	174	29.0
KING, Johnny	6	0	169	0	0	0	169	28.2
WILLIAMS, Jalyln	5	154	0	0	0	0	154	30.8
PALMER, Rasha	6	0	130	0	0	0	130	21.7
JESTER, Terrell	6	0	128	0	0	0	128	21.3
Total	6	1242	848	63	398	80	2631	438.5
Opponents	6	968	1781	29	334	74	3186	531.0

2021 SOUTHEAST MISSOURI FOOTBALL NOTES

MURRAY STATE // OCT. 16



2021 OVC Combined Statistics

Date	Opponent	W	Score	Att.	Record:	Overall	Home	Away	Neutral
* 09-25-21	TENNESSEE STATE	W	47-14	3896	All games	2-1	1-0	1-1	0-0
* 10-02-21	at Tennessee Tech	L	17-28	3655	Conference	2-1	1-0	1-1	0-0
* 10-09-21	at Austin Peay	W	30-14	6729	Non-Conference	0-0	0-0	0-0	0-0

Rushing	gp	att	gain	loss	net	avg	td	lg	avg/g
HESS, Geno	3	69	397	7	390	5.7	7	63	130.0
WILLIAMS, Jalyn	3	30	167	43	124	4.1	0	18	41.3
RUCKER, S.	3	24	126	15	111	4.6	1	43	37.0
OGBONNA, CJ	3	24	67	2	65	2.7	0	9	21.7
ANDERSON, Q.	2	3	21	0	21	7.0	0	15	10.5
Total	3	152	778	75	703	4.6	8	63	234.3
Opponents	3	89	447	104	343	3.9	4	53	114.3

Passing	gp	effc	comp-att-int	pct	yds	td	lg	avg/g
OGBONNA, CJ	3	99.90	22-46-3	47.8	278	2	39	92.7
WILLIAMS, Jalyn	3	95.02	19-40-0	47.5	187	1	22	62.3
Total	3	97.63	41-86-3	47.7	465	3	39	155.0
Opponents	3	106.60	55-102-4	53.9	617	3	41	205.7

Receiving	gp	no.	yds	avg	td	lg	avg/g
KING, Johnny	3	11	139	12.6	2	37	46.3
JESTER, Terrell	3	6	48	8.0	0	22	16.0
PALMER, Rashaan	3	5	96	19.2	0	39	32.0
SMITH, Zack	1	5	53	10.6	0	22	53.0
HOLTEN, Jake	3	5	32	6.4	0	12	10.7
WEIDEMANN, Will	3	3	16	5.3	1	6	5.3
ROBERTS, Wesley	3	2	36	18.0	0	24	12.0
HESS, Geno	3	1	27	27.0	0	27	9.0
TODD, Garrett	3	1	9	9.0	0	9	3.0
STRAUSS, Caleb	3	1	7	7.0	0	7	2.3
RUCKER, S.	3	1	2	2.0	0	2	0.7
Total	3	41	465	11.3	3	39	155.0
Opponents	3	55	617	11.2	3	41	205.7

Field Goals	fg	pct.	01-19	20-29	30-39	40-49	50-99	lg	blk
DOAK, Kenny	6-8	75.0	0-0	2-2	2-2	2-2	0-2	45	0

Scoring	td	fg	kick	rush	rcv	pass	dxp	saf	pts
HESS, Geno	7	-	-	-	-	-	-	-	42
DOAK, Kenny	-	6-8	10-11	-	-	-	-	-	28
KING, Johnny	2	-	-	-	-	-	-	-	12
WEIDEMANN, Will	1	-	-	-	-	-	-	-	6
RUCKER, S.	1	-	-	-	-	-	-	-	6
Total	11	6-8	10-11	-	-	-	-	-	94
Opponents	8	-	4-5	1-1	1	1-2	-	-	56

Score by Quarters	1st	2nd	3rd	4th	OT	Total
Southeast Missouri	12	30	31	21	0	94
Opponents	8	0	26	22	0	56

Team Statistics	SEMO	OPP
FIRST DOWNS	60	50
Rushing	33	25
Passing	20	22
Penalty	7	3
RUSHING YARDAGE	703	343
Rushing Attempts	152	89
Average Per Rush	4.6	3.9
Average Per Game	234.3	114.3
TDs Rushing	8	4
PASSING YARDAGE	465	617
Comp-Att-Int	41-86-3	55-102-4
Average Per Pass	5.4	6.0
Average Per Catch	11.3	11.2
Average Per Game	155.0	205.7
TDs Passing	3	3
TOTAL OFFENSE	1168	960
Average Per Play	4.9	5.0
Average Per Game	389.3	320.0
KICK RETURNS: #-Yards	7-169	11-229
PUNT RETURNS: #-Yards	7-56	4-28
INT RETURNS: #-Yards	4-31	3-25
FUMBLES-LOST	3-1	9-6
PENALTIES-Yards	15-134	19-134
PUNTS-AVG	16-39.7	16-39.3
TIME OF POSSESSION/Game	34:33	25:27
3RD-DOWN Conversions	17/51	11/38
4TH-DOWN Conversions	4/6	3/9

Interceptions	no.	yds	avg	td	lg
LEONARD, Ty	2	31	15.5	0	27
MINCEY, Brandon	1	0	0.0	0	0
TAYLOR, Dony'e	1	0	0.0	0	0

Punting	no.	yds	avg	lg	tb	fc	i20	50+	blk
HAYNES, Zach	16	635	39.7	52	0	8	7	1	0

Punt Returns	no.	yds	avg	td	lg
TODD, Garrett	5	51	10.2	0	16
DAVIS, Shabari	2	5	2.5	0	6
Total	7	56	8.0	0	16
Opponents	4	28	7.0	0	18

Kick Returns	no.	yds	avg	td	lg
TODD, Garrett	4	100	25.0	0	36
ANDERSON, Q.	2	51	25.5	0	26
HOLTEN, Jake	1	18	18.0	0	18
Total	7	169	24.1	0	36
Opponents	11	229	20.8	1	90

All Purpose	g	rush	rcv	pr	kr	ir	total	avg/g
HESS, Geno	3	390	27	0	0	0	417	139.0
TODD, Garrett	3	0	9	51	100	0	160	53.3
KING, Johnny	3	0	139	0	0	0	139	46.3
WILLIAMS, Jalyn	3	124	0	0	0	0	124	41.3
RUCKER, S.	3	111	2	0	0	0	113	37.7
PALMER, Rasha	3	0	96	0	0	0	96	32.0
ANDERSON, Q.	2	21	0	0	51	0	72	36.0
OGBONNA, CJ	3	65	0	0	0	0	65	21.7
SMITH, Zack	1	0	53	0	0	0	53	53.0
HOI TFN .lake	3	0	32	0	18	0	50	16.7



2021 SOUTHEAST MISSOURI FOOTBALL NOTES

MURRAY STATE // OCT. 16

SEMO Game-by-Game Statistics

	SIU	@SHSU	@MIZZOU	TSU	@TTU	@APSU	MUR	@UTM	EIU	@MUR	UTM
	9/2	9/11	9/18	9/25	10/2	10/9	10/16	10/23	10/30	11/13	11/20
First Downs	13	13	19	28	16	16					
Rushing	6	6	13	16	8	9					
Passing	5	7	4	8	7	5					
Penalty	2	0	2	4	1	2					
Third Downs	15	17	9	13	19	19					
Converted	4	4	4	4	5	8					
Efficiency	26.7	23.5	44.4	30.7	26.3	42.1					
Fourth Downs	0	2	0	1	4	1					
Converted	0	2	0	1	2	1					
Efficiency	0.0	1.00	0.0	1.00	50.0	1.00					
Total Net Yards	243	306	373	607	271	290					
Plays	60	66	50	81	78	79					
Avg Per Play	4.1	4.6	7.5	7.5	3.5	3.7					
Net Yards Rushing	142	103	294	380	126	197					
Attempts	35	35	35	58	38	56					
Avg. Per Rush	4.1	2.9	8.4	6.6	3.3	3.5					
Net Yards Passing	101	203	79	227	145	93					
Attempts	25	31	15	23	40	23					
Completions	13	14	8	14	17	10					
Completion Pct.	52.0	45.2	53.3	60.8	42.5	43.4					
Yds. Per Attempt	4.0	6.5	5.3	9.9	3.6	4.0					
Touchdowns	2	1	0	1	1	1					
Interceptions	0	1	1	1	1	1					
Sacked	4	2	1	0	4	1					
Yards Lost	12	11	3	0	26	11					
Touchdowns	2	2	4	5	2	4					
Rushing	0	1	4	4	1	3					
Passing	2	1	0	1	1	1					
Returns	1	0	0	0	0	0					
Penalties	15	6	2	6	4	5					
Yards Lost	133	62	25	54	45	35					
Fumbles	2	0	0	1	0	2					
Fumbles Lost	2	0	0	0	0	1					
Punts	10	9	5	3	7	6					
Total Yards	418	354	232	101	288	246					
Gross Avg.	41.8	39.3	46.4	33.7	41.1	41.0					
Net Avg.	41.7	39.3	46.4	33.7	37.3	40.8					
Inside 20	3	4	2	1	3	3					
Touchbacks	0	0	0	0	1	0					
FGs Attempted	0	2	0	4	2	2					
FGs Made	0	0	0	4	1	1					
PATs Made-Att.	3-3	2-2	4-4	5-5	2-2	3-4					
Kicking M-A	3-3	2-2	0-0	5-5	2-2	3-4					
2-pt. Rushing M-A	0-0	0-0	0-0	0-0	0-0	0-0					
2-pt. Passing M-A	0-0	0-0	0-0	0-0	0-0	0-0					
Kickoffs-Yds-TB	4-179-0	2-125-1	5-190-0	10-557-0	3-193-2	6-299-2					
Safeties	0	0	0	0	0	0					
Points Scored	21	14	28	47	17	30					
Time of Possession	31:41	30:14	27:21	37:24	28:59	37:16					
Net TO Ratio	-	+1	-1	+1	+1	+4					

2021 SOUTHEAST MISSOURI FOOTBALL NOTES
MURRAY STATE // OCT. 16



Opponent Game-by-Game Statistics

	SIU	@SHSU	@MIZZOU	TSU	@TTU	@APSU	MUR	@UTM	EIU	@MUR	UTM
	9/2	9/11	9/18	9/25	10/2	10/9	10/16	10/23	10/30	11/13	11/20
First Downs	26	26	26	11	20	19					
Rushing	6	10	8	3	13	9					
Passing	18	14	18	8	5	9					
Penalty	2	2	0	0	2	1					
Third Downs	11	12	14	11	9	18					
Converted	3	6	10	1	2	8					
Efficiency	27.2	50.0	71.4	0.9	22.2	44.4					
Fourth Downs	0	1	2	3	0	6					
Converted	0	0	2	1	0	2					
Efficiency	0.0	0.0	1.00	33.3	0.0	33.3					
Total Net Yards	553	561	675	266	298	396					
Plays	71	70	72	53	59	79					
Avg Per Play	7.8	8.0	9.4	5.0	5.1	5.0					
Net Yards Rushing	93	297	235	14	192	137					
Attempts	32	40	34	22	41	26					
Avg. Per Rush	2.9	7.4	6.9	0.6	4.7	5.3					
Net Yards Passing	460	264	440	252	106	259					
Attempts	39	30	38	31	18	53					
Completions	25	18	28	17	10	28					
Completion Pct.	64.1	60.0	73.7	54.8	55.6	52.8					
Yds. Per Attempt	11.8	8.8	11.6	8.1	5.9	4.9					
Touchdowns	4	3	5	1	2	0					
Interceptions	2	1	0	1	0	3					
Sacked	1	2	0	2	2	1					
Yards Lost	9	22	0	14	17	8					
Touchdowns	6	7	8	2	4	2					
Rushing	2	3	3	1	2	2					
Passing	4	3	5	0	2	0					
Returns	0	1	0	1	0	0					
Penalties	6	6	5	10	1	8					
Yards Lost	70	46	55	76	16	42					
Fumbles	0	1	0	2	4	8					
Fumbles Lost	0	1	0	1	2	42					
Punts	3	3	1	7	6	3					
Total Yards	119	113	56	305	177	147					
Gross Avg.	39.7	37.7	56.0	43.6	29.5	49.0					
Net Avg.	40.0	37.7	48.0	34.9	29.5	37.3					
Inside 20	0	0	1	1	0	0					
Touchbacks	0	0	0	1	0	1					
FGs Attempted	3	1	1	0	0	0					
FGs Made	2	1	1	0	0	0					
PATs Made-Att.	5-6	7-7	8-8	1-2	4-4	1-2					
Kicking M-A	5-6	7-7	8-8	0-1	4-4	0-0					
2-pt. Rushing M-A	0-0	0-0	0-0	0-0	0-0	0-1					
2-pt. Passing M-A	0-0	0-0	0-0	1-1	0-0	1-1					
Kickoffs-Yds-TB	9-550-3	9-525-2	10-648-9	3-192-1	5-307-0	3-188-1					
Safeties	0	0	0	0	0	0					
Points Scored	47	52	59	14	28	14					
Time of Possession	28:19	29:46	32:39	22:36	31:01	22:44					
Net TO Ratio	-	-1	+1	-1	-1	-4					



2021 SOUTHEAST MISSOURI FOOTBALL NOTES

MURRAY STATE // OCT. 16

Game-by-Game Leaders

Date	Opponent	Scoring	Rushing Yards	Receptions	Receiving Yards	Tackles
09-02-21	Southern Illinois	Smith, Todd - 6 pts.	Hess - 104	Alston, Smith - 3	Alston - 36	Mincey - 9
09-11-21	at Sam Houston	Alston, Hess - 6 pts.	Hess - 42	Custis - 4	Alston - 63	Norman - 8
09-18-21	at Missouri	Rucker - 12 pts.	Ogbonna - 96	Hess, Weidemann - 2	Hess - 31	Nelome - 10
09-25-21	Tennessee State	Hess - 18 pts.	Hess - 205	Palmer - 3	Palmer - 85	Norman, D. Taylor - 6
10-02-21	at Tennessee Tech	Hess, King - 6 pts.	Hess - 69	Jester - 6	King - 54	Norman, Mincey - 7
10-09-21	at Austin Peay	Hess - 18 pts.	Hess - 116	Smith - 5	Smith - 53	Leonard - 9
10-16-21	Murray State					
10-23-21	at UT Martin					
10-30-21	Eastern Illinois					
11-13-21	at Murray State					
11-20-21	UT Martin					

Game-by-Game Scoring

Date	Opponent	Southeast Missouri								Opponents								Point	
		1	2	1H	3	4	2H	OT	TOT	1	2	1H	3	4	2H	OT	TOT	Differential	
09-02-21	Southern Illinois	7	0	7	7	7	14	-	21	14	14	28	10	9	19	-	47	-26	
09-11-21	at Sam Houston	7	7	14	0	0	0	-	14	7	24	31	14	7	21	-	52	-38	
09-18-21	at Missouri	0	0	0	7	21	28	-	28	21	17	38	14	7	21	-	59	-31	
09-25-21	Tennessee State	3	13	16	17	14	31	-	47	0	0	0	6	8	14	-	14	+33	
10-02-21	at Tennessee Tech	0	10	10	0	7	7	-	17	0	0	0	14	14	28	-	28	-11	
10-09-21	at Austin Peay	9	7	16	14	0	14	-	30	8	0	8	6	0	6	-	14	+16	
10-16-21	Murray State																		
10-23-21	at UT Martin																		
10-30-21	Eastern Illinois																		
11-13-21	at Murray State																		
11-20-21	UT Martin																		
	Totals	26	37	63	45	49	94	-	157	50	55	105	64	45	109	-	214	-57	

Southeast Missouri Red Zone Statistics

Date	Opponent	Drives In		Scoring			Total	Made	Missed	TO	Downs	Avg. Points	GOAL-TO-GO				FGs
		Red Zone	Scores	%	TDs	Pts.							TDs	TD %			
09-02-21	Southern Illinois	2	2	1.00	2	14	0	0	0	0	0	7.0	0	0	0.0	0	0
09-11-21	at Sam Houston State	1	1	1.00	1	7	0	0	0	0	0	7.0	1	1	1.00	0	0
09-18-21	at Missouri	3	3	1.00	3	21	0	0	0	0	0	7.0	2	2	1.00	0	0
09-25-21	Tennessee State	6	6	1.00	4	34	2	0	0	0	0	5.7	3	3	1.00	0	0
10-02-21	at Tennessee Tech	3	3	1.00	2	17	1	0	0	0	0	5.7	1	1	1.00	0	0
10-09-21	at Austin Peay	5	5	1.00	4	30	1	0	0	0	0	6.0	4	4	1.00	0	0
10-16-21	Murray State																
10-23-21	at UT Martin																
10-30-21	Eastern Illinois																
11-13-21	at Murray State																
11-20-21	UT Martin																
	Totals	20	20	1.00	16	123	4	0	0	0	0	6.2	11	11	1.00	0	0

2021 SOUTHEAST MISSOURI FOOTBALL NOTES

MURRAY STATE // OCT. 16



Opponent Red Zone Statistics

Date	Opponent	Drives In	Scoring			Total	Made	Missed	TO	Downs	Avg.	GOAL-TO-GO			
		Red Zone	Scores	%	TDs	Pts.	FGs	FGs			Points	Drives	TDs	TD %	FGs
09-02-21	Southern Illinois	7	6	85.7	4	33	2	1	0	0	5.5	2	1	50.0	0
09-11-21	at Sam Houston State	4	3	75.0	3	21	0	0	1	0	7.0	2	2	1.00	0
09-18-21	at Missouri	3	3	1.00	3	21	0	0	0	0	7.0	2	2	1.00	0
09-25-21	Tennessee State	3	1	33.3	1	8	0	0	0	2	8.0	0	0	0.00	0
10-02-21	at Tennessee Tech	2	2	1.00	2	14	0	0	0	0	7.0	1	1	1.00	0
10-09-21	at Austin Peay	1	1	1.00	1	8	0	0	0	0	8.0	1	1	1.00	0
10-16-21	Murray State														
10-23-21	at UT Martin														
10-30-21	Eastern Illinois														
11-13-21	at Murray State														
11-20-21	UT Martin														
	Totals	20	16	80.0	14	105	2	1	1	2	5.3	8	7	87.5	0

Game-by-Game Comparison (Southeast Missouri/Opponent)

FIRST DOWNS							RUSHING	PASSING	TOTAL OFFENSE		RETURN	
DATE	OPPONENT	Score	Total	Rush	Pass	Pen	No.-Yds	Comp-Att-Int	Yds	Plays-Yds	Yds	TOs
09-02-21	Southern Illinois	21-47	13/26	6/6	5/18	2/2	35-142/32-93	13-25-0/25-39-2	101/460	60-243/71-553	140/42	2/2
09-11-21	at Sam Houston	14-52	13/26	6/10	7/14	0/2	35-103/40-297	14-31-1/18-30-1	203/264	66-306/70-561	126/76	1/2
09-18-21	at Missouri	28-59	19/26	13/8	4/18	2/0	35-294/34-235	8-15-1/28-38-0	79-440	50-373/72-675	18/39	1/0
09-25-21	Tennessee State	47-14	28/11	16/3	8/8	4/0	58-380/22-14	14-23-1/17-31-1	227/252	81-607/53-266	107/207	1/2
10-02-21	at Tennessee Tech	17-28	16/20	8/13	7/5	1/2	38-126/41-192	17-40-1/10-18-0	145/106	78-271/59-298	74/61	1/2
10-09-21	at Austin Peay	30-14	16/19	9/9	5/9	2/1	56-197/26-137	10-23-1/26-53-3	93/259	79-290/79-396	121/14	2/6
10-16-21	Murray State											
10-23-21	at UT Martin											
10-30-21	Eastern Illinois											
11-13-21	at Murray State											
11-20-21	UT Martin											

		3rd Down	4th Down	Time of	TOP	Avg Yds	Avg Yds	Avg Yds	Punting	Penalties
DATE	OPPONENT	Conv	Conv	Possession	Margin	Per Rush	Per Pass	Per Play	No.-Avg	No.-Yds
09-02-21	Southern Illinois	4-15/3-11	0-0/0-0	31:41/28:19	3:22	4.1/2.9	4.0/11.8	4.1/7.8	10-41.8/3-39.7	15-133/6-70
09-11-21	at Sam Houston	4-17/6-12	2-2/0-1	30:14/29:46	0:28	2.9/7.4	6.5/8.8	4.6/8.0	9-39.3/3-37.7	6-62/6-46
09-18-21	at Missouri	4-9/10-14	0-0/2-2	27:21/32:39	-5:18	8.4/6.9	5.3/11.6	7.5/9.4	5-46.4/1-56.0	2-25/5-55
09-25-21	Tennessee State	4-13/1-11	1-1/1-3	37:24/22:36	14:48	6.6/0.6	9.9/8.1	7.5/5.0	3-33.7/7-43.6	6-54/10-76
10-02-21	at Tennessee Tech	5-19/2-9	2-4/0-0	28:59/31:01	-2:02	3.3/4.7	3.6/5.9	3.5/5.1	7-41.1/6-29.5	4-45/1-16
10-09-21	at Austin Peay	8-19/8-18	1-1/2-6	37:16/22:44	14:32	3.5/5.3	4.0/4.9	3.7/5.0	6-41.0/3-49.0	5-35/8-42
10-16-21	Murray State									
10-23-21	at UT Martin									
10-30-21	Eastern Illinois									
11-13-21	at Murray State									
11-20-21	UT Martin									



2021 SOUTHEAST MISSOURI FOOTBALL NOTES

MURRAY STATE // OCT. 16

SEMO Scoring Drives

Date	Opponent	Obtained	Scoring Play	PAT	Drive Plays-Yards	Time	Score SEMO-OPP	QTR	Time Left
09-02-21	Southern Illinois	Kickoff	Smith 15 yd pass from Ogbonna	Pippin kick	9-65	5:18	7-7	1	5:17
09-02-21	Southern Illinois	Interception	Matthews 10 yd interception return	Harpenau kick	-	-	14-38	3	6:16
09-02-21	Southern Illinois	Interception	Todd 6 yd pass from Perez	Pippin kick	10-53	5:33	21-47	4	1:44
09-11-21	Sam Houston	Kickoff	Alston 43 yd pass from Ogbonna	Doak kick	7-79	3:20	7-7	1	6:33
09-11-21	Sam Houston	Interception	Hess 1 yd run	Doak kick	2-2	0:44	14-14	2	11:01
09-18-21	Missouri	Kickoff	Hess 4 yd run	Doak kick	9-75	4:01	7-45	3	2:54
09-18-21	Missouri	Kickoff	Rucker 18 yd run	Doak kick	6-87	3:23	14-52	4	13:14
09-18-21	Missouri	Punt	Rucker 2 yd run	Doak kick	10-83	6:33	21-52	4	5:00
09-18-21	Missouri	Kickoff	Anderson 75 yd run	Doak kick	1-75	0:18	28-59	4	1:42
09-25-21	Tennessee State	Punt	Doak 33 yd field goal	-	9-64	3:21	3-0	1	9:33
09-25-21	Tennessee State	Punt	Hess 2 yd run	Doak kick	8-53	2:48	10-0	2	14:19
09-25-21	Tennessee State	Punt	Doak 40 yd field goal	-	9-28	4:18	13-0	2	7:52
09-25-21	Tennessee State	Punt	Doak 39 yd field goal	-	14-58	4:57	16-0	2	0:17
09-25-21	Tennessee State	Kickoff	Hess 63 yd run	Doak kick	4-75	1:39	23-0	3	13:21
09-25-21	Tennessee State	Punt	Doak 45 yd field goal	-	5-39	2:07	26-6	3	8:24
09-25-21	Tennessee State	Downs	Hess 8 yd run	Doak kick	9-88	3:56	33-6	3	1:00
09-25-21	Tennessee State	Kickoff	Rucker 3 yd run	Doak kick	2-46	0:40	40-14	4	11:56
09-25-21	Tennessee State	Fumble	Weidemann 6 yd pass from Ogbonna	Doak kick	7-34	4:02	47-14	4	6:54
10-02-21	Tennessee Tech	Punt	Hess 1 yd run	Doak kick	13-78	5:48	7-0	2	14:00
10-02-21	Tennessee Tech	Fumble	Doak 22 yd field goal	-	5-25	1:34	10-0	2	0:48
10-02-21	Tennessee Tech	Kickoff	King 7 yd pass from Williams	Doak kick	15-75	2:57	17-28	4	0:47
10-09-21	Austin Peay	Fumble	Doak 27 yd field goal	-	4-3	1:29	3-0	1	9:49
10-09-21	Austin Peay	Fumble	King 8 yd pass from Ogbonna	Doak kick blocked	5-24	2:05	9-0	1	7:31
10-09-21	Austin Peay	Kickoff	Hess 2 yd run	Doak kick	16-78	7:38	16-8	2	7:27
10-09-21	Austin Peay	Interception	Hess 5 yd run	Doak kick	2-19	0:41	23-8	3	11:42
10-09-21	Austin Peay	Kickoff	Hess 2 yd run	Doak kick	17-75	8:44	30-14	3	1:59

2021 SOUTHEAST MISSOURI FOOTBALL NOTES
MURRAY STATE // OCT. 16



Opponent Scoring Drives

Date	Opponent	Obtained	Scoring Play	PAT	Drive		Score		Time
					Plays-Yards	Time	SEMO-OPP	QTR	Left
09-02-21	Southern Illinois	Punt	Cox 99 yd pass from Baker	Gualdoni kick	1-99	0:13	0-7	1	10:35
09-02-21	Southern Illinois	Kickoff	Daniel 16 yd pass from Baker	Gualdoni kick	7-75	2:46	7-14	1	2:31
09-02-21	Southern Illinois	Punt	Hartrup 12 yd pass from Baker	Gualdoni kick	10-63	3:55	7-21	2	12:32
09-02-21	Southern Illinois	Punt	Strong 22 yd run	Gualdoni kick	4-70	1:39	7-28	2	5:29
09-02-21	Southern Illinois	Kickoff	Gualdoni 28 yd field goal	-	7-64	2:12	7-31	3	12:48
09-02-21	Southern Illinois	Punt	Williams 1 yd run	Gualdoni kick	8-75	2:44	7-38	3	8:09
09-02-21	Southern Illinois	Punt	Lenoir 13 yd pass from Baker	Gualdoni kick failed	9-78	3:55	14-44	4	13:09
09-02-21	Southern Illinois	Fumble	Gualdoni 25 yd field goal	-	4-19	1:00	14-47	4	10:47
09-11-21	Sam Houston	Punt	Jefferson 1 yd run	Morgan kick	9-81	3:06	0-7	1	10:00
09-11-21	Sam Houston	Punt	Chrest 6 yd pass from Schmid	Morgan kick	7-79	3:10	7-14	2	13:40
09-11-21	Sam Houston	Missed FG	Jefferson 70 yd run	Morgan kick	1-70	0:12	14-21	2	3:25
09-11-21	Sam Houston	Interception	Thomas 49 yd interception return	Morgan kick	-	-	14-28	2	1:11
09-11-21	Sam Houston	Punt	Morgan 50 yd field goal	-	6-15	0:39	14-31	2	0:08
09-11-21	Sam Houston	Punt	Trapper 77 yd run	Morgan kick	3-86	1:18	14-38	3	11:38
09-11-21	Sam Houston	Missed FG	Adeyi 3 yd pass from Schmid	Morgan kick	10-73	4:20	14-45	3	2:15
09-11-21	Sam Houston	Punt	Harvin 42 yd pass from Schmid	Morgan kick	8-89	4:15	14-52	4	11:16
09-18-21	Missouri	Kickoff	Badie 49 yd run	Mevis kick	6-73	2:40	0-7	1	12:16
09-18-21	Missouri	Punt	Badie 11 yd pass from Bazalak	Mevis kick	7-78	3:25	0-14	1	6:50
09-18-21	Missouri	Punt	Smith 46 yd pass from Bazalak	Mevis kick	4-61	1:40	0-21	1	3:10
09-18-21	Missouri	Punt	Mevis 43 yd field goal	-	9-73	2:43	0-24	2	12:41
09-18-21	Missouri	Punt	Luper 52 yd pass from Bazalak	Mevis kick	6-84	1:59	0-31	2	8:32
09-18-21	Missouri	Punt	Badie 1 yd run	Mevis kick	16-74	5:47	0-38	2	0:13
09-18-21	Missouri	Interception	Young 3 yd pass from Cook	Mevis kick	12-57	6:49	0-45	3	6:55
09-18-21	Missouri	Kickoff	Hester 65 yd pass from Macon	Mevis kick	3-72	1:02	7-52	3	1:45
09-18-21	Missouri	Kickoff	Cox 55 yd run	Mevis kick	5-65	3:00	21-59	4	2:00
09-25-21	Tennessee State	Kickoff	Johnson 90 yd kickoff return	Zita kick failed	-	-	23-6	3	13:05
09-25-21	Tennessee State	Kickoff	Perry 2 yd pass from Hickbottom	Perry pass from Hickbottom	7-34	4:02	33-14	4	12:43
10-02-21	Tennessee Tech	Interception	Cross 25 yd pass from Miller	Olsen kick	1-25	0:07	10-7	3	10:12
10-02-21	Tennessee Tech	Punt	Maples 28 yd pass from Miller	Olsen kick	8-89	4:47	10-14	3	2:55
10-02-21	Tennessee Tech	Punt	Gist 3 yd run	Olsen kick	14-96	7:19	10-21	4	8:45
10-02-21	Tennessee Tech	Punt	Gist 2 yd run	Olsen kick	6-60	3:30	10-28	4	3:44
10-09-21	Austin Peay	Punt	Tanner 5 yd run	Goodman rush	12-85	4:05	9-8	1	0:10
10-09-21	Austin Peay	Kickoff	Tanner 53 yd run	Minter pass failed	3-61	0:59	23-14	3	10:43



2021 SOUTHEAST MISSOURI FOOTBALL NOTES

MURRAY STATE // OCT. 16

SEMO Rushes of 10 or More Yards

Date	Opponent	QTR	Rusher	Yards
09-02-21	Southern Illinois	1	Geno Hess	35
09-02-21	Southern Illinois	2	Geno Hess	11
09-02-21	Southern Illinois	3	Geno Hess	11
09-11-21	Sam Houston	2	Zion Custis	12
09-11-21	Sam Houston	2	Geno Hess	15
09-11-21	Sam Houston	2	C.J. Ogbonna	14
09-11-21	Sam Houston	2	Geno Hess	12
09-11-21	Sam Houston	4	Shamenski Rucker	19
09-18-21	Missouri	1	C.J. Ogbonna	14
09-18-21	Missouri	2	C.J. Ogbonna	16
09-18-21	Missouri	2	C.J. Ogbonna	19
09-18-21	Missouri	4	C.J. Ogbonna	24
09-18-21	Missouri	4	Shamenski Rucker	17
09-18-21	Missouri	4	Shamenski Rucker	18
09-18-21	Missouri	4	Jalyn Williams	18
09-18-21	Missouri	4	Geno Hess	13
09-18-21	Missouri	4	Q'Nairies Anderson	75
09-25-21	Tennessee State	1	Geno Hess	11
09-25-21	Tennessee State	1	Geno Hess	25
09-25-21	Tennessee State	1	Geno Hess	12
09-25-21	Tennessee State	3	Geno Hess	63
09-25-21	Tennessee State	3	Geno Hess	10
09-25-21	Tennessee State	4	Shamenski Rucker	43
09-25-21	Tennessee State	4	Q'Nairies Anderson	15
09-25-21	Tennessee State	4	Jalyn Williams	16
09-25-21	Tennessee State	4	Jalyn Williams	14
10-02-21	Tennessee Tech	1	Jalyn Williams	10
10-02-21	Tennessee Tech	1	Shamenski Rucker	16
10-02-21	Tennessee Tech	2	Geno Hess	33
10-02-21	Tennessee Tech	2	Geno Hess	11
10-02-21	Tennessee Tech	3	Jalyn Williams	12
10-02-21	Tennessee Tech	4	Jalyn Williams	12
10-09-21	Austin Peay	1	Geno Hess	10
10-09-21	Austin Peay	2	Jalyn Williams	13
10-09-21	Austin Peay	2	Geno Hess	12
10-09-21	Austin Peay	3	Geno Hess	14
10-09-21	Austin Peay	3	Jalyn Williams	10
10-09-21	Austin Peay	3	Jalyn Williams	10
10-09-21	Austin Peay	4	Jalyn Williams	10
10-09-21	Austin Peay	4	Geno Hess	13
10-09-21	Austin Peay	4	Jalyn Williams	18

Opponent Rushes of 10 or More Yards

Date	Opponent	QTR	Rusher	Yards
09-02-21	Southern Illinois	2	J. Williams	19
09-02-21	Southern Illinois	2	Justin Strong	22
09-11-21	Sam Houston	1	Ramon Jefferson	21
09-11-21	Sam Houston	1	Ramon Jefferson	18
09-11-21	Sam Houston	1	Ramon Jefferson	11
09-11-21	Sam Houston	2	Ramon Jefferson	10
09-11-21	Sam Houston	4	Noah Smith	15
09-11-21	Sam Houston	4	Zach Hrbacek	11
09-18-21	Missouri	1	Tyler Badie	49
09-18-21	Missouri	4	Michael Cox	15
09-18-21	Missouri	4	Michael Cox	55
09-25-21	Tennessee State	1	Devon Starling	16
10-02-21	Tennessee Tech	2	David Gist	13
10-02-21	Tennessee Tech	2	David Gist	15
10-02-21	Tennessee Tech	3	David Gist	12
10-02-21	Tennessee Tech	3	Willie Miller	20
10-02-21	Tennessee Tech	4	David Gist	14
10-02-21	Tennessee Tech	4	Jordan Brown	15
10-02-21	Tennessee Tech	4	Willie Miller	10
10-02-21	Tennessee Tech	4	Willie Miller	35
10-02-21	Tennessee Tech	4	David Gist	19
10-09-21	Austin Peay	1	Draylen Ellis	11
10-09-21	Austin Peay	1	Brian Snead	12
10-09-21	Austin Peay	1	Brian Snead	19
10-09-21	Austin Peay	2	Brian Snead	10
10-09-21	Austin Peay	3	Ahmaad Tanner	53
10-09-21	Austin Peay	4	Draylen Ellis	11

2021 SOUTHEAST MISSOURI FOOTBALL NOTES

MURRAY STATE // OCT. 16



SEMO Completions of 20 or More Yards

Date	Opponent	QTR	Passer/Receiver	Yards
09-02-21	Southern Illinois	4	Perez/Jester	20
09-11-21	Sam Houston	1	Ogbonna/King	24
09-11-21	Sam Houston	1	Ogbonna/Alston	43
09-11-21	Sam Houston	2	Ogbonna/Palmer	24
09-11-21	Sam Houston	3	Haynes/Weidemann	35
09-18-21	Missouri	4	Williams/Hess	26
09-25-21	Tennessee State	1	Ogbonna/Palmer	39
09-25-21	Tennessee State	1	Ogbonna/Palmer	20
09-25-21	Tennessee State	1	Ogbonna/Hess	27
09-25-21	Tennessee State	2	Ogbonna/Roberts	24
09-25-21	Tennessee State	3	Ogbonna/King	37
09-25-21	Tennessee State	3	Ogbonna/Palmer	26
10-02-21	Tennessee Tech	1	Williams/Jester	22
10-09-21	Austin Peay	2	Williams/Smith	22

Opponent Completions of 20 or More Yards

Date	Opponent	QTR	Passer/Receiver	Yards
09-02-21	Southern Illinois	1	Baker/Cox	99
09-02-21	Southern Illinois	1	Baker/Lenoir	34
09-02-21	Southern Illinois	1	Baker/Cox	28
09-02-21	Southern Illinois	3	Baker/Cox	45
09-02-21	Southern Illinois	3	Baker/Rollins	24
09-02-21	Southern Illinois	3	Baker/Daniel	22
09-11-21	Sam Houston	3	Schmid/Chrest	20
09-11-21	Sam Houston	3	Schmid/Williams	27
09-11-21	Sam Houston	4	Schmid/Chrest	20
09-11-21	Sam Houston	4	Schmid/Harvin	42
09-18-21	Missouri	1	Bazelak/Lovett	32
09-18-21	Missouri	1	Bazelak/Smith	46
09-18-21	Missouri	1	Bazelak/Cooper	46
09-18-21	Missouri	2	Bazelak/Luper	52
09-18-21	Missouri	2	Bazelak/Lovett	24
09-18-21	Missouri	3	Macon/Hester	65
09-25-21	Tennessee State	1	Hickbottom/Thornton	29
09-25-21	Tennessee State	3	Hickbottom/Johnson	41
09-25-21	Tennessee State	4	Hickbottom/Rouse	26
09-25-21	Tennessee State	4	Hickbottom/Thornton	26
10-02-21	Tennessee Tech	3	Miller/Cross	25
10-02-21	Tennessee Tech	3	Miller/Maples	28
10-09-21	Austin Peay	1	Ellis/Render	37
10-09-21	Austin Peay	1	Ellis/Harley	20
10-09-21	Austin Peay	4	Ellis/Pollard	20



2021 SOUTHEAST MISSOURI FOOTBALL NOTES

MURRAY STATE // OCT. 16

Game-by-Game Tackles

Player	SIU 9/2	@SHSU 9/11	@MIZZOU 9/18	TSU 9/25	@TTU 10/2	@APSU 10/9	MUR 10/16	@UTM 10/23	EIU 10/30	@MUR 11/13	UTM 11/20
Aaron Alston	-	-	1	-	-	-	-	-	-	-	-
Jalon Benson	4	3	-	-	-	-	-	-	-	-	-
Keandre Booker	3	5	-	2	3	1	-	-	-	-	-
Jay Callentine	-	-	-	1	-	-	-	-	-	-	-
Austin Carter	-	4	3	2	5	1	-	-	-	-	-
Shabari Davis	3	-	-	1	4	3	-	-	-	-	-
Bryson Donnell	3	1	2	2	2	2	-	-	-	-	-
Omarick Douglas	2	4	-	5	5	4	-	-	-	-	-
Micah Fann	-	1	-	-	-	-	-	-	-	-	-
Michael Harris	3	-	1	-	-	-	-	-	-	-	-
Trai Hodges	1	4	3	-	6	5	-	-	-	-	-
Lawrence Johnson	5	6	8	4	-	-	-	-	-	-	-
Sam Keeper	-	2	1	1	1	-	-	-	-	-	-
Adam Krause	1	-	-	-	-	-	-	-	-	-	-
Zach Kriens	-	4	1	3	-	-	-	-	-	-	-
Ty Leonard	5	-	5	1	2	9	-	-	-	-	-
Steven Lewis	2	3	-	4	4	-	-	-	-	-	-
Patrick Maddox	-	-	-	3	-	-	-	-	-	-	-
Lunden Manuel	-	-	4	3	3	2	-	-	-	-	-
Mike Matthews	5	1	3	5	1	1	-	-	-	-	-
William McCall	-	-	-	-	-	8	-	-	-	-	-
Brandon Mincey	9	-	-	4	7	6	-	-	-	-	-
Jacob Morrissey	8	6	3	3	1	2	-	-	-	-	-
Tyler Nelome	-	-	10	-	2	2	-	-	-	-	-
Bryce Norman	2	8	2	6	7	6	-	-	-	-	-
Cameron Powell	-	1	1	-	-	-	-	-	-	-	-
LeDarrius Rule	-	-	-	1	-	-	-	-	-	-	-
James Sackie	1	-	1	-	-	1	-	-	-	-	-
Antonio Taylor	2	2	1	-	-	3	-	-	-	-	-
Dony'e Taylor	1	4	1	6	4	2	-	-	-	-	-
Louis Taylor	2	-	1	-	-	-	-	-	-	-	-
Izeal Terrell	4	1	1	3	2	-	-	-	-	-	-
Garrett Todd	-	-	-	2	-	-	-	-	-	-	-
Keilyn Tyus	-	1	4	-	-	-	-	-	-	-	-
Jenson Walker	-	1	-	-	-	-	-	-	-	-	-
Mali Walton	-	-	1	2	-	-	-	-	-	-	-

Sacks

No.	Yds
Jacob Morrissey	2.0 22
Omarick Douglas	2.0 19
Lunden Manuel	1.5 13
Bryce Norman	1.0 8
Austin Carter	1.0 4
Brandon Mincey	0.5 5
Totals	8.0 70

Tackles for Loss

No.	Yds
Bryce Norman	6.5 19
Brandon Mincey	5.5 21
Keandre Booker	4.5 9
Lunden Manuel	3.5 10
Jacob Morrissey	3.0 29
Omarick Douglas	2.0 18
Sam Keeper	2.0 6
Shabari Davis	1.0 9
Mike Matthews	1.5 4
Izeal Terrell	1.5 2
Austin Carter	1.0 4
Trai Hodges	1.0 2
Keilyn Tyus	1.0 1
Lawrence Johnson	0.5 1
Micah Fann	0.5 1
Totals	36.0 142

Forced Fumbles

No.	Yds
Bryce Norman	3
Austin Carter	1
Omarick Douglas	1
Brandon Mincey	1

Fumble Recoveries

No.	Yds
Izeal Terrell	1 7
Lawrence Johnson	1 0
Omarick Douglas	1 0
Brandon Mincey	1 0
Jacob Morrissey	1 0
Dony'e Taylor	1 0

Pass Breakups

No.	Yds
Trai Hodges	4
Omarick Douglas	2
Ty Leonard	2
Jalon Benson	1
Bryson Donnell	1
Steven Lewis	1
Antonio Taylor	1
Brandon Mincey	1
William McCall	1
Shabari Davis	1
Jacob Morrissey	1
Dony'e Taylor	1
Mike Matthews	1
Totals	16

Interceptions

No.	Yds
Ty Leonard	2 31
Dony'e Taylor	1 39
Keandre Booker	1 31
Mike Matthews	1 10
Trai Hodges	1 8
Brandon Mincey	1 0
Totals	7 119

Blocked Kicks

No.	Yds
Bryson Donnell	1

2021 SOUTHEAST MISSOURI FOOTBALL NOTES

MURRAY STATE // OCT. 16



Game-by-Game Offensive Starters

Date	Opponent	WR	WR	TE	LT	LG	C	RG	RT	QB	RB	WR
09-02-21	Southern Illinois	King	Smith	Weidemann	Cook	Rodgers	Gieg	Sobrado	Wilder	Ogbonna	Hess	Alston
09-11-21	at Sam Houston State	King	Jester	Weidemann	Cook	Rodgers	Gieg	Sobrado	Korte	Ogbonna	Hess	Alston
09-18-21	at Missouri	King	Palmer	Weidemann	Cook	Rodgers	Gieg	Sobrado	Korte	Ogbonna	Hess	Alston
09-25-21	Tennessee State	King	Jester	Weidemann	Wilder	Rodgers	Gieg	Rosenthal	Korte	Ogbonna	Hess	Palmer
10-02-21	at Tennessee Tech	King	Jester	Weidemann	Wilder	Rodgers	Gieg	Sobrado	Korte	Ogbonna	Hess	Palmer
10-09-21	at Austin Peay	King	Smith	Strauss	Cook	Rosenthal	Gieg	Sobrado	Korte	Ogbonna	Hess	Roberts
10-16-21	Murray State											
10-23-21	at UT Martin											
10-30-21	Eastern Illinois											
11-13-21	at Murray State											
11-20-21	UT Martin											

Game-by-Game Defensive Starters

Date	Opponent	DE	NT	DT	OLB	LB (Wild)	ILB (Mike)	OLB	CB	SS	FS	CB
09-02-21	Southern Illinois	Donnell	Sackie	Lewis	Booker	Mincey	Matthews	Douglas	Davis	D. Taylor	Hodges	Leonard
09-11-21	at Sam Houston State	Donnell	Sackie	Lewis	Booker	Morrissey	Matthews	Douglas	Powell	Johnson	Hodges	A. Taylor
09-18-21	at Missouri	Donnell	Sackie	Lewis	Booker	Morrissey	Matthews	Terrell	Leonard	Johnson	Hodges	A. Taylor
09-25-21	Tennessee State	Donnell	Manuel	Lewis	Booker	Mincey	Matthews	Douglas	Leonard	Johnson	A. Taylor	D. Taylor
10-02-21	at Tennessee Tech	Donnell	Manuel	Lewis	Booker	Mincey	Norman	Douglas	Davis	D. Taylor	Hodges	Leonard
10-09-21	at Austin Peay	McCall	Donnell	Lewis	Booker	Mincey	Norman	Douglas	Davis	D. Taylor	Hodges	Leonard
10-16-21	Murray State											
10-23-21	at UT Martin											
10-30-21	Eastern Illinois											
11-13-21	at Murray State											
11-20-21	UT Martin											

Game-by-Game Specialists

Date	Opponent	K	P
09-02-21	Southern Illinois	Krause	Haynes
09-11-21	at Sam Houston State	Krause	Haynes
09-18-21	at Missouri	Krause	Haynes
09-25-21	Tennessee State	Doak	Haynes
10-02-21	at Tennessee Tech	Doak	Haynes
10-09-21	at Austin Peay	Doak	Haynes
10-16-21	Murray State		
10-23-21	at UT Martin		
10-30-21	Eastern Illinois		
11-13-21	at Murray State		
11-20-21	UT Martin		

2021 Participation Chart

85	Alston, Aaron	3/3
20	Anderson, O'Nairies	5/0
29	Benson, Jalon	4/0
18	Booker, Keandre	6/6
12	Buie, Jacob	1/0
27	Callentine, Jay	6/0
16	Carter, Austin	5/0
73	Christopher, Will	6/0
76	Cook, Terry	6/4
89	Cunningham, Judd	1/0
2	Custis, Zion	2/0
24	Davis, Shabari	4/3
31	Doak, Kenny	5/0
93	Donnell, Bryson	6/6
0	Douglas, Omar-drick	5/5
23	Fann, Micah	5/0
8	Frazier, Pervis	1/0
56	Gieg, Zack	6/6
36	Harpenau, Austin	1/0
90	Harris, Michael	6/0
47	Haynes, Zach	6/0
6	Hess, Geno	6/6
63	Higgins, Braden	5/0
8	Hodges, Trai	6/5
91	Holmes, LaWilliam	1/0
81	Holten, Jake	6/0
82	Jester, Terrell	6/4

7	Johnson, Lawrence	4/3
96	Keeper, Sam	6/0
4	King, Johnny	6/6
68	Korte, Nate	6/5
19	Krause, Adam	6/0
43	Kriens, Zach	5/0
60	Laux, AJ	2/0
84	Leininger, Zack	5/0
5	Leonard, Ty	5/5
99	Lewis, Steven	6/6
17	Maddox, Patrick	6/0
50	Manuel, Lunden	6/2
11	Matthews, Mike	6/4
6	McCall, William	2/1
2	Mincey, Brandon	5/4
44	Morrissey, Jacob	6/2
22	Nelome, Tyler	5/0
32	Norman, Bryce	6/2
5	Ogbonna, CJ	6/6
7	Palmer, Rashaan	6/3
3	Perez, Christian	2/0
49	Pippin, DC	1/0
14	Powell, Cameron	6/1
25	Robbins, Keveon	1/0
13	Roberts, Wesley	6/0
70	Rodgers, Shyron	5/5
64	Rosenthal, Jaden	6/2
21	Rucker, Shamenski	6/0
30	Rule, LaDarrius	4/0

95	Sackie, James	6/3
9	Smith, Zack	2/2
77	Sobrado, Sage	6/5
87	Strauss, Caleb	6/1
34	Taylor, Antonio	6/3
35	Taylor, Dony'e	6/4
3	Taylor, Louis	4/0
45	Terrell, Izeal	6/1
15	Todd, Garrett	6/0
92	Triunfer, Jaysen	1/0
26	Tyus, Keilyn	6/0
41	Walker, Jensen	6/0
38	Walton, Mali	6/0
79	Warren, Khalyi	1/0
88	Weidemann, Will	6/5
74	Wilder, Phillip	6/3
1	Williams, Jalyn	5/0



2021 SOUTHEAST MISSOURI FOOTBALL NOTES

MURRAY STATE // OCT. 16

Game-by-Game Rushing/Passing/Receiving (Games with Statistics Listed Only)

Jacob Buie

Aaron Alston

		RUSHING				RECEIVING			
		No.	Yds	TD	Lg	No.	Yds	TD	Lg
2018	Opponent								
09-08-18	Dayton	0	0	0	0	1	19	0	19
10-06-18	at Tennessee Tech	0	0	0	0	2	62	0	41
10-13-18	Austin Peay	0	0	0	0	1	14	0	14
11-03-18	Tennessee State	0	0	0	0	1	14	0	14
11-24-18	Stony Brook	0	0	0	0	1	13	0	13
12-01-18	at Weber State	0	0	0	0	1	15	0	15
	Total	0	0	0	0	7	137	0	41
2019	Opponent								
08-29-19	Southern Illinois	0	0	0	0	5	91	0	30
09-07-19	at Montana State	0	0	0	0	3	26	0	15
09-14-19	at Missouri	0	0	0	0	2	13	0	15
09-21-19	West Virginia State	0	0	0	0	4	90	1	50
10-05-19	Tennessee Tech	0	0	0	0	2	35	1	26
10-12-19	at Austin Peay	0	0	0	0	5	78	1	34
10-19-19	at Jacksonville State	0	0	0	0	2	61	1	38
10-26-19	UT Martin	0	0	0	0	6	101	0	51
11-02-19	at Tennessee State	0	0	0	0	4	51	0	23
11-09-19	Eastern Kentucky	0	0	0	0	2	14	0	11
11-16-19	at Eastern Illinois	0	0	0	0	6	42	0	11
11-23-19	Murray State	0	0	0	0	7	53	0	17
11-30-19	Illinois State	2	12	0	9	3	32	0	20
	Total	2	12	0	9	51	687	4	51
2020	Opponent								
10-30-20	at Southern Illinois	2	2	0	5	2	11	0	6
02-28-21	at Eastern Illinois	0	0	0	0	4	83	0	40
03-07-21	Murray State	0	0	0	0	3	16	0	10
03-14-21	Austin Peay	0	0	0	0	6	75	0	33
04-11-21	at Tennessee State	0	0	0	0	3	71	0	44
	Total	2	2	0	5	18	256	0	44
2021	Opponent								
09-02-21	Southern Illinois	0	0	0	0	3	36	0	14
09-11-21	at Sam Houston	0	0	0	0	3	63	1	43
	Total	0	0	0	0	6	99	1	43

Q'Nairies Anderson

		RUSHING				RECEIVING			
		No.	Yds	TD	Lg	No.	Yds	TD	Lg
2020	Opponent								
04-11-21	at Tennessee State	4	12	0	12	0	0	0	0
	Total	4	12	0	12	0	0	0	0
2021	Opponent								
09-18-21	at Missouri	1	75	1	75	0	0	0	0
09-25-21	Tennessee State	3	21	0	15	1	2	0	2
	Total	4	96	1	75	1	2	0	2

		RUSHING				RECEIVING			
		No.	Yds	TD	Lg	No.	Yds	TD	Lg
2019	Opponent								
09-14-19	at Missouri	0	0	0	0	0	0	0	0
	Total	0	0	0	0	0	0	0	0
2019	Opponent								
09-14-19	at Missouri	2	4	0	-4	0	0	0	0
	Total	2	4	0	-4	0	0	0	0
2020	Opponent								
02-28-21	at Eastern Illinois	1	-1	0	0	0	0	0	0
04-11-21	at Tennessee State	1	9	0	9	0	0	0	0
	Total	2	8	0	9	0	0	0	0
2020	Opponent								
02-28-21	at Eastern Illinois	2	6	0	25	0	19	0	19
	Total	2	6	0	25	0	19	0	19

Geno Hess

		RUSHING				RECEIVING			
		No.	Yds	TD	Lg	No.	Yds	TD	Lg
2018	Opponent								
10-06-18	at Tennessee Tech	0	0	0	0	11	64	0	17
	Total	0	0	0	0	11	64	0	17
2019	Opponent								
08-29-19	Southern Illinois	13	77	1	39	0	0	0	0
09-07-19	at Montana State	13	90	0	22	0	0	0	0
09-14-19	at Missouri	6	17	0	11	1	-2	0	0
09-21-19	West Virginia State	10	96	2	24	0	0	0	0
10-05-19	Tennessee Tech	7	36	1	10	0	0	0	0
10-12-19	at Austin Peay	7	20	0	11	0	0	0	0
10-19-19	at Jacksonville State	14	33	0	8	0	0	0	0
10-26-19	UT Martin	3	5	0	10	0	0	0	0
11-02-19	at Tennessee State	14	156	2	73	0	0	0	0
11-09-19	Eastern Kentucky	10	40	0	14	0	0	0	0
11-16-19	at Eastern Illinois	5	5	0	5	0	0	0	0
	Total	102	575	6	73	1	-2	0	0
2020	Opponent								
10-30-20	at Southern Illinois	16	128	1	64	0	0	0	0
02-28-21	at Eastern Illinois	11	41	2	9	1	-3	0	0
03-07-21	Murray State	13	70	0	14	0	0	0	0
03-14-21	Austin Peay	37	124	4	20	1	3	0	3
03-21-21	at Jacksonville State	13	38	0	13	0	0	0	0
03-28-21	Tennessee Tech	18	89	1	21	0	0	0	0
04-03-21	at UT Martin	18	89	1	31	0	0	0	0
04-11-21	at Tennessee State	11	87	3	19	0	0	0	0
	Total	137	666	12	64	2	0	0	3
2021	Opponent								
09-02-21	Southern Illinois	18	104	0	35	1	6	0	6
09-11-21	at Sam Houston	15	42	1	15	0	0	0	0
09-18-21	at Missouri	13	50	1	13	2	31	0	26
09-25-21	Tennessee State	25	205	3	63	1	27	0	27
10-02-21	at Tennessee Tech	16	69	1	33	0	0	0	0
10-09-21	at Austin Peay	28	116	3	14	0	0	0	0
	Total	115	586	9	63	4	64	0	27

2021 SOUTHEAST MISSOURI FOOTBALL NOTES

MURRAY STATE // OCT. 16



Jake Holten

RUSHING					RECEIVING				
2021	Opponent	No.	Yds	TD	Lg	No.	Yds	TD	Lg
09-18-21	at Missouri	0	0	0	0	1	6	0	6
09-25-21	Tennessee State	0	0	0	0	2	9	0	12
10-02-21	at Tennessee Tech	0	0	0	0	3	23	0	11
	<i>Total</i>	0	0	0	0	6	38	0	12

Terrell Jester

RUSHING					RECEIVING				
2020	Opponent	No.	Yds	TD	Lg	No.	Yds	TD	Lg
03-21-21	at Jacksonville State	0	0	0	0	2	0	0	1
03-28-21	Tennessee Tech	0	0	0	0	1	-1	0	0
04-11-21	at Tennessee State	0	0	0	0	1	1	0	1
	<i>Total</i>	0	0	0	0	4	0	0	1

RUSHING					RECEIVING				
2021	Opponent	No.	Yds	TD	Lg	No.	Yds	TD	Lg
09-02-21	Southern Illinois	0	0	0	0	2	28	0	20
09-11-21	at Sam Houston	0	0	0	0	3	36	0	25
09-18-21	at Missouri	0	0	0	0	1	16	0	16
10-02-21	at Tennessee Tech	0	0	0	0	6	48	0	22
	<i>Total</i>	0	0	0	0	12	128	0	25

Johnny King

RUSHING					RECEIVING				
2020	Opponent	No.	Yds	TD	Lg	No.	Yds	TD	Lg
10-30-20	at Southern Illinois	0	0	0	0	2	34	1	21
02-28-21	at Eastern Illinois	0	0	0	0	7	115	1	39
03-07-21	Murray State	0	0	0	0	4	32	0	13
03-14-21	Austin Peay	0	0	0	0	4	57	0	28
03-21-21	at Jacksonville State	0	0	0	0	3	29	0	12
03-28-21	Tennessee Tech	0	0	0	0	2	8	0	5
04-03-21	at UT Martin	0	0	0	0	6	46	0	15
04-11-21	at Tennessee State	0	0	0	0	3	71	0	44
	<i>Total</i>	0	0	0	0	31	392	2	44

RUSHING					RECEIVING				
2021	Opponent	No.	Yds	TD	Lg	No.	Yds	TD	Lg
09-02-21	Southern Illinois	0	0	0	0	1	2	0	2
09-11-21	at Sam Houston	0	0	0	0	1	24	0	24
09-18-21	at Missouri	0	0	0	0	1	4	0	4
09-25-21	Tennessee State	0	0	0	0	2	51	0	37
10-02-21	at Tennessee Tech	0	0	0	0	5	54	1	18
10-09-21	at Austin Peay	0	0	0	0	4	34	1	10
	<i>Total</i>	0	0	0	0	14	169	2	37

CJ Ogbonna

RUSHING					RECEIVING				
2021	Opponent	No.	Yds	TD	Lg	No.	Yds	TD	Lg
09-02-21	Southern Illinois	8	10	0	8	0	0	0	0
09-11-21	at Sam Houston	7	9	0	14	0	0	0	0
09-18-21	at Missouri	12	96	0	24	0	0	0	0
09-25-21	Tennessee State	16	48	0	9	0	0	0	0
10-02-21	at Tennessee Tech	4	11	0	5	0	0	0	0
10-09-21	at Austin Peay	4	6	0	2	0	0	0	0
	<i>Total</i>	51	180	0	24	0	0	0	0

PASSING									
2021	Opponent	Cmp	Att	Int	Yds	TD	Lg		
09-02-21	Southern Illinois	9	19	0	47	1	15		
09-11-21	at Sam Houston	13	27	1	168	1	43		
09-18-21	at Missouri	7	14	1	53	0	16		
09-25-21	Tennessee State	14	23	1	227	1	39		

10-02-21	at Tennessee Tech	5	14	1	26	0	8		
10-09-21	at Austin Peay	3	9	1	25	1	10		
	<i>Total</i>	51	106	5	546	4	43		

Rashaan Palmer

RUSHING					RECEIVING				
2020	Opponent	No.	Yds	TD	Lg	No.	Yds	TD	Lg
03-21-21	at Jacksonville State	0	0	0	0	2	20	0	12
03-28-21	Tennessee Tech	0	0	0	0	2	42	0	39
04-03-21	at UT Martin	0	0	0	0	1	74	1	74
	<i>Total</i>	0	0	0	0	5	136	1	74

RUSHING					RECEIVING				
2021	Opponent	No.	Yds	TD	Lg	No.	Yds	TD	Lg
09-11-21	at Sam Houston	0	0	0	0	2	34	0	24
09-25-21	Tennessee State	0	0	0	0	3	85	0	39
10-02-21	at Tennessee Tech	0	0	0	0	1	5	0	5
10-09-21	at Austin Peay	0	0	0	0	1	6	0	6
	<i>Total</i>	0	0	0	0	7	130	0	39

Christian Perez

RUSHING					RECEIVING				
2021	Opponent	No.	Yds	TD	Lg	No.	Yds	TD	Lg
09-02-21	Southern Illinois	2	1	0	6	0	0	0	0
	<i>Total</i>	2	1	0	6	0	0	0	0

PASSING									
2021	Opponent	Cmp	Att	Int	Yds	TD	Lg		
09-02-21	Southern Illinois	4	6	0	54	1	15		
09-11-21	at Sam Houston	0	1	0	0	0	0		
	<i>Total</i>	4	7	0	54	1	15		

Wesley Roberts IV

RUSHING					RECEIVING				
2021	Opponent	No.	Yds	TD	Lg	No.	Yds	TD	Lg
09-02-21	Southern Illinois	0	0	0	0	1	2	0	2
09-18-21	at Missouri	0	0	0	0	1	9	0	9
09-25-21	Tennessee State	0	0	0	0	2	36	0	24
	<i>Total</i>	0	0	0	0	4	47	0	24

Shamenski Rucker

RUSHING					RECEIVING				
2020	Opponent	No.	Yds	TD	Lg	No.	Yds	TD	Lg
02-28-21	at Eastern Illinois	5	25	0	13	0	0	0	0
03-14-21	Austin Peay	1	-1	0	0	0	0	0	0
03-21-21	at Jacksonville State	3	-1	0	13	0	0	0	0
03-28-21	Tennessee Tech	5	8	0	9	2	21	0	16
04-03-21	at UT Martin	3	9	0	9	1	8	0	8
04-11-21	at Tennessee State	5	47	0	15	1	7	0	7
	<i>Total</i>	22	87	0	15	4	36	0	16

RUSHING					RECEIVING				
2021	Opponent	No.	Yds	TD	Lg	No.	Yds	TD	Lg
09-02-21	Southern Illinois	1	2	0	2	0	0	0	0
09-11-21	at Sam Houston	3	24	0	19	0	0	0	0
09-18-21	at Missouri	7	48	2	18	0	0	0	0
09-25-21	Tennessee State	11	73	1	43	1	2	0	2
10-02-21	at Tennessee Tech	4	9	0	16	0	0	0	0
10-09-21	at Austin Peay	9	29	0	7	0	0	0	0
	<i>Total</i>	35	185	3	43	1	2	0	2



2021 SOUTHEAST MISSOURI FOOTBALL NOTES

MURRAY STATE // OCT. 16

Zack Smith

RUSHING					RECEIVING				
2017	Opponent	No.	Yds	TD	Lg	No.	Yds	TD	Lg
09-16-17	Southern Illinois	0	0	0	0	3	20	1	12
09-23-17	at Eastern Illinois	0	0	0	0	6	55	0	28
09-30-17	Eastern Kentucky	0	0	0	0	1	11	0	11
10-21-17	at Austin Peay	0	0	0	0	3	66	1	34
10-28-17	at Jacksonville State	0	0	0	0	4	81	1	37
11-04-17	UT Martin	1	7	0	7	2	20	0	14
11-11-17	at Tennessee State	0	0	0	0	1	0	0	0
Total		1	7	0	7	20	253	3	37

RUSHING					RECEIVING				
2018	Opponent	No.	Yds	TD	Lg	No.	Yds	TD	Lg
09-01-18	at Arkansas State	0	0	0	0	6	34	0	14
09-08-18	Dayton	0	0	0	0	5	122	1	73
09-15-18	at Southern Illinois	1	17	0	17	4	36	0	14
09-22-18	at Eastern Kentucky	0	0	0	0	4	42	1	18
10-06-18	at Tennessee Tech	0	0	0	0	1	-5	0	0
10-13-18	Austin Peay	1	16	0	16	5	63	1	30
10-20-18	Jacksonville State	1	-2	0	0	2	9	1	14
10-27-18	at UT Martin	1	3	0	3	6	56	0	27
11-10-18	at Murray State	0	0	0	0	2	19	1	14
11-17-18	Eastern Illinois	0	0	0	0	4	45	0	27
11-24-18	Stony Brook	0	0	0	0	3	50	0	39
12-01-18	at Weber State	1	7	0	7	2	6	0	4
Total		5	41	0	17	44	477	5	73

RUSHING					RECEIVING				
2019	Opponent	No.	Yds	TD	Lg	No.	Yds	TD	Lg
08-29-19	Southern Illinois	0	0	0	0	1	1	0	1
09-07-19	at Montana State	0	0	0	0	1	0	0	0
09-14-19	at Missouri	0	0	0	0	2	1	0	1
10-05-19	Tennessee Tech	0	0	0	0	1	-3	0	0
10-12-19	at Austin Peay	0	0	0	0	2	11	0	7
10-19-19	at Jacksonville State	0	0	0	0	2	-2	0	0
10-26-19	UT Martin	0	0	0	0	2	41	0	32
11-02-19	at Tennessee State	0	0	0	0	6	72	0	31
11-09-19	Eastern Kentucky	1	29	0	29	3	16	1	7
11-16-19	at Eastern Illinois	0	0	0	0	2	20	0	14
11-23-19	Murray State	2	2	0	2	5	27	2	17
11-30-19	Illinois State	0	0	0	0	4	23	0	11
Total		3	31	0	29	31	207	3	32

RUSHING					RECEIVING				
2020	Opponent	No.	Yds	TD	Lg	No.	Yds	TD	Lg
10-30-20	at Southern Illinois	2	2	0	3	1	4	0	4
02-28-21	at Eastern Illinois	0	0	0	0	6	75	0	27
03-07-21	Murray State	1	-1	0	0	4	25	0	8
03-14-21	Austin Peay	1	8	0	8	5	41	0	14
03-21-21	at Jacksonville State	0	0	0	0	8	51	0	14
03-28-21	Tennessee Tech	0	0	0	0	10	173	2	61
04-03-21	at UT Martin	0	0	0	0	2	9	1	6
04-11-21	at Tennessee State	2	18	0	12	2	25	1	18
Total		6	27	0	12	38	403	4	61

RUSHING					RECEIVING				
2021	Opponent	No.	Yds	TD	Lg	No.	Yds	TD	Lg
09-02-21	Southern Illinois	0	0	0	0	3	21	1	15
10-04-21	at Austin Peay	0	0	0	0	5	53	0	22
Total		0	0	0	0	8	74	1	15

Caleb Strauss

RUSHING					RECEIVING				
2019	Opponent	No.	Yds	TD	Lg	No.	Yds	TD	Lg
09-14-19	at Missouri	0	0	0	0	1	5	0	5
Total		0	0	0	0	1	5	0	5

Garrett Todd

RUSHING					RECEIVING				
2020	Opponent	No.	Yds	TD	Lg	No.	Yds	TD	Lg
02-28-21	at Eastern Illinois	0	0	0	0	4	39	0	19
Total		0	0	0	0	4	39	0	19

Will Weidemann

RUSHING					RECEIVING				
2020	Opponent	No.	Yds	TD	Lg	No.	Yds	TD	Lg
02-28-21	at Eastern Illinois	0	0	0	0	1	6	0	6
03-07-21	Murray State	0	0	0	0	1	14	0	14
03-21-21	at Jacksonville State	0	0	0	0	1	4	0	4
04-03-21	at UT Martin	0	0	0	0	2	14	0	9
Total		0	0	0	0	5	38	0	14

RUSHING					RECEIVING				
2021	Opponent	No.	Yds	TD	Lg	No.	Yds	TD	Lg
09-02-21	Southern Illinois	0	0	0	0	1	0	0	0
09-11-21	at Sam Houston	0	0	0	0	1	35	0	35
09-18-21	at Missouri	0	0	0	0	2	13	0	9
09-25-21	Tennessee State	0	0	0	0	2	10	1	6
10-02-21	at Tennessee Tech	0	0	0	0	1	6	0	6
Total		0	0	0	0	6	64	1	35

Jalyn Williams

RUSHING					RECEIVING				
2021	Opponent	No.	Yds	TD	Lg	No.	Yds	TD	Lg
09-11-21	at Sam Houston	2	5	0	5	0	0	0	0
09-18-21	at Missouri	2	25	0	18	0	0	0	0
09-25-21	Tennessee State	3	33	0	16	0	0	0	0
10-02-21	at Tennessee Tech	14	37	0	12	0	0	0	0
10-09-21	at Austin Peay	13	54	0	18	0	0	0	0
Total		34	154	0	18	0	0	0	0

PASSING									
2021	Opponent	Cmp	Att	Int	Yds	TD	Lg		
09-11-21	at Sam Houston	0	2	0	0	0	0		
09-18-21	at Missouri	1	1	0	26	0	26		
10-02-21	at Tennessee Tech	12	26	0	119	1	22		
10-09-21	at Austin Peay	7	14	0	68	0	22		
Total		20	43	0	213	1	26		

2021 SOUTHEAST MISSOURI FOOTBALL NOTES

MURRAY STATE // OCT. 16



Game-by-Game Defensive (Games with Statistics Listed Only)

Jalon Benson

2021	Opponent	Solo	Ast	Total	TFL-Yds	SK-Yds	FF	FR-Yds	Int-Yds
09-02-21	Southern Illinois	2	2	4	0.0-0	0.0-0	0	0-0	0-0
09-11-21	at Sam Houston	1	2	3	0.0-0	0.0-0	0	0-0	0-0
	Total	3	4	7	0.0-0	0.0-0	0	0-0	0-0

Keandre Booker

2020	Opponent	Solo	Ast	Total	TFL-Yds	SK-Yds	FF	FR-Yds	Int-Yds
02-28-21	at Eastern Illinois	2	1	3	0.0-0	0.0-0	0	0-0	0-0
03-07-21	Murray State	0	2	2	0.5-2	0.0-0	0	0-0	0-0
03-14-21	Austin Peay	0	1	1	0.0-0	0.0-0	0	0-0	0-0
03-21-21	at Jacksonville State	1	0	1	1.0-1	0.0-0	0	0-0	0-0
03-28-21	Tennessee Tech	1	0	1	0.0-0	0.0-0	0	0-0	0-0
	Total	4	4	8	1.5-3	0.0-0	0	0-0	0-0
2021	Opponent	Solo	Ast	Total	TFL-Yds	SK-Yds	FF	FR-Yds	Int-Yds
09-02-21	Southern Illinois	3	0	3	1.0-2	0.0-0	0	0-0	0-0
09-11-21	at Sam Houston	5	0	5	1.0-1	0.0-0	0	0-0	1-31
09-25-21	Tennessee State	1	1	2	1.5-4	0.0-0	0	0-0	0-0
10-02-21	at Tennessee Tech	2	1	3	1.0-2	0.0-0	0	0-0	0-0
10-09-21	at Austin Peay	1	0	1	0.0-0	0.0-0	0	0-0	0-0
	Total	12	2	14	4.5-9	0.0-0	0	0-0	1-31

Austin Carter

2021	Opponent	Solo	Ast	Total	TFL-Yds	SK-Yds	FF	FR-Yds	Int-Yds
09-11-21	at Sam Houston	4	0	4	0.0-0	0.0-0	0	0-0	0-0
09-18-21	at Missouri	2	1	3	0.0-0	0.0-0	0	0-0	0-0
09-25-21	Tennessee State	1	1	2	1.0-4	1.0-4	0	0-0	0-0
10-02-21	at Tennessee Tech	4	1	5	0.0-0	0.0-0	1	0-0	0-0
10-09-21	at Austin Peay	0	1	1	0.0-0	0.0-0	0	1-0	0-0
	Total	11	4	15	1.0-4	1.0-4	1	1-0	0-0

Shabari Davis

2017	Opponent	Solo	Ast	Total	TFL-Yds	SK-Yds	FF	FR-Yds	Int-Yds
09-02-17	at Kansas	3	0	3	1.0-2	0.0-0	0	0-0	1-18
09-09-17	at Dayton	1	1	2	0.0-0	0.0-0	0	0-0	0-0
09-23-17	at Eastern Illinois	2	0	2	0.0-0	0.0-0	0	0-0	0-0
09-30-17	Eastern Kentucky	2	0	2	0.0-0	0.0-0	0	0-0	1-27
10-28-17	at Jacksonville State	1	0	1	0.0-0	0.0-0	0	0-0	0-0
11-11-17	at Tennessee State	0	1	1	0.0-0	0.0-0	0	0-0	0-0
11-18-17	Murray State	1	0	1	0.0-0	0.0-0	0	0-0	0-0
	Total	10	2	12	1.0-2	0.0-0	0	0-0	2-45
2018	Opponent	Solo	Ast	Total	TFL-Yds	SK-Yds	FF	FR-Yds	Int-Yds
09-01-18	at Arkansas State	3	1	4	0.0-0	0.0-0	0	0-0	0-0
09-15-18	at Southern Illinois	2	0	2	0.0-0	0.0-0	0	0-0	0-0
09-22-18	at Eastern Kentucky	1	0	1	0.0-0	0.0-0	0	0-0	0-0
10-06-18	at Tennessee Tech	3	0	3	0.0-0	0.0-0	0	0-0	0-0
10-27-18	at UT Martin	1	0	1	0.0-0	0.0-0	0	0-0	1-25
11-17-18	Eastern Illinois	1	0	1	0.0-0	0.0-0	0	0-0	1-3
11-24-18	Stony Brook	1	1	2	0.0-0	0.0-0	0	0-0	0-0
12-01-18	at Weber State	1	2	3	0.0-0	0.0-0	0	0-0	0-0
	Total	13	4	17	0.0-0	0.0-0	0	0-0	2-28
2019	Opponent	Solo	Ast	Total	TFL-Yds	SK-Yds	FF	FR-Yds	Int-Yds
08-29-19	Southern Illinois	2	0	2	0.0-0	0.0-0	0	0-0	0-0
09-07-19	at Montana State	0	1	1	0.0-0	0.0-0	0	0-0	0-0
09-14-19	at Missouri	2	0	2	0.0-0	0.0-0	0	0-0	0-0
10-05-19	Tennessee Tech	3	0	3	0.0-0	0.0-0	0	0-0	0-0
10-12-19	at Austin Peay	6	0	6	0.0-0	0.0-0	1	0-0	0-0
10-19-19	at Jacksonville State	3	2	5	0.0-0	0.0-0	0	0-0	0-0
10-26-19	UT Martin	1	1	2	0.0-0	0.0-0	0	0-0	0-0
11-02-19	at Tennessee State	1	0	1	0.0-0	0.0-0	0	0-0	0-0

11-09-19	Eastern Kentucky	0	0	0	0.0-0	0.0-0	0	0-0	1-10
11-16-19	at Eastern Illinois	1	0	1	0.0-0	0.0-0	0	0-0	0-0
11-23-19	Murray State	2	0	2	0.0-0	0.0-0	0	0-0	0-0
	Total	21	4	25	0.0-0	0.0-0	1	0-0	1-10

2020	Opponent	Solo	Ast	Total	TFL-Yds	SK-Yds	FF	FR-Yds	Int-Yds
10-30-20	at Southern Illinois	4	1	5	0.0-0	0.0-0	0	0-0	1-16
02-28-21	at Eastern Illinois	0	1	1	0.0-0	0.0-0	0	0-0	0-0
03-07-21	Murray State	1	0	1	0.0-0	0.0-0	0	0-0	1-33
03-14-21	Austin Peay	2	3	5	0.0-0	0.0-0	0	0-0	0-0
03-21-21	at Jacksonville State	2	0	2	0.0-0	0.0-0	0	0-0	0-0
03-28-21	Tennessee Tech	1	1	2	0.5-1	0.0-0	0	0-0	0-0
04-03-21	at UT Martin	4	2	6	0.5-0	0.0-0	0	0-0	0-0
04-11-21	at Tennessee State	1	0	1	0.0-0	0.0-0	0	0-0	0-0
	Total	15	8	23	1.0-1	0.0-0	0	0-0	2-49

2021	Opponent	Solo	Ast	Total	TFL-Yds	SK-Yds	FF	FR-Yds	Int-Yds
09-02-21	Southern Illinois	2	1	3	0.0-0	0.0-0	0	0-0	0-0
09-25-21	Tennessee State	0	1	1	0.0-0	0.0-0	0	0-0	0-0
10-02-21	at Tennessee Tech	3	1	4	1.0-9	0.0-0	0	0-0	0-0
10-09-21	at Austin Peay	3	0	3	0.0-0	0.0-0	0	0-0	0-0
	Total	8	3	11	1.0-9	0.0-0	0	0-0	0-0

Bryson Donnell

2017	Opponent	Solo	Ast	Total	TFL-Yds	SK-Yds	FF	FR-Yds	Int-Yds
09-09-17	at Dayton	0	1	1	0.0-0	0.0-0	0	0-0	0-0
09-16-17	Southern Illinois	1	0	1	0.0-0	0.0-0	0	0-0	0-0
09-23-17	at Eastern Illinois	1	1	2	0.0-0	0.0-0	0	0-0	0-0
10-14-17	Tennessee Tech	1	0	1	0.0-0	0.0-0	0	1-0	0-0
10-21-17	at Austin Peay	1	1	2	1.0-7	1.0-7	0	0-0	0-0
10-28-17	at Jacksonville State	1	2	3	0.0-0	0.0-0	0	0-0	0-0
11-04-17	UT Martin	1	1	2	0.5-1	0.0-0	0	0-0	0-0
11-11-17	at Tennessee State	1	0	1	1.0-3	0.0-0	0	0-0	0-0
11-18-17	Murray State	0	1	1	0.0-0	0.0-0	0	0-0	0-0
	Total	7	7	14	2.5-11	1.0-7	0	0-0	0-0

2018	Opponent	Solo	Ast	Total	TFL-Yds	SK-Yds	FF	FR-Yds	Int-Yds
09-01-18	at Arkansas State	0	4	4	0.5-0	0.0-0	0	0-0	0-0
09-08-18	Dayton	1	0	1	0.0-0	0.0-0	0	0-0	0-0
09-15-18	at Southern Illinois	1	1	2	1.0-6	1.0-6	0	0-0	0-0
09-22-18	at Eastern Kentucky	0	4	4	0.0-0	0.0-0	0	0-0	0-0
10-06-18	at Tennessee Tech	1	1	2	0.0-0	0.0-0	0	0-0	0-0
10-27-18	at UT Martin	0	1	1	0.5-0	0.0-0	0	0-0	0-0
11-03-18	Tennessee State	0	1	1	0.0-0	0.0-0	0	0-0	0-0
11-10-18	at Murray State	1	0	1	0.0-0	0.0-0	0	0-0	0-0
11-17-18	Eastern Illinois	0	1	1	0.0-0	0.0-0	0	0-0	0-0
12-01-18	at Weber State	0	1	1	0.0-0	0.0-0	0	0-0	0-0
	Total	4	14	18	2.0-6	1.0-6	0	0-0	0-0

2019	Opponent	Solo	Ast	Total	TFL-Yds	SK-Yds	FF	FR-Yds	Int-Yds
08-29-19	Southern Illinois	1	1	2	0.0-0	0.0-0	0	0-0	0-0
09-07-19	at Montana State	1	0	1	1.0-2	0.0-0	0	1-0	0-0
09-14-19	at Missouri	3	0	3	0.0-0	0.0-0	0	0-0	0-0
09-21-19	West Virginia State	1	4	5	1.0-8	1.0-8	0	0-0	0-0
10-05-19	Tennessee Tech	0	2	2	0.0-0	0.0-0	0	0-0	0-0
10-19-19	at Jacksonville State	1	0	1	1.0-5	1.0-5	0	1-0	0-0
10-26-19	UT Martin	0	1	1	0.0-0	0.0-0	0	0-0	0-0
11-02-19	at Tennessee State	1	3	4	0.0-0	0.0-0	0	0-0	0-0
11-09-19	Eastern Kentucky	1	1	2	0.0-0	0.0-0	0	0-0	0-0
11-16-19	at Eastern Illinois	1	2	3	0.0-0	0.0-0	0	0-0	0-0
11-23-19	Murray State	0	2	2	0.5-2	0.0-0	0	0-0	0-0
11-30-19	Illinois State	2	2	4	0.0-0	0.0-0	0	0-0	0-0
	Total	12	18	30	3.5-17	2.0-13	0	2-0	0-0

2020	Opponent	Solo	Ast	Total	TFL-Yds	SK-Yds	FF	FR-Yds	Int-Yds
10-30-20	at Southern Illinois	5	0	5	0.0-0	0.0-0	0	0-0	0-0
03-07-21	Murray State	1	9	10	0.5-1	0.0-0	0	0-0	0-0
03-14-21	Austin Peay	2	5	7	0.0-0	0.0-0	0	0-0	0-0



2021 SOUTHEAST MISSOURI FOOTBALL NOTES

MURRAY STATE // OCT. 16

03-21-21	at Jacksonville State	0	2	2	0.0-0	0.0-0	0	0-0	0-0
03-28-21	Tennessee Tech	1	5	6	0.5-1	0.0-0	0	1-0	0-0
04-03-21	at UT Martin	0	6	6	0.0-0	0.0-0	0	0-0	0-0
04-11-21	at Tennessee State	5	0	5	2.0-3	1.0-2	1	0-0	0-0
	Total	14	27	41	3.0-5	1.0-2	1	1-0	0-0
2021	Opponent	Solo	Ast	Total	TFL-Yds	SK-Yds	FF	FR-Yds	Int-Yds
09-02-21	Southern Illinois	1	2	3	0.0-0	0.0-0	0	0-0	0-0
09-11-21	at Sam Houston	1	0	1	0.0-0	0.0-0	0	0-0	0-0
09-18-21	at Missouri	1	1	2	0.0-0	0.0-0	0	0-0	0-0
09-25-21	Tennessee State	1	1	2	0.0-0	0.0-0	0	0-0	0-0
10-02-21	at Tennessee Tech	1	1	2	0.0-0	0.0-0	0	0-0	0-0
10-09-21	at Austin Peay	1	1	2	0.0-0	0.0-0	0	0-0	0-0
	Total	6	6	12	0.0-0	0.0-0	0	0-0	0-0

Omarrick Douglas

2017	Opponent	Solo	Ast	Total	TFL-Yds	SK-Yds	FF	FR-Yds	Int-Yds
09-02-17	at Kansas	0	0	0	0.0-0	0.0-0	0	1-0	0-0
09-16-17	Southern Illinois	0	2	2	0.0-0	0.0-0	0	0-0	0-0
09-23-17	at Eastern Illinois	2	2	4	1.0-2	0.0-0	0	0-0	0-0
09-30-17	Eastern Kentucky	1	0	1	0.0-0	0.0-0	0	0-0	0-0
10-14-17	Tennessee Tech	1	1	2	0.0-0	0.0-0	0	0-0	0-0
10-21-17	at Austin Peay	0	2	2	1.0-2	0.0-0	0	0-0	0-0
10-28-17	at Jacksonville State	0	2	2	0.5-1	0.0-0	0	0-0	0-0
11-04-17	UT Martin	2	0	2	0.0-0	0.0-0	0	0-0	0-0
	Total	6	9	15	2.5-5	0.0-0	0	1-0	0-0
2018	Opponent	Solo	Ast	Total	TFL-Yds	SK-Yds	FF	FR-Yds	Int-Yds
09-01-18	at Arkansas State	2	5	7	0.0-0	0.0-0	0	0-0	1-0
09-08-18	Dayton	1	2	3	0.0-0	0.0-0	0	0-0	0-0
09-15-18	at Southern Illinois	7	1	8	1.0-2	0.0-0	0	0-0	0-0
09-22-18	at Eastern Kentucky	5	5	10	1.0-5	1.0-5	0	0-0	0-0
10-06-18	at Tennessee Tech	2	1	3	1.0-6	1.0-6	0	0-0	0-0
10-13-18	Austin Peay	2	0	2	0.0-0	0.0-0	0	0-0	0-0
10-20-18	Jacksonville State	3	2	5	0.0-0	0.0-0	0	2-0	0-0
10-27-18	at UT Martin	1	13	14	1.5-4	0.0-0	0	0-0	0-0
11-03-18	Tennessee State	1	4	5	0.0-0	0.0-0	0	0-0	0-0
11-10-18	at Murray State	10	4	14	4.0-14	1.0-6	2	1-0	0-0
11-17-18	Eastern Illinois	3	2	5	1.5-4	0.0-0	0	0-0	1-10
11-24-18	Stony Brook	3	4	7	0.5-1	0.0-0	0	0-0	0-0
12-01-18	at Weber State	2	3	5	0.0-0	0.0-0	0	0-0	0-0
	Total	42	46	88	10.0-36	3.0-17	2	3-0	2-10
2019	Opponent	Solo	Ast	Total	TFL-Yds	SK-Yds	FF	FR-Yds	Int-Yds
08-29-19	Southern Illinois	1	2	3	0.0-0	0.0-0	0	0-0	0-0
09-07-19	at Montana State	0	3	3	0.5-1	0.0-0	0	0-0	0-0
09-14-19	at Missouri	2	1	3	2.0-3	1.0-2	0	0-0	0-0
09-21-19	West Virginia State	1	0	1	0.0-0	0.0-0	0	0-0	0-0
10-05-19	Tennessee Tech	1	0	1	0.0-0	0.0-0	0	0-0	0-0
10-12-19	at Austin Peay	2	1	3	0.0-0	0.0-0	0	0-0	0-0
10-19-19	at Jacksonville State	1	0	1	0.0-0	0.0-0	0	0-0	0-0
10-26-19	UT Martin	1	2	3	0.0-0	0.0-0	0	0-0	1-32
11-02-19	at Tennessee State	3	0	3	0.0-0	0.0-0	0	0-0	0-0
11-09-19	Eastern Kentucky	0	2	2	0.5-0	0.0-0	0	0-0	0-0
11-16-19	at Eastern Illinois	1	1	2	0.0-0	0.0-0	0	0-0	0-0
11-23-19	Murray State	0	4	4	0.0-0	0.0-0	0	0-0	0-0
11-30-19	Illinois State	1	1	2	0.0-0	0.0-0	0	0-0	0-0
	Total	14	17	31	3.0-4	1.0-2	0	0-0	1-32
2020	Opponent	Solo	Ast	Total	TFL-Yds	SK-Yds	FF	FR-Yds	Int-Yds
10-30-20	at Southern Illinois	5	1	6	1.0-1	0.0-0	0	0-0	0-0
03-07-21	Murray State	2	2	4	0.0-0	0.0-0	0	0-0	0-0
03-28-21	Tennessee Tech	2	1	3	1.0-1	0.0-0	0	0-0	0-0
04-03-21	at UT Martin	3	7	10	0.5-3	0.0-0	0	0-0	0-0
04-11-21	at Tennessee State	2	1	3	1.0-3	0.0-0	0	0-0	0-0
	Total	14	12	26	3.5-8	0.0-0	0	0-0	0-0

2021	Opponent	Solo	Ast	Total	TFL-Yds	SK-Yds	FF	FR-Yds	Int-Yds
09-02-21	Southern Illinois	1	1	2	1.0-9	1.0-9	0	0-0	0-0
09-11-21	at Sam Houston	3	1	4	0.0-0	0.0-0	0	0-0	0-0
09-25-21	Tennessee State	2	3	5	0.0-0	0.0-0	0	1-0	0-0
10-02-21	at Tennessee Tech	2	3	5	1.0-9	1.0-9	1	0-0	0-0
10-09-21	at Austin Peay	2	2	4	0.0-0	0.0-0	0	0-0	0-0
	Total	10	10	20	2.0-18	2.0-18	1	1-0	0-0

Micah Fann

2020	Opponent	Solo	Ast	Total	TFL-Yds	SK-Yds	FF	FR-Yds	Int-Yds
02-28-21	at Eastern Illinois	2	0	2	0.0-0	0.0-0	0	0-0	0-0
04-03-21	at UT Martin	1	0	1	0.0-0	0.0-0	0	0-0	0-0
04-11-21	at Tennessee State	2	0	2	1.0-1	0.0-0	0	0-0	0-0
	Total	5	0	5	1.0-1	0.0-0	0	0-0	0-0
2021	Opponent	Solo	Ast	Total	TFL-Yds	SK-Yds	FF	FR-Yds	Int-Yds
09-11-21	at Sam Houston	0	1	1	0.5-1	0.0-0	0	0-0	0-0
	Total	0	1	1	0.5-1	0.0-0	0	0-0	0-0

Trai Hodges

2018	Opponent	Solo	Ast	Total	TFL-Yds	SK-Yds	FF	FR-Yds	Int-Yds
09-01-18	at Arkansas State	0	1	1	0.0-0	0.0-0	0	0-0	0-0
09-15-18	at Southern Illinois	1	0	1	0.0-0	0.0-0	0	0-0	0-0
10-06-18	at Tennessee Tech	0	1	1	0.0-0	0.0-0	0	0-0	0-0
10-20-18	Jacksonville State	2	0	2	0.0-0	0.0-0	0	0-0	0-0
11-10-18	at Murray State	2	2	4	0.0-0	0.0-0	0	0-0	0-0
11-17-18	Eastern Illinois	2	0	2	0.0-0	0.0-0	0	0-0	0-0
12-01-18	at Weber State	2	0	2	0.0-0	0.0-0	0	0-0	0-0
	Total	9	4	13	0.0-0	0.0-0	0	0-0	0-0
2019	Opponent	Solo	Ast	Total	TFL-Yds	SK-Yds	FF	FR-Yds	Int-Yds
08-29-19	Southern Illinois	1	0	1	0.0-0	0.0-0	0	0-0	0-0
09-07-19	at Montana State	1	1	2	0.0-0	0.0-0	0	0-0	0-0
09-14-19	at Missouri	2	0	2	0.0-0	0.0-0	0	0-0	0-0
09-21-19	West Virginia State	1	0	1	0.0-0	0.0-0	0	0-0	0-0
10-19-19	at Jacksonville State	2	0	2	0.0-0	0.0-0	0	0-0	0-0
11-23-19	Murray State	1	0	1	0.0-0	0.0-0	0	0-0	0-0
	Total	8	1	9	0.0-0	0.0-0	0	0-0	0-0
2020	Opponent	Solo	Ast	Total	TFL-Yds	SK-Yds	FF	FR-Yds	Int-Yds
10-30-20	at Southern Illinois	1	1	2	0.0-0	0.0-0	0	0-0	0-0
02-28-21	at Eastern Illinois	1	0	1	0.0-0	0.0-0	0	0-0	0-0
03-14-21	Austin Peay	1	1	2	0.0-0	0.0-0	0	0-0	0-0
03-21-21	at Jacksonville State	0	1	1	0.0-0	0.0-0	0	0-0	0-0
03-28-21	Tennessee Tech	2	1	3	0.0-0	0.0-0	0	0-0	0-0
04-03-21	at UT Martin	0	0	0	0.0-0	0.0-0	0	1-0	0-0
	Total	5	4	9	0.0-0	0.0-0	0	1-0	0-0
2021	Opponent	Solo	Ast	Total	TFL-Yds	SK-Yds	FF	FR-Yds	Int-Yds
09-02-21	Southern Illinois	0	1	1	0.0-0	0.0-0	0	0-0	1-8
09-11-21	at Sam Houston	4	0	4	1.0-2	0.0-0	0	0-0	0-0
09-18-21	at Missouri	3	0	3	0.0-0	0.0-0	0	0-0	0-0
10-02-21	at Tennessee Tech	5	1	6	0.0-0	0.0-0	0	0-0	0-0
10-09-21	at Austin Peay	2	3	5	0.0-0	0.0-0	0	0-0	0-0
	Total	14	5	19	1.0-2	0.0-0	0	0-0	1-8
Michael Harris	Opponent	Solo	Ast	Total	TFL-Yds	SK-Yds	FF	FR-Yds	Int-Yds
2021	Opponent	Solo	Ast	Total	TFL-Yds	SK-Yds	FF	FR-Yds	Int-Yds
09-02-21	Southern Illinois	1	2	3	0.0-0	0.0-0	0	0-0	0-0
09-18-21	at Missouri	1	0	1	0.0-0	0.0-0	0	0-0	0-0
	Total	2	2	4	0.0-0	0.0-0	0	0-0	0-0
LaWilliam Holmes	Opponent	Solo	Ast	Total	TFL-Yds	SK-Yds	FF	FR-Yds	Int-Yds
2020	Opponent	Solo	Ast	Total	TFL-Yds	SK-Yds	FF	FR-Yds	Int-Yds
10-30-20	at Southern Illinois	0	2	2	0.0-0	0.0-0	0	0-0	0-0
02-28-21	at Eastern Illinois	1	0	1	0.0-0	0.0-0	0	0-0	0-0
03-07-21	Murray State	0	3	3	0.0-0	0.0-0	0	0-0	0-0

2021 SOUTHEAST MISSOURI FOOTBALL NOTES

MURRAY STATE // OCT. 16



03-14-21	Austin Peay	0	2	2	0.5-0	0.0-0	0	0-0	0-0
03-21-21	at Jacksonville State	2	3	5	0.0-0	0.0-0	0	0-0	0-0
03-28-21	Tennessee Tech	0	1	1	0.0-0	0.0-0	0	0-0	0-0
	Total	3	11	14	0.5-0	0.0-0	0	0-0	0-0

Lawrence Johnson

2019	Opponent	Solo	Ast	Total	TFL-Yds	SK-Yds	FF	FR-Yds	Int-Yds
08-29-19	Southern Illinois	2	0	2	0.0-0	0.0-0	0	0-0	0-0
09-07-19	at Montana State	1	0	1	1.0-1	0.0-0	0	0-0	0-0
09-14-19	at Missouri	3	0	3	0.0-0	0.0-0	0	0-0	0-0
09-21-19	West Virginia State	4	3	7	0.5-1	0.0-0	0	0-0	0-0
10-05-19	Tennessee Tech	9	0	9	0.0-0	0.0-0	0	0-0	0-0
10-12-19	at Austin Peay	1	0	1	0.0-0	0.0-0	0	0-0	0-0
10-19-19	at Jacksonville State	6	1	7	0.0-0	0.0-0	0	0-0	0-0
10-26-19	UT Martin	0	1	1	0.0-0	0.0-0	0	0-0	0-0
11-02-19	at Tennessee State	2	0	2	0.0-0	0.0-0	0	0-0	0-0
11-09-19	Eastern Kentucky	1	5	6	0.5-1	0.0-0	0	0-0	0-0
11-16-19	at Eastern Illinois	2	0	2	0.0-0	0.0-0	0	0-0	0-0
11-23-19	Murray State	5	0	5	0.0-0	0.0-0	0	0-0	0-0
11-30-19	Illinois State	4	3	7	0.0-0	0.0-0	0	0-0	0-0
	Total	40	13	53	2.0-3	0.0-0	0	0-0	0-0
2020	Opponent	Solo	Ast	Total	TFL-Yds	SK-Yds	FF	FR-Yds	Int-Yds
10-30-20	at Southern Illinois	6	1	7	0.0-0	0.0-0	0	0-0	1-37
02-28-21	at Eastern Illinois	1	0	1	0.0-0	0.0-0	0	0-0	0-0
03-07-21	Murray State	5	2	7	0.0-0	0.0-0	0	0-0	0-0
03-14-21	Austin Peay	5	5	10	0.0-0	0.0-0	0	0-0	0-0
03-21-21	at Jacksonville State	0	2	2	0.0-0	0.0-0	0	0-0	0-0
03-28-21	Tennessee Tech	9	3	12	0.0-0	0.0-0	1	0-0	0-0
04-03-21	at UT Martin	5	5	10	1.0-1	0.0-0	0	0-0	0-0
04-11-21	at Tennessee State	5	1	6	0.0-0	0.0-0	0	0-0	0-0
	Total	36	19	55	1.0-1	0.0-0	1	0-0	1-37
2021	Opponent	Solo	Ast	Total	TFL-Yds	SK-Yds	FF	FR-Yds	Int-Yds
09-02-21	Southern Illinois	1	4	5	0.5-1	0.0-0	0	0-0	0-0
09-11-21	at Sam Houston	5	1	6	0.0-0	0.0-0	0	1-0	0-0
09-18-21	at Missouri	6	2	8	0.0-0	0.0-0	0	0-0	0-0
09-25-21	Tennessee State	2	2	4	0.0-0	0.0-0	0	0-0	0-0
	Total	14	9	23	0.5-1	0.0-0	0	0-0	0-0

Sam Keeper

2021	Opponent	Solo	Ast	Total	TFL-Yds	SK-Yds	FF	FR-Yds	Int-Yds
09-18-21	at Missouri	1	0	1	0.0-0	0.0-0	0	0-0	0-0
09-25-21	Tennessee State	0	1	1	0.5-4	0.0-0	0	0-0	0-0
10-02-21	at Tennessee Tech	0	1	1	0.0-0	0.0-0	0	0-0	0-0
	Total	1	2	3	0.5-4	0.0-0	0	0-0	0-0

Zach Kriens

2021	Opponent	Solo	Ast	Total	TFL-Yds	SK-Yds	FF	FR-Yds	Int-Yds
09-18-21	at Missouri	1	0	1	0.0-0	0.0-0	0	0-0	0-0
09-25-21	Tennessee State	1	2	3	0.0-0	0.0-0	0	0-0	0-0
	Total	2	2	4	0.0-0	0.0-0	0	0-0	0-0

Ty Leonard

2020	Opponent	Solo	Ast	Total	TFL-Yds	SK-Yds	FF	FR-Yds	Int-Yds
03-28-21	Tennessee Tech	0	1	1	0.0-0	0.0-0	0	0-0	0-0
04-22-21	at Tennessee State	2	0	2	0.0-0	0.0-0	0	0-0	0-0
	Total	2	1	3	0.0-0	0.0-0	0	0-0	0-0
2021	Opponent	Solo	Ast	Total	TFL-Yds	SK-Yds	FF	FR-Yds	Int-Yds
09-02-21	Southern Illinois	3	2	5	0.0-0	0.0-0	0	0-0	0-0
09-18-21	at Missouri	5	0	5	0.0-0	0.0-0	0	0-0	0-0
09-25-21	Tennessee State	1	0	1	0.0-0	0.0-0	0	0-0	1-4
10-02-21	at Tennessee Tech	1	1	2	0.0-0	0.0-0	0	0-0	0-0
10-09-21	at Austin Peay	9	0	9	0.0-0	0.0-0	0	0-0	1-27
	Total	19	3	22	0.0-0	0.0-0	0	0-0	2-31

Steven Lewis

2020	Opponent	Solo	Ast	Total	TFL-Yds	SK-Yds	FF	FR-Yds	Int-Yds
02-28-21	at Eastern Illinois	3	2	5	0.0-0	0.0-0	0	0-0	0-0
03-07-21	Murray State	0	2	2	0.0-0	0.0-0	0	0-0	0-0
03-14-21	Austin Peay	0	3	3	0.0-0	0.0-0	0	0-0	0-0
03-21-21	at Jacksonville State	0	1	1	0.0-0	0.0-0	0	0-0	0-0
03-28-21	Tennessee Tech	1	2	3	1.0-1	0.0-0	0	0-0	0-0
04-03-21	at UT Martin	2	0	2	1.0-4	1.0-4	0	0-0	0-0
04-11-21	at Tennessee State	1	1	2	0.5-4	0.5-4	0	0-0	0-0
	Total	7	11	18	2.5-9	1.5-8	0	0-0	0-0
2021	Opponent	Solo	Ast	Total	TFL-Yds	SK-Yds	FF	FR-Yds	Int-Yds
09-02-21	Southern Illinois	0	2	2	0.0-0	0.0-0	0	0-0	0-0
09-11-21	at Sam Houston	1	2	3	0.0-0	0.0-0	0	0-0	0-0
09-25-21	Tennessee State	0	4	4	0.0-0	0.0-0	0	0-0	0-0
10-02-21	at Tennessee Tech	3	1	4	0.0-0	0.0-0	0	0-0	0-0
	Total	4	9	13	0.0-0	0.0-0	0	0-0	0-0

Patrick Maddox

2019	Opponent	Solo	Ast	Total	TFL-Yds	SK-Yds	FF	FR-Yds	Int-Yds
09-21-19	West Virginia State	2	0	2	0.0-0	0.0-0	0	0-0	0-0
11-30-19	Illinois State	0	1	1	0.0-0	0.0-0	0	0-0	0-0
	Total	2	1	3	0.0-0	0.0-0	0	0-0	0-0
2020	Opponent	Solo	Ast	Total	TFL-Yds	SK-Yds	FF	FR-Yds	Int-Yds
02-28-21	at Eastern Illinois	1	0	1	0.0-0	0.0-0	0	0-0	0-0
04-11-21	at Tennessee State	1	0	1	0.0-0	0.0-0	0	0-0	0-0
	Total	2	0	2	0.0-0	0.0-0	0	0-0	0-0
2021	Opponent	Solo	Ast	Total	TFL-Yds	SK-Yds	FF	FR-Yds	Int-Yds
09-25-21	Tennessee State	2	1	3	0.0-0	0.0-0	0	0-0	0-0
	Total	2	1	3	0.0-0	0.0-0	0	0-0	0-0

Lunden Manuel

2019	Opponent	Solo	Ast	Total	TFL-Yds	SK-Yds	FF	FR-Yds	Int-Yds
11-16-19	at Eastern Illinois	2	0	2	1.0-1	1.0-1	0	0-0	0-0
	Total	2	0	2	1.0-1	1.0-1	0	0-0	0-0
2020	Opponent	Solo	Ast	Total	TFL-Yds	SK-Yds	FF	FR-Yds	Int-Yds
10-30-20	at Southern Illinois	1	0	1	0.0-0	0.0-0	0	0-0	0-0
03-07-21	Murray State	0	2	2	0.0-0	0.0-0	0	0-0	0-0
03-14-21	Austin Peay	0	4	4	0.0-0	0.0-0	0	0-0	0-0
03-21-21	at Jacksonville State	0	2	2	0.0-0	0.0-0	0	0-0	0-0
03-28-21	Tennessee Tech	0	1	1	0.0-0	0.0-0	0	0-0	0-0
04-03-21	at UT Martin	2	0	2	1.0-3	1.0-3	0	0-0	0-0
04-11-21	at Tennessee State	1	1	2	0.5-1	0.0-0	0	0-0	0-0
	Total	4	10	14	1.5-4	1.0-3	0	0-0	0-0
2021	Opponent	Solo	Ast	Total	TFL-Yds	SK-Yds	FF	FR-Yds	Int-Yds
09-18-21	at Missouri	3	1	4	0.0-0	0.0-0	0	0-0	0-0
09-25-21	Tennessee State	1	2	3	1.5-6	0.5-5	0	0-0	0-0
10-02-21	at Tennessee Tech	0	3	3	0.0-0	0.0-0	0	0-0	0-0
10-09-21	at Austin Peay	2	0	2	2.0-10	1.0-8	0	0-0	0-0
	Total	6	6	12	3.5-16	1.5-13	0	0-0	0-0

Mike Matthews

2019	Opponent	Solo	Ast	Total	TFL-Yds	SK-Yds	FF	FR-Yds	Int-Yds
09-07-19	at Montana State	2	0	2	0.0-0	0.0-0	0	0-0	0-0
09-14-19	at Missouri	1	0	1	0.0-0	0.0-0	0	0-0	0-0
09-21-19	West Virginia State	1	1	2	0.0-0	0.0-0	0	0-0	0-0
10-05-19	Tennessee Tech	1	0	1	0.0-0	0.0-0	0	0-0	0-0
10-12-19	at Austin Peay	1	0	1	0.0-0	0.0-0	0	0-0	0-0
10-19-19	at Jacksonville State	1	0	1	0.0-0	0.0-0	0	0-0	0-0
10-26-19	UT Martin	2	1	3	0.0-0	0.0-0	0	0-0	0-0
11-09-19	Eastern Kentucky	4	2	6	1.0-3	0.0-0	0	0-0	0-0
11-16-19	at Eastern Illinois	4	2	6	0.0-0	0.0-0	0	0-0	0-0



2021 SOUTHEAST MISSOURI FOOTBALL NOTES

MURRAY STATE // OCT. 16

11-23-19	Murray State	0	1	1	0.0-0	0.0-0	0	0-0	0-0
	<i>Total</i>	17	7	24	1.0-3	0.0-0	0	0-0	0-0
2020	Opponent	Solo	Ast	Total	TFL-Yds	SK-Yds	FF	FR-Yds	Int-Yds
10-30-20	at Southern Illinois	6	1	7	0.5-2	0.0-0	0	0-0	0-0
02-28-21	at Eastern Illinois	1	2	3	0.0-0	0.0-0	0	0-0	1-7
03-07-21	Murray State	2	5	7	0.0-0	0.0-0	0	0-0	0-0
03-14-21	Austin Peay	0	2	2	0.0-0	0.0-0	0	1-0	0-0
03-21-21	at Jacksonville State	5	4	9	1.0-2	0.0-0	1	0-0	0-0
03-28-21	Tennessee Tech	3	3	6	0.0-0	0.0-0	0	0-0	0-0
04-03-21	at UT Martin	0	5	5	0.5-1	0.0-0	0	0-0	0-0
04-11-21	at Tennessee State	3	3	6	0.0-0	0.0-0	0	0-0	0-0
	<i>Total</i>	20	25	45	2.0-5	0.0-0	1	1-0	1-7
2021	Opponent	Solo	Ast	Total	TFL-Yds	SK-Yds	FF	FR-Yds	Int-Yds
09-02-21	Southern Illinois	2	3	5	0.5-3	0.0-0	0	0-0	1-10
09-11-21	at Sam Houston	1	0	1	0.0-0	0.0-0	0	0-0	0-0
09-18-21	at Missouri	1	2	3	0.0-0	0.0-0	0	0-0	0-0
09-25-21	Tennessee State	1	4	5	1.0-1	0.0-0	0	0-0	0-0
10-02-21	at Tennessee Tech	1	0	1	0.0-0	0.0-0	0	0-0	0-0
10-09-21	at Austin Peay	0	1	1	0.0-0	0.0-0	0	0-0	0-0
	<i>Total</i>	6	10	16	1.5-4	0.0-0	0	0-0	1-10

William McCall

2021	Opponent	Solo	Ast	Total	TFL-Yds	SK-Yds	FF	FR-Yds	Int-Yds
10-09-21	at Austin Peay	5	3	8	0.0-0	0.0-0	0	0-0	0-0
	<i>Total</i>	5	3	8	0.0-0	0.0-0	0	0-0	0-0

Brandon Mincey

2019	Opponent	Solo	Ast	Total	TFL-Yds	SK-Yds	FF	FR-Yds	Int-Yds
08-29-19	Southern Illinois	1	0	1	0.0-0	0.0-0	0	0-0	0-0
09-14-19	at Missouri	3	1	4	0.5-2	0.0-0	0	0-0	0-0
09-21-19	West Virginia State	0	4	4	0.0-0	0.0-0	0	0-0	0-0
10-05-19	Tennessee Tech	2	3	5	0.0-0	0.0-0	0	0-0	0-0
10-12-19	at Austin Peay	3	3	6	1.0-1	0.0-0	0	0-0	0-0
10-19-19	at Jacksonville State	3	0	3	0.0-0	0.0-0	0	0-0	0-0
11-16-19	at Eastern Illinois	1	0	1	1.0-12	1.0-12	0	0-0	0-0
11-30-19	Illinois State	1	0	1	0.0-0	0.0-0	0	0-0	0-0
	<i>Total</i>	14	11	25	2.5-15	1.0-12	0	0-0	0-0
2020	Opponent	Solo	Ast	Total	TFL-Yds	SK-Yds	FF	FR-Yds	Int-Yds
10-30-20	at Southern Illinois	4	2	6	0.0-0	0.0-0	0	0-0	0-0
02-28-21	at Eastern Illinois	3	0	3	1.0-5	0.0-0	0	0-0	0-0
03-07-21	Murray State	1	5	6	0.0-0	0.0-0	0	0-0	0-0
03-14-21	Austin Peay	2	2	4	0.5-1	0.0-0	0	0-0	0-0
03-21-21	at Jacksonville State	5	6	11	1.0-3	0.0-0	0	0-0	0-0
03-28-21	Tennessee Tech	3	5	8	1.5-8	1.0-8	0	0-0	0-0
04-03-21	at UT Martin	2	2	4	0.0-0	0.0-0	0	0-0	0-0
	<i>Total</i>	20	22	42	4.0-17	1.0-8	0	0-0	0-0
2021	Opponent	Solo	Ast	Total	TFL-Yds	SK-Yds	FF	FR-Yds	Int-Yds
09-02-21	Southern Illinois	4	5	9	1.0-5	0.0-0	0	0-0	0-0
09-25-21	Tennessee State	0	4	4	1.5-11	0.5-5	1	0-0	0-0
10-02-21	at Tennessee Tech	4	3	7	1.0-1	0.0-0	0	1-0	0-0
10-09-21	at Austin Peay	5	1	6	2.0-4	0.0-0	1	0-0	1-0
	<i>Total</i>	13	13	26	5.5-21	0.5-5	2	1-0	1-0

Jacob Morrissey

2020	Opponent	Solo	Ast	Total	TFL-Yds	SK-Yds	FF	FR-Yds	Int-Yds
10-30-20	at Southern Illinois	1	0	1	0.0-0	0.0-0	0	0-0	0-0
02-28-21	at Eastern Illinois	1	2	3	0.0-0	0.0-0	0	0-0	0-0
03-14-21	Austin Peay	0	1	1	0.0-0	0.0-0	0	0-0	0-0
03-21-21	at Jacksonville State	3	4	7	0.0-0	0.0-0	0	0-0	0-0
03-28-21	Tennessee Tech	1	3	4	0.0-0	0.0-0	0	0-0	0-0
04-03-21	at UT Martin	4	0	4	1.0-1	0.0-0	0	0-0	0-0

04-11-21	at Tennessee State	2	0	2	0.0-0	0.0-0	0	0-0	0-0
	<i>Total</i>	12	10	22	1.0-1	0.0-0	0	0-0	0-0
2021	Opponent	Solo	Ast	Total	TFL-Yds	SK-Yds	FF	FR-Yds	Int-Yds
09-02-21	Southern Illinois	5	3	8	1.0-5	0.0-0	0	0-0	0-0
09-11-21	at Sam Houston	4	2	6	2.0-22	2.0-22	0	0-0	0-0
09-18-21	at Missouri	2	1	3	0.0-0	0.0-0	0	0-0	0-0
09-25-21	Tennessee State	1	2	3	0.0-0	0.0-0	0	0-0	0-0
10-02-21	at Tennessee Tech	0	1	1	0.0-0	0.0-0	0	0-0	0-0
10-09-21	at Austin Peay	2	0	2	1.0-5	0.0-0	0	1-0	0-0
	<i>Total</i>	14	9	23	4.0-32	2.0-22	0	1-0	0-0

Tyler Nelome

2021	Opponent	Solo	Ast	Total	TFL-Yds	SK-Yds	FF	FR-Yds	Int-Yds
02-28-21	at Eastern Illinois	0	2	2	0.0-0	0.0-0	0	0-0	0-0
09-18-21	at Missouri	9	1	10	0.0-0	0.0-0	0	0-0	0-0
10-09-21	at Austin Peay	2	0	2	0.0-0	0.0-0	0	0-0	0-0
	<i>Total</i>	11	3	14	0.0-0	0.0-0	0	0-0	0-0

Bryce Norman

2021	Opponent	Solo	Ast	Total	TFL-Yds	SK-Yds	FF	FR-Yds	Int-Yds
09-02-21	Southern Illinois	0	2	2	0.5-0	0.0-0	0	0-0	0-0
09-11-21	at Sam Houston	3	5	8	2.0-5	0.0-0	0	0-0	0-0
09-18-21	at Missouri	2	0	2	0.0-0	0.0-0	0	0-0	0-0
09-25-21	Tennessee State	4	2	6	1.0-1	0.0-0	1	0-0	0-0
10-02-21	at Tennessee Tech	6	1	7	2.0-9	1.0-8	1	0-0	0-0
10-09-21	at Austin Peay	6	0	6	1.0-4	0.0-0	1	0-0	0-0
	<i>Total</i>	21	10	31	6.5-19	1.0-8	3	0-0	0-0

Cameron Powell

2021	Opponent	Solo	Ast	Total	TFL-Yds	SK-Yds	FF	FR-Yds	Int-Yds
09-18-21	at Missouri	1	0	1	0.0-0	0.0-0	0	0-0	0-0
	<i>Total</i>	1	0	1	0.0-0	0.0-0	0	0-0	0-0

LaDarrius Rule

2020	Opponent	Solo	Ast	Total	TFL-Yds	SK-Yds	FF	FR-Yds	Int-Yds
10-30-20	at Southern Illinois	1	0	1	0.0-0	0.0-0	0	0-0	0-0
	<i>Total</i>	1	0	1	0.0-0	0.0-0	0	0-0	0-0
2021	Opponent	Solo	Ast	Total	TFL-Yds	SK-Yds	FF	FR-Yds	Int-Yds
09-25-21	Tennessee State	1	0	1	0.0-0	0.0-0	0	0-0	0-0
	<i>Total</i>	1	0	1	0.0-0	0.0-0	0	0-0	0-0

James Sackie

2020	Opponent	Solo	Ast	Total	TFL-Yds	SK-Yds	FF	FR-Yds	Int-Yds
10-30-20	at Southern Illinois	1	0	1	1.0-1	0.0-0	0	0-0	0-0
02-28-21	at Eastern Illinois	1	0	1	0.0-0	0.0-0	1	1-0	0-0
03-07-21	Murray State	0	1	1	0.0-0	0.0-0	0	0-0	0-0
03-14-21	Austin Peay	0	1	1	0.0-0	0.0-0	0	0-0	0-0
03-21-21	at Jacksonville State	0	2	2	0.0-0	0.0-0	0	0-0	0-0
03-28-21	Tennessee Tech	3	3	6	1.5-2	0.0-0	0	0-0	0-0
	<i>Total</i>	5	7	12	2.5-3	0.0-0	1	1-0	0-0
2021	Opponent	Solo	Ast	Total	TFL-Yds	SK-Yds	FF	FR-Yds	Int-Yds
09-02-21	Southern Illinois	0	1	1	0.0-0	0.0-0	0	0-0	0-0
09-18-21	at Missouri	0	1	1	0.0-0	0.0-0	0	0-0	0-0
10-09-21	at Austin Peay	1	0	1	0.0-0	0.0-0	0	0-0	0-0
	<i>Total</i>	1	2	3	0.0-0	0.0-0	0	0-0	0-0

2021 SOUTHEAST MISSOURI FOOTBALL NOTES

MURRAY STATE // OCT. 16



Game-by-Game Kicking/Punting/Returns (Games with Statistics Listed Only)

Izeal Terrell

2020	Opponent	Solo	Asst	Total	TFL-Yds	SK-Yds	FF	FR-Yds	Int-Yds
10-30-20	at Southern Illinois	0	1	1	0.0-0	0.0-0	0	0-0	0-0
02-28-21	at Eastern Illinois	2	3	5	0.0-0	0.0-0	0	0-0	1-10
03-07-21	Murray State	0	3	3	0.0-0	0.0-0	0	0-0	0-0
03-21-21	at Jacksonville State	1	3	4	0.0-0	0.0-0	0	0-0	1-8
03-28-21	Tennessee Tech	0	1	1	0.0-0	0.0-0	0	0-0	0-0
04-11-21	at Tennessee State	1	1	2	1.0-1	0.0-0	0	0-0	0-0
	Total	4	12	16	1.0-1	0.0-0	0	0-0	2-18
2021	Opponent	Solo	Asst	Total	TFL-Yds	SK-Yds	FF	FR-Yds	Int-Yds
09-02-21	Southern Illinois	1	3	4	0.5-1	0.0-0	0	0-0	0-0
09-11-21	at Sam Houston	0	1	1	0.0-0	0.0-0	0	0-0	0-0
09-18-21	at Missouri	1	0	1	0.0-0	0.0-0	0	0-0	0-0
09-25-21	Tennessee State	2	1	3	1.0-1	0.0-0	0	0-0	0-0
10-02-21	at Tennessee Tech	1	1	2	0.0-0	0.0-0	0	1-7	0-0
	Total	5	6	11	1.5-2	0.0-0	0	1-7	0-0

Antonio Taylor

2021	Opponent	Solo	Asst	Total	TFL-Yds	SK-Yds	FF	FR-Yds	Int-Yds
09-02-21	Southern Illinois	2	0	2	0.0-0	0.0-0	0	0-0	0-0
09-11-21	at Sam Houston	1	1	2	0.0-0	0.0-0	0	0-0	0-0
09-18-21	at Missouri	1	0	1	0.0-0	0.0-0	0	0-0	0-0
10-09-21	at Austin Peay	2	1	3	0.0-0	0.0-0	0	0-0	0-0
	Total	6	2	8	0.0-0	0.0-0	0	0-0	0-0

Dony'e Taylor

2021	Opponent	Solo	Asst	Total	TFL-Yds	SK-Yds	FF	FR-Yds	Int-Yds
09-02-21	Southern Illinois	1	0	1	0.0-0	0.0-0	0	0-0	0-0
09-11-21	at Sam Houston	3	1	4	0.0-0	0.0-0	0	0-0	0-0
09-18-21	at Missouri	1	0	1	0.0-0	0.0-0	0	0-0	0-0
09-25-21	Tennessee State	1	5	6	0.0-0	0.0-0	0	0-0	0-0
10-02-21	at Tennessee Tech	1	3	4	0.0-0	0.0-0	0	0-0	0-0
10-09-21	at Austin Peay	1	1	2	0.0-0	0.0-0	0	1-0	1-39
	Total	8	10	18	0.0-0	0.0-0	0	1-0	1-39

Louis Taylor

2021	Opponent	Solo	Asst	Total	TFL-Yds	SK-Yds	FF	FR-Yds	Int-Yds
09-02-21	Southern Illinois	0	2	2	0.0-0	0.0-0	0	0-0	0-0
09-18-21	at Missouri	1	0	1	0.0-0	0.0-0	0	0-0	0-0
	Total	1	2	3	0.0-0	0.0-0	0	0-0	0-0

Keilyn Tyus

2020	Opponent	Solo	Asst	Total	TFL-Yds	SK-Yds	FF	FR-Yds	Int-Yds
03-07-21	Murray State	1	1	2	0.0-0	0.0-0	0	0-0	0-0
03-14-21	Austin Peay	3	9	12	1.0-1	0.0-0	0	0-0	0-0
03-21-21	at Jacksonville State	1	0	1	0.0-0	0.0-0	0	0-0	0-0
	Total	5	10	15	1.0-1	0.0-0	0	0-0	0-0
2021	Opponent	Solo	Asst	Total	TFL-Yds	SK-Yds	FF	FR-Yds	Int-Yds
09-11-21	at Sam Houston	0	1	1	0.0-0	0.0-0	0	0-0	0-0
09-18-21	at Missouri	4	0	4	1.0-0	0.0-0	0	0-0	0-0
	Total	4	1	5	1.0-0	0.0-0	0	0-0	0-0

Jenson Walker

2021	Opponent	Solo	Asst	Total	TFL-Yds	SK-Yds	FF	FR-Yds	Int-Yds
09-11-21	at Sam Houston	1	0	1	0.0-0	0.0-0	0	0-0	0-0
	Total	1	0	1	0.0-0	0.0-0	0	0-0	0-0

Mali Walton

2021	Opponent	Solo	Asst	Total	TFL-Yds	SK-Yds	FF	FR-Yds	Int-Yds
09-18-21	at Missouri	1	0	1	0.0-0	0.0-0	0	0-0	0-0
09-25-21	Tennessee State	0	2	2	0.0-0	0.0-0	0	0-0	0-0
	Total	1	2	3	0.0-0	0.0-0	0	0-0	0-0

Aaron Alston

2018	Opponent	KR	Yds	TD	Long	PR	Yds	TD	Long
09-08-18	Dayton	0	0	0	0	1	11	0	11
10-06-18	at Tennessee Tech	0	0	0	0	1	43	0	43
10-20-18	Jacksonville State	1	16	0	16	0	0	0	0
	Total	1	16	0	16	2	54	0	43

Q'Nairies Anderson

2020	Opponent	KR	Yds	TD	Long	PR	Yds	TD	Long
04-03-21	at UT Martin	1	19	0	19	0	0	0	0
	Total	1	19	0	19	0	0	0	0
2021	Opponent	KR	Yds	TD	Long	PR	Yds	TD	Long
09-11-21	at Sam Houston	2	47	0	24	0	0	0	0
09-25-21	Tennessee State	1	26	0	26	0	0	0	0
10-02-21	at Tennessee Tech	1	25	0	25	0	0	0	0
	Total	4	98	0	26	0	0	0	0

Shabari Davis

2017	Opponent	KR	Yds	TD	Long	PR	Yds	TD	Long
09-02-17	at Kansas	0	0	0	0	3	79	0	30
09-09-17	at Dayton	0	0	0	0	2	7	0	7
09-16-17	Southern Illinois	0	0	0	0	3	3	0	4
11-18-17	Murray State	0	0	0	0	2	38	0	37
	Total	0	0	0	0	10	127	0	37
2018	Opponent	KR	Yds	TD	Long	PR	Yds	TD	Long
09-08-18	Dayton	0	0	0	0	2	43	0	29
	Total	0	0	0	0	2	43	0	29
2019	Opponent	KR	Yds	TD	Long	PR	Yds	TD	Long
08-29-19	Southern Illinois	1	17	0	17	0	0	0	0
09-07-19	at Montana State	3	59	0	24	1	13	0	13
11-16-19	at Eastern Illinois	0	0	0	0	3	53	1	46
11-23-19	Murray State	0	0	0	0	3	26	0	13
	Total	4	76	0	24	7	92	1	46
2020	Opponent	KR	Yds	TD	Long	PR	Yds	TD	Long
10-30-20	at Southern Illinois	0	0	0	0	1	2	0	2
02-28-21	at Eastern Illinois	0	0	0	0	3	37	0	18
03-07-21	Murray State	0	0	0	0	1	22	0	22
03-14-21	Austin Peay	0	0	0	0	1	17	0	17
03-21-21	at Jacksonville State	0	0	0	0	2	9	0	9
03-28-21	Tennessee Tech	3	55	0	24	1	0	0	0
04-03-21	at UT Martin	0	0	0	0	1	8	0	8
04-11-21	at Tennessee State	2	34	0	18	0	0	0	0
	Total	5	89	0	24	10	95	0	22
2021	Opponent	KR	Yds	TD	Long	PR	Yds	TD	Long
09-25-21	Tennessee State	0	0	0	0	1	6	0	6
10-09-21	at Austin Peay	0	0	0	0	1	-1	0	0
	Total	0	0	0	0	2	5	0	6

Kenny Doak

2020	Opponent	KO	Yds	TB	FG-A	Long	PAT	Pts
02-28-21	at Eastern Illinois	0	0	0	2-3	35	5-6	11
03-07-21	Murray State	0	0	0	0-1	27	3-3	3
03-14-21	Austin Peay	5	265	2	0-0	0	6-6	6
03-21-21	at Jacksonville State	1	63	0	1-2	33	0-0	3
03-28-21	Tennessee Tech	2	121	0	1-1	23	3-3	6
04-03-21	at UT Martin	4	185	1	0-0	0	3-3	3
04-11-21	at Tennessee State	1	35	0	1-2	26	5-6	8
	Total	12	634	3	5-9	38	25-27	40
2021	Opponent	KO	Yds	TB	FG-A	Long	PAT	Pts
09-11-21	at Sam Houston	1	60	0	0-2	48	2-2	2
09-18-21	at Missouri	2	48	0	0-0	0	4-4	4
09-25-21	Tennessee State	4	216	0	4-4	45	5-5	17



2021 SOUTHEAST MISSOURI FOOTBALL NOTES

MURRAY STATE // OCT. 16

10-02-21	at Tennessee Tech	2	128	1	1-2	22	2-2	5
10-09-21	at Austin Peay	3	131	1	1-2	27	3-4	6
	<i>Total</i>	12	583	2	6-10	48	16-17	34

Austin Harpenau

2021	Opponent	KO	Yds	TB	FG-A	Long	PAT	Pts
09-02-21	Southern Illinois	0	0	0	0-0	0	1-1	1
	<i>Total</i>	0	0	0	0-0	0	1-1	1

Zach Haynes

2020	Opponent	No	Yds	Long	Blkd	TB	50+	120
10-30-20	at Southern Illinois	3	135	50	0	0	1	2
02-28-21	at Eastern Illinois	5	201	53	0	0	1	4
03-07-21	Murray State	6	251	47	0	0	0	1
03-14-21	Austin Peay	4	141	43	1	0	0	1
03-21-21	at Jacksonville State	6	254	52	0	0	2	4
03-28-21	Tennessee Tech	4	186	49	0	1	0	0
04-03-21	at UT Martin	6	270	50	0	0	1	2
04-11-21	at Tennessee State	2	83	42	0	0	0	1
	<i>Total</i>	36	1521	53	1	1	5	15
2021	Opponent	No	Yds	Long	Blkd	TB	50+	120
09-02-21	Southern Illinois	10	418	58	0	0	1	3
09-11-21	at Sam Houston	9	354	52	0	0	1	4
09-18-21	at Missouri	5	232	62	0	0	1	2
09-25-21	Tennessee State	3	101	38	0	0	0	1
10-02-21	at Tennessee Tech	7	288	52	0	0	1	3
10-09-21	at Austin Peay	6	246	49	0	0	0	3
	<i>Total</i>	40	1639	62	0	0	4	16

Jake Holten

2021	Opponent	KR	Yds	TD	Long	PR	Yds	TD	Long
09-11-21	at Sam Houston	1	13	0	13	0	0	0	0
10-09-21	at Austin Peay	1	18	0	18	0	0	0	0
	<i>Total</i>	2	31	0	18	0	0	0	0

Adam Krause

2019	Opponent	KO	Yds	TB	FG-A	Long	PAT	Pts
08-24-19	Southern Illinois	8	461	1	0-0	0	0-0	0
09-07-19	at Montana State	2	127	0	0-0	0	0-0	0
09-14-19	at Missouri	1	65	1	0-0	0	0-0	0
09-21-19	West Virginia State	8	501	1	0-0	0	0-0	0
10-05-19	Tennessee Tech	6	353	0	0-0	0	0-0	0
10-12-19	at Austin Peay	5	300	0	0-0	0	0-0	0
10-19-19	at Jacksonville State	5	229	0	0-0	0	0-0	0
10-26-19	UT Martin	4	225	2	0-0	0	0-0	0
11-02-19	at Tennessee State	8	395	0	0-0	0	0-0	0
11-09-19	Eastern Kentucky	7	283	1	0-0	0	0-0	0
11-16-19	at Eastern Illinois	6	342	0	0-0	0	0-0	0
11-23-19	Murray State	6	357	1	0-0	0	0-0	0
11-30-19	Illinois State	3	182	0	0-0	0	0-0	0
	<i>Total</i>	69	3820	7	0-0	0	0-0	0
2020	Opponent	KO	Yds	TB	FG-A	Long	PAT	Pts
10-30-20	at Southern Illinois	4	222	0	0-0	0	0-0	0
02-28-21	at Eastern Illinois	9	486	1	0-0	0	0-0	0
03-07-21	Murray State	4	239	1	0-0	0	0-0	0
03-14-21	Austin Peay	1	54	0	0-0	0	0-0	0
03-21-21	at Jacksonville State	1	65	1	0-0	0	0-0	0
03-28-21	Tennessee Tech	3	178	1	0-0	0	0-0	0
04-11-21	at Tennessee State	7	408	0	0-0	0	0-0	0
	<i>Total</i>	29	1652	4	0-0	0	0-0	0
2020	Punting	No	Yds	Long	Blkd	TB	50+	120
10-30-20	at Southern Illinois	2	69	41	0	0	0	0
03-21-21	at Jacksonville State	1	50	50	0	0	1	0
	<i>Total</i>	3	119	50	0	0	1	0
2021	Opponent	KO	Yds	TB	FG-A	Long	PAT	Pts
09-02-21	Southern Illinois	4	179	0	0-0	0	0-0	0
09-11-21	at Sam Houston	1	65	1	0-0	0	0-0	0
09-18-21	at Missouri	3	142	0	0-0	0	0-0	0

09-25-21	Tennessee State	6	341	0	0-0	0	0-0	0
10-02-21	at Tennessee Tech	1	65	1	0-0	0	0-0	0
10-09-21	at Austin Peay	3	168	1	0-0	0	0-0	0-0
	<i>Total</i>	18	960	3	0-0	0	0-0	0

DC Pippin

2021	Opponent	KO	Yds	TB	FG-A	Long	PAT	Pts
09-02-21	Southern Illinois	0	0	0	0-0	0	2-2	2
	<i>Total</i>	0	0	0	0-0	0	2-2	2

Shamenski Rucker

2021	Opponent	KR	Yds	TD	Long	PR	Yds	TD	Long
09-18-21	at Missouri	1	11	0	11	0	0	0	0
	<i>Total</i>	1	11	0	11	0	0	0	0

Zack Smith

2017	Opponent	KR	Yds	TD	Long	PR	Yds	TD	Long
09-16-17	Southern Illinois	0	0	0	0	1	9	0	9
09-23-17	at Eastern Illinois	1	24	0	24	4	40	0	21
09-30-17	Eastern Kentucky	0	0	0	0	1	-2	0	0
10-14-17	Tennessee Tech	0	0	0	0	1	8	0	8
10-21-17	at Austin Peay	0	0	0	0	1	5	0	5
11-04-17	UT Martin	0	0	0	0	1	0	0	0
11-11-17	at Tennessee State	0	0	0	0	1	5	0	5
11-18-17	Murray State	0	0	0	0	1	9	0	9
	<i>Total</i>	1	24	0	24	11	74	0	21
2018	Opponent	KR	Yds	TD	Long	PR	Yds	TD	Long
09-01-18	at Arkansas State	5	83	0	18	1	0	0	5
09-08-18	Dayton	1	27	0	27	0	0	0	0
09-15-18	at Southern Illinois	0	0	0	0	1	36	0	36
09-22-18	at Eastern Kentucky	1	15	0	15	3	10	0	16
10-06-18	at Tennessee Tech	0	0	0	0	2	27	0	15
10-13-18	Austin Peay	4	126	0	58	0	0	0	0
10-20-18	Jacksonville State	2	73	0	52	1	23	0	23
10-27-18	at UT Martin	3	48	0	22	1	6	0	6
11-10-18	at Murray State	0	0	0	0	2	33	0	24
11-17-18	Eastern Illinois	0	0	0	0	3	13	0	6
11-24-18	Stony Brook	0	0	0	0	2	4	0	3
12-01-18	at Weber State	2	-51	0	22	1	36	0	36
	<i>Total</i>	18	321	0	58	17	188	0	36
2019	Opponent	KR	Yds	TD	Long	PR	Yds	TD	Long
09-07-19	at Montana State	0	0	0	0	2	51	0	52
09-14-19	at Missouri	0	0	0	0	3	27	0	13
09-21-19	West Virginia State	1	17	0	17	2	17	0	17
10-05-19	Tennessee Tech	2	36	0	20	1	2	0	2
10-12-19	at Austin Peay	0	0	0	0	1	11	0	11
10-19-19	at Jacksonville State	1	8	0	8	2	31	0	21
10-26-19	UT Martin	0	0	0	0	1	20	0	20
11-02-19	at Tennessee State	1	14	0	14	2	8	0	6
11-09-19	Eastern Kentucky	1	10	0	10	1	-4	0	1
11-16-19	at Eastern Illinois	1	22	0	22	0	0	0	0
11-30-19	Illinois State	1	17	0	17	0	0	0	0
	<i>Total</i>	8	124	0	22	15	163	0	52
2020	Opponent	KR	Yds	TD	Long	PR	Yds	TD	Long
10-30-20	at Southern Illinois	1	21	0	21	0	0	0	0
02-28-21	at Eastern Illinois	1	23	0	23	1	5	0	1
03-07-21	Murray State	1	13	0	13	0	0	0	0
03-14-21	Austin Peay	3	70	0	28	0	0	0	0
03-21-21	at Jacksonville State	2	27	0	18	0	0	0	0
03-28-21	Tennessee Tech	1	25	0	25	0	0	0	0
04-11-21	at Tennessee State	1	33	0	33	1	14	1	14
	<i>Total</i>	10	212	0	33	2	19	1	14
2021	Opponent	KR	Yds	TD	Long	PR	Yds	TD	Long
09-02-21	Southern Illinois	0	0	0	0	1	-1	0	0
	<i>Total</i>	0	0	0	0	1	-1	0	0

2021 SOUTHEAST MISSOURI FOOTBALL NOTES

MURRAY STATE // OCT. 16



Garrett Todd

2021	Opponent	KR	Yds	TD	Long	PR	Yds	TD	Long
09-18-21	at Missouri	0	0	0	0	1	8	0	8
09-25-21	Tennessee State	1	36	0	36	4	35	0	13
10-02-21	at Tennessee Tech	2	42	0	25	0	0	0	0
10-09-21	at Austin Peay	1	22	0	22	1	16	0	16
	<i>Total</i>	4	100	0	36	6	59	0	16



2021 SOUTHEAST MISSOURI FOOTBALL NOTES
MURRAY STATE // OCT. 16

2021 SOUTHEAST MISSOURI FOOTBALL NOTES

MURRAY STATE // OCT. 16



Last Time it Happened

Southeast Missouri Had . . .

30 or more first downs.....	vs. West Virginia, 9/21/03 (29)
400 yards rushing.....	at Jacksonville State, 11/23/13 (410)
300 yards rushing.....	vs. Tennessee State, 9/25/21 (380)
200 yards rushing.....	at Missouri, 9/18/21 (294)
400 yards passing.....	at Tennessee Tech, 10/6/18 (483)
300 yards passing.....	vs. Tennessee State, 11/3/18 (306)
600 yards of total offense.....	vs. Tennessee State, 9/25/21 (607)
500 yards of total offense.....	vs. Southern Illinois (529)
90 total plays.....	at Murray State, 9/24/16 (91)
Four passes intercepted.....	at Eastern Kentucky, 9/22/18 (4)
Five pass interceptions.....	vs. Mars Hill College, 9/8/12 (5)
Five or more Turnovers.....	vs. Eastern Kentucky, 11/9/19 (5)
Four pass interceptions.....	vs. Eastern Kentucky, 10/23/10 (4)
10 penalties.....	vs. Southern Illinois, 9/2/21 (15)
100 yards in penalties.....	vs. Southern Illinois, 9/2/21 (133)
70 or more points.....	at Tennessee Tech, 106/18 (70)
99-yard scoring drive.....	vs. Murray State, 10/2/15 (12 plays, 99 yards, 2nd Qtr)
90-yard scoring drive.....	vs. Austin Peay, 3/14/21 (93)
7 Takeaways.....	vs. Southern Illinois, 9/12/15
6 or more Sacks.....	6, vs. Murray State, 11/18/17
5 Sacks.....	vs. UT Martin, 10/26/19

Southeast Missouri Held Its Opponent To . . .

Less than 10 first downs.....	vs. Missouri Baptist, 8/28/14 (6)
10 first downs.....	vs. Jacksonville State, 11/17/07 (10)
Zero yards rushing.....	at Tennessee State, 11/19/94
Negative yards rushing.....	vs. Murray State, 11/18/17 (-9)
Under 30 yards rushing.....	vs. Tennessee State, 9/25/21 (14)
100 yards rushing or less.....	vs. Tennessee State, 9/25/21 (14)
Zero passing yards.....	at Eastern Illinois, 10/13/01
No pass completions.....	at Eastern Illinois, 10/13/01
No pass attempts.....	at Eastern Illinois, 10/13/01
Under 30 yards passing.....	at Austin Peay, 10/30/93 (23)
150 yards or less of total offense.....	vs. Missouri Baptist, 8/28/14 (81)
200 yards or less of total offense.....	vs. Tennessee Tech, 10/14/17 (195)
No touchdowns.....	vs. Tennessee Tech, 10/14/17

Southeast Missouri . . .

Had two passers throw for 100 yards.....	vs. Jacksonville State, 9/24/05 (Kevin Ballatore 195 yds & Mike Haley 160 yds)
Had two passers complete 10 passes.....	vs. Jacksonville State, 9/24/05 (Kevin Ballatore 22 yds & Mike Haley 14 yds)
Had two rushers run for 100 yards.....	at Southern Illinois, 10/30/20 (Geno Hess 128 yds & Andrew Bunch 115 yds)
Had two receivers over 100 receiving yards.....	at Tennessee Tech, 10/6/18 (Jerrick Orr, 121 yds; Colby Cornett, 115 yds)
Had a quarterback rush for 100 yards.....	at Southern Illinois, 10/30/20 (Andrew Bunch, 115 yds)
Had a quarterback rush for 200 yards.....	vs. Jacksonville State, 11/12/11 (Matt Scheible 209 yds)
Had three receivers catch five passes.....	vs. Eastern Illinois, 10/18/14 (Peter Lloyd, Spencer Davis, DeMichael Jackson)
Had a 100-yard rusher and a 100-yard receiver.....	at Tennessee State, 11/2/19 (Geno Hess, 156 yds, Kristian Wilkerson, 111 yds)
Had a 300-yard passer, 100-yard receiver and 100-yard rusher.....	vs. Tennessee St., 11/3/18 (Daniel Santacaterina, 306 yds; Kristian Wilkerson, 129 yds; Marquis Terry, 107 yds)
Had a 300-yard rusher.....	at Southern Illinois, 9/15/18 (Marquis Terry, 311)
Returned a punt for a touchdown.....	at Tennessee State, 4/11/21 (Zack Smith 0 yds)
Returned a kickoff for a touchdown.....	at Eastern Illinois, 9/23/17 (Cameron Sanders, 93 yds)
Returned an interception for a touchdown.....	vs. Southern Illinois, 9/2/21 (Mike Matthews, 10 yds)
Returned two interceptions for touchdowns.....	vs. Tennessee Tech, 9/22/12 (Darrick Borum 41 yds & Branden Spann 100 yds)
Returned a fumble for a touchdown.....	at Murray State, 11/10/18 (Justin Swift, 60 yds)
Returned a blocked field goal for a TD.....	vs. Jacksonville State, 10/20/18 (Knighten, 85 yds)
Blocked a punt.....	at Tennessee State, 4/11/21 (Zack Smith)
Blocked a punt for a touchdown.....	at Tennessee State, 4/11/21 (Zack Smith blocked and recovered)
Blocked an opponent's field goal attempt.....	vs. Southern Illinois, 9/2/21 (Bryson Donnell)
Had a punt blocked.....	vs. Austin Peay, 3/14/21

Had punt blocked for a touchdown.....	at Missouri, 9/5/15 (Brothers blocked the punt, Aarion Penton recovered)
Had a kickoff returned for a touchdown.....	at Murray State (Malik Honeycutt, 79 yds), 11/10/18
Had a punt returned for a touchdown.....	at Murray State (Walter Powell, 100 yds), 11/17/12
Had an interception returned for a touchdown.....	vs. Murray State, 3/7/21 (Marcis Floyd, 22 yds)
Had a fumble returned for a touchdown.....	at Southern Illinois, 9/10/16 (James Ceasar, 47 yds)
Missed a PAT kick.....	vs. Southern Illinois (529) at Tennessee State, 4/11/21
Had a PAT kick blocked.....	at Austin Peay, 10/9/21
Blocked an opponent's PAT kick.....	Bryson Donnell vs. Austin Peay, 3/14/21
A successful 2-point conversion.....	vs. UT Martin, 11/21/15 (Logan Larson pass from Dante Vandeven)
Had a field goal attempt blocked.....	at Sam Houston, 9/11/21
Recovered an onside kick.....	at Tennessee Tech, 10/2/21
Shutout an opponent.....	vs. Missouri Baptist (77-0), 8/28/14
Was shut out.....	at Missouri (50-0), 9/7/19
Played an overtime game.....	vs. Austin Peay, 3/14/21 (L. 42-49, 20T)
Scored a safety.....	at Tennessee State, 4/11/21
Gave up a safety.....	vs. Southern Illinois, 9/21/13
Had no turnovers.....	at Jacksonville State, 10/19/19
Beat a nationally-ranked opponent.....	at #14 Jacksonville State, 10/19/19
Was ranked in Top-25 of FCS Coaches or STATS Media Polls.....	#16, STATS, 3/1/21
Ended the year ranked in the Top-25 of FCS Coaches or Sports Network Polls.....	2019

A Southeast Missouri Player . . .

Rushed 30 times.....	Geno Hess (38) vs. Austin Peay, 3/14/21
Rushed 25 times.....	Geno Hess (28) at Austin Peay, 10/9/21
Rushed for 300 Yards.....	Marquis Terry (311) at Southern Illinois, 9/15/18
Rushed for 250 yards.....	Henry Harris (293) vs. Southwest Baptist, 11/6/10
Rushed for 200 yards.....	Geno Hess (205) vs. Tennessee State, 9/25/21
Rushed for 150 yards.....	Geno Hess (156) at Tennessee State, 11/2/19
Rushed for 100 yards.....	Geno Hess (116) at Austin Peay, 10/9/21
Passed for 400 yards.....	Andrew Goodenough (407) vs. Jacksonville State, 11/22/03
Passed for 300 yards.....	Daniel Santacaterina (306), vs. Tennessee State, 3/13/18
Attempted 50 passes.....	Mike Haley (61) at Kent State, 9/10/05
Attempted 40 passes.....	Jesse Hosket (44) at Austin Peay, 10/21/17
Attempted 30 passes.....	Andrew Bunch (37) vs. Austin Peay, 3/14/21
Completed 30 passes.....	Daniel Santacaterina (30) vs. Eastern Illinois, 11/17/18
Completed 20 passes.....	Andrew Bunch (23) at Eastern Illinois, 2/28/21
Passed for four or more touchdowns.....	Daniel Santacaterina (4) at Tennessee Tech, 10/6/18
Threw three or more interceptions.....	Dante Vandeven (3) vs. UT Martin, 11/21/15
Had 400 yards of total offense.....	Jack Tomco (429 passing) vs. UT Martin, 10/12/02
Had 300 yards of total offense.....	Andrew Bunch (302) at Eastern Illinois, 2/28/21
Had 100 yards rushing and 100 yards passing.....	Kyle Snyder (116 rushing; 245 passing) at Eastern Kentucky, 10/25/14
Had 400 All-Purpose Yards.....	Marquis Terry (438) at Southern Illinois, 9/15/18
Had 300 All-Purpose Yards.....	Henry Harris (314) at Austin Peay, 10/16/10
Had 250 All-Purpose Yards.....	Zion Custis (254) vs. Eastern Illinois, 11/17/18
Had 200 All-Purpose Yards.....	Kristian Wilkerson (263) at UT Martin, 10/27/18
Caught 10 passes.....	Zack Smith vs. Tennessee Tech, 3/28/21
Caught nine passes.....	Kristian Wilkerson at Tennessee State, 11/2/19
Had 200 receiving yards.....	Kristian Wilkerson (254) vs. Eastern Kentucky, 11/9/19
Had 100 receiving yards.....	Zack Smith (173) vs. Tennessee Tech, 3/28/21
Scored 10 or more points kicking.....	Kenny Doak (17) vs. Tennessee State, 9/25/21
Scored four touchdowns rushing.....	Geno Hess vs. Austin Peay, 3/14/21
Scored three touchdowns rushing.....	Geno Hess at Austin Peay, 10/9/21
Scored two touchdowns rushing.....	Shamenski Rucker at Missouri, 9/18/21
Scored three touchdowns receiving.....	Kristian Wilkerson vs. Tennessee State, 11/3/18
Scored two touchdowns receiving.....	Zack Smith vs. Tennessee Tech, 3/28/21
Intercepted three passes.....	Eddie Calvin vs. Southwest Baptist, 10/28/08
Intercepted two passes.....	Omar Pierre-Louis vs. Tennessee Tech, 10/14/17
Recovered two fumbles.....	Maurice Lyles vs. Eastern Illinois, 9/19/09
Had a 70-yard punt.....	Jake Reynolds (78) vs. Tennessee Tech, 10/14/17
Kicked a 45-yard field goal.....	Kenny Doak (45) vs. Tennessee State, 9/25/21
Kicked a 50-yard field goal.....	Kendrick Tiller (55) at Montana State, 9/7/19
Kicked three field goals in a game.....	Kendrick Tiller vs. Eastern Illinois, 11/17/18
Kicked four field goals in a game.....	Kenny Doak vs. Tennessee State, 9/25/21



2021 SOUTHEAST MISSOURI FOOTBALL NOTES

MURRAY STATE // OCT. 16

Performance Lists

100-Yard Rushing Games (Since 1969)

Date	Player	Yards	Opponent	Date	Player	Yards	Opponent
Nov. 8, 1969	Al Holmes	254	vs. Truman State	Oct. 22, 1988	Brian Lattimore	101	vs. Missouri S&T
Oct. 3, 1970	Richard Attig	111	vs. Evansville	Oct. 29, 1988	Brian Lattimore	104	at Grand Valley State
Oct. 10, 1970	Eddie Moss	144	vs. Missouri State	Nov. 5, 1988	Brian Lattimore	151	at Northwest Missouri
Oct. 24, 1970	Richard Attig	145	at Bradley	Sept. 9, 1989	Brian Lattimore	115	vs. Missouri Southern
Oct. 31, 1970	Al Holmes	101	vs. Lincoln	Sept. 23, 1989	Brian Lattimore	241	at Northwest Missouri
Nov. 7, 1970	Richard Attig	109	at Northwest Missouri	Oct. 28, 1989	Brian Lattimore	110	vs. Missouri Western
Nov. 14, 1970	Richard Attig	143	at Missouri S&T	Nov. 4, 1989	Brian Lattimore	133	at Central Missouri
Oct. 9, 1971	Art Miller	157	at Missouri State	Sept. 1, 1990	Steve Jones	101	vs. Southwest Baptist
Nov. 13, 1971	Eddie Moss	157	vs. Missouri S&T	Sept. 8, 1990	Steve Jones	103	at Missouri Southern
Sept. 16, 1972	Richard Attig	175	at Missouri Southern	Oct. 6, 1990	Percy Johnson	131	vs. Missouri S&T
Oct. 7, 1972	Richard Attig	157	vs. Missouri State	Sept. 3, 1992	Kelvin Anderson	222	vs. Murray State
Oct. 28, 1972	John Gabrisch	124	vs. Lincoln	Sept. 12, 1992	Kelvin Anderson	127	at Southern Illinois
Oct. 28, 1972	Richard Attig	137	vs. Lincoln	Sept. 26, 1992	Kelvin Anderson	161	vs. Austin Peay
Sept. 29, 1973	John Gabrisch	102	at Evansville	Oct. 3, 1992	Kelvin Anderson	124	at Eastern Kentucky
Oct. 6, 1973	Richard Attig	100	at Missouri State	Oct. 10, 1992	Kelvin Anderson	125	at Tennessee Tech
Nov. 10, 1973	Richard Attig	120	vs. Missouri S&T	Oct. 31, 1992	Kelvin Anderson	207	vs. UT Martin
Oct. 19, 1974	Anthony Wallace	127	vs. Missouri State	Nov. 14, 1992	Kelvin Anderson	180	vs. Illinois State
Oct. 26, 1974	Bobby Everage	177	at Missouri Western	Oct. 2, 1993	Kelvin Anderson	101	vs. Morehead State
Nov. 2, 1974	Anthony Wallace	128	at Northwest Missouri	Oct. 30, 1993	Kelvin Anderson	196	at Austin Peay
Oct. 25, 1975	Jack Gokin	188	vs. Missouri Western	Nov. 6, 1993	Shane Kennedy	109	vs. Eastern Kentucky
Oct. 2, 1976	Jack Gokin	107	vs. Arkansas Tech	Nov. 13, 1993	Kelvin Anderson	187	vs. Kentucky State
Oct. 9, 1976	Jack Gokin	119	vs. Central Missouri	Nov. 20, 1993	Kelvin Anderson	126	vs. Tennessee State
Sept. 24, 1977	Jack Gokin	130	at Evansville	Sept. 24, 1994	Kelvin Anderson	112	vs. UT Martin
Oct. 8, 1977	Jack Gokin	145	at Central Missouri	Oct. 1, 1994	Kelvin Anderson	131	at Morehead State
Oct. 15, 1977	Jack Gokin	117	vs. Northwest Missouri	Oct. 15, 1994	Kelvin Anderson	132	at Southern Illinois
Oct. 15, 1977	Bill White	144	vs. Northwest Missouri	Sept. 23, 1995	Dione Tyler	149	at Austin Peay
Sept. 30, 1978	Doug Beard	125	vs. Arkansas Tech	Oct. 7, 1995	Dione Tyler	100	vs. Tennessee Tech
Nov. 11, 1978	Bill White	106	at Northwest Missouri	Oct. 28, 1995	Dione Tyler	144	at UT Martin
Nov. 11, 1978	Mike Wieser	186	at Northwest Missouri	Nov. 4, 1995	Stanley Parker	130	vs. Morehead State
Oct. 27, 1979	Ernest Edwards	190	at Lincoln	Nov. 18, 1995	Dione Tyler	169	vs. Tennessee State
Nov. 10, 1979	Ernest Edwards	142	vs. Northwest Missouri	Oct. 12, 1996	Britt Mirgaux	102	at Tennessee Tech
Sept. 20, 1980	Keith Hubbard	112	vs. Evansville	Nov. 2, 1996	Britt Mirgaux	103	vs. UT Martin
Sept. 20, 1980	Marlon Lee	116	vs. Evansville	Aug. 30, 1997	Riki Smith	112	vs. Lambuth
Oct. 4, 1980	Ernest Edwards	138	vs. Missouri State	Nov. 1, 1997	Aaron Layne	127	at Austin Peay
Oct. 25, 1980	Ernest Edwards	146	vs. Lincoln	Nov. 22, 1997	Corey Williams	136	vs. Tennessee State
Oct. 9, 1982	Jim Prestwood	100	at Truman State	Oct. 31, 1998	Corey Williams	185	vs. Middle Tennessee
Oct. 23, 1982	Ed Wachter	126	vs. Lincoln	Sept. 18, 1999	Mike Gross	104	at Murray State
Oct. 30, 1982	Jim Prestwood	105	at Northwest Missouri	Nov. 6, 1999	Broderick Benson	125	vs. Eastern Illinois
Oct. 8, 1983	Audwin Hudson	108	vs. Truman State	Nov. 13, 1999	Rashad West	135	vs. Tennessee State
Oct. 22, 1983	Marvin Johnson	131	at Lincoln	Sept. 1, 2001	Curtis Cooper	129	at Eastern Michigan
Sept. 8, 1984	Brian Brumley	111	vs. Central Arkansas	Sept. 15, 2001	Curtis Cooper	194	vs. Missouri State
Sept. 14, 1985	Anthony Jackson	104	at Central Arkansas	Sept. 29, 2001	Curtis Cooper	146	at Tennessee State
Oct. 12, 1985	Anthony Jackson	135	vs. Abilene Christian	Oct. 6, 2001	Curtis Cooper	216	vs. UT Martin
Nov. 9, 1985	Anthony Jackson	117	at Lincoln	Nov. 11, 2001	Curtis Cooper	129	vs. Quincy
Nov. 9, 1985	Brian Lattimore	163	at Lincoln	Aug. 29, 2002	Corey Kinsey	180	vs. Arkansas-Monticello
Sept. 20, 1986	Anthony Jackson	191	at UT Martin	Sept. 7, 2002	Corey Kinsey	132	at Southern Illinois
Oct. 18, 1986	Anthony Jackson	147	at Missouri S&T	Sept. 14, 2002	Keiki Misipeka	126	at Eastern Michigan
Nov. 15, 1986	Anthony Jackson	182	vs. Lincoln	Sept. 21, 2002	Corey Kinsey	108	at Missouri State
Sept. 5, 1987	Trent Lane	155	vs. Troy	Sept. 28, 2002	Keiki Misipeka	144	at Middle Tennessee
Sept. 26, 1987	Brian Lattimore	132	at Delta State	Oct. 26, 2002	Keiki Misipeka	100	at Murray State
Oct. 3, 1987	Percy Johnson	101	vs. Northwest Missouri	Oct. 26, 2002	Corey Kinsey	103	at Murray State
Nov. 7, 1987	Trent Lane	110	vs. Missouri S&T	Nov. 9, 2002	Corey Kinsey	102	at Eastern Kentucky
Sept. 3, 1988	Trent Lane	131	at Troy	Nov. 16, 2002	Corey Kinsey	101	vs. Samford
				Sept. 20, 2003	David Taufou	107	vs. UT Martin
				Nov. 8, 2003	Jamel Oliver	186	vs. Tennessee State
				Oct. 30, 2004	David Taufou	127	vs. UT Martin
				Oct. 22, 2005	Timmy Holloman	155	at Eastern Kentucky

2021 SOUTHEAST MISSOURI FOOTBALL NOTES

MURRAY STATE // OCT. 16



Performance Lists

Nov. 21, 2005	Timmy Holloman	181	vs. Murray State	Oct. 3, 2015	Tremane McCullough	220	vs. Murray State
Sept. 9, 2006	John Radney	116	vs. Missouri S&T	Oct. 31, 2015	Tremane McCullough	138	vs. Tennessee Tech
Sept. 9, 2006	Timmy Holloman	149	vs. Missouri S&T	Nov. 7, 2015	Tremane McCullough	150	at Austin Peay
Oct. 28, 2006	Timmy Holloman	212	at Murray State	Nov. 21, 2015	Tremane McCullough	101	vs. UT Martin
Aug. 30, 2007	Victor Anderson	118	at Cincinnati	Sept. 3, 2016	Will Young	114	at Memphis
Sept. 8, 2007	Timmy Holloman	203	vs. Southwest Baptist	Sept. 10, 2016	Will Young	100	at Southern Illinois
Sept. 15, 2007	Timmy Holloman	141	vs. Indiana State	Oct. 22, 2016	Will Young	102	at Tennessee Tech
Sept. 22, 2007	Timmy Holloman	170	at Samford	Oct. 29, 2016	Will Young	154	vs. Austin Peay
Sept. 29, 2007	Timmy Holloman	133	vs. Eastern Illinois	Sept. 9, 2017	Marquis Terry	111	at Dayton
Oct. 25, 2007	Mike Jones	131	vs. Murray State	Sept. 30, 2017	Marquis Terry	184	vs. Eastern Kentucky
Nov. 17, 2007	Elton Peterson	120	vs. Jacksonville State	Oct. 14, 2017	Cameron Sanders	102	vs. Tennessee Tech
Sept. 27, 2008	Henry Harris	110	at Indiana State	Nov. 4, 2017	Marquis Terry	154	vs. UT Martin
Nov. 1, 2008	Timmy Holloman	107	vs. Eastern Kentucky	Nov. 11, 2017	Marquis Terry	116	at Tennessee State
Sept. 26, 2009	Mike Jones	101	at UT Martin	Sept. 8, 2018	Marquis Terry	202	vs. Dayton
Nov. 14, 2009	Mike Jones	113	vs. Murray State	Sept. 15, 2018	Marquis Terry	311	at Southern Illinois
Sept. 11, 2010	Henry Harris	113	at Murray State	Oct. 20, 2018	Marquis Terry	101	vs. Jacksonville State
Sept. 11, 2010	Matt Scheible	134	at Murray State	Oct. 27, 2018	Marquis Terry	123	at UT Martin
Sept. 18, 2010	Henry Harris	142	at Southern Illinois	Nov. 3, 2018	Marquis Terry	107	vs. Tennessee State
Sept. 25, 2010	Henry Harris	196	vs. Tennessee Tech	Nov. 10, 2018	Marquis Terry	120	at Murray State
Oct. 2, 2010	Henry Harris	179	at Eastern Illinois	Oct. 5, 2019	Zion Custis	117	vs. Tennessee Tech
Oct. 9, 2010	Matt Scheible	128	vs. Tennessee State	Nov. 2, 2019	Geno Hess	156	at Tennessee State
Oct. 9, 2010	Henry Harris	188	vs. Tennessee State	Oct. 30, 2020	Geno Hess	128	at Southern Illinois
Oct. 16, 2010	Matt Scheible	116	at Austin Peay	Oct. 30, 2020	Andrew Bunch	115	at Southern Illinois
Oct. 16, 2010	Henry Harris	152	at Austin Peay	Mar. 14, 2021	Geno Hess	115	vs. Austin Peay
Oct. 23, 2010	Henry Harris	109	vs. Eastern Kentucky	Sept. 2, 2021	Geno Hess	104	vs. Southern Illinois
Nov. 6, 2010	Henry Harris	293	vs. Southwest Baptist	Sept. 25, 2021	Geno Hess	205	vs. Tennessee State
Nov. 13, 2010	Henry Harris	134	at Jacksonville State	Oct. 9, 2021	Geno Hess	116	at Austin Peay
Dec. 4, 2010	Henry Harris	108	at Eastern Washington				
Sept. 24, 2011	Levi Terrell	154	at Tennessee Tech				
Oct. 1, 2011	Levi Terrell	106	vs. Eastern Illinois				
Oct. 1, 2011	Matt Scheible	161	vs. Eastern Illinois				
Nov. 5, 2011	Matt Scheible	112	vs. Central Methodist				
Nov. 12, 2011	Matt Scheible	209	vs. Jacksonville State				
Sept. 8, 2012	Levi Terrell	128	vs. Mars Hill College				
Sept. 22, 2012	Levi Terrell	171	vs. Tennessee Tech				
Sept. 29, 2012	Levi Terrell	146	at Jacksonville State				
Oct. 13, 2012	Scott Lathrop	145	vs. Tennessee State				
Oct. 13, 2012	Levi Terrell	110	vs. Tennessee State				
Oct. 20, 2012	Levi Terrell	144	vs. UT Martin				
Oct. 27, 2012	Levi Terrell	137	at Austin Peay				
Oct. 27, 2012	Scott Lathrop	179	at Austin Peay				
Nov. 10, 2012	Scott Lathrop	102	at Eastern Illinois				
Nov. 17, 2012	Scott Lathrop	119	at Murray State				
Nov. 17, 2012	Levi Terrell	215	at Murray State				
Oct. 5, 2013	Lewis Washington	101	at Tennessee State				
Oct. 19, 2013	DeMichael Jackson	126	at Eastern Illinois				
Nov. 2, 2013	DeMichael Jackson	112	vs. Urbana				
Nov. 9, 2013	DeMichael Jackson	104	vs. Tennessee Tech				
Nov. 16, 2013	DeMichael Jackson	140	at Austin Peay				
Oct. 4, 2014	Lennies McFerren	115	vs. Tennessee State				
Oct. 11, 2014	DeMichael Jackson	104	at Murray State				
Oct. 25, 2014	Kyle Snyder	116	at Eastern Kentucky				
Nov. 8, 2014	DeMichael Jackson	172	at Tennessee Tech				
Nov. 15, 2014	DeMichael Jackson	122	vs. Austin Peay				
Sept. 12, 2015	DeMichael Jackson	186	vs. Southern Illinois				
Sept. 19, 2015	Tremane McCullough	114	at Indiana State				
Sept. 26, 2015	Tremane McCullough	166	vs. Shorter				

100-Yard Receiving Games (Since 1969)

Date	Player	Yards	Opponent
Oct. 4, 1969	Art Miller	211	at Evansville
Oct. 24, 1970	Art Miller	134	at Bradley
Nov. 11, 1972	David Newberry	106	at Missouri S&T
Nov. 18, 1972	David Newberry	116	vs. Central Missouri
Sept. 15, 1973	Ed Slaughter	125	vs. Missouri Southern
Sept. 29, 1973	Ed Slaughter	173	at Evansville
Oct. 13, 1973	Ed Slaughter	138	vs. Truman State
Nov. 9, 1974	Carl Gross	144	vs. Central Missouri
Oct. 25, 1975	Terry Slattery	104	vs. Missouri Western
Nov. 19, 1977	Michael Tindall	118	at Lincoln
Oct. 4, 1980	Doug Beard	152	vs. Missouri State
Nov. 8, 1980	Doug Beard	136	at Missouri S&T
Sept. 24, 1983	Marvin Johnson	111	at Delta State
Oct. 8, 1983	David Stewart	109	vs. Truman State
Sept. 8, 1984	David Jackson	112	vs. Central Arkansas
Sept. 15, 1984	Gregg Parker	105	at Murray State
Oct. 27, 1984	David Jackson	117	at Northwest Missouri
Nov. 10, 1984	David Jackson	165	vs. Lincoln
Oct. 26, 1985	David Jackson	181	vs. Northwest Missouri
Nov. 16, 1985	Ralph Jefferson	103	vs. Truman State
Nov. 16, 1985	Rick Aeilts	107	vs. Truman State
Sept. 19, 1987	Lorenzo Gathers	112	vs. UT Martin
Oct. 24, 1987	Lorenzo Gathers	131	at Southwest Baptist
Sept. 10, 1988	Lorenzo Gathers	130	vs. Murray State
Oct. 8, 1988	Rick Aeilts	102	at Truman State
Oct. 22, 1988	Lorenzo Gathers	162	vs. Missouri S&T



2021 SOUTHEAST MISSOURI FOOTBALL NOTES

MURRAY STATE // OCT. 16

Performance Lists

Nov. 12, 1988	Rick Aeilts	119	vs. Southwest Baptist	Nov. 3, 2007	Miles Edwards	131	vs. Austin Peay
Sept. 16, 1989	Farron Harley	103	vs. Mississippi College	Aug. 28, 2008	Miles Edwards	204	vs. Southwest Baptist
Sept. 30, 1989	Farron Harley	139	vs. Pittsburg State	Oct. 4, 2008	Walter Peoples	110	at Jacksonville State
Oct. 21, 1989	Darrell Philon	157	at Truman State	Nov. 1, 2008	Walter Peoples	154	vs. Eastern Kentucky
Nov. 4, 1989	Darrell Philon	108	at Central Missouri	Nov. 14, 2009	Chantae Ahamefule	150	vs. Murray State
Nov. 11, 1989	Farron Harley	178	vs. Lincoln	Sept. 11, 2010	Miles Edwards	100	at Murray State
Sept. 29, 1990	Ches Salyer	119	at Pittsburg State	Sept. 24, 2011	D.J. Foster	115	at Tennessee Tech
Oct. 13, 1990	Darrell Philon	142	at Washburn	Oct. 15, 2011	Spencer Davis	116	at Eastern Kentucky
Oct. 27, 1990	Ches Salyer	116	at Missouri Western	Sept. 22, 2012	D.J. Foster	101	vs. Tennessee Tech
Nov. 3, 1990	Ches Salyer	139	vs. Central Missouri	Sept. 21, 2013	Paul McRoberts	133	vs. Southern Illinois
Aug. 31, 1991	Darrell Philon	160	vs. Southern Illinois	Oct. 12, 2013	D.J. Foster	109	vs. Murray State
Sept. 28, 1991	Darrell Philon	109	at Austin Peay	Nov. 2, 2013	Peter Lloyd	109	vs. Urbana
Oct. 12, 1991	Aaron Layton	101	vs. Tennessee Tech	Sept. 6, 2014	Paul McRoberts	173	at Kansas
Oct. 19, 1991	Darrell Philon	119	vs. Tennessee State	Sept. 27, 2014	Peter Lloyd	179	at UT Martin
Oct. 24, 1992	Aaron Layton	158	vs. Middle Tennessee	Oct. 25, 2014	Peter Lloyd	104	at Eastern Kentucky
Nov. 7, 1992	Aaron Layton	144	at Morehead State	Nov. 15, 2014	Paul McRoberts	117	vs. Austin Peay
Nov. 14, 1992	Aaron Layton	153	vs. Illinois State	Nov. 15, 2014	Spencer Davis	102	vs. Austin Peay
Nov. 21, 1992	Glenn Krupa	117	at Tennessee State	Nov. 22, 2014	Paul McRoberts	135	vs. Jacksonville State
Oct. 7, 1995	Renaldo Lampkins	116	vs. Tennessee Tech	Sept. 19, 2015	Paul McRoberts	100	at Indiana State
Nov. 15, 1997	Mitch Fryer	125	vs. Southern Illinois	Oct. 3, 2015	Paul McRoberts	169	vs. Murray State
Oct. 30, 1999	John Borne	118	at UT Martin	Oct. 10, 2015	Paul McRoberts	132	at Eastern Illinois
Nov. 13, 1999	John Borne	106	vs. Tennessee State	Nov. 14, 2015	Tremane McCullough	104	at Jacksonville State
Sept. 9, 2000	Leslie Weaver	153	at Southern Illinois	Nov. 21, 2015	Paul McRoberts	127	vs. UT Martin
Nov. 18, 2000	Leslie Weaver	126	at Tennessee State	Sept. 10, 2016	Adrian Davis	103	at Southern Illinois
Sept. 1, 2001	Willie Ponder	120	at Eastern Michigan	Oct. 8, 2016	Tremane McCullough	103	at Eastern Kentucky
Sept. 8, 2001	Willie Ponder	121	at Southern Illinois	Oct. 22, 2016	Kristian Wilkerson	116	at Tennessee Tech
Sept. 8, 2001	Adrian Sanders	190	at Southern Illinois	Nov. 12, 2016	Kristian Wilkerson	131	at UT Martin
Sept. 15, 2001	Willie Ponder	170	vs. Missouri State	Sept. 9, 2017	Trevon Billington	135	at Dayton
Sept. 22, 2001	Willie Ponder	175	at Illinois State	Sept. 23, 2017	Kristian Wilkerson	134	at Eastern Illinois
Sept. 29, 2001	Willie Ponder	108	at Tennessee State	Oct. 14, 2017	Kristian Wilkerson	109	vs. Tennessee Tech
Oct. 20, 2001	Willie Ponder	110	vs. Murray State	Sept. 8, 2018	Zack Smith	122	vs. Dayton
Nov. 10, 2001	Adrian Sanders	103	vs. Quincy	Oct. 6, 2018	Jerrick Orr	121	at Tennessee Tech
Nov. 10, 2001	Willie Ponder	106	vs. Quincy	Oct. 6, 2018	Colby Cornett	115	at Tennessee Tech
Aug. 29, 2002	Willie Ponder	103	vs. Arkansas-Monticello	Oct. 13, 2018	Jerrick Orr	163	vs Austin Peay
Sept. 7, 2002	Willie Ponder	101	at Southern Illinois	Oct. 27, 2018	Kristian Wilkerson	263	at UT Martin
Sept. 14, 2002	Chris NesSmith	114	at Eastern Michigan	Nov. 3, 2018	Kristian Wilkerson	129	vs. Tennessee State
Sept. 14, 2002	Willie Ponder	121	at Eastern Michigan	Aug. 29, 2019	Kristian Wilkerson	146	vs. Southern Illinois
Sept. 21, 2002	Willie Ponder	137	at Missouri State	Oct. 5, 2019	Kristian Wilkerson	124	vs. Tennessee Tech
Oct. 5, 2002	Tarik Simpson	103	vs. Tennessee State	Oct. 12, 2019	Kristian Wilkerson	122	at Austin Peay
Oct. 5, 2002	Willie Ponder	121	vs. Tennessee State	Oct. 19, 2019	Kristian Wilkerson	129	at Jacksonville State
Oct. 12, 2002	Willie Ponder	104	at UT Martin	Oct. 26, 2019	Aaron Alston	101	vs. UT Martin
Oct. 12, 2002	Tarik Simpson	118	at UT Martin	Nov. 2, 2019	Kristian Wilkerson	111	at Tennessee State
Oct. 19, 2002	Willie Ponder	153	vs. Eastern Illinois	Nov. 9, 2019	Kristian Wilkerson	254	Eastern Kentucky
Nov. 9, 2002	Willie Ponder	185	at Eastern Kentucky	Feb. 28, 2021	Johnny King	115	at Eastern Illinois
Nov. 16, 2002	Tarik Simpson	115	vs. Samford	Mar. 28, 2021	Zack Smith	173	vs. Tennessee Tech
Nov. 16, 2002	Willie Ponder	195	vs. Samford				
Sept. 20, 2003	Jamel Oliver	110	vs. Missouri State	250-Yard Passing Games (Since 1973)			
Sept. 27, 2003	Anthony Gilliam	104	at Samford	<u>Date</u>	<u>Player</u>	<u>Yards</u>	<u>Opponent</u>
Oct. 4, 2003	Ray Goodson	108	vs. Eastern Illinois	Oct. 13, 1973	Lance Brune	301	vs. Truman State
Oct. 18, 2003	Brandon Amick	111	at Eastern Kentucky	Nov. 17, 1973	Lance Brune	271	at Central Missouri
Nov. 22, 2003	Brandon Amick	156	vs. Jacksonville State	Sept. 1, 1979	Joe Young	253	vs. Murray State
Sept. 11, 2004	Brian Matthews	115	at Bowling Green	Oct. 4, 1980	Joe Young	323	vs. Missouri State
Sept. 18, 2004	Ray Goodson	104	at Central Michigan	Oct. 16, 1982	Jim Prestwood	282	vs. Northern Iowa
Oct. 2, 2004	T.J. Milcic	145	at Eastern Illinois	Sept. 24, 1983	Jim Prestwood	287	at Delta State
Sept. 29, 2005	Samora Goodson	127	at Samford	Oct. 26, 1985	Jeff Brown	333	vs. Northwest Missouri
Nov. 5, 2005	T.J. Milcic	117	at UT Martin	Nov. 16, 1985	Jeff Brown	372	vs. Truman State
Nov. 19, 2005	T.J. Milcic	114	at Tennessee Tech				



2021 SOUTHEAST MISSOURI FOOTBALL NOTES

MURRAY STATE // OCT. 16

Performance Lists

Oct. 3, 2015	Paul McRoberts	169	vs. Murray State	Oct. 19, 2019	Kristian Wilkerson	80 (TD)	at Jacksonville State
Nov. 10, 1984	David Jackson	165	vs. Lincoln	Aug. 28, 2008	Miles Edwards	80 (TD)	vs. Southwest Baptist
Oct. 13, 2018	Jerrick Orr	163	vs. Austin Peay	Nov. 5, 2005	T.J. Milcic	80 (TD)	at UT Martin
Oct. 22, 1988	Lorenzo Gathers	162	vs. Missouri S&T	Sept. 22, 2001	Willie Ponder	80 (TD)	at Illinois State
Aug. 31, 1991	Darrell Philon	160	vs. Southern Illinois	Oct. 12, 2013	D.J. Foster	78 (TD)	vs. Murray State

Top 20 Single-Game Passing Yards

Date	Player	Yards	Opponent	Date	Player	Yards	Opponent
Oct. 12, 2002	Jack Tomco	429	at UT Martin	Apr. 3, 2021	Rashaan Palmer	74 (TD)	at UT Martin
Nov. 22, 2003	Andrew Goodenough	407	vs. Jacksonville State	Sept. 8, 2018	Zack Smith	73 (TD)	vs. Dayton
Oct. 6, 2018	Daniel Santacaterina	395	at Tennessee Tech	Oct. 30, 2004	Antonio Scaife	73	vs. UT Martin
Sept. 8, 2001	Jeromy McDowell	391	at Southern Illinois	Oct. 24, 1998	Corey Williams	73 (TD)	at Missouri State
Aug. 28, 2008	Houston Lillard	387	vs. Southwest Baptist				
Oct. 27, 2018	Daniel Santacaterina	386	at UT Martin				
Nov. 16, 1985	Jeff Brown	372	vs. Truman State				
Oct. 27, 1990	Jason Liley	359	at Missouri Western				
Nov. 16, 2002	Jack Tomco	358	vs. Samford				
Nov. 15, 2003	Jack Tomco	353	at Tennessee Tech				
Oct. 18, 2003	Jack Tomco	352	at Eastern Kentucky				
Sept. 29, 1990	Jason Liley	349	at Pittsburg State				
Oct. 21, 2017	Jesse Hosket	348	at Austin Peay				
Oct. 13, 2018	Daniel Santacaterina	344	vs. Austin Peay				
Oct. 16, 2004	Andrew Goodenough	339	vs. Eastern Kentucky				
Oct. 21, 1989	Jim Eustice	339	at Truman State				
Nov. 15, 2014	Kyle Snyder	334	vs. Austin Peay				
Oct. 26, 1985	Jeff Brown	333	vs. Northwest Missouri				
Sept. 20, 2008	Houston Lillard	331	vs. Missouri State				
Sept. 25, 2004	Andrew Goodenough	327	vs. Samford				

Longest Rushing Plays

Date	Player	Yards	Opponent	Date	Player	Yards	Opponent
Oct. 5, 2013	Lewis Washington	99 (TD)	at Tennessee State	1962	Lyman Brown	86 (TD)	vs. Northwest Missouri
Sept. 3, 1992	Kelvin Anderson	96 (TD)	vs. Murray State	Sept. 22, 2001	Curtis Cooper	70 (TD)	at Illinois State
Sept. 8, 2018	Marquis Terry	95 (TD)	vs. Dayton	Oct. 31, 2015	Paul McRoberts	69 (TD)	vs. Tennessee Tech
Nov. 8, 2003	Jamel Oliver	82 (TD)	vs. Tennessee State	Sept. 9, 2000	Curtis Cooper	66 (TD)	at Southern Illinois
Oct. 31, 2015	Tremane McCullough	81 (TD)	vs. Tennessee Tech	Aug. 28, 2014	Spencer Davis	61	vs. Missouri Baptist
Sept. 19, 2015	Tay Bender	80 (TD)	at Indiana State	Nov. 1, 2003	Antonio Scaife	58	at UT Martin
Oct. 25, 2003	Chaun Tate	80 (TD)	vs. Murray State	Sept. 7, 2019	Zack Smith	52	at Montana State
Sept. 28, 2002	Keiki Misipeka	78 (TD)	at Middle Tennessee	Nov. 16, 2019	Shabari Davis	46 (TD)	at Eastern Illinois
Sept. 30, 2017	Cameron Sanders	77 (TD)	vs. Eastern Kentucky	Sept. 6, 2003	Antonio Scaife	45	vs. Southern Illinois
Oct. 28, 2006	Timmy Holloman	76 (TD)	at Murray State	Oct. 5, 2002	Chris NesSmith	44 (TD)	vs. Tennessee State
Sept. 18, 2021	Q'Nairies Anderson	75 (TD)	at Missouri				
Nov. 6, 1999	Broderick Benson	75 (TD)	vs. Eastern Illinois				
Sept. 15, 2018	Marquis Terry	74 (TD)	at Southern Illinois				
Nov. 2, 2019	Geno Hess	73 (TD)	at Tennessee State				
Oct. 1, 2011	Matt Scheible	71 (TD)	vs. Eastern Illinois				
Oct. 14, 2017	Cameron Sanders	70 (TD)	vs. Tennessee Tech				

Longest Receptions

Date	Player	Yards	Opponent	Date	Player	Yards	Opponent
Oct. 8, 1983	David Stewart	94 (TD)	vs. Truman State	Sept. 22, 2012	Branden Spann	100 (TD)	vs. Tennessee Tech
Nov. 10, 2001	Adrian Sanders	93	vs. Quincy	Sept. 8, 2007	Eddie Calvin	100 (TD)	vs. Southwest Baptist
Oct. 15, 2011	Spencer Davis	82	at Eastern Kentucky	Nov. 10, 2018	Justin Swift	76 (TD)	at Murray State

Longest Kickoff Returns

Date	Player	Yards	Opponent
Nov. 14, 2015	Cameron Sanders	99 (TD)	at Jacksonville State
Nov. 17, 2018	Zion Custis	97 (TD)	vs. Eastern Illinois
Oct. 12, 1985	David Jackson	97 (TD)	vs. Abilene Christian
Nov. 3, 1979	Keith Hubbard	96 (TD)	vs. Truman State
Sept. 23, 2017	Cameron Sanders	93 (TD)	at Eastern Illinois
Oct. 29, 2016	Cameron Sanders	93 (TD)	vs. Austin Peay
Oct. 19, 2013	Spencer Davis	93 (TD)	at Eastern Illinois
Nov. 6, 2004	Romae Rucker	85 (TD)	at Tennessee State
Sept. 27, 2008	Jacob McKinley	85	at Indiana State
Sept. 3, 2009	Jacob McKinley	80	vs. Quincy
Sept. 23, 2000	Curtis Cooper	79	vs. Western Kentucky
Oct. 16, 2010	Henry Harris	71	at Austin Peay
Nov. 6, 1999	Brian Hinton	69	vs. Eastern Illinois

Longest Punt Returns

Date	Player	Yards	Opponent
1962	Lyman Brown	86 (TD)	vs. Northwest Missouri
Sept. 22, 2001	Curtis Cooper	70 (TD)	at Illinois State
Oct. 31, 2015	Paul McRoberts	69 (TD)	vs. Tennessee Tech
Sept. 9, 2000	Curtis Cooper	66 (TD)	at Southern Illinois
Aug. 28, 2014	Spencer Davis	61	vs. Missouri Baptist
Nov. 1, 2003	Antonio Scaife	58	at UT Martin
Sept. 7, 2019	Zack Smith	52	at Montana State
Nov. 16, 2019	Shabari Davis	46 (TD)	at Eastern Illinois
Sept. 6, 2003	Antonio Scaife	45	vs. Southern Illinois
Oct. 5, 2002	Chris NesSmith	44 (TD)	vs. Tennessee State

Longest Interception Returns

Date	Player	Yards	Opponent
Sept. 22, 2012	Branden Spann	100 (TD)	vs. Tennessee Tech
Sept. 8, 2007	Eddie Calvin	100 (TD)	vs. Southwest Baptist
Nov. 10, 2018	Justin Swift	76 (TD)	at Murray State
Oct. 10, 2009	Bryan Blanford	69 (TD)	vs. Austin Peay
Oct. 16, 2010	Tylor Brock	67	at Austin Peay
Sept. 17, 2005	Kellin White	64 (TD)	at Missouri State
Sept. 8, 2012	Tylor Brock	64	vs. Mars Hill College
Oct. 25, 2014	DeMichael Jackson, Travis Sanders, David Coley	63	at Eastern Kentucky

2021 SOUTHEAST MISSOURI FOOTBALL NOTES

MURRAY STATE // OCT. 16



Performance Lists

Sept. 9, 2006	Todshon Jones	63	vs. Missouri S&T	Oct. 8, 2016	Ryan McCrum	50	at Eastern Kentucky
Aug. 28, 2008	Eddie Calvin	62	vs. Southwest Baptist	Oct. 31, 2015	Ryan McCrum	50	vs. Tennessee Tech
Nov. 23, 2019	Zach Hall	61 (TD)	vs. Murray State	Oct. 29, 2011	Drew Geldbach	50	at UT Martin
Oct. 30, 2004	Kellin White	61 (TD)	vs. UT Martin	Oct. 20, 2007	Doug Spada	50	vs. Murray State
Nov. 8, 2003	Kellin White	60 (TD)	vs. Tennessee State	Sept. 8, 2007	Doug Spada	49	vs. Southwest Baptist
				Oct. 27, 2012	Drew Geldbach	49	at Austin Peay
				Nov. 17, 2018	Kendrick Tiller	48	vs. Eastern Illinois
				Sept. 22, 2007	Doug Spada	48	at Samford

Longest Fumble Returns

Date	Player	Yards	Opponent
Oct. 27, 2012	Branden Spann	98 (TD)	at Austin Peay
Sept. 16, 2000	Rodney Woodall	80 (TD)	vs. Illinois State
Aug. 31, 1995	Greg Klund	80 (TD)	vs. Southern Illinois
Oct. 5, 2013	Cantrell Andrews	68 (TD)	at Tennessee State
Nov. 10, 2018	Justin Swift	60 (TD)	at Murray State
Dec. 4, 2010	Taylor West	59	at Eastern Washington
Nov. 10, 2007	Victor Anderson	45 (TD)	at Missouri State
Sept. 27, 2003	Brandon Bohnert	45	at Samford
Nov. 10, 2007	Nick Stauffer	44	at Missouri State
Sept. 7, 2013	Cantrell Andrews	43	at Ole Miss
Sept. 12, 1998	Jeremy Atwell	39 (TD)	vs. Indiana State
Dec. 1, 2018	Demarcus Rogers	33 (TD)	at Weber State
Aug. 29, 2002	Nate Johnston	33	vs. Arkansas-Monticello
Sept. 17, 2011	Ben Kargbo	24	at Purdue
Nov. 12, 2005	Justin Komondoreas	23	vs. Tennessee State
Oct. 4, 2003	Ricky Farmer	21	vs. Eastern Illinois

Tackles

Date	Player	Tackles	Opponent
Oct. 16, 1982	Wayne James	27	vs. Northern Iowa
Oct. 24, 1987	Ken Miller	23	at Southwest Baptist
Sept. 1, 2018	Zach Hall	22	at Arkansas State
Sept. 12, 1992	Joe Divis	22	at Southern Illinois
Oct. 25, 2008	Nick Stauffer	21	vs. Tennessee State
Nov. 8, 2008	Nick Stauffer	20	at Murray State
Sept. 29, 2007	Adam Casper	20	vs. Eastern Illinois
Oct. 7, 2006	Adam Casper	20	at Eastern Illinois
Oct. 28, 2000	Ricky Farmer	20	vs. UT Martin
Sept. 16, 2000	Isaac Powell	20	vs. Illinois State
Sept. 9, 2000	Joe Williams	20	at Southern Illinois

Passing Attempts

Date	Player	Attempts	Opponent
Sept. 10, 2005	Mike Haley	61	at Kent State
Oct. 16, 2004	Andrew Goodenough	57	vs. Eastern Kentucky
Nov. 6, 2004	Andrew Goodenough	54	at Tennessee State
Sept. 18, 2004	Andrew Goodenough	50	at Central Michigan
Oct. 2, 2004	Andrew Goodenough	49	at Eastern Illinois
Nov. 13, 2004	Andrew Goodenough	48	vs. Tennessee Tech
Nov. 19, 2005	Mike Haley	47	at Tennessee Tech
Nov. 11, 2000	Rashad West	47	at Missouri State
Nov. 22, 2003	Andrew Goodenough	45	vs. Jacksonville State
Nov. 15, 2003	Jack Tomco	45	at Tennessee Tech
Sept. 21, 2002	Jack Tomco	45	at Missouri State

Rushing Attempts

Date	Player	Attempts	Opponent
Oct. 30, 1993	Kelvin Anderson	40	at Austin Peay
Mar. 14, 2021	Geno Hess	37	vs. Austin Peay
Nov. 6, 2010	Henry Harris	35	vs. Southwest Baptist
Oct. 16, 2010	Henry Harris	35	at Austin Peay
Nov. 17, 2007	Elton Peterson	33	vs. Jacksonville State
Sept. 15, 2007	Timmy Holloman	33	vs. Indiana State
Sept. 25, 2010	Henry Harris	32	vs. Tennessee Tech
Sept. 30, 2017	Marquis Terry	31	vs. Eastern Kentucky
Oct. 29, 2005	Timmy Holloman	31	vs. Murray State
Oct. 22, 2005	Timmy Holloman	31	at Eastern Kentucky
Oct. 6, 2001	Curtis Cooper	31	vs. UT Martin

Longest Punts

Date	Player	Yards	Opponent
Oct. 4, 2003	David Simonhoff	83	vs. Eastern Illinois
Oct. 30, 2004	David Simonhoff	82	vs. UT Martin
Sept. 29, 2005	David Simonhoff	80	at Samford
Oct. 14, 2017	Jake Reynolds	78	vs. Tennessee Tech
Oct. 14, 2006	David Simonhoff	75	at Arkansas
Oct. 23, 2004	David Simonhoff	74	at Murray State
Nov. 10, 2007	Doug Spada	73	at Missouri State
Sept. 25, 2004	David Simonhoff	73	vs. Samford
Nov. 12, 2011	Joe Vucic	72	vs. Jacksonville State
Oct. 20, 2018	Jake Reynolds	71	vs. Jacksonville State
Sept. 9, 2006	David Simonhoff	71	vs. Missouri S&T
Oct. 30, 2004	David Simonhoff	71	vs. UT Martin
Oct. 2, 2004	David Simonhoff	71	at Eastern Illinois

Longest Field Goals

Date	Player	Yards	Opponent
1975	Mike Wood	61	vs. Lincoln
Sept. 7, 2019	Kendrick Tiller	55	at Montana State
Oct. 4, 2014	Ryan McCrum	55	vs. Tennessee State
Sept. 20, 2014	Ryan McCrum	54	vs. Southeastern La.
Sept. 2, 2010	Drew Geldbach	53	at Ball State
Sept. 26, 2009	Doug Spada	53	at UT Martin
Oct. 11, 2014	Ryan McCrum	52	at Murray State
Oct. 22, 2016	Ryan McCrum	51	at Tennessee Tech
Oct. 18, 2014	Ryan McCrum	51	vs. Eastern Illinois
Nov. 6, 2004	Derek Kutz	51	at Tennessee State



2021 SOUTHEAST MISSOURI FOOTBALL NOTES
MURRAY STATE // OCT. 16

Performance Lists

Longest Return on Blocked Field Goal

<u>Date</u>	<u>Player</u>	<u>Yards</u>	<u>Opponent</u>
Oct. 20, 2018	Bydarrius Knighten	85 (TD)	vs. Jacksonville State



#7 Southern Illinois 47 Southeast Missouri 21

Sept. 2, 2021 • Houck Field • Cape Girardeau, Mo. • Attendance: 4,075

CAPE GIRARDEAU, Mo. – Nic Baker threw for 460 yards and four touchdowns to lead #7 Southern Illinois to a 47-21 victory over Southeast Missouri in the season-opener for both teams.

In the 89th meeting between the longtime rivals, SIU claimed the War for the Wheel trophy for the second-straight season.

Baker hooked up with Avante Cox for a 99-yard touchdown pass on the first play of the Salukis opening drive of the contest.

SEMO answered with a 9-play, 65-yard drive capped by a 15-yard pass from CJ Ogbonna to Zack Smith to make it a 7-7 contest with 5:17 remaining in the first quarter.

SIU's offense, however, was simply too much for the Redhawks to handle.

The Salukis scored on four of their first five possessions of the game and led, 28-7, at the half.

SIU widened its lead to 38-7 in the third quarter before Mike Matthews intercepted Baker and ran 10 yards to the end zone at the 6:16 mark of the third quarter. It was the second pick of Matthews' career.

Garrett Todd hauled in the first touchdown reception of his career on a 6-yard pass from Christian Perez for SEMO's final scoring play with 1:44 to go in the fourth period.

Baker completed 25-of-34 passes and SIU outgained the Redhawks, 553-243. Cox paved the way with 187 receiving yards on five catches.

Ogbonna, in his first career NCAA Division I start, threw for 47 yards on 9-of-19 passes and ran for 10 yards on eight carries. Perez threw his first career touchdown pass and finished with 54 yards on 4-of-6 attempts.

Hess averaged 5.8 yards per carry on 18 touches. It was the fourth 100-yard game of his career. Additionally, Zion Custis returned four kickoffs for 123 yards.

SEMO was penalized 15 times for 133 yards.

The Redhawks and Salukis played in front of a limited attendance sellout crowd of 4,075 after a recent structural assessment revealed Houck Field's south grandstand structure has surpassed its lifespan. As a result, the decision was made to cease the use of the south grandstand and main press box areas.

Score by Quarters	1	2	3	4	OT	Score	
#7 Southern Illinois	14	14	10	9	-	47	Record: 1-0
Southeast Missouri	7	0	7	7	-	21	Record: 0-1

Scoring Summary

1st	10:35	SIU	Cox 99 yd pass from Baker (Gualdoni kick)
	5:17	SEMO	Smith 15 yd pass from Ogbonna (Pippin kick)
	2:31	SIU	Daniel 16 yd pass from Baker (Gualdoni kick)
2nd	12:32	SIU	Hartrup 12 yd pass from Baker (Gualdoni kick)
	5:29	SIU	Strong 22 yd run (Gualdoni kick)
3rd	12:48	SIU	Gualdoni 28 yd field goal
	8:09	SIU	Williams 1 yd run (Gualdoni kick)
	6:16	SEMO	Matthews 10 yd interception return (Harpenau kick)
4th	13:09	SIU	Lenoir 13 yd pass from Baker (Gualdoni kick)
	10:47	SIU	Gualdoni 25 yd field goal
	1:44	SEMO	Todd 6 yd pass from Perez (Pippin kick)

	SIU	SEMO
First Downs	26	13
Rushes-Yards (Net)	32-93	35-142
Passing Yards (Net)	460	101
Passes Comp-Att-Int	25-39-2	13-25-0
Total Offense Plays-Yards	553	243
Fumble Returns-Yards-TD	1-2-0	0-0-0
Punt Returns-Yards-TD	1-1-0	1--1-0
Kickoff Returns-Yards-TD	2-39-0	4-123-0
Interceptions-Yards-TD	0-0-0	2-18-1
Punts (Number-Avg)	3-40.0	10-41.7
Fumbles-Lost	0-0	2-2
Penalties-Yards	6-70	15-133
Possession Time	28:19	31:41
Third-Down Conversions	3-11	4-15
Fourth-Down Conversions	0-0	0-0
Red-Zone Scores-Chances	6-7	2-2
Sacks By: Number-Yards	4-12	1-9

Game

1



Rushing (Att.-Yds.-TD): SEMO - Strong, Justin 11-61-1; Williams, J. 11-29-1; Hartrup, Izaia 1-5-0; Cox, D'Ante 1-3-0; Baker, Nic 3--1-0; Williams, Tony 3--2-0; TEAM 2--2-0. SEMO - Hess, Geno 18-104-0; Custis, Zion 6-25-0; Ogbonna, CJ 8-10-0; Rucker, Shamenski 1-2-0; Perez, Christian 2-1-0.

Passing (C-A-I-TD-Yds.): SIU - Baker, Nic 25-34-1-4-460; Norton, Stone 0-4-1-0-0; Williams, J. 0-1-0-0-0. SEMO - Ogbonna, CJ 9-19-0-1-47; Perez, Christian 4-6-0-1-54.

Receiving (No.-Yds.-TD): SIU - Hartrup, Izaia 6-72-1; Cox, Avante 5-187-1; Daniel, Tyce 5-62-1; Lenoir, Landon 4-79-1; Rollins, Jerron 1-24-0; Williams, J. 1-19-0; Strong, Justin 1-7-0; Cox, D'Ante 1-5-0; Steward, Cole 1-5-0. SEMO - Alston, Aaron 3-36-0; Smith, Zack 3-21-2; Jester, Terrell 2-28-0; Todd, Garrett 1-6-1; Hess, Geno 1-6-0; Roberts, Wesley 1-2-0; King, Johnny 1-2-0; Weidemann, Will 1-0-0.

Leading Tacklers: SIU - Notree, Bryce 9. SEMO - Mincey, Brandon - 9.





2021 SOUTHEAST MISSOURI FOOTBALL NOTES

MURRAY STATE // OCT. 16

Southeast Missouri 14 #1 Sam Houston 52

Sept. 11, 2021 • Bowers Stadium • Huntsville, Texas • Attendance: 7,728

HUNTSVILLE, Texas – #1 Sam

Houston used a 24-point second quarter and scored the final 38 points of the game in a 52-14 win over Southeast Missouri Saturday night at Bowers Stadium.

SEMO gave reigning Football Championship National Champion all it could handle early.

The Redhawks twice tied the Bearkats in the first half.

Aaron Alston made a bobbling catch along the near sideline and ran to the end zone on a 43-yard pass play to make it a 7-7 game with 6:33 remaining in the first quarter. The touchdown was Alston's first of the season and fifth of his career.

Keandre Booker later picked off Eric Schmid and ran 31 yards to the SHSU 2-yard line setting up the Redhawks next score, a 1-yard touchdown run by Geno Hess. Hess, who led the FCS in rushing touchdowns last season, brought the contest to a 14-14 deadlock at the 11:01 mark of the second period.

After that, the Bearkats responded with 38 unanswered points to put the game out of reach.

Ramon Jefferson broke free for a 70-yard touchdown run and Jaylen Thomas intercepted a pass off the hands of SEMO running back Zion Custis and dashed 49 yards to the end zone. A 50-yard field goal by Seth Morgan gave the Bearkats a 31-14 advantage at the half.

SEMO, which was shutout in the second half, had some nice plays on special teams.

The Redhawks opened the second half with a perfectly executed onside kick. Adam Krause kicked and then recovered the ball at SEMO's 47-yard line.

Then, on a fourth-and-8, Zach Haynes completed a 35-yard pass to Will Weidemann on a faked punt to give SEMO a first down at the

Bearkats 23-yard line. SEMO, however, came up empty on each of its drives following those plays.

SHSU finished with 561 total yards to SEMO's 306. The Bearkats picked up 297 yards on the ground.

Jefferson ran for a game-high 153 yards and two touchdowns on 11 carries, while Eric Schmid completed 16-of-28 passes for 243 yards and three touchdowns to lead the Bearkats.

CJ Ogbonna threw for 168 yards and a touchdown on 13-of-27 passes, and Hess ran for 42 yards and his first touchdown of the season on 15 attempts to pace the Redhawks.

Defensively, SEMO had two takeaways. Freshman Bryce Norman from nearby Jackson collected eight tackles and Jacob Morrissey followed with six stops and a game-high two sacks in his first start of the season at middle linebacker.

Trevor Williams posted 12 tackles for SHSU.

The Redhawks fell to 0-5 all-time against #1 ranked teams.

Score by Quarters	1	2	3	4	OT	Score
Southeast Missouri	7	7	0	0	-	14
#1 Sam Houston State	7	24	14	7	-	52

Record: 0-2
Record: 2-0

Scoring Summary

1st	10:00	SHSU	Jefferson 1 yd run (Morgan kick)
	6:33	SEMO	Alston 43 yd pass from Ogbonna (Doak kick)
2nd	13:40	SHSU	Chrest 6 yd pass from Schmid (Morgan kick)
	11:01	SEMO	Hess 1 yd run (Doak kick)
	3:25	SHSU	Jefferson 70 yd run (Morgan kick)
	1:11	SHSU	Thomas 49 yd interception return (Morgan kick)
	0:08	SHSU	Morgan 50 yd field goal
3rd	11:38	SHSU	Pannell 77 yd run (Morgan kick)
	2:15	SHSU	Adeyi 3 yd pass from Schmid (Morgan kick)
4th	11:16	SHSU	Harvin 42 yd pass from Schmid (Morgan kick)

Game

Game

2



	SEMO	SHSU
First Downs	13	26
Rushes-Yards (Net)	35-103	40-297
Passing Yards (Net)	203	264
Passes Comp-Att-Int	14-31-1	18-30-1
Total Offense Plays-Yards	306	561
Fumble Returns-Yards-TD	0-0-0	0-0-0
Punt Returns-Yards-TD	0-0-0	1-0-0
Kickoff Returns-Yards-TD	5-95-0	1-27-0
Interceptions-Yards-TD	1-31-0	1-49-1
Punts (Number-Avg)	9-39.3	3-37.7
Fumbles-Lost	0-0	1-1
Penalties-Yards	6-62	6-46
Possession Time	30:14	29:46
Third-Down Conversions	4-17	6-12
Fourth-Down Conversions	2-2	0-1
Red-Zone Scores-Chances	1-1	3-4
Sacks By: Number-Yards	2-22	2-11

Rushing (Att.-Yds.-TD): SEMO - Hess, Geno 15-42-1; Rucker, Shamenski 3-24-0; Custis, Zion 8-23-0; Ogbonna, CJ 7-9-0; Williams, Jalyen 7-9-0. SHSU - Jefferson, Ramon 11-153-2; Pannell, Trapper 1-77-1; Smith, Noah 11-61-0; Hrbacek, Zach 7-22-0; Stephens, W. 3-2-0; Jackson, Kyran 1-2-0; Shoemaker, Keegan 1-3-0; Schmid, Eric 5-13-0.

Passing (C-A-I-TD-Yds.): SEMO - Ogbonna, CJ 13-27-1-1-168; Williams, Jalyen 0-2-0-0-0; Haynes, Zach 1-1-0-0-35; Perez, Christian 0-1-0-0-0. SHSU - Schmid, Eric 16-28-1-3-243; Shoemaker, Keegan 2-2-0-0-21.

Receiving (No.-Yds.-TD): SEMO - Custis, Zion 4-11-0; Alston, Aaron 3-63-1; Jester, Terrell 3-36-0; Palmer, Rashaan 2-34-0; Weidemann, Will 1-35-0; King, Johnny 1-24-0. SHSU - Chrest, Cody 6-72-1; Harvin, Chandler 4-72-1; Adeyi, Ife 3-22-1; Williams, Tony 2-43-0; Kainer, Jacob 1-36-0; Schley, Isaac 1-14-0; Godwin, Rowdy 1-5-0.

Leading Tacklers: SEMO - Norman, Bryce 8. SHSU - Williams, Trevor 12.





Southeast Missouri 28 Missouri 59

Sept. 18, 2021 • Memorial Stadium • Columbia, Mo. • Attendance: 46,598

COLUMBIA, Mo. – Southeast Missouri outscored Southeastern Conference member Missouri in the second half during a 59-28 loss at Memorial Stadium/Faurot Field.

Down, 38-0, at halftime, SEMO finished with a strong second half outscoring the Tigers, 28-21, in the final 30 minutes of play.

The Redhawks, who never made it to Missouri's side of the field in the first half, scored four rushing touchdowns the rest of the way.

A pair of firsts highlighted those scores.

CJ Ogbonna completed a 9-yard pass to Will Weidemann and SEMO made it into Missouri territory for the first time getting to the Tigers 39. Five plays later, Geno Hess ran for a 4-yard touchdown, SEMO's first TD in its entire five-game series against Missouri. The rushing touchdown was the 20th of Hess' career.

Shamenski Rucker then scored the first touchdown of his career on an 18-yard rush early in the fourth quarter. Rucker's score cut Missouri's lead to 52-14 with 13:14 left to play.

Rucker later hit paydirt again, this time on a 2-yard run, capping SEMO's second drive over 80 yards. That made it a 52-21 game with 5:00 to go.

On the first play of SEMO's final drive of the game Charleston native Q'Nairies Anderson ripped off a 75-yard touchdown run for the first points of his career. Anderson tied the 10th-longest rushing play in program history. It was also the longest offensive play for the Redhawks in three games this season.

Missouri racked up 258 yards in a 21-point first quarter to set the tone early.

The Tigers scored on all six of their possessions in the first half.

Tyler Badie scored three touchdowns, including the game's first on a 49-yard run to give Missouri

a 7-0 lead with 12:16 left in the first quarter.

Badie scored again in the first quarter on an 11-yard pass from Connor Bazalak and hit paydirt on a 1-yard run just before halftime. Bazalak threw a 46-yard touchdown pass to D'ionte Smith and Harrison Mevis kicked a 43-yard field goal lifting the Tigers to a comfortable 38-0 lead at the intermission.

Missouri finished with 458 yards and held SEMO to only 69 total yards in the opening half.

The Tigers posted 675 total yards to the Redhawks' 373. SEMO, however, outrushed Missouri, 294-235.

Bazalak completed 21-of-30 passes for 346 yards and three touchdowns to lead Missouri. Four different receivers caught a touchdown pass for the Tigers, as well.

Quarterback CJ Ogbonna fell just four yards shy of rushing for 100 yards. Ogbonna gained 96 yards on 12 carries and completed 7-of-14 passes for 53 yards.

Rucker's two touchdowns marked a career-high.

Defensively, Tyler Nelome recorded a career-best 10 tackles as SEMO's first to finish with double-digit tackles in a game this year.

The Redhawks 28 points tie the most against any Football Bowl Subdivision opponent under Matukewicz.

Score by Quarters	1	2	3	4	OT	Score	
Southeast Missouri	0	0	7	21	-	28	Record: 0-3
Missouri	21	17	14	7	-	59	Record: 2-1

Scoring Summary

1st	12:16	MIZZOU	Badie 49 yd run (Mevis kick)
	6:50	MIZZOU	Badie 11 yd pass from Bazalak (Mevis kick)
	3:10	MIZZOU	Smith 46 yd pass from Bazalak (Mevis kick)
2nd	12:41	MIZZOU	Mevis 43 yd field goal
	8:32	MIZZOU	Luper 52 yd pass from Bazalak (Mevis kick)
	0:13	MIZZOU	Badie 1 yd run (Mevis kick)
3rd	6:55	MIZZOU	Yount 3 yd pass from Cook (Mevis kick)
	2:54	SEMO	Hess 4 yd run (Doak kick)
	1:45	MIZZOU	Hester 65 yd pass from Macon (Mevis kick)
4th	13:14	SEMO	Rucker 18 yd run (Doak kick)
	5:00	SEMO	Rucker 2 yd run (Doak kick)
	2:00	MIZZOU	Cox 55 yd run (Mevis kick)
	1:42	SEMO	Anderson 75 yd run (Doak kick)

	SEMO	MIZZOU
First Downs	19	26
Rushes-Yards (Net)	35-294	34-235
Passing Yards (Net)	79	440
Passes Comp-Att-Int	8-15-1	28-38-0
Total Offense Plays-Yards	50-373	72-675
Fumble Returns-Yards-TD	0-0-0	0-0-0
Punt Returns-Yards-TD	1-8-0	1-0-0
Kickoff Returns-Yards-TD	1-11-0	3-39-0
Interceptions-Yards-TD	0-0-0	1-0-0
Punts (Number-Avg)	5-46.4	1-48.0
Fumbles-Lost	0-0	0-0
Penalties-Yards	2-25	5-55
Possession Time	27:21	32:39
Third-Down Conversions	4-9	10-14
Fourth-Down Conversions	0-0	2-2
Red-Zone Scores-Chances	3-3	3-3
Sacks By: Number-Yards	0-0	1-3

Game

3



Rushing (Att.-Yds.-TD): SEMO - Ogbonna, CJ 12-96-0; Anderson, Q'Nairies 1-75-1; Hess, Geno 13-50-1; Rucker, Shamenski 7-48-2; Williams, Jalyn 2-25-0. MIZZOU - Badie, Tyler 9-81-2; Cox, Michael 5-77-1; Young, Elijah 12-46-0; Harris, BJ 5-17-0; Lovett, Dominic 1-8-0; Cooper, Mookie 1-6-0; Downing, Dawson 1-0-0.

Passing (C-A-I-TD-Yds.): SEMO - Ogbonna, CJ 7-14-1-0-53; Williams, Jalyn 1-1-0-0-26. MIZZOU - Bazalak, Connor 21-30-0-3-346; Cook, Brady 4-4-0-1-25; Macon, Tyler 3-4-0-1-69.

Receiving (No.-Yds.-TD): SEMO - Hess, Geno 2-31-0; Weidemann, Will 2-13-0; Jester, Terrell 1-16-0; Roberts, Wesley 1-9-0; Holten, Jake 1-6-0; King, Johnny 1-4-0. MIZZOU - Chism, Keke 5-50-0; Lovett, Dominic 4-79-0; Cooper, Mookie 4-64-0; Yount, Elijah 3-11-1; Hester, JJ 2-79-1; Luper, Chance 2-60-0; Badie, Tyler 2-14-1; Banister, Barret 2-5-0; Smith, D'ionte 1-46-1; Parker, Daniel 1-17-0; Swinson, Messiah 1-10-0; Wilson, Micah 1-5-0.

Leading Tacklers: SEMO - Nelome, Tyler 10. MIZZOU - Williams, Jalani 5.





2021 SOUTHEAST MISSOURI FOOTBALL NOTES

MURRAY STATE // OCT. 16

Tennessee State 14 Southeast Missouri 47

Sept. 25, 2021 • Houck Field • Cape Girardeau, Mo. • Attendance: 3,896

CAPE GIRARDEAU, Mo. – Geno Hess ran for a career-high 205 yards and three touchdowns to lead a vicious rushing attack as Southeast Missouri picked up its first win of the season, a 47-14 victory over Tennessee State.

SEMO handed former NFL legend Eddie George the first Ohio Valley Conference loss of his head coaching career.

The Redhawks dominated the ground game, outrushing the Tigers, 380-14.

A native of Peoria, Illinois, Hess became the first Redhawk to rush over 200 yards in a game since Marquis Terry finished with 202 vs. Dayton in 2018.

Kenny Doak accounted for a total of 17 points for the Redhawks as he didn't miss a kick the entire game. Doak was a perfect 4-of-4 in field goals and 5-of-5 in extra points. His 17 points are a new career-high.

SEMO held TSU under 100 total yards in the first half and used three field goals by Doak to help build a 16-0 halftime lead.

The Tigers punted on each of their five drives in the game's opening 30 minutes and were off the field in three plays on three occasions.

Doak scored the first points of the contest when he split the uprights with a 33-yard field goal to put the Redhawks ahead, 3-0, with 9:33 left to play in the first quarter. Doak's first kick was set up with the help of a 25-yard run by Hess and 14-yard completion from CJ Ogbonna to Johnny King.

SEMO tacked on 13 more points in the second quarter.

Hess polished off an 8-play, 53-yard march just 41 seconds in to the period.

Doak then connected from 40 and 39 yards out to complete SEMO's first-half scoring.

SEMO picked up 266 yards of total offense and outrushed TSU, 122-5, in

the first half alone.

The Redhawks continued to have their way with the Tigers in the second half.

Hess scored two more rushing touchdowns on runs of 63 and eight yards, respectively. His second of those scores extended SEMO's lead to 33-6 with a minute remaining in the third quarter.

Shamenski Rucker and Will Weidemann each found the end zone in the final period. Rucker scored on a 3-yard run and Weidemann caught a 6-yard touchdown pass from Ogbonna. The touchdown was the first of Weidemann's career.

SEMO racked up 607 total yards, its first game with over 600 yards of total offense in an OVC game since it posted 692 at Tennessee Tech on Oct. 6, 2018. The Redhawks 47 points were their most in a home league opener since they put up 51 vs. then-OVC member Samford on the exact same date 17 years ago (Sept. 25, 2004).

Hess averaged 8.2 yards per touch on 25 attempts.

Meanwhile, Ogbonna threw for 227 yards and a touchdown on 14-of-23 passes. He ran for 48 yards, as well. Ogbonna threw completions to eight different receivers. Rashaan Palmer paved the way with three catches for 85 yards.

Jackson native Bryce Norman and Cape Girardeau local Dony'e Taylor led the Redhawks with six tackles apiece. Norman also forced a fumble and added one tackle for loss. It was the second time in four games where Norman finished as SEMO's top tackler.

Additionally, SEMO recorded two sacks and Ty Leonard had an interception.

Score by Quarters	1	2	3	4	OT	Score
Tennessee State	0	0	6	8	-	14
Southeast Missouri	3	13	17	14	-	47

Record: 1-3, 0-1 OVC
Record: 1-3, 1-0 OVC

Scoring Summary

1st	9:33	SEMO	Doak 33 yd field goal
2nd	14:19	SEMO	Hess 2 yd run (Doak kick)
	7:52	SEMO	Doak 40 yd field goal
	0:17	SEMO	Doak 39 yd field goal
3rd	13:21	SEMO	Hess 63 yd run (Doak kick)
	13:05	TSU	Johnson 90 yd kickoff return (Zita kick failed)
	8:24	SEMO	Doak 45 yd field goal
	1:00	SEMO	Hess 8 yd run (Doak kick)
4th	12:43	TSU	Perry 2 yd pass from Hickbottom (Perry pass from Hickbottom)
	11:56	SEMO	Rucker 3 yd run (Doak kick)
	6:54	SEMO	Weidemann 6 yd pass from Ogbonna (Doak kick)

Game 4

	TSU	SEMO
First Downs	11	28
Rushes-Yards (Net)	22-14	58-380
Passing Yards (Net)	252	227
Passes Comp-Att-Int	17-31-1	14-23-1
Total Offense Plays-Yards	53-266	81-607
Fumble Returns-Yards-TD	0-0-0	0-0-0
Punt Returns-Yards-TD	0-0-0	5-41-0
Kickoff Returns-Yards-TD	9-197-1	2-62-0
Interceptions-Yards-TD	1-10-0	1-4-0
Punts (Number-Avg)	7-34.9	3-33.7
Fumbles-Lost	2-1	1-0
Penalties-Yards	10-76	6-54
Possession Time	22:36	37:24
Third-Down Conversions	1-11	4-13
Fourth-Down Conversions	1-3	1-1
Red-Zone Scores-Chances	1-3	6-6
Sacks By: Number-Yards	0-0	2-14

Game 4



Rushing (Att.-Yds.-TD): TSU - Starling, Devon 14-34-0; Bryant, Deveon 1-0-0; Rouse, Jalen 1-1-0; TEAM 1-1-0; Johnson, Dayron 1-8-0; Hickbottom, G. 4--10-0. SEMO - Hess, Geno 25-205-3; Rucker, Shamenski 11-73-1; Ogbonna, CJ 16-48-0; Williams, Jalyn 3-33-0; Anderson, Q'Nairies 3-21-0.

Passing (C-A-I-TD-Yds.): TSU - Hickbottom, G. 17-31-1-252. SEMO - Ogbonna, CJ 14-23-1-227.

Receiving (No.-Yds.-TD): TSU - Thornton, Zaire 3-95-0; Trueheart, Josh 3-30-0; Perry, Vincent 3-14-1; Rouse, Jalen 2-31-0; Wyche, Cam 2-16-0; Starling, Devon 2-10-0; Johnson, Dayron 1-41-0; Rahman, Rodell 1-15-0. SEMO - Palmer, Rashaan 3-85-0; King, Johnny 2-51-0; Roberts, Wesley 2-36-0; Weidemann, Will 2-10-1; Holten, Jake 2-9-0; Hess, Geno 1-27-0; Strauss, Caleb 1-7-0; Rucker, Shamenski 1-2-0.

Leading Tacklers: TSU - Bryant, Jahsun 14. SEMO - Norman, Bryce 6; Taylor, Dony'e 6.



2021 SOUTHEAST MISSOURI FOOTBALL NOTES

MURRAY STATE // OCT. 16



Southeast Missouri 17 Tennessee Tech 28

Oct. 2, 2021 • Tucker Stadium • Cookeville, Tenn. • Attendance: 3,655

COOKEVILLE, Tenn. – Tennessee Tech scored 28 second-half points to come-from-behind and beat Southeast Missouri, 28-17, at Tucker Stadium.

TTU snapped a five-game losing streak with its first victory of the season. The Golden Eagles also ended a four-game skid in their series against the Redhawks.

Down 10-0 at halftime, TTU scored 14 points in each of the last two quarters to get by the Redhawks.

Jason Baker intercepted C.J. Ogbonna's pass and ran to SEMO's 25-yard line. On the next play, Willie Miller threw a 25-yard touchdown pass to Quinton Cross and just like that, TTU was within three (10-7) with 10:12 remaining in the third quarter.

TTU put together 80-plus yard scoring drives twice to open a double-digit lead.

Miller tossed his second touchdown pass, this time a 28-yarder to Ashton Maples. Maples' go-ahead touchdown came with 2:55 left in the third quarter and finished off an 8-play, 89-yard march.

After a 52-yard punt by Zach Haynes was downed at TTU's 4-yard line, the Golden Eagles covered 96 yards in 14 plays. David Gist's 3-yard touchdown run stretched TTU's lead to 21-10 at the 8:45 mark in the fourth quarter.

A 35-yard run by Miller helped set up the game's final score, a 2-yard run by Gist that made it 28-10 in favor of the Golden Eagles with 3:44 to play.

It was a tale of two halves for SEMO, which outgained TTU, 149-27, in the first 30 minutes. After that, the Redhawks struggled to get anything going offensively the rest of the way.

SEMO was strong again defensively from the start and had a pair of takeaways on sacks with Omar-drick Douglas and Jackson native Bryce Norman each forcing a

fumble. Norman's first career sack came during his first career start at linebacker.

After a scoreless first quarter, SEMO scored the game's first touchdown when Geno Hess leaped over the goal line on a fourth-and-1. Hess' score capped a 13-play, 78-yard march that chewed up 5:48 giving the Redhawks a 7-0 advantage a minute into the second quarter.

Quarterback Jalyn Williams led SEMO downfield completing 4-of-4 passes for 43 yards and rushing for 20 more along the way.

Norman dropped Drew Martin for a loss of eight yards and Izeal Terrell recovered the loose ball at TTU's 23-yard line. Four plays later, Kenny Doak made a 22-yard field goal to push SEMO's lead to 10-0 at the half.

Williams threw his first career touchdown pass for seven yards to Johnny King with 47 seconds on the clock.

TTU registered 298 yards of total offense and 192 on the ground in its decisive second half. The Golden Eagles' 187-yard surge came after they had just -5 rushing yards in the first two quarters.

Williams threw for 119 yards and a touchdown on 12-of-26 passes, and ran for 37 yards on 14 carries. Hess finished with 69 yards and scored the 24th rushing touchdown of his career. He moved to 10th on SEMO's all-time career rushing list with 1,775 yards.

Mincey and Norman paced SEMO's defense with seven tackles apiece. Norman added a sack, two tackles for loss, forced fumble and one quarterback hurry, as well.

Additionally, the Redhawks recorded a takeaway in their 19th-straight game dating back to the 2019 campaign.

Score by Quarters	1	2	3	4	OT	Score	
Southeast Missouri	0	10	0	7	-	17	Record: 1-4, 1-1 OVC
Tennessee Tech	0	0	14	14	-	28	Record: 1-4, 1-1 OVC

Scoring Summary

2nd	14:00	SEMO	Hess 1 yd run (Doak kick)
	0:48	SEMO	Doak 22 yd field goal
3rd	10:12	TTU	Cross 25 yd pass from Miller (Olsen kick)
	2:55	TTU	Maples 28 yd pass from Miller (Olsen kick)
4th	8:45	TTU	Gist 3 yd run (Olsen kick)
	3:44	TTU	Gist 2 yd run (Olsen kick)
	0:47	SEMO	Kint 7 yd pass from Williams (Doak kick)

	SEMO	TTU
First Downs	16	20
Rushes-Yards (Net)	38-126	41-192
Passing Yards (Net)	145	106
Passes Comp-Att-Int	17-40-1	10-18-0
Total Offense Plays-Yards	78-271	59-298
Fumble Returns-Yards-TD	1-7-0	0-0-0
Punt Returns-Yards-TD	0-0-0	3-27-0
Kickoff Returns-Yards-TD	3-67-0	1-19-0
Interceptions-Yards-TD	0-0-0	1-15-0
Punts (Number-Avg)	7-37.3	6-29.5
Fumbles-Lost	0-0	4-2
Penalties-Yards	4-45	1-16
Possession Time	28:59	31:01
Third-Down Conversions	5-19	2-9
Fourth-Down Conversions	2-4	0-0
Red-Zone Scores-Chances	3-3	2-2
Sacks By: Number-Yards	2-17	4-26

Game

5



Rushing (Att.-Yds.-TD): SEMO - Hess, Geno 16-69-1; Williams, Jalyn 14-37-0; Ogbonna, CJ 4-11-0; Rucker, Shamenski 4-9-0. TTU - Gist, David 25-133-2; Miller, Willie 10-65-0; Brown, Jordan 3-25-0; TEAM 1--2-0; Martin, Drew 2--29-0.

Passing (C-A-I-TD-Yds.): SEMO - Williams, Jalyn 12-26-0-1-119; Ogbonna, CJ 5-14-1-0-26. TTU - Martin, Drew 5-9-0-0-32; Miller, Willie 5-9-0-2-74.

Receiving (No.-Yds.-TD): SEMO - Jester, Terrell 6-48-0; King, Johnny 5-54-1; Holten, Jake 3-23-0; Todd, Garrett 1-9-0; Weidemann, Will 1-6-0; Palmer, Rashaan 1-5-0. TTU - Cross, Quinton 3-38-1; Gist, David 3-11-0; Maples, Ashton 1-28-1; Brown, Jordan 1-12-0; Barnhart, Hunter 1-12-0; Moyers, D.J. 1-5-0.

Leading Tacklers: SEMO - Norman, Bryce 7; Mincey, Brandon 7. TTU - Reliford, Josh 11.





2021 SOUTHEAST MISSOURI FOOTBALL NOTES

MURRAY STATE // OCT. 16

Southeast Missouri 30 Austin Peay 14

Oct. 9, 2021 • Fortera Field • Clarksville, Tenn. • Attendance: 6,729

CLARKSVILLE, Tenn. – Southeast Missouri had a season-high six takeaways and Geno Hess ran for 116 yards and three touchdowns in a commanding 30-14 win over Austin Peay.

SEMO never trailed en route to claiming its first road win of the season.

The Redhawks, who recorded a takeaway in 20-consecutive games dating back to 2019, forced multiple turnovers for the fifth time in six contests this year.

SEMO's defense seized momentum early when it came up with two of those in a quick 1:42 during the first quarter.

APSU return man Baniko Hartley muffed a punt and Jacob Morrissey recovered at the Governors' 12-yard line. Three plays later, Kenny Doak kicked a 27-yard field goal to give the Redhawks a 3-0 advantage.

On the game's ensuing possession, freshman Bryce Norman forced his team-high third fumble of the season when he hit running back Ahmaad Tanner. Austin Carter recovered the ball at the APSU 24.

After completing a 10-yard pass on a third-and-6, CJ Ogbonna hooked up with Johnny King for an 8-yard strike. Doak's extra point was blocked and the Redhawks led, 9-0, with 7:31 to go in the opening period.

The Governors responded with a 12-play, 85-yard drive capped by a 5-yard run by Tanner. Draylen Ellis converted the 2-point conversion with a pass to Harley pulling APSU within a point at 9-8.

SEMO closed out the first half with a nice 16-play, 78-yard march that culminated with a 2-yard touchdown run by Hess. Hess' touchdown came on fourth down and extended the Redhawks lead to 16-8 at the half.

On the second play of APSU's opening drive of the second half,

Dony'e Taylor intercepted Ellis and returned his first career pick 39 yards to the Governors' 19. Hess found the end zone for the second time on a 5-yard run to stretch SEMO's lead to 23-8 at the 11:42 mark of the third quarter.

APSU answered quickly less than a minute later when Tanner ripped off a 53-yard run to trim SEMO's lead to 23-14 with 10:43 remaining.

The Redhawks used five-straight third-down conversions to fuel its next scoring drive that consumed 8:44. Hess scored his third rushing touchdown on a 2-yard plunge to polish off the 17-play, 75-yard drive as SEMO pulled ahead, 30-14, with just under two minutes in the third quarter.

Hess carried the ball 28 times and averaged 4.1 yards per touch. He now has nine rushing touchdowns, three shy of his Football Championship Subdivision leading 12 last season. The 100-yard performance marked the sixth of Hess' career and third in 2021.

In his return, Zack Smith paved the way with five receptions for 53 yards. Smith missed four games with a foot injury.

Ty Leonard led SEMO's swarming defense with nine tackles and one interception. Cape Girardeau product Taylor added an interception and one fumble recovery, while Brandon Mincey had six tackles and a pick. William McCall, in his first career start turned in eight tackles and Norman finished with six.

The Redhawks started five of their drives inside APSU territory thanks to the outstanding play from their defense.

Score by Quarters	1	2	3	4	OT	Score
Southeast Missouri	9	7	14	0	-	30
Austin Peay	8	0	6	0	-	14

Record: 2-4, 2-1 OVC
Record: 2-4, 0-1 OVC

Scoring Summary

1st	9:49	SEMO	Doak 27 yd field goal
	7:31	SEMO	King 8 yd pass from Ogbonna (Doak kick blocked)
	0:10	APSU	Tanner 5 yd run (Goodman rush)
2nd	7:27	SEMO	Hess 2 yd run (Doak kick)
3rd	11:42	SEMO	Hess 5 yd run (Doak kick)
	10:43	APSU	Tanner 53 yd run (Minter pass failed)
	1:59	SEMO	Hess 2 yd run (Doak kick)

	SEMO	APSU
First Downs	16	19
Rushes-Yards (Net)	56-197	26-137
Passing Yards (Net)	93	259
Passes Comp-Att-Int	10-23-1	28-53-3
Total Offense Plays-Yards	79-290	79-396
Fumble Returns-Yards-TD	1-0-0	0-0-0
Punt Returns-Yards-TD	2-15-0	1-1-0
Kickoff Returns-Yards-TD	2-40-0	1-13-0
Interceptions-Yards-TD	3-66-0	1-0-0
Punts (Number-Avg)	6-40.8	3-37.3
Fumbles-Lost	2-1	3-3
Penalties-Yards	5-35	8-42
Possession Time	37:16	22:44
Third-Down Conversions	8-19	8-18
Fourth-Down Conversions	1-1	2-6
Red-Zone Scores-Chances	5-5	1-1
Sacks By: Number-Yards	1-8	1-11

Game

6



Rushing (Att.-Yds.-TD): SEMO - Hess, Geno 28-116-3; Williams, Jalyn 13-54-0; Rucker, Shamenski 9-29-0; Ogbonna, CJ 4-6-0; TEAM 2--8-0. APSU - Tanner, Ahmaad 12-63-2; Snead, Brian 9-56-0; Ellis, Draylen 5-18-0.

Passing (C-A-I-TD-Yds.): SEMO - Williams, Jalyn 7-14-0-0-68; Ogbonna, CJ 3-9-1-1-25. APSU - Ellis, Draylen 28-53-3-0-259.

Receiving (No.-Yds.-TD): SEMO - Smith, Zack 5-53-0; King, Johnny 4-34-1; Palmer, Rashaan 1-6-0. APSU - Render, D.J. 11-89-0; Harley, Baniko 8-86-0; Pollard, Geordon 3-38-0; Minter, Eugene 3-28-0; McCray, Drae 2-18-0; Goodman, Trey 1-0-0.

Leading Tacklers: SEMO - Leonard, Ty 9. APSU - Jackson, Kordell 12.

