



## 2020-21 SOUTHEAST MISSOURI BASKETBALL

Game  
**14**



### Schedule

#### November (1-0)

28 at Kansas City ! W, 71-66

#### December (1-6, 0-2 OVC)

2 **Southern Illinois** <sup>ESPN+</sup> **L, 79-87** <sup>OT</sup>  
 7 **Lipscomb** <sup>ESPN+</sup> **W, 82-77**  
 9 at Lipscomb <sup>ESPN+</sup> L, 74-80 <sup>OT</sup>  
 15 at Evansville <sup>ESPN3</sup> L, 63-66 <sup>OT</sup>  
 18 **UT Martin\*** <sup>ESPN+</sup> **L, 67-69**  
 22 at Indiana State <sup>ESPN3</sup> L, 66-72  
 30 at Tennessee Tech\* <sup>ESPN+</sup> L, 63-72

#### January (2-3, 2-3 OVC)

2 **Tennessee State\*** <sup>ESPN+</sup> **W, 83-79** <sup>2OT</sup>  
 7 at Belmont\* <sup>ESPN+</sup> L, 66-77  
 16 **Morehead State\*** <sup>ESPN+</sup> **L, 50-64**  
 19 at Tennessee State\* <sup>ESPN+</sup> W, 63-59  
 21 at Morehead State\* <sup>ESPN3</sup> L, 65-76  
 23 at Eastern Kentucky\* <sup>ESPN+</sup> Postponed  
 26 at UT Martin\* <sup>ESPN+</sup> 8 p.m.  
 28 **SIU Edwardsville\*** <sup>ESPN+</sup> **8 p.m.**  
 30 **Eastern Illinois\*** <sup>ESPN+</sup> **5 p.m.**

#### February

1 **Murray State\*** <sup>ESPN+</sup> **6 p.m.**  
 4 **Tennessee Tech\*** <sup>ESPN+</sup> **8 p.m.**  
 6 **Jacksonville State\*** <sup>ESPN+</sup> **4 p.m.**  
 11 at Murray State\* <sup>ESPN+</sup> 7:30 p.m.  
 13 at Austin Peay\* <sup>ESPN+</sup> 4 p.m.  
 16 **Austin Peay\*** <sup>ESPN+</sup> **6 p.m.**  
 18 **Eastern Kentucky\*** <sup>ESPN+</sup> **8 p.m.**  
 25 at Eastern Illinois\* <sup>ESPN+</sup> 7:30 p.m.  
 27 at SIU Edwardsville\* <sup>ESPN+</sup> 5 p.m.

#### March

3 OVC Tournament First Round Evansville, Ind.  
 4 OVC Tournament Quarterfinals Evansville, Ind.  
 5 OVC Tournament Semifinals Evansville, Ind.  
 6 OVC Championship Evansville, Ind.

All games are broadcast live on the radio at Real Rock 99.3 FM. All times Central and Subject to Change;  
 Home Games in Bold; \* - Denotes Ohio Valley Conference Game; ! - Negro League Baseball Museum Tip-Off Classic (Kansas City, Mo.)

### Southeast Missouri (4-9, 2-5) at UT Martin (3-9, 1-7)

#### Follow the Redhawks

**Radio**.....Real Rock 99.3 FM  
 (Erik Sean)  
**Video**.....ESPN+  
**Live Stats**.....UTMSports.com  
**Twitter**.....@SEMOMBB

**Date**.....Tuesday, January 26, 2021  
**Tip-Off**.....8 p.m., CT  
**Location**.....Martin, Tenn.  
**Arena**.....Elam Center (4,300)  
**Series**.....SEMO leads, 44-30  
**Last Meeting**.....UTM 69, SEMO 67  
 (Dec. 18, 2020 | Martin, Tenn.)

**Head Coaches**.....Brad Korn (4-9 overall,  
 4-9 at SEMO; 2-5 OVC). Montez Robinson  
 (1-9 overall; 1-9 at UTM).

#### Strategic Communications

Jeff Honza, Assistant Director of Athletics  
**Office Phone**.....(573) 651-2933  
**Mobile**.....(618) 528-1145  
**Email**.....redhawk1@me.com

#### Redhawks Head to UT Martin

Southeast Missouri (4-9, 2-5) closes out its two-game series with UT Martin (3-9, 1-7) Tuesday. Tip is set for 8 p.m., CT at the Elam Center.

#### Follow the Redhawks

Listen live on the radio at Real Rock 99.3 FM with Erik Sean handling the play-by-play. Watch on ESPN+. Live stats are available at UTMSports.com. Twitter updates provided @SEMOMBB.

#### Series History

The Redhawks lead the all-time series against their travel partner UT Martin, 44-30. UTM has won three of the last five meetings between the teams. The Skyhawks go for their second win over the Redhawks this season after beating SEMO on a last second shot Dec. 18 in Cape Girardeau.

#### COVID Rages On

Southeast Missouri's game at Eastern Kentucky, originally scheduled for Jan. 23, was postponed due to the Colonels COVID-19 protocols. SEMO has had six of its initially scheduled dates (Dec. 12, Jan. 9, Jan. 11, Jan. 14, Jan. 16, Jan. 23) affected by COVID protocols this season.

#### Current Road Stretch

Southeast Missouri continues its lengthy road trip Tuesday. SEMO is 1-1 in the current stretch after beating Tennessee State (63-59) for its first road victory of the year on Feb. 19 and dropping a 64-50 decision at Morehead State on Jan. 21. The Redhawks were supposed to play at Eastern Kentucky (Jan. 23), but that game was postponed due to the Colonels COVID-19 protocols.

#### About UT Martin

UT Martin enters Tuesday's contest on a nine-game losing streak. The Skyhawks have not won a game since they beat Southeast Missouri on a last second shot back in December. UTM is last in the Ohio Valley Conference in scoring defense (82.7 ppg) and field goal percentage defense (.505). The Skyhawks are also the best free throw shooting team with a .755 clip. Cameron Holden leads UTM with 17 points a game.

#### Last Time vs. UT Martin

Eden Holt made a baseline jumper with one second left to lift UT Martin to a 69-67 win over Southeast Missouri on Dec. 18 at the Show Me Center. Chris Harris, who had a career-high 23 points, tied the game at 67-67 on a 3-pointer with eight seconds left. Then, on the final possession of the game, Holt drove to his right and got off a jumper which dropped through the basket to give the Skyhawks an Ohio Valley Conference opening win.

#### Getting to the Free Throw Line

In its game at Morehead State (Jan. 21), Southeast Missouri shot 18-of-27 free throws, marking the sixth time this season it



**Southeast Missouri** or **SEMO** is the preferred reference for Southeast Missouri State University athletic teams. Southeastern Missouri State is not an acceptable reference.



had 27 or more free throw attempts. In the last five games alone, SEMO has shot a total of 139 free throws for an average of nearly 28 (27.8) per contest. In two games against Tennessee State, the Redhawks shot 86 free throws and matched a single-game program record with 40 makes in 51 attempts vs. the Tigers on Jan. 2. SEMO outscored its last five opponents by a combined 97-80 for a +17 margin at the free throw line.

### First Road Win

Southeast Missouri picked up its first true road victory of the Brad Korn era when it defeated Tennessee State, 63-59, in the only Ohio Valley Conference game played Tuesday. The Redhawks ended a 23-game losing streak in true road games. SEMO's last true road win came at Eastern Illinois (88-79) on Feb. 23, 2019.

### Season Sweep

With its 63-59 win on Jan. 19, Southeast Missouri completed a two-game sweep of Tennessee State this season. The Redhawks won both games by four points. SEMO defeated TSU, 83-79, in double overtime on Jan. 2 (Cape Girardeau) before winning in Nashville this week. It was the first time SEMO beat the Tigers twice in a season since 1998-99.

### Four Wins vs. NCAA Division I Foes

The Redhawks fourth win of the 2020-21 campaign came at Tennessee State on Jan. 4. Last year, Southeast Missouri had only five wins against NCAA Division I teams. Three of those victories were in Ohio Valley Conference play, while the other two were against Purdue Fort Wayne and Denver in non-league action.

### Nicholas Paces Redhawks

DQ Nicholas led Southeast Missouri with 17 points against Morehead State (Jan. 21). Nicholas shot 5-of-9 from the field, hit 4-of-7 free throws and tied a career-high with three 3-pointers made. It marked his sixth game scoring in double figures this year.

### Harris Sends Redhawks to Victory

Chris Harris led Southeast Missouri with 17 points and made two huge free throws with 14 seconds left against Tennessee State (Jan. 19). Harris made a career-high 10-of-12 free

throws and pulled up to bury a huge 3-pointer to make it a two-possession game with 2:28 on the clock after TSU pulled within three. It was Harris has a team-high 10 double-digit scoring games this season.

### Patterson Nets Season-Best

Manny Patterson gave the Redhawks some strong minutes off the bench at Tennessee State (Jan. 19). Patterson dropped in a season-high 10 points during his first double-digit scoring performance as a Redhawk. He shot 3-of-3 from the field and 4-of-6 at the free throw line. Patterson also had six rebounds and three blocks in 15 minutes.

### Nicholas For Three

DQ Nicholas made only three 3-pointers through his first 11 games this season, but has matched that number in each of his last two starts. Nicholas shot 54.5 percent (6-of-11) from beyond the arc going 3-of-6 at Tennessee State (Jan. 19) and 3-of-5 at Morehead State (Jan. 21).

### Redhawks Resume Play

Southeast Missouri's Department of Athletics paused men's basketball activities due to COVID-19 protocols on Jan. 8. As a result, SEMO did not play its originally scheduled Ohio Valley Conference games at Tennessee State (Jan. 9) and UT Martin (Jan. 11). The Redhawks are making up those games during their current road trip. SEMO

beat TSU, 63-59, on Jan. 19 and will play at UTM on Jan. 26.

### Akenten Playing Well

Nana Akenten led Southeast Missouri with a double-double 20 points and 11 rebounds at Belmont (Jan. 7). Akenten then topped the Redhawks with 14 points vs. Morehead State (Jan. 16). He made four 3-pointers against the Eagles, marking the third time he drained four in a game this year. He stands at fifth on the team in scoring (9.1 ppg) and leads SEMO with 6.1 rebounds per contest.

### Leading at Halftime

The Redhawks have either led or been tied at halftime in nine of its 13 games this season. Southeast Missouri held a 35-33 edge at the intermission at Ohio Valley Conference leader Belmont (Jan. 7). It was the first time SEMO led at the half in 10 meetings with the Bruins. All four of the Redhawks wins have come when they led at the half this year.

### Homecourt Success

Two of Southeast Missouri's three wins have come at the Show Me Center this season. The Redhawks beat Lipscomb, 82-77, on Dec. 7 and Tennessee State, 83-79, in double overtime on Jan. 2. SEMO is averaging 82.5 points per game on its homecourt this year. The Redhawks are 2-3 overall at home this year.

## 2020-21 OVC Standings (as of Jan. 21)

|                           | OVC        |              |            |            |           | Overall    |              |            |            |            |           |
|---------------------------|------------|--------------|------------|------------|-----------|------------|--------------|------------|------------|------------|-----------|
|                           | Record     | Pct.         | Home       | Away       | Streak    | Record     | Pct.         | Home       | Away       | Neutral    | Streak    |
| Belmont                   | 10-0       | 1.000        | 6-0        | 4-0        | W10       | 16-1       | 0.941        | 7-1        | 6-0        | 3-0        | W13       |
| Eastern Kentucky          | 7-1        | 0.875        | 5-0        | 2-1        | W6        | 13-2       | 0.867        | 8-0        | 3-2        | 2-0        | W8        |
| Morehead State            | 8-2        | 0.800        | 5-1        | 3-1        | W7        | 11-6       | 0.647        | 8-1        | 3-4        | 0-1        | W7        |
| Jacksonville State        | 6-3        | 0.667        | 3-1        | 3-2        | W2        | 10-5       | 0.667        | 4-1        | 3-4        | 3-0        | W2        |
| SIUE                      | 2-1        | 0.667        | 0-0        | 2-1        | L1        | 4-5        | 0.444        | 0-1        | 3-3        | 1-1        | L1        |
| Austin Peay               | 4-3        | 0.571        | 2-2        | 2-1        | L1        | 8-5        | 0.615        | 4-3        | 2-1        | 2-1        | L1        |
| Murray State              | 3-5        | 0.375        | 2-2        | 1-3        | W1        | 6-7        | 0.462        | 5-2        | 1-5        | 0-0        | W1        |
| <b>Southeast Missouri</b> | <b>2-5</b> | <b>0.286</b> | <b>1-2</b> | <b>1-3</b> | <b>L1</b> | <b>4-9</b> | <b>0.308</b> | <b>2-3</b> | <b>1-6</b> | <b>1-0</b> | <b>L1</b> |
| Eastern Illinois          | 2-6        | 0.250        | 2-3        | 0-3        | L5        | 5-10       | 0.333        | 4-3        | 1-7        | 0-0        | L5        |
| Tennessee State           | 2-8        | 0.200        | 1-4        | 0-4        | W1        | 3-10       | 0.231        | 3-5        | 0-5        | 0-0        | W1        |
| Tennessee Tech            | 2-8        | 0.200        | 2-2        | 0-5        | L2        | 2-15       | 0.118        | 2-3        | 0-12       | 0-0        | L2        |
| UT Martin                 | 1-7        | 0.125        | 0-2        | 1-4        | L7        | 3-9        | 0.250        | 2-3        | 1-6        | 0-0        | L9        |



## 2020-21 Stats Comparison

| SEMO   | UTM   |
|--|-------|
| 4-9.....Record .....                             | 3-9   |
| 2-5.....Conference Record.....                   | 1-7   |
| 68.6.....Points Per Game.....                    | 67.2  |
| 72.6.....Opp. Points Per Game.....               | 82.2  |
| -4.0.....Scoring Margin .....                    | -14.9 |
| .420.....Field Goal Percentage.....              | .388  |
| .459.....Opp. Field Goal Percentage.....         | .501  |
| .340.....3-Point Field Goal Percentage.....      | .320  |
| .346.....Opp. 3-Point Field Goal Percentage..... | .400  |
| .656.....Free Throw Percentage.....              | .743  |
| .693.....Opp. Free Throw Percentage.....         | .692  |
| 35.8.....Rebounds Per Game.....                  | 33.3  |
| 33.0.....Opp. Rebounds Per Game.....             | 36.8  |
| +2.8.....Rebounding Margin .....                 | -3.4  |
| 12.9.....Assists Per Game.....                   | 14.0  |
| 15.3.....Turnovers Per Game.....                 | 15.3  |
| -2.1.....Turnover Margin.....                    | -0.2  |
| 2.8.....Blocks Per Game.....                     | 3.0   |
| 6.8.....Steals Per Game.....                     | 7.6   |

## This Week's Schedule

### Tuesday, January 26

SIUE at Eastern Illinois, 7 p.m., CT

**Southeast Missouri at UT Martin, 8 p.m., CT**

### Thursday, January 28

Belmont at Austin Peay, 7:30 p.m., CT

Tennessee State at Murray State, 7:30 p.m., CT

Morehead State at Jacksonville State, 7:30 p.m., CT

Eastern Kentucky at Tennessee Tech, 8 p.m., CT

Eastern Illinois at UT Martin, 8 p.m., CT

**SIUE at Southeast Missouri, 8 p.m., CT**

### Saturday, January 30

Eastern Kentucky at Jacksonville State, 3 p.m., CT

Tennessee State at Austin Peay, 4 p.m., CT

Morehead State at Tennessee Tech, 4 p.m., CT

SIUE at UT Martin, 4 p.m., CT

**Eastern Illinois at Southeast Missouri, 5 p.m., CT**

Belmont at Murray State, 7:30 p.m., CT

### Harris Returns

Chris Harris, Southeast Missouri's top scorer, returned from a thumb injury vs. Morehead State (Jan. 16). Harris scored five points in 28 minutes against the Eagles. He was out of the starting lineup for the only time this season at Belmont (Jan. 7).

### Long Ruled Eligible

On Jan. 14, the NCAA ruled nearby Sikeston native Parker Long eligible to play. Long logged six minutes in his first career game at Southeast Missouri vs. Morehead State (Jan. 16). Twelve of the 14 players on SEMO's roster have now played this season.

### First Double-Double Goes to Akenten

Nana Akenten became the first Southeast Missouri player to record a double-double this season when he scored a season-high 20 points and pulled down a season-best 11 rebounds at Belmont (Jan. 7). Akenten shot 7-of-17 from the field, made three 3-pointers and hit a near-perfect 3-of-4 free throws in that contest. It was the first time he scored 20 points in a game wearing a Redhawk uniform.

### First Career Start for Branson

Freshman Dylan Branson logged his first career start for the injured Chris Harris at Belmont (Jan. 7). Branson made 3-of-3 free throws and finished with four rebounds

against the Bruins. Prior to that, he came off the bench in nine-straight games.

### First OVC Win

The Redhawks gave Brad Korn his first career Ohio Valley Conference win when they pulled out a gritty 83-79 double overtime victory over Tennessee State (Jan. 2). Southeast Missouri started a New Year with a win for the first time since 2013 when it beat Austin Peay, 86-84, on Jan. 3. Last year, SEMO did not get its first league win until Feb. 6, 2020 (76-72, vs. Jacksonville State).

### Free Throws Everywhere

Southeast Missouri tied a single-game program record when it made 40 free throws in 51 attempts to key its double overtime win over Tennessee State (Jan. 2). The Redhawks outscored the Tigers, 40-22, in that contest. SEMO's 40 free throws made and 51 attempts are both second in the nation behind Georgia Tech's 41 free throws made and 59 attempts vs. Georgia State on Nov. 25.

### Nicholas Rises

Guard DQ Nicholas scored a season-high 21 points and made a career-best 17-of-19 free throws to lead Southeast Missouri against Tennessee State (Jan. 2). Nicholas made his first 15 free throws of the game and did not miss his first free throw until the 3:51 mark of the first overtime period. His 17 free throws

## SEMO Probable Starters



**3**

Eric Reed, Jr.  
G / 6-2 / 190 / Jr.  
Baton Rouge, La.

9.2 ppg, 1.8 rpg,  
0.8 apg



**5**

Chris Harris  
G / 6-3 / 205 / R-Jr.  
Antioch, Ill.

14.7 ppg, 2.4 rpg,  
2.2 apg



**11**

DQ Nicholas  
G / 6-1 / 180 / So.  
Atlanta, Ga.

9.8 ppg, 4.1 rpg,  
3.2 apg



**21**

Nana Akenten  
G / 6-6 / 215 / Jr.  
Bolingbrook, Ill.

8.9 ppg, 6.2 rpg,  
1.2 apg



**31**

Nolan Taylor  
F / 6-7 / 260 / Gr.  
Keller, Texas

9.8 ppg, 5.0 rpg,  
1.2 apg



## Honors & Awards

--  
--

made are most of any NCAA Division I basketball player in a game this season.

### We Did It!

After losing three games in overtime and one on a last second shot, Southeast Missouri went to overtime again, but this time came out victorious. The Redhawks overcame a nine-point deficit with 2:03 left in regulation and tied the game on a pair of DQ Nicholas free throws to force overtime against Tennessee State (Jan. 2). It took a second overtime period to decide SEMO's dramatic 83-79 win that was capped by a pair of free throws from Nana Akenten with one second on the clock.

### Close Games

Southeast Missouri, which has been outscored by a tight 4.0 margin, dropped three contests in overtime and one on a last second shot since its 2020-21 campaign began on Nov. 28. SEMO has lost three times by double figures (77-66, at Belmont, Jan. 7; 64-50, vs. Morehead State, Jan. 16; 76-65 at Morehead State, Jan. 21) and won four games by no more than five points.

### Reed Jr. Back in the Starting Lineup

Eric Reed, Jr. scored double figures in two of his last four games since rejoining the starting lineup on Dec. 30 (at Tennessee Tech). Reed, Jr. scored 14 points at Tennessee Tech and followed that up with 13 vs. Tennessee State (Jan. 2). He enters Saturday's game tied for second on the team in scoring with 9.8 points per game.

### Multiple Threes

Eric Reed, Jr. has gone eight of his last nine games with at least two made threes. Reed, Jr. has made multiple 3-pointers in 10 of his 13 contests this year. He buried a season-high three 3-pointers vs. Southern Illinois (Dec. 2), Lipscomb (Dec. 7) and at Evansville (Dec. 15). Reed, Jr. ranks first on the team with 23 three-pointers in 2020-21.

### Over 80

Southeast Missouri scored over 80 points for the second time this season in its 83-79 double overtime win over Tennessee State (Jan. 2). SEMO's season-high 83 points came after the Redhawks went four-straight games scoring 67 or less points.

### 3-Point Percentage

Southeast Missouri ranks fourth in the Ohio Valley Conference with a .340 3-point field goal percentage. The Redhawks have made 96-of-282 three-pointers through 13 contests. SEMO is averaging 7.4 three-pointers a game.

### +18 Free Throw Margin

In their win over Tennessee State (Jan. 2), the Redhawks held a +18 margin at the free throw line. Southeast Missouri outscored TSU, 40-22, at the charity stripe. The last time the Redhawks outscored an opponent by a +18 margin at the free throw line was vs. Mid-Continent (42-24) on Nov. 22, 2013.

### Top Scorer

Chris Harris scored double figures for the 10th time in 12 starts this season when he finished with 10 points against Morehead State (Jan. 21). Harris, who leads Southeast Missouri and ranks seventh in the Ohio Valley Conference with 15.1 points a game, has scored over 20 points twice this year. He also ranks third on the team with 22 three-pointers made. Harris finished as SEMO's leading scorer six times thus far.

### Agnew Checks In

Forward Darrious Agnew saw his first action of the 2020-21 season when he logged 12 minutes off the bench at Indiana State (Dec. 22). Agnew scored two points, grabbed two rebounds, gathered a block and collected one steal. It was the first game he played since Feb. 29, 2020 (at UT Martin).

### Give it Up for the Freshman

Freshman Dylan Branson scored double figures for the first time in his college career when he dropped in 12 points at Indiana State (Dec. 22). Branson made a perfect 3-of-3 three-pointers and added 3-of-4 free throws in a season-high 20 minutes against the Sycamores. He also had four rebounds. Branson has played in all 12 games this season.

### Patterson Takes the Court

A day after the NCAA voted all Division I transfers could play immediately, forward Manny Patterson took the court for the first time in a Redhawk uniform. A transfer from Green Bay, Patterson grabbed four rebounds in five minutes off the bench. In six games,





Patterson is averaging 4.5 points and 3.3 rebounds, and leads the team with 10 blocks.

## Russell Clears 200 Rebounds

Nygal Russell grabbed five rebounds vs. UT Martin (Dec. 18) and, as a result, surpassed 200 rebounds in his career (216). A redshirt-junior, Russell recently reached 100 career assists vs. Tennessee State (Jan. 19).

## Working Overtime

The Redhawks went to overtime four times in 10 games this year. Southeast Missouri lost at home to Southern Illinois (87-79) on Dec. 2 and at Lipscomb (80-74) on Dec. 9. The Redhawks also fell to Evansville (66-63) on the road on Dec. 15 and beat Tennessee State (83-79) at home on Jan. 2. SEMO was involved in only one overtime game in 31 contests last season. SEMO's three overtimes against non-conference foes were the most in program history. The Redhawks four overtimes overall are their most in a season since they played five overtime games in 1997-98.

## Board Certified

The Redhawks outrebounded their opponent eight times this season. Southeast Missouri ranks fifth in the Ohio Valley Conference with a +2.8 rebounding margin and is outrebounding its opponents, 466-429. The Redhawks are also averaging 9.6 offensive rebounds per contest.

## First Home Win for Korn

Head Coach Brad Korn earned his first career win at the Show Me Center when Southeast Missouri beat Preseason Atlantic Sun Conference favorite Lipscomb (Dec. 7). The Redhawks led for the final 11:04 of the tight contest after Eric Reed, Jr.'s jumper gave them a 56-55 edge. SEMO then fought off the Bisons who pulled to within a point six times in the last 10 minutes of the game.

## Strong Start

Southeast Missouri started a season at 2-1 for the first time since 2016-17. That year, the Redhawks dropped its season-opener at Illinois before beating Hannibal-LaGrange (86-54) at home and Western Illinois (74-71) on the road. SEMO already has two wins over NCAA Division I opponents this young season -- 71-66 at Kansas City (Nov. 28); 82-77 vs. Lipscomb (Dec. 2). The Redhawks had only

five wins against NCAA Division I foes in 2019-20.

## Give it to the Big Man

Redhawks big man Nolan Taylor ranks third on the team in scoring (9.8 ppg) and second in rebounding (5.0 rpg). Taylor has scored double figures in seven of his 13 starts and just missed a double-double with 13 points and nine boards at Evansville (Dec. 15). Taylor established season-bests in points (16), assists (5) and minutes (28) against Lipscomb (Dec. 7). He previously scored 10 points vs. Kansas City (Nov. 28) and 14 vs. Southern Illinois (Dec. 2). Taylor is also the Redhawks fourth-best free throw shooter with a 65.5 percent clip (36-of-55). SEMO is the third Division I school Taylor has played basketball at. Prior to joining the Redhawks, he spent two seasons at Pepperdine and two at Cal Poly. Taylor's 2019-20 campaign was limited to 14 games due to injury.

## Seeing Double

Chris Harris is the only Redhawk averaging double figures in the scoring column. Harris leads the team with 14.7 points a game.

## 10 Again

For the second this season, Southeast Missouri made 10 three-pointers. The Redhawks shot 10-of-26 from 3-point range with Chris Harris, Nana Akenten and Eric Reed, Jr. knocking down three apiece vs. Lipscomb (Dec. 7). SEMO had 10 made threes in a game only one time in 2019-20. That happened exactly one year ago Dec. 7 -- 10, at Drake in 2019.

## Four in Four

Four Redhawks have scored double figures in four games this 2020-21 season. Most recently, DQ Nicholas (21), Chris Harris (17), Nolan Taylor (14) and Eric Reed, Jr. (13) accomplished the feat vs. Tennessee State (Jan. 2).

## Spark Plug

Eric Reed, Jr. notched a season-best 19 points off the bench vs Lipscomb (Dec. 7). Reed, Jr. shot 8-of-10 from the field and a near-perfect 3-of-4 from 3-point range in 23 minutes. He led the Redhawks with 16 points off the bench at Evansville (Dec. 15) and followed that up with 10 points vs. UT Martin (Dec. 18) three days later.

## OVC Top-Five

The Redhawks rank among the top five Ohio Valley Conference teams in several categories thus far. Southeast Missouri is third in 3-point field goal percentage (.350), fourth in rebounding defense (33 rpg), fifth in rebounding margin (+2.9), fifth in defensive rebounds (26.3 rpg), first in defensive rebound percentage (.794) and fourth in 3-point field goals made (7.4 per game).

## Did You Say 50?

Southeast Missouri grabbed 50 rebounds against Southern Illinois (Dec. 2). SEMO outrebounded the Salukis 50-37 for a +13 margin. The Redhawks man-handled SIU, 18-4, on the offensive glass. SEMO last had 50 or more rebounds in a game vs. Southeastern Louisiana (50) on Dec. 6, 2014. The Redhawks became the third Ohio Valley Conference team to get 50 rebounds in a game this year.

## Sharing the Basketball

The Redhawks assisted 21 of their 31 made field goals against Southern Illinois (Dec. 2). It was Southeast Missouri's highest number of assists in a game in 37 contests. The last time SEMO had over 20 assists was at Eastern Illinois (23) on Feb. 16, 2019. SEMO has had 17 or more assists in three games this season.

## Career High in Rebounds

Southeast Missouri's third-leading rebounder with five boards per game, Nygal Russell established a new career-high with 11 rebounds vs. Southern Illinois (Dec. 2). For Russell, it was the first double-digit rebound game of his career. The 11 boards surpassed his previous career-best of eight vs. Belmont on Mar. 2, 2019.

## Experienced Russell

Nygal Russell has the most experience on Southeast Missouri's 2020-21 roster. Russell is playing his third season with the Redhawks as a redshirt-junior. He has scored 390 points, dished out 100 assists, knocked down 44 three-pointers, made 79 free throws, grabbed 221 rebounds and collected 41 steals in 72 games and 23 starts during his career.



## First Career Points

Eric Reed, Jr., Nate Johnson and Dylan Branson scored their first career points at Southeast Missouri vs. Southern Illinois (Dec. 2). Reed, Jr. notched 17 points, Johnson had six points, two blocks and three rebounds, and Branson added two points, four rebounds and three assists.

## Korn Gets First Win

Brad Korn picked up his first career win as a head coach when Southeast Missouri hung on to beat Kansas City, 71-66, at the Negro Baseball League Museum Tip-Off Classic on Nov. 28. Korn became the first to win his debut game as a SEMO head coach in the Redhawks NCAA Division I era (since 1991-92). Carroll Williams was the last to win his first game as a SEMO head coach vs. Missouri Baptist (96-65) on Dec. 1, 1976.

## Welcome to SEMO

Five players took the court for the first time at Southeast Missouri at Kansas City (Nov. 28). Eric Reed, Jr., Nolan Taylor, Nana Akenten, Nate Johnson and Dylan Branson each made their SEMO debuts. Taylor, Reed, Jr. and returnee Chris Harris all made their first career starts against the Roos.

## Russell Seals It

Nygall Russell made two huge 3-pointers in the last 57 seconds and scored the final eight points of the game to nail down Southeast Missouri's first win of the season over Kansas City (Nov. 28). Russell drained the first of that pair of clutch threes to put the Redhawks ahead, 68-64, after KC made it a one-point game. Then, following two made free throws by the Roos which narrowed SEMO's lead to 68-66 with 33 seconds remaining, Russell delivered the knockout punch with his long 3-pointer as the shot clock expired. That made gave the Redhawks a 71-66 lead with two seconds left. On the final play of the game, Russell intercepted the inbound pass to put the win on ice. For the game, he scored 14 points on 3-of-5 from the field and 5-of-8 from the free throw line. He also grabbed seven rebounds, had two blocks and collected two steals.

## Harris Nets Game-High

In his first career start and his first basketball game in 384 days, guard Chris Harris put up a game-high 18 points at Kansas City (Nov. 28). Harris shot 5-of-9 from the field, knocked down three 3-pointers and made 5-of-11 free throws in his 2020-21 debut. He also dished out four assists and grabbed three rebounds in 35 minutes. Harris last played on Nov. 10, 2019 -- vs. Purdue Fort Wayne -- a game which he scored 16 points and made the game-winning 3-pointer off the bench. Harris was limited to just two games due to a knee injury in 2019-20.

## Akenten Debut

Nebraska transfer Nana Akenten, who sat out the 2019-20 season due to NCAA Division I transfer regulations, gave Southeast Missouri a huge lift off the bench during his first game in a Redhawk uniform. Akenten scored 16 first-half points, made a game-high four 3-pointers and banked in a beyond halfcourt shot at Kansas City (Nov. 28). He shot 50 percent (6-of-12) from the field, grabbed six rebounds, dished out two assists, collected three steals and had two blocks in 32 minutes. Akenten finished with 17 points for the game.

## Season-Opening Win Away From Cape

For the first time in its NCAA Division I era, Southeast Missouri won a season-opener outside of Cape Girardeau when it beat Kansas City, 71-66, on Nov. 28. SEMO started a season with a win over an NCAA Division I opponent for the first time in 16 years. The last time that happened was when the Redhawks edged Green Bay, 63-62, on Nov. 21, 2003.

## Season 114

The Redhawks are in their 114th season of basketball. This year marks Southeast Missouri's 30th as an NCAA Division I program. The Redhawks are 347-514 since joining the Division I ranks in 1991-92.

## Roster Talk


Southeast Missouri's 2020-21 roster consists of 13 players, including one returning starter, six returnees and seven newcomers. Five new transfers are among that group, as well. Sophomore guard DQ Nicholas is the Redhawks only starter back from last season.

## Up Next

Southeast Missouri hosts SIU Edwardsville on Jan. 26.

## Redhawks in Professional Basketball

Antonius Cleveland recently signed with the Oklahoma City Thunder and will play for its G-League affiliate Oklahoma City Blue. plays for Cleveland was previously with the Dallas Mavericks on a two-way contract with the Texas Legends of the NBA G League. Cleveland, who was at Southeast Missouri from 2013-17, became the first Redhawks player signed to a NBA roster since the NBA/ABA merger in 1976. He became the first SEMO player to play and score in a NBA playoff game when he netted four points vs. the Los Angeles Clippers on Aug. 25, 2020. Cousins and Tyler Stone and Jarekious Bradley, once teammates at SEMO, are both playing overseas. Stone is with JSF Nanterre in France and Bradley is with Joensuu Kataja Basket in Finland.

**2 Jordan Love****G // 6-5 // 180 // So. // Durham, N.C.**

**Snapshot:** Saw action in 13 games off the bench... Posted a career-high four steals at Kansas City (11/28)... Scored a season-high 12 points and had a career-best six assists at Belmont (1/7), his second double-digit scoring game... Is fourth on the team in steals (14) and assists (24).

**14 Nate Johnson****C // 6-9 // 250 // Jr. // Broward County, Fla.**

**Snapshot:** Scored his first points at SEMO vs. Southern Illinois (12/2)... Had six points, three rebounds and two blocks in that game... Averages 1.8 points and 2.1 rebounds through 13 games off the bench... Third on the team with five blocks.

**3 Eric Reed, Jr.****G // 6-2 // 190 // Jr. // Baton Rouge, La.**

**Snapshot:** Tied for third on the team in scoring with 9.8 ppg... Scored a season-best 19 points in his first game off the bench vs. Lipscomb (12/7)... Scored 17 points five days earlier vs. Southern Illinois (12/2)... Leads the team with 25 3-pointers made... Drained two or more 3-pointers in eight of his last 10 contests... Started eight games.

**21 Nana Akenten****G // 6-6 // 215 // Jr. // Bolingbrook, Ill.**

**Snapshot:** Third on the team in scoring with 8.9 ppg and leads the Redhawks with 6.2 rpg... Second on the team with 23 three-pointers made and six blocks... Became the first Redhawk to get a double-double this season with 20 points and 11 rebounds at Belmont (1/7)... SEMO's top free throw shooter with a 75 percent (15-of-20) clip... Started the last 11

games.

**5 Chris Harris****G // 6-3 // 205 // R-Jr. // Antioch, Ill.**

**Snapshot:** Did not play at Belmont (1/7) due to a thumb injury... Leads SEMO and is seventh in the OVC with 14.7 ppg... Leads the Redhawks in FG made (60), is third in 3-pointers made (22) and rates second in assists (26)... Became SEMO's first 20-point scorer of the season when he had 21 at Lipscomb (12/9)... Scored a career-high 23 vs. UT Martin (12/18)... Has scored double figures in 12 of 14 career games.

**25 Nygal Russell****G // 6-4 // 205 // Jr. // Houston, Texas**

**Snapshot:** Third on the team with 4.5 rpg and averages 3.8 points... Notched 14 points with eight in the final 2:52 of the game to seal SEMO's win at Kansas City (11/28)... Knocked down a pair of 3-pointers in the final 57 seconds... Pulled down a career-high 11 rebounds vs. Southern Illinois (12/2)... Went over 200 career rebounds vs. UT Martin (12/18)... Reached 100 career

assists at Tennessee State (1/19).

**10 Manny Patterson****F // 6-8 // 220 // Sr. // Chicago, Ill.**


**Snapshot:** Became eligible immediately on Dec. 17 when the NCAA voted that Division I transfers could play... Had four rebounds in five minutes off the bench vs. UT Martin (12/18)... Scored a season-high 10 points and had six rebounds at Tennessee State (1/19)... Leads the team with 10 blocks.

**31 Nolan Taylor****F // 6-7 // 260 // Gr. // Keller, Texas**


**Snapshot:** Tied for second on the team in scoring with 9.8 ppg and second in rebounding with 5 rpg... Scored double figures in seven of 13 starts at SEMO... Established season-highs in points (16), assists (5) and minutes (28) vs. Lipscomb (12/7)... Pulled down a season-best nine rebounds at Evansville (12/15)... Ranks fourth on the team in free throw percentage (.655).

**11 DQ Nicholas****G // 6-1 // 180 // So. // Atlanta, Ga.**

**Snapshot:** Tied for second on the team in scoring with 9.8 ppg... Put up a season-high 21 points and made a career-best 17 free throws vs. Tennessee State (1/2)... Second on the team in free throw percentage (.719), and leads the team in both assists (41) and steals (18)... Scored double figures in six of his starts.

**33 Dylan Branson****G // 6-5 // 220 // Fr. // St. Louis, Mo.**

**Snapshot:** Played in 12 games off the bench... Made his first career start at Belmont (1/7)... Scored double figures for the first time in his career when he dropped in 12 at Indiana State (12/22)... Made three 3-pointers in that game... Grabbed a season-high five rebounds at Tennessee State (1/19).

**12 Evan Morrison****F // 6-6 // 200 // Sr. // Lee's Summit, Mo.****Snapshot:** --**44 Darrious Agnew****F // 6-8 // 220 // Sr. // Starkville, Miss.**

**Snapshot:** Saw action for the first time this season at Indiana State (12/22)... Scored two points and had two rebounds in that game... Played in four contests... Made a 3-pointer from the left corner at Belmont (1/7).

**13 Parker Long****G // 6-2 // 175 // So. // Sikeston, Mo.**

**Snapshot:** Ruled eligible to play by the NCAA on Jan. 14... Logged six minutes in his first career game at SEMO vs. Morehead State (1/16).





## Show Me Center Media Guidelines

Media may not be on the court in a team area at any time. All media in the Show Me Center must practice social distancing before, during and after games. Media members must wear face coverings at all times. Media should not enter the facility if showing any illness-related symptoms.

### Media Entrance/Parking

Working media will need to enter through the NCAA Pass Gate located at the Northeast side of the Show Me Center. There will be no assigned parking for media. Parking is available on a first-come, first-serve basis in the East lot near the Show Me Center main entrance. Media will be given symptom and temperature checks upon entry.

### Media Row

Due to COVID-19 policies, media row at the Show Me Center will be limited to only seven spots. There will be one spot reserved for a newspaper reporter that covers each team (home beat writer, visitor beat writer/reporter) and one spot for a reporter with SEMO's student newspaper. Two spots will be assigned to each team's official radio crew (play-by-play, analyst). Visiting radio and all print reporters will be seated on the platform located at the top of Section 117. Home radio, which serves as commentators for SEMO's ESPN+ simulcasts, will be located floor level on the north side.

### Credentials

SEMO's gameday personnel, print, radio and television media will be issued Tier 3 season credentials valid for all of the Redhawks home basketball games in 2020-21. Single-game credentials will be issued to visiting team only for the spots reserved on media row (one print reporter, two radio). Credential requests need to be sent to Jeff Honza (jhonza@semo.edu or redhawk1@me.com) at least 24 hours in advance of each game. Credentials must be worn at all times in the Show Me Center. No spouses will be issued credentials for any of the media areas. Those spots are reserved for legitimate working media only.

### Tier 3

Ohio Valley Conference institutions must designate their Tier 1, 2 and 3 individuals. Print, television, ESPN+, radio and photographers are classified as Tier 3. Tier 3 individuals may provide services to the playing of the game, but shall be distanced from both Tier 1 and Tier 2 individuals. Individuals in Tier 3 do not have to be tested.

### Game Notes & Statistics

SEMO Basketball game notes will be available online at GoSoutheast.com and sent electronically to media prior to each game. No printed copies of game notes will be available at the Show Me Center. There will be no printed copies of official statistics available in-game or postgame for all basketball contests. We request you bring your own copies of any materials you need and a laptop or other device to access live statistics during games. Media should visit [Statb.us/I/SEMO](http://Statb.us/I/SEMO) for live statistics. A game program and roster card will be the only printed materials placed at each spot on media row.

### Photographers/Videographers

One photographer from the Southeast Missourian, KFVS 12 and The Arrow (SEMO Student Newspaper) and SEMO's videographer may shoot from a reserved area

in Sections 105, 109, 113, and 118. Those individuals can shoot from all four of those locations, but only one person can be at a location at one time. SEMO will utilize a pool photographer for all home games. All images from the pool photographer will be available to media and the visiting opponent. The SEMO Strategic Communications staff will send a link that includes all images (downloadable) from the pool photographer upon request. In the event a visiting team videographer travels, that person will also need to shoot from those same designated areas.

### Press Conferences

All postgame press conferences will be conducted virtually via Zoom. Media will be sent Zoom information and details for press conferences before every game. Head Coaches Brad Korn and Rekha Patterson, along with select student-athletes will be available. Korn and Patterson will address the media immediately following their postgame radio obligations.

### No Media Hospitality

Due to COVID-19 policies, there will be no media hospitality area at the Show Me Center. Food and beverages will not be available for all games.

**SEMO REDHAWKS 2020-21 SOUTHEAST MISSOURI BASKETBALL**

**2020-21 SCHEDULE**

| Month    | Date | Opponent                         | Time             |
|----------|------|----------------------------------|------------------|
| November | 27   | vs Northern Colorado             | 4 p.m.           |
| November | 28   | at Kansas City/Kan. Area College | 11 a.m./2 p.m.   |
| December | 2    | SOUTHERN ILLINOIS                | 6:30 P.M.        |
| December | 7    | LIPSCOMB                         | 6:30 P.M.        |
| December | 9    | at Lincoln                       | 7 p.m.           |
| December | 12   | at UMKC                          | 4 p.m.           |
| December | 15   | at Franklin                      | 2 p.m.           |
| December | 18   | UT MARTIN                        | 6:30 P.M.        |
| December | 22   | at Indiana State                 | 7 p.m.           |
| December | 30   | at Tennessee Tech                | 8 p.m.           |
| January  | 2    | TENNESSEE STATE                  | 5 P.M.           |
| January  | 7    | at Belmont                       | 7 p.m.           |
| January  | 9    | at Tennessee State               | 4 p.m.           |
| January  | 13   | MUSKOGEE STATE                   | 6 P.M.           |
| January  | 16   | AUSTIN PEAY                      | 5 P.M.           |
| January  | 21   | at Morehead State                | 6 p.m.           |
| January  | 23   | at Eastern Kentucky              | 2 p.m.           |
| January  | 28   | SIU EDWARDSVILLE                 | 8 P.M.           |
| January  | 30   | EASTERN ILLINOIS                 | 5 P.M.           |
| February | 4    | TENNESSEE TECH                   | 8 P.M.           |
| February | 6    | JACKSONVILLE STATE               | 5 P.M.           |
| February | 13   | at Murray State                  | 7:30 p.m.        |
| February | 17   | at Austin Peay                   | 4 p.m.           |
| February | 18   | EASTERN KENTUCKY                 | 8 P.M.           |
| February | 19   | MOREHEAD STATE                   | 8 P.M.           |
| February | 25   | at Eastern Illinois              | 7:30 p.m.        |
| February | 27   | at SIU Edwardsville              | 5 p.m.           |
| March    | 3    | OVC Tournament First Round       | Evansville, Ind. |
| March    | 4    | OVC Tournament Quarterfinals     | Evansville, Ind. |
| March    | 5    | OVC Tournament Semifinals        | Evansville, Ind. |
| March    | 6    | OVC Tournament Championship      | Evansville, Ind. |

All Times Central & Subject to Change  
 Home Games in **BOLD CAPS**  
 \*Denotes Ohio Valley Conference Game  
 †NBA League Baseball Museum Tip-Off Classic (Shawnee, Okla.)  
 All Games Live on the Radio at Real Rock 90.3 FM

**GOSOUTHEAST.COM**

**#LETSSOAR**

**SEMO**

**BRAD KORN | HEAD COACH**

**CHARLES ARNOLD | SENIOR**

**EVAN HANCOCK | SENIOR**

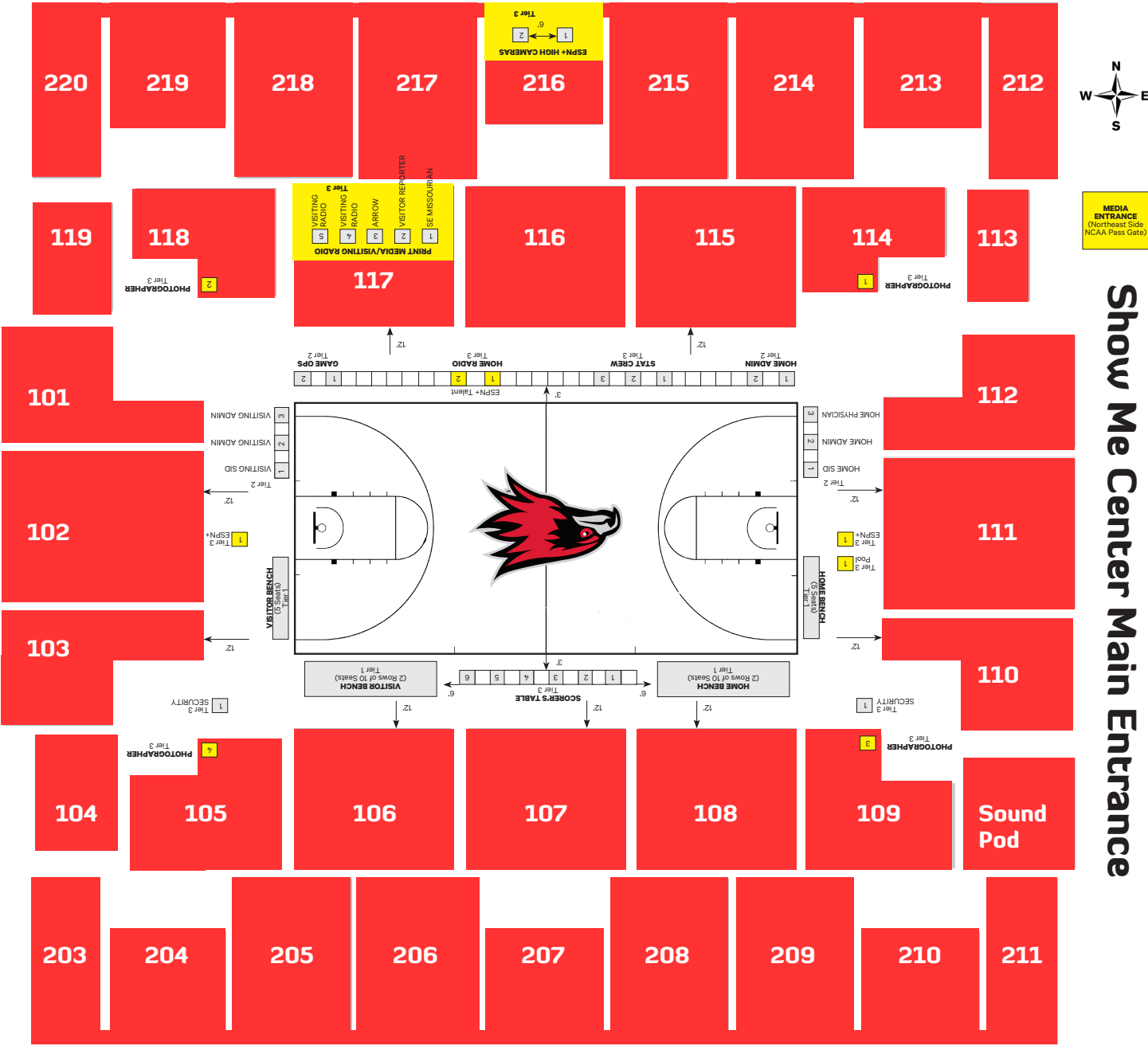
**NOLAN FARVER | SENIOR**

Download the SEMO Basketball Media Guide at GoSoutheast.com





Media Areas in Yellow





### Numerical Roster

| No. | Name            | Pos. | Ht. | Wt. | Cl. | Yr. | Hometown (High School/College)                                 |
|-----|-----------------|------|-----|-----|-----|-----|--|
| 2   | Jordan Love     | G    | 6-5 | 180 | So. | 3rd | Durham, N.C. (Voyager Academy)                                 |
| 3   | Eric Reed, Jr.  | G    | 6-2 | 190 | Jr. | 3rd | Baton Rouge, La. (University Laboratory/Howard College)        |
| 5   | Chris Harris    | G    | 6-3 | 205 | Jr. | 4th | Antioch, Ill. (Lake Forest Academy/John A. Logan College)      |
| 10  | Manny Patterson | F    | 6-8 | 220 | Sr. | 4th | Chicago, Ill. (Kenwood Academy/Green Bay)                      |
| 11  | DQ Nicholas     | G    | 6-1 | 180 | So. | 2nd | Atlanta, Ga. (Meadowcreek H.S./Scotland Prep School (Pa.)      |
| 12  | Evan Morrison   | F    | 6-6 | 200 | Sr. | 4th | Lee's Summit, Mo. (KC Christian Academy/John Wood CC)          |
| 13  | Parker Long     | G    | 6-2 | 175 | So. | 2nd | Sikeston, Mo. (Sikeston/Maryville University)                  |
| 14  | Nate Johnson    | C    | 6-9 | 250 | Jr. | 3rd | Broward County Fla. (American Heritage/Seminole State College) |
| 21  | Nana Akenten    | G    | 6-6 | 215 | Jr. | 4th | Bolingbrook, Ill. (Bolingbrook/Nebraska)                       |
| 25  | Nygal Russell   | G    | 6-4 | 205 | Jr. | 4th | Houston, Texas (Seven Lakes/ASPIRE Academy (Ky.)               |
| 31  | Nolan Taylor    | F    | 6-7 | 260 | Sr. | 5th | Keller, Texas (Keller/Cal Poly)                                |
| 33  | Dylan Branson   | G    | 6-5 | 220 | Fr. | 1st | St. Louis, Mo. (Mehlville)                                     |
| 44  | Darrious Agnew  | F    | 6-8 | 220 | Sr. | 4th | Starkville, Miss. (Starkville/East Mississippi CC)             |

### Alphabetical Roster

| No. | Name            | Pos. | Ht. | Wt. | Cl. | Yr. | Hometown (High School/College)                                 |
|-----|-----------------|------|-----|-----|-----|-----|--|
| 44  | Darrious Agnew  | F    | 6-8 | 220 | Sr. | 4th | Starkville, Miss. (Starkville/East Mississippi CC)             |
| 21  | Nana Akenten    | G    | 6-6 | 215 | Jr. | 4th | Bolingbrook, Ill. (Bolingbrook/Nebraska)                       |
| 33  | Dylan Branson   | G    | 6-5 | 220 | Fr. | 1st | St. Louis, Mo. (Mehlville)                                     |
| 5   | Chris Harris    | G    | 6-3 | 205 | Jr. | 4th | Antioch, Ill. (Lake Forest Academy/John A. Logan College)      |
| 14  | Nate Johnson    | C    | 6-9 | 250 | Jr. | 3rd | Broward County Fla. (American Heritage/Seminole State College) |
| 13  | Parker Long     | G    | 6-2 | 175 | So. | 2nd | Sikeston, Mo. (Sikeston/Maryville University)                  |
| 2   | Jordan Love     | G    | 6-5 | 180 | So. | 3rd | Durham, N.C. (Voyager Academy)                                 |
| 12  | Evan Morrison   | F    | 6-6 | 200 | Sr. | 4th | Lee's Summit, Mo. (KC Christian Academy/John Wood CC)          |
| 11  | DQ Nicholas     | G    | 6-1 | 180 | So. | 2nd | Atlanta, Ga. (Meadowcreek H.S./Scotland Prep School (Pa.)      |
| 10  | Manny Patterson | F    | 6-8 | 220 | Sr. | 4th | Chicago, Ill. (Kenwood Academy/Green Bay)                      |
| 3   | Eric Reed, Jr.  | G    | 6-2 | 190 | Jr. | 3rd | Baton Rouge, La. (University Laboratory/Howard College)        |
| 25  | Nygal Russell   | G    | 6-4 | 205 | Jr. | 4th | Houston, Texas (Seven Lakes/ASPIRE Academy (Ky.)               |
| 31  | Nolan Taylor    | F    | 6-7 | 260 | Sr. | 5th | Keller, Texas (Keller/Cal Poly)                                |

### Head Coach

Brad Korn, First Year (Southern Illinois, 2004)

### Assitant Coaches

Keith Pickens, Third Year (Missouri State, 2013)

Dustin Yoder, First Year (Illinois, 2011)

Sam McMahon, First Year (Delaware, 2008)

### Director of Operations

Aaron Proctor, First Year (Cal State San Bernardino, 2006)

### Graduate Assistant

Collin Jasper

### Manager

C.J. Frazier



### Pronunciations

Nana Akenten.....na-nuh uh-ken-ten

Nygal Russell.....nye-juhl



**Jordan Love**  
G // 6-5 // 180 // R-So.  
Durham, N.C.



**Eric Reed, Jr.**  
G // 6-2 // 190 // Jr.  
Baton Rouge, La.



**Chris Harris**  
G // 6-3 // 205 // R-Jr.  
Antioch, Ill.



**Manny Patterson**  
F // 6-8 // 220 // Sr.  
Chicago, Ill.



**DQ Nicholas**  
G // 6-1 // 180 // So.  
Atlanta, Ga.



**Evan Morrison**  
F // 6-6 // 200 // Sr.  
Lee's Summit, Mo.



**Parker Long**  
G // 6-2 // 175 // So.  
Sikeston, Mo.



**Nate Johnson**  
C // 6-9 // 250 // Jr.  
Broward County, Fla.



**Nana Akenten**  
G // 6-6 // 215 // R-Jr.  
Bolingbrook, Ill.



**Nygal Russell**  
G // 6-4 // 205 // R-Jr.  
Durham, N.C.



**Nolan Taylor**  
F // 6-7 // 260 // R-Sr.  
Keller, Texas



**Dylan Branson**  
G // 6-5 // 220 // Fr.  
St. Louis, Mo.



**Darrious Agnew**  
F // 6-8 // 220 // Sr.  
Starkville, Miss.



**Brad Korn**  
Head Coach // First Year  
Southern Illinois, 2004



**Keith Pickens**  
Assistant Coach // Third Year  
Missouri State, 2013



**Dustin Yoder**  
Assistant Coach // First Year  
Illinois, 2011



**Sam McMahon**  
Assistant Coach // First Year  
Delaware, 2008



**Aaron Proctor**  
Director of Operations  
Cal State San Bernardino, 2006



**Collin Jasper**  
Graduate Assistant





# BRAD KORN

HEAD COACH

FIRST YEAR // SOUTHERN ILLINOIS, 2004

**B**rad Korn was named head coach at Southeast Missouri on Mar. 23, 2020.

Korn is the seventh head coach in SEMO's NCAA Division I era (since 1991-92). He spent five years at Big 12 Conference member Kansas State working the last four seasons as an assistant coach and one as the program's Director of Operations.

In four years back at K-State after returning following a three-year stint at Missouri State (2013-16), Korn helped the Wildcats to 82 wins and three-straight NCAA Tournament appearances. K-State posted back-to-back 25-win campaigns for the first time in school history (2017-18, 2018-19).

During his first year back in 2016-17, the squad won 21 games, including eight over teams that advanced to the

postseason, and knocked off Wake Forest in the NCAA First Four before losing to #18 Cincinnati in the NCAA South Regional First Round.

Working primarily with the post players, Korn was a big influence on the development of two-time All-Big 12 First Team selection Dean Wade, who became the fourth Wildcat to earn All-Big 12 First-Team honors in 2018 and just the second to do so in back-to-back seasons. Wade is one of just three players to rank in the school's Top 10 in both career scoring (1,510) and rebounding (685). He was instrumental in the progress of Makol Mawien, who has started all 103 games in his K-State career and emerged as one of the top big men in the Big 12.

Korn was also key in the growth of All-Big 12 selections

Wesley Iwundu and D.J. Johnson during his first season as an assistant coach in 2016-17. Iwundu, who was twice named Third Team All-Big 12, became the first Wildcat since 2008 to be taken in the NBA Draft when he was selected with 33rd overall pick by the Orlando Magic. Johnson, an honorable mention all-league selection, broke the career field goal percentage record at 59.5 percent, while setting the single-season mark for the second consecutive season at 62.3 percent in 2016-17.

Korn spent one season on Bruce Weber's inaugural staff at K-State as Director of Operations in 2012-13, helping the Wildcats to a 27-8 overall record and their first-ever Big 12 regular-season title. It was the school's first conference title since 1977, while the 27 wins

rated second-most in school history.

Overall, he has 15 years of Division I experience, which includes time at his alma mater – Southern Illinois (2004-12).

Korn has extensive ties to Weber after playing his first four years (1999-2003) for him at Southern Illinois. He redshirted in 1999-2000 before playing the next three years for Weber. He concluded his playing career for (current Purdue head coach) Matt Painter in 2003-04 before spending the next eight years (2004-12) at SIU as an assistant for then-Saluki head coach and current K-State associate head coach Chris Lowery.

Korn returned to Manhattan in May 2016 after three seasons at Missouri State, where he served as an assistant coach to then-head coach Paul Lusk from 2013-16. At MSU, he helped the





Bears to 44 wins, including a 20-win season and a trip to the CollegelInsider.com Tournament in 2013-14.

Korn helped mentor a number of All-Missouri Valley honorees during his stay at Missouri State, including 2014 All-MVC Second-Team selection Jarmar Gulley and 2016 MVC Newcomer of the Year Dequon Miller. In addition, he coached three MVC All-Freshman Team honorees in Austin Ruder in 2014 and Obediah Church and Jarred Dixon in 2016 as well as two Most Improved Team members (Dorrian Williams in 2015 and Chris Kendrix in 2016).

Prior to his first stint at K-State, Korn spent eight years (2004-12) at Southern Illinois, including his final six years as a full-time assistant under Lowery. He helped the Salukis post a 145-116 (.556) overall record with four postseason appearances,

two Missouri Valley Conference championships and one State Farm Missouri Valley Conference Tournament title. The squad won 20 or more games and advanced to the NCAA Tournament on three occasions (2005, 2006, 2007) during his tenure as an assistant coach, including a 2007 trip to the Sweet 16. He was a graduate assistant at SIU his first two years before being elevated to a full-time assistant coach on Jan. 31, 2006.

A native of Plano, Illinois, Korn helped the Salukis through one of their greatest periods of success from 1999 to 2004. The squad went from 16 wins his redshirt-freshman season to three consecutive NCAA Tournament appearances under Weber and Painter. He was also a part of three Missouri Valley regular season championships as a player.

The 6-foot-9 forward saw action in 121 games in his career, averaging 5.2 points and 2.3 rebounds in 14.5 minutes per game. As a senior, he averaged 9.7 points on 41 percent shooting with four rebounds and 1.9 assists in helping SIU to 25 wins and a 17-1 mark in MVC play. He was named to the league's Most Improved Team.

Korn earned a bachelor's degree in Marketing from Southern Illinois in 2004 and his master's degree in Administrative Studies from Missouri State in 2016. He resides in Cape Girardeau with his wife, Kristin, and daughters Brielyn and Ashtyn.



## ■ The Korn File

**Experience:**  
16th Year (First at SEMO)

**Hometown:**  
Plano, Ill.

**Birthdate:**  
August 22, 1981

**Alma Mater:**  
Southern Illinois, 2004

**Education:**  
B.A. Marketing (Southern Illinois)  
Master's Administrative Studies (Missouri State)

**Date Hired:**  
March 23, 2020

**Family:**  
Wife - Kristin  
Children - Brielyn, Ashtyn

**Playing Experience:**  
Southern Illinois, 1999-04

**Coaching Experience:**  
Southern Illinois, Graduate Asst., 2004-06  
Southern Illinois, Assistant Coach, 2006-12  
Kansas State, Dir. of Operations, 2012-13  
Missouri State, Assistant Coach, 2013-16  
Kansas State, Assistant Coach, 2016-20  
Southeast Missouri, 2020-pr.





## 2020-21 Statistics

| RECORD:        | OVERALL | HOME | AWAY | NEUTRAL |
|----------------|---------|------|------|---------|
| ALL GAMES      | 4-9     | 2-3  | 1-6  | 1-0     |
| CONFERENCE     | 2-5     | 1-2  | 1-3  | 0-0     |
| NON-CONFERENCE | 2-4     | 1-1  | 0-3  | 1-0     |

| #              | Player           | gp-gs | min  | avg  | Total   |      | 3-Point |       | F-Throw |      | Rebounds |     |     |      | pf  | dq | a   | to  | blk | stl | pts | avg  |
|----------------|------------------|-------|------|------|---------|------|---------|-------|---------|------|----------|-----|-----|------|-----|----|-----|-----|-----|-----|-----|------|
|                |                  |       |      |      | fg-fga  | fg%  | 3fg-fga | 3fg%  | ft-fa   | ft%  | off      | def | tot | avg  |     |    |     |     |     |     |     |      |
| 05             | HARRIS, Chris    | 12-12 | 372  | 31.0 | 51-146  | .349 | 22-71   | .310  | 52-74   | .703 | 3        | 26  | 29  | 2.4  | 28  | 1  | 26  | 29  | 2   | 5   | 176 | 14.7 |
| 31             | TAYLOR, Nolan    | 13-13 | 269  | 20.7 | 46-79   | .582 | 0-0     | .000  | 36-55   | .655 | 19       | 46  | 65  | 5.0  | 36  | 0  | 16  | 14  | 2   | 5   | 128 | 9.8  |
| 03             | REED, JR., Eric  | 13-8  | 370  | 28.5 | 46-93   | .495 | 25-54   | .463  | 11-19   | .579 | 12       | 11  | 23  | 1.8  | 25  | 0  | 11  | 15  | 2   | 8   | 128 | 9.8  |
| 11             | NICHOLAS, DQ     | 13-13 | 393  | 30.2 | 36-99   | .364 | 9-33    | .273  | 46-64   | .719 | 5        | 48  | 53  | 4.1  | 37  | 2  | 41  | 46  | 2   | 18  | 127 | 9.8  |
| 21             | AKENTEN, Nana    | 13-11 | 369  | 28.4 | 39-110  | .355 | 23-75   | .307  | 15-20   | .750 | 14       | 67  | 81  | 6.2  | 36  | 2  | 15  | 25  | 6   | 16  | 116 | 8.9  |
| 02             | LOVE, Jordan     | 13-0  | 249  | 19.2 | 25-61   | .410 | 4-12    | .333  | 13-25   | .520 | 6        | 27  | 33  | 2.5  | 12  | 0  | 24  | 14  | 2   | 14  | 67  | 5.2  |
| 10             | PATTERSON, Manny | 8-0   | 99   | 12.4 | 12-17   | .706 | 0-0     | .000  | 12-18   | .667 | 6        | 20  | 26  | 3.3  | 25  | 1  | 3   | 10  | 10  | 0   | 36  | 4.5  |
| 25             | RUSSELL, Nygal   | 13-7  | 288  | 22.2 | 16-54   | .296 | 6-26    | .231  | 11-21   | .524 | 16       | 43  | 59  | 4.5  | 35  | 2  | 14  | 18  | 3   | 15  | 49  | 3.8  |
| 33             | BRANSON, Dylan   | 13-1  | 175  | 13.5 | 11-19   | .579 | 6-10    | .600  | 6-7     | .857 | 9        | 17  | 26  | 2.0  | 27  | 2  | 14  | 16  | 1   | 3   | 34  | 2.6  |
| 14             | JOHNSON, Nate    | 13-0  | 111  | 8.5  | 11-21   | .524 | 0-0     | .000  | 2-7     | .286 | 12       | 15  | 27  | 2.1  | 17  | 0  | 4   | 4   | 5   | 2   | 24  | 1.8  |
| 44             | AGNEW, Darrious  | 4-0   | 24   | 6.0  | 2-4     | .500 | 1-1     | 1.000 | 2-4     | .500 | 1        | 3   | 4   | 1.0  | 4   | 0  | 0   | 3   | 2   | 2   | 7   | 1.8  |
| 13             | LONG, Parker     | 1-0   | 6    | 6.0  | 0-0     | .000 | 0-0     | .000  | 0-0     | .000 | 0        | 0   | 0   | 0.0  | 0   | 0  | 0   | 1   | 0   | 0   | 0   | 0.0  |
| Team           |                  |       |      |      |         |      |         |       |         |      | 19       | 21  | 40  |      |     |    |     | 4   |     |     |     |      |
| Total.....     |                  | 13    | 2725 |      | 295-703 | .420 | 96-282  | .340  | 206-314 | .656 | 122      | 344 | 466 | 35.8 | 282 | 10 | 168 | 199 | 37  | 88  | 892 | 68.6 |
| Opponents..... |                  | 13    | 2725 |      | 319-695 | .459 | 82-237  | .346  | 224-323 | .693 | 86       | 343 | 429 | 33.0 | 258 | -  | 175 | 172 | 43  | 85  | 944 | 72.6 |

| TEAM STATISTICS        | SEMO    | OPP     | Date       | Opponent          | Score     | Att. |
|------------------------|---------|---------|------------|-------------------|-----------|------|
| SCORING                | 892     | 944     | ! 11-28-20 | vs Kansas City    | W 71-66   | 175  |
| Points per game        | 68.6    | 72.6    | 12-02-20   | SOUTHERN ILLINOIS | Lot 79-87 | 740  |
| Scoring margin         | -4.0    | -       | 12-07-20   | LIPSCOMB          | W 82-77   | 580  |
| FIELD GOALS-ATT        | 295-703 | 319-695 | 12-09-20   | at Lipscomb       | Lot 74-80 | 488  |
| Field goal pct         | .420    | .459    | 12-15-20   | at Evansville     | Lot 63-66 | 0    |
| 3 POINT FG-ATT         | 96-282  | 82-237  | * 12-18-20 | UT MARTIN         | L 67-69   | 748  |
| 3-point FG pct         | .340    | .346    | 12-22-20   | at Indiana St.    | L 66-72   | 100  |
| 3-pt FG made per game  | 7.4     | 6.3     | * 12-30-20 | at Tennessee Tech | L 63-72   | 430  |
| FREE THROWS-ATT        | 206-314 | 224-323 | * 01-02-21 | TENNESSEE STATE   | Wo2 83-79 | 760  |
| Free throw pct         | .656    | .693    | * 01-07-21 | at Belmont        | L 66-77   | 271  |
| F-Throws made per game | 15.8    | 17.2    | * 01-16-21 | MOREHEAD STATE    | L 50-64   | 799  |
| REBOUNDS               | 466     | 429     | * 01-19-21 | at Tennessee St.  | W 63-59   | 231  |
| Rebounds per game      | 35.8    | 33.0    | * 01-21-21 | at Morehead State | L 65-76   | 775  |
| Rebounding margin      | +2.8    | -       |            |                   |           |      |
| ASSISTS                | 168     | 175     |            |                   |           |      |
| Assists per game       | 12.9    | 13.5    |            |                   |           |      |
| TURNOVERS              | 199     | 172     |            |                   |           |      |
| Turnovers per game     | 15.3    | 13.2    |            |                   |           |      |
| Turnover margin        | -2.1    | -       |            |                   |           |      |
| Assist/turnover ratio  | 0.8     | 1.0     |            |                   |           |      |
| STEALS                 | 88      | 85      |            |                   |           |      |
| Steals per game        | 6.8     | 6.5     |            |                   |           |      |
| BLOCKS                 | 37      | 43      |            |                   |           |      |
| Blocks per game        | 2.8     | 3.3     |            |                   |           |      |
| ATTENDANCE             | 3627    | 2470    |            |                   |           |      |
| Home games-Avg/Game    | 5-725   | 7-328   |            |                   |           |      |
| Neutral site-Avg/Game  | -       | 1-175   |            |                   |           |      |

\* = Conference game

! = Negro Baseball League Museum Tip-Off Classic (Kansas City, Mo.)

| Score by Periods   | 1st | 2nd | OT | OT2 | Totals |
|--------------------|-----|-----|----|-----|--------|
| Southeast Missouri | 394 | 455 | 32 | 11  | 892    |
| Opponents          | 410 | 478 | 49 | 7   | 944    |



## 2020-21 OVC Statistics

| RECORD:        | OVERALL | HOME | AWAY | NEUTRAL |
|----------------|---------|------|------|---------|
| ALL GAMES      | 2-5     | 1-2  | 1-3  | 0-0     |
| CONFERENCE     | 2-5     | 1-2  | 1-3  | 0-0     |
| NON-CONFERENCE | 0-0     | 0-0  | 0-0  | 0-0     |

| #              | Player           | gp-gs | min  | avg  | Total   |      | 3-Point |       | F-Throw |       | Rebounds |     |     |      | pf  | dq | a  | to  | blk | stl | pts | avg  |
|----------------|------------------|-------|------|------|---------|------|---------|-------|---------|-------|----------|-----|-----|------|-----|----|----|-----|-----|-----|-----|------|
|                |                  |       |      |      | fg-fga  | fg%  | 3fg-fga | 3fg%  | ft-fa   | ft%   | off      | def | tot | avg  |     |    |    |     |     |     |     |      |
| 05             | HARRIS, Chris    | 6-6   | 189  | 31.5 | 20-71   | .282 | 10-37   | .270  | 33-41   | .805  | 0        | 15  | 15  | 2.5  | 15  | 0  | 12 | 11  | 2   | 3   | 83  | 13.8 |
| 11             | NICHOLAS, DQ     | 7-7   | 223  | 31.9 | 19-50   | .380 | 7-21    | .333  | 27-39   | .692  | 3        | 30  | 33  | 4.7  | 14  | 0  | 26 | 24  | 1   | 10  | 72  | 10.3 |
| 03             | REED, JR., Eric  | 7-6   | 206  | 29.4 | 22-52   | .423 | 13-33   | .394  | 8-13    | .615  | 3        | 3   | 6   | 0.9  | 9   | 0  | 9  | 9   | 1   | 4   | 65  | 9.3  |
| 21             | AKENTEN, Nana    | 7-7   | 206  | 29.4 | 21-67   | .313 | 11-47   | .234  | 9-11    | .818  | 5        | 42  | 47  | 6.7  | 18  | 0  | 9  | 13  | 1   | 9   | 62  | 8.9  |
| 31             | TAYLOR, Nolan    | 7-7   | 127  | 18.1 | 20-32   | .625 | 0-0     | .000  | 16-27   | .593  | 6        | 18  | 24  | 3.4  | 20  | 0  | 7  | 9   | 0   | 3   | 56  | 8.0  |
| 02             | LOVE, Jordan     | 7-0   | 110  | 15.7 | 15-31   | .484 | 3-8     | .375  | 6-8     | .750  | 4        | 12  | 16  | 2.3  | 6   | 0  | 9  | 8   | 1   | 6   | 39  | 5.6  |
| 10             | PATTERSON, Manny | 7-0   | 90   | 12.9 | 10-14   | .714 | 0-0     | .000  | 11-16   | .688  | 6        | 18  | 24  | 3.4  | 22  | 1  | 3  | 8   | 10  | 0   | 31  | 4.4  |
| 25             | RUSSELL, Nygal   | 7-1   | 126  | 18.0 | 8-26    | .308 | 3-13    | .231  | 2-6     | .333  | 7        | 13  | 20  | 2.9  | 16  | 0  | 10 | 7   | 0   | 8   | 21  | 3.0  |
| 33             | BRANSON, Dylan   | 7-1   | 110  | 15.7 | 5-10    | .500 | 2-4     | .500  | 3-3     | 1.000 | 7        | 11  | 18  | 2.6  | 16  | 2  | 7  | 8   | 1   | 2   | 15  | 2.1  |
| 44             | AGNEW, Darrious  | 3-0   | 12   | 4.0  | 1-2     | .500 | 1-1     | 1.000 | 2-4     | .500  | 1        | 1   | 2   | 0.7  | 2   | 0  | 0  | 3   | 1   | 1   | 5   | 1.7  |
| 14             | JOHNSON, Nate    | 7-0   | 45   | 6.4  | 4-9     | .444 | 0-0     | .000  | 0-4     | .000  | 3        | 5   | 8   | 1.1  | 9   | 0  | 0  | 2   | 2   | 2   | 8   | 1.1  |
| 13             | LONG, Parker     | 1-0   | 6    | 6.0  | 0-0     | .000 | 0-0     | .000  | 0-0     | .000  | 0        | 0   | 0   | 0.0  | 0   | 0  | 0  | 1   | 0   | 0   | 0   | 0.0  |
| Team           |                  |       |      |      |         |      |         |       |         |       | 9        | 15  | 24  |      |     |    | 3  |     |     |     |     |      |
| Total.....     |                  | 7     | 1450 |      | 145-364 | .398 | 50-164  | .305  | 117-172 | .680  | 54       | 183 | 237 | 33.9 | 147 | 3  | 92 | 106 | 20  | 48  | 457 | 65.3 |
| Opponents..... |                  | 7     | 1450 |      | 175-379 | .462 | 38-121  | .314  | 108-170 | .635  | 57       | 191 | 248 | 35.4 | 135 | -  | 94 | 99  | 24  | 49  | 496 | 70.9 |

| TEAM STATISTICS        | SEMO    | OPP     |
|------------------------|---------|---------|
| SCORING                | 457     | 496     |
| Points per game        | 65.3    | 70.9    |
| Scoring margin         | -5.6    | -       |
| FIELD GOALS-ATT        | 145-364 | 175-379 |
| Field goal pct         | .398    | .462    |
| 3 POINT FG-ATT         | 50-164  | 38-121  |
| 3-point FG pct         | .305    | .314    |
| 3-pt FG made per game  | 7.1     | 5.4     |
| FREE THROWS-ATT        | 117-172 | 108-170 |
| Free throw pct         | .680    | .635    |
| F-Throws made per game | 16.7    | 15.4    |
| REBOUNDS               | 237     | 248     |
| Rebounds per game      | 33.9    | 35.4    |
| Rebounding margin      | -1.6    | -       |
| ASSISTS                | 92      | 94      |
| Assists per game       | 13.1    | 13.4    |
| TURNOVERS              | 106     | 99      |
| Turnovers per game     | 15.1    | 14.1    |
| Turnover margin        | -1.0    | -       |
| Assist/turnover ratio  | 0.9     | 0.9     |
| STEALS                 | 48      | 49      |
| Steals per game        | 6.9     | 7.0     |
| BLOCKS                 | 20      | 24      |
| Blocks per game        | 2.9     | 3.4     |
| ATTENDANCE             | 2307    | 1707    |
| Home games-Avg/Game    | 3-769   | 4-427   |
| Neutral site-Avg/Game  | -       | 0-0     |

| Date       | Opponent          | Score     | Att. |
|------------|-------------------|-----------|------|
| * 12-18-20 | UT MARTIN         | L 67-69   | 748  |
| * 12-30-20 | at Tennessee Tech | L 63-72   | 430  |
| * 01-02-21 | TENNESSEE STATE   | Wo2 83-79 | 760  |
| * 01-07-21 | at Belmont        | L 66-77   | 271  |
| * 01-16-21 | MOREHEAD STATE    | L 50-64   | 799  |
| * 01-19-21 | at Tennessee St.  | W 63-59   | 231  |
| * 01-21-21 | at Morehead State | L 65-76   | 775  |

\* = Conference game

! = Negro Baseball League Museum Tip-Off Classic (Kansas City, Mo.)

| Score by Periods   | 1st | 2nd | OT | OT2 | Totals |
|--------------------|-----|-----|----|-----|--------|
| Southeast Missouri | 215 | 225 | 6  | 11  | 457    |
| Opponents          | 225 | 258 | 6  | 7   | 496    |



## Comparison Game-by-Game (SEMO/Opponent)

| Opponent           | 1st   | 2nd   | Score | Mar  | Total FG    | FG Pct    | 3-Pointers  | 3FG Pct   | Free Throws | FT Pct    | Rebounds (Mar) | Assist | T/Over | Block | Steal | Fouls |
|--------------------|-------|-------|-------|------|-------------|-----------|-------------|-----------|-------------|-----------|----------------|--------|--------|-------|-------|-------|
| Kansas City        | 37/31 | 34/35 | 71-66 | +5   | 20-41/24-52 | .488/.462 | 10-23/4-13  | .435/.308 | 21-35/14-23 | .600/.609 | 31/32 (1)      | 12/13  | 17/17  | 5/2   | 11/13 | 22/25 |
| Southern Illinois  | 31/29 | 40/42 | 79-87 | (8)  | 31-74/25-58 | .419/.431 | 6-19/9-21   | .316/.429 | 11-21/28-35 | .524/.800 | 50/37 +13      | 21/13  | 13/9   | 7/7   | 6/5   | 28/18 |
| Lipscomb           | 39/37 | 43/40 | 82-77 | +5   | 30-62/28-51 | .484/.549 | 10-26/10-22 | .385/.455 | 12-16/11-14 | .750/.786 | 31/25 +6       | 19/22  | 7/13   | 1/2   | 6/1   | 12/16 |
| Lipscomb           | 22/32 | 41/31 | 74-8  | (6)  | 25-55/26-55 | .455/.473 | 6-17/9-20   | .353/.450 | 18-28/19-24 | .643/.792 | 41/25 +16      | 8/15   | 21/10  | 3/3   | 7/7   | 22/24 |
| Evansville         | 26/24 | 30/32 | 63-66 | (3)  | 23-55/21-54 | .418/.389 | 8-16/8-23   | .500/.348 | 9-15/16-22  | .600/.727 | 41/32 +9       | 9/8    | 16/9   | 0/4   | 4/4   | 24/17 |
| UT Martin          | 31/31 | 36/38 | 67-69 | (2)  | 23-51/25-57 | .451/.439 | 9-27/7-17   | .333/.412 | 12-19/12-17 | .632/.706 | 32/33 (1)      | 17/12  | 11/9   | 3/2   | 5/6   | 18/17 |
| Indiana State      | 24/32 | 42/40 | 66-72 | (6)  | 21-52/20-46 | .404/.435 | 6-17/4-17   | .353/.235 | 18-27/28-35 | .667/.800 | 35/30 +5       | 7/10   | 19/15  | 1/1   | 6/6   | 27/23 |
| Tennessee Tech     | 23/38 | 40/34 | 63-72 | (9)  | 24-54/25-52 | .444/.481 | 7-20/6-23   | .350/.261 | 8-14/16-25  | .571/.640 | 30/35 (5)      | 16/16  | 19/17  | 1/4   | 5/12  | 19/18 |
| Tennessee State    | 31/28 | 35/38 | 83-79 | +4   | 19-53/25-54 | .358/.463 | 5-21/7-18   | .238/.389 | 40-51/22-28 | .784/.786 | 31/40 (9)      | 10/16  | 17/25  | 5/4   | 14/5  | 26/36 |
| Belmont            | 35/33 | 31/44 | 66-77 | (11) | 24-62/30-62 | .387/.484 | 7-24/4-20   | .292/.200 | 11-15/13-21 | .733/.619 | 41/36 +5       | 14/17  | 15/11  | 4/6   | 7/7   | 18/8  |
| Morehead State     | 31/31 | 19/33 | 50-64 | (14) | 18-44/23-50 | .409/.460 | 9-22/6-16   | .409/.375 | 5-11/12-19  | .455/.632 | 32/31 +1       | 13/8   | 19/12  | 4/2   | 5/8   | 18/16 |
| Tennessee State    | 35/30 | 28/29 | 63-59 | +4   | 17-46/22-56 | .370/.393 | 6-22/1-13   | .273/.077 | 23-35/14-25 | .657/.560 | 36/40 (4)      | 9/9    | 15/14  | 3/1   | 7/6   | 23/23 |
| Morehead State     | 29/34 | 36/42 | 65-76 | (11) | 20-54/25-48 | .370/.521 | 7-28/7-14   | .250/.500 | 18-28/19-35 | .667/.543 | 35/33 +2       | 13/16  | 10/11  | 0/5   | 5/5   | 25/17 |
| Eastern Kentucky   |       |       |       |      |             |           |             |           |             |           |                |        |        |       |       |       |
| UT Martin          |       |       |       |      |             |           |             |           |             |           |                |        |        |       |       |       |
| SIU Edwardsville   |       |       |       |      |             |           |             |           |             |           |                |        |        |       |       |       |
| Eastern Illinois   |       |       |       |      |             |           |             |           |             |           |                |        |        |       |       |       |
| Murray State       |       |       |       |      |             |           |             |           |             |           |                |        |        |       |       |       |
| Tennessee Tech     |       |       |       |      |             |           |             |           |             |           |                |        |        |       |       |       |
| Jacksonville State |       |       |       |      |             |           |             |           |             |           |                |        |        |       |       |       |
| Murray State       |       |       |       |      |             |           |             |           |             |           |                |        |        |       |       |       |
| Austin Peay        |       |       |       |      |             |           |             |           |             |           |                |        |        |       |       |       |
| Austin Peay        |       |       |       |      |             |           |             |           |             |           |                |        |        |       |       |       |
| Eastern Kentucky   |       |       |       |      |             |           |             |           |             |           |                |        |        |       |       |       |
| Eastern Illinois   |       |       |       |      |             |           |             |           |             |           |                |        |        |       |       |       |
| SIU Edwardsville   |       |       |       |      |             |           |             |           |             |           |                |        |        |       |       |       |

## Points in the Paint, Second Chance Points, Points Off Turnovers, Fastbreak Points, Bench Points

| Opponent           | W/L | POINTS IN THE PAINT |      | 2ND CHANCE POINTS |      | POINTS OFF TURNOVERS |      | FAST BREAK POINTS |      | BENCH POINTS |      |
|--------------------|-----|---------------------|------|-------------------|------|----------------------|------|-------------------|------|--------------|------|
|                    |     | SEMO                | OPP. | SEMO              | OPP. | SEMO                 | OPP. | SEMO              | OPP. | SEMO         | OPP. |
| Kansas City        | W   | 16                  | 40   | 6                 | 8    | 21                   | 16   | 8                 | 12   | 21           | 10   |
| Southern Illinois  | L   | 38                  | 32   | 17                | 2    | 10                   | 15   | 6                 | 4    | 26           | 17   |
| Lipscomb           | W   | 28                  | 32   | 12                | 1    | 23                   | 7    | 4                 | 2    | 23           | 8    |
| Lipscomb           | L   | 32                  | 34   | 17                | 2    | 17                   | 30   | 0                 | 6    | 17           | 18   |
| Evansville         | L   | 24                  | 20   | 12                | 7    | 13                   | 12   | 8                 | 9    | 28           | 14   |
| UT Martin          | L   | 20                  | 26   | 12                | 7    | 12                   | 8    | 8                 | 2    | 21           | 11   |
| Indiana State      | L   | 30                  | 24   | 12                | 7    | 15                   | 18   | 6                 | 18   | 26           | 19   |
| Tennessee Tech     | L   | 30                  | 38   | 5                 | 12   | 6                    | 19   | 6                 | 14   | 14           | 22   |
| Tennessee State    | W   | 20                  | 32   | 13                | 10   | 32                   | 24   | 0                 | 2    | 12           | 33   |
| Belmont            | L   | 30                  | 46   | 9                 | 6    | 7                    | 19   | 6                 | 12   | 29           | 17   |
| Morehead State     | L   | 18                  | 30   | 5                 | 10   | 2                    | 22   | 0                 | 2    | 17           | 10   |
| Tennessee State    | W   | 20                  | 36   | 8                 | 13   | 9                    | 9    | 2                 | 13   | 17           | 4    |
| Morehead State     | L   | 26                  | 30   | 4                 | 4    | 8                    | 9    | 3                 | 6    | 12           | 18   |
| Eastern Kentucky   |     |                     |      |                   |      |                      |      |                   |      |              |      |
| UT Martin          |     |                     |      |                   |      |                      |      |                   |      |              |      |
| SIU Edwardsville   |     |                     |      |                   |      |                      |      |                   |      |              |      |
| Eastern Illinois   |     |                     |      |                   |      |                      |      |                   |      |              |      |
| Murray State       |     |                     |      |                   |      |                      |      |                   |      |              |      |
| Tennessee Tech     |     |                     |      |                   |      |                      |      |                   |      |              |      |
| Jacksonville State |     |                     |      |                   |      |                      |      |                   |      |              |      |
| Murray State       |     |                     |      |                   |      |                      |      |                   |      |              |      |
| Austin Peay        |     |                     |      |                   |      |                      |      |                   |      |              |      |
| Austin Peay        |     |                     |      |                   |      |                      |      |                   |      |              |      |
| Eastern Kentucky   |     |                     |      |                   |      |                      |      |                   |      |              |      |
| Eastern Illinois   |     |                     |      |                   |      |                      |      |                   |      |              |      |
| SIU Edwardsville   |     |                     |      |                   |      |                      |      |                   |      |              |      |





## Game-by-Game Leaders

| Opponent           | W/L | Score                | Points                 | Rebounds            | Assists                       | Blocks                           | Steals                                 |
|--------------------|-----|----------------------|------------------------|---------------------|-------------------------------|----------------------------------|--|
| Kansas City        | W   | 71-66                | Harris - 18            | Taylor, Russell - 7 | Harris - 4                    | Russell - 2                      | Love - 4                               |
| Southern Illinois  | L   | 79-87 <sup>OT</sup>  | Reed, Jr. -17          | Russell - 11        | Harris - 5                    | Johnson, Akenten - 2             | Russell - 2                            |
| Lipscomb           | W   | 92-77                | Harris, Reed, Jr. - 19 | Taylor - 8          | Taylor, Nicholas - 5          | Taylor - 1                       | Nicholas - 3                           |
| Lipscomb           | L   | 74-80 <sup>OT</sup>  | Harris - 21            | Russell - 8         | Akenten, Love - 2             | Taylor, Nicholas, Akenten - 1    | Russell, Love - 2                      |
| Evansville         | L   | 63-66 <sup>OT</sup>  | Reed, Jr. - 16         | Taylor - 9          | Nicholas - 4                  | -                                | Nicholas, Russell, Reed, Jr., Love - 1 |
| UT Martin          | L   | 67-69                | Harris - 23            | Nicholas - 6        | Russell - 6                   | Nicholas, Reed, Jr., Johnson - 1 | Nicholas - 2                           |
| Indiana State      | L   | 66-72                | Harris - 16            | Taylor, Harris - 6  | Harris - 2                    | Agnew - 1                        | Nicholas, Akenten - 2                  |
| Tennessee Tech     | L   | 63-72                | Reed, Jr. - 14         | Akenten - 9         | Nicholas - 8                  | Branson - 1                      | Love - 2                               |
| Tennessee State    | W   | 83-79 <sup>2OT</sup> | Nicholas - 21          | Nicholas - 7        | Nicholas - 5                  | Patterson, Harris - 2            | Nicholas, Reed, Jr. - 3                |
| Belmont            | L   | 66-77                | Akenten - 20           | Akenten - 11        | Love - 6                      | Patterson - 2                    | Akenten, Russell - 2                   |
| Morehead State     | L   | 50-64                | Akenten - 14           | Akenten - 5         | Taylor, Reed, Jr., Harris - 3 | Patterson - 3                    | Harris - 2                             |
| Tennessee State    | W   | 63-59                | Harris - 17            | Nicholas - 7        | Harris - 3                    | Patterson - 3                    | Love, Nicholas - 2                     |
| Morehead State     | L   | 65-76                | Nicholas - 17          | Akenten - 8         | Reed, Jr., Nicholas - 3       | -                                | Akenten, Russell - 2                   |
| Eastern Kentucky   |     |                      |                        |                     |                               |                                  |  |
| UT Martin          |     |                      |                        |                     |                               |                                  |  |
| SIU Edwardsville   |     |                      |                        |                     |                               |                                  |  |
| Eastern Illinois   |     |                      |                        |                     |                               |                                  |  |
| Murray State       |     |                      |                        |                     |                               |                                  |  |
| Tennessee Tech     |     |                      |                        |                     |                               |                                  |  |
| Jacksonville State |     |                      |                        |                     |                               |                                  |  |
| Murray State       |     |                      |                        |                     |                               |                                  |  |
| Austin Peay        |     |                      |                        |                     |                               |                                  |  |
| Austin Peay        |     |                      |                        |                     |                               |                                  |  |
| Eastern Kentucky   |     |                      |                        |                     |                               |                                  |  |
| Eastern Illinois   |     |                      |                        |                     |                               |                                  |  |
| SIU Edwardsville   |     |                      |                        |                     |                               |                                  |  |

## Game-by-Game Starters

| Opponent           | W/L | Score                | Guard    | Guard   | Guard     | Guard     | Forward | First Man Off the Bench                               |
|--------------------|-----|----------------------|----------|---------|-----------|-----------|---------|---|
| Kansas City        | W   | 71-66                | Nicholas | Harris  | Reed, Jr. | Russell   | Taylor  | Akenten, 17 pts., 6 reb., 3 steals, 2 blocks, 32 min. |
| Southern Illinois  | L   | 79-87 <sup>OT</sup>  | Nicholas | Harris  | Reed, Jr. | Russell   | Taylor  | Johnson, 6 pts., 3 reb., 2 blocks, 14 min.            |
| Lipscomb           | W   | 82-77                | Nicholas | Harris  | Akenten   | Russell   | Taylor  | Reed, Jr., 19 pts., 23 min.                           |
| Lipscomb           | L   | 74-80 <sup>OT</sup>  | Nicholas | Harris  | Akenten   | Russell   | Taylor  | Reed, Jr., 5 pts., 3 reb., 30 min.                    |
| Evansville         | L   | 63-66 <sup>OT</sup>  | Nicholas | Harris  | Akenten   | Russell   | Taylor  | Johnson, 6 pts., 3 reb., 14 min.                      |
| UT Martin          | L   | 67-69                | Nicholas | Harris  | Akenten   | Russell   | Taylor  | Reed, Jr., 10 pts., 27 min.                           |
| Indiana State      | L   | 66-72                | Nicholas | Harris  | Akenten   | Russell   | Taylor  | Reed, Jr., 6 pts., 3 reb., 25 min.                    |
| Tennessee Tech     | L   | 63-72                | Nicholas | Harris  | Akenten   | Reed, Jr. | Taylor  | Russell, 5 pts., 1 reb., 16 min.                      |
| Tennessee State    | W   | 83-79 <sup>2OT</sup> | Nicholas | Harris  | Akenten   | Reed, Jr. | Taylor  | Patterson, 5 pts., 3 reb., 2 blocks, 11 min.          |
| Belmont            | L   | 66-77                | Nicholas | Branson | Akenten   | Reed, Jr. | Taylor  | Russell, 3 pts., 6 reb., 27 min.                      |
| Morehead State     | L   | 50-64                | Nicholas | Harris  | Akenten   | Reed, Jr. | Taylor  | Patterson, 2 pts., 4 reb., 3 blocks, 11 min.          |
| Tennessee State    | W   | 63-59                | Nicholas | Harris  | Akenten   | Reed, Jr. | Taylor  | Branson, 2 pts., 5 reb., 20 min.                      |
| Morehead State     | L   | 65-76                | Nicholas | Harris  | Akenten   | Reed, Jr. | Taylor  | Branson, 2 pts., 2 reb., 13 min.                      |
| Eastern Kentucky   |     |                      |          |         |           |           |         |   |
| UT Martin          |     |                      |          |         |           |           |         |   |
| SIU Edwardsville   |     |                      |          |         |           |           |         |   |
| Eastern Illinois   |     |                      |          |         |           |           |         |   |
| Murray State       |     |                      |          |         |           |           |         |   |
| Tennessee Tech     |     |                      |          |         |           |           |         |   |
| Jacksonville State |     |                      |          |         |           |           |         |   |
| Murray State       |     |                      |          |         |           |           |         |   |
| Austin Peay        |     |                      |          |         |           |           |         |   |
| Austin Peay        |     |                      |          |         |           |           |         |   |
| Eastern Kentucky   |     |                      |          |         |           |           |         |   |
| Eastern Illinois   |     |                      |          |         |           |           |         |   |
| SIU Edwardsville   |     |                      |          |         |           |           |         |   |

## Starting Lineup Combinations

| Record | Guard    | Guard   | Guard     | Guard     | Forward |
|--------|----------|---------|-----------|-----------|---------|
| 1-1    | Nicholas | Harris  | Reed, Jr. | Russell   | Taylor  |
| 1-4    | Nicholas | Harris  | Akenten   | Russell   | Taylor  |
| 2-3    | Nicholas | Harris  | Akenten   | Reed, Jr. | Taylor  |
| 0-1    | Nicholas | Branson | Akenten   | Reed, Jr. | Taylor  |



## SOUTHEAST MISSOURI BASKETBALL NOTES // UT MARTIN

|                           | Score                          | FG-A         | Pct.        | 3FG-A        | Pct.        | FT-A         | Pct.        | OFF       | DEF       | Total     | F         | A         | TO        | B        | S         |
|---------------------------|--------------------------------|--------------|-------------|--------------|-------------|--------------|-------------|-----------|-----------|-----------|-----------|-----------|-----------|----------|-----------|
| <b>Southeast Missouri</b> | <b>W, 71-66</b>                | <b>20-41</b> | <b>.488</b> | <b>10-23</b> | <b>.435</b> | <b>21-35</b> | <b>.600</b> | <b>3</b>  | <b>28</b> | <b>31</b> | <b>22</b> | <b>12</b> | <b>17</b> | <b>5</b> | <b>11</b> |
| Kansas City               |                                | 24-52        | .462        | 4-13         | .308        | 14-23        | .609        | 7         | 25        | 32        | 25        | 13        | 17        | 2        | 13        |
| <b>Southeast Missouri</b> | <b>L, 79-87 <sup>OT</sup></b>  | <b>31-74</b> | <b>.419</b> | <b>6-19</b>  | <b>.316</b> | <b>11-21</b> | <b>.524</b> | <b>18</b> | <b>32</b> | <b>50</b> | <b>28</b> | <b>21</b> | <b>13</b> | <b>7</b> | <b>6</b>  |
| Southern Illinois         |                                | 25-58        | .431        | 9-21         | .429        | 28-35        | .800        | 4         | 33        | 37        | 18        | 13        | 9         | 7        | 5         |
| <b>Southeast Missouri</b> | <b>W, 82-77</b>                | <b>30-62</b> | <b>.484</b> | <b>10-26</b> | <b>.385</b> | <b>12-16</b> | <b>.750</b> | <b>11</b> | <b>20</b> | <b>31</b> | <b>12</b> | <b>19</b> | <b>7</b>  | <b>1</b> | <b>6</b>  |
| Lipscomb                  |                                | 28-51        | .549        | 10-22        | .455        | 11-14        | .786        | 4         | 21        | 25        | 16        | 22        | 13        | 2        | 1         |
| <b>Southeast Missouri</b> | <b>L, 74-80 <sup>OT</sup></b>  | <b>25-55</b> | <b>.455</b> | <b>6-17</b>  | <b>.353</b> | <b>18-28</b> | <b>.643</b> | <b>15</b> | <b>26</b> | <b>41</b> | <b>22</b> | <b>8</b>  | <b>21</b> | <b>3</b> | <b>7</b>  |
| Lipscomb                  |                                | 26-55        | .473        | 9-20         | .450        | 19-24        | .792        | 3         | 22        | 25        | 24        | 15        | 10        | 3        | 7         |
| <b>Southeast Missouri</b> | <b>L, 63-66 <sup>OT</sup></b>  | <b>23-55</b> | <b>.418</b> | <b>8-16</b>  | <b>.500</b> | <b>9-15</b>  | <b>.600</b> | <b>10</b> | <b>31</b> | <b>41</b> | <b>24</b> | <b>9</b>  | <b>16</b> | <b>0</b> | <b>4</b>  |
| Evansville                |                                | 21-54        | .389        | 8-23         | .348        | 16-22        | .727        | 5         | 27        | 32        | 17        | 8         | 9         | 4        | 4         |
| <b>Southeast Missouri</b> | <b>L, 67-69</b>                | <b>23-51</b> | <b>.451</b> | <b>9-27</b>  | <b>.333</b> | <b>12-19</b> | <b>.632</b> | <b>6</b>  | <b>26</b> | <b>32</b> | <b>18</b> | <b>17</b> | <b>11</b> | <b>3</b> | <b>5</b>  |
| UT Martin                 |                                | 25-57        | .439        | 7-17         | .412        | 12-17        | .706        | 8         | 25        | 33        | 17        | 12        | 9         | 2        | 6         |
| <b>Southeast Missouri</b> | <b>L, 66-72</b>                | <b>21-52</b> | <b>.404</b> | <b>6-17</b>  | <b>.353</b> | <b>18-27</b> | <b>.667</b> | <b>11</b> | <b>24</b> | <b>35</b> | <b>27</b> | <b>7</b>  | <b>19</b> | <b>1</b> | <b>6</b>  |
| Indiana State             |                                | 20-46        | .435        | 4-17         | .235        | 28-35        | .800        | 6         | 24        | 30        | 23        | 10        | 15        | 1        | 6         |
| <b>Southeast Missouri</b> | <b>L, 63-72</b>                | <b>24-54</b> | <b>.444</b> | <b>7-20</b>  | <b>.350</b> | <b>8-14</b>  | <b>.571</b> | <b>6</b>  | <b>24</b> | <b>30</b> | <b>19</b> | <b>16</b> | <b>19</b> | <b>1</b> | <b>5</b>  |
| Tennessee Tech            |                                | 25-52        | .481        | 6-23         | .261        | 16-25        | .640        | 8         | 27        | 35        | 18        | 16        | 17        | 4        | 12        |
| <b>Southeast Missouri</b> | <b>W, 83-79 <sup>2OT</sup></b> | <b>19-53</b> | <b>.358</b> | <b>5-21</b>  | <b>.238</b> | <b>40-51</b> | <b>.784</b> | <b>9</b>  | <b>22</b> | <b>31</b> | <b>26</b> | <b>10</b> | <b>17</b> | <b>5</b> | <b>14</b> |
| Tennessee State           |                                | 25-54        | .463        | 7-18         | .389        | 22-28        | .786        | 9         | 31        | 40        | 36        | 16        | 25        | 4        | 5         |
| <b>Southeast Missouri</b> | <b>L, 66-77</b>                | <b>24-62</b> | <b>.387</b> | <b>7-24</b>  | <b>.292</b> | <b>11-15</b> | <b>.733</b> | <b>12</b> | <b>29</b> | <b>41</b> | <b>18</b> | <b>14</b> | <b>15</b> | <b>4</b> | <b>7</b>  |
| Belmont                   |                                | 30-62        | .484        | 4-20         | .200        | 13-21        | .619        | 9         | 27        | 36        | 8         | 17        | 11        | 6        | 7         |
| <b>Southeast Missouri</b> | <b>L, 50-64</b>                | <b>18-44</b> | <b>.409</b> | <b>9-22</b>  | <b>.409</b> | <b>5-11</b>  | <b>.455</b> | <b>6</b>  | <b>26</b> | <b>32</b> | <b>18</b> | <b>13</b> | <b>19</b> | <b>4</b> | <b>5</b>  |
| Morehead State            |                                | 23-50        | .460        | 6-16         | .375        | 12-19        | .632        | 7         | 24        | 31        | 16        | 8         | 12        | 2        | 8         |
| <b>Southeast Missouri</b> | <b>W, 63-59</b>                | <b>17-46</b> | <b>.370</b> | <b>6-22</b>  | <b>.273</b> | <b>23-35</b> | <b>.657</b> | <b>8</b>  | <b>28</b> | <b>36</b> | <b>23</b> | <b>9</b>  | <b>15</b> | <b>3</b> | <b>7</b>  |
| Tennessee State           |                                | 22-56        | .393        | 1-13         | .077        | 14-25        | .560        | 12        | 28        | 40        | 23        | 9         | 14        | 1        | 6         |
| <b>Southeast Missouri</b> | <b>L, 65-76</b>                | <b>20-54</b> | <b>.370</b> | <b>7-28</b>  | <b>.250</b> | <b>18-27</b> | <b>.667</b> | <b>7</b>  | <b>28</b> | <b>35</b> | <b>25</b> | <b>13</b> | <b>10</b> | <b>0</b> | <b>5</b>  |
| Morehead State            |                                | 25-48        | .521        | 7-14         | .500        | 19-35        | .543        | 4         | 29        | 33        | 17        | 16        | 11        | 5        | 5         |
| <b>Southeast Missouri</b> |                                |              |             |              |             |              |             |           |           |           |           |           |           |          |           |
| Eastern Kentucky          |                                |              |             |              |             |              |             |           |           |           |           |           |           |          |           |
| <b>Southeast Missouri</b> |                                |              |             |              |             |              |             |           |           |           |           |           |           |          |           |
| UT Martin                 |                                |              |             |              |             |              |             |           |           |           |           |           |           |          |           |
| <b>Southeast Missouri</b> |                                |              |             |              |             |              |             |           |           |           |           |           |           |          |           |
| SIU Edwardsville          |                                |              |             |              |             |              |             |           |           |           |           |           |           |          |           |
| <b>Southeast Missouri</b> |                                |              |             |              |             |              |             |           |           |           |           |           |           |          |           |
| Eastern Illinois          |                                |              |             |              |             |              |             |           |           |           |           |           |           |          |           |
| <b>Southeast Missouri</b> |                                |              |             |              |             |              |             |           |           |           |           |           |           |          |           |
| Murray State              |                                |              |             |              |             |              |             |           |           |           |           |           |           |          |           |
| <b>Southeast Missouri</b> |                                |              |             |              |             |              |             |           |           |           |           |           |           |          |           |
| Tennessee Tech            |                                |              |             |              |             |              |             |           |           |           |           |           |           |          |           |
| <b>Southeast Missouri</b> |                                |              |             |              |             |              |             |           |           |           |           |           |           |          |           |
| Jacksonville State        |                                |              |             |              |             |              |             |           |           |           |           |           |           |          |           |
| <b>Southeast Missouri</b> |                                |              |             |              |             |              |             |           |           |           |           |           |           |          |           |
| Murray State              |                                |              |             |              |             |              |             |           |           |           |           |           |           |          |           |
| <b>Southeast Missouri</b> |                                |              |             |              |             |              |             |           |           |           |           |           |           |          |           |
| Austin Peay               |                                |              |             |              |             |              |             |           |           |           |           |           |           |          |           |
| <b>Southeast Missouri</b> |                                |              |             |              |             |              |             |           |           |           |           |           |           |          |           |
| Austin Peay               |                                |              |             |              |             |              |             |           |           |           |           |           |           |          |           |
| <b>Southeast Missouri</b> |                                |              |             |              |             |              |             |           |           |           |           |           |           |          |           |
| Eastern Kentucky          |                                |              |             |              |             |              |             |           |           |           |           |           |           |          |           |
| <b>Southeast Missouri</b> |                                |              |             |              |             |              |             |           |           |           |           |           |           |          |           |
| Eastern Illinois          |                                |              |             |              |             |              |             |           |           |           |           |           |           |          |           |
| <b>Southeast Missouri</b> |                                |              |             |              |             |              |             |           |           |           |           |           |           |          |           |
| SIU Edwardsville          |                                |              |             |              |             |              |             |           |           |           |           |           |           |          |           |



## 2020-21 Game-by-Game Leaders Summary (# of Games)

### Points

|                     |   |
|---------------------|---|
| Chris Harris.....   | 6 |
| Erick Reed, Jr..... | 4 |
| Nana Akenten.....   | 2 |
| DQ Nicholas.....    | 2 |

### Rebounds

|                    |   |
|--------------------|---|
| Nolan Taylor.....  | 4 |
| Nana Akenten.....  | 4 |
| DQ Nicholas.....   | 3 |
| Nygal Russell..... | 3 |
| Chris Harris.....  | 2 |

### Assists

|                    |   |
|--------------------|---|
| Chris Harris.....  | 5 |
| DQ Nicholas.....   | 5 |
| Jordan Love.....   | 2 |
| Nolan Taylor.....  | 2 |
| Eric Reed, Jr..... | 2 |
| Nana Akenten.....  | 1 |
| Nygal Russell..... | 1 |

### Blocks

|                      |   |
|----------------------|---|
| Manny Patterson..... | 4 |
| Nana Akenten.....    | 3 |
| Nolan Taylor.....    | 2 |
| Nate Johnson.....    | 2 |
| DQ Nicholas.....     | 2 |
| Eric Reed, Jr.....   | 1 |
| Nygal Russell.....   | 1 |
| Darrious Agnew.....  | 1 |
| Dylan Branson.....   | 1 |
| Chris Harris.....    | 1 |

### Steals

|                    |   |
|--------------------|---|
| DQ Nicholas.....   | 6 |
| Jordan Love.....   | 5 |
| Nygal Russell..... | 5 |
| Nana Akenten.....  | 3 |
| Eric Reed, Jr..... | 2 |
| Chris Harris.....  | 1 |

### Dunks (# for 2020-21 Season)

|                   |   |
|-------------------|---|
| Nana Akenten..... | 4 |
| Nate Johnson..... | 2 |
| Jordan Love.....  | 1 |

### Games Played/Started

|                 | 2020-21 | Career |
|-----------------|---------|--------|
| Nygal Russell   | 13/7    | 72/23  |
| DQ Nicholas     | 13/13   | 43/32  |
| Jordan Love     | 13/0    | 38/4   |
| Darrious Agnew  | 4/0     | 26/5   |
| Evan Morrison   | -       | 17/0   |
| Chris Harris    | 12/12   | 14/12  |
| Nolan Taylor    | 13/13   | 13/13  |
| Eric Reed, Jr.  | 13/8    | 13/8   |
| Nana Akenten    | 13/11   | 13/11  |
| Nate Johnson    | 13/0    | 13/0   |
| Dylan Branson   | 13/1    | 13/1   |
| Manny Patterson | 8/0     | 8/0    |
| Parker Long     | 1/0     | 1/0    |

## Career Ledger

### Double-Digit Point Games

|                      | 2020-21 | Career |
|----------------------|---------|--------|
| DQ Nicholas.....     | 6       | 15     |
| Nygal Russell.....   | 1       | 12     |
| Chris Harris.....    | 10      | 12     |
| Nolan Taylor.....    | 7       | 7      |
| Eric Reed, Jr.....   | 6       | 6      |
| Jordan Love.....     | 2       | 4      |
| Nana Akenten.....    | 4       | 4      |
| Darrious Agnew.....  | -       | 3      |
| Dylan Branson.....   | 1       | 1      |
| Manny Patterson..... | 1       | 1      |

### Double-Digit Rebound Games

|                    | 2020-21 | Career |
|--------------------|---------|--------|
| Nygal Russell..... | 1       | 1      |
| Nana Akenten.....  | 1       | 1      |

### 20+ Point Games

|                    | 2020-21 | Career |
|--------------------|---------|--------|
| DQ Nicholas.....   | 1       | 4      |
| Chris Harris.....  | 2       | 2      |
| Nygal Russell..... | -       | 1      |

### 8+ Rebound Games

|                    | 2020-21 | Career |
|--------------------|---------|--------|
| Nana Akenten.....  | 3       | 3      |
| Nygal Russell..... | 2       | 3      |
| Nolan Taylor.....  | 2       | 2      |

### 5+ Assist Games

|                    | 2020-21 | Career |
|--------------------|---------|--------|
| Nygal Russell..... | 1       | 5      |
| DQ Nicholas.....   | 3       | 4      |
| Jordan Love.....   | -       | 1      |
| Chris Harris.....  | 1       | 1      |
| Nolan Taylor.....  | 1       | 1      |
| Nana Akenten.....  | 1       | 1      |

### 3+ Steal Games

|                    | 2020-21 | Career |
|--------------------|---------|--------|
| DQ Nicholas.....   | 2       | 3      |
| Nygal Russell..... | -       | 2      |
| Jordan Love.....   | 1       | 1      |
| Nana Akenten.....  | 1       | 1      |
| Eric Reed, Jr..... | 1       | 1      |

### Double-Doubles

|                   | 2020-21 | Career |
|-------------------|---------|--------|
| Nana Akenten..... | 1       | 1      |

## SEMO's 2020-21 Record:

|   |     |
|---|-----|
| At Home.....  | 2-3 |
| On the Road.....  | 1-6 |
| At Neutral Sites.....                                       | 1-0 |
| In Ohio Valley Conference Games.....                        | 2-5 |
| In November.....  | 1-0 |
| In December.....  | 1-6 |
| In January.....   | 2-3 |
| In February.....  | 0-0 |
| In March.....   | 0-0 |
| Leading at the Half.....                                    | 4-3 |
| Trailing at the Half.....                                   | 0-4 |
| Tied at the Half.....                                       | 0-2 |
| In Overtime Games.....                                      | 1-3 |
| The Redhawks Score First.....                               | 1-4 |
| In 1-4 Point Games.....                                     | 2-2 |
| In 5-9 Point Games.....                                     | 2-4 |
| In 10-14 Point Games.....                                   | 0-3 |
| In 15+ Point Games.....                                     | 0-0 |
| Leading with Five Minutes Left in Regulation.....           | 3-2 |
| Trailing with Five Minutes Left in Regulation.....          | 1-7 |
| Tied with Five Minutes Left in Regulation.....              | 0-0 |
| Scoring Less than 50 Points.....                            | 0-0 |
| Scoring 50-59 Points.....                                   | 0-1 |
| Scoring 60-69 Points.....                                   | 1-6 |
| Scoring 70-79 Points.....                                   | 1-2 |
| Scoring 80-89 Points.....                                   | 2-0 |
| Scoring 90-99 Points.....                                   | 0-0 |
| Scoring 100 or more Points.....                             | 0-0 |
| Giving up Less Than 50 Points.....                          | 0-0 |
| Giving up 50-59 Points.....                                 | 1-0 |
| Giving up 60-69 Points.....                                 | 1-3 |
| Giving up 70-79 Points.....                                 | 2-4 |
| Giving up 80-89 Points.....                                 | 0-2 |
| Giving up 90-99 Points.....                                 | 0-0 |
| Giving up 100 or more Points.....                           | 0-0 |
| Shooting 50% or Better from the Field.....                  | 0-0 |
| Shooting Less Than 50% from the Field.....                  | 4-9 |
| Opponent Shoots 50% or Better from the Field.....           | 1-1 |
| Opponent Shoots Less Than 50% from the Field.....           | 3-8 |
| Outshooting Opponent.....                                   | 1-2 |
| Outshot by Opponent.....                                    | 3-7 |
| Field Goal Percentage is Tied.....                          | 0-0 |
| Shooting 50% or Better from 3-Point Range.....              | 0-1 |
| Shooting Less Than 50% from 3-Point Range.....              | 4-8 |
| Opponent Shoots 50% or Better from 3-Point Range.....       | 0-1 |
| Opponent Shoots Less Than 50% from 3-Point Range.....       | 4-8 |
| Shooting 50% or Better from the Free Throw Line.....        | 4-8 |
| Shooting Less Than 50% from the Free Throw Line.....        | 0-1 |
| Opponent Shoots 50% or Better from the Free Throw Line..... | 4-8 |
| Opponent Shoots Less Than 50% from the Free Throw Line..... | 0-1 |
| Shooting More Free Throws Than Opponent.....                | 4-1 |
| Shooting Less Free Throws Than Opponent.....                | 0-7 |
| Free Throws are Tied.....                                   | 0-1 |
| Southeast's Starters Outscore Opponent's Starters.....      | 1-0 |
| Opponent's Starters Outscore Southeast's Starters.....      | 3-9 |
| Starter Scoring is Tied.....                                | 0-0 |
| Bench Outscores Opponent.....                               | 3-6 |
| Opponent Bench Outscores Southeast.....                     | 1-3 |
| Bench Scoring is Tied.....                                  | 0-0 |
| Bench Contributes Double Figures in Points.....             | 4-9 |
| No Redhawk Players Score Double Figures.....                | 0-0 |
| Two Redhawk Players Score Double Figures.....               | 0-3 |
| 3+ Redhawk Players Score Double Figures.....                | 4-5 |
| Outrebounding an Opponent.....                              | 1-7 |
| Opponent Outrebounds Southeast.....                         | 3-2 |
| Rebounds are Tied.....                                      | 0-0 |
| Getting 10+ Assists.....                                    | 3-6 |
| Getting 10+ Steals.....                                     | 2-0 |
| Getting 5+ Blocks.....                                      | 2-1 |
| Forcing more Turnovers than Opponent.....                   | 2-2 |
| Committing more Turnovers than Opponent.....                | 1-7 |
| Turnovers are Tied.....                                     | 1-0 |



## DARRIOUS AGNEW

# 44

**2020-21:** Played in four games off the bench...Saw his first action of the season when he logged 12 minutes at Indiana State (12/22)...Scored two points and grabbed two rebounds against the Sycamores...Made a 3-pointer at Belmont (1/7).

### Agnew's Game-by-Game Statistics

| 2020-21             | FG  | 3P  | FT  | O/D | REB | E | PTS | A | TO | B | S | M  |
|---------------------|-----|-----|-----|-----|-----|---|-----|---|----|---|---|----|
| vs. Kansas City     | DNP | -   | -   | -   | -   | - | -   | - | -  | - | - | -  |
| Southern Illinois   | DNP | -   | -   | -   | -   | - | -   | - | -  | - | - | -  |
| Lipscomb            | DNP | -   | -   | -   | -   | - | -   | - | -  | - | - | -  |
| at Lipscomb         | DNP | -   | -   | -   | -   | - | -   | - | -  | - | - | -  |
| at Evansville       | DNP | -   | -   | -   | -   | - | -   | - | -  | - | - | -  |
| UT Martin           | DNP | -   | -   | -   | -   | - | -   | - | -  | - | - | -  |
| at Indiana State    | 1-2 | 0-0 | 0-0 | 0/2 | 2   | 2 | 2   | 0 | 0  | 1 | 1 | 12 |
| at Tennessee Tech   | 0-1 | 0-0 | 0-0 | 0/0 | 0   | 0 | 0   | 0 | 0  | 0 | 0 | 3  |
| Tennessee State     | 0-0 | 0-0 | 1-2 | 1/1 | 2   | 0 | 1   | 0 | 2  | 0 | 1 | 5  |
| at Belmont          | 1-1 | 1-1 | 1-2 | 0/0 | 0   | 2 | 4   | 0 | 1  | 1 | 0 | 4  |
| Morehead State      | DNP | -   | -   | -   | -   | - | -   | - | -  | - | - | -  |
| at Tennessee State  | DNP | -   | -   | -   | -   | - | -   | - | -  | - | - | -  |
| at Morehead State   | DNP | -   | -   | -   | -   | - | -   | - | -  | - | - | -  |
| at Eastern Kentucky |     |     |     |     |     |   |     |   |    |   |   |    |
| at UT Martin        |     |     |     |     |     |   |     |   |    |   |   |    |
| SIU Edwardsville    |     |     |     |     |     |   |     |   |    |   |   |    |
| Eastern Illinois    |     |     |     |     |     |   |     |   |    |   |   |    |
| Murray State        |     |     |     |     |     |   |     |   |    |   |   |    |
| Tennessee Tech      |     |     |     |     |     |   |     |   |    |   |   |    |
| Jacksonville State  |     |     |     |     |     |   |     |   |    |   |   |    |
| at Murray State     |     |     |     |     |     |   |     |   |    |   |   |    |
| at Austin Peay      |     |     |     |     |     |   |     |   |    |   |   |    |
| Austin Peay         |     |     |     |     |     |   |     |   |    |   |   |    |
| Eastern Kentucky    |     |     |     |     |     |   |     |   |    |   |   |    |
| at Eastern Illinois |     |     |     |     |     |   |     |   |    |   |   |    |
| at SIU Edwardsville |     |     |     |     |     |   |     |   |    |   |   |    |
| Totals              | 2-4 | 1-1 | 2-4 | 1/3 | 4   | 4 | 7   | 0 | 3  | 2 | 2 | 24 |

\* - Game Started

### 2020-21 Season-Highs

|                           |    |                                       |
|---------------------------|----|---------------------------------------|
| Points.....               | 4  | at Belmont (1/7/21)                   |
| Total Rebounds.....       | 2  | 2x, last vs. Tennessee State (1/2/21) |
| Offensive.....            | 1  | vs. Tennessee State (1/2/21)          |
| Defensive.....            | 2  | at Indiana State (12/22/20)           |
| FG Made.....              | 1  | 2x, last at Belmont (1/7/21)          |
| FG Attempted.....         | 2  | at Indiana State (12/22/20)           |
| 3-Point FG Made.....      | 1  | at Belmont (1/7/21)                   |
| 3-Point FG Attempted..... | 1  | at Belmont (1/7/21)                   |
| FT Made.....              | 1  | 2x, last at Belmont (1/7/21)          |
| FT Attempted.....         | 2  | 2x, last at Belmont (1/7/21)          |
| Assists.....              | -  | -                                     |
| Blocks.....               | 1  | 2x, last at Belmont (1/7/21)          |
| Steals.....               | 1  | 2x, last vs. Tennessee State (1/2/21) |
| Minutes.....              | 12 | at Indiana State (12/22/20)           |

### Career-Highs

|                           |    |   |
|---------------------------|----|---|
| Points.....               | 17 | at Youngstown State (12/15/19)          |
| Total Rebounds.....       | 6  | 2x, last at Youngstown State (12/15/19) |
| Offensive.....            | 3  | vs. Cal State Fullerton (11/27/19)      |
| Defensive.....            | 4  | 2x, last vs. Murray State (1/18/20)     |
| FG Made.....              | 8  | at Youngstown State (12/15/19)          |
| FG Attempted.....         | 14 | at Youngstown State (12/15/19)          |
| 3-Point FG Made.....      | 1  | 3x, last at Belmont (1/7/21)            |
| 3-Point FG Attempted..... | 2  | vs. Cal State Fullerton (11/27/19)      |
| FT Made.....              | 5  | at Santa Clara (11/29/19)               |
| FT Attempted.....         | 6  | at Santa Clara (11/29/19)               |
| Assists.....              | 4  | at Drake (12/7/19)                      |
| Blocks.....               | 1  | at Indiana State (12/22/20)             |
| Steals.....               | 2  | 3x, last at Youngstown State (12/15/19) |
| Minutes.....              | 22 | vs. Murray State (1/18/20)              |


### Agnew's Career Statistics at Southeast Missouri

| Overall |      |     |      |        |      |          |       |        |      |     |     |     |     |    |    |    |    |     |     |     |     |
|---------|------|-----|------|--------|------|----------|-------|--------|------|-----|-----|-----|-----|----|----|----|----|-----|-----|-----|-----|
| Season  | G-GS | Min | Avg  | FG-FGA | Pct  | 3FG-3FGA | Pct   | FT-FTA | Pct  | Off | Def | Tot | Avg | PF | FO | A  | TO | Blk | Stl | Pts | Avg |
| 2019-20 | 22-5 | 234 | 10.6 | 39-93  | .419 | 2-8      | .250  | 23-35  | .657 | 15  | 31  | 46  | 2.1 | 35 | 1  | 10 | 20 | 0   | 11  | 103 | 4.7 |
| 2020-21 | 4-0  | 24  | 6.0  | 2-4    | .500 | 1-1      | 1.000 | 2-4    | .500 | 1   | 3   | 4   | 1.0 | 4  | 0  | 3  | 2  | 2   | 7   | 1.8 |     |
| Total   | 26-5 | 258 | 9.9  | 41-97  | .423 | 3-9      | .333  | 25-39  | .641 | 16  | 34  | 50  | 1.9 | 39 | 1  | 10 | 23 | 2   | 13  | 110 | 4.2 |

| Ohio Valley Conference Games Only |      |     |     |        |      |          |       |        |      |     |     |     |     |    |    |   |    |     |     |     |     |
|-----------------------------------|------|-----|-----|--------|------|----------|-------|--------|------|-----|-----|-----|-----|----|----|---|----|-----|-----|-----|-----|
| Season                            | G-GS | Min | Avg | FG-FGA | Pct  | 3FG-3FGA | Pct   | FT-FTA | Pct  | Off | Def | Tot | Avg | PF | FO | A | TO | Blk | Stl | Pts | Avg |
| 2019-20                           | 9-0  | 59  | 6.6 | 5-21   | .238 | 0-1      | .000  | 6-9    | .667 | 3   | 8   | 11  | 1.2 | 9  | 1  | 3 | 4  | 0   | 2   | 16  | 1.8 |
| 2020-21                           | 3-0  | 12  | 4.0 | 1-2    | .500 | 1-1      | 1.000 | 2-4    | .500 | 1   | 1   | 2   | 0.7 | 2  | 0  | 0 | 3  | 1   | 1   | 5   | 1.7 |
| Total                             | 12-0 | 71  | 5.9 | 6-23   | .261 | 1-2      | .500  | 8-13   | .615 | 4   | 9   | 13  | 1.1 | 11 | 1  | 3 | 7  | 1   | 3   | 21  | 1.8 |





## NANA AKENTEN

# 21

**2020-21:** Ranks fifth on the team in scoring and first in rebounding with 8.9 points and 6.2 rebounds per game, respectively...Is the Redhawks top free throw shooter (.750, 15-of-20)...Ranks second on the team in 3-point field goals made (23)...Is second on the team with six blocks...Ranks eighth in the league in rebounding and tied for fifth in 3-point field goals made (2.0 per game)...Made a big Southeast Missouri debut when he came off the bench to score 17 points, including 16 in the first half at Kansas City (11/28)...Shot 6-of-12 from the field and finished with a game-high four 3-pointers against the Roos...Had two assists, three steals, two blocks and made a beyond halfcourt shot in that game...Followed that up with eight points and eight rebounds vs. Southern Illinois (12/2)...Scored nine points and had seven rebounds in his first career SEMO start vs. Lipscomb (12/7)...Started each of the last nine games...Scored double figures in four contests...Became the first Redhawk to get a double-double in 2020-21 when he scored 20 points and grabbed 11 rebounds at Belmont (1/7)...Ranks second on the team with 16 steals.

**Nebraska:** Played in 28 games in 2018-19, averaging 4.3 points and 2.5 rebounds per game while being one of the Huskers' first subs off the bench...His two starts came against Oklahoma State and Cal State Fullerton...Ranked sixth on the team with 24 three-pointers and shot 30 percent from long range...Reached double figures three times with a career-high 19 points in 13 minutes against Mississippi Valley State in the season-opener...Made a career-high five 3-pointers in that game, one of four contests with at least three 3-pointers...Had 11 points on 4-of-6 shooting in a win over Missouri State and 11 points on 5-of-7 field goals at #9 Michigan...Scored five or more points 10 times, including three times in Big Ten Conference play...Missed Nebraska's last six games due to a suspension for violation of team rules that led to his decision to transfer on Apr. 17, 2019...Provided depth on the wing as a freshman in 2017-18...Saw action in seven games, tallying seven points and two rebounds in 21 minutes...Made 3-pointers against Marist and Delaware State...Played a season-high six minutes at #3 Michigan State.

### Akenten's Game-by-Game Statistics

| 2020-21             | FG     | 3P    | FT    | O/D   | REB | E  | PTS | A  | TO | B | S  | M   |
|---------------------|--------|-------|-------|-------|-----|----|-----|----|----|---|----|-----|
| vs. Kansas City     | 6-12   | 4-9   | 1-2   | 0/6   | 6   | 2  | 17  | 2  | 2  | 2 | 3  | 32  |
| Southern Illinois   | 3-7    | 1-4   | 1-2   | 1/7   | 8   | 5  | 8   | 1  | 5  | 2 | 1  | 32  |
| Lipscomb*           | 3-10   | 3-6   | 0-0   | 3/4   | 7   | 1  | 9   | 0  | 1  | 0 | 0  | 29  |
| at Lipscomb*        | 1-3    | 0-2   | 0-0   | 1/3   | 4   | 2  | 2   | 2  | 2  | 1 | 1  | 22  |
| at Evansville*      | 4-6    | 4-4   | 2-2   | 3/2   | 5   | 3  | 14  | 0  | 1  | 0 | 0  | 28  |
| UT Martin*          | 2-7    | 1-5   | 0-0   | 0/3   | 3   | 2  | 5   | 2  | 1  | 0 | 1  | 30  |
| at Indiana State*   | 1-5    | 0-3   | 2-3   | 1/3   | 4   | 5  | 4   | 1  | 1  | 0 | 2  | 20  |
| at Tennessee Tech*  | 3-13   | 2-8   | 0-0   | 1/8   | 9   | 3  | 8   | 2  | 3  | 0 | 0  | 33  |
| Tennessee State*    | 1-5    | 0-4   | 4-4   | 0/6   | 6   | 3  | 6   | 0  | 3  | 0 | 2  | 37  |
| at Belmont*         | 7-17   | 3-11  | 3-4   | 1/10  | 11  | 3  | 20  | 2  | 1  | 0 | 2  | 35  |
| Morehead State*     | 5-9    | 4-7   | 0-1   | 2/3   | 5   | 2  | 14  | 0  | 3  | 1 | 1  | 28  |
| at Tennessee State* | 1-8    | 0-5   | 0-0   | 0/5   | 5   | 2  | 2   | 1  | 0  | 0 | 1  | 16  |
| at Morehead State*  | 2-8    | 1-7   | 2-2   | 1/7   | 8   | 3  | 7   | 2  | 2  | 0 | 2  | 27  |
| at Eastern Kentucky |        |       |       |       |     |    |     |    |    |   |    |     |
| at UT Martin        |        |       |       |       |     |    |     |    |    |   |    |     |
| SIU Edwardsville    |        |       |       |       |     |    |     |    |    |   |    |     |
| Eastern Illinois    |        |       |       |       |     |    |     |    |    |   |    |     |
| Murray State        |        |       |       |       |     |    |     |    |    |   |    |     |
| Tennessee Tech      |        |       |       |       |     |    |     |    |    |   |    |     |
| Jacksonville State  |        |       |       |       |     |    |     |    |    |   |    |     |
| at Murray State     |        |       |       |       |     |    |     |    |    |   |    |     |
| at Austin Peay      |        |       |       |       |     |    |     |    |    |   |    |     |
| Austin Peay         |        |       |       |       |     |    |     |    |    |   |    |     |
| Eastern Kentucky    |        |       |       |       |     |    |     |    |    |   |    |     |
| at Eastern Illinois |        |       |       |       |     |    |     |    |    |   |    |     |
| at SIU Edwardsville |        |       |       |       |     |    |     |    |    |   |    |     |
| Totals              | 39-110 | 23-75 | 15-20 | 14/67 | 81  | 36 | 116 | 15 | 25 | 6 | 16 | 369 |


\* - Game Started

### 2020-21 Season/Career-Highs

|                            |    |  |
|----------------------------|----|--|
| Points .....               | 20 | at Belmont (1/7/21)                      |
| Total Rebounds .....       | 11 | at Belmont (1/7/21)                      |
| Offensive .....            | 3  | 2x, last at Evansville (12/15/20)        |
| Defensive .....            | 10 | at Belmont (1/7/21)                      |
| FG Made .....              | 7  | at Belmont (1/7/21)                      |
| FG Attempted .....         | 17 | at Belmont (1/7/21)                      |
| 3-Point FG Made .....      | 4  | 3x, last vs. Morehead State (1/16/21)    |
| 3-Point FG Attempted ..... | 11 | at Belmont (1/7/21)                      |
| FT Made .....              | 4  | vs. Tennessee State (1/2/21)             |
| FT Attempted .....         | 4  | 2x, last at Belmont (1/7/21)             |
| Assists .....              | 2  | 6x, last at Morehead State (1/21/21)     |
| Blocks .....               | 2  | 2x, last vs. Southern Illinois (12/2/20) |
| Steals .....               | 3  | vs. Kansas City (11/28/20)               |
| Minutes .....              | 37 | vs. Tennessee State (1/2/21)             |

### Akenten's Career Statistics at Southeast Missouri

| Season                            | G-GS  | Min | Avg  | FG-FGA | Pct  | 3FG-3FGA | Pct  | FT-FTA | Pct  | Off | Def | Tot | Avg | PF | FO | A  | TO | Blk | Stl | Pts | Avg |
|-----------------------------------|-------|-----|------|--------|------|----------|------|--------|------|-----|-----|-----|-----|----|----|----|----|-----|-----|-----|-----|
| 2020-21                           | 13-11 | 369 | 28.4 | 39-110 | .355 | 23-75    | .307 | 15-20  | .750 | 14  | 67  | 81  | 6.2 | 36 | 2  | 15 | 25 | 6   | 16  | 116 | 8.9 |
| Overall                           |       |     |      |        |      |          |      |        |      |     |     |     |     |    |    |    |    |     |     |     |     |
| Ohio Valley Conference Games Only |       |     |      |        |      |          |      |        |      |     |     |     |     |    |    |    |    |     |     |     |     |
| Season                            | G-GS  | Min | Avg  | FG-FGA | Pct  | 3FG-3FGA | Pct  | FT-FTA | Pct  | Off | Def | Tot | Avg | PF | FO | A  | TO | Blk | Stl | Pts | Avg |
| 2020-21                           | 7-7   | 206 | 29.4 | 21-67  | .313 | 11-47    | .234 | 9-11   | .818 | 5   | 42  | 47  | 6.7 | 18 | 0  | 9  | 13 | 1   | 9   | 62  | 8.9 |



## DYLAN BRANSON

# 33

**2020-21:** Saw limited action off the bench in 12 games...Made his first career start at Belmont (1/7)...Put up double figures in the scoring column for the first time when he finished with 12 points on three 3-pointers and three free throws at Indiana State (12/22)...Scored the first points of his college career when he finished with two vs. Southern Illinois (12/2)...Also had four rebounds and dished out three assists in eight minutes against the Salukis...Played five minutes in his first career college game at Kansas City (11/28)...Had one steal against the Roos...Logged 13 minutes and scored two points at Lipscomb (12/9)...Splashed in the first 3-pointer of his career at Evansville (12/15)...Made two 3-pointers vs. Morehead State (1/16)...Grabbed a season-best five rebounds at Tennessee State (1/19)...Averages 2.6 points and two rebounds.

**Prep:** Versatile player who attended Mehlville High School where he helped turn around a program that went 9-14 his freshman year...Mehlville claimed two MSHSAA Class 5 District titles along the way...Averaged 16 points, six rebounds and six assists as a senior...Scored double figures 24 times and finished with over 20 points on six occasions that year.

**Personal:** Born October 21, 2001...Majoring in Social Studies...Son of Jeff and Kathleen Branson...Has four siblings, including Christian (brother), King (brother), Davion (brother) and Danielle (sister).

### Branson's Game-by-Game Statistics

| 2020-21             | FG    | 3P   | FT  | O/D  | REB | E  | PTS | A  | TO | B | S | M   |
|---------------------|-------|------|-----|------|-----|----|-----|----|----|---|---|-----|
| vs. Kansas City     | 0-0   | 0-0  | 0-0 | 0/0  | 0   | 1  | 0   | 0  | 2  | 0 | 1 | 5   |
| Southern Illinois   | 1-3   | 0-1  | 0-0 | 1/3  | 4   | 3  | 2   | 3  | 0  | 0 | 0 | 8   |
| Lipscomb            | 0-1   | 0-1  | 0-0 | 0/0  | 0   | 1  | 0   | 1  | 0  | 0 | 0 | 8   |
| at Lipscomb         | 1-1   | 0-0  | 0-0 | 0/0  | 0   | 3  | 2   | 1  | 2  | 0 | 0 | 13  |
| at Evansville       | 1-1   | 1-1  | 0-0 | 0/0  | 0   | 1  | 3   | 1  | 0  | 0 | 0 | 11  |
| UT Martin           | 0-0   | 0-0  | 0-0 | 0/1  | 1   | 1  | 0   | 0  | 0  | 0 | 0 | 7   |
| at Indiana State    | 3-3   | 3-3  | 3-4 | 1/3  | 4   | 2  | 12  | 1  | 4  | 0 | 0 | 20  |
| at Tennessee Tech   | 1-1   | 0-0  | 0-0 | 0/0  | 0   | 1  | 2   | 1  | 2  | 1 | 0 | 11  |
| Tennessee State     | 0-1   | 0-0  | 0-0 | 1/1  | 2   | 5  | 0   | 2  | 1  | 0 | 1 | 22  |
| at Belmont*         | 0-1   | 0-1  | 3-3 | 2/2  | 4   | 0  | 3   | 2  | 1  | 0 | 0 | 18  |
| Morehead State      | 2-3   | 2-2  | 0-0 | 0/4  | 4   | 1  | 6   | 0  | 2  | 0 | 1 | 19  |
| at Tennessee State  | 1-2   | 0-0  | 0-0 | 4/1  | 5   | 3  | 2   | 1  | 1  | 0 | 0 | 20  |
| at Morehead State   | 1-2   | 0-1  | 0-0 | 0/2  | 2   | 5  | 2   | 1  | 1  | 0 | 0 | 13  |
| at Eastern Kentucky |       |      |     |      |     |    |     |    |    |   |   |     |
| at UT Martin        |       |      |     |      |     |    |     |    |    |   |   |     |
| SIU Edwardsville    |       |      |     |      |     |    |     |    |    |   |   |     |
| Eastern Illinois    |       |      |     |      |     |    |     |    |    |   |   |     |
| Murray State        |       |      |     |      |     |    |     |    |    |   |   |     |
| Tennessee Tech      |       |      |     |      |     |    |     |    |    |   |   |     |
| Jacksonville State  |       |      |     |      |     |    |     |    |    |   |   |     |
| at Murray State     |       |      |     |      |     |    |     |    |    |   |   |     |
| at Austin Peay      |       |      |     |      |     |    |     |    |    |   |   |     |
| Austin Peay         |       |      |     |      |     |    |     |    |    |   |   |     |
| Eastern Kentucky    |       |      |     |      |     |    |     |    |    |   |   |     |
| at Eastern Illinois |       |      |     |      |     |    |     |    |    |   |   |     |
| at SIU Edwardsville |       |      |     |      |     |    |     |    |    |   |   |     |
| Totals              | 11-19 | 6-10 | 6-7 | 9/17 | 26  | 27 | 34  | 14 | 16 | 1 | 3 | 175 |

\* - Game Started

### 2020-21 Season/Career-Highs

|                            |    |                                       |
|----------------------------|----|---------------------------------------|
| Points .....               | 12 | at Indiana State (12/22/20)           |
| Total Rebounds .....       | 5  | at Tennessee State (1/19/21)          |
| Offensive .....            | 4  | at Tennessee State (1/19/21)          |
| Defensive .....            | 4  | vs. Morehead State (1/16/21)          |
| FG Made .....              | 3  | at Indiana State (12/22/20)           |
| FG Attempted .....         | 3  | 3x, last vs. Morehead State (1/16/21) |
| 3-Point FG Made .....      | 3  | at Indiana State (12/22/20)           |
| 3-Point FG Attempted ..... | 3  | at Indiana State (12/22/20)           |
| FT Made .....              | 3  | 2x, last at Belmont (1/7/21)          |
| FT Attempted .....         | 4  | at Indiana State (12/22/20)           |
| Assists .....              | 3  | vs. Southern Illinois (12/2/20)       |
| Blocks .....               | 1  | at Tennessee Tech (12/30/20)          |
| Steals .....               | 1  | 3x, last vs. Morehead State (1/16/21) |
| Minutes .....              | 20 | 2x, last at Tennessee State (1/19/21) |

### Branson's Career Statistics at Southeast Missouri

| Season                            | G-GS | Min | Avg  | FG-FGA | Pct  | 3FG-3FGA | Pct  | FT-FTA | Pct   | Off | Def | Tot | Avg | PF | FO | A  | TO | Blk | Stl | Pts | Avg |
|-----------------------------------|------|-----|------|--------|------|----------|------|--------|-------|-----|-----|-----|-----|----|----|----|----|-----|-----|-----|-----|
| 2020-21                           | 13-1 | 175 | 13.5 | 11-19  | .579 | 6-10     | .600 | 6-7    | .857  | 9   | 17  | 26  | 2.0 | 27 | 2  | 14 | 16 | 1   | 3   | 34  | 2.6 |
| Ohio Valley Conference Games Only |      |     |      |        |      |          |      |        |       |     |     |     |     |    |    |    |    |     |     |     |     |
| Season                            | G-GS | Min | Avg  | FG-FGA | Pct  | 3FG-3FGA | Pct  | FT-FTA | Pct   | Off | Def | Tot | Avg | PF | FO | A  | TO | Blk | Stl | Pts | Avg |
| 2020-21                           | 7-1  | 110 | 15.7 | 5-10   | .500 | 2-4      | .500 | 3-3    | 1.000 | 7   | 11  | 18  | 2.6 | 16 | 2  | 7  | 8  | 1   | 2   | 15  | 2.1 |

**CHRIS HARRIS****5****Harris' Game-by-Game Statistics**

| 2020-21             | FG     | 3P    | FT    | O/D  | REB | E  | PTS | A  | TO | B | S | M   |
|---------------------|--------|-------|-------|------|-----|----|-----|----|----|---|---|-----|
| vs. Kansas City*    | 5-9    | 3-6   | 5-11  | 1/2  | 3   | 1  | 18  | 4  | 4  | 0 | 0 | 35  |
| Southern Illinois*  | 6-15   | 1-6   | 2-2   | 1/0  | 1   | 5  | 15  | 5  | 2  | 0 | 1 | 22  |
| Lipscomb*           | 7-13   | 3-7   | 2-2   | 0/0  | 0   | 0  | 19  | 3  | 2  | 0 | 1 | 30  |
| at Lipscomb*        | 7-17   | 4-8   | 3-8   | 0/2  | 2   | 2  | 21  | 0  | 4  | 0 | 0 | 35  |
| at Evansville*      | 1-9    | 0-3   | 2-3   | 0/2  | 2   | 4  | 4   | 0  | 4  | 0 | 0 | 25  |
| UT Martin*          | 7-14   | 2-5   | 7-10  | 0/1  | 1   | 2  | 23  | 1  | 3  | 0 | 0 | 32  |
| at Indiana State*   | 5-12   | 1-4   | 5-7   | 1/5  | 6   | 1  | 16  | 2  | 2  | 0 | 0 | 36  |
| at Tennessee Tech*  | 3-9    | 2-4   | 3-4   | 0/3  | 3   | 2  | 11  | 2  | 3  | 0 | 0 | 24  |
| Tennessee State*    | 4-18   | 3-10  | 6-7   | 0/1  | 1   | 4  | 17  | 1  | 1  | 2 | 1 | 43  |
| at Belmont          | DNP    | -     | -     | -    | -   | -  | -   | -  | -  | - | - | -   |
| Morehead State*     | 2-10   | 1-6   | 0-0   | 0/2  | 2   | 1  | 5   | 3  | 0  | 0 | 2 | 28  |
| at Tennessee State* | 3-8    | 1-4   | 10-12 | 0/5  | 5   | 2  | 17  | 3  | 3  | 0 | 0 | 33  |
| at Morehead State*  | 1-12   | 1-8   | 7-8   | 0/3  | 3   | 4  | 10  | 2  | 1  | 0 | 0 | 29  |
| at Eastern Kentucky |        |       |       |      |     |    |     |    |    |   |   |     |
| at UT Martin        |        |       |       |      |     |    |     |    |    |   |   |     |
| SIU Edwardsville    |        |       |       |      |     |    |     |    |    |   |   |     |
| Eastern Illinois    |        |       |       |      |     |    |     |    |    |   |   |     |
| Murray State        |        |       |       |      |     |    |     |    |    |   |   |     |
| Tennessee Tech      |        |       |       |      |     |    |     |    |    |   |   |     |
| Jacksonville State  |        |       |       |      |     |    |     |    |    |   |   |     |
| at Murray State     |        |       |       |      |     |    |     |    |    |   |   |     |
| at Austin Peay      |        |       |       |      |     |    |     |    |    |   |   |     |
| Austin Peay         |        |       |       |      |     |    |     |    |    |   |   |     |
| Eastern Kentucky    |        |       |       |      |     |    |     |    |    |   |   |     |
| at Eastern Illinois |        |       |       |      |     |    |     |    |    |   |   |     |
| at SIU Edwardsville |        |       |       |      |     |    |     |    |    |   |   |     |
| Totals              | 51-146 | 22-71 | 52-74 | 3/26 | 29  | 28 | 176 | 26 | 29 | 2 | 5 | 372 |

\* - Game Started

**2020-21:** Missed one game at Belmont (1/7) due to a thumb injury...Leads the Redhawks in scoring (14.7 ppg) and field goals made (51) through 12 starts...Is third on the team in 3-point field goals made (22)...Ranks seventh in the Ohio Valley Conference in scoring...Is tied for fifth in the conference in 3-point field goals made and 11th in minutes played (31 mpg)...Became the first Redhawk to score 20 points this season when he dropped in 21 at Lipscomb (12/9)...Buried four 3-pointers in that game...Poured in a career-high 23 points and made the game-tying 3-pointer with eight seconds left vs. UT Martin (12/18)...Scored 19 points vs. Lipscomb (12/7)...Scored 18 points and played 35 minutes at Kansas City (11/28)...Made five free throws, buried three 3-pointers, grabbed three rebounds and dished out four assists in the Redhawks season-opener...Logged his first career start against the Roos...Added 15 points and had five assists vs. Southern Illinois (12/2)...Scored double figures in 12 of his 14 career games...Finished as the Redhawks top scorer in six contests...Buried multiple 3-pointers in six of his starts...Made two big free throws in the final 14 seconds and scored 17 points at Tennessee State (1/19).

**2020-21 Season-Highs**

|                            |    |                                       |
|----------------------------|----|---------------------------------------|
| Points .....               | 23 | vs. UT Martin (12/18/20)              |
| Total Rebounds .....       | 6  | at Indiana State (12/22/20)           |
| Offensive .....            | 1  | 3x, last at Indiana State (12/22/20)  |
| Defensive .....            | 5  | 2x, last at Tennessee State (1/19/21) |
| FG Made .....              | 7  | 3x, last vs. UT Martin (12/18/20)     |
| FG Attempted .....         | 18 | vs. Tennessee State (1/2/21)          |
| 3-Point FG Made .....      | 4  | at Lipscomb (12/9/20)                 |
| 3-Point FG Attempted ..... | 10 | vs. Tennessee State (1/2/21)          |
| FT Made .....              | 10 | at Tennessee State (1/19/21)          |
| FT Attempted .....         | 12 | at Tennessee State (1/19/21)          |
| Assists .....              | 5  | vs. Southern Illinois (12/2/20)       |
| Blocks .....               | 2  | vs. Tennessee State (1/2/21)          |
| Steals .....               | 2  | vs. Morehead State (1/16/21)          |
| Minutes .....              | 43 | vs. Tennessee State (1/2/21)          |

**Career-Highs**

|                            |    |                                       |
|----------------------------|----|---------------------------------------|
| Points .....               | 23 | vs. UT Martin (12/18/20)              |
| Total Rebounds .....       | 6  | at Indiana State (12/22/20)           |
| Offensive .....            | 1  | 3x, last at Indiana State (12/22/20)  |
| Defensive .....            | 5  | 3x, last at Tennessee State (1/19/21) |
| FG Made .....              | 7  | 3x, last vs. UT Martin (12/18/20)     |
| FG Attempted .....         | 18 | vs. Tennessee State (1/2/21)          |
| 3-Point FG Made .....      | 4  | at Lipscomb (12/9/20)                 |
| 3-Point FG Attempted ..... | 10 | vs. Tennessee State (1/2/21)          |
| FT Made .....              | 10 | at Tennessee State (1/19/21)          |
| FT Attempted .....         | 12 | at Tennessee State (1/19/21)          |
| Assists .....              | 5  | vs. Southern Illinois (12/2/20)       |
| Blocks .....               | 2  | vs. Tennessee State (1/2/21)          |
| Steals .....               | 2  | vs. Morehead State (1/16/21)          |
| Minutes .....              | 43 | vs. Tennessee State (1/2/21)          |


**Harris' Career Statistics at Southeast Missouri**

Overall

| Season  | G-GS  | Min | Avg  | FG-FGA | Pct  | 3FG-3FGA | Pct  | FT-FTA | Pct  | Off | Def | Tot | Avg | PF | FO | A  | TO | Blk | Stl | Pts | Avg  |
|---------|-------|-----|------|--------|------|----------|------|--------|------|-----|-----|-----|-----|----|----|----|----|-----|-----|-----|------|
| 2019-20 | 2-0   | 74  | 37.0 | 9-15   | .600 | 5-7      | .714 | 8-10   | .800 | 0   | 6   | 6   | 3.0 | 5  | 0  | 2  | 5  | 1   | 0   | 31  | 15.5 |
| 2020-21 | 12-12 | 372 | 31.0 | 51-146 | .349 | 22-71    | .310 | 52-74  | .703 | 3   | 26  | 29  | 2.4 | 28 | 1  | 26 | 29 | 2   | 5   | 176 | 14.7 |
| Total   | 14-12 | 426 | 30.4 | 60-161 | .373 | 27-78    | .346 | 60-84  | .714 | 3   | 32  | 35  | 2.5 | 33 | 1  | 28 | 34 | 3   | 5   | 207 | 14.8 |

Ohio Valley Conference Games Only

| Season  | G-GS | Min | Avg  | FG-FGA | Pct  | 3FG-3FGA | Pct  | FT-FTA | Pct  | Off | Def | Tot | Avg | PF | FO | A  | TO | Blk | Stl | Pts | Avg  |
|---------|------|-----|------|--------|------|----------|------|--------|------|-----|-----|-----|-----|----|----|----|----|-----|-----|-----|------|
| 2020-21 | 6-6  | 189 | 31.5 | 20-71  | .282 | 10-37    | .270 | 33-41  | .805 | 0   | 15  | 15  | 2.5 | 15 | 0  | 12 | 11 | 2   | 3   | 83  | 13.8 |



## NATE JOHNSON

# 14

**2020-21:** Saw action in all 13 games off the bench...Averages 2.1 rebounds per contest...Scored his first career points as a Redhawk vs. Southern Illinois (12/2)...Scored a season-high six points vs. both Southern Illinois (12/2) and Evansville (12/15)...Pulled down four rebounds, dished out two assists and had one block in 14 minutes at Kansas City (11/28), his first NCAA Division I appearance...Finished with two points and five rebounds at Lipscomb (12/9)...Ranks third on the team with five blocks.

**Seminole State College:** Spent the 2019-20 campaign at Seminole State College in Oklahoma...Was his team's top scorer and rebounder with a near double-double 12.3 points and nine rebounds per game...Also led the team in field goal percentage (.577) and blocks (25).

**St. Petersburg College:** Played his freshman season at St. Petersburg College in 2018-19...Averaged six points and five rebounds that year.

**Prep:** Played power forward at American Heritage High School.

**Personal:** Born February 5, 2000...Majoring in Psychology...Son of Wilt Johnson and Debbie Sinclair...Siblings are Chad Graham (brother), Armani Jackson (step brother) and Chanel Jackson (step sister).

## Johnson's Game-by-Game Statistics

| 2020-21             | FG    | 3P  | FT  | O/D   | REB | E  | PTS | A | TO | B | S | M   |
|---------------------|-------|-----|-----|-------|-----|----|-----|---|----|---|---|-----|
| vs. Kansas City     | 0-0   | 0-0 | 0-1 | 1/3   | 4   | 2  | 0   | 2 | 0  | 1 | 0 | 14  |
| Southern Illinois   | 3-5   | 0-0 | 0-0 | 1/2   | 3   | 0  | 6   | 1 | 0  | 2 | 0 | 14  |
| Lipscomb            | 1-1   | 0-0 | 0-0 | 1/3   | 4   | 1  | 2   | 0 | 1  | 0 | 0 | 12  |
| at Lipscomb         | 1-3   | 0-0 | 0-0 | 3/2   | 5   | 1  | 2   | 1 | 0  | 0 | 0 | 10  |
| at Evansville       | 2-3   | 0-0 | 2-2 | 3/0   | 3   | 3  | 6   | 0 | 0  | 0 | 0 | 15  |
| UT Martin           | 1-2   | 0-0 | 0-1 | 0/2   | 2   | 1  | 2   | 0 | 0  | 1 | 0 | 9   |
| at Indiana State    | 0-0   | 0-0 | 0-0 | 0/0   | 0   | 1  | 0   | 0 | 1  | 0 | 0 | 1   |
| at Tennessee Tech   | 0-0   | 0-0 | 0-0 | 0/0   | 0   | 0  | 0   | 0 | 0  | 0 | 0 | 3   |
| Tennessee State     | 1-1   | 0-0 | 0-0 | 1/0   | 1   | 0  | 2   | 0 | 0  | 0 | 1 | 7   |
| at Belmont          | 1-2   | 0-0 | 0-2 | 2/1   | 3   | 3  | 2   | 0 | 1  | 1 | 0 | 7   |
| Morehead State      | 0-1   | 0-0 | 0-1 | 0/0   | 0   | 3  | 0   | 0 | 0  | 0 | 0 | 7   |
| at Tennessee State  | 0-1   | 0-0 | 0-0 | 0/1   | 1   | 2  | 0   | 0 | 0  | 0 | 1 | 5   |
| at Morehead State   | 1-2   | 0-0 | 0-0 | 0/1   | 1   | 0  | 2   | 0 | 1  | 0 | 0 | 7   |
| at Eastern Kentucky |       |     |     |       |     |    |     |   |    |   |   |     |
| at UT Martin        |       |     |     |       |     |    |     |   |    |   |   |     |
| SIU Edwardsville    |       |     |     |       |     |    |     |   |    |   |   |     |
| Eastern Illinois    |       |     |     |       |     |    |     |   |    |   |   |     |
| Murray State        |       |     |     |       |     |    |     |   |    |   |   |     |
| Tennessee Tech      |       |     |     |       |     |    |     |   |    |   |   |     |
| Jacksonville State  |       |     |     |       |     |    |     |   |    |   |   |     |
| at Murray State     |       |     |     |       |     |    |     |   |    |   |   |     |
| at Austin Peay      |       |     |     |       |     |    |     |   |    |   |   |     |
| Austin Peay         |       |     |     |       |     |    |     |   |    |   |   |     |
| Eastern Kentucky    |       |     |     |       |     |    |     |   |    |   |   |     |
| at Eastern Illinois |       |     |     |       |     |    |     |   |    |   |   |     |
| at SIU Edwardsville |       |     |     |       |     |    |     |   |    |   |   |     |
| Totals              | 11-21 | 0-0 | 2-7 | 12/15 | 27  | 12 | 24  | 4 | 4  | 5 | 2 | 111 |

\* - Game Started

## 2020-21 Season/Career-Highs

|                            |    |                                       |
|----------------------------|----|---------------------------------------|
| Points .....               | 6  | 2x, last at Evansville (12/15/20)     |
| Total Rebounds .....       | 5  | at Lipscomb (12/9/20)                 |
| Offensive .....            | 3  | 2x, last at Evansville (12/15/20)     |
| Defensive .....            | 3  | 2x, last vs. Lipscomb (12/7/20)       |
| FG Made .....              | 3  | vs. Southern Illinois (12/2/20)       |
| FG Attempted .....         | 5  | vs. Southern Illinois (12/2/20)       |
| 3-Point FG Made .....      | -  | -                                     |
| 3-Point FG Attempted ..... | -  | -                                     |
| FT Made .....              | 2  | at Evansville (12/15/20)              |
| FT Attempted .....         | 2  | at Evansville (12/15/20)              |
| Assists .....              | 2  | vs. Kansas City (11/28/20)            |
| Blocks .....               | 2  | vs. Southern Illinois (12/2/20)       |
| Steals .....               | 1  | 2x, last at Tennessee State (1/19/21) |
| Minutes .....              | 15 | at Evansville (12/15/20)              |

## Johnson's Career Statistics at Southeast Missouri

| Overall                           |      |     |     |        |      |          |      |        |      |     |     |     |     |     |    |   |    |     |     |
|-----------------------------------|------|-----|-----|--------|------|----------|------|--------|------|-----|-----|-----|-----|-----|----|---|----|-----|-----|
| Season                            | G-GS | Min | Avg | FG-FGA | Pct  | 3FG-3FGA | Pct  | FT-FTA | Pct  | Off | Def | Tot | Avg | PF  | FO | A | TO | Blk | Stl |
| 2020-21                           | 13-0 | 111 | 8.5 | 11-21  | .524 | 0-0      | .000 | 2-7    | .286 | 12  | 15  | 27  | 2.1 | 17  | 0  | 4 | 4  | 5   | 2   |
| Ohio Valley Conference Games Only |      |     |     |        |      |          |      |        |      |     |     |     |     |     |    |   |    |     |     |
| Season                            | G-GS | Min | Avg | FG-FGA | Pct  | 3FG-3FGA | Pct  | FT-FTA | Pct  | Off | Def | Tot | Avg | PF  | FO | A | TO | Blk | Stl |
| 2020-21                           | 7-0  | 45  | 6.4 | 4-9    | .444 | 0-0      | .000 | 0-4    | .000 | 3   | 5   | 8   | 1.1 | 9   | 0  | 0 | 2  | 2   | 2   |
|                                   |      |     |     |        |      |          |      |        |      |     |     |     | Pts | Avg |    |   |    |     |     |
|                                   |      |     |     |        |      |          |      |        |      |     |     |     | 24  | 1.8 |    |   |    |     |     |





**PARKER LONG**

**13**

**2020-21:** Was ruled eligible to play by the NCAA on Jan. 14...Logged six minutes in his first NCAA Division I game off the bench vs. Morehead State (1/16).

**Maryville University:** Played his freshman year at NCAA Division II member Maryville University in 2019-20...Led the Saints with 13.1 points per game, shot 42percent from the field, 79 percent at the free throw line and 40 percent from 3-point range...Dished out a team-high 100 assists for an average of nearly four per game (3.9).

**Prep:** Went to nearby Sikeston High School...Averaged 12.1 points, 6.5 assists and posted a 3.5-to-1 assist-to-turnover ratio as a senior...Shot 51 percent from the field and made 39 three-pointers at a 46 percent clip...In only two seasons at Sikeston High School, he dished out 281 assists...Earned SEMO All-Conference and All-District accolades his senior year.

**Personal:** Born July 30, 2000...Majoring in Psychology...Son of Carter and Angie Long...Played basketball with his twin brother, Owen, at Maryville University...Entered the transfer portal after Marc Striker was relieved of his duties as head coach.

### Long's Game-by-Game Statistics

| 2020-21             | FG  | 3P  | FT  | O/D | REB | E | PTS | A | TO | B | S | M |
|---------------------|-----|-----|-----|-----|-----|---|-----|---|----|---|---|---|
| vs. Kansas City     | DNP | -   | -   | -   | -   | - | -   | - | -  | - | - | - |
| Southern Illinois   | DNP | -   | -   | -   | -   | - | -   | - | -  | - | - | - |
| Lipscomb            | DNP | -   | -   | -   | -   | - | -   | - | -  | - | - | - |
| at Lipscomb         | DNP | -   | -   | -   | -   | - | -   | - | -  | - | - | - |
| at Evansville       | DNP | -   | -   | -   | -   | - | -   | - | -  | - | - | - |
| UT Martin           | DNP | -   | -   | -   | -   | - | -   | - | -  | - | - | - |
| at Indiana State    | DNP | -   | -   | -   | -   | - | -   | - | -  | - | - | - |
| at Tennessee Tech   | DNP | -   | -   | -   | -   | - | -   | - | -  | - | - | - |
| Tennessee State     | DNP | -   | -   | -   | -   | - | -   | - | -  | - | - | - |
| at Belmont          | DNP | -   | -   | -   | -   | - | -   | - | -  | - | - | - |
| Morehead State      | 0-0 | 0-0 | 0-0 | 0/0 | 0   | 0 | 0   | 0 | 1  | 0 | 0 | 6 |
| at Tennessee State  | DNP | -   | -   | -   | -   | - | -   | - | -  | - | - | - |
| at Morehead State   | DNP | -   | -   | -   | -   | - | -   | - | -  | - | - | - |
| at Eastern Kentucky |     |     |     |     |     |   |     |   |    |   |   |   |
| at UT Martin        |     |     |     |     |     |   |     |   |    |   |   |   |
| SIU Edwardsville    |     |     |     |     |     |   |     |   |    |   |   |   |
| Eastern Illinois    |     |     |     |     |     |   |     |   |    |   |   |   |
| Murray State        |     |     |     |     |     |   |     |   |    |   |   |   |
| Tennessee Tech      |     |     |     |     |     |   |     |   |    |   |   |   |
| Jacksonville State  |     |     |     |     |     |   |     |   |    |   |   |   |
| at Murray State     |     |     |     |     |     |   |     |   |    |   |   |   |
| at Austin Peay      |     |     |     |     |     |   |     |   |    |   |   |   |
| Austin Peay         |     |     |     |     |     |   |     |   |    |   |   |   |
| Eastern Kentucky    |     |     |     |     |     |   |     |   |    |   |   |   |
| at Eastern Illinois |     |     |     |     |     |   |     |   |    |   |   |   |
| at SIU Edwardsville |     |     |     |     |     |   |     |   |    |   |   |   |
| Totals              |     | 0-0 | 0-0 | 0-0 | 0/0 | 0 | 0   | 0 | 0  | 1 | 0 | 6 |

\* - Game Started

### 2020-21 Season/Career-Highs

|                            |   |
|----------------------------|---|
| Points .....               | - |
| Total Rebounds .....       | - |
| Offensive .....            | - |
| Defensive .....            | - |
| FG Made .....              | - |
| FG Attempted .....         | - |
| 3-Point FG Made .....      | - |
| 3-Point FG Attempted ..... | - |
| FT Made .....              | - |
| FT Attempted .....         | - |
| Assists .....              | - |
| Blocks .....               | - |
| Steals .....               | - |
| Minutes .....              | 6 |

vs. Morehead State (1/16/21)

### Long's Career Statistics at Southeast Missouri

| Season                            | G-GS | Min | Avg | FG-FGA | Pct  | 3FG-3FGA | Pct  | FT-FTA | Pct  | Off | Def | Tot | Avg | PF | FO | A | TO | Blk | Stl | Pts | Avg |
|-----------------------------------|------|-----|-----|--------|------|----------|------|--------|------|-----|-----|-----|-----|----|----|---|----|-----|-----|-----|-----|
| 2020-21                           | 1-0  | 6   | 6.0 | 0-0    | .000 | 0-0      | .000 | 0-0    | .000 | 0   | 0   | 0   | 0.0 | 0  | 0  | 0 | 1  | 0   | 0   | 0   | 0.0 |
| Overall                           |      |     |     |        |      |          |      |        |      |     |     |     |     |    |    |   |    |     |     |     |     |
| Ohio Valley Conference Games Only |      |     |     |        |      |          |      |        |      |     |     |     |     |    |    |   |    |     |     |     |     |
| Season                            | G-GS | Min | Avg | FG-FGA | Pct  | 3FG-3FGA | Pct  | FT-FTA | Pct  | Off | Def | Tot | Avg | PF | FO | A | TO | Blk | Stl | Pts | Avg |
| 2020-21                           | 1-0  | 6   | 6.0 | 0-0    | .000 | 0-0      | .000 | 0-0    | .000 | 0   | 0   | 0   | 0.0 | 0  | 0  | 0 | 1  | 0   | 0   | 0   | 0.0 |



## JORDAN LOVE

# 2

**2020-21:** Posted double figures in the scoring column for the first time this season when he had 10 points vs. Southern Illinois (12/2)...Averages 5.2 points and 2.5 rebounds in 13 games off the bench...Finished with a career-high four steals and scored four points in 27 minutes at Kansas City (11/28)...Scored a big basket to give the Redhawks a six-point lead with 2:24 left in their win over Lipscomb (12/7)...Made 4-of-6 free throws, scored eight points and pulled down five rebounds at Lipscomb (12/9)...Knocked down a career-high three 3-pointers vs. UT Martin (12/18)...Ranks fourth on the team in steals (14) and assists (24)...Scored a season-high 12 points and dished out a career-high six assists at Belmont (1/7).

### Love's Game-by-Game Statistics

| 2020-21             | FG    | 3P   | FT    | O/D  | REB | E  | PTS | A  | TO | B | S  | M   |
|---------------------|-------|------|-------|------|-----|----|-----|----|----|---|----|-----|
| vs. Kansas City     | 2-6   | 0-1  | 0-3   | 0/3  | 3   | 0  | 4   | 3  | 1  | 0 | 4  | 27  |
| Southern Illinois   | 4-5   | 1-1  | 1-4   | 0/3  | 3   | 1  | 10  | 3  | 2  | 1 | 1  | 19  |
| Lipscomb            | 1-3   | 0-1  | 0-0   | 0/2  | 2   | 0  | 2   | 4  | 0  | 0 | 0  | 21  |
| at Lipscomb         | 2-6   | 0-1  | 4-6   | 1/4  | 5   | 2  | 8   | 2  | 1  | 0 | 2  | 29  |
| at Evansville       | 1-6   | 0-0  | 1-2   | 1/1  | 2   | 3  | 3   | 2  | 2  | 0 | 1  | 25  |
| UT Martin           | 3-7   | 3-6  | 0-0   | 1/1  | 2   | 2  | 9   | 2  | 2  | 0 | 1  | 19  |
| at Indiana State    | 0-4   | 0-0  | 1-2   | 0/2  | 2   | 0  | 1   | 1  | 0  | 0 | 0  | 18  |
| at Tennessee Tech   | 1-1   | 0-0  | 1-2   | 0/3  | 3   | 0  | 3   | 1  | 2  | 0 | 2  | 13  |
| Tennessee State     | 1-3   | 0-0  | 2-3   | 1/1  | 2   | 0  | 4   | 0  | 0  | 1 | 0  | 12  |
| at Belmont          | 5-8   | 0-1  | 2-2   | 0/4  | 4   | 0  | 12  | 6  | 1  | 0 | 0  | 26  |
| Morehead State      | 3-5   | 0-1  | 0-0   | 0/3  | 3   | 2  | 6   | 0  | 2  | 0 | 1  | 18  |
| at Tennessee State  | 2-7   | 0-0  | 1-1   | 2/0  | 2   | 0  | 5   | 0  | 1  | 0 | 2  | 14  |
| at Morehead State   | 0-0   | 0-0  | 0-0   | 0/0  | 0   | 2  | 0   | 0  | 0  | 0 | 0  | 8   |
| at Eastern Kentucky |       |      |       |      |     |    |     |    |    |   |    |     |
| at UT Martin        |       |      |       |      |     |    |     |    |    |   |    |     |
| SIU Edwardsville    |       |      |       |      |     |    |     |    |    |   |    |     |
| Eastern Illinois    |       |      |       |      |     |    |     |    |    |   |    |     |
| Murray State        |       |      |       |      |     |    |     |    |    |   |    |     |
| Tennessee Tech      |       |      |       |      |     |    |     |    |    |   |    |     |
| Jacksonville State  |       |      |       |      |     |    |     |    |    |   |    |     |
| at Murray State     |       |      |       |      |     |    |     |    |    |   |    |     |
| at Austin Peay      |       |      |       |      |     |    |     |    |    |   |    |     |
| Austin Peay         |       |      |       |      |     |    |     |    |    |   |    |     |
| Eastern Kentucky    |       |      |       |      |     |    |     |    |    |   |    |     |
| at Eastern Illinois |       |      |       |      |     |    |     |    |    |   |    |     |
| at SIU Edwardsville |       |      |       |      |     |    |     |    |    |   |    |     |
| Totals              | 25-61 | 4-12 | 13-25 | 6/27 | 33  | 12 | 67  | 24 | 14 | 3 | 14 | 249 |

\* - Game Started

### 2020-21 Season/Career-Highs


|                            |    |                                       |
|----------------------------|----|---------------------------------------|
| Points .....               | 12 | at Belmont (1/7/21)                   |
| Total Rebounds .....       | 5  | at Lipscomb (12/9/20)                 |
| Offensive .....            | 2  | at Tennessee State (1/19/21)          |
| Defensive .....            | 4  | 2x, last at Belmont (1/7/21)          |
| FG Made .....              | 5  | at Belmont (1/7/21)                   |
| FG Attempted .....         | 8  | at Belmont (1/7/21)                   |
| 3-Point FG Made .....      | 3  | vs. UT Martin (12/18/20)              |
| 3-Point FG Attempted ..... | 6  | vs. UT Martin (12/18/20)              |
| FT Made .....              | 4  | at Lipscomb (12/9/20)                 |
| FT Attempted .....         | 6  | at Lipscomb (12/9/20)                 |
| Assists .....              | 6  | at Belmont (1/7/21)                   |
| Blocks .....               | 1  | 2x, last vs. Tennessee State (1/2/21) |
| Steals .....               | 4  | vs. Kansas City (11/28/20)            |
| Minutes .....              | 29 | at Lipscomb (12/9/20)                 |

### Career-Highs

|                            |    |                                       |
|----------------------------|----|---------------------------------------|
| Points .....               | 14 | at Morehead State (1/30/20)           |
| Total Rebounds .....       | 5  | at Lipscomb (12/9/20)                 |
| Offensive .....            | 2  | 4x, last at Tennessee State (1/19/21) |
| Defensive .....            | 4  | 2x, last at Belmont (1/7/21)          |
| FG Made .....              | 5  | at Belmont (1/7/21)                   |
| FG Attempted .....         | 11 | 2x, last at Eastern Kentucky (2/1/20) |
| 3-Point FG Made .....      | 3  | vs. UT Martin (12/18/20)              |
| 3-Point FG Attempted ..... | 6  | 2x, last vs. UT Martin (12/18/20)     |
| FT Made .....              | 5  | at Eastern Kentucky (2/1/20)          |
| FT Attempted .....         | 6  | 2x, last at Lipscomb (12/9/20)        |
| Assists .....              | 6  | at Belmont (1/7/21)                   |
| Blocks .....               | 1  | 4x, last vs. Tennessee State (1/2/21) |
| Steals .....               | 4  | vs. Kansas City (11/28/20)            |
| Minutes .....              | 30 | at Eastern Kentucky (2/1/20)          |

### Love's Career Statistics at Southeast Missouri

| Overall                           |      |     |      |        |      |          |      |        |      |     |     |     |     |    |    |    |    |     |     |     |     |
|-----------------------------------|------|-----|------|--------|------|----------|------|--------|------|-----|-----|-----|-----|----|----|----|----|-----|-----|-----|-----|
| Season                            | G-GS | Min | Avg  | FG-FGA | Pct  | 3FG-3FGA | Pct  | FT-FTA | Pct  | Off | Def | Tot | Avg | PF | FO | A  | TO | Blk | Stl | Pts | Avg |
| 2019-20                           | 25-4 | 313 | 12.5 | 28-82  | .341 | 5-20     | .250 | 18-31  | .581 | 11  | 25  | 36  | 1.4 | 20 | 0  | 17 | 24 | 2   | 7   | 79  | 3.2 |
| 2020-21                           | 13-0 | 249 | 19.2 | 25-61  | .410 | 4-12     | .333 | 13-25  | .520 | 6   | 27  | 33  | 2.5 | 12 | 0  | 24 | 14 | 2   | 14  | 67  | 5.2 |
| Total                             | 38-4 | 562 | 14.8 | 53-143 | .371 | 9-32     | .281 | 31-56  | .554 | 17  | 52  | 69  | 1.8 | 32 | 0  | 41 | 38 | 4   | 21  | 146 | 3.8 |
| Ohio Valley Conference Games Only |      |     |      |        |      |          |      |        |      |     |     |     |     |    |    |    |    |     |     |     |     |
| Season                            | G-GS | Min | Avg  | FG-FGA | Pct  | 3FG-3FGA | Pct  | FT-FTA | Pct  | Off | Def | Tot | Avg | PF | FO | A  | TO | Blk | Stl | Pts | Avg |
| 2019-20                           | 17-4 | 258 | 15.2 | 24-70  | .343 | 4-16     | .250 | 17-27  | .630 | 11  | 17  | 28  | 1.6 | 18 | 0  | 17 | 22 | 2   | 5   | 69  | 4.1 |
| 2020-21                           | 7-0  | 110 | 15.7 | 15-31  | .484 | 3-8      | .375 | 6-8    | .750 | 4   | 12  | 16  | 2.3 | 6  | 0  | 9  | 8  | 1   | 6   | 39  | 5.6 |
| Total                             | 24-4 | 368 | 15.3 | 39-101 | .386 | 7-24     | .292 | 23-35  | .657 | 15  | 29  | 44  | 1.8 | 24 | 0  | 26 | 30 | 3   | 11  | 108 | 4.5 |

**EVAN MORRISON****12****Morrison's Game-by-Game Statistics**

| 2020-21             | FG  | 3P | FT | O/D | REB | E | PTS | A | TO | B | S | M |
|---------------------|-----|----|----|-----|-----|---|-----|---|----|---|---|---|
| vs. Kansas City     | DNP | -  | -  | -   | -   | - | -   | - | -  | - | - | - |
| Southern Illinois   | DNP | -  | -  | -   | -   | - | -   | - | -  | - | - | - |
| Lipscomb            | DNP | -  | -  | -   | -   | - | -   | - | -  | - | - | - |
| at Lipscomb         | DNP | -  | -  | -   | -   | - | -   | - | -  | - | - | - |
| at Evansville       | DNP | -  | -  | -   | -   | - | -   | - | -  | - | - | - |
| UT Martin           | DNP | -  | -  | -   | -   | - | -   | - | -  | - | - | - |
| at Indiana State    | DNP | -  | -  | -   | -   | - | -   | - | -  | - | - | - |
| at Tennessee Tech   | DNP | -  | -  | -   | -   | - | -   | - | -  | - | - | - |
| Tennessee State     | DNP | -  | -  | -   | -   | - | -   | - | -  | - | - | - |
| at Belmont          | DNP | -  | -  | -   | -   | - | -   | - | -  | - | - | - |
| Morehead State      | DNP | -  | -  | -   | -   | - | -   | - | -  | - | - | - |
| at Tennessee State  | DNP | -  | -  | -   | -   | - | -   | - | -  | - | - | - |
| at Morehead State   | DNP | -  | -  | -   | -   | - | -   | - | -  | - | - | - |
| at Eastern Kentucky | -   | -  | -  | -   | -   | - | -   | - | -  | - | - | - |
| at UT Martin        | -   | -  | -  | -   | -   | - | -   | - | -  | - | - | - |
| SIU Edwardsville    | -   | -  | -  | -   | -   | - | -   | - | -  | - | - | - |
| Eastern Illinois    | -   | -  | -  | -   | -   | - | -   | - | -  | - | - | - |
| Murray State        | -   | -  | -  | -   | -   | - | -   | - | -  | - | - | - |
| Tennessee Tech      | -   | -  | -  | -   | -   | - | -   | - | -  | - | - | - |
| Jacksonville State  | -   | -  | -  | -   | -   | - | -   | - | -  | - | - | - |
| at Murray State     | -   | -  | -  | -   | -   | - | -   | - | -  | - | - | - |
| at Austin Peay      | -   | -  | -  | -   | -   | - | -   | - | -  | - | - | - |
| Austin Peay         | -   | -  | -  | -   | -   | - | -   | - | -  | - | - | - |
| Eastern Kentucky    | -   | -  | -  | -   | -   | - | -   | - | -  | - | - | - |
| at Eastern Illinois | -   | -  | -  | -   | -   | - | -   | - | -  | - | - | - |
| at SIU Edwardsville | -   | -  | -  | -   | -   | - | -   | - | -  | - | - | - |

\* - Game Started

**2020-21 Season-Highs**

|                            |   |
|----------------------------|---|
| Points .....               | - |
| Total Rebounds .....       | - |
| Offensive .....            | - |
| Defensive .....            | - |
| FG Made .....              | - |
| FG Attempted .....         | - |
| 3-Point FG Made .....      | - |
| 3-Point FG Attempted ..... | - |
| FT Made .....              | - |
| FT Attempted .....         | - |
| Assists .....              | - |
| Blocks .....               | - |
| Steals .....               | - |
| Minutes .....              | - |

**Career-Highs**

|                            |    |  |
|----------------------------|----|--|
| Points .....               | 3  | 3x, last at Eastern Illinois (1/25/20) |
| Total Rebounds .....       | 3  | at Morehead State (1/30/20)            |
| Offensive .....            | 2  | at Morehead State (1/30/20)            |
| Defensive .....            | 2  | at SIU Edwardsville (1/23/20)          |
| FG Made .....              | 1  | 3x, last at Eastern Illinois (1/25/20) |
| FG Attempted .....         | 3  | vs. Missouri Baptist (12/29/19)        |
| 3-Point FG Made .....      | 1  | 3x, last at Eastern Illinois (1/25/20) |
| 3-Point FG Attempted ..... | 2  | 2x, last vs. Belmont (1/9/20)          |
| FT Made .....              | -  | -                                      |
| FT Attempted .....         | -  | -                                      |
| Assists .....              | 1  | vs. Tennessee Tech (2/8/20)            |
| Blocks .....               | -  | -                                      |
| Steals .....               | 1  | 2x, last at SIU Edwardsville (1/23/20) |
| Minutes .....              | 18 | at Morehead State (1/30/20)            |

**Morrison's Career Statistics at Southeast Missouri**

Overall

| Season  | G-GS | Min | Avg | FG-FGA | Pct  | 3FG-3FGA | Pct  | FT-FTA | Pct  | Off | Def | Tot | Avg | PF | FO | A | TO | Blk | Stl | Pts | Avg |
|---------|------|-----|-----|--------|------|----------|------|--------|------|-----|-----|-----|-----|----|----|---|----|-----|-----|-----|-----|
| 2019-20 | 17-0 | 90  | 5.3 | 4-14   | .286 | 3-11     | .273 | 0-0    | .000 | 2   | 4   | 6   | 0.4 | 5  | 0  | 1 | 1  | 0   | 2   | 11  | 0.6 |
| 2020-21 |      |     |     |        |      |          |      |        |      |     |     |     |     |    |    |   |    |     |     |     |     |
| Total   |      |     |     |        |      |          |      |        |      |     |     |     |     |    |    |   |    |     |     |     |     |

Ohio Valley Conference Games Only

| Season  | G-GS | Min | Avg | FG-FGA | Pct  | 3FG-3FGA | Pct  | FT-FTA | Pct  | Off | Def | Tot | Avg | PF | FO | A | TO | Blk | Stl | Pts | Avg |
|---------|------|-----|-----|--------|------|----------|------|--------|------|-----|-----|-----|-----|----|----|---|----|-----|-----|-----|-----|
| 2019-20 | 11-0 | 68  | 6.2 | 2-9    | .222 | 1-7      | .143 | 0-0    | .000 | 2   | 3   | 5   | 0.5 | 4  | 0  | 1 | 1  | 0   | 1   | 5   | 0.5 |
| 2020-21 |      |     |     |        |      |          |      |        |      |     |     |     |     |    |    |   |    |     |     |     |     |
| Total   |      |     |     |        |      |          |      |        |      |     |     |     |     |    |    |   |    |     |     |     |     |

**DQ NICHOLAS****11**

**2020-21:** Is averaging 9.8 points and 4.1 rebounds per game, and is tied for third on the team in scoring through 13 starts...Ranks first on the team with 18 steals and tops the Redhawks with 41 assists...Notched a season-high 21 points and made a career-best 17-of-19 free throws vs. Tennessee State (1/2)...Scored 17 points on 5-of-12 field goals and a near-perfect 6-of-7 free throws at Lipscomb (12/9)...Scored eight points and went a perfect 4-of-4 at the free throw line in 20 minutes at Kansas City (11/28)...Finished with seven points vs. Southern Illinois (12/2)...Put up double figures in the scoring column for the first time this season with 12 points vs. Lipscomb (12/7)...Also tied a career-high three steals against the Bisons...Ranks 12th in the Ohio Valley Conference with a 71.9 percent clip (46-of-64)...Dished out a career-high eight assists at Tennessee Tech (12/30)...Ranks 15th in the OVC in assists (3.3 apg) and 13th in minutes (30.2 mpg)...Scored double figures six times and recently dropped in 17 points at Morehead State (1/21).

**Nicholas' Game-by-Game Statistics**

| 2020-21             | FG    | 3P   | FT    | O/D  | REB | E  | PTS | A  | TO | B | S  | M   |
|---------------------|-------|------|-------|------|-----|----|-----|----|----|---|----|-----|
| vs. Kansas City*    | 2-3   | 0-1  | 4-4   | 0/1  | 1   | 5  | 8   | 0  | 4  | 0 | 1  | 20  |
| Southern Illinois*  | 2-12  | 0-1  | 3-5   | 0/3  | 3   | 3  | 7   | 4  | 2  | 0 | 0  | 32  |
| Lipscomb*           | 4-10  | 1-4  | 3-4   | 1/2  | 3   | 4  | 12  | 5  | 2  | 0 | 3  | 29  |
| at Lipscomb*        | 5-12  | 1-3  | 6-7   | 1/4  | 5   | 2  | 17  | 1  | 6  | 1 | 1  | 37  |
| at Evansville*      | 1-5   | 0-2  | 0-0   | 0/7  | 7   | 5  | 2   | 4  | 3  | 0 | 1  | 26  |
| UT Martin*          | 5-7   | 1-2  | 0-0   | 0/6  | 6   | 2  | 11  | 4  | 3  | 1 | 2  | 32  |
| at Indiana State*   | 3-7   | 0-1  | 3-5   | 0/1  | 1   | 4  | 9   | 1  | 5  | 0 | 2  | 26  |
| at Tennessee Tech*  | 3-8   | 0-1  | 2-4   | 1/3  | 4   | 2  | 8   | 8  | 4  | 0 | 1  | 31  |
| Tennessee State*    | 2-10  | 0-4  | 17-19 | 0/7  | 7   | 4  | 21  | 5  | 5  | 0 | 3  | 44  |
| at Belmont*         | 0-7   | 0-3  | 2-2   | 1/1  | 2   | 0  | 2   | 2  | 3  | 0 | 1  | 24  |
| Morehead State*     | 0-1   | 0-0  | 2-5   | 0/3  | 3   | 1  | 2   | 2  | 3  | 0 | 0  | 24  |
| at Tennessee State* | 4-8   | 3-6  | 0-2   | 0/7  | 7   | 4  | 11  | 2  | 4  | 0 | 2  | 32  |
| at Morehead State*  | 5-9   | 3-5  | 4-7   | 1/3  | 4   | 1  | 17  | 3  | 2  | 0 | 1  | 36  |
| at Eastern Kentucky |       |      |       |      |     |    |     |    |    |   |    |     |
| at UT Martin        |       |      |       |      |     |    |     |    |    |   |    |     |
| SIU Edwardsville    |       |      |       |      |     |    |     |    |    |   |    |     |
| Eastern Illinois    |       |      |       |      |     |    |     |    |    |   |    |     |
| Murray State        |       |      |       |      |     |    |     |    |    |   |    |     |
| Tennessee Tech      |       |      |       |      |     |    |     |    |    |   |    |     |
| Jacksonville State  |       |      |       |      |     |    |     |    |    |   |    |     |
| at Murray State     |       |      |       |      |     |    |     |    |    |   |    |     |
| at Austin Peay      |       |      |       |      |     |    |     |    |    |   |    |     |
| Austin Peay         |       |      |       |      |     |    |     |    |    |   |    |     |
| Eastern Kentucky    |       |      |       |      |     |    |     |    |    |   |    |     |
| at Eastern Illinois |       |      |       |      |     |    |     |    |    |   |    |     |
| at SIU Edwardsville |       |      |       |      |     |    |     |    |    |   |    |     |
| Totals              | 36-99 | 9-33 | 46-64 | 5/48 | 53  | 37 | 127 | 41 | 46 | 2 | 18 | 393 |

\* - Game Started

**2020-21 Season/Career-Highs**

|                            |    |                                       |
|----------------------------|----|---------------------------------------|
| Points .....               | 21 | vs. Tennessee State (1/2/21)          |
| Total Rebounds .....       | 7  | 3x, last at Tennessee State (1/19/21) |
| Offensive .....            | 1  | 5x, last at Morehead State (1/21/21)  |
| Defensive .....            | 7  | 3x, last at Tennessee State (1/19/21) |
| FG Made .....              | 5  | 3x, last at Morehead State (1/21/21)  |
| FG Attempted .....         | 12 | 2x, last at Lipscomb (12/9/20)        |
| 3-Point FG Made .....      | 3  | 2x, last at Morehead State (1/21/21)  |
| 3-Point FG Attempted ..... | 6  | at Tennessee State (1/19/21)          |
| FT Made .....              | 17 | vs. Tennessee State (1/2/21)          |
| FT Attempted .....         | 19 | vs. Tennessee State (1/2/21)          |
| Assists .....              | 8  | at Tennessee Tech (12/30/20)          |
| Blocks .....               | 1  | 2x, last vs. UT Martin (12/18/20)     |
| Steals .....               | 3  | 2x, last vs. Tennessee State (1/2/21) |
| Minutes .....              | 44 | vs. Tennessee State (1/2/21)          |

**Career-Highs**

|                            |    |                                       |
|----------------------------|----|---------------------------------------|
| Points .....               | 24 | vs. The Citadel (11/19/19)            |
| Total Rebounds .....       | 7  | 3x, last at Tennessee State (1/19/21) |
| Offensive .....            | 2  | vs. Murray State (1/18/20)            |
| Defensive .....            | 7  | 3x, last at Tennessee State (1/19/21) |
| FG Made .....              | 9  | vs. The Citadel (11/19/19)            |
| FG Attempted .....         | 16 | vs. The Citadel (11/19/19)            |
| 3-Point FG Made .....      | 3  | 2x, last at Morehead State (1/21/21)  |
| 3-Point FG Attempted ..... | 6  | at Tennessee State (1/19/21)          |
| FT Made .....              | 17 | vs. Tennessee State (1/2/21)          |
| FT Attempted .....         | 19 | vs. Tennessee State (1/2/21)          |
| Assists .....              | 8  | at Tennessee Tech (12/30/20)          |
| Blocks .....               | 1  | 5x, last at Lipscomb (12/9/20)        |
| Steals .....               | 3  | 4x, last vs. Tennessee State (1/2/21) |
| Minutes .....              | 44 | vs. Tennessee State (1/2/21)          |

**Nicholas' Career Statistics at Southeast Missouri**

| Overall                           |       |      |      |         |      |          |      |         |      |     |     |     |     |    |    |    |    |     |     |     |      |
|-----------------------------------|-------|------|------|---------|------|----------|------|---------|------|-----|-----|-----|-----|----|----|----|----|-----|-----|-----|------|
| Season                            | G-GS  | Min  | Avg  | FG-FGA  | Pct  | 3FG-3FGA | Pct  | FT-FTA  | Pct  | Off | Def | Tot | Avg | PF | FO | A  | TO | Blk | Stl | Pts | Avg  |
| 2019-20                           | 30-19 | 731  | 24.4 | 72-182  | .396 | 18-60    | .300 | 65-88   | .739 | 7   | 67  | 74  | 2.5 | 48 | 0  | 50 | 48 | 5   | 22  | 227 | 7.6  |
| 2020-21                           | 13-13 | 393  | 30.2 | 36-99   | .364 | 9-33     | .273 | 46-64   | .719 | 5   | 48  | 53  | 4.1 | 37 | 2  | 41 | 46 | 2   | 18  | 127 | 9.8  |
| Total                             | 43-32 | 1124 | 26.1 | 108-281 | .384 | 27-93    | .290 | 111-152 | .730 | 12  | 115 | 127 | 3.0 | 85 | 2  | 91 | 94 | 7   | 40  | 354 | 8.2  |
| Ohio Valley Conference Games Only |       |      |      |         |      |          |      |         |      |     |     |     |     |    |    |    |    |     |     |     |      |
| Season                            | G-GS  | Min  | Avg  | FG-FGA  | Pct  | 3FG-3FGA | Pct  | FT-FTA  | Pct  | Off | Def | Tot | Avg | PF | FO | A  | TO | Blk | Stl | Pts | Avg  |
| 2019-20                           | 17-7  | 394  | 23.2 | 38-99   | .384 | 9-32     | .281 | 30-42   | .714 | 5   | 34  | 39  | 2.3 | 27 | 0  | 33 | 23 | 2   | 14  | 115 | 6.8  |
| 2020-21                           | 7-7   | 223  | 31.9 | 19-50   | .380 | 7-21     | .333 | 27-39   | .692 | 3   | 30  | 33  | 4.7 | 14 | 0  | 26 | 24 | 1   | 10  | 72  | 10.3 |
| Total                             | 24-14 | 617  | 25.7 | 57-149  | .383 | 16-53    | .302 | 57-81   | .704 | 8   | 64  | 72  | 3.0 | 41 | 0  | 59 | 47 | 3   | 24  | 187 | 7.8  |





## MANNY PATTERSON | 10

### Patterson's Game-by-Game Statistics

| 2020-21             | FG    | 3P  | FT    | O/D  | REB | E  | PTS | A | TO | B  | S | M  |
|---------------------|-------|-----|-------|------|-----|----|-----|---|----|----|---|----|
| vs. Kansas City     | DNP   | -   | -     | -    | -   | -  | -   | - | -  | -  | - | -  |
| Southern Illinois   | DNP   | -   | -     | -    | -   | -  | -   | - | -  | -  | - | -  |
| Lipscomb            | DNP   | -   | -     | -    | -   | -  | -   | - | -  | -  | - | -  |
| at Lipscomb         | DNP   | -   | -     | -    | -   | -  | -   | - | -  | -  | - | -  |
| at Evansville       | DNP   | -   | -     | -    | -   | -  | -   | - | -  | -  | - | -  |
| UT Martin           | 0-0   | 0-0 | 0-0   | 0/4  | 4   | 0  | 0   | 0 | 0  | 0  | 0 | 5  |
| at Indiana State    | 2-3   | 0-0 | 1-2   | 0/2  | 2   | 3  | 5   | 0 | 2  | 0  | 0 | 9  |
| at Tennessee Tech   | 2-2   | 0-0 | 0-0   | 0/1  | 1   | 4  | 4   | 1 | 2  | 0  | 0 | 19 |
| Tennessee State     | 1-1   | 0-0 | 3-4   | 1/2  | 3   | 3  | 5   | 1 | 0  | 2  | 0 | 11 |
| at Belmont          | 4-6   | 0-0 | 0-0   | 1/3  | 4   | 4  | 8   | 0 | 1  | 2  | 0 | 19 |
| Morehead State      | 0-1   | 0-0 | 2-2   | 3/1  | 4   | 3  | 2   | 1 | 1  | 3  | 0 | 11 |
| at Tennessee State  | 3-3   | 0-0 | 4-6   | 1/5  | 6   | 5  | 10  | 0 | 3  | 3  | 0 | 15 |
| at Morehead State   | 0-1   | 0-0 | 2-4   | 0/2  | 2   | 3  | 2   | 0 | 1  | 0  | 0 | 10 |
| at Eastern Kentucky |       |     |       |      |     |    |     |   |    |    |   |    |
| at UT Martin        |       |     |       |      |     |    |     |   |    |    |   |    |
| SIU Edwardsville    |       |     |       |      |     |    |     |   |    |    |   |    |
| Eastern Illinois    |       |     |       |      |     |    |     |   |    |    |   |    |
| Murray State        |       |     |       |      |     |    |     |   |    |    |   |    |
| Tennessee Tech      |       |     |       |      |     |    |     |   |    |    |   |    |
| Jacksonville State  |       |     |       |      |     |    |     |   |    |    |   |    |
| at Murray State     |       |     |       |      |     |    |     |   |    |    |   |    |
| at Austin Peay      |       |     |       |      |     |    |     |   |    |    |   |    |
| Austin Peay         |       |     |       |      |     |    |     |   |    |    |   |    |
| Eastern Kentucky    |       |     |       |      |     |    |     |   |    |    |   |    |
| at Eastern Illinois |       |     |       |      |     |    |     |   |    |    |   |    |
| at SIU Edwardsville |       |     |       |      |     |    |     |   |    |    |   |    |
| Totals              | 12-17 | 0-0 | 12-18 | 6/20 | 26  | 25 | 36  | 3 | 10 | 10 | 0 | 99 |

\* - Game Started

### 2020-21 Season-Highs

|                            |    |                                       |
|----------------------------|----|---------------------------------------|
| Points .....               | 10 | at Tennessee State (1/19/21)          |
| Total Rebounds .....       | 6  | at Tennessee State (1/19/21)          |
| Offensive .....            | 3  | 2x, last vs. Morehead State (1/16/21) |
| Defensive .....            | 5  | at Tennessee State (1/19/21)          |
| FG Made .....              | 4  | at Belmont (1/7/21)                   |
| FG Attempted .....         | 6  | at Belmont (1/7/21)                   |
| 3-Point FG Made .....      | -  | -                                     |
| 3-Point FG Attempted ..... | -  | -                                     |
| FT Made .....              | 4  | at Tennessee State (1/19/21)          |
| FT Attempted .....         | 6  | at Tennessee State (1/19/21)          |
| Assists .....              | 1  | 3x, last vs. Morehead State (1/16/21) |
| Blocks .....               | 3  | 2x, last at Tennessee State (1/19/21) |
| Steals .....               | -  | -                                     |
| Minutes .....              | 19 | 2x, last at Belmont (1/7/21)          |

### Patterson's Career Statistics at Southeast Missouri

| Season                            | G-GS | Min | Avg  | FG-FGA | Pct  | 3FG-3FGA | Pct  | FT-FTA | Pct  | Off | Def | Tot | Avg | PF | FO | A | TO | Blk | Stl | Pts | Avg |
|-----------------------------------|------|-----|------|--------|------|----------|------|--------|------|-----|-----|-----|-----|----|----|---|----|-----|-----|-----|-----|
| 2020-21                           | 8-0  | 99  | 12.4 | 12-17  | .706 | 0-0      | .000 | 12-18  | .667 | 6   | 20  | 26  | 3.3 | 25 | 1  | 3 | 10 | 10  | 0   | 36  | 4.5 |
| Ohio Valley Conference Games Only |      |     |      |        |      |          |      |        |      |     |     |     |     |    |    |   |    |     |     |     |     |
| Season                            | G-GS | Min | Avg  | FG-FGA | Pct  | 3FG-3FGA | Pct  | FT-FTA | Pct  | Off | Def | Tot | Avg | PF | FO | A | TO | Blk | Stl | Pts | Avg |
| 2020-21                           | 7-0  | 90  | 12.9 | 10-14  | .714 | 0-0      | .000 | 11-16  | .688 | 6   | 18  | 24  | 3.4 | 22 | 1  | 3 | 8  | 10  | 0   | 31  | 4.4 |



## ERIC REED, JR.

# 3

**2020-21:** Started eight games...Rates tied for third on the team in scoring with 9.8 points per game...Leads the team with 25 three-pointers made...Came off the bench to score a season-best 19 points vs. Lipscomb (12/7)...Made two or more 3-pointers in seven of his last eight games...Dropped in a team-high 17 points on 6-of-10 field goals vs. Southern Illinois (12/2)...Knocked down three 3-pointers and had 13 points in the second half of that game...Made his first career NCAA Division I start at Kansas City (11/28)...Played 10 minutes against the Roos...Put up 16 points at Evansville (12/15)...Ranks fifth in 3-point field goal percentage (.463), seventh in 3-point field goals made (1.9 per game) and 23rd in minutes (28.5 mpg).

**Howard College:** Started 30 games and averaged a team-high 15.5 points per game in 2019-20...Dished out 2.3 assists and grabbed five rebounds per contest as a combo guard...Ranked second on the team with 70 assists and 44 steals...Registered double figures in the scoring column a total of 27 times and dropped in 28 or more on three occasions...Started 14 games as a true freshman in 2018-19.

**Prep:** Combo guard who averaged 18 points and 3.4 assists per game as a senior at University Laboratory High School.

**Personal:** Born February 3, 2000...Majoring in General Studies...Son of Eric and Julia Reed...Siblings are Erica Reed (sister), Kaylo Henry (sister) and Hezekiah Brown (brother).

## Reed, Jr.'s Game-by-Game Statistics

| 2020-21             | FG    | 3P    | FT    | O/D   | REB | E  | PTS | A  | TO | B | S | M   |
|---------------------|-------|-------|-------|-------|-----|----|-----|----|----|---|---|-----|
| vs. Kansas City*    | 0-2   | 0-1   | 0-0   | 0/0   | 0   | 4  | 0   | 0  | 1  | 0 | 0 | 10  |
| Southern Illinois*  | 6-10  | 3-5   | 2-3   | 4/1   | 5   | 3  | 17  | 0  | 0  | 1 | 1 | 38  |
| Lipscomb            | 8-10  | 3-4   | 0-0   | 0/2   | 2   | 2  | 19  | 1  | 0  | 0 | 1 | 23  |
| at Lipscomb         | 2-3   | 1-2   | 0-0   | 1/2   | 3   | 4  | 5   | 0  | 2  | 0 | 0 | 30  |
| at Evansville       | 6-11  | 3-5   | 1-3   | 1/3   | 4   | 0  | 16  | 1  | 2  | 0 | 1 | 38  |
| UT Martin           | 3-10  | 2-7   | 2-2   | 0/1   | 1   | 2  | 10  | 1  | 0  | 1 | 0 | 27  |
| at Indiana State    | 2-5   | 2-4   | 0-0   | 3/0   | 3   | 3  | 6   | 0  | 1  | 0 | 1 | 25  |
| at Tennessee Tech*  | 5-9   | 2-5   | 2-4   | 2/0   | 2   | 3  | 14  | 1  | 1  | 0 | 0 | 32  |
| Tennessee State*    | 5-8   | 2-3   | 1-1   | 1/0   | 1   | 0  | 13  | 1  | 3  | 0 | 3 | 42  |
| at Belmont*         | 3-9   | 2-5   | 0-0   | 0/0   | 0   | 1  | 8   | 0  | 2  | 0 | 1 | 31  |
| Morehead State*     | 2-5   | 1-3   | 1-2   | 0/1   | 1   | 2  | 6   | 3  | 2  | 0 | 0 | 22  |
| at Tennessee State* | 2-5   | 2-5   | 2-4   | 0/1   | 1   | 0  | 8   | 0  | 1  | 0 | 0 | 30  |
| at Morehead State*  | 2-6   | 2-5   | 0-0   | 0/0   | 0   | 1  | 6   | 3  | 0  | 0 | 0 | 22  |
| at Eastern Kentucky |       |       |       |       |     |    |     |    |    |   |   |     |
| at UT Martin        |       |       |       |       |     |    |     |    |    |   |   |     |
| SIU Edwardsville    |       |       |       |       |     |    |     |    |    |   |   |     |
| Eastern Illinois    |       |       |       |       |     |    |     |    |    |   |   |     |
| Murray State        |       |       |       |       |     |    |     |    |    |   |   |     |
| Tennessee Tech      |       |       |       |       |     |    |     |    |    |   |   |     |
| Jacksonville State  |       |       |       |       |     |    |     |    |    |   |   |     |
| at Murray State     |       |       |       |       |     |    |     |    |    |   |   |     |
| at Austin Peay      |       |       |       |       |     |    |     |    |    |   |   |     |
| Austin Peay         |       |       |       |       |     |    |     |    |    |   |   |     |
| Eastern Kentucky    |       |       |       |       |     |    |     |    |    |   |   |     |
| at Eastern Illinois |       |       |       |       |     |    |     |    |    |   |   |     |
| at SIU Edwardsville |       |       |       |       |     |    |     |    |    |   |   |     |
| Totals              | 46-93 | 25-54 | 11-19 | 12/11 | 23  | 25 | 128 | 11 | 15 | 2 | 8 | 370 |

\* - Game Started

## 2020-21 Season/Career-Highs

|                            |    |                                       |
|----------------------------|----|---------------------------------------|
| Points .....               | 19 | vs. Lipscomb (12/7/20)                |
| Total Rebounds .....       | 5  | vs. Southern Illinois (12/2/20)       |
| Offensive .....            | 4  | vs. Southern Illinois (12/2/20)       |
| Defensive .....            | 3  | at Evansville (12/15/20)              |
| FG Made .....              | 8  | vs. Lipscomb (12/7/20)                |
| FG Attempted .....         | 11 | at Evansville (12/15/20)              |
| 3-Point FG Made .....      | 3  | 3x, last at Evansville (12/15/20)     |
| 3-Point FG Attempted ..... | 7  | vs. UT Martin (12/18/20)              |
| FT Made .....              | 2  | 4x, last at Tennessee State (1/19/21) |
| FT Attempted .....         | 4  | 2x, last at Tennessee State (1/19/21) |
| Assists .....              | 3  | 2x, last at Morehead State (1/21/21)  |
| Blocks .....               | 1  | 2x, last vs. UT Martin (12/18/20)     |
| Steals .....               | 3  | vs. Tennessee State (1/2/21)          |
| Minutes .....              | 42 | vs. Tennessee State (1/2/21)          |

## Reed, Jr.'s Career Statistics at Southeast Missouri

| Overall                           |      |     |      |        |      |          |      |        |      |     |     |     |     |     |    |    |    |     |     |
|-----------------------------------|------|-----|------|--------|------|----------|------|--------|------|-----|-----|-----|-----|-----|----|----|----|-----|-----|
| Season                            | G-GS | Min | Avg  | FG-FGA | Pct  | 3FG-3FGA | Pct  | FT-FTA | Pct  | Off | Def | Tot | Avg | PF  | FO | A  | TO | Blk | Stl |
| 2020-21                           | 13-8 | 370 | 28.5 | 46-93  | .495 | 25-54    | .463 | 11-19  | .579 | 12  | 11  | 23  | 1.8 | 25  | 0  | 11 | 15 | 2   | 8   |
| Ohio Valley Conference Games Only |      |     |      |        |      |          |      |        |      |     |     |     |     |     |    |    |    |     |     |
| Season                            | G-GS | Min | Avg  | FG-FGA | Pct  | 3FG-3FGA | Pct  | FT-FTA | Pct  | Off | Def | Tot | Avg | PF  | FO | A  | TO | Blk | Stl |
| 2020-21                           | 7-6  | 206 | 29.4 | 22-52  | .423 | 13-33    | .394 | 8-13   | .615 | 3   | 3   | 6   | 0.9 | 9   | 0  | 9  | 9  | 1   | 4   |
|                                   |      |     |      |        |      |          |      |        |      |     |     |     | Pts | Avg |    |    |    |     |     |
|                                   |      |     |      |        |      |          |      |        |      |     |     |     | 128 | 9.8 |    |    |    |     |     |



**NYGAL RUSSELL**

**25**

**2020-21:** Stands third on the team with 4.5 rebounds per game and averages 3.8 points through 13 games and seven starts...Ranks fourth on the team with three blocks...Scored 14 points as one of four players in double figures at Kansas City (11/28)...Scored eight points had a steal and knocked down two 3-pointers in the final 2:32 to seal Southeast Missouri's season-opening win...Both of his 3-pointers were in the last 57 seconds and he scored the final eight points of the game...Made three 3-pointers, had two blocks and collected two steals against the Roos...Added nine points and eight rebounds at Lipscomb (12/9)...Scored five of his points in the second half to help the Redhawks erase a 15-point deficit...Third on the team with 15 steals.

### Russell's Game-by-Game Statistics

| 2020-21             | FG    | 3P   | FT    | O/D   | REB | E  | PTS | A  | TO | B | S  | M   |
|---------------------|-------|------|-------|-------|-----|----|-----|----|----|---|----|-----|
| vs. Kansas City*    | 3-5   | 3-5  | 5-8   | 0/7   | 7   | 4  | 14  | 1  | 1  | 2 | 2  | 32  |
| Southern Illinois*  | 0-6   | 0-1  | 0-0   | 4/7   | 11  | 5  | 0   | 2  | 2  | 1 | 2  | 38  |
| Lipscomb*           | 1-5   | 0-3  | 1-2   | 1/2   | 3   | 0  | 3   | 0  | 1  | 0 | 0  | 20  |
| at Lipscomb*        | 3-4   | 0-1  | 3-5   | 4/4   | 8   | 5  | 9   | 1  | 2  | 0 | 2  | 29  |
| at Evansville*      | 1-3   | 0-1  | 0-0   | 0/6   | 6   | 1  | 2   | 0  | 2  | 0 | 1  | 28  |
| UT Martin*          | 1-3   | 0-2  | 2-4   | 3/2   | 5   | 3  | 4   | 6  | 1  | 0 | 1  | 21  |
| at Indiana State*   | 0-5   | 0-2  | 0-0   | 0/4   | 4   | 4  | 0   | 0  | 3  | 0 | 0  | 15  |
| at Tennessee Tech   | 2-5   | 1-2  | 0-0   | 0/1   | 1   | 1  | 5   | 0  | 1  | 0 | 1  | 16  |
| Tennessee State     | 0-0   | 0-0  | 0-0   | 0/0   | 0   | 3  | 0   | 0  | 1  | 0 | 1  | 5   |
| at Belmont          | 1-5   | 1-2  | 0-0   | 1/5   | 6   | 1  | 3   | 2  | 1  | 0 | 2  | 27  |
| Morehead State      | 1-3   | 1-3  | 0-0   | 0/3   | 3   | 3  | 3   | 1  | 2  | 0 | 0  | 14  |
| at Tennessee State  | 0-2   | 0-2  | 0-2   | 0/0   | 0   | 2  | 0   | 1  | 0  | 0 | 1  | 17  |
| at Morehead State   | 3-8   | 0-2  | 0-0   | 3/2   | 5   | 3  | 6   | 0  | 1  | 0 | 2  | 26  |
| at Eastern Kentucky |       |      |       |       |     |    |     |    |    |   |    |     |
| at UT Martin        |       |      |       |       |     |    |     |    |    |   |    |     |
| SIU Edwardsville    |       |      |       |       |     |    |     |    |    |   |    |     |
| Eastern Illinois    |       |      |       |       |     |    |     |    |    |   |    |     |
| Murray State        |       |      |       |       |     |    |     |    |    |   |    |     |
| Tennessee Tech      |       |      |       |       |     |    |     |    |    |   |    |     |
| Jacksonville State  |       |      |       |       |     |    |     |    |    |   |    |     |
| at Murray State     |       |      |       |       |     |    |     |    |    |   |    |     |
| at Austin Peay      |       |      |       |       |     |    |     |    |    |   |    |     |
| Austin Peay         |       |      |       |       |     |    |     |    |    |   |    |     |
| Eastern Kentucky    |       |      |       |       |     |    |     |    |    |   |    |     |
| at Eastern Illinois |       |      |       |       |     |    |     |    |    |   |    |     |
| at SIU Edwardsville |       |      |       |       |     |    |     |    |    |   |    |     |
| Totals              | 16-54 | 6-26 | 11-21 | 16/43 | 59  | 32 | 49  | 14 | 18 | 3 | 15 | 288 |

\* - Game Started

### 2020-21 Season-Highs

|                            |    |  |
|----------------------------|----|--|
| Points .....               | 14 | vs. Kansas City (11/28/20)               |
| Total Rebounds .....       | 11 | vs. Southern Illinois (12/2/20)          |
| Offensive .....            | 4  | 2x, last at Lipscomb (12/9/20)           |
| Defensive .....            | 7  | 2x, last vs. Southern Illinois (12/2/20) |
| FG Made .....              | 3  | 3x, last at Morehead State (1/21/21)     |
| FG Attempted .....         | 8  | at Morehead State (1/21/21)              |
| 3-Point FG Made .....      | 3  | vs. Kansas City (11/28/20)               |
| 3-Point FG Attempted ..... | 5  | vs. Kansas City (11/28/20)               |
| FT Made .....              | 5  | vs. Kansas City (11/28/20)               |
| FT Attempted .....         | 8  | vs. Kansas City (11/28/20)               |
| Assists .....              | 6  | vs. UT Martin (12/18/20)                 |
| Blocks .....               | 2  | vs. Kansas City (11/28/20)               |
| Steals .....               | 2  | 5x, last at Morehead State (1/21/21)     |
| Minutes .....              | 38 | vs. Southern Illinois (12/2/20)          |

### Career-Highs

|                            |    |  |
|----------------------------|----|--|
| Points .....               | 21 | vs. Tennessee Tech (2/8/20)              |
| Total Rebounds .....       | 11 | vs. Southern Illinois (12/2/20)          |
| Offensive .....            | 4  | 2x, last at Lipscomb (12/9/20)           |
| Defensive .....            | 7  | 4x, last vs. Southern Illinois (12/2/20) |
| FG Made .....              | 8  | vs. Tennessee Tech (2/8/20)              |
| FG Attempted .....         | 11 | vs. Tennessee Tech (2/8/20)              |
| 3-Point FG Made .....      | 4  | vs. Tennessee Tech (2/8/20)              |
| 3-Point FG Attempted ..... | 6  | 2x, last vs. UT Martin (2/13/20)         |
| FT Made .....              | 8  | at Austin Peay (2/21/19)                 |
| FT Attempted .....         | 8  | 2x, last vs. Kansas City (11/28/20)      |
| Assists .....              | 6  | 2x, last vs. UT Martin (12/18/20)        |
| Blocks .....               | 2  | vs. Kansas City (11/28/20)               |
| Steals .....               | 3  | 2x, last vs. Tennessee Tech (2/8/20)     |
| Minutes .....              | 38 | vs. Southern Illinois (12/2/20)          |

### Russell's Career Statistics at Southeast Missouri

| Overall                           |       |      |      |         |      |          |      |        |      |     |     |     |     |     |    |     |     |     |     |
|-----------------------------------|-------|------|------|---------|------|----------|------|--------|------|-----|-----|-----|-----|-----|----|-----|-----|-----|-----|
| Season                            | G-GS  | Min  | Avg  | FG-FGA  | Pct  | 3FG-3FGA | Pct  | FT-FTA | Pct  | Off | Def | Tot | Avg | PF  | FO | A   | TO  | Blk | Stl |
| 2018-19                           | 31-9  | 499  | 16.1 | 53-147  | .361 | 16-53    | .302 | 43-62  | .694 | 13  | 69  | 82  | 2.6 | 60  | 2  | 44  | 40  | 2   | 13  |
| 2019-20                           | 28-7  | 512  | 18.3 | 64-148  | .432 | 23-67    | .343 | 25-36  | .694 | 11  | 69  | 80  | 2.9 | 47  | 0  | 42  | 44  | 2   | 19  |
| 2020-21                           | 13-7  | 288  | 22.2 | 16-54   | .296 | 6-26     | .231 | 11-21  | .524 | 16  | 43  | 59  | 4.5 | 35  | 2  | 14  | 18  | 3   | 15  |
| Total                             | 72-23 | 1299 | 18.0 | 133-349 | .381 | 45-146   | .308 | 79-119 | .664 | 40  | 181 | 221 | 3.1 | 142 | 4  | 100 | 102 | 7   | 47  |
| Ohio Valley Conference Games Only |       |      |      |         |      |          |      |        |      |     |     |     |     |     |    |     |     |     |     |
| Season                            | G-GS  | Min  | Avg  | FG-FGA  | Pct  | 3FG-3FGA | Pct  | FT-FTA | Pct  | Off | Def | Tot | Avg | PF  | FO | A   | TO  | Blk | Stl |
| 2018-19                           | 18-8  | 297  | 16.5 | 33-93   | .355 | 11-34    | .324 | 37-50  | .740 | 7   | 33  | 40  | 2.2 | 38  | 1  | 28  | 24  | 2   | 8   |
| 2019-20                           | 16-7  | 354  | 22.1 | 47-101  | .465 | 22-52    | .423 | 15-22  | .682 | 7   | 43  | 50  | 3.1 | 30  | 0  | 31  | 28  | 1   | 12  |
| 2020-21                           | 7-1   | 126  | 18.0 | 8-26    | .308 | 3-13     | .231 | 2-6    | .333 | 7   | 13  | 20  | 2.9 | 16  | 0  | 10  | 7   | 0   | 8   |
| Total                             | 41-16 | 777  | 19.0 | 88-220  | .400 | 36-99    | .364 | 54-78  | .692 | 21  | 89  | 110 | 2.7 | 84  | 1  | 69  | 59  | 3   | 28  |



## NOLAN TAYLOR

# 31

**2020-21:** Is second on the team with 9.8 points and is second with five rebounds per contest...Ranks fourth on the team in free throw percentage at .655 (36-of-55)...Ranks sixth in the Ohio Valley Conference in field goal percentage (.582)...Made a perfect 6-of-6 free throws en route to scoring 10 points in his first career start at Kansas City (11/28)...Grabbed seven rebounds in 25 minutes...Followed that up with 14 points and seven boards in 22 minutes vs. Southern Illinois (12/2)...Put up season-highs in points (16), assists (5) and minutes played (20) vs. Lipscomb (12/7)...Scored double figures in seven of his 13 starts...Grabbed six or more rebounds in six contests.

**Cal Poly:** Was limited to 14 games during the 2019-20 season due to injury... Averaged 6.1 points and 2.9 rebounds in those contests...Redshirted during his first season (2018-19) at Cal Poly due to NCAA transfer rules.

**Pepperdine:** Spent two seasons at Pepperdine...Averaged 8.9 points and four rebounds per game in the first 15 games of his sophomore season before sustaining a season-ending injury...Started 20 of 24 games as a freshman for the Waves in 2016-17.

## Taylor's Game-by-Game Statistics

| 2020-21             | FG    | 3P  | FT    | O/D   | REB | E  | PTS | A  | TO | B | S | M   |
|---------------------|-------|-----|-------|-------|-----|----|-----|----|----|---|---|-----|
| vs. Kansas City*    | 2-4   | 0-0 | 6-6   | 1/6   | 7   | 3  | 10  | 0  | 1  | 0 | 0 | 25  |
| Southern Illinois*  | 6-11  | 0-0 | 2-5   | 2/5   | 7   | 3  | 14  | 2  | 0  | 0 | 0 | 22  |
| Lipscomb*           | 5-9   | 0-0 | 6-8   | 5/3   | 8   | 3  | 16  | 5  | 0  | 1 | 1 | 28  |
| at Lipscomb*        | 3-6   | 0-0 | 2-2   | 1/3   | 4   | 1  | 8   | 0  | 2  | 1 | 1 | 20  |
| at Evansville*      | 6-11  | 0-0 | 1-3   | 0/9   | 9   | 4  | 13  | 1  | 2  | 0 | 0 | 29  |
| UT Martin*          | 1-1   | 0-0 | 1-2   | 1/1   | 2   | 3  | 3   | 1  | 1  | 0 | 0 | 18  |
| at Indiana State*   | 4-6   | 0-0 | 3-4   | 4/2   | 6   | 2  | 11  | 1  | 0  | 0 | 0 | 18  |
| at Tennessee Tech*  | 4-5   | 0-0 | 0-0   | 0/2   | 2   | 3  | 8   | 0  | 1  | 0 | 1 | 15  |
| Tennessee State*    | 4-6   | 0-0 | 6-11  | 2/1   | 3   | 4  | 14  | 0  | 1  | 0 | 1 | 22  |
| at Belmont*         | 2-6   | 0-0 | 0-0   | 2/3   | 5   | 4  | 4   | 0  | 1  | 0 | 1 | 9   |
| Morehead State*     | 3-6   | 0-0 | 0-0   | 0/3   | 3   | 0  | 6   | 3  | 3  | 0 | 0 | 23  |
| at Tennessee State* | 1-2   | 0-0 | 6-8   | 1/2   | 3   | 3  | 8   | 1  | 2  | 0 | 0 | 18  |
| at Morehead State*  | 5-6   | 0-0 | 3-6   | 0/6   | 6   | 3  | 13  | 2  | 0  | 0 | 0 | 22  |
| at Eastern Kentucky |       |     |       |       |     |    |     |    |    |   |   |     |
| at UT Martin        |       |     |       |       |     |    |     |    |    |   |   |     |
| SIU Edwardsville    |       |     |       |       |     |    |     |    |    |   |   |     |
| Eastern Illinois    |       |     |       |       |     |    |     |    |    |   |   |     |
| Murray State        |       |     |       |       |     |    |     |    |    |   |   |     |
| Tennessee Tech      |       |     |       |       |     |    |     |    |    |   |   |     |
| Jacksonville State  |       |     |       |       |     |    |     |    |    |   |   |     |
| at Murray State     |       |     |       |       |     |    |     |    |    |   |   |     |
| at Austin Peay      |       |     |       |       |     |    |     |    |    |   |   |     |
| Austin Peay         |       |     |       |       |     |    |     |    |    |   |   |     |
| Eastern Kentucky    |       |     |       |       |     |    |     |    |    |   |   |     |
| at Eastern Illinois |       |     |       |       |     |    |     |    |    |   |   |     |
| at SIU Edwardsville |       |     |       |       |     |    |     |    |    |   |   |     |
| Totals              | 46-79 | 0-0 | 36-55 | 19/46 | 65  | 36 | 128 | 16 | 14 | 2 | 5 | 269 |

\* - Game Started

## 2020-21 Season/Career-Highs

|                            |    |                                       |
|----------------------------|----|---------------------------------------|
| Points .....               | 16 | vs. Lipscomb (12/7/20)                |
| Total Rebounds .....       | 9  | at Evansville (12/15/20)              |
| Offensive .....            | 5  | vs. Lipscomb (12/7/20)                |
| Defensive .....            | 9  | at Evansville (12/15/20)              |
| FG Made .....              | 6  | 2x, last at Evansville (12/15/20)     |
| FG Attempted .....         | 11 | 2x, last at Evansville (12/15/20)     |
| 3-Point FG Made .....      | -  | -                                     |
| 3-Point FG Attempted ..... | -  | -                                     |
| FT Made .....              | 6  | 4x, last at Tennessee State (1/19/21) |
| FT Attempted .....         | 11 | vs. Tennessee State (1/2/21)          |
| Assists .....              | 5  | vs. Lipscomb (12/7/20)                |
| Blocks .....               | 1  | 2x, last at Lipscomb (12/9/20)        |
| Steals .....               | 1  | 5x, last at Belmont (1/7/21)          |
| Minutes .....              | 29 | at Evansville (12/15/20)              |

## Taylor's Career Statistics at Southeast Missouri

| Season                            | G-GS  | Min | Avg  | FG-FGA | Pct  | 3FG-3FGA | Pct  | FT-FTA | Pct  | Off | Def | Tot | Avg | PF | FO | A  | TO | Blk | Stl | Pts | Avg |
|-----------------------------------|-------|-----|------|--------|------|----------|------|--------|------|-----|-----|-----|-----|----|----|----|----|-----|-----|-----|-----|
| 2020-21                           | 13-13 | 269 | 20.7 | 46-79  | .582 | 0-0      | .000 | 36-55  | .655 | 19  | 46  | 65  | 5.0 | 36 | 0  | 16 | 14 | 2   | 5   | 128 | 9.8 |
| Ohio Valley Conference Games Only |       |     |      |        |      |          |      |        |      |     |     |     |     |    |    |    |    |     |     |     |     |
| Season                            | G-GS  | Min | Avg  | FG-FGA | Pct  | 3FG-3FGA | Pct  | FT-FTA | Pct  | Off | Def | Tot | Avg | PF | FO | A  | TO | Blk | Stl | Pts | Avg |
| 2020-21                           | 7-7   | 127 | 18.1 | 20-32  | .625 | 0-0      | .000 | 16-27  | .593 | 6   | 18  | 24  | 3.4 | 20 | 0  | 7  | 9  | 0   | 3   | 56  | 8.0 |





## Season/Career Statistics

### SEASON STATISTICS

### CAREER STATISTICS

| SUMMARY          | gp-gs | min/g | fg%  | 3fg%  | ft%  | r/g | a/g | stl | blk | pts/g | gp-gs | min/g | fg%  | 3fg% | ft%  | r/g | a/g | stl | blk | pts/g |
|------------------|-------|-------|------|-------|------|-----|-----|-----|-----|-------|-------|-------|------|------|------|-----|-----|-----|-----|-------|
| HARRIS, Chris    | 12-12 | 31.0  | .349 | .310  | .703 | 2.4 | 2.2 | 5   | 2   | 14.7  | 14-12 | 30.4  | .373 | .346 | .714 | 2.5 | 2.0 | 5   | 3   | 14.8  |
| TAYLOR, Nolan    | 13-13 | 20.7  | .582 | .000  | .655 | 5.0 | 1.2 | 5   | 2   | 9.8   | 13-13 | 20.7  | .582 | .000 | .655 | 5.0 | 1.2 | 5   | 2   | 9.8   |
| REED, JR., Eric  | 13-8  | 28.5  | .495 | .463  | .579 | 1.8 | 0.8 | 8   | 2   | 9.8   | 13-8  | 28.5  | .495 | .463 | .579 | 1.8 | 0.8 | 8   | 2   | 9.8   |
| NICHOLAS, DQ     | 13-13 | 30.2  | .364 | .273  | .719 | 4.1 | 3.2 | 18  | 2   | 9.8   | 43-32 | 26.1  | .384 | .290 | .730 | 3.0 | 2.1 | 40  | 7   | 8.2   |
| AKENTEN, Nana    | 13-11 | 28.4  | .355 | .307  | .750 | 6.2 | 1.2 | 16  | 6   | 8.9   | 13-11 | 28.4  | .355 | .307 | .750 | 6.2 | 1.2 | 16  | 6   | 8.9   |
| LOVE, Jordan     | 13-0  | 19.2  | .410 | .333  | .520 | 2.5 | 1.8 | 14  | 2   | 5.2   | 38-4  | 14.8  | .371 | .281 | .554 | 1.8 | 1.1 | 21  | 4   | 3.8   |
| PATTERSON, Manny | 8-0   | 12.4  | .706 | .000  | .667 | 3.3 | 0.4 | 0   | 10  | 4.5   | 8-0   | 12.4  | .706 | .000 | .667 | 3.3 | 0.4 | 0   | 10  | 4.5   |
| RUSSELL, Nygal   | 13-7  | 22.2  | .296 | .231  | .524 | 4.5 | 1.1 | 15  | 3   | 3.8   | 72-23 | 18.0  | .381 | .308 | .664 | 3.1 | 1.4 | 47  | 7   | 5.4   |
| BRANSON, Dylan   | 13-1  | 13.5  | .579 | .600  | .857 | 2.0 | 1.1 | 3   | 1   | 2.6   | 13-1  | 13.5  | .579 | .600 | .857 | 2.0 | 1.1 | 3   | 1   | 2.6   |
| JOHNSON, Nate    | 13-0  | 8.5   | .524 | .000  | .286 | 2.1 | 0.3 | 2   | 5   | 1.8   | 13-0  | 8.5   | .524 | .000 | .286 | 2.1 | 0.3 | 2   | 5   | 1.8   |
| AGNEW, Darrious  | 4-0   | 6.0   | .500 | 1.000 | .500 | 1.0 | 0.0 | 2   | 2   | 1.8   | 26-5  | 9.9   | .423 | .333 | .641 | 1.9 | 0.4 | 13  | 2   | 4.2   |
| LONG, Parker     | 1-0   | 6.0   | .000 | .000  | .000 | 0.0 | 0.0 | 0   | 0   | 0.0   | 1-0   | 6.0   | .000 | .000 | .000 | 0.0 | 0.0 | 0   | 0   | 0.0   |

| SCORING          | fg-fga | fg%  | 3fg-fga | 3fg%  | ft-fa | ft%  | pts | pts/g | fg-fga  | fg%  | 3fg-fga | 3fg% | ft-fa   | ft%  | pts | pts/g |
|------------------|--------|------|---------|-------|-------|------|-----|-------|---------|------|---------|------|---------|------|-----|-------|
| HARRIS, Chris    | 51-146 | .349 | 22-71   | .310  | 52-74 | .703 | 176 | 14.7  | 60-161  | .373 | 27-78   | .346 | 60-84   | .714 | 207 | 14.8  |
| TAYLOR, Nolan    | 46-79  | .582 | 0-0     | .000  | 36-55 | .655 | 128 | 9.8   | 46-79   | .582 | 0-0     | .000 | 36-55   | .655 | 128 | 9.8   |
| REED, JR., Eric  | 46-93  | .495 | 25-54   | .463  | 11-19 | .579 | 128 | 9.8   | 46-93   | .495 | 25-54   | .463 | 11-19   | .579 | 128 | 9.8   |
| NICHOLAS, DQ     | 36-99  | .364 | 9-33    | .273  | 46-64 | .719 | 127 | 9.8   | 108-281 | .384 | 27-93   | .290 | 111-152 | .730 | 354 | 8.2   |
| AKENTEN, Nana    | 39-110 | .355 | 23-75   | .307  | 15-20 | .750 | 116 | 8.9   | 39-110  | .355 | 23-75   | .307 | 15-20   | .750 | 116 | 8.9   |
| LOVE, Jordan     | 25-61  | .410 | 4-12    | .333  | 13-25 | .520 | 67  | 5.2   | 53-143  | .371 | 9-32    | .281 | 31-56   | .554 | 146 | 3.8   |
| PATTERSON, Manny | 12-17  | .706 | 0-0     | .000  | 12-18 | .667 | 36  | 4.5   | 12-17   | .706 | 0-0     | .000 | 12-18   | .667 | 36  | 4.5   |
| RUSSELL, Nygal   | 16-54  | .296 | 6-26    | .231  | 11-21 | .524 | 49  | 3.8   | 133-349 | .381 | 45-146  | .308 | 79-119  | .664 | 390 | 5.4   |
| BRANSON, Dylan   | 11-19  | .579 | 6-10    | .600  | 6-7   | .857 | 34  | 2.6   | 11-19   | .579 | 6-10    | .600 | 6-7     | .857 | 34  | 2.6   |
| JOHNSON, Nate    | 11-21  | .524 | 0-0     | .000  | 2-7   | .286 | 24  | 1.8   | 11-21   | .524 | 0-0     | .000 | 2-7     | .286 | 24  | 1.8   |
| AGNEW, Darrious  | 2-4    | .500 | 1-1     | 1.000 | 2-4   | .500 | 7   | 1.8   | 41-97   | .423 | 3-9     | .333 | 25-39   | .641 | 110 | 4.2   |
| LONG, Parker     | 0-0    | .000 | 0-0     | .000  | 0-0   | .000 | 0   | 0.0   | 0-0     | .000 | 0-0     | .000 | 0-0     | .000 | 0   | 0.0   |

| TOTALS           | o-reb | d-reb | t-reb | pf | fo | ast | to | a/to | o-reb | d-reb | t-reb | pf  | fo | ast | to  | a/to |
|------------------|-------|-------|-------|----|----|-----|----|------|-------|-------|-------|-----|----|-----|-----|------|
| HARRIS, Chris    | 3     | 26    | 29    | 28 | 1  | 26  | 29 | 0.9  | 3     | 32    | 35    | 33  | 1  | 28  | 34  | 0.8  |
| TAYLOR, Nolan    | 19    | 46    | 65    | 36 | 0  | 16  | 14 | 1.1  | 19    | 46    | 65    | 36  | 0  | 16  | 14  | 1.1  |
| REED, JR., Eric  | 12    | 11    | 23    | 25 | 0  | 11  | 15 | 0.7  | 12    | 11    | 23    | 25  | 0  | 11  | 15  | 0.7  |
| NICHOLAS, DQ     | 5     | 48    | 53    | 37 | 2  | 41  | 46 | 0.9  | 12    | 115   | 127   | 85  | 2  | 91  | 94  | 1.0  |
| AKENTEN, Nana    | 14    | 67    | 81    | 36 | 2  | 15  | 25 | 0.6  | 14    | 67    | 81    | 36  | 2  | 15  | 25  | 0.6  |
| LOVE, Jordan     | 6     | 27    | 33    | 12 | 0  | 24  | 14 | 1.7  | 17    | 52    | 69    | 32  | 0  | 41  | 38  | 1.1  |
| PATTERSON, Manny | 6     | 20    | 26    | 25 | 1  | 3   | 10 | 0.3  | 6     | 20    | 26    | 25  | 1  | 3   | 10  | 0.3  |
| RUSSELL, Nygal   | 16    | 43    | 59    | 35 | 2  | 14  | 18 | 0.8  | 40    | 181   | 221   | 142 | 4  | 100 | 102 | 1.0  |
| BRANSON, Dylan   | 9     | 17    | 26    | 27 | 2  | 14  | 16 | 0.9  | 9     | 17    | 26    | 27  | 2  | 14  | 16  | 0.9  |
| JOHNSON, Nate    | 12    | 15    | 27    | 17 | 0  | 4   | 4  | 1.0  | 12    | 15    | 27    | 17  | 0  | 4   | 4   | 1.0  |
| AGNEW, Darrious  | 1     | 3     | 4     | 4  | 0  | 0   | 3  | 0.0  | 16    | 34    | 50    | 39  | 1  | 10  | 23  | 0.4  |
| LONG, Parker     | 0     | 0     | 0     | 0  | 0  | 0   | 1  | 0.0  | 0     | 0     | 0     | 0   | 0  | 0   | 1   | 0.0  |



# SOUTHEAST MISSOURI BASKETBALL NOTES // UT MARTIN

## Game 1

### Southeast Missouri 71 Kansas City 66

November 28, 2020 • Mabee Fieldhouse • Kansas City, Mo.



#### KANSAS CITY, Mo.

Nygall Russell scored eight points, had a steal and knocked down two huge 3-pointers in the

final 2:32 to give Southeast Missouri a 71-66 win over Kansas City at the Negro Baseball League Museum Tip-Off Classic.

Russell, who finished with 14 points as one of four SEMO players in double figures, hit both of his treys in the last minute to help get Brad Korn his first career win as the Redhawks head coach.

A native of Houston, Texas, Russell buried the first of his two clutch 3-pointers to put the

Redhawks ahead, 68-64, after KC made it a one-point game.

Then, following two free throws by Franck Kamgain which narrowed the Redhawks lead to 68-66 with 33 seconds to go, Russell delivered the final blow with his long range bomb as the shot clock expired giving SEMO a 71-66 advantage.

KC inbounded the ball with two seconds left and Russell intercepted the pass to end his impressive game-changing effort down the stretch.

Chris Harris scored a game-high 18 points to lead four Redhawks in double figures. Nana Akenten (17), Russell and Nolan Taylor (10) were the others.

## Game 2

### Southern Illinois 87 Southeast Missouri 79 OT

December 2, 2020 • Show Me Center • Cape Girardeau, Mo.



#### CAPE GIRARDEAU, Mo.

Southern Illinois scored 28 points at the free throw

line and sunk nine in overtime to escape with an 87-79 win over Southeast Missouri.

SEMO led, 65-54, with a little over six minutes remaining in regulation when SIU went on a 15-4 run to tie the game at 69-69. Dalton Banks converted a conventional 3-point play and Anthony D'Avanzo made a free throw to knot things up with 20 seconds left.

Chris Harris drove the lane and banked in a layup to regain a 71-69 edge for the Redhawks 12 seconds later.

DQ Nicholas was then called for a foul when contact was made near midcourt on SIU's inbound pass. D'Avanzo headed to the free throw line again, this time making two shots to breing the game to a 71-71 deadlock with four seconds on the clock.

SEMO had one last chance to win it, but Harris' 3-point attempt came off the front of the rim.

The Salukis scored the first seven points of overtime and the Redhawks didn't recover.

Eric Reed, Jr. led SEMO with 17 points, Harris added 15, Nolan Taylor finished with 14 and Jordan Love chipped in 10.

Nygall Russell turned in career-highs in rebounds (11) and minutes played (38).



Official Basketball Box Score - Final  
Southeast Mo. St. at Kansas City  
11/28/20 Mabee Fieldhouse, Kansas City  
2020-21 Men's Basketball

Game Time: 4:00 PM  
Game Duration: 2:05  
Attendance: 175

Officials: Michael Swoboda, Robert Fakler, Chris Pasici

Southeast Mo. St. - 71

Record: 1-0

| NO.    | Name           | Min   | FG    | 3P    | FT    | Rebounds | Fouls | TP | AS | TO | ST | Blocks | PF | BA | +  |
|--------|----------------|-------|-------|-------|-------|----------|-------|----|----|----|----|--------|----|----|----|
| 31     | Nolan Taylor   | 25:13 | 2-4   | 0-0   | 0-0   | 1 6 7    | 3 4   | 10 | 0  | 1  | 0  | 1      | 0  | 1  | -2 |
| 3      | Eric Reed, Jr. | 10:25 | 0-2   | 0-1   | 0-0   | 0 0 0    | 4 1   | 0  | 0  | 1  | 0  | 0      | 0  | 0  | 4  |
| 5      | Chris Harris   | 35:02 | 5-9   | 3-6   | 5-11  | 1 2 3    | 1 8   | 18 | 4  | 4  | 0  | 0      | 1  | 6  |    |
| 11     | DQ Nicholas    | 19:15 | 2-3   | 0-1   | 4-4   | 0 1 1    | 5 4   | 8  | 0  | 4  | 1  | 0      | 0  | 6  |    |
| 25     | Nygall Russell | 32:31 | 3-5   | 3-5   | 5-8   | 0 7 7    | 4 4   | 14 | 1  | 1  | 2  | 2      | 0  | -4 |    |
| 21     | Nana Akenten   | 32:27 | 6-12  | 4-9   | 1-2   | 0 6 6    | 2 1   | 17 | 2  | 2  | 3  | 0      | 9  |    |    |
| 14     | Nate Johnson   | 13:21 | 0-0   | 0-0   | 0-1   | 1 3 4    | 2 1   | 0  | 2  | 0  | 0  | 1      | 0  | 11 |    |
| 2      | Jordan Love    | 26:34 | 2-6   | 0-1   | 0-3   | 0 3 3    | 0 2   | 4  | 3  | 1  | 4  | 0      | 0  | 3  |    |
| 33     | Dylan Branson  | 05:12 | 0-0   | 0-0   | 0-0   | 0 0 0    | 1 0   | 0  | 0  | 2  | 1  | 0      | 0  | -8 |    |
| Team   |                |       |       |       |       | 0 0 0    | 0     | 0  | 1  |    |    |        |    |    |    |
| Totals |                |       | 20-41 | 10-23 | 21-35 | 3 28 31  | 22 25 | 71 | 12 | 17 | 11 | 5      | 2  | 5  |    |

Technical Fouls: NONE

Kansas City - 66

Record: 2-1

| NO.    | Name               | Min   | FG    | 3P   | FT    | Rebounds | Fouls | TP | AS | TO | ST | Blocks | PF | BA  | + |
|--------|--------------------|-------|-------|------|-------|----------|-------|----|----|----|----|--------|----|-----|---|
| 20     | Josiah Allick      | 20:52 | 3-4   | 1-2  | 0-0   | 1 3 4    | 4 1   | 7  | 0  | 0  | 2  | 1      | 0  | -3  |   |
| 00     | Zion Williams      | 32:33 | 5-9   | 0-1  | 0-0   | 1 3 4    | 4 0   | 10 | 5  | 4  | 0  | 0      | 0  | -2  |   |
| 3      | Brandon McKissic   | 30:16 | 5-12  | 1-3  | 5-8   | 0 2 2    | 5 10  | 16 | 2  | 4  | 2  | 0      | 1  | -4  |   |
| 11     | Franck Kamgain     | 33:52 | 1-7   | 0-2  | 6-8   | 0 3 3    | 3 4   | 8  | 3  | 2  | 2  | 0      | 1  | 2   |   |
| 33     | Marvin Nesbitt Jr. | 37:56 | 7-12  | 1-2  | 0-3   | 3 5 8    | 3 4   | 15 | 1  | 1  | 1  | 1      | 2  | -1  |   |
| 32     | Kaimen Lemox       | 06:26 | 0-2   | 0-1  | 0-0   | 0 0 0    | 2 0   | 0  | 0  | 2  | 0  | 0      | 0  | -3  |   |
| 10     | Hidde Roessink     | 16:09 | 2-4   | 1-2  | 3-4   | 0 3 3    | 1 3   | 8  | 0  | 3  | 0  | 0      | 1  | -5  |   |
| 21     | Sam Martin         | 07:15 | 0-0   | 0-0  | 0-0   | 0 2 2    | 1 0   | 0  | 0  | 1  | 1  | 0      | 0  | -10 |   |
| 4      | Jacob Johnson      | 13:43 | 1-2   | 0-0  | 0-0   | 0 0 0    | 2 0   | 2  | 0  | 1  | 1  | 0      | 0  | 2   |   |
| 12     | Jonathan Bolden    | 00:58 | 0-0   | 0-0  | 0-0   | 0 0 0    | 0 0   | 0  | 0  | 0  | 0  | 0      | 0  | -1  |   |
| Team   |                    |       |       |      |       | 2 4 6    | 0     | 0  |    |    |    |        |    |     |   |
| Totals |                    |       | 24-52 | 4-13 | 14-23 | 7 25 32  | 25 22 | 66 | 13 | 17 | 13 | 2      | 5  | -5  |   |

Technical Fouls: NONE

| SEMOS            |  | Roos           |  | Points from   |  | SEMOS         |  | Roos  |  |
|------------------|--|----------------|--|---------------|--|---------------|--|-------|--|
| Biggest lead     |  | 11 (2nd 17:51) |  | 3 (1st 18:47) |  | Turnovers     |  | 20 16 |  |
| Best Scoring Run |  | 8 (2nd 17:51)  |  | 7 (2nd 1:19)  |  | Paint         |  | 16 40 |  |
| Lead Changes     |  | 3              |  | 7             |  | Second Chance |  | 8 12  |  |
| Times Tied       |  | 1              |  | 8             |  | Fast Breaks   |  | 21 10 |  |
| Time with Lead   |  | 34:40          |  | 04:07         |  | Bench         |  |       |  |

#### Official Basketball Box Score -- Game Totals -- Final Statistics Southern Illinois vs Southeast Missouri 12-02-20 6:30 p.m. at Show Me Center -- Cape Girardeau, Mo.

##### Southern Illinois 87 • 1-0

|                 |                     | Total  | 3-Ptr  |           | Rebounds |       |     |      |       |       |       |       |          |     |     |
|-----------------|---------------------|--------|--------|-----------|----------|-------|-----|------|-------|-------|-------|-------|----------|-----|-----|
| #               | Player              | FG-FGA | FG-FGA | FT-FTA    | Off      | Def   | Tot | PF   | TP    | A     | TO    | Blk   | Stl      | Min |     |
| 01              | DOMASK, Marcus      | f      | 6-11   | 1-3       | 11-12    | 1     | 4   | 5    | 1     | 24    | 3     | 6     | 2        | 0   | 44  |
| 33              | D'AVANZO, Anthony   | f      | 4-7    | 2-3       | 3-3      | 1     | 3   | 4    | 3     | 13    | 0     | 0     | 3        | 0   | 23  |
| 05              | JONES, Lance        | g      | 3-10   | 1-4       | 0-2      | 1     | 3   | 4    | 1     | 7     | 2     | 1     | 1        | 2   | 25  |
| 10              | HARVEY, Ben         | g      | 5-11   | 3-6       | 9-10     | 0     | 7   | 7    | 2     | 22    | 3     | 0     | 1        | 0   | 35  |
| 24              | BROWN, Trent        | g      | 1-5    | 1-2       | 1-2      | 0     | 4   | 4    | 3     | 4     | 2     | 1     | 0        | 1   | 30  |
| 03              | BANKS, Dalton       |        | 5-9    | 1-2       | 3-3      | 0     | 1   | 1    | 4     | 14    | 1     | 1     | 0        | 2   | 39  |
| 14              | FILEWICH, Kyler     |        | 1-2    | 0-0       | 0-0      | 0     | 1   | 1    | 4     | 2     | 1     | 0     | 0        | 0   | 12  |
| 22              | VERPLANCKEN, Steven |        | 0-2    | 0-1       | 1-3      | 0     | 2   | 2    | 0     | 1     | 1     | 0     | 0        | 0   | 14  |
| 25              | LONG, Jakolby       |        | 0-1    | 0-0       | 0-0      | 0     | 1   | 1    | 0     | 0     | 0     | 0     | 0        | 0   | 3   |
| Team            |                     |        |        |           |          | 1     | 7   | 8    |       |       |       |       |          |     |     |
| Totals          |                     |        | 25-58  | 9-21      | 28-35    | 4     | 33  | 37   | 18    | 87    | 13    | 9     | 7        | 5   | 225 |
| FG % 1st Half:  |                     | 10-27  | 37.0%  | 2nd half: | 12-25    | 48.0% | OT: | 3-6  | 50.0% | Game: | 25-58 | 43.1% | Deadball |     |     |
| 3FG % 1st Half: |                     | 3-10   | 30.0%  | 2nd half: | 5-9      | 55.6% | OT: | 1-2  | 50.0% | Game: | 9-21  | 42.9% | Rebounds |     |     |
| FT % 1st Half:  |                     | 6-11   | 54.5%  | 2nd half: | 13-14    | 92.9% | OT: | 9-10 | 90.0% | Game: | 28-35 | 80.0% | 3        |     |     |

##### Southeast Missouri 79 • 1-1

|                 |                 | Total  | 3-Ptr  |           | Rebounds |       |     |     |       |       |       |       |          |     |     |
|-----------------|-----------------|--------|--------|-----------|----------|-------|-----|-----|-------|-------|-------|-------|----------|-----|-----|
|                 |                 | FG-FGA | FG-FGA | FT-FTA    | Off      | Def   | Tot | PF  | TP    | A     | TO    | Blk   | Stl      | Min |     |
| #               | Player          |        |        |           |          |       |     |     |       |       |       |       |          |     |     |
| 31              | TAYLOR, Nolan   | f      | 6-11   | 0-0       | 2-5      | 2     | 5   | 7   | 3     | 14    | 2     | 0     | 0        | 22  |     |
| 03              | REED, JR., Eric | g      | 6-10   | 3-5       | 2-3      | 4     | 1   | 5   | 3     | 17    | 0     | 0     | 1        | 38  |     |
| 05              | HARRIS, Chris   | g      | 6-15   | 1-6       | 2-2      | 1     | 0   | 1   | 5     | 15    | 5     | 2     | 0        | 1   | 22  |
| 11              | NICHOLAS, DQ    | g      | 2-12   | 0-1       | 3-5      | 0     | 3   | 3   | 3     | 7     | 4     | 2     | 0        | 0   | 32  |
| 25              | RUSSELL, Nygal  | g      | 0-6    | 0-1       | 0-0      | 4     | 7   | 11  | 5     | 0     | 2     | 2     | 1        | 2   | 38  |
| 02              | LOVE, Jordan    |        | 4-5    | 1-1       | 1-4      | 0     | 3   | 3   | 1     | 10    | 3     | 2     | 1        | 1   | 19  |
| 14              | JOHNSON, Nate   |        | 3-5    | 0-0       | 0-0      | 1     | 2   | 3   | 0     | 6     | 1     | 0     | 2        | 0   | 14  |
| 21              | AKENTEN, Nana   |        | 3-7    | 1-4       | 1-2      | 1     | 7   | 8   | 5     | 8     | 1     | 5     | 2        | 1   | 32  |
| 33              | BRANSON, Dylan  |        | 1-3    | 0-1       | 0-0      | 1     | 3   | 4   | 3     | 2     | 3     | 0     | 0        | 0   | 8   |
| Team            |                 |        |        |           |          | 4     | 1   | 5   |       |       |       |       |          |     |     |
| Totals          |                 |        | 31-74  | 6-19      | 11-21    | 18    | 32  | 50  | 28    | 79    | 21    | 13    | 7        | 6   | 225 |
| FG % 1st Half:  |                 | 13-33  | 39.4%  | 2nd half: | 15-32    | 46.9% | OT: | 3-9 | 33.3% | Game: | 31-74 | 41.9% | Deadball |     |     |
| 3FG % 1st Half: |                 | 1-6    | 16.7%  | 2nd half: | 4-9      | 44.4% | OT: | 1-4 | 25.0% | Game: | 6-19  | 31.6% | Rebounds |     |     |
| FT % 1st Half:  |                 | 4-7    | 57.1%  | 2nd half: | 6-10     | 60.0% | OT: | 1-4 | 25.0% | Game: | 11-21 | 52.4% | 2        |     |     |

Officials: John Dillon, Gene Grimshaw, Mike O'Neill  
Technical fouls: Southern Illinois-None. Southeast Missouri-None.  
Attendance: 740

| Score by periods   | 1st | 2nd | OT | Total |
|--------------------|-----|-----|----|-------|
| Southern Illinois  | 29  | 42  | 16 | 87    |
| Southeast Missouri | 31  | 40  | 8  | 79    |

|        | In    | Off | 2nd    | Fast  | Bench |
|--------|-------|-----|--------|-------|-------|
| Points | Paint | T/O | Chance | Break |       |
| SIU    | 32    | 15  | 2      | 4     | 17    |
| SEMO   | 38    | 10  | 17     | 6     | 26    |



# Game 3

## Lipscomb 77 Southeast Missouri 82

December 7, 2020 • Show Me Center • Cape Girardeau, Mo.



### CAPE GIRARDEAU, Mo.

Chris Harris and Eric Reed, Jr. each scored 19 points, and Nolan Taylor added 16 points and

eight rebounds to lead Southeast Missouri to an 82-77 win over Preseason Atlantic Sun Conference favorite Lipscomb.

SEMO led for the final 11:04 of the tight contest after Reed, Jr.'s jumper gave it a 56-55 edge. The Redhawks then didn't lead by more than six points and fought off a Lipscomb team that pulled to within one six times in the last 10 minutes.

Jordan Love drove the lane and scored a big basket to put the Redhawks ahead, 78-72, at the 2:24

mark. SEMO later made four free throws in the final 1:01 to polish off the win.

Reed, Jr. gave SEMO a huge spark off the bench going 8-of-10 from the field and 3-of-4 from 3-point range.

Taylor was a force underneath finishing with 5-of-9 field goals, 6-of-8 free throws, five offensive rebounds and five assists in 28 minutes.

Harris shot 7-of-13 from the field, made three 3-pointers and dished out three assists, while DQ Nicholas contributed 12 points, five assists and three steals.

Head Coach Brad Korn picked up his first career win at the show Me Center.

# Game 4

## Southeast Missouri 74 Lipscomb 80<sup>OT</sup>

December 9, 2020 • Allen Arena • Nashville, Tenn.



### NASHVILLE, Tenn.

Southeast Missouri put together a ferocious comeback, but came up short in an 80-74 overtime loss to

Lipscomb.

Jake Wolfe scored 26 points and made a 3-pointer at the buzzer to send the game to overtime.

LU was down four with 50 seconds left in regulation and pulled within a point on a Wolfe Layup. Jordan Love was later fouled and split two free throws leaving SEMO ahead, 63-60.

Wolfe then splashed in an off-balance 3-pointer to send the game to overtime.

The Bisons went a perfect 8-of-8

at the free throw line in overtime to avenge an earlier loss to the Redhawks.

The Redhawks trailed by 15 points (40-25) 3:39 into the second half and used a 20-2 run to erase the deficit.

Nygall Russell scored five points in a quick 42 seconds and made a free throw to tie the game at 44-44 with 8:51 on the clock.

Nolan Taylor's layup gave SEMO its first lead since the first half at 47-46.

Four free throws by DQ Nicholas off a pair of LU technical fouls helped widen SEMO's lead to 55-46 with a little over six minutes remaining.

SEMO led the rest of the way until Wolfe's game-tying three.



Official Basketball Box Score -- Game Totals -- Final Statistics  
**Lipscomb vs Southeast Missouri**  
12-07-20 6:30 p.m. at Show Me Center -- Cape Girardeau, Mo.



### Lipscomb 77 • 1-4

| #      | Player           | Total  |        | 3-Ptr  |        | Rebounds |     | PF | TP | A  | TO | Blk | Stl | Min. |
|--------|------------------|--------|--------|--------|--------|----------|-----|----|----|----|----|-----|-----|------|
|        |                  | FG-FGA | FG-FGA | FT-FTA | FT-FTA | Off      | Def |    |    |    |    |     |     |      |
| 23     | ASADULLAH, Ahsan | c      | 6-8    | 0-0    | 4-6    | 1        | 6   | 7  | 2  | 16 | 10 | 6   | 2   | 31   |
| 01     | JONES, Greg      | g      | 7-13   | 4-9    | 0-0    | 0        | 1   | 1  | 1  | 18 | 0  | 0   | 0   | 35   |
| 03     | FERGUSON, Romeao | g      | 4-10   | 0-3    | 2-2    | 1        | 4   | 5  | 3  | 10 | 3  | 2   | 0   | 30   |
| 10     | WOLFE, Jake      | g      | 7-10   | 4-5    | 4-5    | 0        | 2   | 2  | 1  | 22 | 3  | 3   | 0   | 29   |
| 25     | MILLER, Miles    | g      | 1-6    | 1-3    | 0-0    | 1        | 1   | 2  | 4  | 3  | 5  | 0   | 0   | 22   |
| 05     | COLEMAN, Kaleb   | g      | 1-2    | 1-2    | 0-0    | 0        | 0   | 0  | 1  | 3  | 0  | 1   | 0   | 3    |
| 11     | JONES, Alex      | g      | 0-0    | 0-0    | 0-0    | 1        | 0   | 1  | 1  | 0  | 1  | 0   | 0   | 18   |
| 12     | CARY, Carson     | g      | 0-0    | 0-0    | 0-0    | 0        | 0   | 0  | 0  | 0  | 0  | 0   | 0   | 9    |
| 13     | HAZEN, Parker    | g      | 2-2    | 0-0    | 1-1    | 0        | 5   | 5  | 3  | 5  | 0  | 1   | 0   | 23   |
| Team   |                  |        |        |        |        | 0        | 2   | 2  |    |    |    |     |     |      |
| Totals |                  |        | 28-51  | 10-22  | 11-14  | 4        | 21  | 25 | 16 | 77 | 22 | 13  | 2   | 200  |

FG % 1st Half: 14-28 50.0% 2nd half: 14-23 60.9% Game: 28-51 54.9%  
3FG % 1st Half: 6-13 46.2% 2nd half: 4-9 44.4% Game: 10-22 45.5%  
FT % 1st Half: 3-5 60.0% 2nd half: 8-9 88.9% Game: 11-14 78.6%

### Southeast Missouri 82 • 2-1

| #      | Player          | Total  |        | 3-Ptr  |        | Rebounds |     | PF | TP | A  | TO | Blk | Stl | Min. |
|--------|-----------------|--------|--------|--------|--------|----------|-----|----|----|----|----|-----|-----|------|
|        |                 | FG-FGA | FG-FGA | FT-FTA | FT-FTA | Off      | Def |    |    |    |    |     |     |      |
| 31     | TAYLOR, Nolan   | r      | 5-9    | 0-0    | 6-8    | 5        | 3   | 8  | 3  | 16 | 5  | 0   | 1   | 28   |
| 05     | HARRIS, Chris   | g      | 7-13   | 3-7    | 2-2    | 0        | 0   | 0  | 0  | 19 | 3  | 2   | 0   | 30   |
| 11     | NICHOLAS, DQ    | g      | 4-10   | 1-4    | 3-4    | 1        | 2   | 3  | 4  | 12 | 5  | 2   | 0   | 29   |
| 21     | AKENTEN, Nana   | g      | 3-10   | 3-6    | 0-0    | 3        | 4   | 7  | 1  | 9  | 0  | 1   | 0   | 29   |
| 25     | RUSSELL, Nygal  | g      | 1-5    | 0-3    | 1-2    | 1        | 2   | 3  | 0  | 3  | 0  | 1   | 0   | 20   |
| 02     | LOVE, Jordan    | g      | 1-3    | 0-1    | 0-0    | 0        | 2   | 2  | 0  | 2  | 4  | 0   | 0   | 21   |
| 03     | REED, JR., Eric | g      | 8-10   | 3-4    | 0-0    | 0        | 2   | 2  | 2  | 19 | 1  | 0   | 0   | 23   |
| 14     | JOHNSON, Nate   | g      | 1-1    | 0-0    | 0-0    | 1        | 3   | 4  | 1  | 2  | 0  | 1   | 0   | 12   |
| 33     | BRANSON, Dylan  | g      | 0-1    | 0-1    | 0-0    | 0        | 0   | 0  | 1  | 0  | 1  | 0   | 0   | 8    |
| Team   |                 |        |        |        |        | 0        | 2   | 2  |    |    |    |     |     |      |
| Totals |                 |        | 30-62  | 10-26  | 12-16  | 11       | 20  | 31 | 12 | 82 | 19 | 7   | 1   | 200  |

FG % 1st Half: 16-32 50.0% 2nd half: 14-30 46.7% Game: 30-62 48.4%  
3FG % 1st Half: 5-12 41.7% 2nd half: 5-14 35.7% Game: 10-26 38.5%  
FT % 1st Half: 2-2 100.0% 2nd half: 10-14 71.4% Game: 12-16 75.0%

Officials: Greg Rennegarbe, Davis Maxwell, Cedric Coleman  
Technical fouls: Lipscomb-None. Southeast Missouri-None.  
Attendance: 580

| Score by periods   | 1st | 2nd | Total |
|--------------------|-----|-----|-------|
| Lipscomb           | 37  | 40  | 77    |
| Southeast Missouri | 39  | 43  | 82    |

| Points | In | Off | 2nd | Fast | Bench |
|--------|----|-----|-----|------|-------|
| LU     | 32 | 7   | 1   | 2    | 8     |
| SEMO   | 28 | 23  | 12  | 4    | 23    |



Official Basketball Box Score -- Game Totals -- Final Statistics  
**SEMO vs Lipscomb**  
12-09-20 7 p.m. at Allen Arena -- Nashville, Tenn.



### SEMO 74 • 2-2

| #      | Player          | Total  |        | 3-Ptr  |        | Rebounds |     | PF | TP | A  | TO | Blk | Stl | Min. |
|--------|-----------------|--------|--------|--------|--------|----------|-----|----|----|----|----|-----|-----|------|
|        |                 | FG-FGA | FG-FGA | FT-FTA | FT-FTA | Off      | Def |    |    |    |    |     |     |      |
| 31     | TAYLOR, Nolan   | r      | 3-6    | 0-0    | 2-2    | 1        | 3   | 4  | 1  | 8  | 0  | 2   | 1   | 20   |
| 05     | HARRIS, Chris   | g      | 7-17   | 4-8    | 3-8    | 0        | 2   | 2  | 2  | 21 | 0  | 4   | 0   | 35   |
| 11     | NICHOLAS, DQ    | g      | 5-12   | 1-3    | 6-7    | 1        | 4   | 5  | 2  | 17 | 1  | 6   | 1   | 37   |
| 21     | AKENTEN, Nana   | g      | 1-3    | 0-2    | 0-0    | 1        | 3   | 4  | 2  | 2  | 2  | 2   | 1   | 22   |
| 25     | RUSSELL, Nygal  | g      | 3-4    | 0-1    | 3-5    | 4        | 4   | 8  | 5  | 9  | 1  | 2   | 0   | 29   |
| 02     | LOVE, Jordan    | g      | 2-6    | 0-1    | 4-6    | 1        | 4   | 5  | 2  | 8  | 2  | 1   | 0   | 29   |
| 03     | REED, JR., Eric | g      | 2-3    | 1-2    | 0-0    | 1        | 2   | 3  | 4  | 5  | 0  | 2   | 0   | 30   |
| 14     | JOHNSON, Nate   | g      | 1-3    | 0-0    | 0-0    | 3        | 2   | 5  | 1  | 2  | 1  | 0   | 0   | 10   |
| 33     | BRANSON, Dylan  | g      | 1-1    | 0-0    | 0-0    | 0        | 0   | 0  | 3  | 2  | 1  | 2   | 0   | 13   |
| Team   |                 |        |        |        |        | 3        | 2   | 5  |    |    |    |     |     |      |
| Totals |                 |        | 25-55  | 6-17   | 18-28  | 15       | 26  | 41 | 22 | 74 | 8  | 21  | 3   | 225  |

FG % 1st Half: 7-22 31.8% 2nd half: 13-24 54.2% OT: 5-9 55.6% Game: 25-55 45.5%  
3FG % 1st Half: 3-8 37.5% 2nd half: 3-7 42.9% OT: 0-2 0.0% Game: 6-17 35.3%  
FT % 1st Half: 5-8 62.5% 2nd half: 12-19 63.2% OT: 1-1 100.0% Game: 18-28 64.3%

### Lipscomb 80 • 2-4

| #      | Player           | Total  |        | 3-Ptr  |        | Rebounds |     | PF | TP | A  | TO | Blk | Stl | Min. |
|--------|------------------|--------|--------|--------|--------|----------|-----|----|----|----|----|-----|-----|------|
|        |                  | FG-FGA | FG-FGA | FT-FTA | FT-FTA | Off      | Def |    |    |    |    |     |     |      |
| 23     | ASADULLAH, Ahsan | c      | 3-5    | 0-0    | 1-2    | 0        | 5   | 5  | 7  | 2  | 2  | 1   | 0   | 17   |
| 01     | JONES, Greg      | g      | 6-13   | 3-8    | 2-2    | 0        | 0   | 0  | 4  | 17 | 1  | 0   | 0   | 39   |
| 03     | FERGUSON, Romeao | g      | 6-7    | 0-0    | 0-2    | 1        | 5   | 6  | 4  | 12 | 1  | 3   | 2   | 39   |
| 10     | WOLFE, Jake      | g      | 6-11   | 2-3    | 12-14  | 0        | 2   | 2  | 1  | 26 | 4  | 0   | 0   | 39   |
| 25     | MILLER, Miles    | g      | 0-4    | 0-1    | 0-0    | 0        | 1   | 1  | 1  | 0  | 1  | 2   | 0   | 15   |
| 02     | PRUITT, Will     | g      | 0-1    | 0-0    | 0-0    | 0        | 0   | 0  | 0  | 0  | 0  | 0   | 0   | 0    |
| 04     | SHULMAN, Tanner  | g      | 0-0    | 0-0    | 0-0    | 0        | 0   | 0  | 0  | 0  | 0  | 0   | 0   | 3    |
| 05     | COLEMAN, Kaleb   | g      | 0-2    | 0-1    | 0-0    | 0        | 1   | 1  | 0  | 0  | 0  | 0   | 0   | 8    |
| 11     | JONES, Alex      | g      | 2-3    | 1-2    | 0-0    | 0        | 4   | 4  | 1  | 5  | 5  | 1   | 0   | 20   |
| 12     | CARY, Carson     | g      | 3-5    | 3-5    | 2-2    | 0        | 1   | 1  | 1  | 11 | 0  | 1   | 0   | 16   |
| 13     | HAZEN, Parker    | g      | 0-3    | 0-0    | 0-0    | 0        | 1   | 1  | 5  | 0  | 0  | 0   | 0   | 12   |
| 14     | MURR, Tommy      | g      | 0-1    | 0-0    | 2-2    | 0        | 0   | 0  | 2  | 2  | 1  | 0   | 0   | 7    |
| Team   |                  |        |        |        |        | 2        | 2   | 4  |    |    |    |     |     |      |
| Totals |                  |        | 26-55  | 9-20   | 19-24  | 3        | 22  | 25 | 24 | 80 | 15 | 10  | 3   | 225  |

FG % 1st Half: 13-30 43.3% 2nd half: 9-20 45.0% OT: 4-5 80.0% Game: 26-55 47.3%  
3FG % 1st Half: 6-11 54.5% 2nd half: 2-8 25.0% OT: 1-1 100.0% Game: 9-20 45.0%  
FT % 1st Half: 0-0 0.0% 2nd half: 11-16 68.8% OT: 8-8 100.0% Game: 19-24 79.2%

Officials: Wil Howard, R.B. Clyburn, John Dillon  
Technical fouls: SEMO-None. Lipscomb-JONES, Greg; WOLFE, Jake.  
Attendance: 488

| Score by periods | 1st | 2nd | OT | Total |
|------------------|-----|-----|----|-------|
| SEMO             | 22  | 41  | 11 | 74    |
| Lipscomb         | 32  | 31  | 17 | 80    |

| Points | In | Off | 2nd | Fast | Bench |
|--------|----|-----|-----|------|-------|
| SEMO   | 32 | 17  | 17  | 0    | 17    |
| LIP    | 34 | 30  | 2   | 6    | 18    |



## SOUTHEAST MISSOURI BASKETBALL NOTES // UT MARTIN

### Game 5

## Southeast Missouri 63 Evansville 66 OT

December 15, 2020 • Ford Center • Evansville, Ind.



### EVANSVILLE, Ind.

Southeast Missouri lost in overtime for the third time when it fell to Missouri Valley Conference member Evansville, 66-63.

UE trailed, 54-48, with 2:50 left to play when it scored eight of the final 10 points of regulation and tied the game at 56-56. Jawaun Newton made two free throws with 21 seconds left to knot things up.

In overtime, SEMO led, 63-61, after Jordan Love split a pair of free throws with 18 seconds on the clock. On the ensuing possession, Shamar Givance made a layup and was fouled with one second remaining. Givance knocked down

the free throw to complete his 3-point play and send the Purple Aces to victory.

SEMO led by no more than six points in the game.

Nana Akenten, Nate Johnson and Eric Reed, Jr. combined for 18 of the Redhawks 26 points in a low scoring first half.

Reed, Jr. came off the bench to lead SEMO with 16 points on 6-of-11 field goals. Three of his makes came from 3-point range. Akenten followed with 14 points and a game-high 4-of-4 from distance. Nolan Taylor narrowly missed a double-double with 13 points and nine rebounds.

The Redhawks outrebounded UE, 41-32.

### Game 6

## UT Martin 69 Southeast Missouri 67

December 18, 2020 • Show Me Center • Cape Girardeau, Mo.



### CAPE

### GIRARDEAU, Mo.

Eden Holt made a baseline jumper with one second

left to lift UT Martin to a 69-67 win over Southeast Missouri.

Chris Harris, who had a team and career-high 23 points, tied the game at 67-67 on his trey with eight seconds remaining.

Then, on the final possession, Holt drove to his right and got off his jumper which dropped through the basket to give the Skyhawks their Ohio Valley Conference opening victory.

SEMO, which lost for the first time in a game that didn't go to overtime, led for only 1:39 of the

contest.

In a back-and-forth battle that included four ties and six lead changes, the Redhawks never led by more than two points and were shaken off by the Skyhawks every time they made a run.

Holt's 3-pointer put UTM up, 54-48, with a little over six minutes to go.

A 3-pointer by Eric Reed, Jr. cut the Skyhawks lead in half before Nygal Russell converted a 3-point play to make it a 54-54 game.

With less than a minute to go, Harris made a jumper to pull SEMO within three before knocking down his game-tying shot.

Harris scored double figures for the fifth time in 2020-21.



Official Basketball Box Score - Final  
Southeast Mo. St. at Evansville  
12/15/20 Ford Center, Evansville  
2020-21 Men's Basketball

Game Time: 6:00 PM  
Game Duration: 2:11

Officials: Gary Maxwell, Antonio Petty, Terry Wyrmer

Southeast Mo. St. - 63

Record: 2-3

| NO.    | Name           | Min     | FG    | 3P   | FT   | Rebounds  | Fouls | TP | AS | TO | ST | Blocks | +/    |
|--------|----------------|---------|-------|------|------|-----------|-------|----|----|----|----|--------|-------|
|        |                |         | M-A   | M-A  | M-A  | OR DR TOT | PF PD |    |    |    |    | BS BA  |       |
| 31     | Nolan Taylor   | F 23:16 | 6-11  | 0-0  | 1-3  | 0 9 9     | 4 5   | 13 | 1  | 2  | 0  | 0      | 1 -7  |
| 5      | Chris Harris   | G 25:00 | 1-9   | 0-3  | 2-3  | 0 2 2     | 4 4   | 4  | 0  | 4  | 0  | 0      | 1 -11 |
| 11     | DQ Nicholas    | G 26:56 | 1-5   | 0-2  | 0-0  | 0 7 7     | 5 0   | 2  | 4  | 3  | 1  | 0      | 1 -4  |
| 21     | Nana Akenten   | G 27:59 | 4-6   | 4-4  | 2-2  | 3 2 5     | 3 1   | 14 | 0  | 1  | 0  | 0      | 1 3   |
| 25     | Nygal Russell  | G 27:57 | 1-3   | 0-1  | 0-0  | 0 6 6     | 1 0   | 2  | 0  | 2  | 1  | 0      | 0 -9  |
| 3      | Eric Reed, Jr. | 38:22   | 6-11  | 3-5  | 1-3  | 1 3 4     | 0 0   | 16 | 1  | 2  | 1  | 0      | 0 3   |
| 2      | Jordan Love    | 24:19   | 1-6   | 0-0  | 1-2  | 1 1 2     | 3 2   | 3  | 2  | 2  | 1  | 0      | 0 -1  |
| 14     | Nate Johnson   | 14:47   | 2-3   | 0-0  | 2-2  | 3 0 3     | 3 1   | 6  | 0  | 0  | 0  | 0      | 0 5   |
| 33     | Dylan Branson  | 10:24   | 1-1   | 1-1  | 0-0  | 0 0 0     | 1 1   | 3  | 1  | 0  | 0  | 0      | 0 -4  |
| Team   |                |         |       |      |      |           |       |    |    |    |    |        |       |
| Totals |                |         | 23-55 | 8-16 | 9-15 | 10 31 41  | 24 17 | 63 | 9  | 16 | 4  | 0      | 4 -3  |

Technical Fouls: NONE

Dead Ball Rebounds: 1, 0

Evansville - 66

Record: 2-3

| NO.    | Name                      | Min     | FG    | 3P   | FT    | Rebounds  | Fouls | TP | AS | TO | ST | Blocks | +/    |
|--------|---------------------------|---------|-------|------|-------|-----------|-------|----|----|----|----|--------|-------|
|        |                           |         | M-A   | M-A  | M-A   | OR DR TOT | PF PD |    |    |    |    | BS BA  |       |
| 2      | Jax Levitch               | F 34:00 | 0-3   | 0-3  | 0-0   | 1 6 7     | 1 0   | 0  | 1  | 0  | 0  | 0      | 0 13  |
| 10     | Evan Kuhlman              | F 20:30 | 2-7   | 2-5  | 0-0   | 1 2 3     | 4 0   | 6  | 1  | 1  | 0  | 2      | 0 12  |
| 3      | Jawaun Newton             | G 40:22 | 4-11  | 3-6  | 4-4   | 0 4 4     | 3 9   | 15 | 1  | 1  | 0  | 0      | 0 6   |
| 5      | Shamar Givance            | G 38:39 | 7-13  | 0-1  | 6-8   | 0 3 3     | 3 5   | 20 | 5  | 2  | 1  | 0      | 0 -4  |
| 30     | Noah Frederickking        | G 35:31 | 4-6   | 2-4  | 1-2   | 0 3 3     | 0 3   | 11 | 0  | 0  | 0  | 0      | 0 6   |
| 31     | Iyen Enaruna              | 25:24   | 3-6   | 0-0  | 3-4   | 3 3 6     | 2 5   | 9  | 0  | 1  | 0  | 1      | 0 -5  |
| 23     | Trey Hall                 | 11:42   | 1-3   | 1-2  | 0-0   | 0 1 1     | 1 0   | 3  | 0  | 1  | 2  | 0      | 0 -12 |
| 41     | Samari Curtis             | 11:39   | 0-2   | 0-0  | 2-4   | 0 3 3     | 1 2   | 2  | 0  | 1  | 1  | 0      | 0 -1  |
| 00     | Gage Bobe                 | 02:39   | 0-1   | 0-1  | 0-0   | 0 0 0     | 0 0   | 0  | 0  | 0  | 0  | 0      | 0 5   |
| 11     | Thomas Gilgeous-Alexander | 04:34   | 0-2   | 0-1  | 0-0   | 0 1 1     | 2 0   | 0  | 0  | 0  | 0  | 0      | 0 -5  |
| Team   |                           |         |       |      |       |           |       |    |    |    |    |        |       |
| Totals |                           |         | 21-54 | 8-23 | 16-22 | 5 27 32   | 17 24 | 66 | 8  | 9  | 4  | 4      | 0 3   |

Technical Fouls: NONE

Dead Ball Rebounds: 3, 0

|                          | SEMO                      | EVAN                      |
|--------------------------|---------------------------|---------------------------|
| Biggest lead             | 6 (1 <sup>st</sup> 13:33) | 5 (1 <sup>st</sup> 18:19) |
| Best Scoring Run         | 8 (2 <sup>nd</sup> 5:30)  | 7 (2 <sup>nd</sup> 7:07)  |
| Lead Changes             | 8                         |                           |
| Times Tied               | 6                         |                           |
| Time with Lead           | 28:18                     | 13:04                     |
| Points from Turnovers    | 13                        | 12                        |
| Paint                    | 24                        | 20                        |
| Second Chance            | 12                        | 7                         |
| Fast Breaks              | 8                         | 9                         |
| Bench                    | 28                        | 14                        |
| Period by Period Scoring |                           |                           |
| 1st                      | 26                        | 30                        |
| 2nd                      | 30                        | 7                         |
| OT                       | 1                         | 63                        |
| TOT                      | 57                        | 66                        |

### Official Basketball Box Score -- Game Totals -- Final Statistics UT Martin vs Southeast Missouri 12-18-20 6:30 p.m. at Show Me Center -- Cape Girardeau, Mo.

#### UT Martin 69 • 3-0, 1-0 OVC

| #      | Player           | Total  |        | 3-Ptr  |        | Rebounds |     | PF | TP | A  | TO | Blk | Stl | Min |
|--------|------------------|--------|--------|--------|--------|----------|-----|----|----|----|----|-----|-----|-----|
|        |                  | FG-FGA | FG-FGA | FT-FTA | FT-FTA | Off      | Def |    |    |    |    |     |     |     |
| 12     | KENNEDY, Ajani   | 1-5    | 0-3    | 0-0    | 0-0    | 3        | 3   | 6  | 4  | 2  | 2  | 1   | 0   | 26  |
| 33     | ESKRIDGE, Kenton | 4-7    | 1-2    | 0-2    | 0-2    | 0        | 2   | 2  | 1  | 9  | 3  | 2   | 0   | 26  |
| 00     | HOLT, Eden       | 4-10   | 2-4    | 0-0    | 0-0    | 0        | 1   | 1  | 2  | 10 | 5  | 0   | 0   | 24  |
| 04     | WILLIAMS, Jaron  | 5-9    | 3-3    | 0-0    | 0-0    | 1        | 5   | 6  | 3  | 13 | 0  | 2   | 1   | 29  |
| 15     | HOLDEN, Cameron  | 8-14   | 1-1    | 7-7    | 7-7    | 2        | 8   | 10 | 3  | 24 | 1  | 3   | 0   | 31  |
| 02     | THOMAS, Anthony  | 3-11   | 0-4    | 3-6    | 3-6    | 2        | 2   | 4  | 2  | 9  | 1  | 0   | 0   | 35  |
| 10     | RUSTIN, Eric     | 0-1    | 0-0    | 2-2    | 2-2    | 0        | 1   | 1  | 2  | 2  | 0  | 1   | 1   | 13  |
| Team   |                  |        |        |        |        |          |     |    |    |    |    |     |     |     |
| Totals |                  | 25-57  | 7-17   | 12-17  | 12-17  | 8        | 25  | 33 | 17 | 69 | 12 | 9   | 2   | 200 |

FG % 1st Half: 12-27 44.4% 2nd half: 13-30 43.3% Game: 25-57 43.9%  
3FG % 1st Half: 4-10 40.0% 2nd half: 3-7 42.9% Game: 7-17 41.2%  
FT % 1st Half: 3-4 75.0% 2nd half: 9-13 69.2% Game: 12-17 70.6%

#### Southeast Missouri 67 • 2-4, 0-1 OVC

| #      | Player           | Total  |        | 3-Ptr  |        | Rebounds |     | PF | TP | A  | TO | Blk | Stl | Min |
|--------|------------------|--------|--------|--------|--------|----------|-----|----|----|----|----|-----|-----|-----|
|        |                  | FG-FGA | FG-FGA | FT-FTA | FT-FTA | Off      | Def |    |    |    |    |     |     |     |
| 31     | TAYLOR, Nolan    | 1-1    | 0-0    | 1-2    | 1-2    | 1        | 1   | 2  | 3  | 3  | 1  | 1   | 0   | 18  |
| 05     | HARRIS, Chris    | 7-14   | 2-5    | 7-10   | 7-10   | 0        | 1   | 1  | 2  | 23 | 1  | 3   | 0   | 32  |
| 11     | NICHOLAS, DQ     | 5-7    | 1-2    | 0-0    | 0-0    | 0        | 6   | 6  | 2  | 11 | 4  | 3   | 1   | 32  |
| 21     | AKENTEN, Nana    | 2-7    | 1-5    | 0-0    | 0-0    | 0        | 3   | 3  | 2  | 5  | 2  | 1   | 0   | 30  |
| 25     | RUSSELL, Nygal   | 1-3    | 0-2    | 2-4    | 2-4    | 3        | 2   | 5  | 3  | 4  | 6  | 1   | 0   | 21  |
| 02     | LOVE, Jordan     | 3-7    | 3-6    | 0-0    | 0-0    | 1        | 1   | 2  | 2  | 9  | 2  | 2   | 0   | 19  |
| 03     | REED, JR., Eric  | 3-10   | 2-7    | 2-2    | 2-2    | 0        | 1   | 1  | 2  | 10 | 1  | 0   | 1   | 27  |
| 10     | PATTERSON, Manny | 0-0    | 0-0    | 0-0    | 0-0    | 0        | 4   | 4  | 0  | 0  | 0  | 0   | 0   | 5   |
| 14     | JOHNSON, Nate    | 1-2    | 0-0    | 0-1    | 0-1    | 0        | 2   | 2  | 1  | 2  | 0  | 0   | 1   | 9   |
| 33     | BRANSON, Dylan   | 0-0    | 0-0    | 0-0    | 0-0    | 0        | 1   | 1  | 1  | 0  | 0  | 0   | 0   | 7   |
| Team   |                  |        |        |        |        |          |     |    |    |    |    |     |     |     |
| Totals |                  | 23-51  | 9-27   | 12-19  | 12-19  | 6        | 26  | 32 | 18 | 67 | 17 | 11  | 3   | 200 |

FG % 1st Half: 10-24 41.7% 2nd half: 13-27 48.1% Game: 23-51 45.1%  
3FG % 1st Half: 2-10 20.0% 2nd half: 7-17 41.2% Game: 9-27 33.3%  
FT % 1st Half: 9-13 69.2% 2nd half: 3-6 50.0% Game: 12-19 63.2%

Officials: Bret Smith, James Hicks, Scott Tierney  
Technical fouls: UT Martin-None. Southeast Missouri-None.  
Attendance: 748

| Score by periods   | 1st | 2nd | Total |
|--------------------|-----|-----|-------|
| UT Martin          | 31  | 38  | 69    |
| Southeast Missouri | 31  | 36  | 67    |

| Points | In | Off | 2nd | Fast | Bench |
|--------|----|-----|-----|------|-------|
| UTM    | 26 | 8   | 12  | 2    | 11    |
| SEMO   | 20 | 12  | 7   | 8    | 21    |







# SOUTHEAST MISSOURI BASKETBALL NOTES // UT MARTIN

## Game 9

### Tennessee State 79 Southeast Missouri 83 <sup>2OT</sup>

January 2, 2021 • Show Me Center • Cape Girardeau, Mo.



#### CAPE

#### GIRARDEAU, Mo.

DQ Nicholas scored a season-high 21 points and made a career-best 17 free

throws to lead Southeast Missouri to its first Ohio Valley Conference win, a thrilling 83-79 double overtime victory over Tennessee State.

SEMO tied a school record with 40 made free throws in 51 attempts and needed all of those to pull out its gritty win.

The Redhawks overcame a nine-point deficit with 2:03 left in regulation. Down, 65-56, Chris Harris made a 3-pointer and added a couple free throws to bring the

Redhawks within four. Then, Nicholas made a layup, was fouled and converted a 3-point play to cut the Tigers lead to one.

Nicholas later made two free throws with 36 seconds left to send the game to overtime.

Nolan Taylor split two free throws and Nana Akenten buried his pair of free throws with one second remaining in the second overtime period to ice the victory.

Nicholas led four Redhawk starters in double figures. Harris followed with 17 points, while Reed, Jr. and Taylor added 14 and 13, respectively.

SEMO outscored TSU, 40-22, at the free throw line.

#### Official Basketball Box Score -- Game Totals -- Final Statistics Tennessee State vs Southeast Missouri 01-02-21 5 p.m. at Show Me Center -- Cape Girardeau, Mo.

##### Tennessee State 79 • 1-6, 0-4 OVC

| #      | Player              |   | Total  |        | 3-Ptr  |        | Rebounds |     | PF | TP | A  | TO | Blk | Stl | Min |
|--------|---------------------|---|--------|--------|--------|--------|----------|-----|----|----|----|----|-----|-----|-----|
|        |                     |   | FG-FGA | FG-FGA | FT-FTA | FT-FTA | Off      | Def |    |    |    |    |     |     |     |
| 04     | JOHNSON, Shakem     | f | 4-5    | 0-0    | 0-0    | 0-0    | 0        | 3   | 3  | 5  | 8  | 0  | 0   | 0   | 15  |
| 22     | LINDER, Josh        | f | 2-3    | 0-0    | 4-4    | 1      | 0        | 1   | 5  | 8  | 0  | 2  | 0   | 0   | 11  |
| 00     | FREEMAN, Mark       | g | 2-6    | 0-2    | 3-4    | 0      | 5        | 5   | 7  | 7  | 7  | 7  | 1   | 1   | 26  |
| 01     | FITZGERALD, JR., M. | g | 7-14   | 4-8    | 0-0    | 0      | 2        | 2   | 4  | 18 | 3  | 4  | 0   | 0   | 46  |
| 10     | JOHAL, Monty        | g | 2-4    | 1-2    | 0-1    | 0      | 3        | 3   | 1  | 5  | 3  | 1  | 0   | 0   | 29  |
| 03     | WOMACK, Amorey      | g | 0-3    | 0-0    | 0-0    | 1      | 1        | 2   | 2  | 0  | 0  | 0  | 0   | 0   | 10  |
| 11     | BARRETT, Shakwon    | g | 0-1    | 0-0    | 0-0    | 0      | 1        | 1   | 0  | 0  | 1  | 4  | 1   | 1   | 12  |
| 13     | GREEN, Mason        | g | 3-5    | 0-0    | 4-4    | 0      | 1        | 1   | 5  | 10 | 0  | 1  | 1   | 0   | 25  |
| 15     | LANIER, Devonte     | g | 0-0    | 0-0    | 0-0    | 0      | 2        | 2   | 1  | 0  | 0  | 1  | 0   | 1   | 9   |
| 23     | MOODY, Ravel        | g | 4-7    | 2-3    | 8-9    | 3      | 4        | 7   | 4  | 18 | 1  | 2  | 1   | 1   | 38  |
| 24     | MOHAMED, Yusuf      | g | 1-6    | 0-3    | 3-6    | 2      | 7        | 9   | 4  | 5  | 1  | 3  | 0   | 1   | 29  |
| Team   |                     |   |        |        |        | 2      | 2        | 4   |    |    |    |    |     |     |     |
| Totals |                     |   | 25-54  | 7-18   | 22-28  | 9      | 31       | 40  | 36 | 79 | 16 | 25 | 4   | 5   | 250 |

FG % 1st Half: 10-25 40.0% 2nd half: 12-18 66.7% OT: 3-11 27.3% Game: 25-54 46.3% Deadball Rebounds 4  
3FG % 1st Half: 4-10 40.0% 2nd half: 3-7 42.9% OT: 0-1 0.0% Game: 7-18 38.9%  
FT % 1st Half: 4-4 100.0 2nd half: 11-13 84.6% OT: 7-11 63.6% Game: 22-28 78.6%

##### Southeast Missouri 83 • 3-6, 1-2 OVC

| #      | Player           |   | Total  |        | 3-Ptr  |        | Rebounds |     | PF | TP | A  | TO | Blk | Stl | Min |
|--------|------------------|---|--------|--------|--------|--------|----------|-----|----|----|----|----|-----|-----|-----|
|        |                  |   | FG-FGA | FG-FGA | FT-FTA | FT-FTA | Off      | Def |    |    |    |    |     |     |     |
| 31     | TAYLOR, Nolan    | f | 4-6    | 0-0    | 6-11   | 2      | 1        | 3   | 4  | 14 | 0  | 1  | 0   | 1   | 22  |
| 03     | REED, JR., Eric  | g | 5-8    | 2-3    | 1-1    | 1      | 0        | 1   | 0  | 13 | 1  | 3  | 0   | 3   | 42  |
| 05     | HARRIS, Chris    | g | 4-18   | 3-10   | 6-7    | 0      | 1        | 1   | 4  | 17 | 1  | 1  | 2   | 1   | 43  |
| 11     | NICHOLAS, DQ     | g | 2-10   | 0-4    | 17-19  | 0      | 7        | 7   | 4  | 21 | 5  | 5  | 0   | 3   | 44  |
| 21     | AKENTEN, Nana    | g | 1-5    | 0-4    | 4-4    | 0      | 6        | 6   | 3  | 6  | 0  | 3  | 0   | 2   | 37  |
| 02     | LOVE, Jordan     | g | 1-3    | 0-0    | 2-3    | 1      | 1        | 2   | 0  | 4  | 0  | 0  | 1   | 0   | 12  |
| 10     | PATTERSON, Manny | g | 1-1    | 0-0    | 3-4    | 1      | 2        | 3   | 3  | 5  | 1  | 0  | 2   | 0   | 11  |
| 14     | JOHNSON, Nate    | g | 1-1    | 0-0    | 0-0    | 1      | 0        | 1   | 0  | 2  | 0  | 0  | 0   | 1   | 7   |
| 25     | RUSSELL, Nygal   | g | 0-0    | 0-0    | 0-0    | 0      | 0        | 0   | 3  | 0  | 0  | 1  | 0   | 1   | 5   |
| 33     | BRANSON, Dylan   | g | 0-1    | 0-0    | 0-0    | 1      | 1        | 2   | 5  | 0  | 2  | 1  | 0   | 1   | 22  |
| 44     | AGNEW, Darrious  | g | 0-0    | 0-0    | 1-2    | 1      | 1        | 2   | 0  | 1  | 0  | 2  | 0   | 1   | 5   |
| Team   |                  |   |        |        |        | 1      | 2        | 3   |    |    |    |    |     |     |     |
| Totals |                  |   | 19-53  | 5-21   | 40-51  | 9      | 22       | 31  | 26 | 83 | 10 | 17 | 5   | 14  | 250 |

FG % 1st Half: 8-24 33.3% 2nd half: 8-20 40.0% OT: 3-9 33.3% Game: 19-53 35.8% Deadball Rebounds 5  
3FG % 1st Half: 2-7 28.6% 2nd half: 3-10 30.0% OT: 0-4 0.0% Game: 5-21 23.8%  
FT % 1st Half: 13-16 81.3% 2nd half: 16-18 88.9% OT: 11-17 64.7% Game: 40-51 78.4%

Officials: Greg Rennegarbe, Ford Branch, Jr., Chris Fuller  
Technical fouls: Tennessee State-None. Southeast Missouri-HARRIS, Chris.  
Attendance: 760  
SEMO tied a single-game program record with 40 free throws made

| Score by periods   | 1st | 2nd | OT | OT2 | Total |
|--------------------|-----|-----|----|-----|-------|
| Tennessee State    | 28  | 38  | 6  | 7   | 79    |
| Southeast Missouri | 31  | 35  | 6  | 11  | 83    |

|        | In    | Off | 2nd    | Fast  | Bench |
|--------|-------|-----|--------|-------|-------|
| Points | Paint | T/O | Chance | Break |       |
| TSU    | 20    | 32  | 10     | 2     | 33    |
| SEMO   | 20    | 32  | 13     | 0     | 12    |

## Game 10

### Southeast Missouri 66 Belmont 77

January 7, 2021 • Curb Event Center • Nashville, Tenn.



#### NASHVILLE, Tenn.

Nana Akenten had a double-double 20 points and 11 rebounds as

Southeast Missouri suffered its first double-digit loss of the season with a 77-66 setback at Ohio Valley Conference leader Belmont.

Slow starts in both halves hurt the Redhawks who fell to 0-10 all-time against the Bruins.

Belmont, down two at halftime, began the second half with a 14-2 run as SEMO missed 23 of its 35 field goals in the final 20 minutes.

Despite their struggles to get shots to fall, the Redhawks still played the Bruins closer than any

OVC team this season to date.

SEMO made only three of its first 19 field goals in the second half.

After falling behind by as many as 12 points with a little over eight minutes to play, the Redhawks battled back to cut the Bruins lead to 64-62 on a pair of free throws by Akenten with 3:22 on the clock.

Belmont countered by making five free throws in the last 52 seconds to close out its win.

Akenten became the first Redhawk to get a double-double in 2020-21. He shot 7-of-17 from the field, made three 3-pointers and hit 3-of-4 free throws.

SEMO's top scorer, Chris Harris, did not play due to a thumb injury.



Official Basketball Box Score - Final  
Southeast Mo. St. at Belmont  
01/07/21 Curb Event Center, Nashville  
2020-21 Men's Basketball

Game Time: 6:00 PM  
Game Duration: 1:52  
Attendance: 271

Officials: Bret Smith, Amy Bonner, Gabe Tucker

| Southeast Mo. St. - 66 |                 |         | Record: 3-7 (1-3) |      |      |    |       |           |       |    |    |    |    |        |     |                    |                         |             |             |    |  |    |  |   |  |   |  |   |  |     |  |
|------------------------|-----------------|---------|-------------------|------|------|----|-------|-----------|-------|----|----|----|----|--------|-----|--------------------|-------------------------|-------------|-------------|----|--|----|--|---|--|---|--|---|--|-----|--|
| NO.                    | Name            | Min     | FG                | M-A  | 3P   | FT | M-A   | Rebounds  | Fouls | TP | AS | TO | ST | Blocks | +/- | Shooting By Period |                         |             |             |    |  |    |  |   |  |   |  |   |  |     |  |
|                        |                 |         |                   |      |      |    |       | OR DR TOT | PF    | FF |    |    |    | BS     | BA  |                    | 1st                     | FG%         |             |    |  |    |  |   |  |   |  |   |  |     |  |
| 31                     | Nolan Taylor    | F 09:20 | 2-6               | 0-0  | 0-0  | 2  | 3     | 5         | 4     | 0  | 4  | 0  | 1  | 1      | 0   | 1                  | 0                       | 12:27       | 44.4%       |    |  |    |  |   |  |   |  |   |  |     |  |
| 3                      | Eric Reed, Jr.  | G 30:32 | 3-9               | 2-5  | 0-0  | 0  | 0     | 0         | 1     | 1  | 8  | 0  | 2  | 1      | 0   | 0                  | -11                     | FT%         | 5-12 41.7%  |    |  |    |  |   |  |   |  |   |  |     |  |
| 11                     | DQ Nicholas     | G 23:51 | 0-7               | 0-3  | 2-2  | 1  | 1     | 2         | 0     | 1  | 2  | 2  | 3  | 1      | 0   | 2                  | -13                     | FT%         | 6-7 85.7%   |    |  |    |  |   |  |   |  |   |  |     |  |
| 21                     | Nana Akenten    | G 35:02 | 7-17              | 3-11 | 3-4  | 1  | 10    | 11        | 3     | 1  | 20 | 2  | 1  | 2      | 0   | 0                  | -13                     | FT%         | 12-35 34.3% |    |  |    |  |   |  |   |  |   |  |     |  |
| 33                     | Dylan Branson   | G 18:22 | 0-1               | 0-1  | 3-3  | 2  | 2     | 4         | 0     | 1  | 3  | 2  | 1  | 0      | 0   | 0                  | -14                     | FT%         | 2-12 16.7%  |    |  |    |  |   |  |   |  |   |  |     |  |
| 10                     | Manny Patterson | 18:54   | 4-6               | 0-0  | 0-0  | 1  | 3     | 4         | 1     | 8  | 0  | 1  | 0  | 2      | 1   | -2                 | 3PT%                    | 5-8 62.5%   |             |    |  |    |  |   |  |   |  |   |  |     |  |
| 2                      | Jordan Love     | 25:59   | 5-8               | 0-1  | 2-2  | 0  | 4     | 4         | 0     | 1  | 12 | 6  | 1  | 0      | 0   | 2                  | GM FG%                  | 24-32 38.7% |             |    |  |    |  |   |  |   |  |   |  |     |  |
| 25                     | Nygal Russell   | 27:12   | 1-5               | 1-2  | 0-0  | 1  | 5     | 6         | 1     | 0  | 3  | 2  | 1  | 2      | 0   | 1                  | 3PT%                    | 7-24 29.2%  |             |    |  |    |  |   |  |   |  |   |  |     |  |
| 14                     | Nate Johnson    | 06:33   | 1-2               | 0-0  | 0-2  | 1  | 3     | 3         | 1     | 2  | 0  | 1  | 0  | 1      | 1   | -6                 | FT%                     | 11-15 73.3% |             |    |  |    |  |   |  |   |  |   |  |     |  |
| 44                     | Darrious Agnew  | 04:15   | 1-1               | 1-1  | 1-2  | 0  | 0     | 0         | 2     | 1  | 4  | 0  | 1  | 0      | 1   | 0                  | Dead Ball Rebounds: 3.0 |             |             |    |  |    |  |   |  |   |  |   |  |     |  |
| Team                   |                 |         |                   |      |      |    |       |           |       |    |    |    |    |        |     |                    |                         |             |             |    |  |    |  |   |  |   |  |   |  |     |  |
|                        |                 |         | 24-62             |      | 7-24 |    | 11-15 |           | 12    |    | 29 |    | 41 |        | 18  |                    | 8                       |             |             |    |  |    |  |   |  |   |  |   |  |     |  |
| Totals                 |                 |         |                   |      |      |    |       |           |       |    |    |    |    |        |     |                    | 66                      |             |             | 14 |  | 15 |  | 7 |  | 4 |  | 6 |  | -11 |  |
|                        |                 |         |                   |      |      |    |       |           |       |    |    |    |    |        |     |                    | Technical Fouls: NONE   |             |             |    |  |    |  |   |  |   |  |   |  |     |  |

| Shooting By Period       |             |
|--------------------------|-------------|
| 1st FG%                  | 12-27 44.4% |
| 3PT%                     | 5-12 41.7%  |
| FT%                      | 6-7 85.7%   |
| 2nd FG%                  | 12-35 34.3% |
| 3PT%                     | 2-12 16.7%  |
| GM FG%                   | 24-62 38.7% |
| 3PT%                     | 7-24 29.2%  |
| FT%                      | 11-15 73.3% |
| Dead Ball Rebounds: 3, 0 |             |

| Belmont - 77 |                 | Record: 11-1 (5-0) |      |       |      |       |    |          |    |       |    |    |    |    |        |    |     |  |
|--------------|-----------------|--------------------|------|-------|------|-------|----|----------|----|-------|----|----|----|----|--------|----|-----|--|
| NO.          | Name            | Min                | FG   | M     | A    | 3P    | FT | Rebounds | PF | Fouls | TP | AS | TO | ST | Blocks |    | +/- |  |
|              |                 |                    |      |       |      |       |    |          |    |       |    |    |    |    | BS     | BA |     |  |
| 21           | Derek Sabin     | F 17:51            | 2-3  | 0-0   | 2-5  | 3     | 2  | 5        | 0  | 3     | 6  | 1  | 3  | 0  | 0      | 0  | 17  | <div>Shooting By Period</div> <div>1<sup>st</sup> FG% 15-31 48.4%</div> <div>3<sup>PT</sup>% 1-10 10.0%</div> <div>FT% 2-4 50%</div> <div>2<sup>nd</sup> FG% 15-31 48.4%</div> <div>3<sup>PT</sup>% 3-10 30.0%</div> <div>FT% 11-17 64.7%</div> <div>GM FG% 30-62 48.4%</div> <div>2<sup>nd</sup> 4-20 20.0%</div> <div>FT% 13-21 61.9%</div> <div>Dead Ball Rebounds: 2</div> |
| 33           | Nick Muszynski  | C 22:39            | 9-14 | 0-0   | 8-11 | 1     | 1  | 2        | 4  | 7     | 26 | 2  | 0  | 0  | 2      | 2  | 11  |  |
| 2            | Grayson Murphy  | G 31:21            | 4-8  | 0-1   | 0-0  | 2     | 7  | 9        | 0  | 3     | 8  | 5  | 2  | 2  | 1      | 1  | 20  |  |
| 3            | Luke Smith      | G 32:44            | 4-10 | 2-6   | 2-2  | 0     | 7  | 7        | 0  | 2     | 12 | 4  | 1  | 1  | 1      | 0  | 15  |  |
| 22           | Ben Sheppard    | G 35:47            | 3-10 | 1-5   | 1-2  | 1     | 3  | 4        | 1  | 1     | 8  | 4  | 2  | 4  | 1      | 0  | 17  |  |
| 0            | Even Brauns     | 05:22              | 1-1  | 0-0   | 0-0  | 0     | 1  | 1        | 0  | 0     | 2  | 0  | 1  | 0  | 0      | 0  | 0   |  |
| 1            | Mitch Listau    | 06:02              | 0-1  | 0-1   | 0-0  | 0     | 1  | 1        | 0  | 0     | 0  | 0  | 0  | 0  | 0      | 0  | -5  |  |
| 12           | EJ Bellinger    | 07:46              | 1-2  | 0-1   | 0-0  | 0     | 0  | 0        | 0  | 0     | 2  | 0  | 0  | 0  | 1      | 0  | -9  |  |
| 20           | Tate Pierson    | 21:40              | 0-3  | 0-3   | 0-0  | 0     | 2  | 2        | 1  | 0     | 0  | 0  | 0  | 0  | 0      | 0  | 0   |  |
| 24           | JaCobi Wood     | 15:28              | 5-8  | 1-3   | 0-1  | 1     | 2  | 3        | 1  | 1     | 11 | 1  | 1  | 0  | 0      | 1  | -11 |  |
| 25           | Frank Jakubicek | 03:20              | 1-2  | 0-0   | 0-0  | 0     | 1  | 1        | 1  | 1     | 2  | 0  | 0  | 0  | 0      | 0  | 0   |  |
| Team         |                 |                    |      |       |      |       |    | 1        | 0  | 1     |    |    |    |    |        |    |     |  |
| Totals       |                 |                    |      | 30-62 | 4-20 | 13-21 | 9  | 27       | 36 | 9     | 18 | 77 | 17 | 11 | 7      | 6  | 4   | 11   |

| Shooting By Period       |             |
|--------------------------|-------------|
| 1st FG%                  | 15-31 48.4% |
| 3PT%                     | 1-10 10.0%  |
| FT%                      | 2-4 50%     |
| 2nd FG%                  | 15-31 48.4% |
| 3PT%                     | 3-10 30.0%  |
| FT%                      | 11-17 64.7% |
| GM FG%                   | 30-62 48.4% |
| 3PT%                     | 4-20 20.0%  |
| FT%                      | 13-21 61.9% |
| Dead Ball Rebounds: 2, 0 |             |

| Technical Fouls:Coach 2 <sup>nd</sup> 3:22 |  |                           |  |                           |  |               |  |           |    |                          |  |  |
|--|--|---------------------------|--|---------------------------|--|---------------|--|-----------|----|--------------------------|--|--|
|  |  | SEMO                      |  | Belm                      |  | Points from   |  | SEMO Belm |    | Period by Period Scoring |  |  |
| Biggest lead                               |  | 2 (1 <sup>st</sup> 18:44) |  | 12 (2 <sup>nd</sup> 8:28) |  | Turnovers     |  | 7         | 19 | 1st 2nd TOT              |  |  |
| Best Scoring Run                           |  | 8(2 <sup>nd</sup> 3:22)   |  | 10(1 <sup>st</sup> 14:50) |  | Paint         |  | 30        | 46 | SEMO 35 31 66            |  |  |
| Lead Changes                               |  | 3                         |  |                           |  | Second Chance |  | 6         | 6  | Belm 33 44 77            |  |  |
| Times Tied                                 |  | 2                         |  |                           |  | Fast Breaks   |  | 6         | 12 |                          |  |  |
| Hbl lead                                   |  | 21:57                     |  | 25:45                     |  |               |  | 2         | 3  |                          |  |  |



# Game 11

## Morehead State 64 Southeast Missouri 50

January 16, 2021 • Show Me Center • Cape Girardeau, Mo.



### CAPE GIRARDEAU, MO

Nana Akenten scored 14 points as Southeast Missouri dropped

a 64-50 decision to Morehead State.

SEMO played for the first time in over a week after being on pause since Jan. 8 due to COVID-19 protocols. The Redhawks practiced only once and had a pregame shoot-around before the contest.

The Redhawks and Eagles were tied, 31-31, at halftime, but MSU dominated the second half to claim its fifth-straight victory and eighth in 10 games.

MSU opened the second stanza with an 8-0 run and outscored SEMO, 33-19, in the final 20 minutes.

The Redhawks couldn't get the Eagles lead under five points at any point following MSU's surge.

Akenten started the game strong burying his first two 3-pointers in the opening 1:32 of the contest.

He scored double figures in back-to-back games for the first time this season. Akenten shot 5-of-9 from the field and 4-of-7 from downtown. He also grabbed five rebounds and made four 3-pointers in a game for the third time.

Jordan Love, Nolan Taylor and Eric Reed, Jr. followed with six points each. SEMO outrebounded MSU, 32-31.

SEMO shot 40.9 percent (18-of-44) for the game. The Redhawks turned the ball over 19 times.

### Official Basketball Box Score -- Game Totals -- Final Statistics Morehead State vs Southeast Missouri 01-16-21 4 p.m. at Show Me Center -- Cape Girardeau, Mo.

#### Morehead State 64 • 9-6, 6-2 OVC

| #      | Player               | Total |       |      | 3-Ptr |     | Rebounds |       |    |    | PF | TP | A | TO | Blk | Stl | Min |
|--------|----------------------|-------|-------|------|-------|-----|----------|-------|----|----|----|----|---|----|-----|-----|-----|
|        |                      | FG    | FGA   | FT   | FTA   | Off | Def      | Total |    |    |    |    |   |    |     |     |     |
| 03     | BAKER, JR., James    | f     | 6-6   | 2-2  | 0-1   | 2   | 4        | 6     | 2  | 14 | 0  | 1  | 0 | 0  | 0   | 31  |     |
| 04     | BROOME, Johni        | f     | 3-7   | 0-0  | 4-5   | 1   | 4        | 5     | 3  | 10 | 0  | 3  | 1 | 3  | 25  |     |     |
| 01     | COOPER, DeVon        | g     | 5-9   | 1-3  | 0-0   | 0   | 5        | 5     | 1  | 11 | 3  | 0  | 0 | 2  | 30  |     |     |
| 02     | HUNT, JR., KJ        | g     | 3-6   | 1-2  | 1-3   | 1   | 3        | 4     | 2  | 8  | 4  | 4  | 0 | 0  | 29  |     |     |
| 05     | POTTER, Skyelar      | g     | 5-12  | 1-4  | 0-0   | 0   | 2        | 2     | 2  | 11 | 1  | 0  | 0 | 0  | 33  |     |     |
| 11     | DIXON, Julius        |       | 0-1   | 0-1  | 0-0   | 0   | 0        | 0     | 0  | 0  | 0  | 0  | 0 | 0  | 1   |     |     |
| 13     | STANLEY-WILLIAMS, J. |       | 0-0   | 0-0  | 0-0   | 0   | 0        | 0     | 0  | 0  | 0  | 0  | 0 | 0  | 1   |     |     |
| 22     | BRYAN, JR., LJ       |       | 0-2   | 0-0  | 4-4   | 1   | 1        | 2     | 1  | 4  | 0  | 0  | 0 | 0  | 13  |     |     |
| 23     | SEBREE, Jaylen       |       | 0-1   | 0-1  | 1-4   | 1   | 2        | 3     | 4  | 1  | 0  | 4  | 0 | 1  | 11  |     |     |
| 25     | THELWELL, Drew       |       | 0-0   | 0-0  | 0-0   | 0   | 0        | 0     | 0  | 0  | 0  | 0  | 0 | 0  | 1   |     |     |
| 55     | COOPER, Ta'lon       |       | 1-6   | 1-3  | 2-2   | 0   | 1        | 1     | 1  | 5  | 0  | 0  | 1 | 2  | 25  |     |     |
| Team   |                      |       |       |      |       | 1   | 2        | 3     |    |    |    |    |   |    |     |     |     |
| Totals |                      |       | 23-50 | 6-16 | 12-19 | 7   | 24       | 31    | 16 | 64 | 8  | 12 | 2 | 8  | 200 |     |     |

FG % 1st Half: 10-24 41.7% 2nd half: 13-26 50.0% Game: 23-50 46.0% Deadball Rebounds 1  
3FG % 1st Half: 3-10 30.0% 2nd half: 3-6 50.0% Game: 6-16 37.5%  
FT % 1st Half: 8-10 80.0% 2nd half: 4-9 44.4% Game: 12-19 63.2%

#### Southeast Missouri 50 • 3-8, 1-4 OVC

|        |                  | Total |       | 3-Ptr |      | Rebounds |     |     |     |     |    |    |    |    |     |     |     |
|--------|------------------|-------|-------|-------|------|----------|-----|-----|-----|-----|----|----|----|----|-----|-----|-----|
| #      | Player           | FG    | FGA   | FG    | FGA  | FT       | FTA | Off | Def | Tot | PF | TP | A  | TO | Blk | Stl | Min |
| 31     | TAYLOR, Nolan    | f     | 3-6   | 0-0   | 0-0  |          |     | 0   | 3   | 3   | 0  | 6  | 3  | 3  | 0   | 0   | 23  |
| 03     | REED, JR., Eric  | g     | 2-5   | 1-3   | 1-2  |          |     | 0   | 1   | 1   | 2  | 6  | 3  | 2  | 0   | 0   | 22  |
| 05     | HARRIS, Chris    | g     | 2-10  | 1-6   | 0-0  |          |     | 0   | 2   | 2   | 1  | 5  | 3  | 0  | 0   | 2   | 28  |
| 11     | NICHOLAS, DQ     | g     | 0-1   | 0-0   | 2-5  |          |     | 0   | 3   | 3   | 1  | 2  | 2  | 3  | 0   | 0   | 24  |
| 21     | AKENTEN, Nana    | g     | 5-9   | 4-7   | 0-1  |          |     | 2   | 3   | 5   | 2  | 14 | 0  | 3  | 1   | 1   | 28  |
| 02     | LOVE, Jordan     |       | 3-5   | 0-1   | 0-0  |          |     | 0   | 3   | 3   | 2  | 6  | 0  | 2  | 0   | 1   | 18  |
| 10     | PATTERSON, Manny |       | 0-1   | 0-0   | 2-2  |          |     | 3   | 1   | 4   | 3  | 2  | 1  | 1  | 3   | 0   | 11  |
| 13     | LONG, Parker     |       | 0-0   | 0-0   | 0-0  |          |     | 0   | 0   | 0   | 0  | 0  | 0  | 1  | 0   | 0   | 6   |
| 14     | JOHNSON, Nate    |       | 0-1   | 0-0   | 0-1  |          |     | 0   | 0   | 0   | 3  | 0  | 0  | 0  | 0   | 0   | 7   |
| 25     | RUSSELL, Nygal   |       | 1-3   | 1-3   | 0-0  |          |     | 0   | 3   | 3   | 3  | 3  | 1  | 2  | 0   | 0   | 14  |
| 33     | BRANSON, Dylan   |       | 2-3   | 2-2   | 0-0  |          |     | 0   | 4   | 4   | 1  | 6  | 0  | 2  | 0   | 1   | 19  |
| Team   |                  |       |       |       |      |          |     | 1   | 3   | 4   |    |    |    |    |     |     |     |
| Totals |                  |       | 18-44 | 9-22  | 5-11 |          |     | 6   | 26  | 32  | 18 | 50 | 13 | 19 | 4   | 5   | 200 |

FG % 1st Half: 12-24 50.0% 2nd half: 6-20 30.0% Game: 18-44 40.9% Deadball Rebounds 2  
3FG % 1st Half: 6-12 50.0% 2nd half: 3-10 30.0% Game: 9-22 40.9%  
FT % 1st Half: 1-3 33.3% 2nd half: 4-8 50.0% Game: 5-11 45.5%

Officials: Greg Rennegarbe, Kelly Davis, Jon Julius  
Technical fouls: Morehead State-None. Southeast Missouri-None.  
Attendance: 799

| Score by periods   | 1st | 2nd | Total |
|--------------------|-----|-----|-------|
| Morehead State     | 31  | 33  | 64    |
| Southeast Missouri | 31  | 19  | 50    |

| Points | In | Off | 2nd | Fast | Bench |
|--------|----|-----|-----|------|-------|
| MOR    | 30 | 22  | 10  | 2    | 10    |
| SEMO   | 18 | 2   | 5   | 0    | 17    |

# Game 12

## Southeast Missouri 63 Tennessee State 59

January 19, 2021 • Gentry Center • Nashville, Tenn.



### NASHVILLE, Tenn.

Chris Harris scored 17 points and made two big free throw with 14 seconds left

and Southeast Missouri grinded out a 63-59 win over Tennessee State for its first road victory of the season.

With the win, SEMO completed a two-game sweep of TSU and ended a 23-game losing streak in true road games. The Redhawks last beat the Tigers twice in a season in 1998-99 and their last true road victory came at Eastern Illinois (88-79) on Feb. 16, 2019.

The Redhawks led by 10 (53-43) after DQ Nicholas drained a

3-pointer with 6:56 left to play.

TSU outscored SEMO, 14-6, over the next 5:05 and got within two, 59-57, on a jumper by Marcus Fitzgerald, Jr. at the 1:51 mark.

Shortly after Nolan Taylor made two big free throws, the Tigers cut the Redhawks lead to two again, this time on a second-chance layup by Ravel Moody.

Harris then sealed the win for good when he buried two free throws with 14 seconds left.

Harris made a career-high 10-of-12 free throws and pulled up to bury a huge 3-pointer to give SEMO a six-point cushion with 2:28 on the clock. It was Harris' team-high sixth double-digit scoring performance.



### Official Basketball Box Score -- Final Southeast Missouri at Tennessee State 01/19/21 Gentry Center Complex, Nashville 2020-21 Men's Basketball

Game Time: 6:00 PM  
Game Duration: 2:08  
Attendance: 231

Officials: Brett Smith, Jabir Walker, James Gibson

#### Southeast Missouri - 63

| NO.    | Name            | Min   | FG   |       | 3P      |       | Rebounds |    | Fouls |    | TP | AS | TO | ST | Blocks | +/- |
|--------|-----------------|-------|------|-------|---------|-------|----------|----|-------|----|----|----|----|----|--------|-----|
|        |                 |       | M-A  | M-A   | M-A     | M-A   | OR       | DR | PF    | FD |    |    |    |    |        |     |
| 31     | Nolan Taylor    | 17:43 | 1-2  | 0-0   | 6-6     | 1 2 3 | 3 4      | 8  | 1     | 2  | 0  | 0  | 0  | 0  | 0      | 7   |
| 3      | Eric Reed, Jr.  | 30:02 | 2-5  | 2-5   | 2-4     | 0 1 1 | 0 3      | 8  | 0     | 1  | 0  | 0  | 0  | 2  |        |     |
| 5      | Chris Harris    | 33:12 | 3-8  | 1-4   | 10-12   | 0 5 5 | 2 7      | 17 | 3     | 3  | 0  | 0  | 0  | 0  |        |     |
| 11     | DQ Nicholas     | 32:40 | 4-8  | 3-6   | 0-2     | 0 7 7 | 4 1      | 11 | 2     | 4  | 2  | 0  | 0  | 10 |        |     |
| 21     | Nana Akenten    | 16:03 | 1-8  | 0-5   | 0-0     | 0 5 5 | 2 0      | 2  | 1     | 0  | 1  | 0  | 1  | 1  |        |     |
| 33     | Dylan Branson   | 18:48 | 1-2  | 0-0   | 0-0     | 4 1 5 | 3 2      | 2  | 1     | 1  | 0  | 0  | 0  | 0  |        |     |
| 10     | Manny Patterson | 15:26 | 3-3  | 0-0   | 4-6     | 1 5 6 | 5 4      | 10 | 0     | 3  | 0  | 3  | 0  | 8  |        |     |
| 2      | Jordan Love     | 14:04 | 2-7  | 0-0   | 1-1     | 2 0 2 | 0 1      | 5  | 0     | 1  | 2  | 0  | 0  | -4 |        |     |
| 14     | Nate Johnson    | 04:54 | 0-1  | 0-0   | 0-0     | 0 1 1 | 2 0      | 0  | 0     | 1  | 0  | 0  | 1  | 0  | 5      |     |
| 25     | Nygal Russell   | 17:03 | 0-2  | 0-2   | 0-2     | 0 0 0 | 2 1      | 0  | 1     | 0  | 1  | 0  | 0  | -4 |        |     |
| Team   |                 |       |      |       |         |       |          |    |       |    |    |    |    |    |        |     |
| Totals |                 | 17:46 | 6-22 | 23-35 | 8 28 36 | 23 23 | 63       | 9  | 15    | 7  | 3  | 1  | 4  |    |        |     |

Technical Fouls: NONE

#### Tennessee State - 59

| NO.    | Name                  | Min   | FG   |       | 3P       |       | Rebounds |    | Fouls |    | TP | AS | TO | ST  | Blocks | +/- |
|--------|-----------------------|-------|------|-------|----------|-------|----------|----|-------|----|----|----|----|-----|--------|-----|
|        |                       |       | M-A  | M-A   | M-A      | M-A   | OR       | DR | PF    | FD |    |    |    |     |        |     |
| 4      | Shakem Johnson        | 35:08 | 7-12 | 0-0   | 4-4      | 2 4 6 | 4 4      | 4  | 18    | 1  | 3  | 0  | 1  | 0   | 7      |     |
| 13     | Mason Green           | 19:08 | 2-3  | 0-0   | 1-4      | 1 3 4 | 3 5      | 5  | 0     | 3  | 0  | 0  | 0  | -7  |        |     |
| 00     | Mark Freeman          | 35:47 | 4-14 | 0-2   | 0-1      | 1 4 5 | 2 3      | 8  | 4     | 1  | 1  | 0  | 3  | -2  |        |     |
| 1      | Marcus Fitzgerald Jr. | 33:46 | 4-9  | 1-5   | 3-4      | 0 3 3 | 3 2      | 12 | 1     | 2  | 0  | 0  | 0  | 1   |        |     |
| 23     | Ravel Moody           | 29:38 | 5-11 | 0-4   | 2-4      | 3 6 9 | 4 3      | 12 | 2     | 0  | 2  | 0  | 0  | -5  |        |     |
| 22     | Josh Linder           | 04:45 | 0-2  | 0-0   | 0-0      | 1 0 1 | 4 1      | 0  | 0     | 2  | 0  | 0  | 0  | -1  |        |     |
| 11     | Shakwon Barrett       | 12:32 | 0-1  | 0-0   | 1-2      | 0 1 0 | 1 0      | 1  | 1     | 0  | 0  | 0  | 0  | -10 |        |     |
| 10     | Monty Johal           | 03:28 | 0-0  | 0-0   | 0-0      | 0 0 0 | 0 0      | 0  | 0     | 1  | 0  | 0  | 0  | -3  |        |     |
| 24     | Yusuf Mohamed         | 14:18 | 0-2  | 0-1   | 3-6      | 2 3 5 | 3 3      | 3  | 0     | 1  | 2  | 0  | 0  | 4   |        |     |
| 3      | Amorey Womack         | 11:30 | 0-2  | 0-1   | 0-0      | 0 3 3 | 0 1      | 0  | 1     | 0  | 1  | 0  | 0  | -4  |        |     |
| Team   |                       |       |      |       |          |       |          |    |       |    |    |    |    |     |        |     |
| Totals |                       | 22:56 | 1-13 | 14-25 | 12 28 40 | 23 23 | 59       | 9  | 14    | 6  | 1  | 3  | -4 |     |        |     |

Technical Fouls: NONE

| SEM              |  | TSU           |  | Points from   |  | Turnovers |  | Period by Period Scoring |  |
|------------------|--|---------------|--|---------------|--|-----------|--|--------------------------|--|
| Biggest lead     |  | 10 (2nd 6:56) |  | 3 (1st 17:50) |  | 9 9       |  | 1st 2nd TOT              |  |
| Best Scoring Run |  | 8 (1st 13:47) |  | 6 (1st 8:32)  |  | 20 36     |  | SEM 35 28 63             |  |
| Lead Changes     |  | 1             |  | Second Chance |  | 8 13      |  |                          |  |
| Times Tied       |  | 1             |  | Fast Breaks   |  | 2 13      |  |                          |  |
| Time with Lead   |  | 36:23         |  | 02:51         |  | 17 4      |  | TSU 30 29 59             |  |

Game  
13Southeast Missouri 65  
Morehead State 76

January 21, 2021 • Johnson Arena • Morehead, Ky.



## MOREHEAD, Ky.

DQ Nicholas scored 17 points and made three 3-pointers as Southeast Missouri fell to Morehead

State, 76-65, in a nationally televised ESPNU matchup.

Nicholas scored 12 points and made all of his 3-pointers in the first half. Nolan Taylor and Chris Harris also scored double figures with 13 and 10 points, respectively.

It was a game of runs in the first half with neither team leading by more than six points.

Down, 25-19, with 6:17 left to play, SEMO put together a 7-0 run making four free throws and using a 3-pointer by Nicholas to go

ahead, 26-25.

Nicholas later tied the game at 29-29 with less than a minute left before MSU responded with five-straight points to grab a 34-29 lead at the half.

SEMO executed well in the second stanza, but just couldn't get ahead of the Eagles the rest of the way.

The Redhawks were within four or less points several times until MSU pulled away for good in the final 3:27. Nicholas and Harris made free throws to make it a one-point game twice, and Nygal Russell made a layup to get SEMO within a point once more.

However, the Eagles didn't squander their lead.



Official Basketball Box Score -- Game Totals -- Final Statistics  
Southeast Missouri vs Morehead State  
01-21-21 7 p.m. at Johnson Arena -- Morehead, Ky.



## Southeast Missouri 65 • 4-9 (2-5 OVC)

| #  | Player           | Total | 3-Ptr | Rebounds | PF  | TP  | A   | TO    | Blk | Stl | Min |   |    |     |
|----|------------------|-------|-------|----------|-----|-----|-----|-------|-----|-----|-----|---|----|-----|
|    |                  | FG    | FGA   | FT       | FTA | Off | Def | Total |     |     |     |   |    |     |
| 31 | TAYLOR, Nolan    | 5-6   | 0-0   | 3-6      | 0   | 6   | 6   | 3     | 13  | 2   | 0   | 0 | 22 |     |
| 03 | REED, JR., Eric  | 2-6   | 2-5   | 0-0      | 0   | 0   | 0   | 1     | 6   | 3   | 0   | 0 | 22 |     |
| 05 | HARRIS, Chris    | 1-12  | 1-8   | 7-8      | 0   | 3   | 3   | 4     | 10  | 2   | 1   | 0 | 29 |     |
| 11 | NICHOLAS, DQ     | 5-9   | 3-5   | 4-7      | 1   | 3   | 4   | 1     | 17  | 3   | 2   | 0 | 36 |     |
| 21 | AKENTEN, Nana    | 2-8   | 1-7   | 2-2      | 1   | 7   | 8   | 3     | 7   | 2   | 2   | 0 | 27 |     |
| 02 | LOVE, Jordan     | 0-0   | 0-0   | 0-0      | 0   | 0   | 0   | 2     | 0   | 0   | 0   | 0 | 8  |     |
| 10 | PATTERSON, Manny | 0-1   | 0-0   | 2-4      | 0   | 2   | 2   | 3     | 2   | 0   | 1   | 0 | 10 |     |
| 14 | JOHNSON, Nate    | 1-2   | 0-0   | 0-0      | 0   | 1   | 1   | 0     | 2   | 0   | 1   | 0 | 7  |     |
| 25 | RUSSELL, Nygal   | 3-8   | 0-2   | 0-0      | 3   | 2   | 5   | 3     | 6   | 0   | 1   | 0 | 26 |     |
| 33 | BRANSON, Dylan   | 1-2   | 0-1   | 0-0      | 0   | 2   | 2   | 5     | 2   | 1   | 1   | 0 | 13 |     |
|    | Team             |       |       |          | 2   | 2   | 4   |       |     | 1   |     |   |    |     |
|    | Totals           | 20-54 | 7-28  | 18-27    | 7   | 28  | 35  | 25    | 65  | 13  | 10  | 0 | 5  | 200 |

FG % 1st Half: 8-22 36.4% 2nd half: 12-32 37.5% Game: 20-54 37.0%  
3FG % 1st Half: 4-13 30.8% 2nd half: 3-15 20.0% Game: 7-28 25.0%  
FT % 1st Half: 9-16 56.3% 2nd half: 9-11 81.8% Game: 18-27 66.7%

Deadball  
Rebounds  
6

## Morehead State 76 • 10-6 (7-2 OVC)

| #  | Player               | Total | 3-Ptr |      |       | Rebounds |     |     | PF | TP | A  | TO | Blk | Stl | Min |
|----|----------------------|-------|-------|------|-------|----------|-----|-----|----|----|----|----|-----|-----|-----|
|    |                      | FG    | FGA   | FT   | FTA   | Off      | Def | Tot |    |    |    |    |     |     |     |
| 03 | BAKER, James         | f     | 5-8   | 0-1  | 1-5   | 1        | 4   | 5   | 3  | 11 | 3  | 1  | 0   | 0   | 33  |
| 04 | BROOME, Johni        | f     | 6-9   | 0-0  | 2-6   | 1        | 9   | 10  | 2  | 14 | 4  | 1  | 0   | 24  |     |
| 01 | COOPER, DeVon        | g     | 5-8   | 2-3  | 5-8   | 0        | 4   | 4   | 2  | 17 | 4  | 1  | 2   | 32  |     |
| 02 | HUNT, KJ             | g     | 2-9   | 0-2  | 5-6   | 0        | 3   | 3   | 4  | 9  | 3  | 1  | 0   | 1   | 30  |
| 05 | POTTER, Skyelar      | g     | 2-6   | 2-5  | 1-2   | 2        | 5   | 7   | 1  | 7  | 3  | 2  | 1   | 1   | 33  |
| 13 | STANLEY-WILLIAMS, J. |       | 0-0   | 0-0  | 0-0   | 0        | 0   | 0   | 1  | 0  | 0  | 0  | 0   | 0   | 2   |
| 20 | RICE, Jacob          |       | 0-0   | 0-0  | 0-0   | 0        | 0   | 0   | 0  | 0  | 0  | 0  | 0   | 0   | 0+  |
| 22 | BRYAN, LJ            |       | 1-1   | 0-0  | 1-2   | 0        | 1   | 1   | 3  | 3  | 0  | 0  | 0   | 0   | 12  |
| 23 | SEBREE, Jaylen       |       | 0-0   | 0-0  | 0-0   | 0        | 1   | 1   | 0  | 0  | 0  | 0  | 0   | 0   | 7   |
| 55 | COOPER, Ta'lon       |       | 4-7   | 3-3  | 4-6   | 0        | 0   | 0   | 1  | 15 | 3  | 2  | 1   | 1   | 27  |
|    | Team                 |       |       |      |       | 0        | 2   | 2   |    |    |    |    |     |     |     |
|    | Totals               |       | 25-48 | 7-14 | 19-35 | 4        | 29  | 33  | 17 | 76 | 16 | 11 | 5   | 5   | 200 |

FG % 1st Half: 13-26 50.0% 2nd half: 12-22 54.5% Game: 25-48 52.1%  
3FG % 1st Half: 6-11 54.5% 2nd half: 1-3 33.3% Game: 7-14 50.0%  
FT % 1st Half: 2-4 50.0% 2nd half: 17-31 54.8% Game: 19-35 54.3%

Deadball  
Rebounds  
7,1

Officials: Jon Campbell, Coy Gammon, Mike Grundman  
Technical fouls: Southeast Missouri-TEAM. Morehead State-TEAM.  
Attendance: 775

| Score by periods   | 1st | 2nd | Total |
|--------------------|-----|-----|-------|
| Southeast Missouri | 29  | 36  | 65    |
| Morehead State     | 34  | 42  | 76    |

| Points | In | Off | 2nd | Fast | Bench |
|--------|----|-----|-----|------|-------|
| SEMO   | 26 | 8   | 4   | 3    | 12    |
| MOR    | 30 | 9   | 4   | 6    | 18    |