



## 2020-21 SOUTHEAST MISSOURI BASKETBALL

Game  
12



### Schedule

#### November (1-0)

28 at Kansas City ! W, 71-66

#### December (1-6, 0-2 OVC)

2 Southern Illinois\* ESPN+ L, 79-87 OT  
7 Lipscomb ESPN+ W, 82-77  
9 at Lipscomb ESPN+ L, 74-80 OT  
15 at Evansville ESPN3 L, 63-66 OT  
18 UT Martin\* ESPN+ L, 67-69  
22 at Indiana State ESPN3 L, 66-72  
30 at Tennessee Tech\* ESPN+ L, 63-72

#### January (1-2, 1-2 OVC)

2 Tennessee State\* ESPN+ W, 83-79 2OT  
7 at Belmont\* ESPN+ L, 66-77  
16 Morehead State\* ESPN+ L, 50-64  
19 at Tennessee State\* ESPN+ 6 p.m.  
21 at Morehead State\* ESPN+ 6 p.m.  
23 at Eastern Kentucky\* ESPN+ 3 p.m.  
26 at UT Martin\* ESPN+ 8 p.m.  
28 SIU Edwardsville\* ESPN+ 8 p.m.  
30 Eastern Illinois\* ESPN+ 5 p.m.

#### February

1 Murray State\* ESPN+ 6 p.m.  
4 Tennessee Tech\* ESPN+ 8 p.m.  
6 Jacksonville State\* ESPN+ 4 p.m.  
11 at Murray State\* ESPN+ 7:30 p.m.  
13 at Austin Peay\* ESPN+ 4 p.m.  
16 Austin Peay\* ESPN+ 6 p.m.  
18 Eastern Kentucky\* ESPN+ 8 p.m.  
25 at Eastern Illinois\* ESPN+ 7:30 p.m.  
27 at SIU Edwardsville\* ESPN+ 5 p.m.

#### March

3 OVC Tournament First Round Evansville, Ind.  
4 OVC Tournament Quarterfinals Evansville, Ind.  
5 OVC Tournament Semifinals Evansville, Ind.  
6 OVC Championship Evansville, Ind.

All games are broadcast live on the radio at Real Rock 99.3 FM. All times Central and Subject to Change;  
Home Games in Bold; \* - Denotes Ohio Valley Conference Game; ! - Negro League Baseball Museum Tip-Off Classic (Kansas City, Mo.)

### Southeast Missouri (3-8, 1-4) at Tennessee State (2-8, 1-6)

#### Follow the Redhawks

Radio.....Real Rock 99.3 FM  
(Erik Sean)  
Video.....ESPN+  
Live Stats.....TSUTigers.com  
Twitter.....@SEMOMBB

Date.....Tuesday, February 19, 2021  
Tip-Off.....6 p.m., CT  
Location.....Nashville, Tenn..  
Arena.....Gentry Center (9,100)  
Series.....TSU leads, 28-23  
Last Meeting.....SEMO 83, TSU 79 2OT  
(Jan. 2, 2021 | Cape Girardeau, Mo.)

Head Coaches.....Brad Korn (3-8 overall,  
3-8 at SEMO; 1-4 OVC). Brian "Penny"  
Collins (29-43 overall; 29-43 at TSU).

#### Strategic Communications

Jeff Honza, Assistant Director of Athletics  
Office Phone.....(573) 651-2933  
Mobile.....(618) 528-1145  
Email.....redhawk1@me.com

#### Redhawks Hit the Road

Southeast Missouri (3-8, 1-4) completes its two-game series with Tennessee State (2-8, 1-6) Tuesday. Tip-off is set for 6 p.m., CT at the Gentry Center.

#### Follow the Redhawks

Fans can listen live on the radio at Real Rock 99.3 FM with Erik Sean calling the action. Video can be accessed online at ESPN+. Live stats are available at TSUTigers.com. Twitter updates provided @SEMOMBB.

#### Redhawks Resume Play

Southeast Missouri's Department of Athletics paused men's basketball activities due to COVID-19 protocols on Jan. 8. As a result, SEMO did not play its originally scheduled Ohio Valley Conference games at Tennessee State (Jan. 9) and UT Martin (Jan. 11). The Redhawks will make up those games during their upcoming road trip with visits to TSU on Jan. 19 and UTM on Jan. 26.

#### Lengthy Road Stretch Ahead

Sandwiched between the Redhawks games at Tennessee State (Jan. 19) and UT Martin (Jan. 26) are road matchups with Morehead State (Jan. 21) and Eastern Kentucky (Jan. 23). Southeast Missouri will be on the road for a week-straight from Jan. 19-26.

#### Series History

Tennessee State leads its all-time series against Southeast Missouri by a count of 28-23. The Redhawks are in position to sweep TSU this season after edging the Tigers in an 83-79 double overtime thriller at the Show Me Center on Jan. 2. SEMO last swept TSU in a two-game season series in 1998-99. The Redhawks beat the Tigers, 70-49, in Cape Girardeau and, 61-54, in Nashville that year.

#### Last Time vs. Tennessee State

DQ Nicholas scored a season-high 21 points and made a career-best 17 free throws to lead Southeast Missouri to its first Ohio Valley Conference win with an 83-79 double overtime victory over Tennessee State on Jan. 2. SEMO tied a school record with 40 free throws in 51 attempts and used every one of them to beat the Tigers. The Redhawks overcame a nine-point deficit with 2:03 left to play in regulation. Nicholas made two big free throws to send the game to overtime. Nana Akenten's two free throws in the second overtime period sealed the win.

#### About Tennessee State

Tennessee State is last in the Ohio Valley Conference standings at 2-8 overall and 1-6 in league play. TSU and Tennessee Tech currently have the most conference losses this season. The Tigers have lost five of their last six contests. Their only OVC win came at home against UT Martin (74-62) on Jan. 7.

#### Game at Morehead State to Air on ESPN3

The Southeast Missouri at Morehead State game set for Jan. 21 will be televised live on ESPN3 as part of the Ohio Valley Conference's 2020-21 ESPN basketball linear television schedule. SEMO and Morehead State mark



**Southeast Missouri or SEMO** is the preferred reference for Southeast Missouri State University athletic teams. Southeastern Missouri State is not an acceptable reference.



the fourth game selected in the league's linear television package. That game is scheduled for 6 p.m., CT at Ellis T. Johnson Arena.

## Redhawks Fall to Morehead State

In its first game in over a week, Southeast Missouri dropped a 64-50 decision to Morehead State in Cape Girardeau on Jan. 16. SEMO played for the first time since Jan. 7 after being on pause due to COVID-19 protocols. The Redhawks practiced only once and had a pregame shootaround before facing the Eagles. SEMO scored a season-low 50 points and was outscored 33-19 in the second half during that game. The 19 points also marked the lowest in a half for the Redhawks this year.

## Akenten Playing Well

For the first time this season, Nana Akenten scored double figures in two-straight games. Akenten led Southeast Missouri with a double-double 20 points and 11 rebounds at Belmont (Jan. 7). He then topped the Redhawks with 14 points vs. Morehead State (Jan. 16). Akenten made four 3-pointers against the Eagles, marking the third time he drained four in a game this year. He stands tied for third on the team in scoring (9.7 ppg) and leads SEMO with 6.2 rebounds per contest.

## Leading at Halftime

The Redhawks have either led or been tied at halftime in seven of its 11 games this season. Southeast Missouri held a 35-33 edge at the intermission at Ohio Valley Conference leader Belmont (Jan. 7). It was the first time SEMO led at the half in 10 meetings with the Bruins.

## Homecourt Success

Two of Southeast Missouri's three wins have come at the Show Me Center this season. The Redhawks beat Lipscomb, 82-77, on Dec. 7 and Tennessee State, 83-79, in double overtime on Jan. 2. SEMO is averaging 82.5 points per game on its homecourt this year. The Redhawks are 2-3 overall at home this year.

## Harris Returns

Chris Harris, Southeast Missouri's top scorer, returned from a thumb injury vs. Morehead State (Jan. 16). Harris scored five points in 28 minutes against the Eagles. He was out of the

starting lineup for the only time this season at Belmont (Jan. 7).

## Long Ruled Eligible

On Jan. 14, the NCAA ruled nearby Sikeston native Parker Long eligible to play. Long logged six minutes in his first career game at Southeast Missouri vs. Morehead State (Jan. 16). Twelve of the 14 players on SEMO's roster have now played this season.

## First Double-Double Goes to Akenten

Nana Akenten became the first Southeast Missouri player to record a double-double this season when he scored a season-high 20 points and pulled down a season-best 11 rebounds at Belmont (Jan. 7). Akenten shot 7-of-17 from the field, made three 3-pointers and hit a near-perfect 3-of-4 free throws in that contest. It was the first time he scored 20 points in a game wearing a Redhawk uniform. Akenten is one of 25 Ohio Valley Conference players who have turned in at least one double-double this season.

## First Career Start for Branson

Freshman Dylan Branson logged his first career start for the injured Chris Harris at Belmont (Jan. 7). Branson made 3-of-3 free throws and finished with four rebounds against the Bruins. Prior to that, he came off the bench in nine-straight games.

## First OVC Win

The Redhawks gave Brad Korn his first career Ohio Valley Conference win when they pulled

out a gritty 83-79 double overtime victory over Tennessee State (Jan. 2). Southeast Missouri started a New Year with a win for the first time since 2013 when it beat Austin Peay, 86-84, on Jan. 3. Last year, SEMO did not get its first league win until Feb. 6, 2020 (76-72, vs. Jacksonville State).

## Free Throws Everywhere

Southeast Missouri tied a single-game program record when it made 40 free throws in 51 attempts to key its double overtime win over Tennessee State (Jan. 2). The Redhawks outscored the Tigers, 40-22, in that contest. SEMO's 40 free throws made and 51 attempts are both second in the nation behind Georgia Tech's 41 free throws made and 59 attempts vs. Georgia State on Nov. 25.

## Nicholas Rises

Guard DQ Nicholas scored a season-high 21 points and made a career-best 17-of-19 free throws to lead Southeast Missouri against Tennessee State (Jan. 2). Nicholas made his first 15 free throws of the game and did not miss his first free throw until the 3:51 mark of the first overtime period. His 17 free throws made are most of any NCAA Division I basketball player in a game this season.

## We Did It!

After losing three games in overtime and one on a last second shot, Southeast Missouri went to overtime again, but this time came out victorious. The Redhawks overcame a nine-point deficit with 2:03 left in regulation and tied the game on a pair of DQ Nicholas free

## 2020-21 OVC Standings (as of Jan. 16)

	OVC					Overall					
	Record	Pct.	Home	Away	Streak	Record	Pct.	Home	Away	Neutral	Streak
Belmont	8-0	1.000	4-0	4-0	W8	14-1	0.933	5-1	6-0	3-0	W11
SIUE	1-0	1.000	0-0	1-0	W1	3-4	0.429	0-1	2-2	1-1	W1
Eastern Kentucky	6-1	0.857	4-0	2-1	W5	12-2	0.857	7-0	3-2	2-0	W7
Morehead State	6-2	0.750	3-1	3-1	W5	9-6	0.600	6-1	3-4	0-1	W5
Austin Peay	3-2	0.600	1-1	2-1	W1	7-4	0.636	3-2	2-1	2-1	W1
Jacksonville State	4-3	0.571	3-1	1-2	L1	8-5	0.615	4-1	1-4	3-0	L1
Murray State	2-4	0.333	1-1	1-3	W1	5-6	0.455	4-1	1-5	0-0	W1
Eastern Illinois	2-4	0.333	2-3	0-1	L3	5-8	0.385	4-3	1-5	0-0	L3
Tennessee Tech	2-6	0.250	2-2	0-4	W1	2-13	0.133	2-3	0-10	0-0	W1
<b>Southeast Missouri</b>	<b>1-4</b>	<b>0.200</b>	<b>1-2</b>	<b>0-2</b>	<b>L2</b>	<b>3-8</b>	<b>0.273</b>	<b>2-3</b>	<b>0-5</b>	<b>1-0</b>	<b>L2</b>
UT Martin	1-5	0.167	0-2	1-3	L5	3-7	0.300	2-3	1-4	0-0	L7
Tennessee State	1-6	0.143	1-2	0-4	L2	2-8	0.200	2-3	0-5	0-0	L2



throws to force overtime against Tennessee State (Jan. 2). It took a second overtime period to decide SEMO's dramatic 83-79 win that was capped by a pair of free throws from Nana Akenten with one second on the clock.

All Have Been Close

Southeast Missouri has been in every game this season. The Redhawks have been outscored by a tight 4.1 margin, dropped three contests in overtime and one on a last second shot since its 2020-21 campaign began on Nov. 28. SEMO has lost just twice by double figures (77-66, at Belmont, Jan. 7; 64-50, vs. Morehead State, Jan. 16).

Reed Jr. Back in the Starting Lineup

Eric Reed, Jr. scored double figures in two of his last four games since rejoining the starting lineup on Dec. 30 (at Tennessee Tech). Reed, Jr. scored 14 points at Tennessee Tech and followed that up with 13 vs. Tennessee State (Jan. 2). He enters Tuesday's game as Southeast Missouri's second-leading scorer with 10.4 points per game.

Multiple Threes

Eric Reed, Jr. has gone six of his last seven games with at least two made threes. Reed, Jr. has made multiple 3-pointers in eight of his 11 contests this year. He buried a season-high three 3-pointers vs. Southern Illinois (Dec. 2), Lipscomb (Dec. 7) and at Evansville (Dec. 15).

Reed, Jr. ranks first on the team with 20 three-pointers in 2020-21.

Over 80

Southeast Missouri scored over 80 points for the second time this season in its 83-79 double overtime win over Tennessee State (Jan. 2). SEMO's season-high 83 points came after the Redhawks went four-straight games scoring 67 or less points.

3-Point Percentage

Southeast Missouri ranks second in the Ohio Valley Conference with a .358 3-point field goal percentage. The Redhawks have made 83-of-232 three-pointers through 11 contests. SEMO is averaging 7.5 three-pointers a game.

+18 Free Throw Margin

In their last win over Tennessee State (Jan. 2), the Redhawks held a +18 margin at the free throw line. Southeast Missouri outscored TSU, 40-22, at the charity stripe. The last time the Redhawks outscored an opponent by a +18 margin at the free throw line was vs. Mid-Continent (42-24) on Nov. 22, 2013.

Top Scorer

Chris Harris scored double figures for the eighth time in 10 starts this season when he finished with 17 points against Tennessee State (Jan. 2). Harris, who leads Southeast Missouri and ranks seventh in the Ohio Valley

2020-21 Stats Comparison

SEMO	TSU
3-8.....Record .....	2-8
1-4.....Conference Record.....	1-6
69.5.....Points Per Game.....	69.3
73.5.....Opp. Points Per Game.....	72.2
-4.1.....Scoring Margin .....	-2.9
.428.....Field Goal Percentage.....	.434
.460.....Opp. Field Goal Percentage.....	.426
.358.....3-Point Field Goal Percentage.....	.281
.352.....Opp. 3-Point Field Goal Percentage.....	.319
.655.....Free Throw Percentage.....	.657
.726.....Opp. Free Throw Percentage.....	.691
35.9.....Rebounds Per Game .....	34.5
32.4.....Opp. Rebounds Per Game.....	38.1
+3.5.....Rebounding Margin .....	-3.6
13.3.....Assists Per Game.....	12.5
15.8.....Turnovers Per Game .....	16.0
-2.5.....Turnover Margin.....	+0.8
3.1.....Blocks Per Game .....	2.5
6.9.....Steals Per Game.....	6.9

This Week's Schedule

Tuesday, January 19  
Southeast Missouri at Tennessee State, 6 p.m., CT

Thursday, January 21  
Southeast Missouri at Morehead State, 6 p.m., CT  
Eastern Illinois at Belmont, 7 p.m., CT  
UT Martin at Eastern Kentucky, 7 p.m., CT  
Jacksonville State at Murray State, 7:30 p.m., CT  
Tennessee Tech at Austin Peay, 7:30 p.m., CT  
SIUE at Tennessee State, 8 p.m., CT

Saturday, January 23  
UT Martin at Morehead State, 3 p.m., CT  
Southeast Missouri at Eastern Kentucky, 3 p.m., CT  
SIUE at Belmont, 4 p.m., CT  
Jacksonville State at Austin Peay, 4 p.m., CT  
Eastern Illinois at Tennessee State, 4 p.m., CT  
Tennessee Tech at Murray State, 7:30 p.m., CT

SEMO Probable Starters



3

Eric Reed, Jr.  
G / 6-2 / 190 / Jr.  
Baton Rouge, La.

10.4 ppg, 2.0 rpg,  
0.7 apg



5

Chris Harris  
G / 6-3 / 205 / R-Jr.  
Antioch, Ill.

14.9 ppg, 2.1 rpg,  
2.1 apg



11

DQ Nicholas  
G / 6-1 / 180 / So.  
Atlanta, Ga.

9.0 ppg, 3.8 rpg,  
3.3 apg



21

Nana Akenten  
G / 6-6 / 215 / Jr.  
Bolingbrook, Ill.

9.7 ppg, 6.2 rpg,  
1.1 apg



31

Nolan Taylor  
F / 6-7 / 260 / Gr.  
Keller, Texas

9.7 ppg, 5.1 rpg,  
1.2 apg



## Honors & Awards

--  
--

Conference with 14.9 points a game, has scored over 20 points twice this year. He also ranks third on the team with 20 three-pointers made. Harris finished as SEMO's leading scorer five times thus far.

### Agnew Checks In

Forward Darrious Agnew saw his first action of the 2020-21 season when he logged 12 minutes off the bench at Indiana State (Dec. 22). Agnew scored two points, grabbed two rebounds, gathered a block and collected one steal. It was the first game he played since Feb. 29, 2020 (at UT Martin).

### Give it Up for the Freshman

Freshman Dylan Branson scored double figures for the first time in his college career when he dropped in 12 points at Indiana State (Dec. 22). Branson made a perfect 3-of-3 three-pointers and added 3-of-4 free throws in a season-high 20 minutes against the Sycamores. He also had four rebounds. Branson has played in all 11 games this season.

### Patterson Takes the Court

A day after the NCAA voted all Division I transfers could play immediately, forward Manny Patterson took the court for the first time in a Redhawk uniform. A transfer from Green Bay, Patterson grabbed four rebounds in five minutes off the bench. In six games, Patterson is averaging four points and three rebounds, and leads the team with seven blocks.

### Russell Clears 200 Rebounds

Nygal Russell grabbed five rebounds vs. UT Martin (Dec. 18) and, as a result, surpassed 200 rebounds in his career (216). A redshirt-junior, Russell is now approaching 100 assists in his career. He is only one away from that mark.

### Working Overtime

The Redhawks went to overtime four times in 10 games this year. Southeast Missouri lost at home to Southern Illinois (87-79) on Dec. 2 and at Lipscomb (80-74) on Dec. 9. The Redhawks also fell to Evansville (66-63) on the road on Dec. 15 and beat Tennessee State (83-79) at home on Jan. 2. SEMO was involved in only one overtime game in 31 contests last season. SEMO's three overtimes against non-conference foes were the most in program history. The Redhawks four overtimes

overall are their most in a season since they played five overtime games in 1997-98.

### Board Certified

The Redhawks outrebounded their opponent seven times this season. Southeast Missouri ranks fifth in the Ohio Valley Conference with a +3.5 rebounding margin and is outrebounding its opponents, 395-356. The Redhawks are also averaging 9.7 offensive rebounds per contest.

### Among OVC Leaders

DQ Nicholas leads Southeast Missouri with 15 steals and 36 assists. Nicholas ranks 14th in the Ohio Valley Conference in assists.

### First Home Win for Korn

Head Coach Brad Korn earned his first career win at the Show Me Center when Southeast Missouri beat Preseason Atlantic Sun Conference favorite Lipscomb (Dec. 7). The Redhawks led for the final 11:04 of the tight contest after Eric Reed, Jr.'s jumper gave them a 56-55 edge. SEMO then fought off the Bisons who pulled to within a point six times in the last 10 minutes of the game.

### Strong Start

Southeast Missouri started a season at 2-1 for the first time since 2016-17. That year, the Redhawks dropped its season-opener at Illinois before beating Hannibal-LaGrange (86-54) at home and Western Illinois (74-71) on the road. SEMO already has two wins over NCAA Division I opponents this young season -- 71-66 at Kansas City (Nov. 28); 82-77 vs. Lipscomb (Dec. 2). The Redhawks had only five wins against NCAA Division I foes in 2019-20.

### Three Wins vs. NCAA Division I Foes

The Redhawks third win of the 2020-21 campaign came vs. Tennessee State on Jan. 2. Last year, Southeast Missouri had only five wins against NCAA Division I teams. Three of those victories were in Ohio Valley Conference play, while the other two were against Purdue Fort Wayne and Denver in non-league action.

### Closing Out Late

Southeast Missouri won two of its first three games of 2020-21 by five points -- 71-66 at Kansas City (Nov. 28); 82-77 vs. Lipscomb (Dec. 7). In those two wins, SEMO led with





five minutes remaining before closing out its victories. A year ago, the Redhawks led with five minutes left in regulation only six times and won four games in that situation. SEMO dropped four games by one possession in the final five minutes in 2019-20.

## Give it to the Big Man

Redhawks big man Nolan Taylor ranks third on the team in scoring (9.7 ppg) and second in rebounding (5.1 rpg). Taylor has scored double figures in six of his 11 starts and just missed a double-double with 13 points and nine boards at Evansville (Dec. 15). Taylor established season-bests in points (16), assists (5) and minutes (28) against Lipscomb (Dec. 7). He previously scored 10 points vs. Kansas City (Nov. 28) and 14 vs. Southern Illinois (Dec. 2). Taylor is also the Redhawks third-best free throw shooter with a 65.9 percent clip (27-of-41). SEMO is the third Division I school Taylor has played basketball at. Prior to joining the Redhawks, he spent two seasons at Pepperdine and two at Cal Poly. Taylor's 2019-20 campaign was limited to 14 games due to injury.

## Seeing Double

The Redhawks currently have two players averaging double figures in the scoring column. Chris Harris leads the way with 14.9 points per game. Eric Reed, Jr. follows with 10.4 points per contest.

## 10 Again

For the second this season, Southeast Missouri made 10 three-pointers. The Redhawks shot 10-of-26 from 3-point range with Chris Harris, Nana Akenten and Eric Reed, Jr. knocking down three apiece vs. Lipscomb (Dec. 7). SEMO had 10 made threes in a game only one time in 2019-20. That happened exactly one year ago Dec. 7 -- 10, at Drake in 2019.

## Four in Four

Four Redhawks have scored double figures in four games this 2020-21 season. Most recently, DQ Nicholas (21), Chris Harris (17), Nolan Taylor (14) and Eric Reed, Jr. (13) accomplished the feat vs. Tennessee State (Jan. 2).

## Spark Plug

Eric Reed, Jr. notched a season-best 19 points off the bench vs Lipscomb (Dec. 7). Reed, Jr. shot 8-of-10 from the field and a near-perfect

3-of-4 from 3-point range in 23 minutes. He led the Redhawks with 16 points off the bench at Evansville (Dec. 15) and followed that up with 10 points vs. UT Martin (Dec. 18) three days later.

## OVC Top-Five

The Redhawks rank among the top five Ohio Valley Conference teams in several categories thus far. Southeast Missouri is second in 3-point field goal percentage (.358), fourth in rebounding defense (32.4 rpg), fifth in rebounding margin (+3.5), fifth in defensive rebounds (26.2 rpg), first in defensive rebound percentage (.804) and fourth in 3-point field goals made (7.5 per game).

## Did You Say 50?

Southeast Missouri grabbed 50 rebounds against Southern Illinois (Dec. 2). SEMO outrebounded the Salukis 50-37 for a +13 margin. The Redhawks man-handled SIU, 18-4, on the offensive glass. SEMO last had 50 or more rebounds in a game vs. Southeastern Louisiana (50) on Dec. 6, 2014. The Redhawks became the third Ohio Valley Conference team to get 50 rebounds in a game this year.

## Sharing the Basketball

The Redhawks assisted 21 of their 31 made field goals against Southern Illinois (Dec. 2). It was Southeast Missouri's highest number of assists in a game in 37 contests. The last time SEMO had over 20 assists was at Eastern Illinois (23) on Feb. 16, 2019. SEMO has had 17 or more assists in three games this season.

## Career High in Rebounds

Southeast Missouri's third-leading rebounder with five boards per game, Nygal Russell established a new career-high with 11 rebounds vs. Southern Illinois (Dec. 2). For Russell, it was the first double-digit rebound game of his career. The 11 boards surpassed his previous career-best of eight vs. Belmont on Mar. 2, 2019.

## Experienced Russell

Nygal Russell has the most experience on Southeast Missouri's 2020-21 roster. Russell is playing his third season with the Redhawks as a redshirt-junior. He has scored 384 points, dished out 99 assists, knocked down 44 three-pointers, made 79 free throws, grabbed 216 rebounds and collected 38 steals in 70 games and 23 starts during his career.

## First Career Points

Eric Reed, Jr., Nate Johnson and Dylan Branson scored their first career points at Southeast Missouri vs. Southern Illinois (Dec. 2). Reed, Jr. notched 17 points, Johnson had six points, two blocks and three rebounds, and Branson added two points, four rebounds and three assists.

## Korn Gets First Win

Brad Korn picked up his first career win as a head coach when Southeast Missouri hung on to beat Kansas City, 71-66, at the Negro Baseball League Museum Tip-Off Classic on Nov. 28. Korn became the first to win his debut game as a SEMO head coach in the Redhawks NCAA Division I era (since 1991-92). Carroll Williams was the last to win his first game as a SEMO head coach vs. Missouri Baptist (96-65) on Dec. 1, 1976.

## Welcome to SEMO

Five players took the court for the first time at Southeast Missouri at Kansas City (Nov. 28). Eric Reed, Jr., Nolan Taylor, Nana Akenten, Nate Johnson and Dylan Branson each made their SEMO debuts. Taylor, Reed, Jr. and returnee Chris Harris all made their first career starts against the Roos.

## Russell Seals It

Nygal Russell made two huge 3-pointers in the last 57 seconds and scored the final eight points of the game to nail down Southeast Missouri's first win of the season over Kansas City (Nov. 28). Russell drained the first of that pair of clutch threes to put the Redhawks ahead, 68-64, after KC made it a one-point game. Then, following two made free throws by the Roos which narrowed SEMO's lead to 68-66 with 33 seconds remaining, Russell delivered the knockout punch with his long 3-pointer as the shot clock expired. That made gave the Redhawks a 71-66 lead with two seconds left. On the final play of the game, Russell intercepted the inbounds pass to put the win on ice. For the game, he scored 14 points on 3-of-5 from the field and 5-of-8 from the free throw line. He also grabbed seven rebounds, had two blocks and collected two steals.



### Harris Nets Game-High

In his first career start and his first basketball game in 384 days, guard Chris Harris put up a game-high 18 points at Kansas City (Nov. 28). Harris shot 5-of-9 from the field, knocked down three 3-pointers and made 5-of-11 free throws in his 2020-21 debut. He also dished out four assists and grabbed three rebounds in 35 minutes. Harris last played on Nov. 10, 2019 -- vs. Purdue Fort Wayne -- a game which he scored 16 points and made the game-winning 3-pointer off the bench. Harris was limited to just two games due to a knee injury in 2019-20.

### Akenten Debut

Nebraska transfer Nana Akenten, who sat out the 2019-20 season due to NCAA Division I transfer regulations, gave Southeast Missouri a huge lift off the bench during his first game in a Redhawk uniform. Akenten scored 16 first-half points, made a game-high four 3-pointers and banked in a beyond halfcourt shot at Kansas City (Nov. 28). He shot 50 percent (6-of-12) from the field, grabbed six rebounds, dished out two assists, collected three steals and had two blocks in 32 minutes. Akenten finished with 17 points for the game.

### Season-Opening Win Away from Cape

For the first time in its NCAA Division I era, Southeast Missouri won a season-opener outside of Cape Girardeau when it beat Kansas City, 71-66, on Nov. 28. SEMO started a season with a win over an NCAA Division I opponent for the first time in 16 years. The last time that happened was when the Redhawks edged Green Bay, 63-62, on Nov. 21, 2003.

### True Road Games

Southeast Missouri has lost 23-straight true road games. SEMO did not win a road game (0-16) during the entire 2019-20 campaign. The Redhawks last true road win was at Eastern Illinois (88-79) on Feb. 16, 2019. SEMO is on 10-game losing streak in true non-conference road games. The Redhawks last non-conference road win was at Mississippi Valley State (77-57) on Dec. 4, 2018.

### Season 114

The Redhawks are in their 114th season of basketball. This year marks Southeast Missouri's 30th as an NCAA Division I program. The Redhawks are 346-513 since joining the Division I ranks in 1991-92.

### Roster Talk

Southeast Missouri's 2020-21 roster consists of 13 players, including one returning starter, six returnees and seven newcomers. Five new transfers are among that group, as well. Sophomore guard DQ Nicholas is the Redhawks only starter back from last season.

### Up Next

Southeast Missouri heads to Morehead State on Jan. 21. That game will air live on ESPNU.

### Harris Returns

Guard Chris Harris returns from a knee injury that ended his year two games into the 2019-20 campaign. Harris came off the bench and led the Redhawks in scoring the first two games of the season before suffering his injury during practice prior to The Citadel game. He averaged 15.5 points per game and made the game-winning 3-pointer with 27 seconds left vs. Purdue Fort Wayne prior to his setback. Harris was later granted a medical hardship.


### Other Returnees

Forwards Darrious Agnew and Evan Morrison, and guards Nygal Russell and Jordan Love are the rest of Southeast Missouri's returnees. Russell boasts the best 3-point field goal percentage of any returning player from last year's squad. He averaged 6.3 points and 2.3 rebounds, while rating third on the team in assists (42). Love saw action in 25 games and made four starts, averaging 3.2 points. Agnew participated in 22 games and started five contests in 2019-20. He added 4.7 points and 2.1 rebounds a game. Morrison appeared in 17 games off the bench.

### Schedule

Southeast Missouri will play a 27-game schedule with 12 matchups at the Show Me Center in 2020-21. SEMO tips off the season at the Negro League Baseball Museum Classic in Kansas City on Nov. 27-28. The Redhawks face Northern Colorado (Nov. 27) and either host Kansas City or Greenville (Nov. 28) as part of the multiple team event. Home games with longtime

rival Southern Illinois (Dec. 2) and Lipscomb (Dec. 7), and road trips to Lipscomb (Dec. 9), Evansville (Dec. 15) and Indiana State (Dec. 22) fill out the Redhawks seven-game non-conference slate. SEMO meets Atlantic Sun Conference member Lipscomb for the first time in a home-and-home series this year. In order to help address issues associated with the delayed start date and to be responsive to a desire to provide additional contests within the geographic region, OVC schedules increased from 18 to 20 games for the 2020-21 season. Overall, teams will play every OVC team once and nine schools twice. Schools were given discretion to schedule their two games against their "travel partner" separate from the 18-game conference schedule in order to provide flexibility for teams to complete their non-conference schedules. One of SEMO's games against UT Martin must be scheduled before the holiday break and the other can be scheduled at any time during the basketball season. The Redhawks open their 20-game OVC schedule at UT Martin (Dec. 12) and then host the Skyhawks in their conference home-opener six days later on Dec. 18. The rest of SEMO's home conference schedule involves dates with Tennessee State (Jan. 2), Murray State (Jan. 14), Austin Peay (Jan. 16), SIU Edwardsville (Jan. 28), Eastern Illinois (Jan. 30), Tennessee Tech (Feb. 4) and Jacksonville State (Feb. 6). Away games at Tennessee Tech (Dec. 30), Belmont (Jan. 7), Tennessee State (Jan. 9), Morehead State (Jan. 21), Eastern Kentucky (Jan. 23), Murray State (Feb. 11), Austin Peay (Feb. 13), Eastern Illinois (Feb. 25) and SIU Edwardsville (Feb. 27) complete the league schedule. The 2021 OVC Men's and Women's Basketball Tournament is set for Mar. 3-6 at the Ford Center in Evansville, Indiana. It marks the fourth year in a row the event will be held at that venue. Teams will follow approved safety protocols established in partnership with the NCAA's Core Principles of Resocialization of Collegiate Basketball and OVC guidance as it evolves based on science.

**2 Jordan Love****G // 6-5 // 180 // So. // Durham, N.C.**


**Snapshot:** Saw action in 11 games off the bench... Posted a career-high four steals at Kansas City (11/28)... Scored a season-high 12 points and had a career-best six assists at Belmont (1/7), his second double-digit scoring game... Is third on the team in steals (12) and second in assists (24).

**14 Nate Johnson****C // 6-9 // 250 // Jr. // Broward County, Fla.**

**Snapshot:** Scored his first points at SEMO vs. Southern Illinois (12/2)... Had six points, three rebounds and two blocks in that game... Averages two points and 2.3 rebounds through 11 games off the bench... Third on the team with five blocks.

**3 Eric Reed, Jr.****G // 6-2 // 190 // Jr. // Baton Rouge, La.**

**Snapshot:** Second on the team in scoring with 10.4 ppg... Scored a season-best 19 points in his first game off the bench vs. Lipscomb (12/7)... Scored 17 points five days earlier vs. Southern Illinois (12/2)... Second on the team with 21 3-pointers made... Drained two or more 3-pointers in six of his last seven contests... Started six games.

**21 Nana Akenten****G // 6-6 // 215 // Jr. // Bolingbrook, Ill.**

**Snapshot:** Tied for third on the team in scoring with 9.7 ppg and leads the Redhawks with 6.2 rpg... First on the team with 22 three-pointers made and second with six blocks... Became the first Redhawk to get a double-double this season with 20 points and 11 rebounds at Belmont (1/7)... Started the last nine games.

**5 Chris Harris****G // 6-3 // 205 // R-Jr. // Antioch, Ill.**

**Snapshot:** Did not play at Belmont (1/7) due to a thumb injury... Leads SEMO and is seventh in the OVC with 14.9 ppg... Leads the Redhawks in FG made (47), is third in 3-pointers made (20) and rates third in assists (21)... Became SEMO's first 20-point scorer of the season when he had 21 at Lipscomb (12/9)... Scored a career-high 23 vs. UT Martin (12/18)... Has scored double figures in 10 of 12 career games.

**25 Nygal Russell****G // 6-4 // 205 // Jr. // Houston, Texas**

reach 100 in his career.

**Snapshot:** Third on the team with 4.9 rpg and averages 3.9 points... Notched 14 points with eight in the final 2:52 of the game to seal SEMO's win at Kansas City (11/28)... Knocked down a pair of 3-pointers in the final 57 seconds... Pulled down a career-high 11 rebounds vs. Southern Illinois (12/2)... Went over 200 career rebounds vs. UT Martin (12/18)... Needs one assist to

**10 Manny Patterson****F // 6-8 // 220 // Sr. // Chicago, Ill.**


**Snapshot:** Became eligible immediately on Dec. 17 when the NCAA voted that Division I transfers could play... Had four rebounds in five minutes off the bench vs. UT Martin (12/18)... Averages four points and three rebounds in five games... Leads the team with seven blocks.

**31 Nolan Taylor****F // 6-7 // 260 // Gr. // Keller, Texas**


**Snapshot:** Tied for third on the team in scoring with 9.7 ppg and second with 5.1 rpg... Scored double figures in six of his first 11 starts at SEMO... Established season-highs in points (16), assists (5) and minutes (28) vs. Lipscomb (12/7)... Pulled down a season-best nine rebounds at Evansville (12/15)... Ranks third on the team in free throw percentage (.659).

**11 DQ Nicholas****G // 6-1 // 180 // So. // Atlanta, Ga.**

**Snapshot:** Fourth on the team in scoring with nine ppg... Recently put up a season-high 21 points and made a career-best 17 free throws vs. Tennessee State (1/2)... Leads the team in free throw percentage (.764), assists (36) and steals (15)... Scored double figures in four of his starts.

**33 Dylan Branson****G // 6-5 // 220 // Fr. // St. Louis, Mo.**

**Snapshot:** Played in 10 games off the bench... Made his first career start at Belmont (1/7)... Scored double figures for the first time in his career when he dropped in 12 at Indiana State (12/22)... Made three 3-pointers in that game.

**12 Evan Morrison****F // 6-6 // 200 // Sr. // Lee's Summit, Mo.****Snapshot:** --**44 Darrious Agnew****F // 6-8 // 220 // Sr. // Starkville, Miss.**

**Snapshot:** Saw action for the first time this season at Indiana State (12/22)... Scored two points and had two rebounds in that game... Played in four contests... Made a 3-pointer from the left corner at Belmont (1/7).

**13 Parker Long****G // 6-2 // 175 // So. // Sikeston, Mo.**

**Snapshot:** Ruled eligible to play by the NCAA on Jan. 14... Logged six minutes in his first career game at SEMO vs. Morehead State (1/16).





## Show Me Center Media Guidelines

Media may not be on the court in a team area at any time. All media in the Show Me Center must practice social distancing before, during and after games. Media members must wear face coverings at all times. Media should not enter the facility if showing any illness-related symptoms.

### Media Entrance/Parking

Working media will need to enter through the NCAA Pass Gate located at the Northeast side of the Show Me Center. There will be no assigned parking for media. Parking is available on a first-come, first-serve basis in the East lot near the Show Me Center main entrance. Media will be given symptom and temperature checks upon entry.

### Media Row

Due to COVID-19 policies, media row at the Show Me Center will be limited to only seven spots. There will be one spot reserved for a newspaper reporter that covers each team (home beat writer, visitor beat writer/reporter) and one spot for a reporter with SEMO's student newspaper. Two spots will be assigned to each team's official radio crew (play-by-play, analyst). Visiting radio and all print reporters will be seated on the platform located at the top of Section 117. Home radio, which serves as commentators for SEMO's ESPN+ simulcasts, will be located floor level on the north side.

### Credentials

SEMO's gameday personnel, print, radio and television media will be issued Tier 3 season credentials valid for all of the Redhawks home basketball games in 2020-21. Single-game credentials will be issued to visiting team only for the spots reserved on media row (one print reporter, two radio). Credential requests need to be sent to Jeff Honza (jhonza@semo.edu or redhawk1@me.com) at least 24 hours in advance of each game. Credentials must be worn at all times in the Show Me Center. No spouses will be issued credentials for any of the media areas. Those spots are reserved for legitimate working media only.

### Tier 3

Ohio Valley Conference institutions must designate their Tier 1, 2 and 3 individuals. Print, television, ESPN+, radio and photographers are classified as Tier 3. Tier 3 individuals may provide services to the playing of the game, but shall be distanced from both Tier 1 and Tier 2 individuals. Individuals in Tier 3 do not have to be tested.

### Game Notes & Statistics

SEMO Basketball game notes will be available online at GoSoutheast.com and sent electronically to media prior to each game. No printed copies of game notes will be available at the Show Me Center. There will be no printed copies of official statistics available in-game or postgame for all basketball contests. We request you bring your own copies of any materials you need and a laptop or other device to access live statistics during games. Media should visit [Statb.us/ISEMO](http://Statb.us/ISEMO) for live statistics. A game program and roster card will be the only printed materials placed at each spot on media row.

### Photographers/Videographers

One photographer from the Southeast Missourian, KFVS 12 and The Arrow (SEMO Student Newspaper) and SEMO's videographer may shoot from a reserved area

in Sections 105, 109, 113, and 118. Those individuals can shoot from all four of those locations, but only one person can be at a location at one time. SEMO will utilize a pool photographer for all home games. All images from the pool photographer will be available to media and the visiting opponent. The SEMO Strategic Communications staff will send a link that includes all images (downloadable) from the pool photographer upon request. In the event a visiting team videographer travels, that person will also need to shoot from those same designated areas.

### Press Conferences

All postgame press conferences will be conducted virtually via Zoom. Media will be sent Zoom information and details for press conferences before every game. Head Coaches Brad Korn and Rekha Patterson, along with select student-athletes will be available. Korn and Patterson will address the media immediately following their postgame radio obligations.

### No Media Hospitality

Due to COVID-19 policies, there will be no media hospitality area at the Show Me Center. Food and beverages will not be available for all games.

**SEMO REDHAWKS**  
2020-21  
SOUTHEAST MISSOURI BASKETBALL

**2020-21 SCHEDULE**

Month	Date	Opponent	Time
November	27	vs Northern Colorado	4 p.m.
November	28	at Kansas City/Kan. State College	11 a.m./2 p.m.
December	2	SOUTHERN ILLINOIS	6:30 P.M.
December	7	LIPSCOMB	6:30 P.M.
December	9	at Lincoln	7 p.m.
December	12	at UMKC	4 p.m.
December	15	at Franklin	2 p.m.
December	18	UT MARTIN	6:30 P.M.
December	22	at Indiana State	7 p.m.
December	30	at Tennessee Tech	8 p.m.
January	2	TENNESSEE STATE	5 P.M.
January	7	at Belmont	7 p.m.
January	9	at Tennessee State	4 p.m.
January	13	MUSKOGEE STATE	8 P.M.
January	16	AUSTIN PEAY	5 P.M.
January	21	at Morehead State	6 p.m.
January	23	at Eastern Kentucky	2 p.m.
January	28	SIU EDWARDSVILLE	8 P.M.
January	30	EASTERN ILLINOIS	5 P.M.
February	4	TENNESSEE TECH	8 P.M.
February	6	JACKSONVILLE STATE	5 P.M.
February	13	at Murray State	7:30 p.m.
February	17	at Austin Peay	4 p.m.
February	18	EASTERN KENTUCKY	8 P.M.
February	19	MOREHEAD STATE	8 P.M.
February	25	at Eastern Illinois	7:30 p.m.
February	27	at SIU Edwardsville	5 p.m.
March	3	OVC Tournament First Round	Evansville, Ind.
March	4	OVC Tournament Quarterfinals	Evansville, Ind.
March	5	OVC Tournament Semifinals	Evansville, Ind.
March	6	OVC Tournament Championship	Evansville, Ind.

All Times Central & Subject to Change  
Home Games in **BOLD CAPS**  
\*Denotes Ohio Valley Conference Game  
†NBA League Baseball Museum Tip-Off Classic (Shawnee, Okla.)  
All Games Live on the Radio at Real Rock 90.3 FM

**GOSEOUTEAST.COM**

**#LETSSOAR**

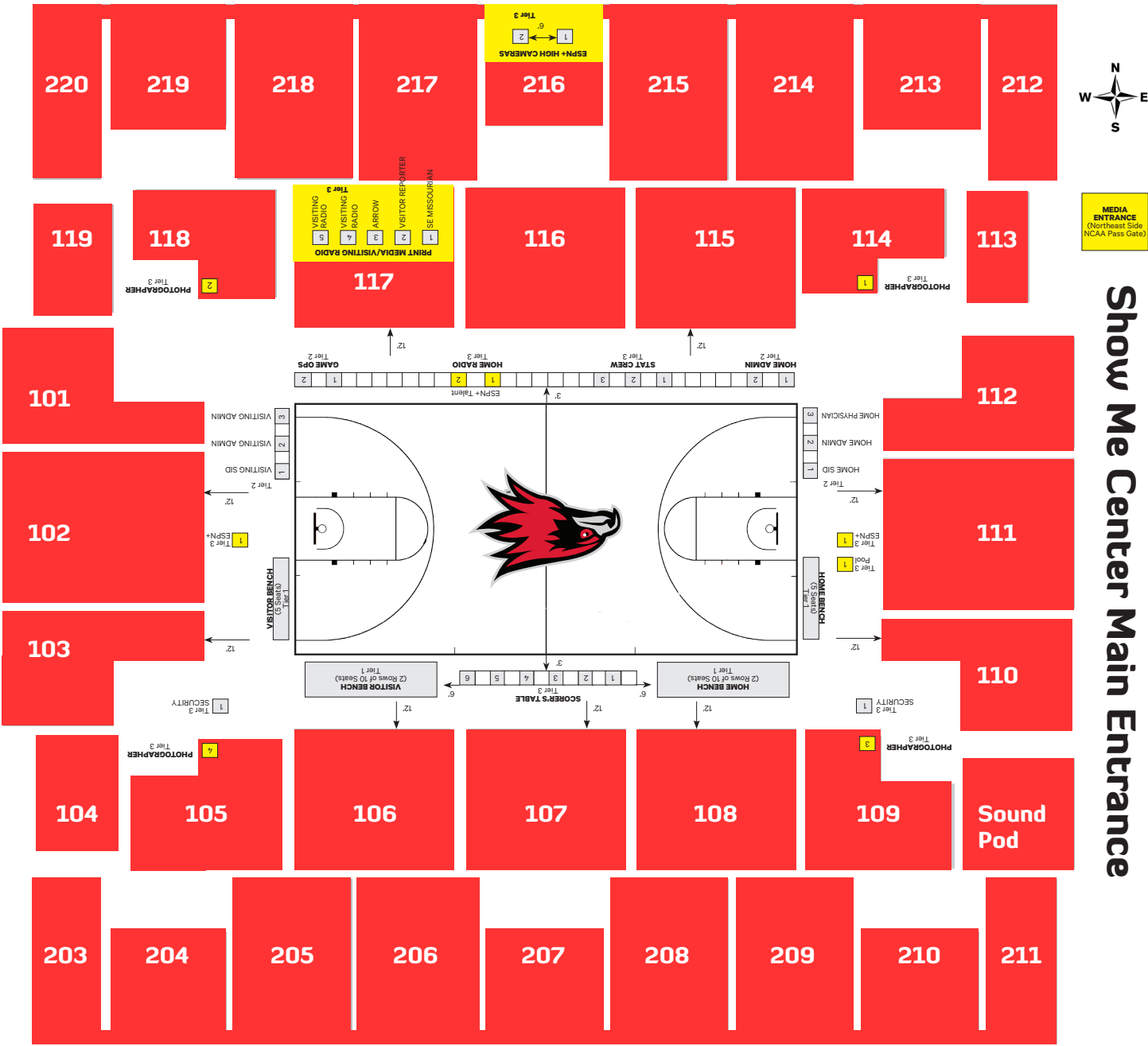
**COACHING STAFF:**  
BRAD KORN | HEAD COACH  
REKHA PATTERSON | SENIOR  
CHARLES ARNOLD | SENIOR  
EVAN HANCOCK | SENIOR  
NOLAN FARVER | SENIOR

Download the SEMO Basketball Media Guide at [GoSoutheast.com](http://GoSoutheast.com)





Media Areas in Yellow





## Numerical Roster

No.	Name	Pos.	Ht.	Wt.	Cl.	Yr.	Hometown (High School/College)
2	Jordan Love	G	6-5	180	So.	3rd	Durham, N.C. (Voyager Academy)
3	Eric Reed, Jr.	G	6-2	190	Jr.	3rd	Baton Rouge, La. (University Laboratory/Howard College)
5	Chris Harris	G	6-3	205	Jr.	4th	Antioch, Ill. (Lake Forest Academy/John A. Logan College)
10	Manny Patterson	F	6-8	220	Sr.	4th	Chicago, Ill. (Kenwood Academy/Green Bay)
11	DQ Nicholas	G	6-1	180	So.	2nd	Atlanta, Ga. (Meadowcreek H.S./Scotland Prep School (Pa.)
12	Evan Morrison	F	6-6	200	Sr.	4th	Lee's Summit, Mo. (KC Christian Academy/John Wood CC)
13	Parker Long	G	6-2	175	So.	2nd	Sikeston, Mo. (Sikeston/Maryville University)
14	Nate Johnson	C	6-9	250	Jr.	3rd	Broward County Fla. (American Heritage/Seminole State College)
21	Nana Akenten	G	6-6	215	Jr.	4th	Bolingbrook, Ill. (Bolingbrook/Nebraska)
25	Nygal Russell	G	6-4	205	Jr.	4th	Houston, Texas (Seven Lakes/ASPIRE Academy (Ky.)
31	Nolan Taylor	F	6-7	260	Sr.	5th	Keller, Texas (Keller/Cal Poly)
33	Dylan Branson	G	6-5	220	Fr.	1st	St. Louis, Mo. (Mehlville)
44	Darrious Agnew	F	6-8	220	Sr.	4th	Starkville, Miss. (Starkville/East Mississippi CC)

## Alphabetical Roster

No.	Name	Pos.	Ht.	Wt.	Cl.	Yr.	Hometown (High School/College)
44	Darrious Agnew	F	6-8	220	Sr.	4th	Starkville, Miss. (Starkville/East Mississippi CC)
21	Nana Akenten	G	6-6	215	Jr.	4th	Bolingbrook, Ill. (Bolingbrook/Nebraska)
33	Dylan Branson	G	6-5	220	Fr.	1st	St. Louis, Mo. (Mehlville)
5	Chris Harris	G	6-3	205	Jr.	4th	Antioch, Ill. (Lake Forest Academy/John A. Logan College)
14	Nate Johnson	C	6-9	250	Jr.	3rd	Broward County Fla. (American Heritage/Seminole State College)
13	Parker Long	G	6-2	175	So.	2nd	Sikeston, Mo. (Sikeston/Maryville University)
2	Jordan Love	G	6-5	180	So.	3rd	Durham, N.C. (Voyager Academy)
12	Evan Morrison	F	6-6	200	Sr.	4th	Lee's Summit, Mo. (KC Christian Academy/John Wood CC)
11	DQ Nicholas	G	6-1	180	So.	2nd	Atlanta, Ga. (Meadowcreek H.S./Scotland Prep School (Pa.)
10	Manny Patterson	F	6-8	220	Sr.	4th	Chicago, Ill. (Kenwood Academy/Green Bay)
3	Eric Reed, Jr.	G	6-2	190	Jr.	3rd	Baton Rouge, La. (University Laboratory/Howard College)
25	Nygal Russell	G	6-4	205	Jr.	4th	Houston, Texas (Seven Lakes/ASPIRE Academy (Ky.)
31	Nolan Taylor	F	6-7	260	Sr.	5th	Keller, Texas (Keller/Cal Poly)

## Head Coach

Brad Korn, First Year (Southern Illinois, 2004)

## Assitant Coaches

Keith Pickens, Third Year (Missouri State, 2013)

Dustin Yoder, First Year (Illinois, 2011)

Sam McMahon, First Year (Delaware, 2008)

## Director of Operations

Aaron Proctor, First Year (Cal State San Bernardino, 2006)

## Graduate Assistant

Collin Jasper

## Manager

C.J. Frazier



## Pronunciations

Nana Akenten.....na-nuh uh-ken-ten

Nygal Russell.....nye-juhl



**Jordan Love**  
G // 6-5 // 180 // R-So.  
Durham, N.C.



**Eric Reed, Jr.**  
G // 6-2 // 190 // Jr.  
Baton Rouge, La.



**Chris Harris**  
G // 6-3 // 205 // R-Jr.  
Antioch, Ill.



**Manny Patterson**  
F // 6-8 // 220 // Sr.  
Chicago, Ill.



**DQ Nicholas**  
G // 6-1 // 180 // So.  
Atlanta, Ga.



**Evan Morrison**  
F // 6-6 // 200 // Sr.  
Lee's Summit, Mo.



**Parker Long**  
G // 6-2 // 175 // So.  
Sikeston, Mo.



**Nate Johnson**  
C // 6-9 // 250 // Jr.  
Broward County, Fla.



**Nana Akenten**  
G // 6-6 // 215 // R-Jr.  
Bolingbrook, Ill.



**Nygal Russell**  
G // 6-4 // 205 // R-Jr.  
Durham, N.C.



**Nolan Taylor**  
F // 6-7 // 260 // R-Sr.  
Keller, Texas



**Dylan Branson**  
G // 6-5 // 220 // Fr.  
St. Louis, Mo.



**Darrious Agnew**  
F // 6-8 // 220 // Sr.  
Starkville, Miss.



**Brad Korn**  
Head Coach // First Year  
Southern Illinois, 2004



**Keith Pickens**  
Assistant Coach // Third Year  
Missouri State, 2013



**Dustin Yoder**  
Assistant Coach // First Year  
Illinois, 2011



**Sam McMahon**  
Assistant Coach // First Year  
Delaware, 2008



**Aaron Proctor**  
Director of Operations  
Cal State San Bernardino, 2006



**Collin Jasper**  
Graduate Assistant





# BRAD KORN

HEAD COACH

FIRST YEAR // SOUTHERN ILLINOIS, 2004

**B**rad Korn was named head coach at Southeast Missouri on Mar. 23, 2020.

Korn is the seventh head coach in SEMO's NCAA Division I era (since 1991-92). He spent five years at Big 12 Conference member Kansas State working the last four seasons as an assistant coach and one as the program's Director of Operations.

In four years back at K-State after returning following a three-year stint at Missouri State (2013-16), Korn helped the Wildcats to 82 wins and three-straight NCAA Tournament appearances. K-State posted back-to-back 25-win campaigns for the first time in school history (2017-18, 2018-19).

During his first year back in 2016-17, the squad won 21 games, including eight over teams that advanced to the

postseason, and knocked off Wake Forest in the NCAA First Four before losing to #18 Cincinnati in the NCAA South Regional First Round.

Working primarily with the post players, Korn was a big influence on the development of two-time All-Big 12 First Team selection Dean Wade, who became the fourth Wildcat to earn All-Big 12 First-Team honors in 2018 and just the second to do so in back-to-back seasons. Wade is one of just three players to rank in the school's Top 10 in both career scoring (1,510) and rebounding (685). He was instrumental in the progress of Makol Mawien, who has started all 103 games in his K-State career and emerged as one of the top big men in the Big 12.

Korn was also key in the growth of All-Big 12 selections

Wesley Iwundu and D.J. Johnson during his first season as an assistant coach in 2016-17. Iwundu, who was twice named Third Team All-Big 12, became the first Wildcat since 2008 to be taken in the NBA Draft when he was selected with 33rd overall pick by the Orlando Magic. Johnson, an honorable mention all-league selection, broke the career field goal percentage record at 59.5 percent, while setting the single-season mark for the second consecutive season at 62.3 percent in 2016-17.

Korn spent one season on Bruce Weber's inaugural staff at K-State as Director of Operations in 2012-13, helping the Wildcats to a 27-8 overall record and their first-ever Big 12 regular-season title. It was the school's first conference title since 1977, while the 27 wins

rated second-most in school history.

Overall, he has 15 years of Division I experience, which includes time at his alma mater – Southern Illinois (2004-12).

Korn has extensive ties to Weber after playing his first four years (1999-2003) for him at Southern Illinois. He redshirted in 1999-2000 before playing the next three years for Weber. He concluded his playing career for (current Purdue head coach) Matt Painter in 2003-04 before spending the next eight years (2004-12) at SIU as an assistant for then-Saluki head coach and current K-State associate head coach Chris Lowery.

Korn returned to Manhattan in May 2016 after three seasons at Missouri State, where he served as an assistant coach to then-head coach Paul Lusk from 2013-16. At MSU, he helped the





Bears to 44 wins, including a 20-win season and a trip to the CollegelInsider.com Tournament in 2013-14.

Korn helped mentor a number of All-Missouri Valley honorees during his stay at Missouri State, including 2014 All-MVC Second-Team selection Jarmar Gulley and 2016 MVC Newcomer of the Year Dequon Miller. In addition, he coached three MVC All-Freshman Team honorees in Austin Ruder in 2014 and Obediah Church and Jarred Dixon in 2016 as well as two Most Improved Team members (Dorrian Williams in 2015 and Chris Kendrix in 2016).

Prior to his first stint at K-State, Korn spent eight years (2004-12) at Southern Illinois, including his final six years as a full-time assistant under Lowery. He helped the Salukis post a 145-116 (.556) overall record with four postseason appearances,

two Missouri Valley Conference championships and one State Farm Missouri Valley Conference Tournament title. The squad won 20 or more games and advanced to the NCAA Tournament on three occasions (2005, 2006, 2007) during his tenure as an assistant coach, including a 2007 trip to the Sweet 16. He was a graduate assistant at SIU his first two years before being elevated to a full-time assistant coach on Jan. 31, 2006.

A native of Plano, Illinois, Korn helped the Salukis through one of their greatest periods of success from 1999 to 2004. The squad went from 16 wins his redshirt-freshman season to three consecutive NCAA Tournament appearances under Weber and Painter. He was also a part of three Missouri Valley regular season championships as a player.

The 6-foot-9 forward saw action in 121 games in his career, averaging 5.2 points and 2.3 rebounds in 14.5 minutes per game. As a senior, he averaged 9.7 points on 41 percent shooting with four rebounds and 1.9 assists in helping SIU to 25 wins and a 17-1 mark in MVC play. He was named to the league's Most Improved Team.

Korn earned a bachelor's degree in Marketing from Southern Illinois in 2004 and his master's degree in Administrative Studies from Missouri State in 2016. He resides in Cape Girardeau with his wife, Kristin, and daughters Brielyn and Ashtyn.



## ■ The Korn File

### Experience:

16th Year (First at SEMO)

### Hometown:

Plano, Ill.

### Birthdate:

August 22, 1981

### Alma Mater:

Southern Illinois, 2004

### Education:

B.A. Marketing (Southern Illinois)  
Master's Administrative Studies (Missouri State)

### Date Hired:

March 23, 2020

### Family:

Wife - Kristin  
Children - Brielyn, Ashtyn

### Playing Experience:

Southern Illinois, 1999-04

### Coaching Experience:

Southern Illinois, Graduate Asst., 2004-06  
Southern Illinois, Assistant Coach, 2006-12  
Kansas State, Dir. of Operations, 2012-13  
Missouri State, Assistant Coach, 2013-16  
Kansas State, Assistant Coach, 2016-20  
Southeast Missouri, 2020-pr.





## 2020-21 Statistics

RECORD:	OVERALL	HOME	AWAY	NEUTRAL
ALL GAMES	3-8	2-3	0-5	1-0
CONFERENCE	1-4	1-2	0-2	0-0
NON-CONFERENCE	2-4	1-1	0-3	1-0

#	Player	gp-gs	min	avg	Total		3-Point		F-Throw		Rebounds				pf	dq	a	to	blk	stl	pts	avg
					fg-fga	fg%	3fg-fga	3fg%	ft-fa	ft%	off	def	tot	avg								
05	HARRIS, Chris	10-10	310	31.0	47-126	.373	20-59	.339	35-54	.648	3	18	21	2.1	22	1	21	25	2	5	149	14.9
03	REED, JR., Eric	11-6	318	28.9	42-82	.512	21-44	.477	9-15	.600	12	10	22	2.0	24	0	8	14	2	8	114	10.4
31	TAYLOR, Nolan	11-11	229	20.8	40-71	.563	0-0	.000	27-41	.659	18	38	56	5.1	30	0	13	12	2	5	107	9.7
21	AKENTEN, Nana	11-9	326	29.6	36-94	.383	22-63	.349	13-18	.722	13	55	68	6.2	31	2	12	23	6	13	107	9.7
11	NICHOLAS, DQ	11-11	325	29.5	27-82	.329	3-22	.136	42-55	.764	4	38	42	3.8	32	2	36	40	2	15	99	9.0
02	LOVE, Jordan	11-0	227	20.6	23-54	.426	4-12	.333	12-24	.500	4	27	31	2.8	10	0	24	13	2	12	62	5.6
10	PATTERSON, Manny	6-0	74	12.3	9-13	.692	0-0	.000	6-8	.750	5	13	18	3.0	17	0	3	6	7	0	24	4.0
25	RUSSELL, Nygal	11-7	245	22.3	13-44	.295	6-22	.273	11-19	.579	13	41	54	4.9	30	2	13	17	3	12	43	3.9
33	BRANSON, Dylan	11-1	142	12.9	9-15	.600	6-9	.667	6-7	.857	5	14	19	1.7	19	1	12	14	1	3	30	2.7
14	JOHNSON, Nate	11-0	99	9.0	10-18	.556	0-0	.000	2-7	.286	12	13	25	2.3	15	0	4	3	5	1	22	2.0
44	AGNEW, Darrious	4-0	24	6.0	2-4	.500	1-1	1.000	2-4	.500	1	3	4	1.0	4	0	0	3	2	2	7	1.8
13	LONG, Parker	1-0	6	6.0	0-0	.000	0-0	.000	0-0	.000	0	0	0	0.0	0	0	0	1	0	0	0	0.0
Team											17	18	35				3					
Total.....		11	2325		258-603	.428	83-232	.358	165-252	.655	107	288	395	35.9	234	8	146	174	34	76	764	69.5
Opponents.....		11	2325		272-591	.460	74-210	.352	191-263	.726	70	286	356	32.4	218	-	150	147	37	74	809	73.5

TEAM STATISTICS	SEMO	OPP
SCORING	764	809
Points per game	69.5	73.5
Scoring margin	-4.1	-
FIELD GOALS-ATT	258-603	272-591
Field goal pct	.428	.460
3 POINT FG-ATT	83-232	74-210
3-point FG pct	.358	.352
3-pt FG made per game	7.5	6.7
FREE THROWS-ATT	165-252	191-263
Free throw pct	.655	.726
F-Throws made per game	15.0	17.4
REBOUNDS	395	356
Rebounds per game	35.9	32.4
Rebounding margin	+3.5	-
ASSISTS	146	150
Assists per game	13.3	13.6
TURNOVERS	174	147
Turnovers per game	15.8	13.4
Turnover margin	-2.5	-
Assist/turnover ratio	0.8	1.0
STEALS	76	74
Steals per game	6.9	6.7
BLOCKS	34	37
Blocks per game	3.1	3.4
ATTENDANCE	3627	1464
Home games-Avg/Game	5-725	5-258
Neutral site-Avg/Game	-	1-175

Date	Opponent	Score	Att.
! 11-28-20	vs Kansas City	W 71-66	175
12-02-20	SOUTHERN ILLINOIS	Lot 79-87	740
12-07-20	LIPSCOMB	W 82-77	580
12-09-20	at Lipscomb	Lot 74-80	488
12-15-20	at Evansville	Lot 63-66	0
* 12-18-20	UT MARTIN	L 67-69	748
12-22-20	at Indiana St.	L 66-72	100
* 12-30-20	at Tennessee Tech	L 63-72	430
* 01-02-21	TENNESSEE STATE	Wo2 83-79	760
* 01-07-21	at Belmont	L 66-77	271
* 01-16-21	MOREHEAD STATE	L 50-64	799

\* = Conference game

! = Negro Baseball League Museum Tip-Off Classic (Kansas City, Mo.)

Score by Periods	1st	2nd	OT	OT2	Totals
Southeast Missouri	330	391	32	11	764
Opponents	346	407	49	7	809



## 2020-21 OVC Statistics

RECORD:	OVERALL	HOME	AWAY	NEUTRAL
ALL GAMES	1-4	1-2	0-2	0-0
CONFERENCE	1-4	1-2	0-2	0-0
NON-CONFERENCE	0-0	0-0	0-0	0-0

#	Player	gp-gs	min	avg	Total		3-Point		F-Throw		Rebounds				pf	dq	a	to	blk	stl	pts	avg
					fg-fga	fg%	3fg-fga	3fg%	ft-fa	ft%	off	def	tot	avg								
05	HARRIS, Chris	4-4	127	31.8	16-51	.314	8-25	.320	16-21	.762	0	7	7	1.8	9	0	7	7	2	3	56	14.0
21	AKENTEN, Nana	5-5	163	32.6	18-51	.353	10-35	.286	7-9	.778	4	30	34	6.8	13	0	6	11	1	6	53	10.6
03	REED, JR., Eric	5-4	154	30.8	18-41	.439	9-23	.391	6-9	.667	3	2	5	1.0	8	0	6	8	1	4	51	10.2
11	NICHOLAS, DQ	5-5	155	31.0	10-33	.303	1-10	.100	23-30	.767	2	20	22	4.4	9	0	21	18	1	7	44	8.8
31	TAYLOR, Nolan	5-5	87	17.4	14-24	.583	0-0	.000	7-13	.538	5	10	15	3.0	14	0	4	7	0	3	35	7.0
02	LOVE, Jordan	5-0	88	17.6	13-24	.542	3-8	.375	5-7	.714	2	12	14	2.8	4	0	9	7	1	4	34	6.8
10	PATTERSON, Manny	5-0	65	13.0	7-10	.700	0-0	.000	5-6	.833	5	11	16	3.2	14	0	3	4	7	0	19	3.8
25	RUSSELL, Nygal	5-1	83	16.6	5-16	.313	3-9	.333	2-4	.500	4	11	15	3.0	11	0	9	6	0	5	15	3.0
33	BRANSON, Dylan	5-1	77	15.4	3-6	.500	2-3	.667	3-3	1.000	3	8	11	2.2	8	1	5	6	1	2	11	2.2
44	AGNEW, Darrious	3-0	12	4.0	1-2	.500	1-1	1.000	2-4	.500	1	1	2	0.7	2	0	0	3	1	1	5	1.7
14	JOHNSON, Nate	5-0	33	6.6	3-6	.500	0-0	.000	0-4	.000	3	3	6	1.2	7	0	0	1	2	1	6	1.2
13	LONG, Parker	1-0	6	6.0	0-0	.000	0-0	.000	0-0	.000	0	0	0	0.0	0	0	0	1	0	0	0	0.0
Team											7	12	19					2				
Total.....		5	1050		108-264	.409	37-114	.325	76-110	.691	39	127	166	33.2	99	1	70	81	17	36	329	65.8
Opponents.....		5	1050		128-275	.465	30-94	.319	75-110	.682	41	134	175	35.0	95	-	69	74	18	38	361	72.2

TEAM STATISTICS	SEMO	OPP
SCORING	329	361
Points per game	65.8	72.2
Scoring margin	-6.4	-
FIELD GOALS-ATT	108-264	128-275
Field goal pct	.409	.465
3 POINT FG-ATT	37-114	30-94
3-point FG pct	.325	.319
3-pt FG made per game	7.4	6.0
FREE THROWS-ATT	76-110	75-110
Free throw pct	.691	.682
F-Throws made per game	15.2	15.0
REBOUNDS	166	175
Rebounds per game	33.2	35.0
Rebounding margin	-1.8	-
ASSISTS	70	69
Assists per game	14.0	13.8
TURNOVERS	81	74
Turnovers per game	16.2	14.8
Turnover margin	-1.4	-
Assist/turnover ratio	0.9	0.9
STEALS	36	38
Steals per game	7.2	7.6
BLOCKS	17	18
Blocks per game	3.4	3.6
ATTENDANCE	2307	701
Home games-Avg/Game	3-769	2-350
Neutral site-Avg/Game	-	0-0

Score by Periods	1st	2nd	OT	OT2	Totals
Southeast Missouri	151	161	6	11	329
Opponents	161	187	6	7	361

Date	Opponent	Score	Att.
* 12-18-20	UT MARTIN	L 67-69	748
* 12-30-20	at Tennessee Tech	L 63-72	430
* 01-02-21	TENNESSEE STATE	Wo2 83-79	760
* 01-07-21	at Belmont	L 66-77	271
* 01-16-21	MOREHEAD STATE	L 50-64	799

\* = Conference game

! = Negro Baseball League Museum Tip-Off Classic (Kansas City, Mo.)



## SOUTHEAST MISSOURI BASKETBALL NOTES // TENNESSEE STATE

### Comparison Game-by-Game (SEMO/Opponent)

Opponent	1st	2nd	Score	Mar	Total FG	FG Pct	3-Pointers	3FG Pct	Free Throws	FT Pct	Rebounds (Mar)	Assist	T/Over	Block	Steal	Fouls
Kansas City	37/31	34/35	71-66	+5	20-41/24-52	.488/.462	10-23/4-13	.435/.308	21-35/14-23	.600/.609	31/32 (1)	12/13	17/17	5/2	11/13	22/25
Southern Illinois	31/29	40/42	79-87	(8)	31-74/25-58	.419/.431	6-19/9-21	.316/.429	11-21/28-35	.524/.800	50/37 +13	21/13	13/9	7/7	6/5	28/18
Lipscomb	39/37	43/40	82-77	+5	30-62/28-51	.484/.549	10-26/10-22	.385/.455	12-16/11-14	.750/.786	31/25 +6	19/22	7/13	1/2	6/1	12/16
Lipscomb	22/32	41/31	74-8	(6)	25-55/26-55	.455/.473	6-17/9-20	.353/.450	18-28/19-24	.643/.792	41/25 +16	8/15	21/10	3/3	7/7	22/24
Evansville	26/24	30/32	63-66	(3)	23-55/21-54	.418/.389	8-16/8-23	.500/.348	9-15/16-22	.600/.727	41/32 +9	9/8	16/9	0/4	4/4	24/17
UT Martin	31/31	36/38	67-69	(2)	23-51/25-57	.451/.439	9-27/7-17	.333/.412	12-19/12-17	.632/.706	32/33 (1)	17/12	11/9	3/2	5/6	18/17
Indiana State	24/32	42/40	66-72	(6)	21-52/20-46	.404/.435	6-17/4-17	.353/.235	18-27/28-35	.667/.800	35/30 +5	7/10	19/15	1/1	6/6	27/23
Tennessee Tech	23/38	40/34	63-72	(9)	24-54/25-52	.444/.481	7-20/6-23	.350/.261	8-14/16-25	.571/.640	30/35 (5)	16/16	19/17	1/4	5/12	19/18
Tennessee State	31/28	35/38	83-79	+4	19-53/25-54	.358/.463	5-21/7-18	.238/.389	40-51/22-28	.784/.786	31/40 (9)	10/16	17/25	5/4	14/5	26/36
Belmont	35/33	31/44	66-77	(11)	24-62/30-62	.387/.484	7-24/4-20	.292/.200	11-15/13-21	.733/.619	41/36 +5	14/17	15/11	4/6	7/7	18/8
Morehead State	31/31	19/33	50-64	(14)	18-44/23-50	.409/.460	9-22/6-16	.409/.375	5-11/12-19	.455/.632	32/31 +1	13/8	19/12	4/2	5/8	18/16
Tennessee State																
Morehead State																
Eastern Kentucky																
UT Martin																
SIU Edwardsville																
Eastern Illinois																
Murray State																
Tennessee Tech																
Jacksonville State																
Murray State																
Austin Peay																
Austin Peay																
Eastern Kentucky																
Eastern Illinois																
SIU Edwardsville																

### Points in the Paint, Second Chance Points, Points Off Turnovers, Fastbreak Points, Bench Points

Opponent	W/L	POINTS IN THE PAINT		2ND CHANCE POINTS		POINTS OFF TURNOVERS		FAST BREAK POINTS		BENCH POINTS	
		SEMO	OPP.	SEMO	OPP.	SEMO	OPP.	SEMO	OPP.	SEMO	OPP.
Kansas City	W	16	40	6	8	21	16	8	12	21	10
Southern Illinois	L	38	32	17	2	10	15	6	4	26	17
Lipscomb	W	28	32	12	1	23	7	4	2	23	8
Lipscomb	L	32	34	17	2	17	30	0	6	17	18
Evansville	L	24	20	12	7	13	12	8	9	28	14
UT Martin	L	20	26	12	7	12	8	8	2	21	11
Indiana State	L	30	24	12	7	15	18	6	18	26	19
Tennessee Tech	L	30	38	5	12	6	19	6	14	14	22
Tennessee State	W	20	32	13	10	32	24	0	2	12	33
Belmont	L	30	46	9	6	7	19	6	12	29	17
Morehead State	L	18	30	5	10	2	22	0	2	17	10
Tennessee State											
Morehead State											
Eastern Kentucky											
UT Martin											
SIU Edwardsville											
Eastern Illinois											
Murray State											
Tennessee Tech											
Jacksonville State											
Murray State											
Austin Peay											
Austin Peay											
Eastern Kentucky											
Eastern Illinois											
SIU Edwardsville											



# SOUTHEAST MISSOURI BASKETBALL NOTES // TENNESSEE STATE



## Game-by-Game Leaders

Opponent	W/L	Score	Points	Rebounds	Assists	Blocks	Steals
Kansas City	W	71-66	Harris - 18	Taylor, Russell - 7	Harris - 4	Russell - 2	Love - 4
Southern Illinois	L	79-87 <sup>OT</sup>	Reed, Jr. -17	Russell - 11	Harris - 5	Johnson, Akenten - 2	Russell - 2
Lipscomb	W	92-77	Harris, Reed, Jr. - 19	Taylor - 8	Taylor, Nicholas - 5	Taylor - 1	Nicholas - 3
Lipscomb	L	74-80 <sup>OT</sup>	Harris - 21	Russell - 8	Akenten, Love - 2	Taylor, Nicholas, Akenten - 1	Russell, Love - 2
Evansville	L	63-66 <sup>OT</sup>	Reed, Jr. - 16	Taylor - 9	Nicholas - 4	-	Nicholas, Russell, Reed, Jr., Love - 1
UT Martin	L	67-69	Harris - 23	Nicholas - 6	Russell - 6	Nicholas, Reed, Jr., Johnson - 1	Nicholas - 2
Indiana State	L	66-72	Harris - 16	Taylor, Harris - 6	Harris - 2	Agnew - 1	Nicholas, Akenten - 2
Tennessee Tech	L	63-72	Reed, Jr. - 14	Akenten - 9	Nicholas - 8	Branson - 1	Love - 2
Tennessee State	W	83-79 <sup>2OT</sup>	Nicholas - 21	Nicholas - 7	Nicholas - 5	Patterson, Harris - 2	Nicholas, Reed, Jr. - 3
Belmont	L	66-77	Akenten - 20	Akenten - 11	Love - 6	Patterson - 2	Akenten, Russell - 2
Morehead State	L	50-64	Akenten - 14	Akenten - 5	Taylor, Reed, Jr., Harris - 3	Patterson - 3	Harris - 2
Tennessee State							
Morehead State							
Eastern Kentucky							
UT Martin							
SIU Edwardsville							
Eastern Illinois							
Murray State							
Tennessee Tech							
Jacksonville State							
Murray State							
Austin Peay							
Austin Peay							
Eastern Kentucky							
Eastern Illinois							
SIU Edwardsville							

## Game-by-Game Starters

Opponent	W/L	Score	Guard	Guard	Guard	Guard	Forward	First Man Off the Bench
Kansas City	W	71-66	Nicholas	Harris	Reed, Jr.	Russell	Taylor	Akenten, 17 pts., 6 reb., 3 steals, 2 blocks, 32 min.
Southern Illinois	L	79-87 <sup>OT</sup>	Nicholas	Harris	Reed, Jr.	Russell	Taylor	Johnson, 6 pts., 3 reb., 2 blocks, 14 min.
Lipscomb	W	82-77	Nicholas	Harris	Akenten	Russell	Taylor	Reed, Jr., 19 pts., 23 min.
Lipscomb	L	74-80 <sup>OT</sup>	Nicholas	Harris	Akenten	Russell	Taylor	Reed, Jr., 5 pts., 3 reb., 30 min.
Evansville	L	63-66 <sup>OT</sup>	Nicholas	Harris	Akenten	Russell	Taylor	Johnson, 6 pts., 3 reb., 14 min.
UT Martin	L	67-69	Nicholas	Harris	Akenten	Russell	Taylor	Reed, Jr., 10 pts., 27 min.
Indiana State	L	66-72	Nicholas	Harris	Akenten	Russell	Taylor	Reed, Jr., 6 pts., 3 reb., 25 min.
Tennessee Tech	L	63-72	Nicholas	Harris	Akenten	Reed, Jr.	Taylor	Russell, 5 pts., 1 reb., 16 min.
Tennessee State	W	83-79 <sup>2OT</sup>	Nicholas	Harris	Akenten	Reed, Jr.	Taylor	Patterson, 5 pts., 3 reb., 2 blocks, 11 min.
Belmont	L	66-77	Nicholas	Branson	Akenten	Reed, Jr.	Taylor	Russell, 3 pts., 6 reb., 27 min.
Morehead State	L	50-64	Nicholas	Harris	Akenten	Reed, Jr.	Taylor	Patterson, 2 pts., 4 reb., 3 blocks, 11 min.
Tennessee State								
Morehead State								
Eastern Kentucky								
UT Martin								
SIU Edwardsville								
Eastern Illinois								
Murray State								
Tennessee Tech								
Jacksonville State								
Murray State								
Austin Peay								
Austin Peay								
Eastern Kentucky								
Eastern Illinois								
SIU Edwardsville								

## Starting Lineup Combinations

Record	Guard	Guard	Guard	Guard	Forward
1-1	Nicholas	Harris	Reed, Jr.	Russell	Taylor
1-4	Nicholas	Harris	Akenten	Russell	Taylor
1-2	Nicholas	Harris	Akenten	Reed, Jr.	Taylor
0-1	Nicholas	Branson	Akenten	Reed, Jr.	Taylor



## SOUTHEAST MISSOURI BASKETBALL NOTES // TENNESSEE STATE

	Score	FG-A	Pct.	3FG-A	Pct.	FT-A	Pct.	OFF	DEF	Total	F	A	TO	B	S
<b>Southeast Missouri</b>	<b>W, 71-66</b>	<b>20-41</b>	<b>.488</b>	<b>10-23</b>	<b>.435</b>	<b>21-35</b>	<b>.600</b>	<b>3</b>	<b>28</b>	<b>31</b>	<b>22</b>	<b>12</b>	<b>17</b>	<b>5</b>	<b>11</b>
Kansas City		24-52	.462	4-13	.308	14-23	.609	7	25	32	25	13	17	2	13
<b>Southeast Missouri</b>	<b>L, 79-87 <sup>OT</sup></b>	<b>31-74</b>	<b>.419</b>	<b>6-19</b>	<b>.316</b>	<b>11-21</b>	<b>.524</b>	<b>18</b>	<b>32</b>	<b>50</b>	<b>28</b>	<b>21</b>	<b>13</b>	<b>7</b>	<b>6</b>
Southern Illinois		25-58	.431	9-21	.429	28-35	.800	4	33	37	18	13	9	7	5
<b>Southeast Missouri</b>	<b>W, 82-77</b>	<b>30-62</b>	<b>.484</b>	<b>10-26</b>	<b>.385</b>	<b>12-16</b>	<b>.750</b>	<b>11</b>	<b>20</b>	<b>31</b>	<b>12</b>	<b>19</b>	<b>7</b>	<b>1</b>	<b>6</b>
Lipscomb		28-51	.549	10-22	.455	11-14	.786	4	21	25	16	22	13	2	1
<b>Southeast Missouri</b>	<b>L, 74-80 <sup>OT</sup></b>	<b>25-55</b>	<b>.455</b>	<b>6-17</b>	<b>.353</b>	<b>18-28</b>	<b>.643</b>	<b>15</b>	<b>26</b>	<b>41</b>	<b>22</b>	<b>8</b>	<b>21</b>	<b>3</b>	<b>7</b>
Lipscomb		26-55	.473	9-20	.450	19-24	.792	3	22	25	24	15	10	3	7
<b>Southeast Missouri</b>	<b>L, 63-66 <sup>OT</sup></b>	<b>23-55</b>	<b>.418</b>	<b>8-16</b>	<b>.500</b>	<b>9-15</b>	<b>.600</b>	<b>10</b>	<b>31</b>	<b>41</b>	<b>24</b>	<b>9</b>	<b>16</b>	<b>0</b>	<b>4</b>
Evansville		21-54	.389	8-23	.348	16-22	.727	5	27	32	17	8	9	4	4
<b>Southeast Missouri</b>	<b>L, 67-69</b>	<b>23-51</b>	<b>.451</b>	<b>9-27</b>	<b>.333</b>	<b>12-19</b>	<b>.632</b>	<b>6</b>	<b>26</b>	<b>32</b>	<b>18</b>	<b>17</b>	<b>11</b>	<b>3</b>	<b>5</b>
UT Martin		25-57	.439	7-17	.412	12-17	.706	8	25	33	17	12	9	2	6
<b>Southeast Missouri</b>	<b>L, 66-72</b>	<b>21-52</b>	<b>.404</b>	<b>6-17</b>	<b>.353</b>	<b>18-27</b>	<b>.667</b>	<b>11</b>	<b>24</b>	<b>35</b>	<b>27</b>	<b>7</b>	<b>19</b>	<b>1</b>	<b>6</b>
Indiana State		20-46	.435	4-17	.235	28-35	.800	6	24	30	23	10	15	1	6
<b>Southeast Missouri</b>	<b>L, 63-72</b>	<b>24-54</b>	<b>.444</b>	<b>7-20</b>	<b>.350</b>	<b>8-14</b>	<b>.571</b>	<b>6</b>	<b>24</b>	<b>30</b>	<b>19</b>	<b>16</b>	<b>19</b>	<b>1</b>	<b>5</b>
Tennessee Tech		25-52	.481	6-23	.261	16-25	.640	8	27	35	18	16	17	4	12
<b>Southeast Missouri</b>	<b>W, 83-79 <sup>2OT</sup></b>	<b>19-53</b>	<b>.358</b>	<b>5-21</b>	<b>.238</b>	<b>40-51</b>	<b>.784</b>	<b>9</b>	<b>22</b>	<b>31</b>	<b>26</b>	<b>10</b>	<b>17</b>	<b>5</b>	<b>14</b>
Tennessee State		25-54	.463	7-18	.389	22-28	.786	9	31	40	36	16	25	4	5
<b>Southeast Missouri</b>	<b>L, 66-77</b>	<b>24-62</b>	<b>.387</b>	<b>7-24</b>	<b>.292</b>	<b>11-15</b>	<b>.733</b>	<b>12</b>	<b>29</b>	<b>41</b>	<b>18</b>	<b>14</b>	<b>15</b>	<b>4</b>	<b>7</b>
Belmont		30-62	.484	4-20	.200	13-21	.619	9	27	36	8	17	11	6	7
<b>Southeast Missouri</b>	<b>L, 50-64</b>	<b>18-44</b>	<b>.409</b>	<b>9-22</b>	<b>.409</b>	<b>5-11</b>	<b>.455</b>	<b>6</b>	<b>26</b>	<b>32</b>	<b>18</b>	<b>13</b>	<b>19</b>	<b>4</b>	<b>5</b>
Morehead State		23-50	.460	6-16	.375	12-19	.632	7	24	31	16	8	12	2	8
<b>Southeast Missouri</b>															
Tennessee State															
<b>Southeast Missouri</b>															
Morehead State															
<b>Southeast Missouri</b>															
Eastern Kentucky															
<b>Southeast Missouri</b>															
UT Martin															
<b>Southeast Missouri</b>															
SIU Edwardsville															
<b>Southeast Missouri</b>															
Eastern Illinois															
<b>Southeast Missouri</b>															
Murray State															
<b>Southeast Missouri</b>															
Tennessee Tech															
<b>Southeast Missouri</b>															
Jacksonville State															
<b>Southeast Missouri</b>															
Murray State															
<b>Southeast Missouri</b>															
Austin Peay															
<b>Southeast Missouri</b>															
Austin Peay															
<b>Southeast Missouri</b>															
Eastern Kentucky															
<b>Southeast Missouri</b>															
Eastern Illinois															
<b>Southeast Missouri</b>															
SIU Edwardsville															



## 2020-21 Game-by-Game Leaders Summary (# of Games)

### Points

Chris Harris.....	5
Erick Reed, Jr.....	4
Nana Akenten.....	2
DQ Nicholas.....	1

### Rebounds

Nolan Taylor.....	4
Nygal Russell.....	3
Nana Akenten.....	3
Chris Harris.....	2
DQ Nicholas.....	2

### Assists

DQ Nicholas.....	4
Chris Harris.....	4
Jordan Love.....	2
Nolan Taylor.....	2
Nana Akenten.....	1
Nygal Russell.....	1
Erick Reed, Jr.....	1

### Blocks

Nana Akenten.....	3
Manny Patterson.....	3
Nolan Taylor.....	2
Nate Johnson.....	2
DQ Nicholas.....	2
Erick Reed, Jr.....	1
Nygal Russell.....	1
Darrious Agnew.....	1
Dylan Branson.....	1
Chris Harris.....	1

### Steals

DQ Nicholas.....	5
Jordan Love.....	4
Nygal Russell.....	4
Erick Reed, Jr.....	2
Nana Akenten.....	2
Chris Harris.....	1

### Dunks (# for 2020-21 Season)

Nana Akenten.....	4
Nate Johnson.....	2
Jordan Love.....	1

### Games Played/Started

	2020-21	Career
Nygal Russell	11/7	70/23
DQ Nicholas	11/11	41/30
Jordan Love	11/0	36/4
Darrious Agnew	4/0	26/5
Evan Morrison	-	17/0
Chris Harris	10/10	12/10
Nolan Taylor	11/11	11/11
Erick Reed, Jr.	11/6	11/6
Nana Akenten	11/9	11/9
Nate Johnson	11/0	11/0
Dylan Branson	11/1	11/1
Manny Patterson	6/0	6/0
Parker Long	1/0	1/0

## Career Ledger

### Double-Digit Point Games

	2020-21	Career
DQ Nicholas.....	4	13
Nygal Russell.....	1	12
Chris Harris.....	8	10
Nolan Taylor.....	6	6
Erick Reed, Jr.....	6	6
Jordan Love.....	2	4
Nana Akenten.....	4	4
Darrious Agnew.....	-	3
Dylan Branson.....	1	1

### Double-Digit Rebound Games

	2020-21	Career
Nygal Russell.....	1	1
Nana Akenten.....	1	1

### 20+ Point Games

	2020-21	Career
DQ Nicholas.....	1	4
Chris Harris.....	2	2
Nygal Russell.....	-	1

### 8+ Rebound Games

	2020-21	Career
Nygal Russell.....	2	3
Nolan Taylor.....	2	2
Nana Akenten.....	2	2

### 5+ Assist Games

	2020-21	Career
Nygal Russell.....	1	5
DQ Nicholas.....	3	4
Jordan Love.....	-	1
Chris Harris.....	1	1
Nolan Taylor.....	1	1
Nana Akenten.....	1	1

### 3+ Steal Games

	2020-21	Career
DQ Nicholas.....	2	3
Nygal Russell.....	-	2
Jordan Love.....	1	1
Nana Akenten.....	1	1
Erick Reed, Jr.....	1	1

### Double-Doubles

	2020-21	Career
Nana Akenten.....	1	1

## SEMO's 2020-21 Record:

At Home.....	2-3
On the Road.....	0-5
At Neutral Sites.....	1-0
In Ohio Valley Conference Games.....	1-4
In November.....	1-0
In December.....	1-6
In January.....	1-2
In February.....	0-0
In March.....	0-0
Leading at the Half.....	3-3
Trailing at the Half.....	0-3
Tied at the Half.....	0-2
In Overtime Games.....	1-3
The Redhawks Score First.....	1-3
In 1-4 Point Games.....	1-2
In 5-9 Point Games.....	2-4
In 10-14 Point Games.....	0-2
In 15+ Point Games.....	0-0
Leading with Five Minutes Left in Regulation.....	2-2
Trailing with Five Minutes Left in Regulation.....	1-6
Tied with Five Minutes Left in Regulation.....	0-0
Scoring Less than 50 Points.....	0-0
Scoring 50-59 Points.....	0-1
Scoring 60-69 Points.....	0-5
Scoring 70-79 Points.....	1-2
Scoring 80-89 Points.....	2-0
Scoring 90-99 Points.....	0-0
Scoring 100 or more Points.....	0-0
Giving up Less Than 50 Points.....	0-0
Giving up 50-59 Points.....	0-0
Giving up 60-69 Points.....	1-3
Giving up 70-79 Points.....	2-3
Giving up 80-89 Points.....	0-2
Giving up 90-99 Points.....	0-0
Giving up 100 or more Points.....	0-0
Shooting 50% or Better from the Field.....	0-0
Shooting Less Than 50% from the Field.....	3-8
Opponent Shoots 50% or Better from the Field.....	1-0
Opponent Shoots Less Than 50% from the Field.....	2-8
Outshooting Opponent.....	1-2
Outshot by Opponent.....	2-6
Field Goal Percentage is Tied.....	0-0
Shooting 50% or Better from 3-Point Range.....	0-1
Shooting Less Than 50% from 3-Point Range.....	3-7
Opponent Shoots 50% or Better from 3-Point Range.....	0-0
Opponent Shoots Less Than 50% from 3-Point Range.....	3-8
Shooting 50% or Better from the Free Throw Line.....	3-7
Shooting Less Than 50% from the Free Throw Line.....	0-1
Opponent Shoots 50% or Better from the Free Throw Line.....	3-7
Opponent Shoots Less Than 50% from the Free Throw Line.....	0-1
Shooting More Free Throws Than Opponent.....	3-1
Shooting Less Free Throws Than Opponent.....	0-6
Free Throws are Tied.....	0-1
Southeast's Starters Outscore Opponent's Starters.....	1-0
Opponent's Starters Outscore Southeast's Starters.....	2-8
Starter Scoring is Tied.....	0-0
Bench Outscores Opponent.....	2-6
Opponent Bench Outscores Southeast.....	1-2
Bench Scoring is Tied.....	0-0
Bench Contributes Double Figures in Points.....	3-8
No Redhawk Players Score Double Figures.....	0-0
Two Redhawk Players Score Double Figures.....	0-3
3+ Redhawk Players Score Double Figures.....	3-4
Outrebounding an Opponent.....	1-6
Opponent Outrebounds Southeast.....	2-2
Rebounds are Tied.....	0-0
Getting 10+ Assists.....	3-5
Getting 10+ Steals.....	2-0
Getting 5+ Blocks.....	2-1
Forcing more Turnovers than Opponent.....	2-1
Committing more Turnovers than Opponent.....	0-7
Turnovers are Tied.....	1-0



## DARRIOUS AGNEW

# 44

**2020-21:** Played in four games off the bench...Saw his first action of the season when he logged 12 minutes at Indiana State (12/22)...Scored two points and grabbed two rebounds against the Sycamores...Made a 3-pointer at Belmont (1/7).

### Agnew's Game-by-Game Statistics

2020-21	FG	3P	FT	O/D	REB	E	PTS	A	TO	B	S	M
vs. Kansas City	DNP	-	-	-	-	-	-	-	-	-	-	-
Southern Illinois	DNP	-	-	-	-	-	-	-	-	-	-	-
Lipscomb	DNP	-	-	-	-	-	-	-	-	-	-	-
at Lipscomb	DNP	-	-	-	-	-	-	-	-	-	-	-
at Evansville	DNP	-	-	-	-	-	-	-	-	-	-	-
UT Martin	DNP	-	-	-	-	-	-	-	-	-	-	-
at Indiana State	1-2	0-0	0-0	0/2	2	2	2	0	0	1	1	12
at Tennessee Tech	0-1	0-0	0-0	0/0	0	0	0	0	0	0	0	3
Tennessee State	0-0	0-0	1-2	1/1	2	0	1	0	2	0	1	5
at Belmont	1-1	1-1	1-2	0/0	0	2	4	0	1	1	0	4
Morehead State	DNP	-	-	-	-	-	-	-	-	-	-	-
at Tennessee State												
at Morehead State												
at Eastern Kentucky												
at UT Martin												
SIU Edwardsville												
Eastern Illinois												
Murray State												
Tennessee Tech												
Jacksonville State												
at Murray State												
at Austin Peay												
Austin Peay												
Eastern Kentucky												
at Eastern Illinois												
at SIU Edwardsville												
Totals	2-4	1-1	2-4	1/3	4	4	7	0	3	2	2	24

\* - Game Started

### 2020-21 Season-Highs

Points.....	4	at Belmont (1/7/21)
Total Rebounds.....	2	2x, last vs. Tennessee State (1/2/21)
Offensive.....	1	vs. Tennessee State (1/2/21)
Defensive.....	2	at Indiana State (12/22/20)
FG Made.....	1	2x, last at Belmont (1/7/21)
FG Attempted.....	2	at Indiana State (12/22/20)
3-Point FG Made.....	1	at Belmont (1/7/21)
3-Point FG Attempted.....	1	at Belmont (1/7/21)
FT Made.....	1	2x, last at Belmont (1/7/21)
FT Attempted.....	2	2x, last at Belmont (1/7/21)
Assists.....	-	-
Blocks.....	1	2x, last at Belmont (1/7/21)
Steals.....	1	2x, last vs. Tennessee State (1/2/21)
Minutes.....	12	at Indiana State (12/22/20)

### Career-Highs

Points.....	17	at Youngstown State (12/15/19)
Total Rebounds.....	6	2x, last at Youngstown State (12/15/19)
Offensive.....	3	vs. Cal State Fullerton (11/27/19)
Defensive.....	4	2x, last vs. Murray State (1/18/20)
FG Made.....	8	at Youngstown State (12/15/19)
FG Attempted.....	14	at Youngstown State (12/15/19)
3-Point FG Made.....	1	3x, last at Belmont (1/7/21)
3-Point FG Attempted.....	2	vs. Cal State Fullerton (11/27/19)
FT Made.....	5	at Santa Clara (11/29/19)
FT Attempted.....	6	at Santa Clara (11/29/19)
Assists.....	4	at Drake (12/7/19)
Blocks.....	1	at Indiana State (12/22/20)
Steals.....	2	3x, last at Youngstown State (12/15/19)
Minutes.....	22	vs. Murray State (1/18/20)

### Agnew's Career Statistics at Southeast Missouri

Overall																					
Season	G-GS	Min	Avg	FG-FGA	Pct	3FG-3FGA	Pct	FT-FTA	Pct	Off	Def	Tot	Avg	PF	FO	A	TO	Blk	Stl	Pts	Avg
2019-20	22-5	234	10.6	39-93	.419	2-8	.250	23-35	.657	15	31	46	2.1	35	1	10	20	0	11	103	4.7
2020-21	4-0	24	6.0	2-4	.500	1-1	1.000	2-4	.500	1	3	4	1.0	4	0	3	2	2	7	1.8	
Total	26-5	258	9.9	41-97	.423	3-9	.333	25-39	.641	16	34	50	1.9	39	1	10	23	2	13	110	4.2

Ohio Valley Conference Games Only																					
Season	G-GS	Min	Avg	FG-FGA	Pct	3FG-3FGA	Pct	FT-FTA	Pct	Off	Def	Tot	Avg	PF	FO	A	TO	Blk	Stl	Pts	Avg
2019-20	9-0	59	6.6	5-21	.238	0-1	.000	6-9	.667	3	8	11	1.2	9	1	3	4	0	2	16	1.8
2020-21	3-0	12	4.0	1-2	.500	1-1	1.000	2-4	.500	1	1	2	0.7	2	0	0	3	1	1	5	1.7
Total	12-0	71	5.9	6-23	.261	1-2	.500	8-13	.615	4	9	13	1.1	11	1	3	7	1	3	21	1.8









// Guard  
// 6-6 // 215  
// Junior (4)  
// Bolingbrook, Ill.  
// Bolingbrook H.S.  
// Nebraska

NANA AKENTEN

21

**2020-21:** Tied for third on the team in scoring and first in rebounding with 9.7 points and 6.2 rebounds per game, respectively...Ranks first on the team in 3-point field goals made (22)...Is second on the team with six blocks...Ranks eighth in the league in rebounding and tied for fifth in 3-point field goals made (2.0 per game)...Made a big Southeast Missouri debut when he came off the bench to score 17 points, including 16 in the first half at Kansas City (11/28)...Shot 6-of-12 from the field and finished with a game-high four 3-pointers against the Roos...Had two assists, three steals, two blocks and made a beyond halfcourt shot in that game...Followed that up with eight points and eight rebounds vs. Southern Illinois (12/2)...Scored nine points and had seven rebounds in his first career SEMO start vs. Lipscomb (12/7)...Started each of the last nine games...Scored double figures in four contests...Became the first Redhawk to get a double-double in 2020-21 when he scored 20 points and grabbed 11 rebounds at Belmont (1/7).

**Nebraska:** Played in 28 games in 2018-19, averaging 4.3 points and 2.5 rebounds per game while being one of the Huskers' first subs off the bench...His two starts came against Oklahoma State and Cal State Fullerton...Ranked sixth on the team with 24 three-pointers and shot 30 percent from long range...Reached double figures three times with a career-high 19 points in 13 minutes against Mississippi Valley State in the season-opener...Made a career-high five 3-pointers in that game, one of four contests with at least three 3-pointers...Had 11 points on 4-of-6 shooting in a win over Missouri State and 11 points on 5-of-7 field goals at #9 Michigan...Scored five or more points 10 times, including three times in Big Ten Conference play...Missed Nebraska's last six games due to a suspension for violation of team rules that led to his decision to transfer on Apr. 17, 2019...Provided depth on the wing as a freshman in 2017-18...Saw action in seven games, tallying seven points and two rebounds in 21 minutes...Made 3-pointers against Marist and Delaware State...Played a season-high six minutes at #3 Michigan State.

### Akenten's Game-by-Game Statistics

2020-21	FG	3P	FT	O/D	REB	E	PTS	A	TO	B	S	M
vs. Kansas City	6-12	4-9	1-2	0/6	6	2	17	2	2	2	3	32
Southern Illinois	3-7	1-4	1-2	1/7	8	5	8	1	5	2	1	32
Lipscomb*	3-10	3-6	0-0	3/4	7	1	9	0	1	0	0	29
at Lipscomb*	1-3	0-2	0-0	1/3	4	2	2	2	2	1	1	22
at Evansville*	4-6	4-4	2-2	3/2	5	3	14	0	1	0	0	28
UT Martin*	2-7	1-5	0-0	0/3	3	2	5	2	1	0	1	30
at Indiana State*	1-5	0-3	2-3	1/3	4	5	4	1	1	0	2	20
at Tennessee Tech*	3-13	2-8	0-0	1/8	9	3	8	2	3	0	0	33
Tennessee State*	1-5	0-4	4-4	0/6	6	3	6	0	3	0	2	37
at Belmont*	7-17	3-11	3-4	1/10	11	3	20	2	1	0	2	35
Morehead State*	5-9	4-7	0-1	2/3	5	2	14	0	3	1	1	28
at Tennessee State												
at Morehead State												
at Eastern Kentucky												
at UT Martin												
SIU Edwardsville												
Eastern Illinois												
Murray State												
Tennessee Tech												
Jacksonville State												
at Murray State												
at Austin Peay												
Austin Peay												
Eastern Kentucky												
at Eastern Illinois												
at SIU Edwardsville												
Totals	36-94	22-63	13-18	13/55	68	31	107	12	23	6	13	326

\* - Game Started

### 2020-21 Season/Career-Highs


Points .....	20	at Belmont (1/7/21)
Total Rebounds .....	11	at Belmont (1/7/21)
Offensive .....	3	2x, last at Evansville (12/15/20)
Defensive .....	10	at Belmont (1/7/21)
FG Made .....	7	at Belmont (1/7/21)
FG Attempted .....	17	at Belmont (1/7/21)
3-Point FG Made .....	4	3x, last vs. Morehead State (1/16/21)
3-Point FG Attempted .....	11	at Belmont (1/7/21)
FT Made .....	4	vs. Tennessee State (1/2/21)
FT Attempted .....	4	2x, last at Belmont (1/7/21)
Assists .....	2	5x, last at Belmont (1/7/21)
Blocks .....	2	2x, last vs. Southern Illinois (12/2/20)
Steals .....	3	vs. Kansas City (11/28/20)
Minutes .....	37	vs. Tennessee State (1/2/21)

### Akenten's Career Statistics at Southeast Missouri

Overall																					
Season	G-GS	Min	Avg	FG-FGA	Pct	3FG-3FGA	Pct	FT-FTA	Pct	Off	Def	Tot	Avg	PF	FO	A	TO	Blk	Stl	Pts	Avg
2020-21	11-9	326	29.6	36-94	.383	22-63	.349	13	18	.722	13	55	68	6.2	31	2	12	23	6	13	107

#### Ohio Valley Conference Games Only

Season	G-GS	Min	Avg	FG-FGA	Pct	3FG-3FGA	Pct	FT-FTA	Pct	Off	Def	Tot	Avg	PF	FO	A	TO	Blk	Stl	Pts	Avg
2020-21	5-5	163	32.6	18-51	.353	10-35	.286	7-9	.778	4	30	34	6.8	13	0	6	11	1	6	53	10.6



**DYLAN BRANSON**

**33**

## Branson's Game-by-Game Statistics

2020-21	FG	3P	FT	O/D	REB	E	PTS	A	TO	B	S	M
vs. Kansas City	0-0	0-0	0-0	0/0	0	1	0	0	2	0	1	5
Southern Illinois	1-3	0-1	0-0	1/3	4	3	2	3	0	0	0	8
Lipscomb	0-1	0-1	0-0	0/0	0	1	0	1	0	0	0	8
at Lipscomb	1-1	0-0	0-0	0/0	0	3	2	1	2	0	0	13
at Evansville	1-1	1-1	0-0	0/0	0	1	3	1	0	0	0	11
UT Martin	0-0	0-0	0-0	0/1	1	1	0	0	0	0	0	7
at Indiana State	3-3	3-3	3-4	1/3	4	2	12	1	4	0	0	20
at Tennessee Tech	1-1	0-0	0-0	0/0	0	1	2	1	2	1	0	11
Tennessee State	0-1	0-0	0-0	1/1	2	5	0	2	1	0	1	22
at Belmont*	0-1	0-1	3-3	2/2	4	0	3	2	1	0	0	18
Morehead State	2-3	2-2	0-0	0/4	4	1	6	0	2	0	1	19
at Tennessee State												
at Morehead State												
at Eastern Kentucky												
at UT Martin												
SIU Edwardsville												
Eastern Illinois												
Murray State												
Tennessee Tech												
Jacksonville State												
at Murray State												
at Austin Peay												
Austin Peay												
Eastern Kentucky												
at Eastern Illinois												
at SIU Edwardsville												
Totals	9-15	6-9	6-7	5/14	19	19	30	12	14	1	3	142

\* - Game Started

## 2020-21 Season/Career-Highs

Points .....	12	at Indiana State (12/22/20)
Total Rebounds .....	4	4x, last vs. Morehead State (1/16/21)
Offensive .....	2	at Belmont (1/7/21)
Defensive .....	4	vs. Morehead State (1/16/21)
FG Made .....	3	at Indiana State (12/22/20)
FG Attempted .....	3	3x, last vs. Morehead State (1/16/21)
3-Point FG Made .....	3	at Indiana State (12/22/20)
3-Point FG Attempted .....	3	at Indiana State (12/22/20)
FT Made .....	3	2x, last at Belmont (1/7/21)
FT Attempted .....	4	at Indiana State (12/22/20)
Assists .....	3	vs. Southern Illinois (12/2/20)
Blocks .....	1	at Tennessee Tech (12/30/20)
Steals .....	1	3x, last vs. Morehead State (1/16/21)
Minutes .....	20	at Indiana State (12/22/20)

## Branson's Career Statistics at Southeast Missouri

Season	G-GS	Min	Avg	FG-FGA	Pct	3FG-3FGA	Pct	FT-FTA	Pct	Off	Def	Tot	Avg	PF	FO	A	TO	Blk	Stl	Pts	Avg
2020-21	11-1	142	12.9	9-15	.600	6-9	.667	6-7	.857	5	14	19	1.7	19	1	12	14	1	3	30	2.7
Ohio Valley Conference Games Only																					
Season	G-GS	Min	Avg	FG-FGA	Pct	3FG-3FGA	Pct	FT-FTA	Pct	Off	Def	Tot	Avg	PF	FO	A	TO	Blk	Stl	Pts	Avg
2020-21	5-1	77	15.4	3-6	.500	2-3	.667	3-3	1.000	3	8	11	2.2	8	1	5	6	1	2	11	2.2



# CHRIS HARRIS

5

**2020-21:** Missed his first game of the season at Belmont (1/7) due to a thumb injury...Leads the Redhawks in scoring (14.9 ppg) and field goals made (47) through 10 starts...Is third on the team in 3-point field goals made (20)...Ranks seventh in the Ohio Valley Conference in scoring...Is tied for fifth in the conference in 3-point field goals made and 11th in minutes played (31 mpg)...Became the first Redhawk to score 20 points this season when he dropped in 21 at Lipscomb (12/9)...Buried four 3-pointers in that game...Poured in a career-high 23 points and made the game-tying 3-pointer with eight seconds left vs. UT Martin (12/18)...Scored 19 points vs. Lipscomb (12/7)...Scored 18 points and played 35 minutes at Kansas City (11/28)...Made five free throws, buried three 3-pointers, grabbed three rebounds and dished out four assists in the Redhawks season-opener...Logged his first career start against the Roos...Added 15 points and had five assists vs. Southern Illinois (12/2)...Scored double figures in 10 of his 12 career games...Finished as the Redhawks top scorer in five games...Buried multiple 3-pointers in six of his starts...Averages 14 points per game in OVC play.

## Harris' Game-by-Game Statistics

2020-21	FG	3P	FT	O/D	REB	E	PTS	A	TO	B	S	M
vs. Kansas City*	5-9	3-6	5-11	1/2	3	1	18	4	4	0	0	35
Southern Illinois*	6-15	1-6	2-2	1/0	1	5	15	5	2	0	1	22
Lipscomb*	7-13	3-7	2-2	0/0	0	0	19	3	2	0	1	30
at Lipscomb*	7-17	4-8	3-8	0/2	2	2	21	0	4	0	0	35
at Evansville*	1-9	0-3	2-3	0/2	2	4	4	0	4	0	0	25
UT Martin*	7-14	2-5	7-10	0/1	1	2	23	1	3	0	0	32
at Indiana State*	5-12	1-4	5-7	1/5	6	1	16	2	2	0	0	36
at Tennessee Tech*	3-9	2-4	3-4	0/3	3	2	11	2	3	0	0	24
Tennessee State*	4-18	3-10	6-7	0/1	1	4	17	1	1	2	1	43
at Belmont	DNP	-	-	-	-	-	-	-	-	-	-	-
Morehead State*	2-10	1-6	0-0	0/2	2	1	5	3	0	0	2	28
at Tennessee State												
at Morehead State												
at Eastern Kentucky												
at UT Martin												
SIU Edwardsville												
Eastern Illinois												
Murray State												
Tennessee Tech												
Jacksonville State												
at Murray State												
at Austin Peay												
Austin Peay												
Eastern Kentucky												
at Eastern Illinois												
at SIU Edwardsville												
Totals	47-126	20-59	35-54	3/18	21	22	149	21	25	2	5	310

\* - Game Started

## 2020-21 Season-Highs

Points .....	23	vs. UT Martin (12/18/20)
Total Rebounds .....	6	at Indiana State (12/22/20)
Offensive .....	1	3x, last at Indiana State (12/22/20)
Defensive .....	5	at Indiana State (12/22/20)
FG Made .....	7	3x, last vs. UT Martin (12/18/20)
FG Attempted .....	18	vs. Tennessee State (1/2/21)
3-Point FG Made .....	4	at Lipscomb (12/9/20)
3-Point FG Attempted .....	10	vs. Tennessee State (1/2/21)
FT Made .....	7	vs. UT Martin (12/18/20)
FT Attempted .....	11	vs. Kansas City (11/28/20)
Assists .....	5	vs. Southern Illinois (12/2/20)
Blocks .....	2	vs. Tennessee State (1/2/21)
Steals .....	2	vs. Morehead State (1/16/21)
Minutes .....	43	vs. Tennessee State (1/2/21)

## Career-Highs

Points .....	23	vs. UT Martin (12/18/20)
Total Rebounds .....	6	at Indiana State (12/22/20)
Offensive .....	1	3x, last at Indiana State (12/22/20)
Defensive .....	5	2x, last at Indiana State (12/22/20)
FG Made .....	7	3x, last vs. UT Martin (12/18/20)
FG Attempted .....	18	vs. Tennessee State (1/2/21)
3-Point FG Made .....	4	at Lipscomb (12/9/20)
3-Point FG Attempted .....	10	vs. Tennessee State (1/2/21)
FT Made .....	7	2x, last vs. UT Martin (12/18/20)
FT Attempted .....	11	vs. Kansas City (11/28/20)
Assists .....	5	vs. Southern Illinois (12/2/20)
Blocks .....	2	vs. Tennessee State (1/2/21)
Steals .....	2	vs. Morehead State (1/16/21)
Minutes .....	43	vs. Tennessee State (1/2/21)

## Harris' Career Statistics at Southeast Missouri

Overall																				
Season	G-GS	Min	Avg	FG-FGA	Pct	3FG-3FGA	Pct	FT-FTA	Pct	Off	Def	Tot	Avg	PF	FO	A	TO	Blk	Stl	Pts Avg
2019-20	2-0	74	37.0	9-15	.600	5-7	.714	8-10	.800	0	6	6	3.0	5	0	2	5	1	0	31 15.5
2020-21	10-10	310	31.0	47-126	.373	20-59	.339	35-54	.648	3	18	21	2.1	22	1	21	25	2	5	149 14.9
Total	12-10	364	30.3	56-141	.397	25-66	.379	43-64	.672	3	24	27	2.3	27	1	23	30	3	5	180 15.0
Ohio Valley Conference Games Only																				
Season	G-GS	Min	Avg	FG-FGA	Pct	3FG-3FGA	Pct	FT-FTA	Pct	Off	Def	Tot	Avg	PF	FO	A	TO	Blk	Stl	Pts Avg
2020-21	4-4	127	31.8	16-51	.314	8-25	.320	16-21	.762	0	7	7	1.8	9	0	7	7	2	3	56 14.0



## NATE JOHNSON

# 14

**2020-21:** Saw action all 11 of Southeast Missouri's games off the bench...Averages two points and 2.3 rebounds per contest...Scored his first career points as a Redhawk vs. Southern Illinois (12/2)...Scored a season-high six points vs. both Southern Illinois (12/2) and Evansville (12/15)...Pulled down four rebounds, dished out two assists and had one block in 14 minutes at Kansas City (11/28), his first NCAA Division I appearance...Finished with two points and five rebounds at Lipscomb (12/9)...Ranks third on the team with five blocks.

**Seminole State College:** Spent the 2019-20 campaign at Seminole State College in Oklahoma...Was his team's top scorer and rebounder with a near double-double 12.3 points and nine rebounds per game...Also led the team in field goal percentage (.577) and blocks (25).

**St. Petersburg College:** Played his freshman season at St. Petersburg College in 2018-19...Averaged six points and five rebounds that year.

**Prep:** Played power forward at American Heritage High School.

**Personal:** Born February 5, 2000...Majoring in Psychology...Son of Wilt Johnson and Debbie Sinclair...Siblings are Chad Graham (brother), Armani Jackson (step brother) and Chanel Jackson (step sister).

### Johnson's Game-by-Game Statistics

2020-21	FG	3P	FT	O/D	REB	E	PTS	A	TO	B	S	M
vs. Kansas City	0-0	0-0	0-1	1/3	4	2	0	2	0	1	0	14
Southern Illinois	3-5	0-0	0-0	1/2	3	0	6	1	0	2	0	14
Lipscomb	1-1	0-0	0-0	1/3	4	1	2	0	1	0	0	12
at Lipscomb	1-3	0-0	0-0	3/2	5	1	2	1	0	0	0	10
at Evansville	2-3	0-0	2-2	3/0	3	3	6	0	0	0	0	15
UT Martin	1-2	0-0	0-1	0/2	2	1	2	0	0	1	0	9
at Indiana State	0-0	0-0	0-0	0/0	0	1	0	0	1	0	0	1
at Tennessee Tech	0-0	0-0	0-0	0/0	0	0	0	0	0	0	0	3
Tennessee State	1-1	0-0	0-0	1/0	1	0	2	0	0	0	1	7
at Belmont	1-2	0-0	0-2	2/1	3	3	2	0	1	1	0	7
Morehead State	0-1	0-0	0-1	0/0	0	3	0	0	0	0	0	7
at Tennessee State												
at Morehead State												
at Eastern Kentucky												
at UT Martin												
SIU Edwardsville												
Eastern Illinois												
Murray State												
Tennessee Tech												
Jacksonville State												
at Murray State												
at Austin Peay												
Austin Peay												
Eastern Kentucky												
at Eastern Illinois												
at SIU Edwardsville												
Totals	10-18	0-0	2-7	12/13	25	15	22	4	3	5	1	99

\* - Game Started

### 2020-21 Season/Career-Highs

Points .....	6	2x, last at Evansville (12/15/20)
Total Rebounds .....	5	at Lipscomb (12/9/20)
Offensive .....	3	2x, last at Evansville (12/15/20)
Defensive .....	3	2x, last vs. Lipscomb (12/7/20)
FG Made .....	3	vs. Southern Illinois (12/2/20)
FG Attempted .....	5	vs. Southern Illinois (12/2/20)
3-Point FG Made .....	-	-
3-Point FG Attempted .....	-	-
FT Made .....	2	at Evansville (12/15/20)
FT Attempted .....	2	at Evansville (12/15/20)
Assists .....	2	vs. Kansas City (11/28/20)
Blocks .....	2	vs. Southern Illinois (12/2/20)
Steals .....	1	vs. Tennessee State (1/2/21)
Minutes .....	15	at Evansville (12/15/20)

### Johnson's Career Statistics at Southeast Missouri

Overall																					
Season	G-GS	Min	Avg	FG-FGA	Pct	3FG-3FGA	Pct	FT-FTA	Pct	Off	Def	Tot	Avg	PF	FO	A	TO	Blk	Stl	Pts	Avg
2020-21	11-0	99	9.0	10-18	.556	0-0	.000	2-7	.286	12	13	25	2.3	15	0	4	3	5	1	22	2.0
Ohio Valley Conference Games Only																					
Season	G-GS	Min	Avg	FG-FGA	Pct	3FG-3FGA	Pct	FT-FTA	Pct	Off	Def	Tot	Avg	PF	FO	A	TO	Blk	Stl	Pts	Avg
2020-21	5-0	33	6.6	3-6	.500	0-0	.000	0-4	.000	3	3	6	1.2	7	0	0	1	2	1	6	1.2





**PARKER LONG**

**13**

**2020-21:** Was ruled eligible to play by the NCAA on Jan. 14...Logged six minutes in his first NCAA Division I game off the bench vs. Morehead State (1/16).

**Maryville University:** Played his freshman year at NCAA Division II member Maryville University in 2019-20...Led the Saints with 13.1 points per game, shot 42percent from the field, 79 percent at the free throw line and 40 percent from 3-point range...Dished out a team-high 100 assists for an average of nearly four per game (3.9).

**Prep:** Went to nearby Sikeston High School...Averaged 12.1 points, 6.5 assists and posted a 3.5-to-1 assist-to-turnover ratio as a senior...Shot 51 percent from the field and made 39 three-pointers at a 46 percent clip...In only two seasons at Sikeston High School, he dished out 281 assists...Earned SEMO All-Conference and All-District accolades his senior year.

**Personal:** Born July 30, 2000...Majoring in Psychology...Son of Carter and Angie Long...Played basketball with his twin brother, Owen, at Maryville University...Entered the transfer portal after Marc Striker was relieved of his duties as head coach.

### Long's Game-by-Game Statistics

2020-21	FG	3P	FT	O/D	REB	E	PTS	A	TO	B	S	M
vs. Kansas City	DNP	-	-	-	-	-	-	-	-	-	-	-
Southern Illinois	DNP	-	-	-	-	-	-	-	-	-	-	-
Lipscomb	DNP	-	-	-	-	-	-	-	-	-	-	-
at Lipscomb	DNP	-	-	-	-	-	-	-	-	-	-	-
at Evansville	DNP	-	-	-	-	-	-	-	-	-	-	-
UT Martin	DNP	-	-	-	-	-	-	-	-	-	-	-
at Indiana State	DNP	-	-	-	-	-	-	-	-	-	-	-
at Tennessee Tech	DNP	-	-	-	-	-	-	-	-	-	-	-
Tennessee State	DNP	-	-	-	-	-	-	-	-	-	-	-
at Belmont	DNP	-	-	-	-	-	-	-	-	-	-	-
Morehead State	0-0	0-0	0-0	0/0	0	0	0	0	1	0	0	6
at Tennessee State												
at Morehead State												
at Eastern Kentucky												
at UT Martin												
SIU Edwardsville												
Eastern Illinois												
Murray State												
Tennessee Tech												
Jacksonville State												
at Murray State												
at Austin Peay												
Austin Peay												
Eastern Kentucky												
at Eastern Illinois												
at SIU Edwardsville												
Totals		0-0	0-0	0-0	0/0	0	0	0	0	1	0	6

\* - Game Started

### 2020-21 Season/Career-Highs

Points .....	-
Total Rebounds .....	-
Offensive .....	-
Defensive .....	-
FG Made .....	-
FG Attempted .....	-
3-Point FG Made .....	-
3-Point FG Attempted .....	-
FT Made .....	-
FT Attempted .....	-
Assists .....	-
Blocks .....	-
Steals .....	-
Minutes .....	6

vs. Morehead State (1/16/21)

### Long's Career Statistics at Southeast Missouri

Overall																					
Season	G-GS	Min	Avg	FG-FGA	Pct	3FG-3FGA	Pct	FT-FTA	Pct	Off	Def	Tot	Avg	PF	FO	A	TO	Blk	Stl	Pts	Avg
2020-21	1-0	6	6.0	0-0	.000	0-0	.000	0-0	.000	0	0	0	0.0	0	0	0	1	0	0	0	0.0
Ohio Valley Conference Games Only																					
Season	G-GS	Min	Avg	FG-FGA	Pct	3FG-3FGA	Pct	FT-FTA	Pct	Off	Def	Tot	Avg	PF	FO	A	TO	Blk	Stl	Pts	Avg
2020-21	1-0	6	6.0	0-0	.000	0-0	.000	0-0	.000	0	0	0	0.0	0	0	0	1	0	0	0	0.0



## JORDAN LOVE

# 2

**2020-21:** Posted double figures in the scoring column for the first time this season when he had 10 points vs. Southern Illinois (12/2)...Averages 5.6 points and 2.8 rebounds in 11 games off the bench...Finished with a career-high four steals and scored four points in 27 minutes at Kansas City (11/28)...Scored a big basket to give the Redhawks a six-point lead with 2:24 left in their win over Lipscomb (12/7)...Made 4-of-6 free throws, scored eight points and pulled down five rebounds at Lipscomb (12/9)...Knocked down a career-high three 3-pointers vs. UT Martin (12/18)...Ranks third on the team in steals (12) and second in assists (24)...Scored a season-high 12 points and dished out a career-high six assists at Belmont (1/7).

### Love's Game-by-Game Statistics

2020-21	FG	3P	FT	O/D	REB	E	PTS	A	TO	B	S	M
vs. Kansas City	2-6	0-1	0-3	0/3	3	0	4	3	1	0	4	27
Southern Illinois	4-5	1-1	1-4	0/3	3	1	10	3	2	1	1	19
Lipscomb	1-3	0-1	0-0	0/2	2	0	2	4	0	0	0	21
at Lipscomb	2-6	0-1	4-6	1/4	5	2	8	2	1	0	2	29
at Evansville	1-6	0-0	1-2	1/1	2	3	3	2	2	0	1	25
UT Martin	3-7	3-6	0-0	1/1	2	2	9	2	2	0	1	19
at Indiana State	0-4	0-0	1-2	0/2	2	0	1	1	0	0	0	18
at Tennessee Tech	1-1	0-0	1-2	0/3	3	0	3	1	2	0	2	13
Tennessee State	1-3	0-0	2-3	1/1	2	0	4	0	0	1	0	12
at Belmont	5-8	0-1	2-2	0/4	4	0	12	6	1	0	0	26
Morehead State	3-5	0-1	0-0	0/3	3	2	6	0	2	0	1	18
at Tennessee State												
at Morehead State												
at Eastern Kentucky												
at UT Martin												
SIU Edwardsville												
Eastern Illinois												
Murray State												
Tennessee Tech												
Jacksonville State												
at Murray State												
at Austin Peay												
Austin Peay												
Eastern Kentucky												
at Eastern Illinois												
at SIU Edwardsville												
Totals	23-54	4-12	12-24	4/27	31	10	62	24	13	3	12	227

\* - Game Started

### 2020-21 Season/Career-Highs


Points .....	12	at Belmont (1/7/21)
Total Rebounds .....	5	at Lipscomb (12/9/20)
Offensive .....	1	4x, last vs. Tennessee State (1/2/21)
Defensive .....	4	2x, last at Belmont (1/7/21)
FG Made .....	5	at Belmont (1/7/21)
FG Attempted .....	8	at Belmont (1/7/21)
3-Point FG Made .....	3	vs. UT Martin (12/18/20)
3-Point FG Attempted .....	6	vs. UT Martin (12/18/20)
FT Made .....	4	at Lipscomb (12/9/20)
FT Attempted .....	6	at Lipscomb (12/9/20)
Assists .....	6	at Belmont (1/7/21)
Blocks .....	1	2x, last vs. Tennessee State (1/2/21)
Steals .....	4	vs. Kansas City (11/28/20)
Minutes .....	29	at Lipscomb (12/9/20)

### Career-Highs

Points .....	14	at Morehead State (1/30/20)
Total Rebounds .....	5	at Lipscomb (12/9/20)
Offensive .....	2	3x, last at UT Martin (2/29/20)
Defensive .....	4	2x, last at Belmont (1/7/21)
FG Made .....	5	at Belmont (1/7/21)
FG Attempted .....	11	2x, last at Eastern Kentucky (2/1/20)
3-Point FG Made .....	3	vs. UT Martin (12/18/20)
3-Point FG Attempted .....	6	2x, last vs. UT Martin (12/18/20)
FT Made .....	5	at Eastern Kentucky (2/1/20)
FT Attempted .....	6	2x, last at Lipscomb (12/9/20)
Assists .....	6	at Belmont (1/7/21)
Blocks .....	1	4x, last vs. Tennessee State (1/2/21)
Steals .....	4	vs. Kansas City (11/28/20)
Minutes .....	30	at Eastern Kentucky (2/1/20)

### Love's Career Statistics at Southeast Missouri

Overall																					
Season	G-GS	Min	Avg	FG-FGA	Pct	3FG-3FGA	Pct	FT-FTA	Pct	Off	Def	Tot	Avg	PF	FO	A	TO	Blk	Stl	Pts	Avg
2019-20	25-4	313	12.5	28-82	.341	5-20	.250	18-31	.581	11	25	36	1.4	20	0	17	24	2	7	79	3.2
2020-21	11-0	227	20.6	23-54	.426	4-12	.333	12-24	.500	4	27	31	2.8	10	0	24	13	2	12	62	5.6
Total	36-4	540	15.0	51-136	.375	9-32	.281	30-55	.545	15	52	67	1.9	30	0	41	37	4	19	141	3.9
Ohio Valley Conference Games Only																					
Season	G-GS	Min	Avg	FG-FGA	Pct	3FG-3FGA	Pct	FT-FTA	Pct	Off	Def	Tot	Avg	PF	FO	A	TO	Blk	Stl	Pts	Avg
2019-20	17-4	258	15.2	24-70	.343	4-16	.250	17-27	.630	11	17	28	1.6	18	0	17	22	2	5	69	4.1
2020-21	5-0	88	17.6	13-24	.542	3-8	.375	5-7	.714	2	12	14	2.8	4	0	9	7	1	4	34	6.8
Total	22-4	346	15.7	37-94	.394	7-24	.292	22-34	.647	13	29	42	1.9	22	0	26	29	3	9	103	4.7


**EVAN MORRISON**
**12**
**Morrison's Game-by-Game Statistics**

2020-21	FG	3P	FT	O/D	REB	E	PTS	A	TO	B	S	M
vs. Kansas City	DNP	-	-	-	-	-	-	-	-	-	-	-
Southern Illinois	DNP	-	-	-	-	-	-	-	-	-	-	-
Lipscomb	DNP	-	-	-	-	-	-	-	-	-	-	-
at Lipscomb	DNP	-	-	-	-	-	-	-	-	-	-	-
at Evansville	DNP	-	-	-	-	-	-	-	-	-	-	-
UT Martin	DNP	-	-	-	-	-	-	-	-	-	-	-
at Indiana State	DNP	-	-	-	-	-	-	-	-	-	-	-
at Tennessee Tech	DNP	-	-	-	-	-	-	-	-	-	-	-
Tennessee State	DNP	-	-	-	-	-	-	-	-	-	-	-
at Belmont	DNP	-	-	-	-	-	-	-	-	-	-	-
Morehead State	DNP	-	-	-	-	-	-	-	-	-	-	-
at Tennessee State												
at Morehead State												
at Eastern Kentucky												
at UT Martin												
SIU Edwardsville												
Eastern Illinois												
Murray State												
Tennessee Tech												
Jacksonville State												
at Murray State												
at Austin Peay												
Austin Peay												
Eastern Kentucky												
at Eastern Illinois												
at SIU Edwardsville												

\* - Game Started

**2020-21 Season-Highs**

Points .....	-
Total Rebounds .....	-
Offensive .....	-
Defensive .....	-
FG Made .....	-
FG Attempted .....	-
3-Point FG Made .....	-
3-Point FG Attempted .....	-
FT Made .....	-
FT Attempted .....	-
Assists .....	-
Blocks .....	-
Steals .....	-
Minutes .....	-

**Career-Highs**

Points .....	3	3x, last at Eastern Illinois (1/25/20)
Total Rebounds .....	3	at Morehead State (1/30/20)
Offensive .....	2	at Morehead State (1/30/20)
Defensive .....	2	at SIU Edwardsville (1/23/20)
FG Made .....	1	3x, last at Eastern Illinois (1/25/20)
FG Attempted .....	3	vs. Missouri Baptist (12/29/19)
3-Point FG Made .....	1	3x, last at Eastern Illinois (1/25/20)
3-Point FG Attempted .....	2	2x, last vs. Belmont (1/9/20)
FT Made .....	-	-
FT Attempted .....	-	-
Assists .....	1	vs. Tennessee Tech (2/8/20)
Blocks .....	-	-
Steals .....	1	2x, last at SIU Edwardsville (1/23/20)
Minutes .....	18	at Morehead State (1/30/20)

**Morrison's Career Statistics at Southeast Missouri**

Overall

Season	G-GS	Min	Avg	FG-FGA	Pct	3FG-3FGA	Pct	FT-FTA	Pct	Off	Def	Tot	Avg	PF	FO	A	TO	Blk	Stl	Pts	Avg
2019-20	17-0	90	5.3	4-14	.286	3-11	.273	0-0	.000	2	4	6	0.4	5	0	1	1	0	2	11	0.6
2020-21																					
Total																					

Ohio Valley Conference Games Only

Season	G-GS	Min	Avg	FG-FGA	Pct	3FG-3FGA	Pct	FT-FTA	Pct	Off	Def	Tot	Avg	PF	FO	A	TO	Blk	Stl	Pts	Avg
2019-20	11-0	68	6.2	2-9	.222	1-7	.143	0-0	.000	2	3	5	0.5	4	0	1	1	0	1	5	0.5
2020-21																					
Total																					

**DQ NICHOLAS****11**

**2020-21:** Is averaging nine points and 3.8 rebounds per game as Southeast Missouri's fifth-leading scorer in 11 starts...Ranks first on the team with 15 steals and tops the Redhawks with 36 assists...Notched a season-high 21 points and made a career-best 17-of-19 free throws vs. Tennessee State (1/2)...Scored 17 points on 5-of-12 field goals and a near-perfect 6-of-7 free throws at Lipscomb (12/9)...Notched eight points and went a perfect 4-of-4 at the free throw line in 20 minutes at Kansas City (11/28)...Finished with seven points vs. Southern Illinois (12/2)...Put up double figures in the scoring column for the first time this season with 12 points vs. Lipscomb (12/7)... Also tied a career-high three steals against the Bisons...Is the Redhawks top free throw shooter and ranks sixth in the Ohio Valley Conference with a 76.4 percent clip (42-of-55)...Dished out a career-high eight assists at Tennessee Tech (12/30)...Also ranks 14th in the OVC assists.

**Nicholas' Game-by-Game Statistics**

2020-21	FG	3P	FT	O/D	REB	E	PTS	A	TO	B	S	M
vs. Kansas City*	2-3	0-1	4-4	0/1	1	5	8	0	4	0	1	20
Southern Illinois*	2-12	0-1	3-5	0/3	3	3	7	4	2	0	0	32
Lipscomb*	4-10	1-4	3-4	1/2	3	4	12	5	2	0	3	29
at Lipscomb*	5-12	1-3	6-7	1/4	5	2	17	1	6	1	1	37
at Evansville*	1-5	0-2	0-0	0/7	7	5	2	4	3	0	1	26
UT Martin*	5-7	1-2	0-0	0/6	6	2	11	4	3	1	2	32
at Indiana State*	3-7	0-1	3-5	0/1	1	4	9	1	5	0	2	26
at Tennessee Tech*	3-8	0-1	2-4	1/3	4	2	8	8	4	0	1	31
Tennessee State*	2-10	0-4	17-19	0/7	7	4	21	5	5	0	3	44
at Belmont*	0-7	0-3	2-2	1/1	2	0	2	2	3	0	1	24
Morehead State*	0-1	0-0	2-5	0/3	3	1	2	2	3	0	0	24
at Tennessee State												
at Morehead State												
at Eastern Kentucky												
at UT Martin												
SIU Edwardsville												
Eastern Illinois												
Murray State												
Tennessee Tech												
Jacksonville State												
at Murray State												
at Austin Peay												
Austin Peay												
Eastern Kentucky												
at Eastern Illinois												
at SIU Edwardsville												
Totals	27-82	3-22	42-55	4/38	42	32	99	36	40	2	15	325

\* - Game Started

**2020-21 Season/Career-Highs**

Points.....	21	vs. Tennessee State (1/2/21)
Total Rebounds.....	7	2x, last vs. Tennessee State (1/2/21)
Offensive.....	1	4x, last at Belmont (1/7/21)
Defensive.....	7	2x, last vs. Tennessee State (1/2/21)
FG Made.....	5	2x, last vs. UT Martin (12/18/20)
FG Attempted.....	12	2x, last at Lipscomb (12/9/20)
3-Point FG Made.....	1	3x, last vs. UT Martin (12/18/20)
3-Point FG Attempted.....	4	2x, last vs. Tennessee State (1/2/21)
FT Made.....	17	vs. Tennessee State (1/2/21)
FT Attempted.....	19	vs. Tennessee State (1/2/21)
Assists.....	8	at Tennessee Tech (12/30/20)
Blocks.....	1	2x, last vs. UT Martin (12/18/20)
Steals.....	3	2x, last vs. Tennessee State (1/2/21)
Minutes.....	44	vs. Tennessee State (1/2/21)

**Career-Highs**

Points.....	24	vs. The Citadel (11/19/19)
Total Rebounds.....	7	2x, last vs. Tennessee State (1/2/21)
Offensive.....	2	vs. Murray State (1/18/20)
Defensive.....	7	2x, last vs. Tennessee State (1/2/21)
FG Made.....	9	vs. The Citadel (11/19/19)
FG Attempted.....	16	vs. The Citadel (11/19/19)
3-Point FG Made.....	2	2x, last vs. Tennessee State (1/11/20)
3-Point FG Attempted.....	4	3x, last vs. Tennessee State (1/2/21)
FT Made.....	17	vs. Tennessee State (1/2/21)
FT Attempted.....	19	vs. Tennessee State (1/2/21)
Assists.....	8	at Tennessee Tech (12/30/20)
Blocks.....	1	5x, last at Lipscomb (12/9/20)
Steals.....	3	4x, last vs. Tennessee State (1/2/21)
Minutes.....	44	vs. Tennessee State (1/2/21)

**Nicholas' Career Statistics at Southeast Missouri**

Overall																					
Season	G-GS	Min	Avg	FG-FGA	Pct	3FG-3FGA	Pct	FT-FTA	Pct	Off	Def	Tot	Avg	PF	FO	A	TO	Blk	Stl	Pts	Avg
2019-20	30-19	731	24.4	72-182	.396	18-60	.300	65-88	.739	7	67	74	2.5	48	0	50	48	5	22	227	7.6
2020-21	11-11	325	29.5	27-82	.329	3-22	.136	42-55	.764	4	38	42	3.8	32	2	36	40	2	15	99	9.0
Total	41-30	1056	25.8	99-264	.375	21-82	.256	107-143	.748	11	105	116	2.8	80	2	86	88	7	37	326	8.0
Ohio Valley Conference Games Only																					
Season	G-GS	Min	Avg	FG-FGA	Pct	3FG-3FGA	Pct	FT-FTA	Pct	Off	Def	Tot	Avg	PF	FO	A	TO	Blk	Stl	Pts	Avg
2019-20	17-7	394	23.2	38-99	.384	9-32	.281	30-42	.714	5	34	39	2.3	27	0	33	23	2	14	115	6.8
2020-21	5-5	155	31.0	10-33	.303	1-10	.100	23-30	.767	2	20	22	4.4	9	0	21	18	1	7	44	8.8
Total	22-12	549	25.0	48-132	.364	10-42	.238	53-72	.736	7	54	61	2.8	36	0	54	41	3	21	159	7.2





## MANNY PATTERSON | 10

**2020-21:** Played in his first game at Southeast Missouri a day after the NCAA voted to allow NCAA Division I transfers to play immediately...Had four rebounds in five minutes off the bench vs. UT Martin (12/18)...Averages four points and three rebounds in five games off the bench...Scored a season-best five points at Indiana State (12/22)...Had five points and two blocks vs. Tennessee State (1/2)...Scored a season-best eight points and pulled down four rebounds at Belmont (1/7)...Leads the team with seven blocks...Had a season-high three blocks vs. Morehead State (1/16).

**Green Bay:** Played the last three seasons at Horizon League member Green Bay before entering the transfer portal...Started 24 of 33 games and averaged 5.8 points and 4.8 rebounds per contest in 2019-20...Reached double figures in the scoring column eight times and registered three double-doubles... As a sophomore in 2018-19, started 12 games and scored a season-high 17 points at Iowa...Ranked third on the team in field goal percentage (.486) and rebounds (142)...Averaged 4.6 points and 13.8 minutes per contest... Started 19 of 27 games as a true freshman in 2017-18...Averaged six points and 4.9 rebounds, while leading the team with 22 blocks and a .474 field goal percentage.

### Patterson's Game-by-Game Statistics

2020-21	FG	3P	FT	O/D	REB	E	PTS	A	TO	B	S	M
vs. Kansas City	DNP	-	-	-	-	-	-	-	-	-	-	-
Southern Illinois	DNP	-	-	-	-	-	-	-	-	-	-	-
Lipscomb	DNP	-	-	-	-	-	-	-	-	-	-	-
at Lipscomb	DNP	-	-	-	-	-	-	-	-	-	-	-
at Evansville	DNP	-	-	-	-	-	-	-	-	-	-	-
UT Martin	0-0	0-0	0-0	0/4	4	0	0	0	0	0	0	5
at Indiana State	2-3	0-0	1-2	0/2	2	3	5	0	2	0	0	9
at Tennessee Tech	2-2	0-0	0-0	0/1	1	4	4	1	2	0	0	19
Tennessee State	1-1	0-0	3-4	1/2	3	3	5	1	0	2	0	11
at Belmont	4-6	0-0	0-0	1/3	4	4	8	0	1	2	0	19
Morehead State	0-1	0-0	2-2	3/1	4	3	2	1	1	3	0	11
at Tennessee State												
at Morehead State												
at Eastern Kentucky												
at UT Martin												
SIU Edwardsville												
Eastern Illinois												
Murray State												
Tennessee Tech												
Jacksonville State												
at Murray State												
at Austin Peay												
Austin Peay												
Eastern Kentucky												
at Eastern Illinois												
at SIU Edwardsville												
Totals	9-13	0-0	6-8	5/13	18	17	24	3	6	7	0	74


\* - Game Started

### 2020-21 Season-Highs

Points .....	8	at Belmont (1/7/21)
Total Rebounds .....	4	3x, last vs. Morehead State (1/16/21)
Offensive .....	3	2x, last vs. Morehead State (1/16/21)
Defensive .....	4	vs. UT Martin (12/18/20)
FG Made .....	4	at Belmont (1/7/21)
FG Attempted .....	6	at Belmont (1/7/21)
3-Point FG Made .....	-	-
3-Point FG Attempted .....	-	-
FT Made .....	3	vs. Tennessee State (1/2/21)
FT Attempted .....	4	vs. Tennessee State (1/2/21)
Assists .....	1	3x, last vs. Morehead State (1/16/21)
Blocks .....	3	vs. Morehead State (1/16/21)
Steals .....	-	-
Minutes .....	19	2x, last at Belmont (1/7/21)

### Patterson's Career Statistics at Southeast Missouri

Overall																				
Season	G-GS	Min	Avg	FG-FGA	Pct	3FG-3FGA	Pct	FT-FTA	Pct	Off	Def	Tot	Avg	PF	FO	A	TO	Blk	Stl	Pts Avg
2020-21	6-0	74	12.3	9-13	.692	0-0	.000	6-8	.750	5	13	18	3.0	17	0	3	6	7	0	24 4.0
Ohio Valley Conference Games Only																				
Season	G-GS	Min	Avg	FG-FGA	Pct	3FG-3FGA	Pct	FT-FTA	Pct	Off	Def	Tot	Avg	PF	FO	A	TO	Blk	Stl	Pts Avg
2020-21	5-0	65	13.0	7-10	.700	0-0	.000	5-6	.833	5	11	16	3.2	14	0	3	4	7	0	19 3.8



## ERIC REED, JR.

# 3

**2020-21:** Started six games...Rates second on the team in scoring with 10.4 points per game...Second on the team with 21 three-pointers made...Came off the bench to score a season-best 19 points vs. Lipscomb (12/7)...Made two or more 3-pointers in six of his last seven games...Dropped in a team-high 17 points on 6-of-10 field goals vs. Southern Illinois (12/2)...Knocked down three 3-pointers and had 13 points in the second half of that game...Made his first career NCAA Division I start at Kansas City (11/28)...Played 10 minutes against the Roos...Put up 16 points at Evansville (12/15)...Ranks 26th in the Ohio Valley Conference in scoring, second in 3-point field goal percentage (.477), eighth in 3-point field goals made (1.9 per game) and 21st in minutes (28.9 mpg).

**Howard College:** Started 30 games and averaged a team-high 15.5 points per game in 2019-20...Dished out 2.3 assists and grabbed five rebounds per contest as a combo guard...Ranked second on the team with 70 assists and 44 steals...Registered double figures in the scoring column a total of 27 times and dropped in 28 or more on three occasions...Started 14 games as a true freshman in 2018-19.

**Prep:** Combo guard who averaged 18 points and 3.4 assists per game as a senior at University Laboratory High School.

**Personal:** Born February 3, 2000...Majoring in General Studies...Son of Eric and Julia Reed...Siblings are Erica Reed (sister), Kaylo Henry (sister) and Hezekiah Brown (brother).

## Reed, Jr.'s Game-by-Game Statistics

2020-21	FG	3P	FT	O/D	REB	E	PTS	A	TO	B	S	M
vs. Kansas City*	0-2	0-1	0-0	0/0	0	4	0	0	1	0	0	10
Southern Illinois*	6-10	3-5	2-3	4/1	5	3	17	0	0	1	1	38
Lipscomb	8-10	3-4	0-0	0/2	2	2	19	1	0	0	1	23
at Lipscomb	2-3	1-2	0-0	1/2	3	4	5	0	2	0	0	30
at Evansville	6-11	3-5	1-3	1/3	4	0	16	1	2	0	1	38
UT Martin	3-10	2-7	2-2	0/1	1	2	10	1	0	1	0	27
at Indiana State	2-5	2-4	0-0	3/0	3	3	6	0	1	0	1	25
at Tennessee Tech*	5-9	2-5	2-4	2/0	2	3	14	1	1	0	0	32
Tennessee State*	5-8	2-3	1-1	1/0	1	0	13	1	3	0	3	42
at Belmont*	3-9	2-5	0-0	0/0	0	1	8	0	2	0	1	31
Morehead State*	2-5	1-3	1-2	0/1	1	2	6	3	2	0	0	22
at Tennessee State												
at Morehead State												
at Eastern Kentucky												
at UT Martin												
SIU Edwardsville												
Eastern Illinois												
Murray State												
Tennessee Tech												
Jacksonville State												
at Murray State												
at Austin Peay												
Austin Peay												
Eastern Kentucky												
at Eastern Illinois												
at SIU Edwardsville												
Totals	42-82	21-44	9-15	12/10	22	24	114	8	14	2	8	318

\* - Game Started

## 2020-21 Season/Career-Highs

Points .....	19	vs. Lipscomb (12/7/20)
Total Rebounds .....	5	vs. Southern Illinois (12/2/20)
Offensive .....	4	vs. Southern Illinois (12/2/20)
Defensive .....	3	at Evansville (12/15/20)
FG Made .....	8	vs. Lipscomb (12/7/20)
FG Attempted .....	11	at Evansville (12/15/20)
3-Point FG Made .....	3	3x, last at Evansville (12/15/20)
3-Point FG Attempted .....	7	vs. UT Martin (12/18/20)
FT Made .....	2	3x, last at Tennessee Tech (12/30/20)
FT Attempted .....	4	at Tennessee Tech (12/30/20)
Assists .....	3	vs. Morehead State (1/16/21)
Blocks .....	1	2x, last vs. UT Martin (12/18/20)
Steals .....	3	vs. Tennessee State (1/2/21)
Minutes .....	42	vs. Tennessee State (1/2/21)

## Reed, Jr.'s Career Statistics at Southeast Missouri

Overall																			
Season	G-GS	Min	Avg	FG-FGA	Pct	3FG-3FGA	Pct	FT-FTA	Pct	Off	Def	Tot	Avg	PF	FO	A	TO	Blk	Stl
2020-21	11-6	318	28.9	42-82	.512	21-44	.477	9-15	.600	12	10	22	2.0	24	0	8	14	2	8
Ohio Valley Conference Games Only																			
Season	G-GS	Min	Avg	FG-FGA	Pct	3FG-3FGA	Pct	FT-FTA	Pct	Off	Def	Tot	Avg	PF	FO	A	TO	Blk	Stl
2020-21	5-4	154	30.8	18-41	.439	9-23	.391	6-9	.667	3	2	5	1.0	8	0	6	8	1	4
													Pts	Avg					
													114	10.4					



# **NYGAL RUSSELL** | **25**

**2020-21:** Stands third on the team with 4.9 rebounds per game and averages 3.9 points through 11 games and seven starts...Ranks fourth on the team with three blocks...Scored 14 points as one of four players in double figures at Kansas City (11/28)...Scored eight points had a steal and knocked down two 3-pointers in the final 2:32 to seal Southeast Missouri's season-opening win...Both of his 3-pointers were in the last 57 seconds and he scored the final eight points of the game...Made three 3-pointers, had two blocks and collected two steals against the Roos...Added nine points and eight rebounds at Lipscomb (12/9)...Scored five of his points in the second half to help the Redhawks erase a 15-point deficit...Tied for third on the team with 12 steals.

## **Russell's Game-by-Game Statistics**

2020-21	FG	3P	FT	O/D	REB	E	PTS	A	TO	B	S	M
vs. Kansas City*	3-5	3-5	5-8	0/7	7	4	14	1	1	2	2	32
Southern Illinois*	0-6	0-1	0-0	4/7	11	5	0	2	2	1	2	38
Lipscomb*	1-5	0-3	1-2	1/2	3	0	3	0	1	0	0	20
at Lipscomb*	3-4	0-1	3-5	4/4	8	5	9	1	2	0	2	29
at Evansville*	1-3	0-1	0-0	0/6	6	1	2	0	2	0	1	28
UT Martin*	1-3	0-2	2-4	3/2	5	3	4	6	1	0	1	21
at Indiana State*	0-5	0-2	0-0	0/4	4	4	0	0	3	0	0	15
at Tennessee Tech	2-5	1-2	0-0	0/1	1	1	5	0	1	0	1	16
Tennessee State	0-0	0-0	0-0	0/0	0	3	0	0	1	0	1	5
at Belmont	1-5	1-2	0-0	1/5	6	1	3	2	1	0	2	27
Morehead State	1-3	1-3	0-0	0/3	3	3	3	1	2	0	0	14
at Tennessee State												
at Morehead State												
at Eastern Kentucky												
at UT Martin												
SIU Edwardsville												
Eastern Illinois												
Murray State												
Tennessee Tech												
Jacksonville State												
at Murray State												
at Austin Peay												
Austin Peay												
Eastern Kentucky												
at Eastern Illinois												
at SIU Edwardsville												
Totals	13-44	6-22	11-19	13/41	54	27	43	13	17	3	12	245

\* - Game Started

## **2020-21 Season-Highs**

Points .....	14	vs. Kansas City (11/28/20)
Total Rebounds .....	11	vs. Southern Illinois (12/2/20)
Offensive .....	4	2x, last at Lipscomb (12/9/20)
Defensive .....	7	2x, last vs. Southern Illinois (12/2/20)
FG Made .....	3	2x, last at Lipscomb (12/9/20)
FG Attempted .....	6	vs. Southern Illinois (12/2/20)
3-Point FG Made .....	3	vs. Kansas City (11/28/20)
3-Point FG Attempted .....	5	vs. Kansas City (11/28/20)
FT Made .....	5	vs. Kansas City (11/28/20)
FT Attempted .....	8	vs. Kansas City (11/28/20)
Assists .....	6	vs. UT Martin (12/18/20)
Blocks .....	2	vs. Kansas City (11/28/20)
Steals .....	2	4x, last at Belmont (1/7/21)
Minutes .....	38	vs. Southern Illinois (12/2/20)

## **Career-Highs**

Points .....	21	vs. Tennessee Tech (2/8/20)
Total Rebounds .....	11	vs. Southern Illinois (12/2/20)
Offensive .....	4	2x, last at Lipscomb (12/9/20)
Defensive .....	7	4x, last vs. Southern Illinois (12/2/20)
FG Made .....	8	vs. Tennessee Tech (2/8/20)
FG Attempted .....	11	vs. Tennessee Tech (2/8/20)
3-Point FG Made .....	4	vs. Tennessee Tech (2/8/20)
3-Point FG Attempted .....	6	2x, last vs. UT Martin (2/13/20)
FT Made .....	8	at Austin Peay (2/21/19)
FT Attempted .....	8	2x, last vs. Kansas City (11/28/20)
Assists .....	6	2x, last vs. UT Martin (12/18/20)
Blocks .....	2	vs. Kansas City (11/28/20)
Steals .....	3	2x, last vs. Tennessee Tech (2/8/20)
Minutes .....	38	vs. Southern Illinois (12/2/20)

## **Russell's Career Statistics at Southeast Missouri**

Overall																					
Season	G-GS	Min	Avg	FG-FGA	Pct	3FG-3FGA	Pct	FT-FTA	Pct	Off	Def	Tot	Avg	PF	FO	A	TO	Blk	Stl	Pts	Avg
2018-19	31-9	499	16.1	53-147	.361	16-53	.302	43-62	.694	13	69	82	2.6	60	2	44	40	2	13	165	5.3
2019-20	28-7	512	18.3	64-148	.432	23-67	.343	25-36	.694	11	69	80	2.9	47	0	42	44	2	19	176	6.3
2020-21	11-7	245	22.3	13-44	.295	6-22	.273	11-19	.579	13	41	54	4.9	30	2	13	17	3	12	43	3.9
Total	70-23	1256	17.9	130-339	.383	45-142	.317	79-117	.675	37	179	216	3.1	137	4	99	101	7	44	384	5.5
Ohio Valley Conference Games Only																					
Season	G-GS	Min	Avg	FG-FGA	Pct	3FG-3FGA	Pct	FT-FTA	Pct	Off	Def	Tot	Avg	PF	FO	A	TO	Blk	Stl	Pts	Avg
2018-19	18-8	297	16.5	33-93	.355	11-34	.324	37-50	.740	7	33	40	2.2	38	1	28	24	2	8	114	6.3
2019-20	16-7	354	22.1	47-101	.465	22-52	.423	15-22	.682	7	43	50	3.1	30	0	31	28	1	12	131	8.2
2020-21	5-1	83	16.6	5-16	.313	3-9	.333	2-4	.500	4	11	15	3.0	11	0	9	6	0	5	15	3.0
Total	39-16	734	18.8	85-210	.405	36-95	.379	54-76	.711	18	87	105	2.7	79	1	68	58	3	25	260	6.7



## NOLAN TAYLOR

# 31

**2020-21:** Is tied for third on the team with 9.7 points and is second with 5.1 rebounds per contest...Ranks third on the team in free throw percentage at .659 (27-of-41)...Ranks 30th in the Ohio Valley Conference in scoring, eighth in field goal percentage (.563), 20th in rebounding and 15th in offensive rebounds (1.6 per game)...Made a perfect 6-of-6 free throws en route to scoring 10 points in his first career start at Kansas City (11/28)...Grabbed seven rebounds in 25 minutes...Followed that up with 14 points and seven boards in 22 minutes vs. Southern Illinois (12/2)...Put up season-highs in points (16), assists (5) and minutes played (20) vs. Lipscomb (12/7)...Scored double figures in six of his 11 starts...Grabbed six or more rebounds in five contests.

**Cal Poly:** Was limited to 14 games during the 2019-20 season due to injury... Averaged 6.1 points and 2.9 rebounds in those contests...Redshirted during his first season (2018-19) at Cal Poly due to NCAA transfer rules.

**Pepperdine:** Spent two seasons at Pepperdine...Averaged 8.9 points and four rebounds per game in the first 15 games of his sophomore season before sustaining a season-ending injury...Started 20 of 24 games as a freshman for the Waves in 2016-17.

## Taylor's Game-by-Game Statistics

2020-21	FG	3P	FT	O/D	REB	E	PTS	A	TO	B	S	M
vs. Kansas City*	2-4	0-0	6-6	1/6	7	3	10	0	1	0	0	25
Southern Illinois*	6-11	0-0	2-5	2/5	7	3	14	2	0	0	0	22
Lipscomb*	5-9	0-0	6-8	5/3	8	3	16	5	0	1	1	28
at Lipscomb*	3-6	0-0	2-2	1/3	4	1	8	0	2	1	1	20
at Evansville*	6-11	0-0	1-3	0/9	9	4	13	1	2	0	0	29
UT Martin*	1-1	0-0	1-2	1/1	2	3	3	1	1	0	0	18
at Indiana State*	4-6	0-0	3-4	4/2	6	2	11	1	0	0	0	18
at Tennessee Tech*	4-5	0-0	0-0	0/2	2	3	8	0	1	0	1	15
Tennessee State*	4-6	0-0	6-11	2/1	3	4	14	0	1	0	1	22
at Belmont*	2-6	0-0	0-0	2/3	5	4	4	0	1	0	1	9
Morehead State*	3-6	0-0	0-0	0/3	3	0	6	3	3	0	0	23
at Tennessee State												
at Morehead State												
at Eastern Kentucky												
at UT Martin												
SIU Edwardsville												
Eastern Illinois												
Murray State												
Tennessee Tech												
Jacksonville State												
at Murray State												
at Austin Peay												
Austin Peay												
Eastern Kentucky												
at Eastern Illinois												
at SIU Edwardsville												
Totals	40-71	0-0	27-41	18/38	56	30	107	13	12	2	5	229

\* - Game Started

## 2020-21 Season/Career-Highs

Points .....	16	vs. Lipscomb (12/7/20)
Total Rebounds .....	9	at Evansville (12/15/20)
Offensive .....	5	vs. Lipscomb (12/7/20)
Defensive .....	9	at Evansville (12/15/20)
FG Made .....	6	2x, last at Evansville (12/15/20)
FG Attempted .....	11	2x, last at Evansville (12/15/20)
3-Point FG Made .....	-	-
3-Point FG Attempted .....	-	-
FT Made .....	6	3x, last vs. Tennessee State (1/2/21)
FT Attempted .....	11	vs. Tennessee State (1/2/21)
Assists .....	5	vs. Lipscomb (12/7/20)
Blocks .....	1	2x, last at Lipscomb (12/9/20)
Steals .....	1	5x, last at Belmont (1/7/21)
Minutes .....	29	at Evansville (12/15/20)

## Taylor's Career Statistics at Southeast Missouri

Overall																			
Season	G-GS	Min	Avg	FG-FGA	Pct	3FG-3FGA	Pct	FT-FTA	Pct	Off	Def	Tot	Avg	PF	FO	A	TO	Blk	Stl
2020-21	11-11	229	20.8	40-71	.563	0-0	.000	27-41	.659	18	38	56	5.1	30	0	13	12	2	5
Ohio Valley Conference Games Only																			
Season	G-GS	Min	Avg	FG-FGA	Pct	3FG-3FGA	Pct	FT-FTA	Pct	Off	Def	Tot	Avg	PF	FO	A	TO	Blk	Stl
2020-21	5-5	87	17.4	14-24	.583	0-0	.000	7-13	.538	5	10	15	3.0	14	0	4	7	0	3
Season	G-GS	Min	Avg	FG-FGA	Pct	3FG-3FGA	Pct	FT-FTA	Pct	Off	Def	Tot	Avg	PF	FO	A	TO	Blk	Stl
2020-21	5-5	87	17.4	14-24	.583	0-0	.000	7-13	.538	5	10	15	3.0	14	0	4	7	0	3





## Season/Career Statistics

### SEASON STATISTICS

### CAREER STATISTICS

SUMMARY	gp-gs	min/g	fg%	3fg%	ft%	r/g	a/g	stl	blk	pts/g	gp-gs	min/g	fg%	3fg%	ft%	r/g	a/g	stl	blk	pts/g
HARRIS, Chris	10-10	31.0	.373	.339	.648	2.1	2.1	5	2	14.9	12-10	30.3	.397	.379	.672	2.3	1.9	5	3	15.0
REED, JR., Eric	11-6	28.9	.512	.477	.600	2.0	0.7	8	2	10.4	11-6	28.9	.512	.477	.600	2.0	0.7	8	2	10.4
TAYLOR, Nolan	11-11	20.8	.563	.000	.659	5.1	1.2	5	2	9.7	11-11	20.8	.563	.000	.659	5.1	1.2	5	2	9.7
AKENTEN, Nana	11-9	29.6	.383	.349	.722	6.2	1.1	13	6	9.7	11-9	29.6	.383	.349	.722	6.2	1.1	13	6	9.7
NICHOLAS, DQ	11-11	29.5	.329	.136	.764	3.8	3.3	15	2	9.0	41-30	25.8	.375	.256	.748	2.8	2.1	37	7	8.0
LOVE, Jordan	11-0	20.6	.426	.333	.500	2.8	2.2	12	2	5.6	36-4	15.0	.375	.281	.545	1.9	1.1	19	4	3.9
PATTERSON, Manny	6-0	12.3	.692	.000	.750	3.0	0.5	0	7	4.0	6-0	12.3	.692	.000	.750	3.0	0.5	0	7	4.0
RUSSELL, Nygal	11-7	22.3	.295	.273	.579	4.9	1.2	12	3	3.9	70-23	17.9	.383	.317	.675	3.1	1.4	44	7	5.5
BRANSON, Dylan	11-1	12.9	.600	.667	.857	1.7	1.1	3	1	2.7	11-1	12.9	.600	.667	.857	1.7	1.1	3	1	2.7
JOHNSON, Nate	11-0	9.0	.556	.000	.286	2.3	0.4	1	5	2.0	11-0	9.0	.556	.000	.286	2.3	0.4	1	5	2.0
AGNEW, Darrious	4-0	6.0	.500	1.000	.500	1.0	0.0	2	2	1.8	26-5	9.9	.423	.333	.641	1.9	0.4	13	2	4.2
LONG, Parker	1-0	6.0	.000	.000	.000	0.0	0.0	0	0	0.0	1-0	6.0	.000	.000	.000	0.0	0.0	0	0	0.0

SCORING	fg-fga	fg%	3fg-fga	3fg%	ft-fa	ft%	pts	pts/g	fg-fga	fg%	3fg-fga	3fg%	ft-fa	ft%	pts	pts/g
HARRIS, Chris	47-126	.373	20-59	.339	35-54	.648	149	14.9	56-141	.397	25-66	.379	43-64	.672	180	15.0
REED, JR., Eric	42-82	.512	21-44	.477	9-15	.600	114	10.4	42-82	.512	21-44	.477	9-15	.600	114	10.4
TAYLOR, Nolan	40-71	.563	0-0	.000	27-41	.659	107	9.7	40-71	.563	0-0	.000	27-41	.659	107	9.7
AKENTEN, Nana	36-94	.383	22-63	.349	13-18	.722	107	9.7	36-94	.383	22-63	.349	13-18	.722	107	9.7
NICHOLAS, DQ	27-82	.329	3-22	.136	42-55	.764	99	9.0	99-264	.375	21-82	.256	107-143	.748	326	8.0
LOVE, Jordan	23-54	.426	4-12	.333	12-24	.500	62	5.6	51-136	.375	9-32	.281	30-55	.545	141	3.9
PATTERSON, Manny	9-13	.692	0-0	.000	6-8	.750	24	4.0	9-13	.692	0-0	.000	6-8	.750	24	4.0
RUSSELL, Nygal	13-44	.295	6-22	.273	11-19	.579	43	3.9	130-339	.383	45-142	.317	79-117	.675	384	5.5
BRANSON, Dylan	9-15	.600	6-9	.667	6-7	.857	30	2.7	9-15	.600	6-9	.667	6-7	.857	30	2.7
JOHNSON, Nate	10-18	.556	0-0	.000	2-7	.286	22	2.0	10-18	.556	0-0	.000	2-7	.286	22	2.0
AGNEW, Darrious	2-4	.500	1-1	1.000	2-4	.500	7	1.8	41-97	.423	3-9	.333	25-39	.641	110	4.2
LONG, Parker	0-0	.000	0-0	.000	0-0	.000	0	0.0	0-0	.000	0-0	.000	0-0	.000	0	0.0

TOTALS	o-reb	d-reb	t-reb	pf	fo	ast	to	a/to	o-reb	d-reb	t-reb	pf	fo	ast	to	a/to
HARRIS, Chris	3	18	21	22	1	21	25	0.8	3	24	27	27	1	23	30	0.8
REED, JR., Eric	12	10	22	24	0	8	14	0.6	12	10	22	24	0	8	14	0.6
TAYLOR, Nolan	18	38	56	30	0	13	12	1.1	18	38	56	30	0	13	12	1.1
AKENTEN, Nana	13	55	68	31	2	12	23	0.5	13	55	68	31	2	12	23	0.5
NICHOLAS, DQ	4	38	42	32	2	36	40	0.9	11	105	116	80	2	86	88	1.0
LOVE, Jordan	4	27	31	10	0	24	13	1.8	15	52	67	30	0	41	37	1.1
PATTERSON, Manny	5	13	18	17	0	3	6	0.5	5	13	18	17	0	3	6	0.5
RUSSELL, Nygal	13	41	54	30	2	13	17	0.8	37	179	216	137	4	99	101	1.0
BRANSON, Dylan	5	14	19	19	1	12	14	0.9	5	14	19	19	1	12	14	0.9
JOHNSON, Nate	12	13	25	15	0	4	3	1.3	12	13	25	15	0	4	3	1.3
AGNEW, Darrious	1	3	4	4	0	0	3	0.0	16	34	50	39	1	10	23	0.4
LONG, Parker	0	0	0	0	0	0	1	0.0	0	0	0	0	0	0	1	0.0

Game  
1Southeast Missouri 71  
Kansas City 66

November 28, 2020 • Mabee Fieldhouse • Kansas City, Mo.



## KANSAS CITY, Mo.

Nygall Russell scored eight points, had a steal and knocked down two huge 3-pointers in the

final 2:32 to give Southeast Missouri a 71-66 win over Kansas City at the Negro Baseball League Museum Tip-Off Classic.

Russell, who finished with 14 points as one of four SEMO players in double figures, hit both of his treys in the last minute to help get Brad Korn his first career win as the Redhawks head coach.

A native of Houston, Texas, Russell buried the first of his two clutch 3-pointers to put the

Redhawks ahead, 68-64, after KC made it a one-point game.

Then, following two free throws by Franck Kamgain which narrowed the Redhawks lead to 68-66 with 33 seconds to go, Russell delivered the final blow with his long range bomb as the shot clock expired giving SEMO a 71-66 advantage.

KC inbounded the ball with two seconds left and Russell intercepted the pass to end his impressive game-changing effort down the stretch.

Chris Harris scored a game-high 18 points to lead four Redhawks in double figures. Nana Akenten (17), Russell and Nolan Taylor (10) were the others.

Game  
2Southern Illinois 87  
Southeast Missouri 79 OT

December 2, 2020 • Show Me Center • Cape Girardeau, Mo.



## CAPE GIRARDEAU, Mo.

Southern Illinois scored 28 points at the free throw

line and sunk nine in overtime to escape with an 87-79 win over Southeast Missouri.

SEMO led, 65-54, with a little over six minutes remaining in regulation when SIU went on a 15-4 run to tie the game at 69-69. Dalton Banks converted a conventional 3-point play and Anthony D'Avanzo made a free throw to knot things up with 20 seconds left.

Chris Harris drove the lane and banked in a layup to regain a 71-69 edge for the Redhawks 12 seconds later.

DQ Nicholas was then called for a foul when contact was made near midcourt on SIU's inbound pass. D'Avanzo headed to the free throw line again, this time making two shots to breing the game to a 71-71 deadlock with four seconds on the clock.

SEMO had one last chance to win it, but Harris' 3-point attempt came off the front of the rim.

The Salukis scored the first seven points of overtime and the Redhawks didn't recover.

Eric Reed, Jr. led SEMO with 17 points, Harris added 15, Nolan Taylor finished with 14 and Jordan Love chipped in 10.

Nygall Russell turned in career-highs in rebounds (11) and minutes played (38).

Official Basketball Box Score - Final  
Southeast Mo. St. at Kansas City  
11/28/20 Mabee Fieldhouse, Kansas City  
2020-21 Men's BasketballGame Time: 4:00 PM  
Game Duration: 2:05  
Attendance: 175

Officials: Michael Swoboda, Robert Fakler, Chris Pasici

Southeast Mo. St. - 71

Record: 1-0

NO.	Name	Min	FG	3P	FT	Rebounds	Fouls	TP	AS	TO	ST	Blocks	BA	+
			M-A	M-A	M-A	OR DR TOT	PF FP					BS		
31	Nolan Taylor	25:13	2-4	0-0	0-0	1 6 7	3 4	10	0	1	0	0	1	-2
3	Eric Reed, Jr.	10:25	0-2	0-1	0-0	0 0 0	4 1	0	0	1	0	0	0	4
5	Chris Harris	35:02	5-9	3-6	5-11	1 2 3	1 8	18	4	4	0	0	1	6
11	DQ Nicholas	19:15	2-3	0-1	4-4	0 1 1	5 4	8	0	4	1	0	0	6
25	Nygall Russell	32:31	3-5	3-5	5-8	0 7 7	4 4	14	1	1	2	2	0	-4
21	Nana Akenten	32:27	6-12	4-9	1-2	0 6 6	2 1	17	2	2	3	0	0	9
14	Nate Johnson	13:21	0-0	0-0	0-1	1 3 4	2 1	0	2	0	0	1	0	11
2	Jordan Love	26:34	2-6	0-1	0-3	0 3 3	0 2	4	3	1	4	0	0	3
33	Dylan Branson	05:12	0-0	0-0	0-0	0 0 0	1 0	0	0	2	1	0	0	-8
Team						0 0 0	0	0	1					
Totals			20-41	10-23	21-35	3 28 31	22 25	71	12	17	11	5	2	5

Technical Fouls: NONE

Kansas City - 66

Record: 2-1

NO.	Name	Min	FG	3P	FT	Rebounds	Fouls	TP	AS	TO	ST	Blocks	BA	+
			M-A	M-A	M-A	OR DR TOT	PF FP					BS		
20	Josiah Allick	20:52	3-4	1-2	0-0	1 3 4	4 1	7	0	0	2	1	0	-3
00	Zion Williams	32:33	5-9	0-1	0-0	1 3 4	4 0	10	5	4	0	0	0	-2
3	Brandon McKissic	30:16	5-12	1-3	5-8	0 2 2	5 10	16	2	4	2	0	1	-4
11	Franck Kamgain	33:52	1-7	0-2	6-8	0 3 3	3 4	8	3	2	2	0	1	2
33	Marvin Nesbitt Jr.	37:56	7-12	1-2	0-3	3 5 8	3 4	15	1	1	1	1	2	-1
32	Kaimen Lemox	06:26	0-2	0-1	0-0	0 0 0	2 0	0	0	2	0	0	0	-3
10	Hidde Roessink	16:09	2-4	1-2	3-4	0 3 3	1 3	8	0	3	0	0	0	-5
21	Sam Martin	07:15	0-0	0-0	0-0	0 2 2	1 0	0	0	1	1	0	0	-10
4	Jacob Johnson	13:43	1-2	0-0	0-0	0 0 0	2 0	2	0	1	1	0	0	2
12	Jonathan Bolden	00:58	0-0	0-0	0-0	0 0 0	0 0	0	0	0	0	0	0	-1
Team						2 4 6	0	0						
Totals			24-52	4-13	14-23	7 25 32	25 22	66	13	17	13	2	5	-5

Technical Fouls: NONE

SEMOS		Roos		Points from		SEMOS		Roos	
Biggest lead		11 (2nd 17:51)		3 (1st 18:47)		Turnovers		20 16	
Best Scoring Run		8 (2nd 17:51)		7 (2nd 1:19)		Paint		16 40	
Lead Changes		3		7		Second Chance		8 12	
Times Tied		1				Fast Breaks		21 10	
Time with Lead		34:40		04:07		Bench			

Official Basketball Box Score -- Game Totals -- Final Statistics  
Southern Illinois vs Southeast Missouri  
12-02-20 6:30 p.m. at Show Me Center -- Cape Girardeau, Mo.

## Southern Illinois 87 • 1-0

#	Player	Total		3-Ptr		Rebounds		PF	TP	A	TO	Blk	Stl	Min
		FG-FGA	FG-FGA	FT-FTA	FT-FTA	Off	Def							
01	DOMASK, Marcus	6-11	1-3	11-12	11-12	1	4	5	1	24	3	6	2	44
33	D'AVANZO, Anthony	4-7	2-3	3-3	3-3	1	3	4	3	13	0	0	3	23
05	JONES, Lance	3-10	1-4	0-2	0-2	1	3	4	1	7	2	1	1	25
10	HARVEY, Ben	5-11	3-6	9-10	9-10	0	7	7	2	22	3	0	1	35
24	BROWN, Trent	1-5	1-2	1-2	1-2	0	4	4	3	4	2	1	0	130
03	BANKS, Dalton	5-9	1-2	3-3	3-3	0	1	1	4	14	1	1	0	239
14	FILEWICH, Kyler	1-2	0-0	0-0	0-0	0	1	1	4	2	1	0	0	12
22	VERPLANCKEN, Steven	0-2	0-1	1-3	1-3	0	2	2	0	1	1	0	0	14
25	LONG, Jakolby	0-1	0-0	0-0	0-0	0	1	1	0	0	0	0	0	3
Team						1 7 8								
Totals		25-58	9-21	28-35	28-35	4	33	37	18	87	13	9	7	225
FG % 1st Half: 10-27 37.0%		2nd half: 12-25 48.0%		OT: 3-6 50.0%		Game: 25-58 43.1%		Deadball						
3FG % 1st Half: 3-10 30.0%		2nd half: 5-9 55.6%		OT: 1-2 50.0%		Game: 9-21 42.9%		Rebounds						
FT % 1st Half: 6-11 54.5%		2nd half: 13-14 92.9%		OT: 9-10 90.0%		Game: 28-35 80.0%								

## Southeast Missouri 79 • 1-1

#	Player	Total		3-Ptr		Rebounds		PF	TP	A	TO	Blk	Stl	Min
		FG-FGA	FG-FGA	FT-FTA	FT-FTA	Off	Def							
31	TAYLOR, Nolan	6-11	0-0	2-5	2-5	2	5	7	3	14	2	0	0	22
03	REED, JR., Eric	6-10	3-5	2-3	2-3	4	1	5	3	17	0	0	1	38
05	HARRIS, Chris	6-15	1-6	2-2	2-2	1	0	1	5	15	5	2	0	122
11	NICHOLAS, DQ	2-12	0-1	3-5	3-5	0	3	3	7	4	2	0	0	32
25	RUSSELL, Nygall	0-6	0-1	0-0	0-0	4	7	11	5	0	2	2	1	38
02	LOVE, Jordan	4-5	1-1	1-4	1-4	0	3	3	1	10	3	2	1	19
14	JOHNSON, Nate	3-5	0-0	0-0	0-0	1	2	3	0	6	1	0	2	14
21	AKENTEN, Nana	3-7	1-4	1-2	1-2	1	7	8	5	8	1	5	2	132
33	BRANSON, Dylan	1-3	0-1	0-0	0-0	1	3	4	3	2	3	0	0	8
Team						4 1 5								
Totals		31-74	6-19	11-21	11-21	18	32	50	28	79	21	13	7	225
FG % 1st Half: 13-33 39.4%		2nd half: 15-32 46.9%		OT: 3-9 33.3%		Game: 31-74 41.9%		Deadball						
3FG % 1st Half: 1-6 16.7%		2nd half: 4-9 44.4%		OT: 1-4 25.0%		Game: 6-19 31.6%		Rebounds						
FT % 1st Half: 4-7 57.1%		2nd half: 6-10 60.0%		OT: 1-4 25.0%		Game: 11-21 52.4%								

Officials: John Dillon, Gene Grimshaw, Mike O'Neill

Technical fouls: Southern Illinois-None. Southeast Missouri-None.  
Attendance: 740

Score by periods	1st	2nd	OT	Total
Southern Illinois	29	42	16	87
Southeast Missouri	31	40	8	79

	In	Off	2nd	Fast	Bench
Points	Paint	T/O	Chance	Break	
SIU	32	15	2	4	17
SEMO	38	10	17	6	26



# Game 3

## Lipscomb 77 Southeast Missouri 82

December 7, 2020 • Show Me Center • Cape Girardeau, Mo.



### CAPE GIRARDEAU, Mo.

Chris Harris and Eric Reed, Jr. each scored 19 points, and Nolan Taylor added 16 points and

eight rebounds to lead Southeast Missouri to an 82-77 win over Preseason Atlantic Sun Conference favorite Lipscomb.

SEMO led for the final 11:04 of the tight contest after Reed, Jr.'s jumper gave it a 56-55 edge. The Redhawks then didn't lead by more than six points and fought off a Lipscomb team that pulled to within one six times in the last 10 minutes.

Jordan Love drove the lane and scored a big basket to put the Redhawks ahead, 78-72, at the 2:24

mark. SEMO later made four free throws in the final 1:01 to polish off the win.

Reed, Jr. gave SEMO a huge spark off the bench going 8-of-10 from the field and 3-of-4 from 3-point range.

Taylor was a force underneath finishing with 5-of-9 field goals, 6-of-8 free throws, five offensive rebounds and five assists in 28 minutes.

Harris shot 7-of-13 from the field, made three 3-pointers and dished out three assists, while DQ Nicholas contributed 12 points, five assists and three steals.

Head Coach Brad Korn picked up his first career win at the show Me Center.

# Game 4

## Southeast Missouri 74 Lipscomb 80<sup>OT</sup>

December 9, 2020 • Allen Arena • Nashville, Tenn.



### NASHVILLE, Tenn.

Southeast Missouri put together a ferocious comeback, but came up short in an 80-74 overtime loss to

Lipscomb.

Jake Wolfe scored 26 points and made a 3-pointer at the buzzer to send the game to overtime.

LU was down four with 50 seconds left in regulation and pulled within a point on a Wolfe Layup. Jordan Love was later fouled and split two free throws leaving SEMO ahead, 63-60.

Wolfe then splashed in an off-balance 3-pointer to send the game to overtime.

The Bisons went a perfect 8-of-8

at the free throw line in overtime to avenge an earlier loss to the Redhawks.

The Redhawks trailed by 15 points (40-25) 3:39 into the second half and used a 20-2 run to erase the deficit.

Nygall Russell scored five points in a quick 42 seconds and made a free throw to tie the game at 44-44 with 8:51 on the clock.

Nolan Taylor's layup gave SEMO its first lead since the first half at 47-46.

Four free throws by DQ Nicholas off a pair of LU technical fouls helped widen SEMO's lead to 55-46 with a little over six minutes remaining.

SEMO led the rest of the way until Wolfe's game-tying three.



Official Basketball Box Score -- Game Totals -- Final Statistics  
**Lipscomb vs Southeast Missouri**  
12-07-20 6:30 p.m. at Show Me Center -- Cape Girardeau, Mo.



### Lipscomb 77 • 1-4

#	Player	Total		3-Ptr		Rebounds		PF	TP	A	TO	Blk	Stl	Min.
		FG-FGA	FG-FGA	FT-FTA	FT-FTA	Off	Def							
23	ASADULLAH, Ahsan	c	6-8	0-0	4-6	1	6	7	2	16	10	6	2	31
01	JONES, Greg	g	7-13	4-9	0-0	0	1	1	1	18	0	0	0	35
03	FERGUSON, Romeo	g	4-10	0-3	2-2	1	4	5	3	10	3	2	0	30
10	WOLFE, Jake	g	7-10	4-5	4-5	0	2	2	1	22	3	3	0	29
25	MILLER, Miles	g	1-6	1-3	0-0	1	1	2	4	3	5	0	0	22
05	COLEMAN, Kaleb	g	1-2	1-2	0-0	0	0	0	1	3	0	1	0	3
11	JONES, Alex	g	0-0	0-0	0-0	1	0	1	1	0	1	0	0	18
12	CARY, Carson	g	0-0	0-0	0-0	0	0	0	0	0	0	0	0	9
13	HAZEN, Parker	g	2-2	0-0	1-1	0	5	5	3	5	0	1	0	23
Team						0	2	2						
Totals			28-51	10-22	11-14	4	21	25	16	77	22	13	2	200

FG % 1st Half: 14-28 50.0% 2nd half: 14-23 60.9% Game: 28-51 54.9%  
3FG % 1st Half: 6-13 46.2% 2nd half: 4-9 44.4% Game: 10-22 45.5%  
FT % 1st Half: 3-5 60.0% 2nd half: 8-9 88.9% Game: 11-14 78.6%

### Southeast Missouri 82 • 2-1

#	Player	Total		3-Ptr		Rebounds		PF	TP	A	TO	Blk	Stl	Min.
		FG-FGA	FG-FGA	FT-FTA	FT-FTA	Off	Def							
31	TAYLOR, Nolan	r	5-9	0-0	6-8	5	3	8	3	16	5	0	1	28
05	HARRIS, Chris	g	7-13	3-7	2-2	0	0	0	0	19	3	2	0	30
11	NICHOLAS, DQ	g	4-10	1-4	3-4	1	2	3	4	12	5	2	0	29
21	AKENTEN, Nana	g	3-10	3-6	0-0	3	4	7	1	9	0	1	0	29
25	RUSSELL, Nygal	g	1-5	0-3	1-2	1	2	3	0	3	0	1	0	20
02	LOVE, Jordan	g	1-3	0-1	0-0	0	2	2	0	2	4	0	0	21
03	REED, JR., Eric	g	8-10	3-4	0-0	0	2	2	2	19	1	0	0	23
14	JOHNSON, Nate	g	1-1	0-0	0-0	1	3	4	1	2	0	1	0	12
33	BRANSON, Dylan	g	0-1	0-1	0-0	0	0	0	1	0	1	0	0	8
Team						0	2	2						
Totals			30-62	10-26	12-16	11	20	31	12	82	19	7	1	200

FG % 1st Half: 16-32 50.0% 2nd half: 14-30 46.7% Game: 30-62 48.4%  
3FG % 1st Half: 5-12 41.7% 2nd half: 5-14 35.7% Game: 10-26 38.5%  
FT % 1st Half: 2-2 100.0% 2nd half: 10-14 71.4% Game: 12-16 75.0%

Officials: Greg Rennegarbe, Davis Maxwell, Cedric Coleman  
Technical fouls: Lipscomb-None. Southeast Missouri-None.  
Attendance: 580

Score by periods	1st	2nd	Total
Lipscomb	37	40	77
Southeast Missouri	39	43	82

Points	In	Off	2nd	Fast	Bench
LU	32	7	1	2	8
SEMO	28	23	12	4	23



Official Basketball Box Score -- Game Totals -- Final Statistics  
**SEMO vs Lipscomb**  
12-09-20 7 p.m. at Allen Arena -- Nashville, Tenn.



### SEMO 74 • 2-2

#	Player	Total		3-Ptr		Rebounds		PF	TP	A	TO	Blk	Stl	Min.
		FG-FGA	FG-FGA	FT-FTA	FT-FTA	Off	Def							
31	TAYLOR, Nolan	r	3-6	0-0	2-2	1	3	4	1	8	0	2	1	20
05	HARRIS, Chris	g	7-17	4-8	3-8	0	2	2	2	21	0	4	0	35
11	NICHOLAS, DQ	g	5-12	1-3	6-7	1	4	5	2	17	1	6	1	37
21	AKENTEN, Nana	g	1-3	0-2	0-0	1	3	4	2	2	2	2	1	22
25	RUSSELL, Nygal	g	3-4	0-1	3-5	4	4	8	5	9	1	2	0	29
02	LOVE, Jordan	g	2-6	0-1	4-6	1	4	5	2	8	2	1	0	29
03	REED, JR., Eric	g	2-3	1-2	0-0	1	2	3	4	5	0	2	0	30
14	JOHNSON, Nate	g	1-3	0-0	0-0	3	2	5	1	2	1	0	0	10
33	BRANSON, Dylan	g	1-1	0-0	0-0	0	0	0	3	2	1	2	0	13
Team						3	2	5						
Totals			25-55	6-17	18-28	15	26	41	22	74	8	21	3	225

FG % 1st Half: 7-22 31.8% 2nd half: 13-24 54.2% OT: 5-9 55.6% Game: 25-55 45.5%  
3FG % 1st Half: 3-8 37.5% 2nd half: 3-7 42.9% OT: 0-2 0.0% Game: 6-17 35.3%  
FT % 1st Half: 5-8 62.5% 2nd half: 12-19 63.2% OT: 1-1 100.0% Game: 18-28 64.3%

### Lipscomb 80 • 2-4

#	Player	Total		3-Ptr		Rebounds		PF	TP	A	TO	Blk	Stl	Min.
		FG-FGA	FG-FGA	FT-FTA	FT-FTA	Off	Def							
23	ASADULLAH, Ahsan	c	3-5	0-0	1-2	0	5	5	7	2	2	1	0	17
01	JONES, Greg	g	6-13	3-8	2-2	0	0	0	4	17	1	0	0	39
03	FERGUSON, Romeo	g	6-7	0-0	0-2	1	5	6	4	12	1	3	2	39
10	WOLFE, Jake	g	6-11	2-3	12-14	0	2	2	1	26	4	0	0	39
25	MILLER, Miles	g	0-4	0-1	0-0	0	1	1	1	0	1	2	0	15
02	PRUITT, Will	g	0-1	0-0	0-0	0	0	0	0	0	0	0	0	0
04	SHULMAN, Tanner	g	0-0	0-0	0-0	0	0	0	0	0	0	0	0	3
05	COLEMAN, Kaleb	g	0-2	0-1	0-0	0	1	1	0	0	0	0	0	8
11	JONES, Alex	g	2-3	1-2	0-0	0	4	4	1	5	5	1	0	20
12	CARY, Carson	g	3-5	3-5	2-2	0	1	1	1	11	0	1	0	16
13	HAZEN, Parker	g	0-3	0-0	0-0	0	1	1	5	0	0	0	0	12
14	MURR, Tommy	g	0-1	0-0	2-2	0	0	0	2	2	1	0	0	7
Team						2	2	4						
Totals			26-55	9-20	19-24	3	22	25	24	80	15	10	3	225

FG % 1st Half: 13-30 43.3% 2nd half: 9-20 45.0% OT: 4-5 80.0% Game: 26-55 47.3%  
3FG % 1st Half: 6-11 54.5% 2nd half: 2-8 25.0% OT: 1-1 100.0% Game: 9-20 45.0%  
FT % 1st Half: 0-0 0.0% 2nd half: 11-16 68.8% OT: 8-8 100.0% Game: 19-24 79.2%

Officials: Wil Howard, R.B. Clyburn, John Dillon  
Technical fouls: SEMO-None. Lipscomb-JONES, Greg; WOLFE, Jake.  
Attendance: 488

Score by periods	1st	2nd	OT	Total
SEMO	22	41	11	74
Lipscomb	32	31	17	80

Points	In	Off	2nd	Fast	Bench
SEMO	32	17	17	0	17
LIP	34	30	2	6	18

Game  
5Southeast Missouri 63  
Evansville 66 OT

December 15, 2020 • Ford Center • Evansville, Ind.



## EVANSVILLE, Ind.

Southeast Missouri lost in overtime for the third time when it fell to Missouri Valley Conference member Evansville, 66-63.

UE trailed, 54-48, with 2:50 left to play when it scored eight of the final 10 points of regulation and tied the game at 56-56. Jawaun Newton made two free throws with 21 seconds left to knot things up.

In overtime, SEMO led, 63-61, after Jordan Love split a pair of free throws with 18 seconds on the clock. On the ensuing possession, Shamar Givance made a layup and was fouled with one second remaining. Givance knocked down

the free throw to complete his 3-point play and send the Purple Aces to victory.

SEMO led by no more than six points in the game.

Nana Akenten, Nate Johnson and Eric Reed, Jr. combined for 18 of the Redhawks 26 points in a low scoring first half.

Reed, Jr. came off the bench to lead SEMO with 16 points on 6-of-11 field goals. Three of his makes came from 3-point range. Akenten followed with 14 points and a game-high 4-of-4 from distance. Nolan Taylor narrowly missed a double-double with 13 points and nine rebounds.

The Redhawks outrebounded UE, 41-32.

Game  
6UT Martin 69  
Southeast Missouri 67

December 18, 2020 • Show Me Center • Cape Girardeau, Mo.



## CAPE

## GIRARDEAU, Mo.

Eden Holt made a baseline jumper with one second

left to lift UT Martin to a 69-67 win over Southeast Missouri.

Chris Harris, who had a team and career-high 23 points, tied the game at 67-67 on his trey with eight seconds remaining.

Then, on the final possession, Holt drove to his right and got off his jumper which dropped through the basket to give the Skyhawks their Ohio Valley Conference opening victory.

SEMO, which lost for the first time in a game that didn't go to overtime, led for only 1:39 of the

contest.

In a back-and-forth battle that included four ties and six lead changes, the Redhawks never led by more than two points and were shaken off by the Skyhawks every time they made a run.

Holt's 3-pointer put UTM up, 54-48, with a little over six minutes to go.

A 3-pointer by Eric Reed, Jr. cut the Skyhawks lead in half before Nygal Russell converted a 3-point play to make it a 54-54 game.

With less than a minute to go, Harris made a jumper to pull SEMO within three before knocking down his game-tying shot.

Harris scored double figures for the fifth time in 2020-21.

Official Basketball Box Score - Final  
Southeast Mo. St. at Evansville  
12/15/20 Ford Center, Evansville  
2020-21 Men's BasketballGame Time: 6:00 PM  
Game Duration: 2:11

Officials: Gary Maxwell, Antonio Petty, Terry Wyrmer

Southeast Mo. St. - 63

Record: 2-3

NO.	Name	Min	FG	3P	FT	Rebounds	Fouls	TP	AS	TO	ST	Blocks	PF	BA	+/			
31	Nolan Taylor	F 23:16	6-11	0-0	1-3	0	9	9	4	5	13	1	2	0	0	1	-7	
5	Chris Harris	G 25:00	1-9	0-3	2-3	0	2	2	4	4	0	4	0	0	1	-11		
11	DQ Nicholas	G 26:56	1-5	0-2	0-0	0	7	7	5	0	2	4	3	1	0	1	-4	
21	Nana Akenten	G 27:59	4-6	4-4	2-2	3	2	5	3	1	14	0	1	0	0	1	3	
25	Nygal Russell	G 27:57	1-3	0-1	0-0	0	6	6	1	0	2	0	2	1	0	0	-9	
3	Eric Reed, Jr.	38:22	6-11	3-5	1-3	1	3	4	0	3	16	1	2	1	0	0	3	
2	Jordan Love	24:19	1-6	0-0	1-2	1	1	2	3	2	3	2	2	1	0	0	-1	
14	Nate Johnson	14:47	2-3	0-0	2-2	3	0	3	3	1	6	0	0	0	0	0	5	
33	Dylan Branson	10:24	1-1	1-1	0-0	0	0	0	1	1	3	1	0	0	0	0	-4	
Team																		
Totals			23-55	8-16	9-15	10	31	41	24	17	63	9	16	4	0	4	-3	

Technical Fouls: NONE

Dead Ball Rebounds: 1, 0

Evansville - 66

Record: 2-3

NO.	Name	Min	FG	3P	FT	Rebounds	Fouls	TP	AS	TO	ST	Blocks	BA	s/-				
			M-A	P-A	M-A	OR	DR	TOT	PF	FD								
2	Jax Levitch	F 34:00	0-3	0-3	0-0	1	6	7	1	0	0	1	0	0	0	13		
10	Evan Kuhlman	F 20:30	2-7	2-5	0-0	1	2	3	4	0	6	1	1	0	2	0	12	
3	Jawaun Newton	G 40:22	4-11	3-6	4-4	0	4	4	3	9	15	1	1	0	0	0	6	
5	Shamar Givance	G 38:39	7-13	0-1	6-8	0	3	3	3	5	20	5	2	1	1	0	-4	
30	Noah Frederking	G 35:31	4-6	2-4	1-2	0	3	3	0	3	11	0	0	0	0	0	6	
31	Iyen Enaruna	25:24	3-6	0-0	3-4	3	3	6	2	5	9	0	1	0	1	0	-5	
23	Trey Hall	11:42	1-3	1-2	0-0	0	1	1	1	0	3	0	1	2	0	0	-12	
41	Samari Curtis	11:39	0-2	0-0	2-4	0	3	3	1	2	2	0	1	1	0	0	-1	
00	Gage Bobe	02:39	0-1	0-1	0-0	0	0	0	0	0	0	0	0	0	0	0	5	
11	Thomas Gilgeous-Alexander	04:34	0-2	0-1	0-0	0	1	1	2	0	0	0	0	0	0	0	-5	
Team							0 1						0		2			
Totals			21-54		8-23		16-22		5 27 32		17 24		66		8 9 4		4 0 0 3	

Technical Fouls: NONE

Dead Ball Rebounds: 3, 0

	SEMO	EVAN
Biggest lead	6 (1 <sup>st</sup> 13:33)	5 (1 <sup>st</sup> 18:19)
Best Scoring Run	8 (2 <sup>nd</sup> 5:30)	7 (2 <sup>nd</sup> 7:07)
Lead Changes	8	
Times Tied	6	
Time with Lead	28:18	13:04
Points from Turnovers	13	12
Paint	24	20
Second Chance	12	7
Fast Breaks	8	9
Bench	28	14
Period by Period Scoring		
1st	26	30
2nd	30	7
OT	1	63
TOT	57	66

Official Basketball Box Score -- Game Totals -- Final Statistics  
UT Martin vs Southeast Missouri  
12-18-20 6:30 p.m. at Show Me Center -- Cape Girardeau, Mo.

## UT Martin 69 • 3-0, 1-0 OVC

#	Player		Total		3-Ptr		Rebounds		PF	TP	A	TO	Blk	Stl	Min
			FG-FGA	FG-FGA	FT-FTA	Off	Def	Tot							
12	KENNEDY, Ajani	f	1-5	0-3	0-0	3	3	6	4	2	2	1	0	0	26
33	ESKRIDGE, Kenton	f	4-7	1-2	0-2	0	2	2	1	9	3	2	0	0	26
00	HOLT, Eden	g	4-10	2-4	0-0	0	1	1	2	10	5	0	0	2	40
04	WILLIAMS, Jaron	f	5-9	3-3	0-0	1	5	6	3	13	0	2	1	0	29
15	HOLDEN, Cameron	g	8-14	1-1	7-7	2	8	10	3	24	1	3	0	4	31
02	THOMAS, Anthony	f	3-11	0-4	3-6	2	2	4	2	9	1	0	0	0	35
10	RUSTIN, Eric	f	0-1	0-0	2-2	0	1	1	2	2	0	1	1	0	13
Team						0	3	3							
Totals			25-57	7-17	12-17	8	25	33	17	69	12	9	2	6	200

FG % 1st Half: 12-27 44.4% 2nd half: 13-30 43.3% Game: 25-57 43.9%  
3FG % 1st Half: 4-10 40.0% 2nd half: 3-7 42.9% Game: 7-17 41.2%  
FT % 1st Half: 3-4 75.0% 2nd half: 9-13 69.2% Game: 12-17 70.6%

## Southeast Missouri 67 • 2-4, 0-1 OVC

#	Player	Total	3-Ptr	Rebounds				PF	TP	A	TO	Blk	Stl	Min
		FG-FGA	FG-FGA	FT-FTA	Off	Def	Total							
31	TAYLOR, Nolan	1-1	0-0	1-2	1	1	2	3	3	1	1	0	0	18
05	HARRIS, Chris	7-14	2-5	7-10	0	1	1	2	23	1	3	0	0	32
11	NICHOLAS, DQ	5-7	1-2	0-0	0	6	6	2	11	4	3	1	2	32
21	AKENTEN, Nana	2-7	1-5	0-0	0	3	3	2	5	2	1	0	1	30
25	RUSSELL, Nygal	1-3	0-2	2-4	3	2	5	3	4	6	1	0	1	21
02	LOVE, Jordan	3-7	3-6	0-0	1	1	2	2	9	2	2	0	1	19
03	REED, JR., Eric	3-10	2-7	2-2	0	1	1	2	10	1	0	1	0	27
10	PATTERSON, Manny	0-0	0-0	0-0	0	4	4	0	0	0	0	0	0	5
14	JOHNSON, Nate	1-2	0-0	0-1	0	2	2	1	2	0	0	1	0	9
33	BRANSON, Dylan	0-0	0-0	0-0	0	1	1	1	0	0	0	0	0	7
	Team				1	4	5							
Totals		23-51	9-27	12-19	6	26	32	18	67	17	11	3	5	200

FG % 1st Half: 10-24 41.7% 2nd half: 13-27 48.1% Game: 23-51 45.1%  
3FG % 1st Half: 2-10 20.0% 2nd half: 7-17 41.2% Game: 9-27 33.3%  
FT % 1st Half: 9-13 69.2% 2nd half: 3-6 50.0% Game: 12-19 63.2%

Officials: Bret Smith, James Hicks, Scott Tierney  
Technical fouls: UT Martin-None. Southeast Missouri-None.  
Attendance: 748

Score by periods	1st	2nd	Total
UT Martin	31	38	69
Southeast Missouri	31	36	67

Points	In	Off	2nd	Fast	Bench
UTM	26	8	12	2	11
SEMO	20	12	7	8	21





# Game 7

## Southeast Missouri 66 Indiana State 72

December 22, 2020 • Hulman Center • Terre Haute, Ind.



### TERRE HAUTE, Ind.

Indiana State scored 28 points at the free throw line to key a 72-66 win over Southeast Missouri.

One of the top free throw shooting teams in the Missouri Valley Conference, ISU shot 80 percent (28-of-35) from the charity stripe and that was the difference.

For the game, ISU and SEMO combined for 50 fouls and 62 free throw attempts.

The Redhawks never led en route to their first loss of the season that wasn't in overtime or decided by a last second shot.

ISU started the game on a 9-0

run to put SEMO into an early hole just 3:33 in. The Redhawks turned the ball over six times in that stretch.

Eric Reed, Jr. later buried a 3-pointer to get the Redhawks within four (20-16) at the 8:29 mark of the first half, but the Sycamores answered with the next five points extending their lead to 25-19.

SEMO committed 11 turnovers in the first half, which resulted in the Sycamores taking a 32-24 lead at the intermission.

The Redhawks, who trailed, 52-36, with a little over 12 minutes remaining, managed to get to within four (64-60) on a pair of Dylan Branson free throws with 1:40 to go.

Chris Harris led SEMO with 16 points.

# Game 8

## Southeast Missouri 63 Tennessee Tech 72

December 30, 2020 • Eblen Center • Cookeville, Tenn.



### COOKEVILLE, Tenn.

Southeast Missouri matched a season-low in points and had 19 turnovers in a 72-63 road loss to Tennessee Tech.

After Damaria Franklin's layup gave the Golden Eagles a double-digit lead at 15-5, the Redhawks used a 9-0 run to pull within one (15-14) with 11:41 remaining in the first half.

TTU immediately answered with a 9-0 run of its own and later led, 38-23, at halftime.

SEMO cut the Golden Eagles lead to four (56-52) when Eric

Reed, Jr. converted a 3-point play with 6:39 left, but that was as close as the Redhawks would get the rest of the way.

SEMO was within two possessions a total of six times in the final 4:39 of the contest, but couldn't catch the Golden Eagles.

Reed, Jr. led the Redhawks with 14 points and Chris Harris added 11.

SEMO shot 44.4 percent (24-of-54) from the field and 57.1 percent (8-of-14) at the free throw line. The Redhawks also turned the ball over 19 times.

Jr. Clay finished with a game-high 22 points to pace TTU.



Official Basketball Box Score - Final  
Southeast Mo. St. at Indiana St.  
12/22/20 Hulman Center, Terre Haute, Ind.  
2020-21 Men's Basketball

Game Time: 1:00 PM  
Game Duration: 2:08  
Attendance: 100

Southeast Mo. St. - 66												
Record: 2-5												
No.	Name	Min	FG	3P	FT	Rebounds	Fouls	TP	AS	TO	ST	Blocks
			M/A	M/A	M/A	OR	DR	PF				BS BA +/-
31	Nolan Taylor	18:09	4-6	0-0	3-4	4	2	6	2	3	11	1 0 0 0 0 -4
5	Chris Harris	35:55	5-12	1-4	5-7	1	5	6	1	6	16	2 2 0 0 1 -6
11	DQ Nicholas	26:13	3-7	0-1	3-5	0	1	1	4	4	9	1 5 2 0 0 -5
21	Nana Akenten	19:49	1-5	0-3	2-3	1	3	4	5	3	4	1 1 2 0 0 -8
25	Nygal Russell	16:05	0-5	0-2	0-0	0	4	4	0	0	0	0 3 0 0 0 -1
3	Eric Reed, Jr.	24:22	2-5	2-4	0-0	3	0	3	3	0	6	0 1 1 1 0 -8
14	Nate Johnson	00:49	0-0	0-0	0-0	0	0	0	1	0	0	0 1 0 0 0 -2
10	Manny Patterson	09:26	2-3	0-0	1-2	0	2	2	3	2	5	0 2 0 0 0 -4
44	Darrius Agnew	11:33	1-2	0-0	0-0	0	2	2	2	0	2	0 0 1 1 0 -3
2	Jordan Love	17:22	0-4	0-0	1-2	0	2	2	0	1	1	1 0 0 0 0 -2
33	Dylan Branson	20:17	3-3	3-3	3-4	1	3	4	2	4	12	1 4 0 0 0 3
Team						1	0	1				
Totals			21-52	6-17	18-27	11	24	35	27	23	66	7 19 6 1 1 -6

Indiana St. - 72												
Record: 3-2												
No.	Name	Min	FG	3P	FT	Rebounds	Fouls	TP	AS	TO	ST	Blocks
			M/A	M/A	M/A	OR	DR	PF				BS BA +/-
1	Tre Williams	34:24	3-5	0-0	5-7	2	6	8	4	8	11	1 4 0 1 0 3
3	Jake LaRavia	19:13	3-6	0-0	9-12	1	4	5	4	9	15	0 3 1 0 0 6
4	Cooper Neese	22:22	1-5	0-3	7-8	0	1	1	3	5	9	2 1 1 0 0 5
10	Julian Larry	24:58	0-3	0-2	0-0	0	1	1	2	0	0	1 1 2 0 0 0
11	Tyreke Key	30:29	5-9	1-4	7-7	0	5	5	2	4	18	2 2 0 0 0 9
20	Cobie Barnes	19:38	2-4	1-1	0-0	0	5	5	0	0	5	0 2 0 0 0 -3
14	Tobias Howard	22:19	2-6	1-3	0-0	0	0	0	2	0	5	3 1 0 0 0 -2
44	Randy Miller Jr.	21:45	4-8	1-4	0-1	1	2	3	1	1	9	1 0 1 0 1 -1
21	Ndongo Ndaw	04:52	0-0	0-0	0-0	0	0	0	2	0	0	0 1 1 0 0 -2
Team						1	0	1				
Totals			20-46	4-17	28-35	6	24	30	23	27	72	10 15 6 1 1 6

	SEMO	INS	Points from	SEMO	INS	Period by Period Scoring			
Biggest lead	0 (1 <sup>st</sup> 20:00)	16 (2 <sup>nd</sup> 12:38)	Turnovers	15	18				
Best Scoring Run	7(2 <sup>nd</sup> 6:25)	9(1 <sup>st</sup> 16:27)	Paint	30	24	SEMO	1st	2nd	TOT
Lead Changes	0		Second Chance	12	7		24	42	66
Times Tied	0		Fast Breaks	6	18	INS	32	40	72
Time with Lead	00:00	39:36	Bench	26	19				



Official Basketball Box Score - Final  
Southeast Missouri at Tennessee Tech  
12/30/20 Eblen Center, Cookeville, Tenn.  
2020-21 Men's Basketball

Game Time: 8:00 PM  
Game Duration: 1:52  
Attendance: 430

Southeast Missouri - 63												
Record: 2-6 (0-2)												
No.	Name	Min	FG	3P	FT	Rebounds	Fouls	TP	AS	TO	ST	Blocks
			M/A	M/A	M/A	OR	DR	PF				BS BA +/-
31	Nolan Taylor	14:59	4-5	0-0	0-0	0	2	2	3	1	6	0 1 1 0 0 0
3	Eric Reed, Jr.	31:12	5-9	2-5	2-4	2	0	2	3	4	14	1 1 0 0 0 -12
5	Chris Harris	24:42	3-9	2-4	3-4	0	3	3	2	4	11	2 3 0 0 0 -11
11	DQ Nicholas	31:16	3-8	0-1	2-4	1	3	4	2	4	8	4 1 0 0 0 -6
21	Nana Akenten	32:31	3-13	2-8	0-0	1	8	9	3	0	8	2 3 0 0 0 -1
14	Nate Johnson	02:34	0-0	0-0	0-0	0	0	0	0	0	0	0 0 0 0 0 -2
10	Manny Patterson	19:03	2-2	0-0	0-0	0	1	1	4	2	4	1 2 0 0 0 -6
25	Nygal Russell	15:47	2-5	1-2	0-0	0	1	1	1	1	5	0 1 1 0 0 -2
33	Dylan Branson	11:36	1-1	0-0	0-0	0	0	0	0	1	1	2 0 0 0 0 0
2	Jordan Love	12:56	1-1	0-0	1-2	0	3	3	0	1	3	1 2 2 0 0 0
44	Darrius Agnew	03:24	0-1	0-0	0-0	0	0	0	0	0	0	0 0 0 0 0 -1
Team						2	3	5				
Totals			24-54	7-20	8-14	6	24	30	19	18	63	16 19 5 1 4 -9

Tennessee Tech - 72												
Record: 1-9 (1-2)												
No.	Name	Min	FG	3P	FT	Rebounds	Fouls	TP	AS	TO	ST	Blocks
			M/A	M/A	M/A	OR	DR	PF				BS BA +/-
12	Amadou Sylla	25:58	6-9	0-0	1-3	3	4	7	0	3	13	1 1 0 0 0 2
12	Kenny White Jr.	15:12	1-4	0-3	0-0	0	3	3	1	0	2	0 1 0 1 0 4
23	Austin Harvell	21:25	1-5	1-5	1-2	1	0	1	2	1	4	1 2 2 1 0 14
3	Keishawn Davidson	29:15	4-8	0-3	1-2	0	1	1	2	3	9	4 2 1 0 0 9
4	Jr. Clay	34:21	5-10	1-4	11-14	0	4	4	2	8	22	4 1 4 0 0 10
0	Damaria Franklin	29:45	4-7	1-2	2-4	2	6	8	2	2	11	1 4 2 0 0 -1
11	Dane Quest	13:27	1-2	1-1	0-0	0	4	4	3	1	3	2 2 1 0 0 4
33	Shandon Goldman	14:52	2-4	0-0	0	1	1	3	1	6	0	1 1 0 0 0 5
22	Tujautae Williams	09:02	1-2	0-0	0-0	0	1	1	2	0	2	0 2 0 1 0 -11
10	CJ Gettelfinger	06:33	0-2	0-1	0-0	1	0	1	0	0	3	0 1 1 0 0 9
Team						1	3	4				
Totals			25-52	6-23	16-25	8	27	35	18	19	72	16 17 12 4 1 9

Technical Fouls: NONE															
SEMO			Tech			Points from			SEMO Tech			Period by Period Scoring			
Biggest lead	0 (1 <sup>st</sup> 20:00)		15 (1 <sup>st</sup> 0:30)			Turnovers	6		19			1st	2nd	TOT	
Best Scoring Run	9 (1 <sup>st</sup> 11:41)		9 (1 <sup>st</sup> 8:34)			Paint	30		38			SEMO	23	40	63
Lead Changes	0					Second Chance	6		12						
Times Tied	0					Fast Breaks	6		14						
Time with Lead	00:00		39:48			Bench	14		22			Tech	38	34	72

Game  
9Tennessee State 79  
Southeast Missouri 83 <sup>2OT</sup>

January 2, 2021 • Show Me Center • Cape Girardeau, Mo.



## CAPE

## GIRARDEAU, Mo.

DQ Nicholas scored a season-high 21 points and made a career-best 17 free

throws to lead Southeast Missouri to its first Ohio Valley Conference win, a thrilling 83-79 double overtime victory over Tennessee State.

SEMO tied a school record with 40 made free throws in 51 attempts and needed all of those to pull out its gritty win.

The Redhawks overcame a nine-point deficit with 2:03 left in regulation. Down, 65-56, Chris Harris made a 3-pointer and added a couple free throws to bring the

Redhawks within four. Then, Nicholas made a layup, was fouled and converted a 3-point play to cut the Tigers lead to one.

Nicholas later made two free throws with 36 seconds left to send the game to overtime.

Nolan Taylor split two free throws and Nana Akenten buried his pair of free throws with one second remaining in the second overtime period to ice the victory.

Nicholas led four Redhawk starters in double figures. Harris followed with 17 points, while Reed, Jr. and Taylor added 14 and 13, respectively.

SEMO outscored TSU, 40-22, at the free throw line.

Official Basketball Box Score -- Game Totals -- Final Statistics  
Tennessee State vs Southeast Missouri  
01-02-21 5 p.m. at Show Me Center -- Cape Girardeau, Mo.

## Tennessee State 79 • 1-6, 0-4 OVC

#	Player		Total		3-Ptr		Rebounds		PF	TP	A	TO	Blk	Stl	Min	
			FG-FGA	FG-FGA	FT-FTA	Off	Def	Total								
04	JOHNSON, Shakem	f	4-5	0-0	0-0	0	3	3	5	8	0	0	0	0	15	
22	LINDER, Josh	f	2-3	0-0	4-4	1	0	1	5	8	0	2	0	0	11	
00	FREEMAN, Mark	g	2-6	0-2	3-4	0	5	5	5	7	7	7	1	1	26	
01	FITZGERALD, JR., M.	g	7-14	4-8	0-0	0	2	2	4	18	3	4	0	0	46	
10	JOHAL, Monty	g	2-4	1-2	0-1	0	3	3	1	5	3	1	0	0	29	
03	WOMACK, Amorey	g	0-3	0-0	0-0	1	1	2	2	0	0	0	0	0	10	
11	BARRETT, Shakwon	g	0-1	0-0	0-0	0	1	1	0	0	1	4	1	1	12	
13	GREEN, Mason	g	3-5	0-0	4-4	0	1	1	5	10	0	1	1	0	25	
15	LANIER, Devonte	g	0-0	0-0	0-0	0	2	2	1	0	0	1	0	1	9	
23	MOODY, Ravel	g	4-7	2-3	8-9	3	4	7	4	18	1	2	1	1	38	
24	MOHAMED, Yusuf	g	1-6	0-3	3-6	2	7	9	4	5	1	3	0	1	29	
Team							2	2	4							
Totals			25-54		7-18		22-28		9 31 40		36 79		16 25		4 5 250	

FG % 1st Half: 10-25 40.0% 2nd half: 12-18 66.7% OT: 3-11 27.3% Game: 25-54 46.3% Deadball Rebounds 4  
3FG % 1st Half: 4-10 40.0% 2nd half: 3-7 42.9% OT: 0-1 0.0% Game: 7-18 38.9%  
FT % 1st Half: 4-4 100.0 2nd half: 11-13 84.6% OT: 7-11 63.6% Game: 22-28 78.6%

## Southeast Missouri 83 • 3-6, 1-2 OVC

#	Player		Total		3-Ptr		Rebounds		PF	TP	A	TO	Blk	Stl	Min	
			FG-FGA	FG-FGA	FT-FTA	Off	Def	Total								
31	TAYLOR, Nolan	f	4-6	0-0	6-11	2	1	3	4	14	0	1	0	1	22	
03	REED, JR., Eric	g	5-8	2-3	1-1	1	0	1	0	13	1	3	0	3	42	
05	HARRIS, Chris	g	4-18	3-10	6-7	0	1	1	4	17	1	1	2	1	43	
11	NICHOLAS, DQ	g	2-10	0-4	17-19	0	7	7	4	21	5	5	0	3	44	
21	AKENTEN, Nana	g	1-5	0-4	4-4	0	6	6	3	6	0	3	0	2	37	
02	LOVE, Jordan		1-3	0-0	2-3	1	1	2	0	4	0	0	1	0	12	
10	PATTERSON, Manny		1-1	0-0	3-4	1	2	3	3	5	1	0	2	0	11	
14	JOHNSON, Nate		1-1	0-0	0-0	1	0	1	0	2	0	0	0	1	7	
25	RUSSELL, Nygal		0-0	0-0	0-0	0	0	0	3	0	0	1	0	1	5	
33	BRANSON, Dylan		0-1	0-0	0-0	1	1	2	5	0	2	1	0	1	22	
44	AGNEW, Darrious		0-0	0-0	1-2	1	1	2	0	1	0	2	0	1	5	
Team							1 2 3									
Totals			19-53		5-21		40-51		9 22 31		26 83		10 17 5 14		250	

FG % 1st Half: 8-24 33.3% 2nd half: 8-20 40.0% OT: 3-9 33.3% Game: 19-53 35.8% Deadball Rebounds 5  
3FG % 1st Half: 2-7 28.6% 2nd half: 3-10 30.0% OT: 0-4 0.0% Game: 5-21 23.8%  
FT % 1st Half: 13-16 81.3% 2nd half: 16-18 88.9% OT: 11-17 64.7% Game: 40-51 78.4%

Officials: Greg Rennegarbe, Ford Branch, Jr., Chris Fuller  
Technical fouls: Tennessee State-None. Southeast Missouri-HARRIS, Chris.  
Attendance: 760  
SEMO tied a single-game program record with 40 free throws made

Score by periods	1st	2nd	OT	OT2	Total
Tennessee State	28	38	6	7	79
Southeast Missouri	31	35	6	11	83

	In	Off	2nd	Fast	Bench
Points	Paint	T/O	Chance	Break	
TSU	20	32	10	2	33
SEMO	20	32	13	0	12

Game  
10Southeast Missouri 66  
Belmont 77

January 7, 2021 • Curb Event Center • Nashville, Tenn.



## NASHVILLE, Tenn.

Nana Akenten had a double-double 20 points and 11 rebounds as

Southeast Missouri suffered its first double-digit loss of the season with a 77-66 setback at Ohio Valley Conference leader Belmont.

Slow starts in both halves hurt the Redhawks who fell to 0-10 all-time against the Bruins.

Belmont, down two at halftime, began the second half with a 14-2 run as SEMO missed 23 of its 35 field goals in the final 20 minutes.

Despite their struggles to get shots to fall, the Redhawks still played the Bruins closer than any

OVC team this season to date.

SEMO made only three of its first 19 field goals in the second half.

After falling behind by as many as 12 points with a little over eight minutes to play, the Redhawks battled back to cut the Bruins lead to 64-62 on a pair of free throws by Akenten with 3:22 on the clock.

Belmont countered by making five free throws in the last 52 seconds to close out its win.

Akenten became the first Redhawk to get a double-double in 2020-21. He shot 7-of-17 from the field, made three 3-pointers and hit 3-of-4 free throws.

SEMO's top scorer, Chris Harris, did not play due to a thumb injury.



Official Basketball Box Score - Final  
Southeast Mo. St. at Belmont  
01/07/21 Curb Event Center, Nashville  
2020-21 Men's Basketball

Game Time: 6:00 PM  
Game Duration: 1:52  
Attendance: 271

Officials: Bret Smith, Amy Bonner, Gabe Tucker

Southeast Mo. St. - 66			Record: 3-7 (1-3)																	
NO.	Name	Min	FG		3P		FT		Rebounds		Fouls		TP	AS	TO	ST	Blocks		+/-	
			M-A	M-A	M-A	M-A	OR	DR	PF	PD	BS	BA								
31	Nolan Taylor	F 09:20	2-6	0-0	0-0	2	3	5	4	0	4	0	1	1	0	1	0	0	0	
3	Eric Reed, Jr.	G 30:32	3-9	2-5	0-0	0	0	0	1	1	8	0	2	1	0	0	0	-11		
11	DQ Nicholas	G 23:51	0-7	0-3	2-2	1	1	2	0	1	2	2	3	1	0	2	-13			
21	Nana Akenten	G 35:02	7-17	3-11	3-4	1	10	11	3	1	20	2	1	2	0	0	-13			
33	Dylan Branson	G 18:22	0-1	0-1	3-3	2	2	4	0	1	3	2	1	0	0	0	-14			
10	Manny Patterson	18:54	4-6	0-0	0-0	1	3	4	4	1	8	0	1	0	2	1	-2			
2	Jordan Love	25:59	5-8	0-1	2-2	0	4	4	0	1	12	6	1	0	0	0	2			
25	Nygal Russell	27:12	1-5	1-2	0-0	1	5	6	1	0	3	2	1	2	0	1	2			
14	Nate Johnson	06:33	1-2	0-0	0-2	2	1	3	3	1	2	0	1	0	1	1	-6			
44	Darrious Agnew	04:15	1-1	1-1	1-2	0	0	0	2	1	4	0	1	0	1	0	0			
Team					2		0		2		0		0		2					
Totals			24-62		7-24		11-15		12		29		41		18		68		14	
Technical Fouls: NONE																				
Shooting By Period																				
1st		FG%	12-27		44.4%															
		3PT%	5-12		41.7%															
		FT%	6-7		85.7%															
2nd		FG%	12-35		34.3%															
		3PT%	2-12		16.7%															
		FT%	5-8		62.5%															
GM FG%		24-62		38.7%																
3PT%		7-24		29.2%																
FT%		11-15		73.3%																
Dead Ball Rebounds: 3-0																				

Technical Fouls: NONE

Belmont - 77		Record: 11-1 (5-0)										Shooting %									
NO.	Name	Min	FG		3P		FT		Rebounds		Fouls		TP	AS	TO	ST	Blocks		+/-		
			M	A	M	A	M	A	OR	DR	PF	PD					BS	BA			
21	Derek Sabin	F	17:51	2-3	0-0	2-5	3	2	5	0	3	6	1	3	0	0	0	0	17		
33	Nick Muszynski	C	22:39	9-14	0-0	8-11	1	1	2	4	7	26	2	0	0	2	2	11	1st FG% 15-31		
2	Grayson Murphy	G	31:21	4-8	0-1	0-0	2	7	9	0	3	8	5	2	2	1	1	20	3PT% 1-10 10.0%		
3	Luke Smith	G	32:44	4-10	2-6	2-2	0	7	7	0	2	12	4	1	1	1	0	15	FT% 2-4 50%		
22	Ben Sheppard	G	35:47	3-10	1-5	1-2	1	3	4	1	1	8	4	2	4	1	0	17	2nd FG% 15-31 48.0%		
0	Even Brauns		05:22	1-1	0-0	0-0	0	1	1	0	0	2	0	1	0	0	0	0	3PT% 3-10 30.0%		
1	Mitch Listau		06:02	0-1	0-1	0-0	0	1	1	0	0	0	0	0	0	0	0	-5	FT% 11-17 64.7%		
12	EJ Bellinger		07:46	1-2	0-1	0-0	0	0	0	0	0	2	0	0	0	1	0	-9	GM FG% 30-62 48.4%		
20	Tate Pierson		21:40	0-3	0-3	0-0	0	2	2	1	0	0	0	0	0	0	0	0	3PT% 4-20 20.0%		
24	JaCobi Wood		15:28	5-8	1-3	0-1	1	2	3	1	1	11	1	1	0	0	1	-11	FT% 13-21 61.9%		
25	Frank Jakubicek		03:20	1-2	0-0	0-0	0	1	1	1	1	2	0	0	0	0	0	0	Dead Ball Rebounds: 2		
Team						1			0			1									
Totals			30-62			4-20			13-21			9			27			36			

Technical Fouls: Coach 2<sup>nd</sup> 3



# Game 11

## Morehead State 64 Southeast Missouri 50

January 16, 2021 • Show Me Center • Cape Girardeau, Mo.



### CAPE GIRARDEAU, MO

Nana Akenten scored 14 points as Southeast Missouri dropped

a 64-50 decision to Morehead State.

SEMO played for the first time in over a week after being on pause since Jan. 8 due to COVID-19 protocols. The Redhawks practiced only once and had a pregame shoot-around before the contest.

The Redhawks and Eagles were tied, 31-31, at halftime, but MSU dominated the second half to claim its fifth-straight victory and eighth in 10 games.

MSU opened the second stanza with an 8-0 run and outscored SEMO, 33-19, in the final 20 minutes.

The Redhawks couldn't get the Eagles lead under five points at any point following MSU's surge.

Akenten started the game strong burying his first two 3-pointers in the opening 1:32 of the contest.

He scored double figures in back-to-back games for the first time this season. Akenten shot 5-of-9 from the field and 4-of-7 from downtown. He also grabbed five rebounds and made four 3-pointers in a game for the third time.

Jordan Love, Nolan Taylor and Eric Reed, Jr. followed with six points each. SEMO outrebounded MSU, 32-31.

SEMO shot 40.9 percent (18-of-44) for the game. The Redhawks turned the ball over 19 times.

### Official Basketball Box Score -- Game Totals -- Final Statistics Morehead State vs Southeast Missouri 01-16-21 4 p.m. at Show Me Center -- Cape Girardeau, Mo.

#### Morehead State 64 • 9-6, 6-2 OVC

#	Player	Total			3-Ptr			Rebounds			PF	TP	A	TO	Blk	Stl	Min
		FG	FGA	FT	FTA	FG	FGA	Off	Def	Tot							
03	BAKER, JR., James	f	6-6	2-2	0-1	2	4	6	2	14	0	1	0	0	0	31	
04	BROOME, Johni	f	3-7	0-0	4-5	1	4	5	3	10	0	3	1	3	25		
01	COOPER, DeVon	g	5-9	1-3	0-0	0	5	5	1	11	3	0	0	2	30		
02	HUNT, JR., KJ	g	3-6	1-2	1-3	1	3	4	2	8	4	4	0	0	29		
05	POTTER, Skyelar	g	5-12	1-4	0-0	0	2	2	2	11	1	0	0	0	33		
11	DIXON, Julius		0-1	0-1	0-0	0	0	0	0	0	0	0	0	0	1		
13	STANLEY-WILLIAMS, J.		0-0	0-0	0-0	0	0	0	0	0	0	0	0	0	1		
22	BRYAN, JR., LJ		0-2	0-0	4-4	1	1	2	1	4	0	0	0	0	13		
23	SEBREE, Jaylen		0-1	0-1	1-4	1	2	3	4	1	0	4	0	1	11		
25	THELWELL, Drew		0-0	0-0	0-0	0	0	0	0	0	0	0	0	0	1		
55	COOPER, Ta'lon		1-6	1-3	2-2	0	1	1	1	5	0	0	1	2	25		
Team						1	2	3									
Totals			23-50	6-16	12-19	7	24	31	16	64	8	12	2	8	20		
FG % 1st Half: 10-24		41.7%	2nd half: 13-26	50.0%	Game: 23-50	46.0%											Deadball Rebounds 1
3FG % 1st Half: 3-10		30.0%	2nd half: 3-6	50.0%	Game: 6-16	37.5%											
FT % 1st Half: 8-10		80.0%	2nd half: 4-9	44.4%	Game: 12-19	63.2%											

FG % 1st Half: 10-24 41.7% 2nd half: 13-26 50.0% Game: 23-50 46.0% Deadball Rebounds 1  
3FG % 1st Half: 3-10 30.0% 2nd half: 3-6 50.0% Game: 6-16 37.5%  
FT % 1st Half: 8-10 80.0% 2nd half: 4-9 44.4% Game: 12-19 63.2%

#### Southeast Missouri 50 • 3-8, 1-4 OVC

#	Player	Total			3-Ptr			Rebounds			PF	TP	A	TO	Blk	Stl	Min
		FG	FGA	FT	FTA	FG	FGA	Off	Def	Tot							
31	TAYLOR, Nolan	f	3-6	0-0	0-0	0	3	3	0	6	3	3	0	0	0	23	
03	REED, JR., Eric	g	2-5	1-3	1-2	0	1	1	2	6	3	2	0	0	0	22	
05	HARRIS, Chris	g	2-10	1-6	0-0	0	2	2	1	5	3	0	0	2	28		
11	NICHOLAS, DQ	g	0-1	0-0	2-5	0	3	3	1	2	2	3	0	0	0	24	
21	AKENTEN, Nana	g	5-9	4-7	0-1	2	3	5	2	14	0	3	1	1	28		
02	LOVE, Jordan		3-5	0-1	0-0	0	3	3	2	6	0	2	0	1	0	18	
10	PATTERSON, Manny		0-1	0-0	2-2	3	1	4	3	2	1	1	3	0	1	11	
13	LONG, Parker		0-0	0-0	0-0	0	0	0	0	0	0	0	1	0	0	6	
14	JOHNSON, Nate		0-1	0-0	0-1	0	0	0	3	0	0	0	0	0	0	7	
25	RUSSELL, Nygal		1-3	1-3	0-0	0	3	3	3	3	1	2	0	0	0	14	
33	BRANSON, Dylan		2-3	2-2	0-0	0	4	4	1	6	0	2	0	0	1	19	
Team			1			3	4										
Totals			18-44	9-22	5-11	6			26	32	18	50	13	19	4	5	200
FG % 1st Half: 12-24 50.0% 2nd half: 6-20 30.0% Game: 18-44 40.9%																	
3FG % 1st Half: 6-12 50.0% 2nd half: 3-10 30.0% Game: 9-22 40.9%																	
FT % 1st Half: 1-3 33.3% 2nd half: 4-8 50.0% Game: 5-11 45.5%																	
																Deadball Rebounds	2

FG % 1st Half: 12-24 50.0% 2nd half: 6-20 30.0% Game: 18-44 40.9% Deadball Rebounds 2  
3FG % 1st Half: 6-12 50.0% 2nd half: 3-10 30.0% Game: 9-22 40.9%  
FT % 1st Half: 1-3 33.3% 2nd half: 4-8 50.0% Game: 5-11 45.5%

Officials: Greg Rennegarbe, Kelly Davis, Jon Julius  
Technical fouls: Morehead State-None. Southeast Missouri-None.  
Attendance: 799

Score by periods	1st	2nd	Total
Morehead State	31	33	64
Southeast Missouri	31	19	50

Points	In	Off	2nd	Fast	Bench
MOR	30	22	10	2	10
SEMO	18	2	5	0	17