



2020-21 SOUTHEAST MISSOURI BASKETBALL

Game
9



Schedule

November (1-0)

28 at Kansas City ! W, 71-66

December (1-6, 0-2 OVC)

2 Southern Illinois ESPN+ **L, 79-87** OT
7 Lipscomb ESPN+ **W, 82-77**
 9 at Lipscomb ESPN+ L, 74-80 OT
 12 at UT Martin* ESPN+ Postponed
 15 at Evansville ESPN+ L, 63-66 OT
18 UT Martin* ESPN+ **L, 67-69**
 22 at Indiana State ESPN+ L, 66-72
 30 at Tennessee Tech* ESPN+ L, 63-72

January

2 Tennessee State* ESPN+ **5 p.m.**
 7 at Belmont* ESPN+ 7 p.m.
 9 at Tennessee State* ESPN+ 4 p.m.
14 Murray State* ESPN+ **8 p.m.**
16 Austin Peay* ESPN+ **5 p.m.**
 21 at Morehead State* ESPN+ 6 p.m.
 23 at Eastern Kentucky* ESPN+ 3 p.m.
28 SIU Edwardsville* ESPN+ **8 p.m.**
30 Eastern Illinois* ESPN+ **5 p.m.**

February

4 Tennessee Tech* ESPN+ **8 p.m.**
6 Jacksonville State* ESPN+ **5 p.m.**
 11 at Murray State* ESPN+ 7:30 p.m.
 13 at Austin Peay* ESPN+ 4 p.m.
18 Eastern Kentucky* ESPN+ **8 p.m.**
19 Morehead State* ESPN+ **8 p.m.**
 25 at Eastern Illinois* ESPN+ 7:30 p.m.
 27 at SIU Edwardsville* ESPN+ 5 p.m.

March

3 OVC Tournament First Round Evansville, Ind.
 4 OVC Tournament Quarterfinals Evansville, Ind.
 5 OVC Tournament Semifinals Evansville, Ind.
 6 OVC Championship Evansville, Ind.

All games are broadcast live on the radio at Real Rock 99.3 FM. All times Central and Subject to Change;
 Home Games in Bold; * - Denotes Ohio Valley Conference Game; ! - Negro League Baseball Museum Tip-Off Classic (Kansas City, Mo.)

Tennessee State (1-5, 0-3) vs. Southeast Missouri (2-6, 0-2)

Follow the Redhawks

Radio.....Real Rock 99.3 FM
 (Erik Sean)
Video.....ESPN+
Live Stats.....GoSoutheast.com
Twitter.....@SEMOMBB

Date.....Saturday, January 2, 2021
Tip-Off.....5 p.m., CT
Location.....Cape Girardeau, Mo.
Arena.....Show Me Center (7,000)
Series.....TSU leads, 28-22
Last Meeting.....TSU 75, SEMO 73
 (January 11, 2020 | Cape Girardeau, Mo.)

Head Coaches..Brad Korn (2-6 overall, 2-6 at SEMO; 0-2 OVC). Brian "Penny" Collins (28-41 overall; 28-41 at TSU).

Strategic Communications

Jeff Honza, Assistant Director of Athletics
Office Phone.....(573) 651-2933
Mobile.....(618) 528-1145
Email.....redhawk1@me.com

Happy New Year

Southeast Missouri (2-6, 0-2) rings in the New Year when it plays host to Tennessee State (1-5, 0-3) Saturday. Tip-off is set for 5 p.m., CT at the Show Me Center.

Follow the Redhawks

Fans can listen live on the radio at Real Rock 99.3 FM with Erik Sean calling the action. Video can be accessed online at ESPN+. Live stats are available at GoSoutheast.com. Twitter updates provided @SEMOMBB.

2021 is Here

The Redhawks look to start the New Year with a win when they take the court against Tennessee State Saturday. Southeast Missouri last posted a victory in its first game of the New Year when it beat Austin Peay, 86-84, on Jan. 3, 2013.

December is Done

Southeast Missouri wrapped up December with a 1-6 record. The Redhawks ended the month on a five-game losing streak and averaged just 65 points in their last four contests.

See You Soon

The Redhawks will face Tennessee State again exactly one week from Saturday. Following Saturday's matchup, Southeast Missouri will hit the road for four of its next six games and square off against the Tigers in Nashville on Jan. 9.

Series History

Tennessee State leads its all-time series against Southeast Missouri, 28-22. TSU won three of the last five meetings in the series. The Tigers edged the Redhawks, 75-73, at the Show Me Center a year ago.

Good to be Home

Saturday marks Southeast Missouri's first home game in 15 days. The Redhawks last played at home when they opened Ohio Valley Conference action vs. UT Martin on Dec. 18. SEMO is 1-2 at the Show Me Center this season.

Searching For First League Wins

Southeast Missouri and Tennessee State are presently 11th and 12th in the Ohio Valley Conference standings, respectively. Both are searching for their first league victories of the season. SEMO (0-2), TSU (0-3) and Eastern Illinois (0-1) are the OVC schools without a conference win.

About Tennessee State

Tennessee State comes to Cape Girardeau on a two-game losing streak. The Tigers are off to a 0-3 start in Ohio Valley Conference play after falling twice to league leader Belmont and once to OVC co-preseason favorite Austin Peay. TSU does not have a win over an NCAA Division I team in 2020-21. The Tigers lone victory was against NAIA affiliate Crowley's Ridge College (90-68) on Dec. 19. TSU is last in the OVC in free throw percentage (.620) and 3-point field goals made (5.7 per game). Sophomore Mark Freeman leads the Tigers and stands sixth in the conference in scoring with



Southeast Missouri or **SEMO** is the preferred reference for Southeast Missouri State University athletic teams. Southeastern Missouri State is not an acceptable reference.



16 points per contest. Freeman is also TSU's best free throw shooter with a 83.9 percent (26-of-31) clip.

Reed Jr. Returns to Starting Lineup

Eric Reed, Jr. returned to the starting lineup at Tennessee Tech (Dec. 30). Reed, Jr. led the Redhawks with 14 points on 5-of-9 field goals, a pair of 3-pointers and 2-of-4 free throws. It was his fifth double-digit game this season. Reed, Jr. logged his third start and first since Dec. 2 (vs. Southern Illinois). He enters Saturday's game as Southeast Missouri's second-leading scorer with just under 11 points a game (10.9).

Last Time Out

Southeast Missouri matched a season-low in points and had 19 turnovers in a 72-63 road loss to Tennessee Tech on Dec. 30. SEMO suffered its fifth-straight loss as the nine-point defeat marked its largest of the season. The Redhawks trailed, 38-23, at halftime and pulled to within four (56-52) when Eric Reed, Jr. converted a 3-point play with 6:39 left. SEMO was within two possessions a total of six times in the final 4:39 of the game, but couldn't catch the Golden Eagles.

Sharp Shooting

Southeast Missouri leads the Ohio Valley Conference with a .376 3-point field goal percentage. The Redhawks have made 62-of-165 three-pointers through eight contests. SEMO is averaging just under eight (7.8) 3-pointers a game. The Redhawks have made 25 more 3-pointers than made eight games into their 2019-20 campaign (37).

Let's Get Ahead

The Redhawks have not led in each of their previous two games. Southeast Missouri's last lead came with 1:12 in the first half vs. UT Martin on Dec. 18. Nate Johnson threw down a dunk to give the Redhawks a 29-28 advantage.

Looking to Improve

Southeast Missouri will be working to improve its free throw shooting when it squares off against Tennessee State Saturday. SEMO is 11th in the Ohio Valley Conference in that category shooting 62.3 percent (109-of-175). The Redhawks are averaging over eight missed free throws per game (8.2). SEMO has

also committed 19 or more turnovers in three of its last five games.

Redhawks Fall in OVC Opener

Southeast Missouri dropped another close game, this time a 69-67 setback in its Ohio Valley Conference opener vs. UT Martin on Dec. 18. SEMO fell to 10-20 all-time in Ohio Valley Conference openers. The Redhawks are in their 30th season as a member of the OVC.

Season of Thrillers

The Redhawks have lost three games in overtime and one on a last second shot this season. Southeast Missouri has been involved in a one-possession contest in regulation during the final minute of all those contests. SEMO has been outscored by a close 3.0 margin through eight games.

Agnew Checks In

Forward Darrious Agnew saw his first action of the 2020-21 season when he logged 12 minutes off the bench at Indiana State (Dec. 22). Agnew scored two points, grabbed two rebounds, gathered a block and collected one steal. It was the first game he played since Feb. 29, 2020 (at UT Martin).

Give it Up for the Freshman

Freshman Dylan Branson scored double figures for the first time in his college career when he dropped in 12 points at Indiana State (Dec. 22). Branson made a perfect 3-of-3 three-pointers and added 3-of-4 free throws in a season-high 20 minutes against the Sycamores. He also had four rebounds.

Branson has played in all seven games this season.

Patterson Takes the Court

A day after the NCAA voted all Division I transfers could play immediately, forward Manny Patterson took the court for the first time in a Redhawk uniform. A transfer from Green Bay, Patterson grabbed four rebounds in five minutes off the bench. In three games, Patterson is averaging three points and 2.3 rebounds.

Top Scorer

Chris Harris scored double figures for the seventh time in eight starts this season when he finished with 11 points at Tennessee Tech (Dec. 30). Harris, who leads Southeast Missouri and ranks seventh in the Ohio Valley Conference with 15.9 points a game, has scored over 20 points twice this year. He also leads the Redhawks with 16 three-pointers made. Harris finished as SEMO's leading scorers five times thus far.

Russell Clears 200 Rebounds

Nygyl Russell grabbed five rebounds vs. UT Martin (Dec. 18) and as a result surpassed 200 rebounds in his career (207). A redshirt-junior, Russell is now approaching 100 assists in his career. He is four away from that mark.

Working Overtime

The Redhawks went to overtime in three of their seven games this year. Southeast Missouri lost at home to Southern Illinois (87-79) on Dec. 2 and at Lipscomb (80-74) on Dec.

2020-21 OVC Standings (as of Dec. 30)

	OVC					Overall						
	Record	Pct.	Home	Away	Streak	Record	Pct.	Home	Away	Neutral	Streak	
Belmont	3-0	1.000	2-0	1-0	W3	9-1	0.900	3-1	3-0	3-0	W6	
Jacksonville State	3-0	1.000	2-0	1-0	W3	7-2	0.778	3-0	1-2	3-0	W4	
SIUE	1-0	1.000	0-0	1-0	W1	3-4	0.429	0-1	2-2	1-1	W1	
Eastern Kentucky	2-1	0.667	2-0	0-1	W1	8-2	0.800	5-0	1-2	2-0	W3	
Austin Peay	2-1	0.667	1-0	1-1	W2	6-3	0.667	3-1	1-1	2-1	W2	
UT Martin	1-1	0.500	0-0	1-1	L1	3-3	0.500	2-1	1-2	0-0	L3	
Murray State	1-2	0.333	1-0	0-2	L2	4-4	0.500	4-0	0-4	0-0	L2	
Morehead State	1-2	0.333	1-1	0-1	L1	4-6	0.400	4-1	0-4	0-1	L2	
Tennessee Tech	1-2	0.333	1-1	0-1	W1	1-9	0.100	1-2	0-7	0-0	W1	
Eastern Illinois	0-1	0.000	0-0	0-1	L1	3-5	0.375	2-0	1-5	0-0	L1	
Southeast Missouri	0-2	0.000	0-1	0-1	L2	2-6	0.250	1-2	0-4	1-0	L5	
Tennessee State	0-3	0.000	0-2	0-1	L3	1-5	0.167	1-3	0-2	0-0	L2	



9. The Redhawks also fell to Evansville (66-63) on the road on Dec. 15. SEMO was involved in only one overtime game in 31 contests last season. The three overtimes are the most the Redhawks have played during a season in non-conference action in program history.

Board Certified

The Redhawks outrebounded their opponent five times this season. Southeast Missouri ranks second in the Ohio Valley Conference with a +5.2 rebounding margin and is outrebounding its opponents, 291-249. The Redhawks are also averaging 10 offensive rebounds per contest.

Regulation

Southeast Missouri lost for the first time in regulation this season when UT Martin escaped with a win on a last second shot on Dec. 18. Prior to that game, SEMO was 2-0-3 in regulation basketball.

Stealing the Show

DQ Nicholas and Jordan Love each lead the Redhawks and are tied for 12th in the Ohio Valley Conference with 11 steals. Both are averaging 1.4 steals per contest.

First Home Win for Korn

Head Coach Brad Korn earned his first career win at the Show Me Center when Southeast Missouri beat Preseason Atlantic Sun Conference favorite Lipscomb (Dec. 7). The

Redhawks led for the final 11:04 of the tight contest after Eric Reed, Jr.'s jumper gave them a 56-55 edge. SEMO then fought off the Bisons who pulled to within a point six times in the last 10 minutes of the game.

Strong Start

Southeast Missouri started a season at 2-1 for the first time since 2016-17. That year, the Redhawks dropped its season-opener at Illinois before beating Hannibal-LaGrange (86-54) at home and Western Illinois (74-71) on the road. SEMO already has two wins over NCAA Division I opponents this young season -- 71-66 at Kansas City (Nov. 28); 82-77 vs. Lipscomb (Dec. 2). The Redhawks had only five wins against NCAA Division I foes in 2019-20.

Big Improvement

The Redhawks second win of the 2020-21 campaign came vs. Lipscomb on Dec. 7. Last year, Southeast Missouri didn't pick up its second victory over an NCAA Division I opponent until early February (76-72, vs. Jacksonville State, Feb. 6).

Closing Out Late

Southeast Missouri won two of its first three games of 2020-21 by five points -- 71-66 at Kansas City (Nov. 28); 82-77 vs. Lipscomb (Dec. 7). In those two wins, SEMO led with five minutes remaining before closing out its victories. A year ago, the Redhawks led with

2020-21 Stats Comparison

TSU	SEMO
1-5.....Record	2-6
0-3.....Conference Record.....	0-2
67.5.....Points Per Game.....	70.6
73.0.....Opp. Points Per Game.....	73.6
-5.5.....Scoring Margin.....	-3.0
.413.....Field Goal Percentage.....	.444
.424.....Opp. Field Goal Percentage.....	.456
.248.....3-Point Field Goal Percentage.....	.376
.338.....Opp. 3-Point Field Goal Percentage.....	.365
.620.....Free Throw Percentage.....	.623
.671.....Opp. Free Throw Percentage.....	.738
36.5.....Rebounds Per Game	36.4
40.7.....Opp. Rebounds Per Game.....	37.1
-4.2.....Rebounding Margin	+5.3
12.3.....Assists Per Game.....	13.6
15.5.....Turnovers Per Game	15.4
+1.0.....Turnover Margin.....	-3.0
2.7.....Blocks Per Game	2.6
7.0.....Steals Per Game.....	6.3

This Week's Schedule

Wednesday, December 30
Belmont 68, Murray State 55
Eastern Kentucky 69, Eastern Illinois 61
Jacksonville State 80, UT Martin 70
Austin Peay 68, Tennessee State 59
Tennessee Tech 72, Southeast Missouri 63

Saturday, January 2
Belmont at UT Martin, 4 p.m.
Morehead State at Murray State, 4 p.m.
Tennessee Tech at Eastern Illinois, 4 p.m.
Eastern Kentucky at Austin Peay, 4 p.m.
Jacksonville State at SIUE, 5 p.m.
Tennessee State at Southeast Missouri, 5 p.m.

SEMO Probable Starters



3

Eric Reed, Jr.
G / 6-2 / 190 / Jr.
Baton Rouge, La.

10.9 ppg, 2.5 rpg,
0.5 apg



5

Chris Harris
G / 6-3 / 205 / R-Jr.
Antioch, Ill.

15.9 ppg, 2.3 rpg,
2.1 apg



11

DQ Nicholas
G / 6-1 / 180 / So.
Atlanta, Ga.

9.3 ppg, 3.8 rpg,
2.4 apg



21

Nana Akenten
G / 6-6 / 215 / Jr.
Bolingbrook, Ill.

8.4 ppg, 5.8 rpg,
1.3 apg



31

Nolan Taylor
F / 6-7 / 260 / Gr.
Keller, Texas

10.4 ppg, 5.6 rpg,
1.3 apg



Honors & Awards

--
--

five minutes left in regulation only six times and won four games in that situation. SEMO dropped four games by one possession in the final five minutes in 2019-20.

Nolan is Rollin'

Redhawks big man Nolan Taylor ranks third on the team in scoring (10.4 ppg) and second in rebounding (5.6 rpg). Taylor has scored double figures in five of his first eight starts and just missed a double-double with 13 points and nine boards at Evansville (Dec. 15). Taylor established season-bests in points (16), assists (5) and minutes (28) against Lipscomb (Dec. 7). He previously scored 10 points vs. Kansas City (Nov. 28) and 14 vs. Southern Illinois (Dec. 2). Taylor is also the Redhawks second-leading free throw shooter with a 70 percent clip (21-of-30). SEMO is the third Division I school Taylor has played basketball at. Prior to joining the Redhawks, he spent two seasons at Pepperdine and two at Cal Poly. Taylor's 2019-20 campaign was limited to 14 games due to injury.

Seeing Double

The Redhawks currently have three players averaging double figures in the scoring column. Chris Harris leads the way with 15.9 points per game. Eric Reed, Jr. (10.9) and Nolan Taylor (10.4 ppg) round out that group.

10 Again

For the second this season, Southeast Missouri made 10 three-pointers. The Redhawks shot 10-of-26 from 3-point range with Chris Harris, Nana Akenten and Eric Reed, Jr. knocking down three apiece vs. Lipscomb (Dec. 7). SEMO had 10 made threes in a game only one time in 2019-20. That happened exactly one year ago Dec. 7 -- 10, at Drake in 2019.

Four in Double-Digits

Four Redhawks have scored double figures in three of seven games this 2020-21 season. Most recently, Chris Harris (19), Eric Reed, Jr. (19), Nolan Taylor (16) and DQ Nicholas (12) accomplished the feat vs. Lipscomb (Dec. 7).

Spark Plug

Eric Reed, Jr. notched a season-best 19 points off the bench vs Lipscomb (Dec. 7). Reed, Jr. shot 8-of-10 from the field and a near-perfect 3-of-4 from 3-point range in 23 minutes. He led the Redhawks with 16 points off the bench

at Evansville (Dec. 15) and followed that up with 10 points vs. UT Martin (Dec. 18) three days later. He is the Redhawks second-leading scorer with 10.9 points a game.

OVC Top-Five

The Redhawks rank among the top five Ohio Valley Conference teams in several categories thus far. Southeast Missouri is first in 3-point field goal percentage (.376), third in rebounding defense (31.1 rpg), second in rebounding margin (+6.7), fourth in defensive rebounds (26.4 rpg), first in defensive rebound percentage (.824) and fourth in 3-point field goals made (7.8 per game).

Shot Blockers

The Redhawks recorded seven blocks against Southern Illinois (Dec. 2). Just two games into its 2020-21 campaign, Southeast Missouri surpassed its season-best of six in 31 games a year ago -- at Morehead State (Jan. 30, 2020). SEMO posted a combined 12 blocks in its first two contests. The last time the Redhawks had that many blocks in the first two games of a season was 2007-08 (9 at Xavier, Nov. 10; 3 at Illinois State, Nov. 14).

Did You Say 50?

Southeast Missouri grabbed 50 rebounds against Southern Illinois (Dec. 2). SEMO outrebounded the Salukis 50-37 for a +13 margin. The Redhawks man-handled SIU, 18-4, on the offensive glass. SEMO last had 50 or more rebounds in a game vs. Southeastern Louisiana (50) on Dec. 6, 2014. The Redhawks became the third Ohio Valley Conference team to get 50 rebounds in a game this year.

Sharing the Basketball

The Redhawks assisted 21 of their 31 made field goals against Southern Illinois (Dec. 2). It was Southeast Missouri's highest number of assists in a game in 37 contests. The last time SEMO had over 20 assists was at Eastern Illinois (23) on Feb. 16, 2019. SEMO has had 17 or more assists in three games this season.

Career High in Rebounds

Southeast Missouri's second-leading rebounder with 5.6 boards per game, Nygal Russell established a new career-high with 11 rebounds vs. Southern Illinois (Dec. 2). For Russell, it was the first double-digit rebound game of his career. The 11 boards surpassed



his previous career-best of eight vs. Belmont on Mar. 2, 2019.

Experienced Russell

Nygal Russell has the most experience on Southeast Missouri's 2020-21 roster. Russell is playing his third season with the Redhawks as a redshirt-junior. He has scored 378 points, dished out 96 assists, knocked down 43 three-pointers, made 79 free throws, grabbed 207 rebounds and collected 36 steals in 67 games and 24 starts during his career.

First Career Points

Eric Reed, Jr., Nate Johnson and Dylan Branson scored their first career points at Southeast Missouri vs. Southern Illinois (Dec. 2). Reed, Jr. notched 17 points, Johnson had six points, two blocks and three rebounds, and Branson added two points, four rebounds and three assists.

Korn Gets First Win

Brad Korn picked up his first career win as a head coach when Southeast Missouri hung on to beat Kansas City, 71-66, at the Negro Baseball League Museum Tip-Off Classic on Nov. 28. Korn became the first to win his debut game as a SEMO head coach in the Redhawks NCAA Division I era (since 1991-92). Carroll Williams was the last to win his first game as a SEMO head coach vs. Missouri Baptist (96-65) on Dec. 1, 1976.

Welcome to SEMO

Five players took the court for the first time at Southeast Missouri at Kansas City (Nov. 28). Eric Reed, Jr., Nolan Taylor, Nana Akenten, Nate Johnson and Dylan Branson each made their SEMO debuts. Taylor, Reed, Jr. and returnee Chris Harris all made their first career starts against the Roos.

Russell Seals It

Nygal Russell made two huge 3-pointers in the last 57 seconds and scored the final eight points of the game to nail down Southeast Missouri's first win of the season over Kansas City (Nov. 28). Russell drained the first of that pair of clutch threes to put the Redhawks ahead, 68-64, after KC made it a one-point game. Then, following two made free throws by the Roos which narrowed SEMO's lead to 68-66 with 33 seconds remaining, Russell delivered the knockout punch with his long 3-pointer as the shot clock expired. That make

gave the Redhawks a 71-66 lead with two seconds left. On the final play of the game, Russell intercepted the inbounds pass to put the win on ice. For the game, he scored 14 points on 3-of-5 from the field and 5-of-8 from the free throw line. He also grabbed seven rebounds, had two blocks and collected two steals.

Harris Nets Game-High

In his first career start and his first basketball game in 384 days, guard Chris Harris put up a game-high 18 points at Kansas City (Nov. 28). Harris shot 5-of-9 from the field, knocked down three 3-pointers and made 5-of-11 free throws in his 2020-21 debut. He also dished out four assists and grabbed three rebounds in 35 minutes. Harris last played on Nov. 10, 2019 -- vs. Purdue Fort Wayne -- a game which he scored 16 points and made the game-winning 3-pointer off the bench. Harris was limited to just two games due to a knee injury in 2019-20.

Aktenen Debut

Nebraska transfer Nana Akenten, who sat out the 2019-20 season due to NCAA Division I transfer regulations, gave Southeast Missouri a huge lift off the bench during his first game in a Redhawk uniform. Akenten scored 16 first-half points, made a game-high four 3-pointers and banked in a beyond halfcourt shot at Kansas City (Nov. 28). He shot 50 percent (6-of-12) from the field, grabbed six rebounds, dished out two assists, collected three steals and had two blocks in 32 minutes. Akenten finished with 17 points for the game.

Season-Opening Win Away from Cape

For the first time in its NCAA Division I era, Southeast Missouri won a season-opener outside of Cape Girardeau when it beat Kansas City, 71-66, on Nov. 28. SEMO started a season with a win over an NCAA Division I opponent for the first time in 16 years. The last time that happened was when the Redhawks edged Green Bay, 63-62, on Nov. 21, 2003.

True Road Games

Southeast Missouri has lost 22-straight true road games. SEMO did not win a road game (0-16) during the entire 2019-20 campaign. The Redhawks last true road win was at Eastern Illinois (88-79) on Feb. 16, 2019. SEMO is on 10-game losing streak in true

non-conference road games. The Redhawks last non-conference road win was at Mississippi Valley State (77-57) on Dec. 4, 2018.

Getting to the Free Throw Line

Southeast Missouri attempted 35 free throws against Kansas City (Nov. 28). That total was one away from tying the Redhawks season-high of 36 free throw attempts in 2019-20 (vs. SIUE, Feb. 15). Seven of the nine Redhawks who played against the Roos went to the free throw line. SEMO shot 21-of-35 for the game.

Season 114

The Redhawks are in their 114th season of basketball. This year marks Southeast Missouri's 30th as an NCAA Division I program. The Redhawks are 345-511 since joining the Division I ranks in 1991-92.

Roster Talk

Southeast Missouri's 2020-21 roster consists of 13 players, including one returning starter, six returnees and seven newcomers. Five new transfers are among that group, as well. Sophomore guard DQ Nicholas is the Redhawks only starter back from last season.

Up Next

Southeast Missouri hits the road to face Ohio Valley Conference leader Belmont on Jan. 7. Tip-off is set for 7 p.m., CT at the Curb Event Center.

Harris Returns

Guard Chris Harris returns from a knee injury that ended his year two games into the 2019-20 campaign. Harris came off the bench and led the Redhawks in scoring the first two games of the season before suffering his injury during practice prior to The Citadel game. He averaged 15.5 points per game and made the game-winning 3-pointer with 27 seconds left vs. Purdue Fort Wayne prior to his setback. Harris was later granted a medical hardship.

Other Returnees

Forwards Darrious Agnew and Evan Morrison, and guards Nygal Russell and Jordan Love are the rest of Southeast Missouri's returnees. Russell boasts the best 3-point field goal percentage of any returning player from last year's squad. He averaged 6.3 points and 2.3 rebounds, while rating third on the team in



assists (42). Love saw action in 25 games and made four starts, averaging 3.2 points. Agnew participated in 22 games and started five contests in 2019-20. He added 4.7 points and 2.1 rebounds a game. Morrison appeared in 17 games off the bench.

Schedule

Southeast Missouri will play a 27-game schedule with 12 matchups at the Show Me Center in 2020-21. SEMO tips off the season at the Negro League Baseball Museum Classic in Kansas City on Nov. 27-28. The Redhawks face Northern Colorado (Nov. 27) and either host Kansas City or Greenville (Nov. 28) as part of the multiple team event. Home games with longtime rival Southern Illinois (Dec. 2) and Lipscomb (Dec. 7), and road trips to Lipscomb (Dec. 9), Evansville (Dec. 15) and Indiana State (Dec. 22) fill out the Redhawks seven-game non-conference slate. SEMO meets Atlantic Sun Conference member Lipscomb for the first time in a home-and-home series this year. In order to help address issues associated with the delayed start date and to be responsive to a desire to provide additional contests within the geographic region, OVC schedules increased from 18 to 20 games for the 2020-21 season. Overall, teams will play every OVC team once and nine schools twice. Schools were given discretion to schedule their two games against their "travel partner" separate from the 18-game conference schedule in order to provide flexibility for teams to complete their non-conference schedules. One of SEMO's games against UT Martin must be scheduled before the holiday break and the other can be scheduled at any time during the basketball season. The Redhawks open their 20-game OVC schedule at UT Martin (Dec. 12) and then host the Skyhawks in their conference home-opener six days later on Dec. 18. The rest of SEMO's home conference schedule involves dates with Tennessee State (Jan. 2), Murray State (Jan. 14), Austin Peay (Jan. 16), SIU Edwardsville (Jan. 28), Eastern Illinois (Jan. 30), Tennessee Tech (Feb. 4) and Jacksonville State (Feb. 6). Away games at Tennessee Tech (Dec. 30), Belmont (Jan. 7), Tennessee State (Jan. 9), Morehead State (Jan. 21), Eastern Kentucky (Jan. 23), Murray State (Feb. 11), Austin Peay (Feb. 13), Eastern Illinois (Feb. 25) and SIU Edwardsville (Feb. 27) complete the league schedule. The 2021 OVC Men's and Women's Basketball Tournament is set for Mar. 3-6 at the Ford Center in Evansville, Indiana. It marks the fourth year in a row the event will be

held at that venue. Teams will follow approved safety protocols established in partnership with the NCAA's Core Principles of Resocialization of Collegiate Basketball and OVC guidance as it evolves based on science.


OVC Preseason Poll

Southeast Missouri was picked to finish 12th in this year's Ohio Valley Conference Preseason Poll. Austin Peay and Murray State have been picked the preseason favorites for the 2020-21 season. It marks the first time since 2009-10 that the poll produced co-favorites. Austin Peay's Terry Taylor was named OVC Preseason Player of the Year.

Team (First-Place Votes)	Pts.
Murray State (10).....	226
Austin Peay (9).....	226
Belmont (5).....	214
Eastern Kentucky.....	173
Eastern Illinois.....	153
Tennessee State.....	139
Jacksonville State.....	124
Morehead State.....	87
Tennessee Tech.....	84
UT Martin.....	80
SIU Edwardsville.....	48
Southeast Missouri.....	30

Redhawks in Professional Basketball

Antonius Cleveland recently signed with the Oklahoma City Thunder and will play for its G-League affiliate Oklahoma City Blue. plays for Cleveland was previously with the Dallas Mavericks on a two-way contract with the Texas Legends of the NBA G League. Cleveland, who was at Southeast Missouri from 2013-17, became the first Redhawks player signed to a NBA roster since the NBA/ABA merger in 1976. He became the first SEMO player to play and score in a NBA playoff game when he netted four points vs. the Los Angeles Clippers on Aug. 25, 2020. Cousins and Tyler Stone and Jarekious Bradley, once teammates at SEMO, are both playing overseas. Stone is with JSF Nanterre in France and Bradley is with Joensuu Kataja Basket in Finland.

**2 Jordan Love****G // 6-5 // 180 // So. // Durham, N.C.**

Snapshot: Saw action in eight games off the bench... Posted a career-high four steals at Kansas City (11/28)... Scored 10 points vs. Southern Illinois (12/2)... Tied for first on the team with 11 steals... Knocked down a career-high three 3-pointers vs. UT Martin (12/18).

**14 Nate Johnson****C // 6-9 // 250 // Jr. // Broward County, Fla.**

Snapshot: Scored his first points at SEMO vs. Southern Illinois (12/2)... Had six points, three rebounds and two blocks in that game... Averages 2.3 points and 2.6 rebounds per contest... Second on the team with four blocks.

**3 Eric Reed, Jr.****G // 6-2 // 190 // Jr. // Baton Rouge, La.**

Snapshot: Third on the team in scoring with 10.4 ppg... Scored a season-best 19 points in his first game off the bench vs. Lipscomb (12/7)... Scored 17 points five days earlier vs. Southern Illinois (12/2)... Tied for first on the team with 14 3-pointers made... Pitched in 16 points at Evansville (12/15).

**21 Nana Akenten****G // 6-6 // 215 // Jr. // Bolingbrook, Ill.**

Snapshot: Fifth on the team in scoring with 8.4 ppg... Second on the team with 15 three-pointers made and first with five blocks... Leads the team with 5.8 rpg... Put together a strong effort in his SEMO debut at Kansas City (11/28)... Finished with 17 points, made a game-high four 3-pointers and a beyond halfcourt shot of about 60 feet... Started the last six games.

**5 Chris Harris****G // 6-3 // 205 // R-Jr. // Antioch, Ill.**

Snapshot: Leads SEMO and is seventh in the OVC with 15.9 ppg... Leads the Redhawks in FG made (41), is tied for first in 3-pointers made (16) and rates third in assists (17)... Became SEMO's first 20-point scorer of the season when he had 21 at Lipscomb (12/9)... Scored a career-high 23 vs. UT Martin (12/18)... Has scored double figures in nine of 10 games in his career.

**25 Nygal Russell****G // 6-4 // 205 // Jr. // Houston, Texas**

Snapshot: Tied for second team with 5.6 rpg... Notched 14 points with eight in the final 2:52 of the game to seal SEMO's win at Kansas City (11/28)... Knocked down a pair of 3-pointers in the final 57 seconds... Pulled down a career-high 11 rebounds vs. Southern Illinois (12/2)... Went over 200 career rebounds vs. UT Martin (12/18).

**10 Manny Patterson****F // 6-8 // 220 // Sr. // Chicago, Ill.**


Snapshot: Became eligible immediately on Dec. 17 when the NCAA voted that Division I transfers could play... Had four rebounds in five minutes off the bench vs. UT Martin (12/18)... Averages three points and 2.3 rebounds in three games.

**31 Nolan Taylor****F // 6-7 // 260 // Gr. // Keller, Texas**


Snapshot: Third on the team in scoring with 10.4 ppg and second with 5.6 rpg... Scored double figures in five of his first eight career starts at SEMO... Established season-highs in points (16), assists (5) and minutes (28) vs. Lipscomb (12/7)... Pulled down a season-best nine rebounds at Evansville (12/15)... Ranks second on the team in free throw percentage (.700).

**11 DQ Nicholas****G // 6-1 // 180 // So. // Atlanta, Ga.**

Snapshot: Fourth on the team in scoring with 9.3 ppg... Had 12 points vs. Lipscomb (12/7) at home and a season-high 17 against the Bisons on the road (12/9)... Leads the team in free throw percentage (.724) and steals (11)... Also first on the team in assists (27).

**33 Dylan Branson****G // 6-5 // 220 // Fr. // St. Louis, Mo.**

Snapshot: Played in all eight games off the bench... Scored double figures for the first time in his career when he dropped in 12 at Indiana State (12/22)... Made three 3-pointers in that game.

**12 Evan Morrison****F // 6-6 // 200 // Sr. // Lee's Summit, Mo.****Snapshot:** --**44 Darrious Agnew****F // 6-8 // 220 // Sr. // Starkville, Miss.**

Snapshot: Saw action for the first time this season at Indiana State (12/22)... Scored two points and had two rebounds in that game... Played in the last two contests.

**13 Parker Long****G // 6-2 // 175 // So. // Sikeston, Mo.****Snapshot:** --



Show Me Center Media Guidelines

Media may not be on the court in a team area at any time. All media in the Show Me Center must practice social distancing before, during and after games. Media members must wear face coverings at all times. Media should not enter the facility if showing any illness-related symptoms.

Media Entrance/Parking

Working media will need to enter through the NCAA Pass Gate located at the Northeast side of the Show Me Center. There will be no assigned parking for media. Parking is available on a first-come, first-serve basis in the East lot near the Show Me Center main entrance. Media will be given symptom and temperature checks upon entry.

Media Row

Due to COVID-19 policies, media row at the Show Me Center will be limited to only seven spots. There will be one spot reserved for a newspaper reporter that covers each team (home beat writer, visitor beat writer/reporter) and one spot for a reporter with SEMO's student newspaper. Two spots will be assigned to each team's official radio crew (play-by-play, analyst). Visiting radio and all print reporters will be seated on the platform located at the top of Section 117. Home radio, which serves as commentators for SEMO's ESPN+ simulcasts, will be located floor level on the north side.

Credentials

SEMO's gameday personnel, print, radio and television media will be issued Tier 3 season credentials valid for all of the Redhawks home basketball games in 2020-21. Single-game credentials will be issued to visiting team only for the spots reserved on media row (one print reporter, two radio). Credential requests need to be sent to Jeff Honza (jhonza@semo.edu or redhawk1@me.com) at least 24 hours in advance of each game. Credentials must be worn at all times in the Show Me Center. No spouses will be issued credentials for any of the media areas. Those spots are reserved for legitimate working media only.

Tier 3

Ohio Valley Conference institutions must designate their Tier 1, 2 and 3 individuals. Print, television, ESPN+, radio and photographers are classified as Tier 3. Tier 3 individuals may provide services to the playing of the game, but shall be distanced from both Tier 1 and Tier 2 individuals. Individuals in Tier 3 do not have to be tested.

Game Notes & Statistics

SEMO Basketball game notes will be available online at GoSoutheast.com and sent electronically to media prior to each game. No printed copies of game notes will be available at the Show Me Center. There will be no printed copies of official statistics available in-game or postgame for all basketball contests. We request you bring your own copies of any materials you need and a laptop or other device to access live statistics during games. Media should visit Statb.us/ISEMO for live statistics. A game program and roster card will be the only printed materials placed at each spot on media row.

Photographers/Videographers

One photographer from the Southeast Missourian, KFVS 12 and The Arrow (SEMO Student Newspaper) and SEMO's videographer may shoot from a reserved area

in Sections 105, 109, 113, and 118. Those individuals can shoot from all four of those locations, but only one person can be at a location at one time. SEMO will utilize a pool photographer for all home games. All images from the pool photographer will be available to media and the visiting opponent. The SEMO Strategic Communications staff will send a link that includes all images (downloadable) from the pool photographer upon request. In the event a visiting team videographer travels, that person will also need to shoot from those same designated areas.

Press Conferences

All postgame press conferences will be conducted virtually via Zoom. Media will be sent Zoom information and details for press conferences before every game. Head Coaches Brad Korn and Rekha Patterson, along with select student-athletes will be available. Korn and Patterson will address the media immediately following their postgame radio obligations.

No Media Hospitality

Due to COVID-19 policies, there will be no media hospitality area at the Show Me Center. Food and beverages will not be available for all games.

SEMO REDHAWKS
2020-21
SOUTHEAST MISSOURI BASKETBALL

2020-21 SCHEDULE

Month	Date	Opponent	Time
November	27	vs Northern Colorado	4 p.m.
November	28	at Kansas City/Kan. Area College	11 a.m./2 p.m.
December	2	SOUTHERN ILLINOIS	6:30 P.M.
December	7	LIPSCOMB	6:30 P.M.
December	9	at Lincoln	7 p.m.
December	12	at UMKC	4 p.m.
December	15	at Franklin	2 p.m.
December	18	UT MARTIN	6:30 P.M.
December	22	at Indiana State	7 p.m.
December	30	at Tennessee Tech	8 p.m.
January	2	TENNESSEE STATE	5 P.M.
January	7	at Belmont	7 p.m.
January	9	at Tennessee State	4 p.m.
January	13	MUSKOGEE STATE	8 P.M.
January	16	AUSTIN PEAY	5 P.M.
January	21	at Morehead State	6 p.m.
January	23	at Eastern Kentucky	2 p.m.
January	28	SIU EDWARDSVILLE	8 P.M.
January	30	EASTERN ILLINOIS	5 P.M.
February	4	TENNESSEE TECH	8 P.M.
February	6	JACKSONVILLE STATE	5 P.M.
February	13	at Murray State	7:30 p.m.
February	17	at Austin Peay	4 p.m.
February	18	EASTERN KENTUCKY	8 P.M.
February	19	MOREHEAD STATE	8 P.M.
February	25	at Eastern Illinois	7:30 p.m.
February	27	at SIU Edwardsville	5 p.m.
March	3	OVC Tournament First Round	Evansville, Ind.
March	4	OVC Tournament Quarterfinals	Evansville, Ind.
March	5	OVC Tournament Semifinals	Evansville, Ind.
March	6	OVC Tournament Championship	Evansville, Ind.

All Times Central & Subject to Change
Home Games in **BOLD CAPS**
*Denotes Ohio Valley Conference Game
†NBA League Baseball Museum Tip-Off Classic (Shawnee, Okla.)
All Games Live on the Radio at Real Rock 90.3 FM

GO SOUTHEAST.COM

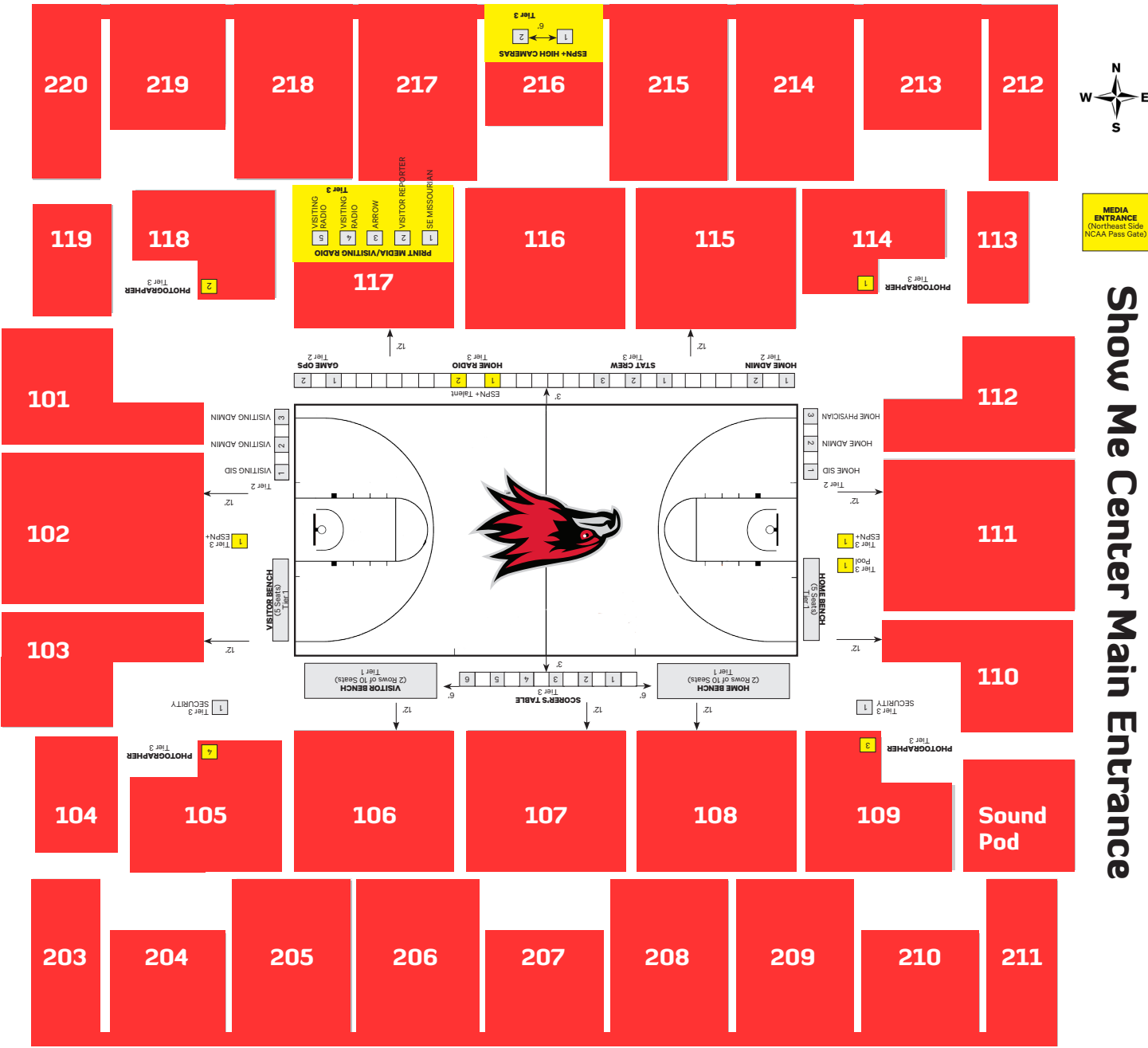
#LETSSOAR

COACHING STAFF:
BRAD KORN | HEAD COACH
REKHA PATTERSON | SENIOR
CHARLES ARNOLD | SENIOR
EVAN HANCOCK | SENIOR
NOLAN FARVER | SENIOR

Download the SEMO Basketball Media Guide at GoSoutheast.com



Media Areas in Yellow





Numerical Roster

No.	Name	Pos.	Ht.	Wt.	Cl.	Yr.	Hometown (High School/College)
2	Jordan Love	G	6-5	180	So.	3rd	Durham, N.C. (Voyager Academy)
3	Eric Reed, Jr.	G	6-2	190	Jr.	3rd	Baton Rouge, La. (University Laboratory/Howard College)
5	Chris Harris	G	6-3	205	Jr.	4th	Antioch, Ill. (Lake Forest Academy/John A. Logan College)
10	Manny Patterson	F	6-8	220	Sr.	4th	Chicago, Ill. (Kenwood Academy/Green Bay)
11	DQ Nicholas	G	6-1	180	So.	2nd	Atlanta, Ga. (Meadowcreek H.S./Scotland Prep School (Pa.)
12	Evan Morrison	F	6-6	200	Sr.	4th	Lee's Summit, Mo. (KC Christian Academy/John Wood CC)
13	Parker Long	G	6-2	175	So.	2nd	Sikeston, Mo. (Sikeston/Maryville University)
14	Nate Johnson	C	6-9	250	Jr.	3rd	Broward County Fla. (American Heritage/Seminole State College)
21	Nana Akenten	G	6-6	215	Jr.	4th	Bolingbrook, Ill. (Bolingbrook/Nebraska)
25	Nygal Russell	G	6-4	205	Jr.	4th	Houston, Texas (Seven Lakes/ASPIRE Academy (Ky.)
31	Nolan Taylor	F	6-7	260	Sr.	5th	Keller, Texas (Keller/Cal Poly)
33	Dylan Branson	G	6-5	220	Fr.	1st	St. Louis, Mo. (Mehlville)
44	Darrious Agnew	F	6-8	220	Sr.	4th	Starkville, Miss. (Starkville/East Mississippi CC)

Alphabetical Roster

No.	Name	Pos.	Ht.	Wt.	Cl.	Yr.	Hometown (High School/College)
44	Darrious Agnew	F	6-8	220	Sr.	4th	Starkville, Miss. (Starkville/East Mississippi CC)
21	Nana Akenten	G	6-6	215	Jr.	4th	Bolingbrook, Ill. (Bolingbrook/Nebraska)
33	Dylan Branson	G	6-5	220	Fr.	1st	St. Louis, Mo. (Mehlville)
5	Chris Harris	G	6-3	205	Jr.	4th	Antioch, Ill. (Lake Forest Academy/John A. Logan College)
14	Nate Johnson	C	6-9	250	Jr.	3rd	Broward County Fla. (American Heritage/Seminole State College)
13	Parker Long	G	6-2	175	So.	2nd	Sikeston, Mo. (Sikeston/Maryville University)
2	Jordan Love	G	6-5	180	So.	3rd	Durham, N.C. (Voyager Academy)
12	Evan Morrison	F	6-6	200	Sr.	4th	Lee's Summit, Mo. (KC Christian Academy/John Wood CC)
11	DQ Nicholas	G	6-1	180	So.	2nd	Atlanta, Ga. (Meadowcreek H.S./Scotland Prep School (Pa.)
10	Manny Patterson	F	6-8	220	Sr.	4th	Chicago, Ill. (Kenwood Academy/Green Bay)
3	Eric Reed, Jr.	G	6-2	190	Jr.	3rd	Baton Rouge, La. (University Laboratory/Howard College)
25	Nygal Russell	G	6-4	205	Jr.	4th	Houston, Texas (Seven Lakes/ASPIRE Academy (Ky.)
31	Nolan Taylor	F	6-7	260	Sr.	5th	Keller, Texas (Keller/Cal Poly)

Head Coach

Brad Korn, First Year (Southern Illinois, 2004)

Assitant Coaches

Keith Pickens, Third Year (Missouri State, 2013)

Dustin Yoder, First Year (Illinois, 2011)

Sam McMahon, First Year (Delaware, 2008)

Director of Operations

Aaron Proctor, First Year (Cal State San Bernardino, 2006)

Graduate Assistant

Collin Jasper

Manager

C.J. Frazier



Pronunciations

Nana Akenten.....na-nuh uh-ken-ten

Nygal Russell.....nye-juhl



Jordan Love
G // 6-5 // 180 // R-Sr.
Durham, N.C.



Eric Reed, Jr.
G // 6-2 // 190 // Jr.
Baton Rouge, La.



Chris Harris
G // 6-3 // 205 // R-Jr.
Antioch, Ill.



Manny Patterson
F // 6-8 // 220 // Sr.
Chicago, Ill.



DQ Nicholas
G // 6-1 // 180 // So.
Atlanta, Ga.



Evan Morrison
F // 6-6 // 200 // Sr.
Lee's Summit, Mo.



Parker Long
G // 6-2 // 175 // So.
Sikeston, Mo.



Nate Johnson
C // 6-9 // 250 // Jr.
Broward County, Fla.



Nana Akenten
G // 6-6 // 215 // R-Jr.
Bolingbrook, Ill.



Nygal Russell
G // 6-4 // 205 // R-Jr.
Durham, N.C.



Nolan Taylor
F // 6-7 // 260 // R-Sr.
Keller, Texas



Dylan Branson
G // 6-5 // 220 // Fr.
St. Louis, Mo.



Darrious Agnew
F // 6-8 // 220 // Sr.
Starkville, Miss.



Brad Korn
Head Coach // First Year
Southern Illinois, 2004



Keith Pickens
Assistant Coach // Third Year
Missouri State, 2013



Dustin Yoder
Assistant Coach // First Year
Illinois, 2011



Sam McMahon
Assistant Coach // First Year
Delaware, 2008



Aaron Proctor
Director of Operations
Cal State San Bernardino, 2006



Collin Jasper
Graduate Assistant



BRAD KORN

HEAD COACH

FIRST YEAR // SOUTHERN ILLINOIS, 2004

Brad Korn was named head coach at Southeast Missouri on Mar. 23, 2020.

Korn is the seventh head coach in SEMO's NCAA Division I era (since 1991-92). He spent five years at Big 12 Conference member Kansas State working the last four seasons as an assistant coach and one as the program's Director of Operations.

In four years back at K-State after returning following a three-year stint at Missouri State (2013-16), Korn helped the Wildcats to 82 wins and three-straight NCAA Tournament appearances. K-State posted back-to-back 25-win campaigns for the first time in school history (2017-18, 2018-19).

During his first year back in 2016-17, the squad won 21 games, including eight over teams that advanced to the

postseason, and knocked off Wake Forest in the NCAA First Four before losing to #18 Cincinnati in the NCAA South Regional First Round.

Working primarily with the post players, Korn was a big influence on the development of two-time All-Big 12 First Team selection Dean Wade, who became the fourth Wildcat to earn All-Big 12 First-Team honors in 2018 and just the second to do so in back-to-back seasons. Wade is one of just three players to rank in the school's Top 10 in both career scoring (1,510) and rebounding (685). He was instrumental in the progress of Makol Mawien, who has started all 103 games in his K-State career and emerged as one of the top big men in the Big 12.

Korn was also key in the growth of All-Big 12 selections

Wesley Iwundu and D.J. Johnson during his first season as an assistant coach in 2016-17. Iwundu, who was twice named Third Team All-Big 12, became the first Wildcat since 2008 to be taken in the NBA Draft when he was selected with 33rd overall pick by the Orlando Magic. Johnson, an honorable mention all-league selection, broke the career field goal percentage record at 59.5 percent, while setting the single-season mark for the second consecutive season at 62.3 percent in 2016-17.

Korn spent one season on Bruce Weber's inaugural staff at K-State as Director of Operations in 2012-13, helping the Wildcats to a 27-8 overall record and their first-ever Big 12 regular-season title. It was the school's first conference title since 1977, while the 27 wins

rated second-most in school history.

Overall, he has 15 years of Division I experience, which includes time at his alma mater – Southern Illinois (2004-12).

Korn has extensive ties to Weber after playing his first four years (1999-2003) for him at Southern Illinois. He redshirted in 1999-2000 before playing the next three years for Weber. He concluded his playing career for (current Purdue head coach) Matt Painter in 2003-04 before spending the next eight years (2004-12) at SIU as an assistant for then-Saluki head coach and current K-State associate head coach Chris Lowery.

Korn returned to Manhattan in May 2016 after three seasons at Missouri State, where he served as an assistant coach to then-head coach Paul Lusk from 2013-16. At MSU, he helped the



Bears to 44 wins, including a 20-win season and a trip to the CollegelInsider.com Tournament in 2013-14.

Korn helped mentor a number of All-Missouri Valley honorees during his stay at Missouri State, including 2014 All-MVC Second-Team selection Jarmar Gulley and 2016 MVC Newcomer of the Year Dequon Miller. In addition, he coached three MVC All-Freshman Team honorees in Austin Ruder in 2014 and Obediah Church and Jarred Dixon in 2016 as well as two Most Improved Team members (Dorrian Williams in 2015 and Chris Kendrix in 2016).

Prior to his first stint at K-State, Korn spent eight years (2004-12) at Southern Illinois, including his final six years as a full-time assistant under Lowery. He helped the Salukis post a 145-116 (.556) overall record with four postseason appearances,

two Missouri Valley Conference championships and one State Farm Missouri Valley Conference Tournament title. The squad won 20 or more games and advanced to the NCAA Tournament on three occasions (2005, 2006, 2007) during his tenure as an assistant coach, including a 2007 trip to the Sweet 16. He was a graduate assistant at SIU his first two years before being elevated to a full-time assistant coach on Jan. 31, 2006.

A native of Plano, Illinois, Korn helped the Salukis through one of their greatest periods of success from 1999 to 2004. The squad went from 16 wins his redshirt-freshman season to three consecutive NCAA Tournament appearances under Weber and Painter. He was also a part of three Missouri Valley regular season championships as a player.

The 6-foot-9 forward saw action in 121 games in his career, averaging 5.2 points and 2.3 rebounds in 14.5 minutes per game. As a senior, he averaged 9.7 points on 41 percent shooting with four rebounds and 1.9 assists in helping SIU to 25 wins and a 17-1 mark in MVC play. He was named to the league's Most Improved Team.

Korn earned a bachelor's degree in Marketing from Southern Illinois in 2004 and his master's degree in Administrative Studies from Missouri State in 2016. He resides in Cape Girardeau with his wife, Kristin, and daughters Brielyn and Ashtyn.



■ The Korn File

Experience:

16th Year (First at SEMO)

Hometown:

Plano, Ill.

Birthdate:

August 22, 1981

Alma Mater:

Southern Illinois, 2004

Education:

B.A. Marketing (Southern Illinois)
Master's Administrative Studies (Missouri State)

Date Hired:

March 23, 2020

Family:

Wife - Kristin
Children - Brielyn, Ashtyn

Playing Experience:

Southern Illinois, 1999-04

Coaching Experience:

Southern Illinois, Graduate Asst., 2004-06
Southern Illinois, Assistant Coach, 2006-12
Kansas State, Dir. of Operations, 2012-13
Missouri State, Assistant Coach, 2013-16
Kansas State, Assistant Coach, 2016-20
Southeast Missouri, 2020-pr.





2020-21 Statistics

RECORD:	OVERALL	HOME	AWAY	NEUTRAL
ALL GAMES	2-6	1-2	0-4	1-0
CONFERENCE	0-2	0-1	0-1	0-0
NON-CONFERENCE	2-4	1-1	0-3	1-0

#	Player	gp-gs	min	avg	Total		3-Point		F-Throw		Rebounds				pf	dq	a	to	blk	stl	pts	avg
					fg-fga	fg%	3fg-fga	3fg%	ft-fa	ft%	off	def	tot	avg								
05	HARRIS, Chris	8-8	239	29.9	41-98	.418	16-43	.372	29-47	.617	3	15	18	2.3	17	1	17	24	0	2	127	15.9
03	REED, JR., Eric	8-3	223	27.9	32-60	.533	16-33	.485	7-12	.583	11	9	20	2.5	21	0	4	7	2	4	87	10.9
31	TAYLOR, Nolan	8-8	175	21.9	31-53	.585	0-0	.000	21-30	.700	14	31	45	5.6	22	0	10	7	2	3	83	10.4
11	NICHOLAS, DQ	8-8	233	29.1	25-64	.391	3-15	.200	21-29	.724	3	27	30	3.8	27	2	27	29	2	11	74	9.3
21	AKENTEN, Nana	8-6	226	28.3	23-63	.365	15-41	.366	6-9	.667	10	36	46	5.8	23	2	10	16	5	8	67	8.4
02	LOVE, Jordan	8-0	171	21.4	14-38	.368	4-10	.400	8-19	.421	3	19	22	2.8	8	0	18	10	1	11	40	5.0
25	RUSSELL, Nygal	8-7	199	24.9	11-36	.306	4-17	.235	11-19	.579	12	33	45	5.6	23	2	10	13	3	9	37	4.6
10	PATTERSON, Manny	3-0	33	11.0	4-5	.800	0-0	.000	1-2	.500	0	7	7	2.3	7	0	1	4	0	0	9	3.0
33	BRANSON, Dylan	8-0	83	10.4	7-10	.700	4-6	.667	3-4	.750	2	7	9	1.1	13	0	8	10	1	1	21	2.6
14	JOHNSON, Nate	8-0	78	9.8	8-14	.571	0-0	.000	2-4	.500	9	12	21	2.6	9	0	4	2	4	0	18	2.3
44	AGNEW, Darrious	2-0	15	7.5	1-3	.333	0-0	.000	0-0	.000	0	2	2	1.0	2	0	0	0	1	1	2	1.0
Team											13	13	26					1				
Total.....		8	1675		197-444	.444	62-165	.376	109-175	.623	80	211	291	36.4	172	7	109	123	21	50	565	70.6
Opponents.....		8	1675		194-425	.456	57-156	.365	144-195	.738	45	204	249	31.1	158	-	109	99	25	54	589	73.6

TEAM STATISTICS

	SEMO	OPP
SCORING	565	589
Points per game	70.6	73.6
Scoring margin	-3.0	-
FIELD GOALS-ATT	197-444	194-425
Field goal pct	.444	.456
3 POINT FG-ATT	62-165	57-156
3-point FG pct	.376	.365
3-pt FG made per game	7.8	7.1
FREE THROWS-ATT	109-175	144-195
Free throw pct	.623	.738
F-Throws made per game	13.6	18.0
REBOUNDS	291	249
Rebounds per game	36.4	31.1
Rebounding margin	+5.3	-
ASSISTS	109	109
Assists per game	13.6	13.6
TURNOVERS	123	99
Turnovers per game	15.4	12.4
Turnover margin	-3.0	-
Assist/turnover ratio	0.9	1.1
STEALS	50	54
Steals per game	6.3	6.8
BLOCKS	21	25
Blocks per game	2.6	3.1
ATTENDANCE	2068	1193
Home games-Avg/Game	3-689	4-254
Neutral site-Avg/Game	-	1-175

Date	Opponent	Score	Att.
! 11-28-20	vs Kansas City	W 71-66	175
12-02-20	SOUTHERN ILLINOIS	Lot 79-87	740
12-07-20	LIPSCOMB	W 82-77	580
12-09-20	at Lipscomb	Lot 74-80	488
12-15-20	at Evansville	Lot 63-66	0
* 12-18-20	UT MARTIN	L 67-69	748
12-22-20	at Indiana St.	L 66-72	100
* 12-30-20	at Tennessee Tech	L 63-72	430

* = Conference game

! = Negro Baseball League Museum Tip-Off Classic (Kansas City, Mo.)

Score by Periods	1st	2nd	OT	Totals
Southeast Missouri	233	306	26	565
Opponents	254	292	43	589



2020-21 OVC Statistics

RECORD:	OVERALL	HOME	AWAY	NEUTRAL
ALL GAMES	0-2	0-1	0-1	0-0
CONFERENCE	0-2	0-1	0-1	0-0
NON-CONFERENCE	0-0	0-0	0-0	0-0

#	Player	gp-gs	min	avg	Total		3-Point		F-Throw		Rebounds				pf	dq	a	to	blk	stl	pts	avg
					fg-fga	fg%	3fg-fga	3fg%	ft-fga	ft%	off	def	tot	avg								
05	HARRIS, Chris	2-2	56	28.0	10-23	.435	4-9	.444	10-14	.714	0	4	4	2.0	4	0	3	6	0	0	34	17.0
03	REED, JR., Eric	2-1	59	29.5	8-19	.421	4-12	.333	4-6	.667	2	1	3	1.5	5	0	2	1	1	0	24	12.0
11	NICHOLAS, DQ	2-2	63	31.5	8-15	.533	1-3	.333	2-4	.500	1	9	10	5.0	4	0	12	7	1	3	19	9.5
21	AKENTEN, Nana	2-2	63	31.5	5-20	.250	3-13	.231	0-0	.000	1	11	12	6.0	5	0	4	4	0	1	13	6.5
02	LOVE, Jordan	2-0	32	16.0	4-8	.500	3-6	.500	1-2	.500	1	4	5	2.5	2	0	3	4	0	3	12	6.0
31	TAYLOR, Nolan	2-2	33	16.5	5-6	.833	0-0	.000	1-2	.500	1	3	4	2.0	6	0	1	2	0	1	11	5.5
25	RUSSELL, Nygal	2-1	37	18.5	3-8	.375	1-4	.250	2-4	.500	3	3	6	3.0	4	0	6	2	0	2	9	4.5
10	PATTERSON, Manny	2-0	24	12.0	2-2	1.000	0-0	.000	0-0	.000	0	5	5	2.5	4	0	1	2	0	0	4	2.0
33	BRANSON, Dylan	2-0	18	9.0	1-1	1.000	0-0	.000	0-0	.000	0	1	1	0.5	2	0	1	2	1	0	2	1.0
14	JOHNSON, Nate	2-0	12	6.0	1-2	.500	0-0	.000	0-1	.000	0	2	2	1.0	1	0	0	0	1	0	2	1.0
44	AGNEW, Darrious	1-0	3	3.0	0-1	.000	0-0	.000	0-0	.000	0	0	0	0.0	0	0	0	0	0	0	0	0.0
Team											3	7	10									
Total.....		2	400		47-105	.448	16-47	.340	20-33	.606	12	50	62	31.0	37	0	33	30	4	10	130	65.0
Opponents.....		2	400		50-109	.459	13-40	.325	28-42	.667	16	52	68	34.0	35	-	28	26	6	18	141	70.5

TEAM STATISTICS	SEMO	OPP
SCORING	130	141
Points per game	65.0	70.5
Scoring margin	-5.5	-
FIELD GOALS-ATT	47-105	50-109
Field goal pct	.448	.459
3 POINT FG-ATT	16-47	13-40
3-point FG pct	.340	.325
3-pt FG made per game	8.0	6.5
FREE THROWS-ATT	20-33	28-42
Free throw pct	.606	.667
F-Throws made per game	10.0	14.0
REBOUNDS	62	68
Rebounds per game	31.0	34.0
Rebounding margin	-3.0	-
ASSISTS	33	28
Assists per game	16.5	14.0
TURNOVERS	30	26
Turnovers per game	15.0	13.0
Turnover margin	-2.0	-
Assist/turnover ratio	1.1	1.1
STEALS	10	18
Steals per game	5.0	9.0
BLOCKS	4	6
Blocks per game	2.0	3.0
ATTENDANCE	748	430
Home games-Avg/Game	1-748	1-430
Neutral site-Avg/Game	-	0-0

Score by Periods	1st	2nd	Totals
Southeast Missouri	54	76	130
Opponents	69	72	141

Date	Opponent	Score	Att.
* 12-18-20	UT MARTIN	L 67-69	748
* 12-30-20	at Tennessee Tech	L 63-72	430

* = Conference game

! = Negro Baseball League Museum Tip-Off Classic (Kansas City, Mo.)



SOUTHEAST MISSOURI BASKETBALL NOTES // TENNESSEE STATE

Comparison Game-by-Game (SEMO/Opponent)

Opponent	1st	2nd	Score	Mar	Total FG	FG Pct	3-Pointers	3FG Pct	Free Throws	FT Pct	Rebounds (Mar)	Assist	T/Over	Block	Steal	Fouls
Kansas City	37/31	34/35	71-66	+5	20-41/24-52	.488/.462	10-23/4-13	.435/.308	21-35/14-23	.600/.609	31/32 (1)	12/13	17/17	5/2	11/13	22/25
Southern Illinois	31/29	40/42	79-87	(8)	31-74/25-58	.419/.431	6-19/9-21	.316/.429	11-21/28-35	.524/.800	50/37 +13	21/13	13/9	7/7	6/5	28/18
Lipscomb	39/37	43/40	82-77	+5	30-62/28-51	.484/.549	10-26/10-22	.385/.455	12-16/11-14	.750/.786	31/25 +6	19/22	7/13	1/2	6/1	12/16
Lipscomb	22/32	41/31	74-8	(6)	25-55/26-55	.455/.473	6-17/9-20	.353/.450	18-28/19-24	.643/.792	41/25 +16	8/15	21/10	3/3	7/7	22/24
Evansville	26/24	30/32	63-66	(3)	23-55/21-54	.418/.389	8-16/8-23	.500/.348	9-15/16-22	.600/.727	41/32 +9	9/8	16/9	0/4	4/4	24/17
UT Martin	31/31	36/38	67-69	(2)	23-51/25-57	.451/.439	9-27/7-17	.333/.412	12-19/12-17	.632/.706	32/33 (1)	17/12	11/9	3/2	5/6	18/17
Indiana State	24/32	42/40	66-72	(6)	21-52/20-46	.404/.435	6-17/4-17	.353/.235	18-27/28-35	.667/.800	35/30 +5	7/10	19/15	1/1	6/6	27/23
Tennessee Tech	23/38	40/34	63-72	(9)	24-54/25-52	.444/.481	7-20/6-23	.350/.261	8-14/16-25	.571/.640	30/35 (5)	16/16	19/17	1/4		
Tennessee State																
Belmont																
Tennessee State																
Murray State																
Austin Peay																
Morehead State																
Eastern Kentucky																
SIU Edwardsville																
Eastern Illinois																
Tennessee Tech																
Jacksonville State																
Murray State																
Austin Peay																
Eastern Kentucky																
Morehead State																
Eastern Illinois																
SIU Edwardsville																

Points in the Paint, Second Chance Points, Points Off Turnovers, Fastbreak Points, Bench Points

Opponent	W/L	POINTS IN THE PAINT		2ND CHANCE POINTS		POINTS OFF TURNOVERS		FAST BREAK POINTS		BENCH POINTS	
		SEMQ	OPP.	SEMQ	OPP.	SEMQ	OPP.	SEMQ	OPP.	SEMQ	OPP.
Kansas City	W	16	40	6	8	21	16	8	12	21	10
Southern Illinois	L	38	32	17	2	10	15	6	4	26	17
Lipscomb	W	28	32	12	1	23	7	4	2	23	8
Lipscomb	L	32	34	17	2	17	30	0	6	17	18
Evansville	L	24	20	12	7	13	12	8	9	28	14
UT Martin	L	20	26	12	7	12	8	8	2	21	11
Indiana State	L	30	24	12	7	15	18	6	18	26	19
Tennessee Tech	L	30	38	5	12	6	19	6	14	14	22
Tennessee State											
Belmont											
Tennessee State											
Murray State											
Austin Peay											
Morehead State											
Eastern Kentucky											
SIU Edwardsville											
Eastern Illinois											
Tennessee Tech											
Jacksonville State											
Murray State											
Austin Peay											
Eastern Kentucky											
Morehead State											
Eastern Illinois											
SIU Edwardsville											



Game-by-Game Leaders

Opponent	W/L	Score	Points	Rebounds	Assists	Blocks	Steals
Kansas City	W	71-66	Harris - 18	Taylor, Russell - 7	Harris - 4	Russell - 2	Love - 4
Southern Illinois	L	79-87 ^{OT}	Reed, Jr. -17	Russell - 11	Harris - 5	Johnson, Akenten - 2	Russell - 2
Lipscomb	W	92-77	Harris, Reed, Jr. - 19	Taylor - 8	Taylor, Nicholas - 5	Taylor - 1	Nicholas - 3
Lipscomb	L	74-80 ^{OT}	Harris - 21	Russell - 8	Akenten, Love - 2	Taylor, Nicholas, Akenten - 1	Russell, Love - 2
Evansville	L	63-66 ^{OT}	Reed, Jr. - 16	Taylor - 9	Nicholas - 4	-	Nicholas, Russell, Reed, Jr., Love - 1
UT Martin	L	67-69	Harris - 23	Nicholas - 6	Russell - 6	Nicholas, Reed, Jr., Johnson - 1	Nicholas - 2
Indiana State	L	66-72	Harris - 16	Taylor, Harris - 6	Harris - 2	Agnew - 1	Nicholas, Akenten - 2
Tennessee Tech	L	63-72	Reed, Jr. - 14	Akenten - 9	Nicholas - 8	Branson - 1	Love - 2
Tennessee State							
Belmont							
Tennessee State							
Murray State							
Austin Peay							
Morehead State							
Eastern Kentucky							
SIU Edwardsville							
Eastern Illinois							
Tennessee Tech							
Jacksonville State							
Murray State							
Austin Peay							
Eastern Kentucky							
Morehead State							
Eastern Illinois							
SIU Edwardsville							

Game-by-Game Starters

Opponent	W/L	Score	Guard	Guard	Guard	Guard	Forward	First Man Off the Bench
Kansas City	W	71-66	Nicholas	Harris	Reed, Jr.	Russell	Taylor	Akenten, 17 pts., 6 reb., 3 steals, 2 blocks, 32 min.
Southern Illinois	L	79-87 ^{OT}	Nicholas	Harris	Reed, Jr.	Russell	Taylor	Johnson, 6 pts., 3 reb., 2 blocks, 14 min.
Lipscomb	W	82-77	Nicholas	Harris	Akenten	Russell	Taylor	Reed, Jr., 19 pts., 23 min.
Lipscomb	L	74-80 ^{OT}	Nicholas	Harris	Akenten	Russell	Taylor	Reed, Jr., 5 pts., 3 reb., 30 min.
Evansville	L	63-66 ^{OT}	Nicholas	Harris	Akenten	Russell	Taylor	Johnson, 6 pts., 3 reb., 14 min.
UT Martin	L	67-69	Nicholas	Harris	Akenten	Russell	Taylor	Reed, Jr., 10 pts., 27 min.
Indiana State	L	66-72	Nicholas	Harris	Akenten	Russell	Taylor	Reed, Jr., 6 pts., 3 reb., 25 min.
Tennessee Tech	L	63-72	Nicholas	Harris	Akenten	Reed, Jr.	Taylor	Russell, 5 pts., 1 reb., 16 min.
Tennessee State								
Belmont								
Tennessee State								
Murray State								
Austin Peay								
Morehead State								
Eastern Kentucky								
SIU Edwardsville								
Eastern Illinois								
Tennessee Tech								
Jacksonville State								
Murray State								
Austin Peay								
Eastern Kentucky								
Morehead State								
Eastern Illinois								
SIU Edwardsville								

Starting Lineup Combinations

Record	Guard	Guard	Guard	Guard	Forward
1-1	Nicholas	Harris	Reed, Jr.	Russell	Taylor
1-4	Nicholas	Harris	Akenten	Russell	Taylor
0-1	Nicholas	Harris	Akenten	Reed, Jr.	Taylor



SOUTHEAST MISSOURI BASKETBALL NOTES // TENNESSEE STATE

	Score	FG-A	Pct.	3FG-A	Pct.	FT-A	Pct.	OFF	DEF	Total	F	A	TO	B	S
Southeast Missouri	W, 71-66	20-41	.488	10-23	.435	21-35	.600	3	28	31	22	12	17	5	11
Kansas City		24-52	.462	4-13	.308	14-23	.609	7	25	32	25	13	17	2	13
Southeast Missouri	L, 79-87 ^{OT}	31-74	.419	6-19	.316	11-21	.524	18	32	50	28	21	13	7	6
Southern Illinois		25-58	.431	9-21	.429	28-35	.800	4	33	37	18	13	9	7	5
Southeast Missouri	W, 82-77	30-62	.484	10-26	.385	12-16	.750	11	20	31	12	19	7	1	6
Lipscomb		28-51	.549	10-22	.455	11-14	.786	4	21	25	16	22	13	2	1
Southeast Missouri	L, 74-80 ^{OT}	25-55	.455	6-17	.353	18-28	.643	15	26	41	22	8	21	3	7
Lipscomb		26-55	.473	9-20	.450	19-24	.792	3	22	25	24	15	10	3	7
Southeast Missouri	L, 63-66 ^{OT}	23-55	.418	8-16	.500	9-15	.600	10	31	41	24	9	16	0	4
Evansville		21-54	.389	8-23	.348	16-22	.727	5	27	32	17	8	9	4	4
Southeast Missouri	L, 67-69	23-51	.451	9-27	.333	12-19	.632	6	26	32	18	17	11	3	5
UT Martin		25-57	.439	7-17	.412	12-17	.706	8	25	33	17	12	9	2	6
Southeast Missouri	L, 66-72	21-52	.404	6-17	.353	18-27	.667	11	24	35	27	7	19	1	6
Indiana State		20-46	.435	4-17	.235	28-35	.800	6	24	30	23	10	15	1	6
Southeast Missouri	L, 63-72	24-54	.444	7-20	.350	8-14	.571	6	24	30	19	16	19	1	5
Tennessee Tech		25-52	.481	6-23	.261	16-25	.640	8	27	35	18	16	17	4	12

Southeast Missouri

Tennessee State

Southeast Missouri

Belmont

Southeast Missouri

Tennessee State

Southeast Missouri

Murray State

Southeast Missouri

Austin Peay

Southeast Missouri

Morehead State

Southeast Missouri

Eastern Kentucky

Southeast Missouri

SIU Edwardsville

Southeast Missouri

Eastern Illinois

Southeast Missouri

Tennessee Tech

Southeast Missouri

Jacksonville State

Southeast Missouri

Murray State

Southeast Missouri

Austin Peay

Southeast Missouri

Eastern Kentucky

Southeast Missouri

Morehead State

Southeast Missouri

Eastern Illinois

Southeast Missouri

SIU Edwardsville



2020-21 Game-by-Game Leaders Summary (# of Games)

Points

Chris Harris.....	5
Erick Reed, Jr.....	4

Rebounds

Nolan Taylor.....	4
Nygal Russell.....	3
Chris Harris.....	2
DQ Nicholas.....	1
Nana Akenten.....	1

Assists

Chris Harris.....	3
DQ Nicholas.....	3
Nolan Taylor.....	1
Nana Akenten.....	1
Jordan Love.....	1
Nygal Russell.....	1

Blocks

Nana Akenten.....	3
Nolan Taylor.....	2
Nate Johnson.....	2
DQ Nicholas.....	2
Eric Reed, Jr.....	1
Nygal Russell.....	1
Darrious Agnew.....	1
Dylan Branson.....	1

Steals

DQ Nicholas.....	4
Jordan Love.....	4
Nygal Russell.....	3
Eric Reed, Jr.....	1
Nana Akenten.....	1

Dunks (# for 2020-21 Season)

Nate Johnson.....	2
Nana Akenten.....	1

Games Played/Started

	2020-21	Career
Nygal Russell	8/7	67/23
DQ Nicholas	8/8	38/27
Jordan Love	8/0	33/4
Darrious Agnew	2/0	24/5
Evan Morrison	-	17/0
Chris Harris	8/8	10/8
Nolan Taylor	8/8	8/8
Eric Reed, Jr.	8/3	8/3
Nana Akenten	8/6	8/6
Nate Johnson	8/0	8/0
Dylan Branson	8/0	8/0
Manny Patterson	3/0	3/0

Career Ledger

Double-Digit Point Games

	2020-21	Career
Nygal Russell.....	1	12
DQ Nicholas.....	3	12
Chris Harris.....	7	9
Nolan Taylor.....	5	5
Eric Reed, Jr.....	5	5
Jordan Love.....	1	3
Darrious Agnew.....	-	3
Nana Akenten.....	2	2
Dylan Branson.....	1	1

Double-Digit Rebound Games

	2020-21	Career
Nygal Russell.....	1	1

20+ Point Games

	2020-21	Career
DQ Nicholas.....	-	3
Chris Harris.....	2	2
Nygal Russell.....	-	1

8+ Rebound Games

	2020-21	Career
Nygal Russell.....	2	3
Nolan Taylor.....	2	2
Nana Akenten.....	2	2

5+ Assist Games

	2020-21	Career
Nygal Russell.....	1	5
DQ Nicholas.....	2	3
Jordan Love.....	-	1
Chris Harris.....	1	1
Nolan Taylor.....	1	1

3+ Steal Games

	2020-21	Career
Nygal Russell.....	-	2
DQ Nicholas.....	1	2
Jordan Love.....	1	1
Nana Akenten.....	1	1

Double-Doubles

	2020-21	Career
--		

SEMO's 2020-21 Record:

At Home.....	1-2
On the Road.....	0-4
At Neutral Sites.....	1-0
In Ohio Valley Conference Games.....	0-1
In November.....	1-0
In December.....	1-6
In January.....	0-0
In February.....	0-0
In March.....	0-0
Leading at the Half.....	2-2
Trailing at the Half.....	0-3
Tied at the Half.....	0-1
In Overtime Games.....	0-3
The Redhawks Score First.....	0-2
In 1-4 Point Games.....	0-2
In 5-9 Point Games.....	2-4
In 10-14 Point Games.....	0-0
In 15+ Point Games.....	0-0
Leading with Five Minutes Left in Regulation.....	2-2
Trailing with Five Minutes Left in Regulation.....	0-4
Tied with Five Minutes Left in Regulation.....	0-0
Scoring Less than 50 Points.....	0-0
Scoring 50-59 Points.....	0-0
Scoring 60-69 Points.....	0-4
Scoring 70-79 Points.....	1-2
Scoring 80-89 Points.....	1-0
Scoring 90-99 Points.....	0-0
Scoring 100 or more Points.....	0-0
Giving up Less Than 50 Points.....	0-0
Giving up 50-59 Points.....	0-0
Giving up 60-69 Points.....	1-2
Giving up 70-79 Points.....	1-2
Giving up 80-89 Points.....	0-2
Giving up 90-99 Points.....	0-0
Giving up 100 or more Points.....	0-0
Shooting 50% or Better from the Field.....	0-0
Shooting Less Than 50% from the Field.....	2-6
Opponent Shoots 50% or Better from the Field.....	1-0
Opponent Shoots Less Than 50% from the Field.....	1-6
Outshooting Opponent.....	1-2
Outshot by Opponent.....	1-4
Field Goal Percentage is Tied.....	0-0
Shooting 50% or Better from 3-Point Range.....	0-1
Shooting Less Than 50% from 3-Point Range.....	2-6
Opponent Shoots 50% or Better from 3-Point Range.....	0-0
Opponent Shoots Less Than 50% from 3-Point Range.....	2-6
Shooting 50% or Better from the Free Throw Line.....	2-6
Shooting Less Than 50% from the Free Throw Line.....	0-0
Opponent Shoots 50% or Better from the Free Throw Line.....	2-5
Opponent Shoots Less Than 50% from the Free Throw Line.....	0-1
Shooting More Free Throws Than Opponent.....	2-1
Shooting Less Free Throws Than Opponent.....	0-4
Free Throws are Tied.....	0-1
Southeast's Starters Outscore Opponent's Starters.....	0-0
Opponent's Starters Outscore Southeast's Starters.....	2-6
Starter Scoring is Tied.....	0-0
Bench Outscores Opponent.....	2-4
Opponent Bench Outscores Southeast.....	0-2
Bench Scoring is Tied.....	0-0
Bench Contributes Double Figures in Points.....	2-6
No Redhawk Players Score Double Figures.....	0-0
Two Redhawk Players Score Double Figures.....	0-2
3+ Redhawk Players Score Double Figures.....	2-4
Outrebounding an Opponent.....	1-4
Opponent Outrebounds Southeast.....	1-2
Rebounds are Tied.....	0-0
Getting 10+ Assists.....	2-3
Getting 10+ Steals.....	1-0
Getting 5+ Blocks.....	1-1
Forcing more Turnovers than Opponent.....	1-1
Committing more Turnovers than Opponent.....	0-5
Turnovers are Tied.....	1-0



// Forward
// 6-8 // 220
// Senior (4)
// Starkville, Miss.
// Starkville H.S.
// East Mississippi CC

DARRIOUS AGNEW

44

2020-21: Played each of the last two games off the bench...Saw his first action of the season when he logged 12 minutes at Indiana State (12/22)... Scored two points and grabbed two rebounds against the Sycamores.

Agnew's Game-by-Game Statistics

2020-21	FG	3P	FT	O/D	REB	E	PTS	A	TO	B	S	M
vs. Kansas City	DNP	-	-	-	-	-	-	-	-	-	-	-
Southern Illinois	DNP	-	-	-	-	-	-	-	-	-	-	-
Lipscomb	DNP	-	-	-	-	-	-	-	-	-	-	-
at Lipscomb	DNP	-	-	-	-	-	-	-	-	-	-	-
at Evansville	DNP	-	-	-	-	-	-	-	-	-	-	-
UT Martin	DNP	-	-	-	-	-	-	-	-	-	-	-
at Indiana State	1-2	0-0	0-0	0/2	2	2	2	0	0	1	1	12
at Tennessee Tech	0-1	0-0	0-0	0/0	0	0	0	0	0	0	0	3
Tennessee State												
at Belmont												
at Tennessee State												
Murray State												
Austin Peay												
at Morehead State												
at Eastern Kentucky												
SIU Edwardsville												
Eastern Illinois												
Tennessee Tech												
Jacksonville State												
at Murray State												
at Austin Peay												
Eastern Kentucky												
Morehead State												
at Eastern Illinois												
at SIU Edwardsville												
Totals	1-3	0-0	0-0	0/2	2	2	2	0	0	1	1	15

* - Game Started

2020-21 Season-Highs


Points	2	at Indiana State (12/22/20)
Total Rebounds	2	at Indiana State (12/22/20)
Offensive	-	-
Defensive	2	at Indiana State (12/22/20)
FG Made	1	at Indiana State (12/22/20)
FG Attempted	2	at Indiana State (12/22/20)
3-Point FG Made	-	-
3-Point FG Attempted	-	-
FT Made	-	-
FT Attempted	-	-
Assists	-	-
Blocks	1	at Indiana State (12/22/20)
Steals	1	at Indiana State (12/22/20)
Minutes	12	at Indiana State (12/22/20)

Career-Highs

Points	17	at Youngstown State (12/15/19)
Total Rebounds	6	2x, last at Youngstown State (12/15/19)
Offensive	3	vs. Cal State Fullerton (11/27/19)
Defensive	4	2x, last vs. Murray State (1/18/20)
FG Made	8	at Youngstown State (12/15/19)
FG Attempted	14	at Youngstown State (12/15/19)
3-Point FG Made	1	2x, last at Drake (12/7/19)
3-Point FG Attempted	2	vs. Cal State Fullerton (11/27/19)
FT Made	5	at Santa Clara (11/29/19)
FT Attempted	6	at Santa Clara (11/29/19)
Assists	4	at Drake (12/7/19)
Blocks	1	at Indiana State (12/22/20)
Steals	2	3x, last at Youngstown State (12/15/19)
Minutes	22	vs. Murray State (1/18/20)

Agnew's Career Statistics at Southeast Missouri

Overall																					
Season	G-GS	Min	Avg	FG-FGA	Pct	3FG-3FGA	Pct	FT-FTA	Pct	Off	Def	Tot	Avg	PF	FO	A	TO	Blk	Stl	Pts	Avg
2019-20	22-5	234	10.6	39-93	.419	2-8	.250	23-35	.657	15	31	46	2.1	35	1	10	20	0	11	103	4.7
2020-21	2-0	15	7.5	1-3	.333	0-0	.000	0-0	.000	0	2	2	1.0	2	0	0	0	1	1	2	1.0
Total	24-5	249	10.4	40-96	.417	2-8	.250	23-35	.657	15	33	48	2.0	37	1	10	20	1	12	105	4.4
Ohio Valley Conference Games Only																					
Season	G-GS	Min	Avg	FG-FGA	Pct	3FG-3FGA	Pct	FT-FTA	Pct	Off	Def	Tot	Avg	PF	FO	A	TO	Blk	Stl	Pts	Avg
2019-20	9-0	59	6.6	5-21	.238	0-1	.000	6-9	.667	3	8	11	1.2	9	1	3	4	0	2	16	1.8
2020-21	1-0	3	3.0	0-1	.000	0-0	.000	0-0	.000	0	0	0	0.0	0	0	0	0	0	0	0	0.0
Total	10-0	62	6.2	5-22	.227	0-1	.000	6-9	.667	3	8	11	1.1	9	1	3	4	0	2	16	1.6



NANA AKENTEN

21

2020-21: Ranks fifth on the team in scoring and first in rebounding with 8.4 points and 5.8 rebounds per game, respectively...Ranks second on the team in 3-point field goals made (15)...Leads the team with five blocks...Ranks 15th in the league in rebounding and eighth in 3-point field goals made (1.9 per game)...Made a smashing Southeast Missouri debut when he came off the bench to score 17 points, including 16 in the first half at Kansas City (11/28)...Shot 6-of-12 from the field and finished with a game-high four 3-pointers against the Roos...Had two assists, three steals, two blocks and made a beyond halfcourt shot in that game...Followed that up with eight points and eight rebounds vs. Southern Illinois (12/2)...Scored nine points and had seven rebounds in his first career SEMO start vs. Lipscomb (12/7)...Started each of the last five games...Scored double figures in two contests.

Nebraska: Played in 28 games in 2018-19, averaging 4.3 points and 2.5 rebounds per game while being one of the Huskers' first subs off the bench...His two starts came against Oklahoma State and Cal State Fullerton...Ranked sixth on the team with 24 three-pointers and shot 30 percent from long range...Reached double figures three times with a career-high 19 points in 13 minutes against Mississippi Valley State in the season-opener...Made a career-high five 3-pointers in that game, one of four contests with at least three 3-pointers...Had 11 points on 4-of-6 shooting in a win over Missouri State and 11 points on 5-of-7 field goals at #9 Michigan...Scored five or more points 10 times, including three times in Big Ten Conference play...Missed Nebraska's last six games due to a suspension for violation of team rules that led to his decision to transfer on Apr. 17, 2019...Provided depth on the wing as a freshman in 2017-18...Saw action in seven games, tallying seven points and two rebounds in 21 minutes...Made 3-pointers against Marist and Delaware State...Played a season-high six minutes at #3 Michigan State.

Akenten's Game-by-Game Statistics

2020-21	FG	3P	FT	O/D	REB	E	PTS	A	TO	B	S	M
vs. Kansas City	6-12	4-9	1-2	0/6	6	2	17	2	2	2	3	32
Southern Illinois	3-7	1-4	1-2	1/7	8	5	8	1	5	2	1	32
Lipscomb*	3-10	3-6	0-0	3/4	7	1	9	0	1	0	0	29
at Lipscomb*	1-3	0-2	0-0	1/3	4	2	2	2	2	1	1	22
at Evansville*	4-6	4-4	2-2	3/2	5	3	14	0	1	0	0	28
UT Martin*	2-7	1-5	0-0	0/3	3	2	5	2	1	0	1	30
at Indiana State*	1-5	0-3	2-3	1/3	4	5	4	1	1	0	2	20
at Tennessee Tech*	3-13	2-8	0-0	1/8	9	3	8	2	3	0	0	33
Tennessee State												
at Belmont												
at Tennessee State												
Murray State												
Austin Peay												
at Morehead State												
at Eastern Kentucky												
SIU Edwardsville												
Eastern Illinois												
Tennessee Tech												
Jacksonville State												
at Murray State												
at Austin Peay												
Eastern Kentucky												
Morehead State												
at Eastern Illinois												
at SIU Edwardsville												
Totals	23-63	15-41	6-9	10/36	46	23	67	10	16	5	8	226

* - Game Started

2020-21 Season/Career-Highs

Points	16	vs. Kansas City (11/28/20)
Total Rebounds	9	at Tennessee Tech (12/30/20)
Offensive	3	2x, last at Evansville (12/15/20)
Defensive	8	at Tennessee Tech (12/30/20)
FG Made	6	vs. Kansas City (11/28/20)
FG Attempted	13	at Tennessee Tech (12/30/20)
3-Point FG Made	4	2x, last at Evansville (12/15/20)
3-Point FG Attempted	9	vs. Kansas City (11/28/20)
FT Made	2	2x, last at Indiana State (12/22/20)
FT Attempted	3	at Indiana State (12/22/20)
Assists	2	4x, last at Tennessee Tech (12/30/20)
Blocks	2	2x, last vs. Southern Illinois (12/2/20)
Steals	3	vs. Kansas City (11/28/20)
Minutes	33	at Tennessee Tech (12/30/20)

Akenten's Career Statistics at Southeast Missouri

Season	G-GS	Min	Avg	FG-FGA	Pct	3FG-3FGA	Pct	FT-FTA	Pct	Off	Def	Tot	Avg	PF	FO	A	TO	Blk	Stl	Pts	Avg
2020-21	8-6	226	28.3	23-63	.365	15-41	.366	6-9	.667	10	36	46	5.8	23	2	10	16	5	8	67	8.4
Ohio Valley Conference Games Only																					
Season	G-GS	Min	Avg	FG-FGA	Pct	3FG-3FGA	Pct	FT-FTA	Pct	Off	Def	Tot	Avg	PF	FO	A	TO	Blk	Stl	Pts	Avg
2020-21	2-2	63	31.5	5-20	.250	3-13	.231	0-0	.000	1	11	12	6.0	5	0	4	4	0	1	13	6.5



// Guard
// 6-5 // 220
// Freshman (1)
// St. Louis, Mo.
// Mehlville H.S.

DYLAN BRANSON

33

2020-21: Saw limited action off the bench in each of Southeast Missouri's first eight games...Put up double figures in the scoring column for the first time when he finished with 12 points on three 3-pointers and three free throws at Indiana State (12/22)...Scored the first points of his college career when he finished with two vs. Southern Illinois (12/2)...Also had four rebounds and dished out three assists in eight minutes against the Salukis...Played five minutes in his first career college game at Kansas City (11/28)...Had one steal against the Roos...Logged 13 minutes and scored two points at Lipscomb (12/9)...Splashed in the first 3-pointer of his career at Evansville (12/15).

Prep: Versatile player who attended Mehlville High School where he helped turn around a program that went 9-14 his freshman year...Mehlville claimed two MSHSAA Class 5 District titles along the way...Averaged 16 points, six rebounds and six assists as a senior...Scored double figures 24 times and finished with over 20 points on six occasions that year.

Personal: Born October 21, 2001...Majoring in Social Studies...Son of Jeff and Kathleen Branson...Has four siblings, including Christian (brother), King (brother), Davion (brother) and Danielle (sister).

Branson's Game-by-Game Statistics

2020-21	FG	3P	FT	O/D	REB	E	PTS	A	TO	B	S	M
vs. Kansas City	0-0	0-0	0-0	0/0	0	1	0	0	2	0	1	5
Southern Illinois	1-3	0-1	0-0	1/3	4	3	2	3	0	0	0	8
Lipscomb	0-1	0-1	0-0	0/0	0	1	0	1	0	0	0	8
at Lipscomb	1-1	0-0	0-0	0/0	0	3	2	1	2	0	0	13
at Evansville	1-1	1-1	0-0	0/0	0	1	3	1	0	0	0	11
UT Martin	0-0	0-0	0-0	0/1	1	1	0	0	0	0	0	7
at Indiana State	3-3	3-3	3-4	1/3	4	2	12	1	4	0	0	20
at Tennessee Tech	1-1	0-0	0-0	0/0	0	1	2	1	2	1	0	11
Tennessee State												
at Belmont												
at Tennessee State												
Murray State												
Austin Peay												
at Morehead State												
at Eastern Kentucky												
SIU Edwardsville												
Eastern Illinois												
Tennessee Tech												
Jacksonville State												
at Murray State												
at Austin Peay												
Eastern Kentucky												
Morehead State												
at Eastern Illinois												
at SIU Edwardsville												
Totals	7-10	4-6	3-4	2/7	9	13	21	8	10	1	1	83

* - Game Started

2020-21 Season/Career-Highs

Points	12	at Indiana State (12/22/20)
Total Rebounds	4	2x, last at Indiana State (12/22/20)
Offensive	1	2x, last at Indiana State (12/22/20)
Defensive	3	2x, last at Indiana State (12/22/20)
FG Made	3	at Indiana State (12/22/20)
FG Attempted	3	2x, last at Indiana State (12/22/20)
3-Point FG Made	3	at Indiana State (12/22/20)
3-Point FG Attempted	3	at Indiana State (12/22/20)
FT Made	3	at Indiana State (12/22/20)
FT Attempted	4	at Indiana State (12/22/20)
Assists	3	vs. Southern Illinois (12/2/20)
Blocks	1	at Tennessee Tech (12/30/20)
Steals	1	vs. Kansas City (11/28/20)
Minutes	20	at Indiana State (12/22/20)

Branson's Career Statistics at Southeast Missouri

Overall																			
Season	G-GS	Min	Avg	FG-FGA	Pct	3FG-3FGA	Pct	FT-FTA	Pct	Off	Def	Tot	Avg	PF	FO	A	TO	Blk	Stl
2020-21	8-0	83	10.4	7-10	.700	4-6	.667	3-4	.750	2	7	9	1.1	13	0	8	10	1	1
Ohio Valley Conference Games Only																			
Season	G-GS	Min	Avg	FG-FGA	Pct	3FG-3FGA	Pct	FT-FTA	Pct	Off	Def	Tot	Avg	PF	FO	A	TO	Blk	Stl
2020-21	2-0	18	9.0	1-1	1.000	0-0	.000	0-0	.000	0	1	1	0.5	2	0	1	2	1	0



CHRIS HARRIS

5

Harris' Game-by-Game Statistics

2020-21	FG	3P	FT	O/D	REB	E	PTS	A	TO	B	S	M
vs. Kansas City*	5-9	3-6	5-11	1/2	3	1	18	4	4	0	0	35
Southern Illinois*	6-15	1-6	2-2	1/0	1	5	15	5	2	0	1	22
Lipscomb*	7-13	3-7	2-2	0/0	0	0	19	3	2	0	1	30
at Lipscomb*	7-17	4-8	3-8	0/2	2	2	21	0	4	0	0	35
at Evansville*	1-9	0-3	2-3	0/2	2	4	4	0	4	0	0	25
UT Martin*	7-14	2-5	7-10	0/1	1	2	23	1	3	0	0	32
at Indiana State*	5-12	1-4	5-7	1/5	6	1	16	2	2	0	0	36
at Tennessee Tech*	3-9	2-4	3-4	0/3	3	2	11	2	3	0	0	24
Tennessee State												
at Belmont												
at Tennessee State												
Murray State												
Austin Peay												
at Morehead State												
at Eastern Kentucky												
SIU Edwardsville												
Eastern Illinois												
Tennessee Tech												
Jacksonville State												
at Murray State												
at Austin Peay												
Eastern Kentucky												
Morehead State												
at Eastern Illinois												
at SIU Edwardsville												
Totals	41-98	16-43	29-47	3/15	18	17	127	17	24	0	2	239

* - Game Started

2020-21: Leads the Redhawks in scoring (15.9 ppg) and field goals made (41) through eight starts...Tied for first in 3-point field goals made (16)...Ranks seventh in the Ohio Valley Conference in scoring...Is tied for sixth in the conference in 3-point field goals made...Became the first Redhawk to score 20 points this season when he dropped in 21 at Lipscomb (12/9)...Buried four 3-pointers in that game...Poured in a career-high 23 points and made the game-tying 3-pointer with eight seconds left vs. UT Martin (12/18)...Scored 19 points vs. Lipscomb (12/7)...Scored 18 points and played 35 minutes at Kansas City (11/28)...Made five free throws, buried three 3-pointers, grabbed three rebounds and dished out four assists in the Redhawks season-opener...Logged his first career start against the Roos...Added 15 points and had five assists vs. Southern Illinois (12/2)...Scored double figures in nine of his 10 career games...Finished as the Redhawks top scorer in five games...Buried multiple 3-pointers in five of his starts.

2020-21 Season-Highs


Points	23	vs. UT Martin (12/18/20)
Total Rebounds	6	at Indiana State (12/22/20)
Offensive	1	3x, last at Indiana State (12/22/20)
Defensive	5	at Indiana State (12/22/20)
FG Made	7	3x, last vs. UT Martin (12/18/20)
FG Attempted	17	at Lipscomb (12/9/20)
3-Point FG Made	4	at Lipscomb (12/9/20)
3-Point FG Attempted	8	at Lipscomb (12/9/20)
FT Made	7	vs. UT Martin (12/18/20)
FT Attempted	11	vs. Kansas City (11/28/20)
Assists	5	vs. Southern Illinois (12/2/20)
Blocks	-	-
Steals	1	2x, last vs. Lipscomb (12/7/20)
Minutes	36	at Indiana State (12/22/20)

Career-Highs

Points	23	vs. UT Martin (12/18/20)
Total Rebounds	6	at Indiana State (12/22/20)
Offensive	1	3x, last at Indiana State (12/22/20)
Defensive	5	2x, last at Indiana State (12/22/20)
FG Made	7	3x, last vs. UT Martin (12/18/20)
FG Attempted	17	at Lipscomb (12/9/20)
3-Point FG Made	4	at Lipscomb (12/9/20)
3-Point FG Attempted	8	at Lipscomb (12/9/20)
FT Made	7	2x, last vs. UT Martin (12/18/20)
FT Attempted	11	vs. Kansas City (11/28/20)
Assists	5	vs. Southern Illinois (12/2/20)
Blocks	1	at Vanderbilt (11/6/19)
Steals	1	2x, last vs. Lipscomb (12/7/20)
Minutes	36	at Indiana State (12/22/20)

Harris' Career Statistics at Southeast Missouri

Overall																					
Season	G-GS	Min	Avg	FG-FGA	Pct	3FG-3FGA	Pct	FT-FTA	Pct	Off	Def	Tot	Avg	PF	FO	A	TO	Blk	Stl	Pts	Avg
2019-20	2-0	74	37.0	9-15	.600	5-7	.714	8-10	.800	0	6	6	3.0	5	0	2	5	1	0	31	15.5
2020-21	8-8	239	29.9	41-98	.418	16-43	.372	29-47	.617	3	15	18	2.3	17	1	17	24	0	2	127	15.9
Total	10-8	293	29.3	50-113	.442	21-50	.420	37-57	.649	3	21	24	2.4	22	1	19	29	1	2	158	15.8
Ohio Valley Conference Games Only																					
Season	G-GS	Min	Avg	FG-FGA	Pct	3FG-3FGA	Pct	FT-FTA	Pct	Off	Def	Tot	Avg	PF	FO	A	TO	Blk	Stl	Pts	Avg
2020-21	2-2	56	28.0	10-23	.435	4-9	.444	10-14	.714	0	4	4	2.0	4	0	3	6	0	0	34	17.0



NATE JOHNSON

14

2020-21: Saw action all eight of Southeast Missouri's games off the bench...Averages 2.3 points and 2.6 rebounds per contest...Scored his first career points as a Redhawk vs. Southern Illinois (12/2)...Scored a season-high six points vs. both Southern Illinois (12/2) and Evansville (12/15)...Pulled down four rebounds, dished out two assists and had one block in 14 minutes at Kansas City (11/28), his first NCAA Division I appearance...Finished with two points and five rebounds at Lipscomb (12/9)...Ranks second on the team with four blocks.

Seminole State College: Spent the 2019-20 campaign at Seminole State College in Oklahoma...Was his team's top scorer and rebounder with a near double-double 12.3 points and nine rebounds per game...Also led the team in field goal percentage (.577) and blocks (25).

St. Petersburg College: Played his freshman season at St. Petersburg College in 2018-19...Averaged six points and five rebounds that year.

Prep: Played power forward at American Heritage High School.

Personal: Born February 5, 2000...Majoring in Psychology...Son of Wilt Johnson and Debbie Sinclair...Siblings are Chad Graham (brother), Armani Jackson (step brother) and Chanel Jackson (step sister).

Johnson's Game-by-Game Statistics

2020-21	FG	3P	FT	O/D	REB	E	PTS	A	TO	B	S	M
vs. Kansas City	0-0	0-0	0-1	1/3	4	2	0	2	0	1	0	14
Southern Illinois	3-5	0-0	0-0	1/2	3	0	6	1	0	2	0	14
Lipscomb	1-1	0-0	0-0	1/3	4	1	2	0	1	0	0	12
at Lipscomb	1-3	0-0	0-0	3/2	5	1	2	1	0	0	0	10
at Evansville	2-3	0-0	2-2	3/0	3	3	6	0	0	0	0	15
UT Martin	1-2	0-0	0-1	0/2	2	1	2	0	0	1	0	9
at Indiana State	0-0	0-0	0-0	0/0	0	1	0	0	1	0	0	1
at Tennessee Tech	0-0	0-0	0-0	0/0	0	0	0	0	0	0	0	3
Tennessee State												
at Belmont												
at Tennessee State												
Murray State												
Austin Peay												
at Morehead State												
at Eastern Kentucky												
SIU Edwardsville												
Eastern Illinois												
Tennessee Tech												
Jacksonville State												
at Murray State												
at Austin Peay												
Eastern Kentucky												
Morehead State												
at Eastern Illinois												
at SIU Edwardsville												
Totals	8-14	0-0	2-4	9/12	21	9	18	4	2	4	0	78

* - Game Started

2020-21 Season/Career-Highs

Points	6	2x, last at Evansville (12/15/20)
Total Rebounds	5	at Lipscomb (12/9/20)
Offensive	3	2x, last at Evansville (12/15/20)
Defensive	3	2x, last vs. Lipscomb (12/7/20)
FG Made	3	vs. Southern Illinois (12/2/20)
FG Attempted	5	vs. Southern Illinois (12/2/20)
3-Point FG Made	-	-
3-Point FG Attempted	-	-
FT Made	2	at Evansville (12/15/20)
FT Attempted	2	at Evansville (12/15/20)
Assists	2	vs. Kansas City (11/28/20)
Blocks	2	vs. Southern Illinois (12/2/20)
Steals	-	-
Minutes	15	at Evansville (12/15/20)

Johnson's Career Statistics at Southeast Missouri

Season	G-GS	Min	Avg	FG-FGA	Pct	3FG-3FGA	Pct	FT-FTA	Pct	Off	Def	Tot	Avg	PF	FO	A	TO	Blk	Stl	Pts	Avg
2020-21	8-0	78	9.8	8-14	.571	0-0	.000	2-4	.500	9	12	21	2.6	9	0	4	2	4	0	18	2.3
Ohio Valley Conference Games Only																					
Season	G-GS	Min	Avg	FG-FGA	Pct	3FG-3FGA	Pct	FT-FTA	Pct	Off	Def	Tot	Avg	PF	FO	A	TO	Blk	Stl	Pts	Avg
2020-21	2-0	12	6.0	1-2	.500	0-0	.000	0-1	.000	0	2	2	1.0	1	0	0	0	1	0	2	1.0



PARKER LONG | 13

Maryville University: Played his freshman year at NCAA Division II member Maryville University in 2019-20...Led the Saints with 13.1 points per game, shot 42percent from the field, 79 percent at the free throw line and 40 percent from 3-point range...Dished out a team-high 100 assists for an average of nearly four per game (3.9).

Prep: Went to nearby Sikeston High School...Averaged 12.1 points, 6.5 assists and posted a 3.5-to-1 assist-to-turnover ratio as a senior...Shot 51 percent from the field and made 39 three-pointers at a 46 percent clip...In only two seasons at Sikeston High School, he dished out 281 assists...Earned SEMO All-Conference and All-District accolades his senior year.

Personal: Born July 30, 2000...Majoring in Psychology...Son of Carter and Angie Long...Played basketball with his twin brother, Owen, at Maryville University...Entered the transfer portal after Marc Striker was relieved of his duties as head coach.

Long's Game-by-Game Statistics

2020-21	FG	3P	FT	O/D	REB	E	PTS	A	TO	B	S	M
vs. Kansas City	DNP	-	-	-	-	-	-	-	-	-	-	-
Southern Illinois	DNP	-	-	-	-	-	-	-	-	-	-	-
Lipscomb	DNP	-	-	-	-	-	-	-	-	-	-	-
at Lipscomb	DNP	-	-	-	-	-	-	-	-	-	-	-
at Evansville	DNP	-	-	-	-	-	-	-	-	-	-	-
UT Martin	DNP	-	-	-	-	-	-	-	-	-	-	-
at Indiana State	DNP	-	-	-	-	-	-	-	-	-	-	-
at Tennessee Tech	DNP	-	-	-	-	-	-	-	-	-	-	-
Tennessee State												
at Belmont												
at Tennessee State												
Murray State												
Austin Peay												
at Morehead State												
at Eastern Kentucky												
SIU Edwardsville												
Eastern Illinois												
Tennessee Tech												
Jacksonville State												
at Murray State												
at Austin Peay												
Eastern Kentucky												
Morehead State												
at Eastern Illinois												
at SIU Edwardsville												

* - Game Started

2020-21 Season/Career-Highs

Points	-
Total Rebounds	-
Offensive	-
Defensive	-
FG Made	-
FG Attempted	-
3-Point FG Made	-
3-Point FG Attempted	-
FT Made	-
FT Attempted	-
Assists	-
Blocks	-
Steals	-
Minutes	-

Long's Career Statistics at Southeast Missouri

Overall																					
Season	G-GS	Min	Avg	FG-FGA	Pct	3FG-3FGA	Pct	FT-FTA	Pct	Off	Def	Tot	Avg	PF	FO	A	TO	Blk	Stl	Pts	Avg
2020-21																					
Ohio Valley Conference Games Only																					
Season	G-GS	Min	Avg	FG-FGA	Pct	3FG-3FGA	Pct	FT-FTA	Pct	Off	Def	Tot	Avg	PF	FO	A	TO	Blk	Stl	Pts	Avg
2020-21																					



JORDAN LOVE

2

2020-21: Posted double figures in the scoring column for the first time this season when he had 10 points vs. Southern Illinois (12/2)...Averages five points and 2.8 rebounds in eight games off the bench...Finished with a career-high four steals and scored four points in 27 minutes at Kansas City (11/28)...Scored a big basket to give the Redhawks a six-point lead with 2:24 left in their win over Lipscomb (12/7)...Made 4-of-6 free throws, scored eight points and pulled down five rebounds at Lipscomb (12/9)...Knocked down a career-high three 3-pointers vs. UT Martin (12/18)...Tied for first on the team with 11 steals.

Love's Game-by-Game Statistics

2020-21	FG	3P	FT	O/D	REB	E	PTS	A	TO	B	S	M
vs. Kansas City	2-6	0-1	0-3	0/3	3	0	4	3	1	0	4	27
Southern Illinois	4-5	1-1	1-4	0/3	3	1	10	3	2	1	1	19
Lipscomb	1-3	0-1	0-0	0/2	2	0	2	4	0	0	0	21
at Lipscomb	2-6	0-1	4-6	1/4	5	2	8	2	1	0	2	29
at Evansville	1-6	0-0	1-2	1/1	2	3	3	2	2	0	1	25
UT Martin	3-7	3-6	0-0	1/1	2	2	9	2	2	0	1	19
at Indiana State	0-4	0-0	1-2	0/2	2	0	1	1	0	0	0	18
at Tennessee Tech	1-1	0-0	1-2	0/3	3	0	3	1	2	0	2	13
Tennessee State												
at Belmont												
at Tennessee State												
Murray State												
Austin Peay												
at Morehead State												
at Eastern Kentucky												
SIU Edwardsville												
Eastern Illinois												
Tennessee Tech												
Jacksonville State												
at Murray State												
at Austin Peay												
Eastern Kentucky												
Morehead State												
at Eastern Illinois												
at SIU Edwardsville												
Totals	14-38	4-10	8-19	3/19	22	8	40	18	10	2	11	171

* - Game Started

2020-21 Season/Career-Highs


Points.....	10	vs. Southern Illinois (12/2/20)
Total Rebounds.....	5	at Lipscomb (12/9/20)
Offensive.....	1	3x, last vs. UT Martin (12/18/20)
Defensive.....	4	at Lipscomb (12/9/20)
FG Made.....	4	vs. Southern Illinois (12/2/20)
FG Attempted.....	7	vs. UT Martin (12/18/20)
3-Point FG Made.....	3	vs. UT Martin (12/18/20)
3-Point FG Attempted.....	6	vs. UT Martin (12/18/20)
FT Made.....	4	at Lipscomb (12/9/20)
FT Attempted.....	6	at Lipscomb (12/9/20)
Assists.....	4	vs. Lipscomb (12/7/20)
Blocks.....	1	vs. Southern Illinois (12/2/20)
Steals.....	4	vs. Kansas City (11/28/20)
Minutes.....	29	at Lipscomb (12/9/20)

Career-Highs

Points.....	14	at Morehead State (1/30/20)
Total Rebounds.....	5	at Lipscomb (12/9/20)
Offensive.....	2	3x, last at UT Martin (2/29/20)
Defensive.....	4	at Lipscomb (12/9/20)
FG Made.....	4	3x, last vs. Southern Illinois (12/2/20)
FG Attempted.....	11	2x, last at Eastern Kentucky (2/1/20)
3-Point FG Made.....	3	vs. UT Martin (12/18/20)
3-Point FG Attempted.....	6	2x, last vs. UT Martin (12/18/20)
FT Made.....	5	at Eastern Kentucky (2/1/20)
FT Attempted.....	6	2x, last at Lipscomb (12/9/20)
Assists.....	5	vs. Austin Peay (1/16/20)
Blocks.....	1	3x, last vs. Southern Illinois (12/2/20)
Steals.....	4	vs. Kansas City (11/28/20)
Minutes.....	30	at Eastern Kentucky (2/1/20)

Love's Career Statistics at Southeast Missouri

Overall																					
Season	G-GS	Min	Avg	FG-FGA	Pct	3FG-3FGA	Pct	FT-FTA	Pct	Off	Def	Tot	Avg	PF	FO	A	TO	Blk	Stl	Pts	Avg
2019-20	25-4	313	12.5	28-82	.341	5-20	.250	18-31	.581	11	25	36	1.4	20	0	17	24	2	7	79	3.2
2020-21	8-0	171	21.4	14-38	.368	4-10	.400	8-19	.421	3	19	22	2.8	8	0	18	10	1	11	40	5.0
Total	33-4	484	14.7	42-120	.350	9-30	.300	26-50	.520	14	44	58	1.8	28	0	35	34	3	18	119	3.6
Ohio Valley Conference Games Only																					
Season	G-GS	Min	Avg	FG-FGA	Pct	3FG-3FGA	Pct	FT-FTA	Pct	Off	Def	Tot	Avg	PF	FO	A	TO	Blk	Stl	Pts	Avg
2019-20	17-4	258	15.2	24-70	.343	4-16	.250	17-27	.630	11	17	28	1.6	18	0	17	22	2	5	69	4.1
2020-21	2-0	32	16.0	4-8	.500	3-6	.500	1-2	.500	1	4	5	2.5	2	0	3	4	0	3	12	6.0
Total	19-4	290	15.3	28-78	.359	7-22	.318	18-29	.621	12	21	33	1.7	20	0	20	26	2	8	81	4.3


EVAN MORRISON
12
Morrison's Game-by-Game Statistics

2020-21	FG	3P	FT	O/D	REB	E	PTS	A	TO	B	S	M
vs. Kansas City	DNP	-	-	-	-	-	-	-	-	-	-	-
Southern Illinois	DNP	-	-	-	-	-	-	-	-	-	-	-
Lipscomb	DNP	-	-	-	-	-	-	-	-	-	-	-
at Lipscomb	DNP	-	-	-	-	-	-	-	-	-	-	-
at Evansville	DNP	-	-	-	-	-	-	-	-	-	-	-
UT Martin	DNP	-	-	-	-	-	-	-	-	-	-	-
at Indiana State	DNP	-	-	-	-	-	-	-	-	-	-	-
at Tennessee Tech	DNP	-	-	-	-	-	-	-	-	-	-	-
Tennessee State												
at Belmont												
at Tennessee State												
Murray State												
Austin Peay												
at Morehead State												
at Eastern Kentucky												
SIU Edwardsville												
Eastern Illinois												
Tennessee Tech												
Jacksonville State												
at Murray State												
at Austin Peay												
Eastern Kentucky												
Morehead State												
at Eastern Illinois												
at SIU Edwardsville												

* - Game Started

2020-21 Season-Highs

Points	-
Total Rebounds	-
Offensive	-
Defensive	-
FG Made	-
FG Attempted	-
3-Point FG Made	-
3-Point FG Attempted	-
FT Made	-
FT Attempted	-
Assists	-
Blocks	-
Steals	-
Minutes	-

Career-Highs

Points	3	3x, last at Eastern Illinois (1/25/20)
Total Rebounds	3	at Morehead State (1/30/20)
Offensive	2	at Morehead State (1/30/20)
Defensive	2	at SIU Edwardsville (1/23/20)
FG Made	1	3x, last at Eastern Illinois (1/25/20)
FG Attempted	3	vs. Missouri Baptist (12/29/19)
3-Point FG Made	1	3x, last at Eastern Illinois (1/25/20)
3-Point FG Attempted	2	2x, last vs. Belmont (1/9/20)
FT Made	-	-
FT Attempted	-	-
Assists	1	vs. Tennessee Tech (2/8/20)
Blocks	-	-
Steals	1	2x, last at SIU Edwardsville (1/23/20)
Minutes	18	at Morehead State (1/30/20)

Morrison's Career Statistics at Southeast Missouri

Overall

Season	G-GS	Min	Avg	FG-FGA	Pct	3FG-3FGA	Pct	FT-FTA	Pct	Off	Def	Tot	Avg	PF	FO	A	TO	Blk	Stl	Pts	Avg
2019-20	17-0	90	5.3	4-14	.286	3-11	.273	0-0	.000	2	4	6	0.4	5	0	1	1	0	2	11	0.6
2020-21																					
Total																					

Ohio Valley Conference Games Only

Season	G-GS	Min	Avg	FG-FGA	Pct	3FG-3FGA	Pct	FT-FTA	Pct	Off	Def	Tot	Avg	PF	FO	A	TO	Blk	Stl	Pts	Avg
2019-20	11-0	68	6.2	2-9	.222	1-7	.143	0-0	.000	2	3	5	0.5	4	0	1	1	0	1	5	0.5
2020-21																					
Total																					

**DQ NICHOLAS****11**

2020-21: Is averaging 9.3 points and 3.8 rebounds per game as Southeast Missouri's fourth-leading scorer in eight starts...Tied for first on the team with 11 steals and leads the Redhawks with 27 assists...Scored a season-best 17 points on 5-of-12 field goals and a near-perfect 6-of-7 free throws at Lipscomb (12/9)...Notched eight points and went a perfect 4-of-4 at the free throw line in 20 minutes at Kansas City (11/28)...Finished with seven points vs. Southern Illinois (12/2)...Put up double figures in the scoring column for the first time this season with 12 points vs. Lipscomb (12/7)...Also tied a career-high three steals against the Bisons...Is the Redhawks top free throw shooter and ranks 11th in the Ohio Valley Conference with a 72 percent clip (21-of-29)...Dished out a career-high eight assists at Tennessee Tech (12/30)...Also ranks 11th in the OVC in assists and tied for 12th in steals.

Nicholas' Game-by-Game Statistics

2020-21	FG	3P	FT	O/D	REB	E	PTS	A	TO	B	S	M
vs. Kansas City*	2-3	0-1	4-4	0/1	1	5	8	0	4	0	1	20
Southern Illinois*	2-12	0-1	3-5	0/3	3	3	7	4	2	0	0	32
Lipscomb*	4-10	1-4	3-4	1/2	3	4	12	5	2	0	3	29
at Lipscomb*	5-12	1-3	6-7	1/4	5	2	17	1	6	1	1	37
at Evansville*	1-5	0-2	0-0	0/7	7	5	2	4	3	0	1	26
UT Martin*	5-7	1-2	0-0	0/6	6	2	11	4	3	1	2	32
at Indiana State*	3-7	0-1	3-5	0/1	1	4	9	1	5	0	2	26
at Tennessee Tech*	3-8	0-1	2-4	1/3	4	2	8	8	4	0	1	31
Tennessee State												
at Belmont												
at Tennessee State												
Murray State												
Austin Peay												
at Morehead State												
at Eastern Kentucky												
SIU Edwardsville												
Eastern Illinois												
Tennessee Tech												
Jacksonville State												
at Murray State												
at Austin Peay												
Eastern Kentucky												
Morehead State												
at Eastern Illinois												
at SIU Edwardsville												
Totals	25-64	3-15	21-29	3/27	30	27	74	27	29	2	11	233

* - Game Started

2020-21 Season/Career-Highs

Points	17	at Lipscomb (12/9/20)
Total Rebounds	7	at Evansville (12/15/20)
Offensive	1	3x, last at Tennessee Tech (12/30/20)
Defensive	7	at Evansville (12/15/20)
FG Made	5	2x, last vs. UT Martin (12/18/20)
FG Attempted	12	2x, last at Lipscomb (12/9/20)
3-Point FG Made	1	3x, last vs. UT Martin (12/18/20)
3-Point FG Attempted	4	vs. Lipscomb (12/7/20)
FT Made	6	at Lipscomb (12/9/20)
FT Attempted	7	at Lipscomb (12/9/20)
Assists	8	at Tennessee Tech (12/30/20)
Blocks	1	2x, last vs. UT Martin (12/18/20)
Steals	3	vs. Lipscomb (12/7/20)
Minutes	37	at Lipscomb (12/9/20)

Career-Highs

Points	24	vs. The Citadel (11/19/19)
Total Rebounds	7	at Evansville (12/15/20)
Offensive	2	vs. Murray State (1/18/20)
Defensive	7	at Evansville (12/15/20)
FG Made	9	vs. The Citadel (11/19/19)
FG Attempted	16	vs. The Citadel (11/19/19)
3-Point FG Made	2	2x, last vs. Tennessee State (1/11/20)
3-Point FG Attempted	4	2x, last vs. Tennessee State (1/11/20)
FT Made	14	at Abilene Christian (12/5/19)
FT Attempted	14	at Abilene Christian (12/5/19)
Assists	8	at Tennessee Tech (12/30/20)
Blocks	1	5x, last at Lipscomb (12/9/20)
Steals	3	3x, last vs. Lipscomb (12/7/20)
Minutes	41	vs. Murray State (1/18/20)

Nicholas' Career Statistics at Southeast Missouri

Overall																					
Season	G-GS	Min	Avg	FG-FGA	Pct	3FG-3FGA	Pct	FT-FTA	Pct	Off	Def	Tot	Avg	PF	FO	A	TO	Blk	Stl	Pts	Avg
2019-20	30-19	731	24.4	72-182	.396	18-60	.300	65-88	.739	7	67	74	2.5	48	0	50	48	5	22	227	7.6
2020-21	8-8	233	29.1	25-64	.391	3-15	.200	21-29	.724	3	27	30	3.8	27	2	27	29	2	11	74	9.3
Total	38-27	964	25.4	97-246	.394	21-75	.280	86-117	.735	10	94	104	2.7	75	2	77	77	7	33	301	7.9
Ohio Valley Conference Games Only																					
Season	G-GS	Min	Avg	FG-FGA	Pct	3FG-3FGA	Pct	FT-FTA	Pct	Off	Def	Tot	Avg	PF	FO	A	TO	Blk	Stl	Pts	Avg
2019-20	17-7	394	23.2	38-99	.384	9-32	.281	30-42	.714	5	34	39	2.3	27	0	33	23	2	14	115	6.8
2020-21	2-2	63	31.5	8-15	.533	1-3	.333	2-4	.500	1	9	10	5.0	4	0	12	7	1	3	19	9.5
Total	19-9	457	24.1	46-114	.404	10-35	.286	32-46	.696	6	43	49	2.6	31	0	45	30	3	17	134	7.1



MANNY PATTERSON | 10

2020-21: Played in his first game at Southeast Missouri a day after the NCAA voted to allow NCAA Division I transfers to play immediately...Had four rebounds in five minutes off the bench vs. UT Martin (12/18)...Averages three points and 2.3 rebounds in three games off the bench...Scored a season-best five points at Indiana State (12/22).

Green Bay: Played the last three seasons at Horizon League member Green Bay before entering the transfer portal...Started 24 of 33 games and averaged 5.8 points and 4.8 rebounds per contest in 2019-20...Reached double figures in the scoring column eight times and registered three double-doubles... As a sophomore in 2018-19, started 12 games and scored a season-high 17 points at Iowa...Ranked third on the team in field goal percentage (.486) and rebounds (142)...Averaged 4.6 points and 13.8 minutes per contest... Started 19 of 27 games as a true freshman in 2017-18...Averaged six points and 4.9 rebounds, while leading the team with 22 blocks and a .474 field goal percentage.

Patterson's Game-by-Game Statistics

2020-21	FG	3P	FT	O/D	REB	E	PTS	A	TO	B	S	M
vs. Kansas City	DNP	-	-	-	-	-	-	-	-	-	-	-
Southern Illinois	DNP	-	-	-	-	-	-	-	-	-	-	-
Lipscomb	DNP	-	-	-	-	-	-	-	-	-	-	-
at Lipscomb	DNP	-	-	-	-	-	-	-	-	-	-	-
at Evansville	DNP	-	-	-	-	-	-	-	-	-	-	-
UT Martin	0-0	0-0	0-0	0/4	4	0	0	0	0	0	0	5
at Indiana State	2-3	0-0	1-2	0/2	2	3	5	0	2	0	0	9
at Tennessee Tech	2-2	0-0	0-0	0/1	1	4	4	1	2	0	0	19
Tennessee State												
at Belmont												
at Tennessee State												
Murray State												
Austin Peay												
at Morehead State												
at Eastern Kentucky												
SIU Edwardsville												
Eastern Illinois												
Tennessee Tech												
Jacksonville State												
at Murray State												
at Austin Peay												
Eastern Kentucky												
Morehead State												
at Eastern Illinois												
at SIU Edwardsville												
Totals	4-5	0-0	1-2	0/7	7	7	9	1	4	0	0	33


* - Game Started

2020-21 Season-Highs

Points	5	at Indiana State (12/22/20)
Total Rebounds	4	vs. UT Martin (12/18/20)
Offensive	-	-
Defensive	4	vs. UT Martin (12/18/20)
FG Made	2	2x, last at Tennessee Tech (12/30/20)
FG Attempted	3	at Indiana State (12/22/20)
3-Point FG Made	-	-
3-Point FG Attempted	-	-
FT Made	1	at Indiana State (12/22/20)
FT Attempted	2	at Indiana State (12/22/20)
Assists	1	at Tennessee Tech (12/30/20)
Blocks	-	-
Steals	-	-
Minutes	19	at Tennessee Tech (12/30/20)

Patterson's Career Statistics at Southeast Missouri

Overall																					
Season	G-GS	Min	Avg	FG-FGA	Pct	3FG-3FGA	Pct	FT-FTA	Pct	Off	Def	Tot	Avg	PF	FO	A	TO	Blk	Stl	Pts	Avg
2020-21	3-0	33	11.0	4-5	.800	0-0	.000	1-2	.500	0	7	7	2.3	7	0	1	4	0	0	9	3.0
Ohio Valley Conference Games Only																					
Season	G-GS	Min	Avg	FG-FGA	Pct	3FG-3FGA	Pct	FT-FTA	Pct	Off	Def	Tot	Avg	PF	FO	A	TO	Blk	Stl	Pts	Avg
2020-21	2-0	24	12.0	2-2	1.000	0-0	.000	0-0	.000	0	5	5	2.5	4	0	1	2	0	0	4	2.0



ERIC REED, JR.

3

2020-21: Started three games...Rates second on the team in scoring with 10.9 points per game...Tied for first on the team with 16 three-pointers made... Came off the bench to score a season-best 19 points vs. Lipscomb (12/7)... Made three 3-pointers in three of his last six contests...Dropped in a team-high 17 points on 6-of-10 field goals vs. Southern Illinois (12/2)...Knocked down three 3-pointers and had 13 points in the second half of that game... Made his first career NCAA Division I start at Kansas City (11/28)...Played 10 minutes against the Roos...Put up 16 points at Evansville (12/15)...Ranks 18th in the Ohio Valley Conference in scoring, 14th in field goal percentage (.533) and third in 3-point field goal percentage (.485). third in the Ohio Valley Conference in 3-point field goal percentage (.500)...Is tied for sixth in the league in 3-point field goals made (2.0 per game).

Howard College: Started 30 games and averaged a team-high 15.5 points per game in 2019-20...Dished out 2.3 assists and grabbed five rebounds per contest as a combo guard...Ranked second on the team with 70 assists and 44 steals...Registered double figures in the scoring column a total of 27 times and dropped in 28 or more on three occasions...Started 14 games as a true freshman in 2018-19.

Prep: Combo guard who averaged 18 points and 3.4 assists per game as a senior at University Laboratory High School.

Personal: Born February 3, 2000...Majoring in General Studies...Son of Eric and Julia Reed...Siblings are Erica Reed (sister), Kaylo Henry (sister) and Hezekiah Brown (brother).

Reed, Jr.'s Game-by-Game Statistics

2020-21	FG	3P	FT	O/D	REB	E	PTS	A	TO	B	S	M
vs. Kansas City*	0-2	0-1	0-0	0/0	0	4	0	0	1	0	0	10
Southern Illinois*	6-10	3-5	2-3	4/1	5	3	17	0	0	1	1	38
Lipscomb*	8-10	3-4	0-0	0/2	2	2	19	1	0	0	1	23
at Lipscomb*	2-3	1-2	0-0	1/2	3	4	5	0	2	0	0	30
at Evansville	6-11	3-5	1-3	1/3	4	0	16	1	2	0	1	38
UT Martin	3-10	2-7	2-2	0/1	1	2	10	1	0	1	0	27
at Indiana State	2-5	2-4	0-0	3/0	3	3	6	0	1	0	1	25
at Tennessee Tech*	5-9	2-5	2-4	2/0	2	3	14	1	1	0	0	32
Tennessee State												
at Belmont												
at Tennessee State												
Murray State												
Austin Peay												
at Morehead State												
at Eastern Kentucky												
SIU Edwardsville												
Eastern Illinois												
Tennessee Tech												
Jacksonville State												
at Murray State												
at Austin Peay												
Eastern Kentucky												
Morehead State												
at Eastern Illinois												
at SIU Edwardsville												
Totals	32-60	16-33	7-12	11/9	20	21	87	4	7	2	4	223

* - Game Started

2020-21 Season/Career-Highs

Points	19	vs. Lipscomb (12/7/20)
Total Rebounds	5	vs. Southern Illinois (12/2/20)
Offensive	4	vs. Southern Illinois (12/2/20)
Defensive	3	at Evansville (12/15/20)
FG Made	8	vs. Lipscomb (12/7/20)
FG Attempted	11	at Evansville (12/15/20)
3-Point FG Made	3	3x, last at Evansville (12/15/20)
3-Point FG Attempted	7	vs. UT Martin (12/18/20)
FT Made	2	3x, last at Tennessee Tech (12/30/20)
FT Attempted	4	at Tennessee Tech (12/30/20)
Assists	1	4x, last at Tennessee Tech (12/30/20)
Blocks	1	2x, last vs. UT Martin (12/18/20)
Steals	1	4x, last at Indiana State (12/22/20)
Minutes	38	2x, last at Evansville (12/15/20)

Reed, Jr.'s Career Statistics at Southeast Missouri

Overall																					
Season	G-GS	Min	Avg	FG-FGA	Pct	3FG-3FGA	Pct	FT-FTA	Pct	Off	Def	Tot	Avg	PF	FO	A	TO	Blk	Stl	Pts	Avg
2020-21	8-3	223	27.9	32-60	.533	16-33	.485	7-12	.583	11	9	20	2.5	21	0	4	7	2	4	87	10.9
Ohio Valley Conference Games Only																					
Season	G-GS	Min	Avg	FG-FGA	Pct	3FG-3FGA	Pct	FT-FTA	Pct	Off	Def	Tot	Avg	PF	FO	A	TO	Blk	Stl	Pts	Avg
2020-21	2-1	59	29.5	8-19	.421	4-12	.333	4-6	.667	2	1	3	1.5	5	0	2	1	1	0	24	12.0



NYGAL RUSSELL | **25**

2020-21: Tied for second on the team with 5.6 rebounds per game and averages 4.6 points through eight games and seven starts...Ranks third on the team with three blocks...Scored 14 points as one of four players in double figures at Kansas City (11/28)...Scored eight points had a steal and knocked down two 3-pointers in the final 2:32 to seal Southeast Missouri's season-opening win...Both of his 3-pointers were in the last 57 seconds and he scored the final eight points of the game...Made three 3-pointers, had two blocks and collected two steals against the Roos...Added nine points and eight rebounds at Lipscomb (12/9)...Scored five of his points in the second half to help the Redhawks erase a 15-point deficit.

Russell's Game-by-Game Statistics

2020-21	FG	3P	FT	O/D	REB	E	PTS	A	TO	B	S	M
vs. Kansas City*	3-5	3-5	5-8	0/7	7	4	14	1	1	2	2	32
Southern Illinois*	0-6	0-1	0-0	4/7	11	5	0	2	2	1	2	38
Lipscomb*	1-5	0-3	1-2	1/2	3	0	3	0	1	0	0	20
at Lipscomb*	3-4	0-1	3-5	4/4	8	5	9	1	2	0	2	29
at Evansville*	1-3	0-1	0-0	0/6	6	1	2	0	2	0	1	28
UT Martin*	1-3	0-2	2-4	3/2	5	3	4	6	1	0	1	21
at Indiana State*	0-5	0-2	0-0	0/4	4	4	0	0	3	0	0	15
at Tennessee Tech	2-5	1-2	0-0	0/1	1	1	5	0	1	0	1	16
Tennessee State												
at Belmont												
at Tennessee State												
Murray State												
Austin Peay												
at Morehead State												
at Eastern Kentucky												
SIU Edwardsville												
Eastern Illinois												
Tennessee Tech												
Jacksonville State												
at Murray State												
at Austin Peay												
Eastern Kentucky												
Morehead State												
at Eastern Illinois												
at SIU Edwardsville												
Totals	11-36	4-17	11-19	12/33	45	23	37	10	13	3	9	199

* - Game Started

2020-21 Season-Highs

Points	14	vs. Kansas City (11/28/20)
Total Rebounds	11	vs. Southern Illinois (12/2/20)
Offensive	4	2x, last at Lipscomb (12/9/20)
Defensive	7	2x, last vs. Southern Illinois (12/2/20)
FG Made	3	2x, last at Lipscomb (12/9/20)
FG Attempted	6	vs. Southern Illinois (12/2/20)
3-Point FG Made	3	vs. Kansas City (11/28/20)
3-Point FG Attempted	5	vs. Kansas City (11/28/20)
FT Made	5	vs. Kansas City (11/28/20)
FT Attempted	8	vs. Kansas City (11/28/20)
Assists	6	vs. UT Martin (12/18/20)
Blocks	2	vs. Kansas City (11/28/20)
Steals	2	3x, last at Lipscomb (12/9/20)
Minutes	38	vs. Southern Illinois (12/2/20)

Career-Highs

Points	21	vs. Tennessee Tech (2/8/20)
Total Rebounds	11	vs. Southern Illinois (12/2/20)
Offensive	4	2x, last at Lipscomb (12/9/20)
Defensive	7	4x, last vs. Southern Illinois (12/2/20)
FG Made	8	vs. Tennessee Tech (2/8/20)
FG Attempted	11	vs. Tennessee Tech (2/8/20)
3-Point FG Made	4	vs. Tennessee Tech (2/8/20)
3-Point FG Attempted	6	2x, last vs. UT Martin (2/13/20)
FT Made	8	at Austin Peay (2/21/19)
FT Attempted	8	2x, last vs. Kansas City (11/28/20)
Assists	6	2x, last vs. UT Martin (12/18/20)
Blocks	2	vs. Kansas City (11/28/20)
Steals	3	2x, last vs. Tennessee Tech (2/8/20)
Minutes	38	vs. Southern Illinois (12/2/20)

Russell's Career Statistics at Southeast Missouri

Overall																					
Season	G-GS	Min	Avg	FG-FGA	Pct	3FG-3FGA	Pct	FT-FTA	Pct	Off	Def	Tot	Avg	PF	FO	A	TO	Blk	Stl	Pts	Avg
2018-19	31-9	499	16.1	53-147	.361	16-53	.302	43-62	.694	13	69	82	2.6	60	2	44	40	2	13	165	5.3
2019-20	28-7	512	18.3	64-148	.432	23-67	.343	25-36	.694	11	69	80	2.9	47	0	42	44	2	19	176	6.3
2020-21	8-7	199	24.9	11-36	.306	4-17	.235	11-19	.579	12	33	45	5.6	23	2	10	13	3	9	37	4.6
Total	67-23	1210	18.1	128-331	.387	43-137	.314	79-117	.675	36	171	207	3.1	130	4	96	97	7	41	378	5.6
Ohio Valley Conference Games Only																					
Season	G-GS	Min	Avg	FG-FGA	Pct	3FG-3FGA	Pct	FT-FTA	Pct	Off	Def	Tot	Avg	PF	FO	A	TO	Blk	Stl	Pts	Avg
2018-19	18-8	297	16.5	33-93	.355	11-34	.324	37-50	.740	7	33	40	2.2	38	1	28	24	2	8	114	6.3
2019-20	16-7	354	22.1	47-101	.465	22-52	.423	15-22	.682	7	43	50	3.1	30	0	31	28	1	12	131	8.2
2020-21	2-1	37	18.5	3-8	.375	1-4	.250	2-4	.500	3	3	6	3.0	4	0	6	2	0	2	9	4.5
Total	36-16	688	19.1	83-202	.411	34-90	.378	54-76	.711	17	79	96	2.7	72	1	65	54	3	22	254	7.1



NOLAN TAYLOR

31

2020-21: Ranks third on the team with 10.4 points and is second with 5.6 rebounds per contest...Ranks second on the team in free throw percentage at .700 (21-of-30)...Ranks 21st in the Ohio Valley Conference in scoring, tied for 17th in rebounding, eighth in field goal percentage (.585) and 15th in free throw percentage...Is also tied for 12th in offensive rebounds (1.8 per game)...Made a perfect 6-of-6 free throws en route to scoring 10 points in his first career start at Kansas City (11/28)...Grabbed seven rebounds in 25 minutes...Followed that up with 14 points and seven boards in 22 minutes vs. Southern Illinois (12/2)...Put up season-highs in points (16), assists and minutes played (20) vs. Lipscomb (12/7)...Scored double figures in five of his eight starts...Grabbed six or more rebounds in five contests.

Cal Poly: Was limited to 14 games during the 2019-20 season due to injury...Averaged 6.1 points and 2.9 rebounds in those contests...Redshirted during his first season (2018-19) at Cal Poly due to NCAA transfer rules.

Pepperdine: Spent two seasons at Pepperdine...Averaged 8.9 points and four rebounds per game in the first 15 games of his sophomore season before sustaining a season-ending injury...Started 20 of 24 games as a freshman for the Waves in 2016-17.

Taylor's Game-by-Game Statistics

2020-21	FG	3P	FT	O/D	REB	E	PTS	A	TO	B	S	M
vs. Kansas City*	2-4	0-0	6-6	1/6	7	3	10	0	1	0	0	25
Southern Illinois*	6-11	0-0	2-5	2/5	7	3	14	2	0	0	0	22
Lipscomb*	5-9	0-0	6-8	5/3	8	3	16	5	0	1	1	28
at Lipscomb*	3-6	0-0	2-2	1/3	4	1	8	0	2	1	1	20
at Evansville*	6-11	0-0	1-3	0/9	9	4	13	1	2	0	0	29
UT Martin*	1-1	0-0	1-2	1/1	2	3	3	1	1	0	0	18
at Indiana State*	4-6	0-0	3-4	4/2	6	2	11	1	0	0	0	18
at Tennessee Tech*	4-5	0-0	0-0	0/2	2	3	8	0	1	0	1	15
Tennessee State												
at Belmont												
at Tennessee State												
Murray State												
Austin Peay												
at Morehead State												
at Eastern Kentucky												
SIU Edwardsville												
Eastern Illinois												
Tennessee Tech												
Jacksonville State												
at Murray State												
at Austin Peay												
Eastern Kentucky												
Morehead State												
at Eastern Illinois												
at SIU Edwardsville												
Totals	31-53	0-0	21-30	14/22	46	22	83	10	7	2	3	175

* - Game Started

2020-21 Season/Career-Highs

Points	16	vs. Lipscomb (12/7/20)
Total Rebounds	9	at Evansville (12/15/20)
Offensive	5	vs. Lipscomb (12/7/20)
Defensive	9	at Evansville (12/15/20)
FG Made	6	2x, last at Evansville (12/15/20)
FG Attempted	11	2x, last at Evansville (12/15/20)
3-Point FG Made	-	-
3-Point FG Attempted	-	-
FT Made	6	2x, last vs. Lipscomb (12/7/20)
FT Attempted	8	vs. Lipscomb (12/7/20)
Assists	5	vs. Lipscomb (12/7/20)
Blocks	1	2x, last at Lipscomb (12/9/20)
Steals	1	3x, last at Tennessee Tech (12/30/20)
Minutes	29	at Evansville (12/15/20)

Taylor's Career Statistics at Southeast Missouri

Overall																			
Season	G-GS	Min	Avg	FG-FGA	Pct	3FG-3FGA	Pct	FT-FTA	Pct	Off	Def	Tot	Avg	PF	FO	A	TO	Blk	Stl
2020-21	8-8	175	21.9	31-53	.585	0-0	.000	21-30	.700	14	31	45	5.6	22	0	10	7	2	3
Ohio Valley Conference Games Only																			
Season	G-GS	Min	Avg	FG-FGA	Pct	3FG-3FGA	Pct	FT-FTA	Pct	Off	Def	Tot	Avg	PF	FO	A	TO	Blk	Stl
2020-21	2-2	33	16.5	5-6	.833	0-0	.000	1-2	.500	1	3	4	2.0	6	0	1	2	0	1



Season/Career Statistics

SEASON STATISTICS

CAREER STATISTICS

SUMMARY	gp-gs	min/g	fg%	3fg%	ft%	r/g	a/g	stl	blk	pts/g	gp-gs	min/g	fg%	3fg%	ft%	r/g	a/g	stl	blk	pts/g
HARRIS, Chris	8-8	29.9	.418	.372	.617	2.3	2.1	2	0	15.9	10-8	29.3	.442	.420	.649	2.4	1.9	2	1	15.8
REED, JR., Eric	8-3	27.9	.533	.485	.583	2.5	0.5	4	2	10.9	8-3	27.9	.533	.485	.583	2.5	0.5	4	2	10.9
TAYLOR, Nolan	8-8	21.9	.585	.000	.700	5.6	1.3	3	2	10.4	8-8	21.9	.585	.000	.700	5.6	1.3	3	2	10.4
NICHOLAS, DQ	8-8	29.1	.391	.200	.724	3.8	3.4	11	2	9.3	38-27	25.4	.394	.280	.735	2.7	2.0	33	7	7.9
AKENTEN, Nana	8-6	28.3	.365	.366	.667	5.8	1.3	8	5	8.4	8-6	28.3	.365	.366	.667	5.8	1.3	8	5	8.4
LOVE, Jordan	8-0	21.4	.368	.400	.421	2.8	2.3	11	1	5.0	33-4	14.7	.350	.300	.520	1.8	1.1	18	3	3.6
RUSSELL, Nygal	8-7	24.9	.306	.235	.579	5.6	1.3	9	3	4.6	67-23	18.1	.387	.314	.675	3.1	1.4	41	7	5.6
PATTERSON, Manny	3-0	11.0	.800	.000	.500	2.3	0.3	0	0	3.0	3-0	11.0	.800	.000	.500	2.3	0.3	0	0	3.0
BRANSON, Dylan	8-0	10.4	.700	.667	.750	1.1	1.0	1	1	2.6	8-0	10.4	.700	.667	.750	1.1	1.0	1	1	2.6
JOHNSON, Nate	8-0	9.8	.571	.000	.500	2.6	0.5	0	4	2.3	8-0	9.8	.571	.000	.500	2.6	0.5	0	4	2.3
AGNEW, Darrious	2-0	7.5	.333	.000	.000	1.0	0.0	1	1	1.0	24-5	10.4	.417	.250	.657	2.0	0.4	12	1	4.4

SCORING	fg-fga	fg%	3fg-fga	3fg%	ft-fga	ft%	pts	pts/g	fg-fga	fg%	3fg-fga	3fg%	ft-fga	ft%	pts	pts/g
HARRIS, Chris	41-98	.418	16-43	.372	29-47	.617	127	15.9	50-113	.442	21-50	.420	37-57	.649	158	15.8
REED, JR., Eric	32-60	.533	16-33	.485	7-12	.583	87	10.9	32-60	.533	16-33	.485	7-12	.583	87	10.9
TAYLOR, Nolan	31-53	.585	0-0	.000	21-30	.700	83	10.4	31-53	.585	0-0	.000	21-30	.700	83	10.4
NICHOLAS, DQ	25-64	.391	3-15	.200	21-29	.724	74	9.3	97-246	.394	21-75	.280	86-117	.735	301	7.9
AKENTEN, Nana	23-63	.365	15-41	.366	6-9	.667	67	8.4	23-63	.365	15-41	.366	6-9	.667	67	8.4
LOVE, Jordan	14-38	.368	4-10	.400	8-19	.421	40	5.0	42-120	.350	9-30	.300	26-50	.520	119	3.6
RUSSELL, Nygal	11-36	.306	4-17	.235	11-19	.579	37	4.6	128-331	.387	43-137	.314	79-117	.675	378	5.6
PATTERSON, Manny	4-5	.800	0-0	.000	1-2	.500	9	3.0	4-5	.800	0-0	.000	1-2	.500	9	3.0
BRANSON, Dylan	7-10	.700	4-6	.667	3-4	.750	21	2.6	7-10	.700	4-6	.667	3-4	.750	21	2.6
JOHNSON, Nate	8-14	.571	0-0	.000	2-4	.500	18	2.3	8-14	.571	0-0	.000	2-4	.500	18	2.3
AGNEW, Darrious	1-3	.333	0-0	.000	0-0	.000	2	1.0	40-96	.417	2-8	.250	23-35	.657	105	4.4

TOTALS	o-reb	d-reb	t-reb	pf	fo	ast	to	a/to	o-reb	d-reb	t-reb	pf	fo	ast	to	a/to
HARRIS, Chris	3	15	18	17	1	17	24	0.7	3	21	24	22	1	19	29	0.7
REED, JR., Eric	11	9	20	21	0	4	7	0.6	11	9	20	21	0	4	7	0.6
TAYLOR, Nolan	14	31	45	22	0	10	7	1.4	14	31	45	22	0	10	7	1.4
NICHOLAS, DQ	3	27	30	27	2	27	29	0.9	10	94	104	75	2	77	77	1.0
AKENTEN, Nana	10	36	46	23	2	10	16	0.6	10	36	46	23	2	10	16	0.6
LOVE, Jordan	3	19	22	8	0	18	10	1.8	14	44	58	28	0	35	34	1.0
RUSSELL, Nygal	12	33	45	23	2	10	13	0.8	36	171	207	130	4	96	97	1.0
PATTERSON, Manny	0	7	7	7	0	1	4	0.3	0	7	7	7	0	1	4	0.3
BRANSON, Dylan	2	7	9	13	0	8	10	0.8	2	7	9	13	0	8	10	0.8
JOHNSON, Nate	9	12	21	9	0	4	2	2.0	9	12	21	9	0	4	2	2.0
AGNEW, Darrious	0	2	2	2	0	0	0	0.0	15	33	48	37	1	10	20	0.5

Game
1Southeast Missouri 71
Kansas City 66

November 28, 2020 • Mabee Fieldhouse • Kansas City, Mo.



KANSAS CITY, Mo.

Nygall Russell scored eight points, had a steal and knocked down two huge 3-pointers in the

final 2:32 to give Southeast Missouri a 71-66 win over Kansas City at the Negro Baseball League Museum Tip-Off Classic.

Russell, who finished with 14 points as one of four SEMO players in double figures, hit both of his treys in the last minute to help get Brad Korn his first career win as the Redhawks head coach.

A native of Houston, Texas, Russell buried the first of his two clutch 3-pointers to put the

Redhawks ahead, 68-64, after KC made it a one-point game.

Then, following two free throws by Franck Kamgain which narrowed the Redhawks lead to 68-66 with 33 seconds to go, Russell delivered the final blow with his long range bomb as the shot clock expired giving SEMO a 71-66 advantage.

KC inbounded the ball with two seconds left and Russell intercepted the pass to end his impressive game-changing effort down the stretch.

Chris Harris scored a game-high 18 points to lead four Redhawks in double figures. Nana Akenten (17), Russell and Nolan Taylor (10) were the others.

Game
2Southern Illinois 87
Southeast Missouri 79 OT

December 2, 2020 • Show Me Center • Cape Girardeau, Mo.



CAPE GIRARDEAU, Mo.

Southern Illinois scored 28 points at the free throw

line and sunk nine in overtime to escape with an 87-79 win over Southeast Missouri.

SEMO led, 65-54, with a little over six minutes remaining in regulation when SIU went on a 15-4 run to tie the game at 69-69. Dalton Banks converted a conventional 3-point play and Anthony D'Avanzo made a free throw to knot things up with 20 seconds left.

Chris Harris drove the lane and banked in a layup to regain a 71-69 edge for the Redhawks 12 seconds later.

DQ Nicholas was then called for a foul when contact was made near midcourt on SIU's inbound pass. D'Avanzo headed to the free throw line again, this time making two shots to breing the game to a 71-71 deadlock with four seconds on the clock.

SEMO had one last chance to win it, but Harris' 3-point attempt came off the front of the rim.

The Salukis scored the first seven points of overtime and the Redhawks didn't recover.

Eric Reed, Jr. led SEMO with 17 points, Harris added 15, Nolan Taylor finished with 14 and Jordan Love chipped in 10.

Nygall Russell turned in career-highs in rebounds (11) and minutes played (38).

Official Basketball Box Score - Final
Southeast Mo. St. at Kansas City
11/28/20 Mabee Fieldhouse, Kansas City
2020-21 Men's BasketballGame Time: 4:00 PM
Game Duration: 2:05
Attendance: 175

Officials: Michael Swoboda, Robert Fakler, Chris Pasici

Southeast Mo. St. - 71

Record: 1-0

NO.	Name	Min	FG	3P	FT	Rebounds	Fouls	TP	AS	TO	ST	Blocks	PF	BA	+
31	Nolan Taylor	25:13	2-4	0-0	0-0	1 6 7	3 4	10	0	1	0	1	0	1	-2
3	Eric Reed, Jr.	10:25	0-2	0-1	0-0	0 0 0	4 1	0	0	1	0	0	0	0	4
5	Chris Harris	35:02	5-9	3-6	5-11	1 2 3	1 8	18	4	4	0	0	1	6	
11	DQ Nicholas	19:15	2-3	0-1	4-4	0 1 1	5 4	8	0	4	1	0	0	6	
25	Nygall Russell	32:31	3-5	3-5	5-8	0 7 7	4 4	14	1	1	2	2	0	-4	
21	Nana Akenten	32:27	6-12	4-9	1-2	0 6 6	2 1	17	2	2	3	0	9		
14	Nate Johnson	13:21	0-0	0-0	0-1	1 3 4	2 1	0	2	0	0	1	0	11	
2	Jordan Love	26:34	2-6	0-1	0-3	0 3 3	0 2	4	3	1	4	0	0	3	
33	Dylan Branson	05:12	0-0	0-0	0-0	0 0 0	1 0	0	0	2	1	0	0	-8	
Team						0 0 0	0	0	1						
Totals			20-41	10-23	21-35	3 28 31	22 25	71	12	17	11	5	2	5	

Technical Fouls: NONE

Kansas City - 66

Record: 2-1

NO.	Name	Min	FG	3P	FT	Rebounds	Fouls	TP	AS	TO	ST	Blocks	PF	BA	+
20	Josiah Allick	20:52	3-4	1-2	0-0	1 3 4	4 1	7	0	0	2	1	0	-3	
00	Zion Williams	32:33	5-9	0-1	0-0	1 3 4	4 0	10	5	4	0	0	0	-2	
3	Brandon McKissic	30:16	5-12	1-3	5-8	0 2 2	5 10	16	2	4	2	0	1	-4	
11	Franck Kamgain	33:52	1-7	0-2	6-8	0 3 3	3 4	8	3	2	2	0	1	2	
33	Marvin Nesbitt Jr.	37:56	7-12	1-2	0-3	3 5 8	3 4	15	1	1	1	1	2	-1	
32	Kaimen Lemox	06:26	0-2	0-1	0-0	0 0 0	2 0	0	2	0	0	0	0	-3	
10	Hidde Roessink	16:09	2-4	1-2	3-4	0 3 3	1 3	8	0	3	0	0	1	-5	
21	Sam Martin	07:15	0-0	0-0	0-0	0 2 2	1 0	0	0	1	1	0	0	-10	
4	Jacob Johnson	13:43	1-2	0-0	0-0	0 0 0	2 0	2	0	1	1	0	0	2	
12	Jonathan Bolden	00:58	0-0	0-0	0-0	0 0 0	0 0	0	0	0	0	0	0	-1	
Team						2 4 6	0	0							
Totals			24-52	4-13	14-23	7 25 32	25 22	66	13	17	13	2	5	-5	

Technical Fouls: NONE

SEMOS		Roos		Points from		SEMOS		Roos	
Biggest lead		11 (2nd 17:51)		3 (1st 18:47)		Turnovers		20 16	
Best Scoring Run		8 (2nd 17:51)		7 (2nd 1:19)		Paint		16 40	
Lead Changes		3		7		Second Chance		8 12	
Times Tied		1				Fast Breaks		21 10	
Time with Lead		34:40		04:07		Bench			

Official Basketball Box Score -- Game Totals -- Final Statistics
Southern Illinois vs Southeast Missouri
12-02-20 6:30 p.m. at Show Me Center -- Cape Girardeau, Mo.

Southern Illinois 87 • 1-0

		Total	3-Ptr	Rebounds											
#	Player	FG-FGA	FG-FGA	FT-FTA	Off	Def	Tot	PF	TP	A	TO	Blk	Stl	Min	
01	DOMASK, Marcus	f	6-11	1-3	11-12	1	4	5	1	24	3	6	2	0	44
33	D'AVANZO, Anthony	f	4-7	2-3	3-3	1	3	4	3	13	0	0	3	0	23
05	JONES, Lance	g	3-10	1-4	0-2	1	3	4	1	7	2	1	1	2	25
10	HARVEY, Ben	g	5-11	3-6	9-10	0	7	7	2	22	3	0	1	0	35
24	BROWN, Trent	g	1-5	1-2	1-2	0	4	4	3	4	2	1	0	1	30
03	BANKS, Dalton		5-9	1-2	3-3	0	1	1	4	14	1	1	0	2	39
14	FILEWICH, Kyler		1-2	0-0	0-0	0	1	1	4	2	1	0	0	0	12
22	VERPLANCKEN, Steven		0-2	0-1	1-3	0	2	2	0	1	1	0	0	0	14
25	LONG, Jakolby		0-1	0-0	0-0	0	1	1	0	0	0	0	0	0	3
Team					1	7	8								
Totals			25-58	9-21	28-35	4	33	37	18	87	13	9	7	5	225
FG % 1st Half: 10-27 37.0%		2nd half: 12-25 48.0%	OT: 3-6 50.0%	Game: 25-58 43.1%	Deadball										
3FG % 1st Half: 3-10 30.0%		2nd half: 5-9 55.6%	OT: 1-2 50.0%	Game: 9-21 42.9%	Rebounds										
FT % 1st Half: 6-11 54.5%		2nd half: 13-14 92.9%	OT: 9-10 90.0%	Game: 28-35 80.0%	3										

Southeast Missouri 79 • 1-1

Southeast Missouri 75-71															
		Total	3-Ptr	Rebounds											
#	Player	FG-FGA	FG-FGA	FT-FTA	Off	Def	Tot	PF	TP	A	TO	Blk	Stl	Min	
31	TAYLOR, Nolan	f	6-11	0-0	2-5	2	5	7	3	14	2	0	0	22	
03	REED, JR., Eric	g	6-10	3-5	2-3	4	1	5	3	17	0	0	1	38	
05	HARRIS, Chris	g	6-15	1-6	2-2	1	0	1	5	15	5	2	0	1	22
11	NICHOLAS, DQ	g	2-12	0-1	3-5	0	3	3	3	7	4	2	0	0	32
25	RUSSELL, Nygal	g	0-6	0-1	0-0	4	7	11	5	0	2	2	1	2	38
02	LOVE, Jordan		4-5	1-1	1-4	0	3	3	1	10	3	2	1	1	19
14	JOHNSON, Nate		3-5	0-0	0-0	1	2	3	0	6	1	0	2	0	14
21	AKENTEN, Nana		3-7	1-4	1-2	1	7	8	5	8	1	5	2	1	32
33	BRANSON, Dylan		1-3	0-1	0-0	1	3	4	3	2	3	0	0	0	8
Team					4	1	5								
Totals			31-74	6-19	11-21	18	32	50	28	79	21	13	7	6	225
FG % 1st Half: 13-33 39.4% 2nd half: 15-32 46.9% OT: 3-9 33.3% Game: 31-74 41.9% Deadball Rebounds															
3FG % 1st Half: 1-6 16.7% 2nd half: 4-9 44.4% OT: 1-4 25.0% Game: 6-19 31.6%															
FT % 1st Half: 4-7 57.1% 2nd half: 6-10 60.0% OT: 1-4 25.0% Game: 11-21 52.4% 2															

Officials: John Dillon, Gene Grimshaw, Mike O'Neill
Technical fouls: Southern Illinois-None. Southeast Missouri-None.
Attendance: 740

Score by periods	1st	2nd	OT	Total
Southern Illinois	29	42	16	87
Southeast Missouri	31	40	8	79

	In	Off	2nd	Fast	Bench
Points	Paint	T/O	Chance	Break	
SIU	32	15	2	4	17
SEMO	38	10	17	6	26



Game 3

Lipscomb 77 Southeast Missouri 82

December 7, 2020 • Show Me Center • Cape Girardeau, Mo.



CAPE GIRARDEAU, Mo.

Chris Harris and Eric Reed, Jr. each scored 19 points, and Nolan Taylor added 16 points and

eight rebounds to lead Southeast Missouri to an 82-77 win over Preseason Atlantic Sun Conference favorite Lipscomb.

SEMO led for the final 11:04 of the tight contest after Reed, Jr.'s jumper gave it a 56-55 edge. The Redhawks then didn't lead by more than six points and fought off a Lipscomb team that pulled to within one six times in the last 10 minutes.

Jordan Love drove the lane and scored a big basket to put the Redhawks ahead, 78-72, at the 2:24

mark. SEMO later made four free throws in the final 1:01 to polish off the win.

Reed, Jr. gave SEMO a huge spark off the bench going 8-of-10 from the field and 3-of-4 from 3-point range.

Taylor was a force underneath finishing with 5-of-9 field goals, 6-of-8 free throws, five offensive rebounds and five assists in 28 minutes.

Harris shot 7-of-13 from the field, made three 3-pointers and dished out three assists, while DQ Nicholas contributed 12 points, five assists and three steals.

Head Coach Brad Korn picked up his first career win at the show Me Center.

Game 4

Southeast Missouri 74 Lipscomb 80^{OT}

December 9, 2020 • Allen Arena • Nashville, Tenn.



NASHVILLE, Tenn.

Southeast Missouri put together a ferocious comeback, but came up short in an 80-74 overtime loss to

Lipscomb.

Jake Wolfe scored 26 points and made a 3-pointer at the buzzer to send the game to overtime.

LU was down four with 50 seconds left in regulation and pulled within a point on a Wolfe Layup. Jordan Love was later fouled and split two free throws leaving SEMO ahead, 63-60.

Wolfe then splashed in an off-balanced 3-pointer to send the game to overtime.

The Bisons went a perfect 8-of-8

at the free throw line in overtime to avenge an earlier loss to the Redhawks.

The Redhawks trailed by 15 points (40-25) 3:39 into the second half and used a 20-2 run to erase the deficit.

Nygall Russell scored five points in a quick 42 seconds and made a free throw to tie the game at 44-44 with 8:51 on the clock.

Nolan Taylor's layup gave SEMO its first lead since the first half at 47-46.

Four free throws by DQ Nicholas off a pair of LU technical fouls helped widen SEMO's lead to 55-46 with a little over six minutes remaining.

SEMO led the rest of the way until Wolfe's game-tying three.



Official Basketball Box Score -- Game Totals -- Final Statistics
Lipscomb vs Southeast Missouri
12-07-20 6:30 p.m. at Show Me Center -- Cape Girardeau, Mo.



Lipscomb 77 • 1-4

#	Player	Total		3-Ptr		Rebounds		PF	TP	A	TO	Blk	Stl	Min.
		FG-FGA	FG-FGA	FT-FTA	FT-FTA	Off	Def							
23	ASADULLAH, Ahsan	c	6-8	0-0	4-6	1	6	7	2	16	10	6	2	31
01	JONES, Greg	g	7-13	4-9	0-0	0	1	1	1	18	0	0	0	35
03	FERGUSON, Romeo	g	4-10	0-3	2-2	1	4	5	3	10	3	2	0	30
10	WOLFE, Jake	g	7-10	4-5	4-5	0	2	2	1	22	3	3	0	29
25	MILLER, Miles	g	1-6	1-3	0-0	1	1	2	4	3	5	0	0	22
05	COLEMAN, Kaleb	g	1-2	1-2	0-0	0	0	0	1	3	0	1	0	3
11	JONES, Alex	g	0-0	0-0	0-0	1	0	1	1	0	1	0	0	18
12	CARY, Carson	g	0-0	0-0	0-0	0	0	0	0	0	0	0	0	9
13	HAZEN, Parker	g	2-2	0-0	1-1	0	5	5	3	5	0	1	0	23
Team						0	2	2						
Totals			28-51	10-22	11-14	4	21	25	16	77	22	13	2	200

FG % 1st Half: 14-28 50.0% 2nd half: 14-23 60.9% Game: 28-51 54.9%
3FG % 1st Half: 6-13 46.2% 2nd half: 4-9 44.4% Game: 10-22 45.5%
FT % 1st Half: 3-5 60.0% 2nd half: 8-9 88.9% Game: 11-14 78.6%

Southeast Missouri 82 • 2-1

#	Player	Total		3-Ptr		Rebounds		PF	TP	A	TO	Blk	Stl	Min.
		FG-FGA	FG-FGA	FT-FTA	FT-FTA	Off	Def							
31	TAYLOR, Nolan	r	5-9	0-0	6-8	5	3	8	3	16	5	0	1	28
05	HARRIS, Chris	g	7-13	3-7	2-2	0	0	0	0	19	3	2	0	30
11	NICHOLAS, DQ	g	4-10	1-4	3-4	1	2	3	4	12	5	2	0	29
21	AKENTEN, Nana	g	3-10	3-6	0-0	3	4	7	1	9	0	1	0	29
25	RUSSELL, Nygal	g	1-5	0-3	1-2	1	2	3	0	3	0	1	0	20
02	LOVE, Jordan	g	1-3	0-1	0-0	0	2	2	0	2	4	0	0	21
03	REED, JR., Eric	g	8-10	3-4	0-0	0	2	2	2	19	1	0	0	23
14	JOHNSON, Nate	g	1-1	0-0	0-0	1	3	4	1	2	0	1	0	12
33	BRANSON, Dylan	g	0-1	0-1	0-0	0	0	0	1	0	1	0	0	8
Team						0	2	2						
Totals			30-62	10-26	12-16	11	20	31	12	82	19	7	1	200

FG % 1st Half: 16-32 50.0% 2nd half: 14-30 46.7% Game: 30-62 48.4%
3FG % 1st Half: 5-12 41.7% 2nd half: 5-14 35.7% Game: 10-26 38.5%
FT % 1st Half: 2-2 100.0% 2nd half: 10-14 71.4% Game: 12-16 75.0%

Officials: Greg Rennegarbe, Davis Maxwell, Cedric Coleman
Technical fouls: Lipscomb-None. Southeast Missouri-None.
Attendance: 580

Score by periods	1st	2nd	Total
Lipscomb	37	40	77
Southeast Missouri	39	43	82

Points	In	Off	2nd	Fast	Bench
LU	32	7	1	2	8
SEMO	28	23	12	4	23



Official Basketball Box Score -- Game Totals -- Final Statistics
SEMO vs Lipscomb
12-09-20 7 p.m. at Allen Arena -- Nashville, Tenn.



SEMO 74 • 2-2

#	Player	Total		3-Ptr		Rebounds		PF	TP	A	TO	Blk	Stl	Min.
		FG-FGA	FG-FGA	FT-FTA	FT-FTA	Off	Def							
31	TAYLOR, Nolan	r	3-6	0-0	2-2	1	3	4	1	8	0	2	1	20
05	HARRIS, Chris	g	7-17	4-8	3-8	0	2	2	2	21	0	4	0	35
11	NICHOLAS, DQ	g	5-12	1-3	6-7	1	4	5	2	17	1	6	1	37
21	AKENTEN, Nana	g	1-3	0-2	0-0	1	3	4	2	2	2	2	1	22
25	RUSSELL, Nygal	g	3-4	0-1	3-5	4	4	8	5	9	1	2	0	29
02	LOVE, Jordan	g	2-6	0-1	4-6	1	4	5	2	8	2	1	0	29
03	REED, JR., Eric	g	2-3	1-2	0-0	1	2	3	4	5	0	2	0	30
14	JOHNSON, Nate	g	1-3	0-0	0-0	3	2	5	1	2	1	0	0	10
33	BRANSON, Dylan	g	1-1	0-0	0-0	0	0	0	3	2	1	2	0	13
Team						3	2	5						
Totals			25-55	6-17	18-28	15	26	41	22	74	8	21	3	225

FG % 1st Half: 7-22 31.8% 2nd half: 13-24 54.2% OT: 5-9 55.6% Game: 25-55 45.5%
3FG % 1st Half: 3-8 37.5% 2nd half: 3-7 42.9% OT: 0-2 0.0% Game: 6-17 35.3%
FT % 1st Half: 5-8 62.5% 2nd half: 12-19 63.2% OT: 1-1 100.0% Game: 18-28 64.3%

Lipscomb 80 • 2-4

#	Player	Total		3-Ptr		Rebounds		PF	TP	A	TO	Blk	Stl	Min.
		FG-FGA	FG-FGA	FT-FTA	FT-FTA	Off	Def							
23	ASADULLAH, Ahsan	c	3-5	0-0	1-2	0	5	5	7	2	2	1	0	17
01	JONES, Greg	g	6-13	3-8	2-2	0	0	0	4	17	1	0	0	39
03	FERGUSON, Romeo	g	6-7	0-0	0-2	1	5	6	4	12	1	3	2	39
10	WOLFE, Jake	g	6-11	2-3	12-14	0	2	2	1	26	4	0	0	39
25	MILLER, Miles	g	0-4	0-1	0-0	0	1	1	1	0	1	2	0	15
02	PRUITT, Will	g	0-1	0-0	0-0	0	0	0	0	0	0	0	0	0
04	SHULMAN, Tanner	g	0-0	0-0	0-0	0	0	0	0	0	0	0	0	3
05	COLEMAN, Kaleb	g	0-2	0-1	0-0	0	1	1	0	0	0	0	0	8
11	JONES, Alex	g	2-3	1-2	0-0	0	4	4	1	5	5	1	0	20
12	CARY, Carson	g	3-5	3-5	2-2	0	1	1	1	11	0	1	0	16
13	HAZEN, Parker	g	0-3	0-0	0-0	0	1	1	5	0	0	0	0	12
14	MURR, Tommy	g	0-1	0-0	2-2	0	0	0	2	2	1	0	0	7
Team						2	2	4						
Totals			26-55	9-20	19-24	3	22	25	24	80	15	10	3	225

FG % 1st Half: 13-30 43.3% 2nd half: 9-20 45.0% OT: 4-5 80.0% Game: 26-55 47.3%
3FG % 1st Half: 6-11 54.5% 2nd half: 2-8 25.0% OT: 1-1 100.0% Game: 9-20 45.0%
FT % 1st Half: 0-0 0.0% 2nd half: 11-16 68.8% OT: 8-8 100.0% Game: 19-24 79.2%

Officials: Wil Howard, R.B. Clyburn, John Dillon
Technical fouls: SEMO-None. Lipscomb-JONES, Greg; WOLFE, Jake.
Attendance: 488

Score by periods	1st	2nd	OT	Total
SEMO	22	41	11	74
Lipscomb	32	31	17	80

Points	In	Off	2nd	Fast	Bench
SEMO	32	17	17	0	17
LIP	34	30	2	6	18

Game
5Southeast Missouri 63
Evansville 66 OT

December 15, 2020 • Ford Center • Evansville, Ind.



EVANSVILLE, Ind.

Southeast Missouri lost in overtime for the third time when it fell to Missouri Valley Conference member Evansville, 66-63.

UE trailed, 54-48, with 2:50 left to play when it scored eight of the final 10 points of regulation and tied the game at 56-56. Jawaun Newton made two free throws with 21 seconds left to knot things up.

In overtime, SEMO led, 63-61, after Jordan Love split a pair of free throws with 18 seconds on the clock. On the ensuing possession, Shamar Givance made a layup and was fouled with one second remaining. Givance knocked down

the free throw to complete his 3-point play and send the Purple Aces to victory.

SEMO led by no more than six points in the game.

Nana Akenten, Nate Johnson and Eric Reed, Jr. combined for 18 of the Redhawks 26 points in a low scoring first half.

Reed, Jr. came off the bench to lead SEMO with 16 points on 6-of-11 field goals. Three of his makes came from 3-point range. Akenten followed with 14 points and a game-high 4-of-4 from distance. Nolan Taylor narrowly missed a double-double with 13 points and nine rebounds.

The Redhawks outrebounded UE, 41-32.

Game
6UT Martin 69
Southeast Missouri 67

December 18, 2020 • Show Me Center • Cape Girardeau, Mo.



CAPE

GIRARDEAU, Mo.

Eden Holt made a baseline jumper with one second

left to lift UT Martin to a 69-67 win over Southeast Missouri.

Chris Harris, who had a team and career-high 23 points, tied the game at 67-67 on his trey with eight seconds remaining.

Then, on the final possession, Holt drove to his right and got off his jumper which dropped through the basket to give the Skyhawks their Ohio Valley Conference opening victory.

SEMO, which lost for the first time in a game that didn't go to overtime, led for only 1:39 of the

contest.

In a back-and-forth battle that included four ties and six lead changes, the Redhawks never led by more than two points and were shaken off by the Skyhawks every time they made a run.

Holt's 3-pointer put UTM up, 54-48, with a little over six minutes to go.

A 3-pointer by Eric Reed, Jr. cut the Skyhawks lead in half before Nygal Russell converted a 3-point play to make it a 54-54 game.

With less than a minute to go, Harris made a jumper to pull SEMO within three before knocking down his game-tying shot.

Harris scored double figures for the fifth time in 2020-21.

Official Basketball Box Score - Final
Southeast Mo. St. at Evansville
12/15/20 Ford Center, Evansville
2020-21 Men's BasketballGame Time: 6:00 PM
Game Duration: 2:11

Officials: Gary Maxwell, Antonio Petty, Terry Wymer

Southeast Mo. St. - 63

Record: 2-3

NO.	Name	Min	FG	3P	FT	Rebounds	Fouls	TP	AS	TO	ST	Blocks	+/-	Shooting By Period			
			M-A	M-A	M-A	OR DR TOT	PF PD							1st	2nd	3rd	FT
31	Nolan Taylor	23:16	6-11	0-0	1-3	0 9 9	4 5	13	1	2	0	0	1	7	4	0	0
5	Chris Harris	25:00	1-9	0-3	2-3	0 2 2	4 4	4	0	4	0	0	1	1	1	0	0
11	DQ Nicholas	26:56	1-5	0-2	0-0	0 7 7	5 0	2	4	3	1	0	1	1	1	0	0
21	Nana Akenten	27:59	4-6	4-4	2-2	3 2 5	3 1	14	0	1	0	0	1	3	3	0	0
25	Nygal Russell	27:57	1-3	0-1	0-0	0 6 6	1 0	2	0	2	1	0	0	0	0	0	0
3	Eric Reed, Jr.	38:22	6-11	3-5	1-3	1 3 4	0 0	16	1	2	1	0	0	3	3	0	0
2	Jordan Love	24:19	1-6	0-0	1-2	1 1 2	3 2	3	2	2	1	0	0	1	1	0	0
14	Nate Johnson	14:47	2-3	0-0	2-2	3 0 3	3 1	6	0	0	0	0	0	5	0	0	0
33	Dylan Branson	10:24	1-1	1-1	0-0	0 0 0	1 1	3	1	0	0	0	0	0	0	0	0
Team			2		1	3	3	0	0	0	0	0	0	4	0	0	0
Totals			23-55	8-16	9-15	10 31 41	24 17	63	9	16	4	0	4	3	0	0	0

Technical Fouls: NONE

Dead Ball Rebounds: 1, 0

Evansville - 66

Record: 2-3

NO.	Name	Min	FG	3P	FT	Rebounds	Fouls	TP	AS	TO	ST	Blocks	+/-	Shooting By Period			
			M-A	M-A	M-A	OR DR TOT	PF PD							1st	2nd	3rd	FT
2	Jax Levitch	34:00	0-3	0-3	0-0	1 6 7	1 0	0	1	0	0	0	0	13	0	0	0
10	Evan Kuhlman	20:30	2-7	2-5	0-0	1 2 3	4 0	6	1	1	0	2	0	12	0	0	0
3	Jawaun Newton	40:22	4-11	3-6	4-4	0 4 4	3 9	15	1	1	0	0	0	6	0	0	0
5	Shamar Givance	38:39	7-13	0-1	6-8	0 3 3	3 5	20	5	2	1	0	0	6	0	0	0
30	Noah Frederickking	35:31	4-6	2-4	1-2	0 3 3	0 3	11	0	0	0	0	0	6	0	0	0
31	Iyen Enaruna	25:24	3-6	0-0	3-4	3 3 6	2 5	9	0	1	0	1	0	5	0	0	0
23	Trey Hall	11:42	1-3	1-2	0-0	0 1 1	1 0	3	0	1	2	0	0	12	0	0	0
41	Samari Curtis	11:39	0-2	0-0	2-4	0 3 3	1 2	2	0	1	1	0	0	1	0	0	0
00	Gage Bobe	02:39	0-1	0-1	0-0	0 0 0	0 0	0	0	0	0	0	0	5	0	0	0
11	Thomas Gilgeous-Alexander	04:34	0-2	0-1	0-0	0 1 1	2 0	0	0	0	0	0	0	5	0	0	0
Team			0		1	1	0	0	2	0	0	0	0	0	0	0	0
Totals			21-54	8-23	16-22	5 27 32	17 24	66	8	9	4	4	0	3	0	0	0

Technical Fouls: NONE

Dead Ball Rebounds: 3, 0

	SEMO	EVAN
Biggest lead	6 (1 st 13:33)	5 (1 st 18:19)
Best Scoring Run	8 (2 nd 5:30)	7 (2 nd 7:07)
Lead Changes	8	
Times Tied	6	
Time with Lead	28:18	13:04
Points from Turnovers	13	12
Paint	24	20
Second Chance	12	7
Fast Breaks	8	9
Bench	28	14
Period by Period Scoring		
1st	26	30
2nd	30	7
OT	1	63
TOT	57	66

Official Basketball Box Score -- Game Totals -- Final Statistics
UT Martin vs Southeast Missouri
12-18-20 6:30 p.m. at Show Me Center -- Cape Girardeau, Mo.

UT Martin 69 • 3-0, 1-0 OVC

#	Player	Total	3-Ptr			Rebounds									
		FG-FGA	FG-FGA	FT-FTA	Off	Def	Total	PF	TP	A	TO	Blk	Stl	Min	
12	KENNEDY, Ajani	1-5	0-3	0-0	3	3	6	4	2	2	1	0	0	26	
33	ESKRIDGE, Kenton	4-7	1-2	0-2	0	2	2	1	9	3	2	0	0	26	
00	HOLT, Eden	4-10	2-4	0-0	0	1	1	2	10	5	0	0	2	40	
04	WILLIAMS, Jaron	5-9	3-3	0-0	1	5	6	3	13	0	2	1	0	29	
15	HOLDEN, Cameron	8-14	1-1	7-7	2	8	10	3	24	1	3	0	4	31	
02	THOMAS, Anthony	3-11	0-4	3-6	2	2	4	2	9	1	0	0	0	35	
10	RUSTIN, Eric	0-1	0-0	2-2	0	1	1	2	2	0	1	1	0	13	
	Team				0	3	3								
Totals		25-57	7-17	12-17	8	25	33	17	69	12	9	2	6	200	
FG % 1st Half:		12-27	44.4%	2nd half:	13-30	43.3%	Game:	25-57	43.9%						Deadball
3% 1st Half:		4-10	40.0%	2nd half:	7-12	58.3%	Game:		7-12	58.3%				Rebounds	
FT % 1st Half:		3-4	75.0%	2nd half:	9-13	69.2%	Game:		12-17	70.6%					

FG % 1st Half: 12-27 44.4% 2nd half: 13-30 43.3% Game: 25-57 43.9%
3FG % 1st Half: 4-10 40.0% 2nd half: 3-7 42.9% Game: 7-17 41.2%
FT % 1st Half: 3-4 75.0% 2nd half: 9-13 69.2% Game: 12-17 70.6%

Southeast Missouri 67 • 2-4, 0-1 OVC

		Total	3-Ptr			Rebounds										
#	Player	FG	FGA	FT	FTA	Off	Def	Tot	PF	TP	A	TO	Blk	Stl	Min	
31	TAYLOR, Nolan	1-1	0-0	1-2		1	1	2	3	3	1	1	0	0	18	
05	HARRIS, Chris	7-14	2-5	7-10		0	1	1	2	23	1	3	0	0	32	
11	NICHOLAS, DQ	5-7	1-2	0-0		0	6	6	2	11	4	3	1	2	32	
21	AKENTEN, Nana	2-7	1-5	0-0		0	3	3	2	5	2	1	0	1	30	
25	RUSSELL, Nygal	1-3	0-2	2-4		3	2	5	3	4	6	1	0	1	21	
02	LOVE, Jordan	3-7	3-6	0-0		1	1	2	2	9	2	2	0	1	19	
03	REED, JR., Eric	3-10	2-7	2-2		0	1	1	2	10	1	0	1	0	27	
10	PATTERSON, Manny	0-0	0-0	0-0		0	4	4	0	0	0	0	0	0	5	
14	JOHNSON, Nate	1-2	0-0	0-1		0	2	2	1	2	0	0	1	0	9	
33	BRANSON, Dylan	0-0	0-0	0-0		0	1	1	1	0	0	0	0	0	7	
Team		23-51	9-27			1	4	5								
Totals		23-51	9-27	12-19		6	26	32	18	67	17	11	3	5	200	
FG % 1st Half: 10-24		41.7%	2nd half: 13-27	48.1%	Game: 23-51	45.1%					Deadball					
3FG % 1st Half: 2-10		20.0%	2nd half: 7-17	41.2%	Game: 9-27	33.3%					Rebounds					
FT % 1st Half: 9-13		69.2%	2nd half: 3-6	50.0%	Game: 12-19	63.2%					4					

FG % 1st Half: 10-24 41.7% 2nd half: 13-27 48.1% Game: 23-51 45.1%
3FG % 1st Half: 2-10 20.0% 2nd half: 7-17 41.2% Game: 9-27 33.3%
FT % 1st Half: 9-13 69.2% 2nd half: 3-6 50.0% Game: 12-19 63.2%Officials: Bret Smith, James Hicks, Scott Tierney
Technical fouls: UT Martin-None. Southeast Missouri-None.
Attendance: 748

Score by periods	1st	2nd	Total
UT Martin	31	38	69
Southeast Missouri	31	36	67

Points	In	Off	2nd	Fast	Bench
UTM	26	8	12	2	11
SEMO	20	12	7	8	21



Game 7

Southeast Missouri 66 Indiana State 72

December 22, 2020 • Hulman Center • Terre Haute, Ind.



TERRE HAUTE, Ind.

Indiana State scored 28 points at the free throw line to key a 72-66 win over Southeast Missouri.

One of the top free throw shooting teams in the Missouri Valley Conference, ISU shot 80 percent (28-of-35) from the charity stripe and that was the difference.

For the game, ISU and SEMO combined for 50 fouls and 62 free throw attempts.

The Redhawks never led en route to their first loss of the season that wasn't in overtime or decided by a last second shot.

ISU started the game on a 9-0

run to put SEMO into an early hole just 3:33 in. The Redhawks turned the ball over six times in that stretch.

Eric Reed, Jr. later buried a 3-pointer to get the Redhawks within four (20-16) at the 8:29 mark of the first half, but the Sycamores answered with the next five points extending their lead to 25-19.

SEMO committed 11 turnovers in the first half, which resulted in the Sycamores taking a 32-24 lead at the intermission.

The Redhawks, who trailed, 52-36, with a little over 12 minutes remaining, managed to get to within four (64-60) on a pair of Dylan Branson free throws with 1:40 to go.

Chris Harris led SEMO with 16 points.

Game 8

Southeast Missouri 63 Tennessee Tech 72

December 30, 2020 • Eblen Center • Cookeville, Tenn.



COOKEVILLE, Tenn.

Southeast Missouri matched a season-low in points and had 19 turnovers in a 72-63 road loss to Tennessee Tech.

After Damaria Franklin's layup gave the Golden Eagles a double-digit lead at 15-5, the Redhawks used a 9-0 run to pull within one (15-14) with 11:41 remaining in the first half.

TTU immediately answered with a 9-0 run of its own and later led, 38-23, at halftime.

SEMO cut the Golden Eagles lead to four (56-52) when Eric

Reed, Jr. converted a 3-point play with 6:39 left, but that was as close as the Redhawks would get the rest of the way.

SEMO was within two possessions a total of six times in the final 4:39 of the contest, but couldn't catch the Golden Eagles.

Reed, Jr. led the Redhawks with 14 points and Chris Harris added 11.

SEMO shot 44.4 percent (24-of-54) from the field and 57.1 percent (8-of-14) at the free throw line. The Redhawks also turned the ball over 19 times.

Jr. Clay finished with a game-high 22 points to pace TTU.



Official Basketball Box Score - Final
Southeast Mo. St. at Indiana St.
12/22/20 Hulman Center, Terre Haute, Ind.
2020-21 Men's Basketball

Game Time: 1:00 PM
Game Duration: 2:08
Attendance: 100

Southeast Mo. St. - 66												
Record: 2-5												
No.	Name	Min	FG	3P	FT	Rebounds	Fouls	TP	AS	TO	ST	Blocks
			M/A	M/A	M/A	OR	DR	PF				BS BA +/-
31	Nolan Taylor	18:09	4-6	0-0	3-4	4	2	6	2	3	11	1
5	Chris Harris	35:55	5-12	1-4	5-7	1	5	6	1	6	16	2
11	DQ Nicholas	26:13	3-7	0-1	3-5	0	1	1	4	4	9	1
21	Nana Akenten	19:49	1-5	0-3	2-3	1	3	4	5	3	4	1
25	Nygal Russell	16:05	0-5	0-2	0-0	0	4	4	0	0	0	0
3	Eric Reed, Jr.	24:22	2-5	2-4	0-0	3	0	3	3	0	6	0
14	Nate Johnson	00:49	0-0	0-0	0-0	0	0	0	1	0	0	0
10	Manny Patterson	09:26	2-3	0-0	1-2	0	2	2	3	2	5	0
44	Darrius Agnew	11:33	1-2	0-0	0-0	0	2	2	2	0	2	0
2	Jordan Love	17:22	0-4	0-0	1-2	0	2	0	1	1	1	0
33	Dylan Branson	20:17	3-3	3-3	3-4	1	3	4	2	4	12	1
Team						1	0	1	0	0	0	0
Totals		21:52	6-17	18-27	11	24	35	27	23	66	7	19

Technical Fouls: NONE

Indiana St. - 72												
Record: 3-2												
No.	Name	Min	FG	3P	FT	Rebounds	Fouls	TP	AS	TO	ST	Blocks
			M/A	M/A	M/A	OR	DR	PF				BS BA +/-
1	Tre Williams	34:24	3-5	0-0	5-7	2	6	8	4	8	11	1
3	Jake LaRavia	19:13	3-6	0-0	9-12	1	4	5	4	9	15	0
4	Cooper Neese	22:22	1-5	0-3	7-8	0	1	1	3	5	9	2
10	Julian Larry	24:58	0-3	0-2	0-0	0	1	1	2	0	0	0
11	Tyreek Key	30:29	5-9	1-4	7-7	0	5	5	2	4	18	2
20	Cobie Barnes	19:38	2-4	1-1	0-0	0	5	5	0	0	5	0
14	Tobias Howard	22:19	2-6	1-3	0-0	0	0	0	2	0	5	3
44	Randy Miller Jr.	21:45	4-8	1-4	0-1	1	2	3	1	1	9	1
21	Ndongo Ndaw	04:52	0-0	0-0	0-0	0	0	0	2	0	0	1
Team						1	0	1	0	0	0	0
Totals		20:46	4-17	28-35	6	24	30	23	27	72	10	15

Technical Fouls: NONE

	SEMO	INS	Points from	SEMO	INS	Period by Period Scoring			
Biggest lead	0 (1 st 20:00)	16 (2 nd 12:38)	Turnovers	15	18		1st	2nd	TOT
Best Scoring Run	7(2 nd 6:25)	9(1 st 16:27)	Paint	30	24	SEMO	24	42	66
Lead Changes	0		Second Chance	12	7		INS	32	40
Times Tied	0		Fast Breaks	6	18				
Time with Lead	00:00	39:36	Bench	26	19				



Official Basketball Box Score - Final
Southeast Missouri at Tennessee Tech
12/30/20 Eblen Center, Cookeville, Tenn.
2020-21 Men's Basketball

Game Time: 8:00 PM
Game Duration: 1:52
Attendance: 430

Southeast Missouri - 63												
Record: 2-6 (0-2)												
No.	Name	Min	FG	3P	FT	Rebounds	Fouls	TP	AS	TO	ST	Blocks
			M/A	M/A	M/A	OR	DR	PF				BS BA +/-
31	Nolan Taylor	14:59	4-5	0-0	0-0	0	2	2	3	1	6	0
3	Eric Reed, Jr.	31:12	5-9	2-5	2-4	2	0	2	3	4	14	1
5	Chris Harris	24:42	3-9	2-4	3-4	0	3	3	2	4	11	2
11	DQ Nicholas	31:16	3-8	0-1	2-4	1	3	4	2	4	8	4
21	Nana Akenten	32:31	3-13	2-8	0-0	1	8	9	3	0	2	3
14	Nate Johnson	02:34	0-0	0-0	0-0	0	0	0	0	0	0	0
10	Manny Patterson	19:03	2-2	0-0	0-0	0	1	1	4	2	4	1
25	Nygal Russell	15:47	2-5	1-2	0-0	0	1	1	1	5	0	1
33	Dylan Branson	11:36	1-1	0-0	0-0	0	0	0	0	1	1	2
2	Jordan Love	12:56	1-1	0-0	1-2	0	3	3	0	1	3	1
44	Darrius Agnew	03:24	0-1	0-0	0-0	0	0	0	0	0	0	0
Team						2	3	5	0	0	0	0
Totals		24:54	7-20	8-14	6	24	30	19	18	63	16	19

Technical Fouls: NONE

Tennessee Tech - 72												
Record: 1-9 (1-2)												
No.	Name	Min	FG	3P	FT	Rebounds	Fouls	TP	AS	TO	ST	Blocks
			M/A	M/A	M/A	OR	DR	PF				BS BA +/-
12	Amadou Sylla	25:58	6-9	0-0	1-3	3	4	7	0	3	13	1
12	Kenny White Jr.	15:12	1-4	0-3	0-0	0	3	3	1	0	2	0
23	Austin Harvell	21:25	1-5	1-5	1-2	1	0	1	2	1	4	1
3	Keishawn Davidson	29:15	4-8	0-3	1-2	0	1	1	2	3	9	4
4	Jr. Clay	34:21	5-10	1-4	11-14	0	4	4	2	8	22	4
0	Damaria Franklin	29:45	4-7	1-2	2-4	2	6	8	2	2	11	1
11	Dane Quest	13:27	1-2	1-1	0-0	0	4	4	3	1	3	2
33	Shandon Goldman	14:52	2-4	0-0	0	1	1	3	1	6	0	1
22	Tujautae Williams	09:02	1-2	0-0	0-0	0	1	1	2	0	2	0
10	CJ Gettelfinger	06:33	0-2	0-1	0-0	1	0	1	0	0	3	0
Team						1	3	4	0	0	1	0
Totals		25:52	6-23	16-25	8	27	35	18	19	72	16	17

Technical Fouls: NONE

Technical Fouls: NONE

	SEMO	Tech	Points from	SEMO	Tech	Period by Period Scoring		
Biggest lead	0 (1 st 20:00)	15 (1 st 0:30)	Turnovers	6	19	1st	2nd	TOT
Best Scoring Run	9 (1 st 11:41)	9 (1 st 8:34)	Paint	30	38	SEMO	23	40 63
Lead Changes	0		Second Chance	6	12			
Times Tied	0		Fast Breaks	6	14			
			Bench	14	22			
Time with Lead	00:00	39:48						