

YOUR REDHAWKS

2020 SOUTHEAST MISSOURI SOFTBALL

**GAMES
13-17**



Tournament Schedule

Friday, Mar. 6 - vs. Mississippi Valley St., 10 a.m., CT
Friday, Mar. 6 - vs. Bryant, 12:30 p.m., CT
Saturday, Mar. 7 - at #22 Mississippi State, 12:30 p.m., CT
Saturday, Mar. 7 - vs. TBA, 3/5:30 p.m., CT
Sunday, Mar. 8 - vs. TBA, 11 a.m./1:30 p.m., CT

MISSISSIPPI STATE BULLDOG SLAMBOREE

Dates..... Friday-Sunday, March 6-8, 2020
Location..... Starkville, Miss.
Facility..... Nusz Park
Surface..... Natural Grass
Participants..... Southeast Missouri (9-3);
Mississippi Valley State (3-11); Bryant (1-7);
#22 Mississippi State (19-3)
Series Records..... vs. Mississippi Valley State (2-0)
vs. Bryant (First Meeting)
vs. Mississippi State (1-5)

Gameday Coverage

Video..... SECNetwork+ (vs. Mississippi State)
Live Stats..... HailState.com

Strategic Communications

Jeff Honza
Assistant Director of Athletics
Phone: (573) 651-2933
Email: redhawk1@me.com

GOSOUTHEAST.COM

#LETSSOAR

2020 SCHEDULE/RESULTS

February (9-1)

14	vs. Kennesaw State !	L, 4-6
14	vs. Purdue Fort Wayne !	W, 16-15 (9)
15	vs. Southern Mississippi !	W, 7-0
15	at Troy !	W, 13-3
16	vs. Kennesaw State !	Cancelled
21	vs. South Carolina State @	W, 16-3 (5)
21	at Alabama State @	W, 12-3 (6)
22	vs. Howard @	W, 3-0
22	vs. Grambling State @	W, 4-1
23	vs. South Carolina State @	W, 2-0
29	Kansas City	W, 3-0

March (0-2, 0-0 OVC)

1	Kansas City	L, 12-13
1	Kansas City	L, 1-2
6	vs. Mississippi Valley State #	10 a.m.
6	vs. Bryant #	12:30 p.m.
7	at Mississippi State #	12:30 p.m.
7	TBA #	3/5:30 p.m.
8	TBA #	11 a.m./1:30 p.m.
11	Saint Louis	5 p.m.
13	vs. Iowa &	8 a.m.
13	at South Florida &	1 p.m.
14	vs. Ohio &	8 a.m.
14	vs. TBA &	1/3 p.m.
15	vs. TBA &	8/10:30 a.m.
21	at Eastern Illinois* (DH)	2 p.m.
24	at Southern Illinois	3 p.m.
28	at Morehead State* (DH)	Noon
29	at Eastern Kentucky* (DH)	Noon

April (0-0, 0-0 OVC)

4	Tennessee State* (DH) ESPN+	1 p.m.
5	Belmont* (DH) ESPN+	1 p.m.
7	at Missouri State	4 p.m.
10	SIU Edwardsville* (DH)	1 p.m.
15	UT Martin* (DH) ESPN+	4 p.m.
18	at Austin Peay* (DH)	1 p.m.
19	at Murray State* (DH)	1 p.m.
22	Missouri (DH) ESPN+	3 p.m.
25	Tennessee Tech* (DH) ESPN+	1 p.m.
26	Jacksonville State* (DH) ESPN+	1 p.m.
29	at Saint Louis	5 p.m.

May (0-0)

3	vs. USA National Team (Exhibition) \$	2 p.m.
6-9	OVC Tournament	Oxford, Ala.

! - Troy University Tournament (Troy, Ala.); @ - Alabama State Tournament (Montgomery, Ala.); # - Bulldog Slamboree (Starkville, Miss.); & - South Florida Tournament (Tampa, Fla.)
\$ - Game played at CarShield Park (O'Fallon, Mo.)
• - Denotes Ohio Valley Conference Game
Home Games in **Bold** All Times Central and Subject to Change

Redhawks Head to Bulldog Slamboree

Southeast Missouri (9-3) heads to the Mississippi State Bulldog Slamboree for five games this weekend. The four-team tournament, which also includes #22 Mississippi State (19-3), Mississippi Valley State (3-11) and Bryant University (1-7), will be played in Starkville, Mississippi.

Follow the Redhawks

Live stats for all games of this weekend's Bulldog Slamboree will be available online at HailState.com. Video for Southeast Missouri's game against #22 Mississippi State (Mar. 7) can be accessed at SECNetwork+. Twitter updates provided @SEMOsoftball.

Series History

Southeast Missouri is a combined 3-5 against teams participating in this weekend's Bulldog Slamboree. The Redhawks are 2-0 against Mississippi Valley State and 1-5 against Mississippi State. SEMO and Bryant University meet for the first time in 2020.

First Month in the Books

The Redhawks finished their first month of the 2020 campaign with a 9-1 record. Southeast Missouri dropped its season-opener to Kennesaw State, but heated up to win each of its last nine games in February.

Against Ranked Opponents

Southeast Missouri faces its first ranked opponent this season when it squares off against tournament host and #22 Mississippi State Saturday. The Redhawks are 1-17 all-time against ranked teams

since joining the NCAA Division I ranks in 1992. SEMO's only win in that span was under head coach Mark Redburn when the Redhawks upended SEC foe and then-#12 Arkansas, 6-1, in Fayetteville on Feb. 22, 2019.

Redhawks Drop Home Series to Kansas City

The Redhawks suffered back-to-back one-run losses and, as a result, dropped their three-game home-opening series to Kansas City on Feb. 29-Mar. 1. Southeast Missouri won game one, 3-0, before falling to the Roos by scores of 13-12 and 2-1. The Feb. 29 date was the earliest SEMO played a home-opener in its program history.

Team 44

The 2020 campaign is the 44th season of the Southeast Missouri softball program. This year also marks the 29th season at the NCAA Division I level. SEMO's softball program has an all-time record of 1,117-921-3. The Redhawks are 757-698-2 all-time since moving to the NCAA Division I ranks in 1992.

Another SWAC Opponent

Southeast Missouri opens the Bulldog Slamboree against Mississippi Valley State, its third Southwestern Athletic Conference opponent this season. SEMO is 2-0 against SWAC teams after posting a 12-3 win over Alabama State

THIS IS SEMO

Southeast Missouri or **SEMO** is the preferred reference for Southeast Missouri State University athletic teams. Southeastern Missouri State is not an acceptable reference.





2020 SOUTHEAST MISSOURI SOFTBALL NOTES / BULLDOG SLAMBOREE

(Feb. 21) and a 4-1 victory over Grambling State (Feb. 22) this year.

Tournament Play

The Redhawks are 8-1 in tournament play so far this season. This weekend's Bulldog Slamboree is Southeast Missouri's third tournament. SEMO went 3-1 at the Troy University Tournament (Feb. 14-16) and 5-0 at the Alabama State Stinger Classic (Feb. 21-23).

Bombs Away

Ashley Ellis has homered seven times in 12 starts this season. Ellis hit a home run in four-straight contests from Feb. 14-21. She leads the Ohio Valley Conference in that category. Ellis also ranks second in the nation in home runs per game (0.58). She hit a Southeast Missouri single-season record 17 home runs in 2019.

Rook is Rolling

Rachel Rook did not allow a run in her first 24 innings of the season. Rook was scored on for the first time when Kansas City's Chyanne Onstad hit a home run in the top of the fourth inning on Mar. 1. Rook is 3-1 with a 0.50 ERA and has given up only two earned runs (both on home runs) through her first 28 innings. She also tossed a pair of complete game shutouts and recorded 32 strikeouts to just six walks. Rook leads the Ohio Valley Conference in ERA and opposing batting average (.129).

200 In Sight

Rachel Rook needs 15 more strikeouts to reach 200 in her Southeast Missouri career. Rook has 185 strikeouts and averaged 7.84 per seven innings in her career. She is presently SEMO's all-time career leader in strikeouts/7 innings and opponent batting average (.201).

Tough Out

Center fielder Rachel Anderson is tied for first in the nation among players toughest to strikeout. Anderson has not struck out in 35 at-bats this season. She is one of just seven NCAA Division I players in the country who haven't struck out in a minimum of 35 at-bats. The others are Sara Silveyra (San Diego, 62 AB), Jada Cody (Central Florida, 52 AB), Natalie Joyner (Northern Colorado, 52 AB),

Bailey Winscott (Virginia, 41 AB), Trina Hoang (Harvard, 35 AB) and Brook Mitchell (Army West Point, 35 AB).

Four to Go

Mark Redburn is four wins away from reaching 150 at Southeast Missouri. Redburn is 146-128 (.533) in six years at the helm. For his career, Redburn is 360-377 in 16 years as a head coach.

Triple Time

Southeast Missouri has 11 triples through 12 games this season. SEMO leads the Ohio Valley Conference in triples and ranks second in the nation with 0.92 triples per game. Eight different players have tripled for the Redhawks this year, including Rachel Anderson (3), Madison Harris (2), Austine Pauley (1), Kaylee Anderson (1), Addison Barnouski (1), Ashley Emert (1), Claudia Gallo (1) and Keira Hance (1). SIU Edwardsville is the next closest OVC team to SEMO with seven triples.

10 or More Wins

One more win will give Southeast Missouri its 10th of the season. When that happens, it will become the sixth Ohio Valley Conference school to get 10 or more wins. Eastern Kentucky (17-2), UT Martin (12-9), Murray State (11-6), SIU Edwardsville (10-3) and Jacksonville State (10-7) are the others.

Ellis Second in Career Home Runs

Ashley Ellis ranks second on Southeast Missouri's all-time career home run list. Ellis, who has 33 career home runs, surpassed Megan McDonald (31, 2005-08) for the number two spot. Michelle Summers (2005-08) holds the all-time record with 48 home runs.

Anderson Closing in on Career RBI Record

Rachel Anderson is second on the team with 12 RBI this season. Anderson currently has 127 RBI in her career. She needs six to break Southeast Missouri's all-time career record in that category. Renee Kertz (2009-12) and Michelle Summers (2005-08) hold the record with 132.

2020 OVC STANDINGS (AS OF MAR. 5)

School	Conference				Overall			
	W	L	I	Pct.	W	L	I	Pct.
Eastern Kentucky	0	0	0	.000	17	2	0	.895
SIU Edwardsville	0	0	0	.000	10	3	0	.769
Southeast Missouri	0	0	0	.000	9	3	0	.750
Murray State	0	0	0	.000	11	6	0	.647
Jacksonville State	0	0	0	.000	10	7	0	.588
Tennessee Tech	0	0	0	.000	9	7	0	.563
UT Martin	0	0	0	.000	12	10	0	.545
Eastern Illinois	0	0	0	.000	9	8	0	.529
Tennessee State	0	0	0	.000	7	9	0	.438
Morehead State	0	0	0	.000	6	8	0	.429
Austin Peay	0	0	0	.000	5	9	0	.357
Belmont	0	0	0	.000	2	11	0	.154

THIS WEEKEND'S SCHEDULE

Friday, March 6

SIU Edwardsville vs. Indiana, 10 a.m., CT

Southeast Missouri vs. Mississippi Valley State, 10 a.m., CT

Murray State vs. Missouri State, Noon, CT

Southeast Missouri vs. Bryant, 12:30 p.m., CT

Illinois-Chicago vs. Eastern Kentucky, 1:30 p.m., CT

SIU Edwardsville vs. Boise State, 3 p.m., CT

Bradley vs. Austin Peay, 3:30 p.m., CT

Jacksonville State vs. Southern Miss, 4 p.m., CT

Belmont vs. Youngstown State, 4:30 p.m., CT

Murray State vs. Oklahoma State, 5 p.m., CT

UMass Lowell vs. Austin Peay, 6 p.m., CT

Belmont vs. Indiana State, 6:30 p.m., CT

Saturday, March 7

Southeast Missouri vs. TBA, TBA

Jacksonville State vs. Southern Miss, 11 a.m., CT

Murray State vs. Missouri State, Noon, CT

Eastern Illinois vs. Green Bay, Noon, CT

Akron vs. Eastern Kentucky, 12:30 p.m., CT

Southeast Missouri at Mississippi State, 12:30 p.m., CT

Tennessee Tech vs. Lipscomb, 1 p.m., CT

UMass Lowell vs. Austin Peay, 1 p.m., CT

Jacksonville State vs. Southern Miss, 1 p.m., CT

Murray State vs. Oklahoma, 2:30 p.m., CT

Eastern Illinois vs. Miami (Ohio), 2:30 p.m., CT

Tennessee Tech vs. Lipscomb, 3 p.m., CT

Bradley vs. Austin Peay, 3:30 p.m., CT

SIU Edwardsville vs. Arizona, 4:30 p.m., CT

Belmont vs. Western Carolina, 4:30 p.m., CT

SIU Edwardsville vs. South Dakota, 8 p.m., CT

Sunday, March 8

Southeast Missouri vs. TBA, TBA

SIU Edwardsville vs. Boise State, 10 a.m., CT

Murray State vs. Mercer, 10 a.m., CT

Eastern Illinois vs. Green Bay, 10 a.m., CT

Belmont vs. Butler, 11:15 a.m., CT

Purdue Fort Wayne vs. Austin Peay, 1 p.m., CT

Dayton vs. Eastern Kentucky, 1:30 p.m., CT

Tennessee Tech vs. Lipscomb, 2 p.m., CT

Eastern Illinois vs. Miami (Ohio), 3 p.m., CT

Belmont vs. Memphis, 3:30 p.m., CT



2020 SOUTHEAST MISSOURI SOFTBALL NOTES / BULLDOG SLAMBOREE

Top-10 in the Nation

As a team, Southeast Missouri ranks among the top 10 nationally in triples per game (2nd, 0.92), scoring (6th, 7.75 rpg), on-base percentage (7th, .439), stolen bases per game (7th, 2.5) and slugging percentage (10th, .573). Individually, Rachel Anderson is sixth in batting average (.543), fourth in triples per game (0.25) and tied for first in toughest to strikeout. Ashley Ellis ranks second in home runs per game (0.58), fifth in RBI per game (1.42) and sixth in slugging percentage (1.029). Rachel Rook is seventh in ERA (0.50).

OVC Leader

Southeast Missouri leads the Ohio Valley Conference in batting average (.335), slugging percentage (.574), on-base percentage (.441), triples (11) and fewest hits allowed (66). Rachel Anderson leads the conference in batting average (.543), on-base percentage (.591) and triples (3). Ashley Ellis tops the league in slugging percentage (1.029) and home runs (7). Rachel Rook is first in the OVC in ERA (0.50) and opposing batting average (.129).

Starting Streaks

Two Redhawks have starting streaks over 100 games. Rachel Anderson, who never missed a start in her career, has started 179 consecutive games. Ashley Ellis has started 159 straight contests.

Rook Claims OVC Pitcher of the Week

Junior Rachel Rook was named Ohio Valley Conference Pitcher of the Week on Feb. 24. Rook, who hails from Republic, Missouri, won the second OVC Pitcher of the Week honor in her career. She went 2-0 with a 0.00 ERA in three appearances and two starts at the Alabama State Stinger Classic, her first action of the season. Rook tossed a complete game shutout with a career-high 13 strikeouts against South Carolina State (Feb. 23). She allowed only one walk and three hits in 14 scoreless innings. For the week, Rook recorded 23 strikeouts. UT Martin infielder Aalia Bivens was the week's OVC Player of the Week honoree.

Four Shutouts

Southeast Missouri has shut out four opponents this season. The Redhawks beat Southern Mississippi, 7-0, on Feb. 15, Howard, 3-0, on Feb. 22, South Carolina State, 2-0, on Feb. 23 and Kansas City, 3-0, on Feb. 29. Three of those shutouts have come in SEMO's last six games.

Ellis Named OVC Co-Player of the Week

Senior first baseman Ashley Ellis was named Ohio Valley Conference Co-Player of the Week on Feb. 17. A native of Arnold, Missouri, Ellis hit four home runs in four games during a big opening weekend at the Troy University Tournament. All but two of her hits came on the long ball. She hit .375 (6-for-16) with six runs scored, a double and 10 RBI to lead the Redhawks to a 3-1 record. Ellis homered twice against Purdue Fort Wayne (Feb. 14) and hit a home run in three-straight contests. She also boasted a 1.188 slugging percentage. Jacksonville State third baseman Karsen Mosley (Co-Player of the Week) and Eastern Kentucky's Mollie Paulick (Pitcher of the Week) rounded out the honorees.

OVC Preseason Favorite

Reigning Ohio Valley Conference regular-season and tournament champion Southeast Missouri was picked to win the league in 2020. SEMO earned 16 first-place votes and a total of 236 points in this year's Preseason Poll selected by OVC Head Coaches and Sports Information Directors. Jacksonville State, which picked up six first-place votes, is second with 221 points while Eastern Kentucky earned the two remaining first-place nods and 195 points. Murray State followed in fourth place with 171 points and Austin Peay rounded out the top-five with 168 points. Belmont (138), SIUE (123), Tennessee Tech (95), UT Martin (92), Eastern Illinois (76), Tennessee State (43) and Morehead State (26) completed the poll.

Senior Power

The Redhawks have eight seniors on this year's roster, including center fielder Rachel Anderson, first baseman Ashley Ellis, catcher Rachael Donald, outfielders Madison Harris and Claudia Gallo, third baseman Addison

Barnouski, pitcher Alexis Estes and infielder Austine Pauley.

Holman Tosses Shutout

Freshman Paytience Holman picked up her first career win when she tossed a complete game four-hit shutout against Southern Mississippi (Feb. 15). Holman, who is 1-1 this season, recorded 10 strikeouts and walked just two in seven innings.

Redhawk Debuts

Five players, including Austine Pauley, Kimmy Wallen, Keira Hance, Paytience Holman and Karsyn Davis made their NCAA Division I softball debuts with Southeast Missouri this season. Pauley is the Redhawks third-leading hitter with a .423 average.

Redburn in Sixth Year

Mark Redburn is in his sixth year as head coach at Southeast Missouri. Redburn, the 2019 Ohio Valley Conference Coach of the Year, led the Redhawks to their first OVC regular-season and tournament titles, and NCAA Tournament appearance in 20 years. Last year's team won a program record 46 games. Redburn has guided SEMO to a combined 111 wins since the 2017 season.

Anderson Ranked 54th Among Softball America's Top 100 Players

Southeast Missouri star center fielder Rachel Anderson was ranked 54th among Softball America's Top 100 players for the 2020 season. A native of Edwardsville, Illinois, Anderson is the only Ohio Valley Conference player on the nation's elite list. She is a three-time First-Team All-OVC pick and became SEMO's first All-American during the program's NCAA Division I era. Anderson was named the league's Player of the Year in 2019 and garnered OVC Freshman of the Year honors during her rookie season in 2017. Anderson has started all 176 games of her college career in center field.



2020 ROSTER

Numerical

No.	Name	Pos.	Ht.	B/T	Cl.	Hometown (High School/College)
2	Rachel Anderson	OF	5-3	L/R	Sr.	Edwardsville, Ill. (Edwardsville)
3	Kimmy Wallen	OF	5-7	L/R	Fr.	Park Hills, Mo. (Central)
4	Claudia Gallo	OF	5-6	R/R	Sr.	Arnold, Mo. (Fox)
5	Alexis Estes	P	5-9	R/R	Sr.	Lane, Ill. (Clinton/Lincoln Land CC)
6	Marisa Davis	P	5-4	L/L	So.	Kansas City, Mo. (Lee's Summit North)
7	Karsyn Davis	C	5-11	R/R	Fr.	Harrisburg, Ill. (Harrisburg)
8	Abby Rollet	OF	5-7	L/R	Jr.	Perryville, Mo. (Notre Dame/Jefferson College)
9	Rachel Rook	P	5-11	R/R	Jr.	Republic, Mo. (Republic)
10	Ashley Emert	C/INF	5-10	R/R	Jr.	East Peoria, Ill. (East Peoria/Illinois State)
11	Danina Marton	OF	5-10	R/R	Jr.	Northridge, Calif. (Grover Cleveland)
12	Addison Barnouski	INF	5-9	R/R	Sr.	O'Fallon, Ill. (O'Fallon Township)
14	Kaylee Anderson	INF/P	5-7	R/R	Jr.	Warrenton, Mo. (Warrenton)
15	Austine Pauley	INF/OF	5-6	R/R	Sr.	St. Charles, Mo. (Francis Howell North/Lindenwood)
16	Carlie Sanders	INF	5-6	R/R	So.	De Soto, Mo. (Hillsboro/Boston College)
18	Keira Hance	INF	5-11	R/R	Fr.	Marion, Ill. (Marion)
19	Paytience Holman	P	5-8	R/R	Fr.	Mexico, Mo. (Mexico)
20	Leaha Wininger	INF	5-7	R/R	So.	Johnston City, Ill. (Johnston City)
21	Chelsy Pena	C	5-6	R/R	So.	Columbia, Ill. (Columbia)
22	Madison Harris	OF	5-6	R/R	Sr.	Imperial, Mo. (Windsor)
24	Rachael Donald	C	5-8	R/R	Sr.	Dupo, Ill. (Dupo)
26	Ashley Ellis	INF	5-8	R/R	Sr.	Arnold, Mo. (Fox)
27	Anna Griffin	INF	6-1	R/R	So.	Bentonville, Ark. (Bentonville West)

Alphabetical

No.	Name	Pos.	Ht.	B/T	Cl.	Hometown (High School/College)
14	Kaylee Anderson	INF/P	5-7	R/R	Jr.	Warrenton, Mo. (Warrenton)
2	Rachel Anderson	OF	5-3	L/R	Sr.	Edwardsville, Ill. (Edwardsville)
12	Addison Barnouski	INF	5-9	R/R	Sr.	O'Fallon, Ill. (O'Fallon Township)
7	Karsyn Davis	C	5-11	R/R	Fr.	Harrisburg, Ill. (Harrisburg)
6	Marisa Davis	P	5-4	L/L	So.	Kansas City, Mo. (Lee's Summit North)
24	Rachael Donald	C	5-8	R/R	Sr.	Dupo, Ill. (Dupo)
26	Ashley Ellis	INF	5-8	R/R	Sr.	Arnold, Mo. (Fox)
10	Ashley Emert	C/INF	5-10	R/R	Jr.	East Peoria, Ill. (East Peoria/Illinois State)
5	Alexis Estes	P	5-9	R/R	Sr.	Lane, Ill. (Clinton/Lincoln Land CC)
4	Claudia Gallo	OF	5-6	R/R	Sr.	Arnold, Mo. (Fox)
27	Anna Griffin	INF	6-1	R/R	So.	Bentonville, Ark. (Bentonville West)
18	Keira Hance	INF	5-11	R/R	Fr.	Marion, Ill. (Marion)
22	Madison Harris	OF	5-6	R/R	Sr.	Imperial, Mo. (Windsor)
19	Paytience Holman	P	5-8	R/R	Fr.	Mexico, Mo. (Mexico)
11	Danina Marton	OF	5-10	R/R	Jr.	Northridge, Calif. (Grover Cleveland)
15	Austine Pauley	INF/OF	5-6	R/R	Sr.	St. Charles, Mo. (Francis Howell North/Lindenwood)
21	Chelsy Pena	C	5-6	R/R	So.	Columbia, Ill. (Columbia)
8	Abby Rollet	OF	5-7	L/R	Jr.	Perryville, Mo. (Notre Dame/Jefferson College)
9	Rachel Rook	P	5-11	R/R	Jr.	Republic, Mo. (Republic)
16	Carlie Sanders	INF	5-6	R/R	So.	De Soto, Mo. (Hillsboro/Boston College)
3	Kimmy Wallen	OF	5-7	L/R	Fr.	Park Hills, Mo. (Central)
20	Leaha Wininger	INF	5-7	R/R	So.	Johnston City, Ill. (Johnston City)

Head Coach: Mark Redburn (Sixth Year/Missouri-St. Louis, 1993)

Assistant Coaches: Kristen Jones (Fifth Year/Augusta State, 2012);
Matthew Guemmer (First Year/Missouri, 2013)

Roster Breakdown

Total Squad Members.....	22
Seniors	8
Juniors	5
Sophomores.....	5
Freshmen.....	4

Pronunciation Guide

Addison Barnouski	bar-NOW-ski
-------------------------	-------------

Geographical Breakdown

Arkansas.....	1
Anna Griffin	
California.....	1
Danina Marton	
Illinois.....	9
Rachel Anderson, Addison Barnouski, Karsyn Davis, Rachael Donald, Ashley Emert, Alexis Estes, Keira Hance, Chelsy Pena, Leaha Wininger	
Missouri	11
Kaylee Anderson, Marisa Davis, Ashley Ellis, Claudia Gallo, Madison Harris, Paytience Holman, Austine Pauley, Abby Rollet, Rachel Rook, Carlie Sanders, Kimmy Wallen	

HONORS/AWARDS

OVC Player of the Week

Ashley Ellis, 1B, Feb. 17

OVC Pitcher of the Week

Rachel Rook, Feb. 24




2020 RADIO/TV ROSTER



2

Rachel Anderson
OF / 5-3 / L-R / Sr.
Edwardsville, Ill.



3

Kimmy Wallen
OF / 5-7 / L-R / Fr.
Park Hills, Mo.



4

Claudia Gallo
OF / 5-6 / R-R / Sr.
Arnold, Mo.



5

Alexis Estes
P / 5-9 / R-R / Sr.
Lane, Ill.




6

Marisa Davis
P / 5-4 / L-L / So.
Kansas City, Mo.



7

Karsyn Davis
C / 5-11 / R-R / Fr.
Harrisburg, Ill.



8

Abby Rollet
OF / 5-7 / L-R / Jr.
Perryville, Mo.



9

Rachel Rook
P / 5-11 / R-R / Jr.
Republic, Mo.



10

Ashley Emert
C/INF / 5-10 / R-R / Jr.
East Peoria, Ill.



11

Danina Marton
OF / 5-10 / R-R / Jr.
Northridge, Calif.



12

Addison Barnouski
INF / 5-9 / R-R / Sr.
O'Fallon, Ill.



14

Kaylee Anderson
INF/P / 5-7 / R-R / Jr.
Warrenton, Mo.



15

Austine Pauley
INF/OF / 5-6 / R-R / Sr.
St. Charles, Mo.



16

Carlie Sanders
INF / 5-6 / R-R / So.
De Soto, Mo.



18

Keira Hance
INF / 5-11 / R-R / Fr.
Marion, Ill.




19

Paytience Holman
P / 5-8 / R-R / Fr.
Mexico, Mo.



20

Leaha Winingar
INF / 5-7 / R-R / So.
Johnston City, Ill.



21

Chelsy Pena
C / 5-6 / R-R / So.
Columbia, Ill.



22

Madison Harris
OF / 5-6 / R-R / Sr.
Imperial, Mo.



24

Rachael Donald
C / 5-8 / R-R / Sr.
Duplo, Ill.



26

Ashley Ellis
INF / 5-8 / R-R / Sr.
Arnold, Mo.



27

Anna Griffin
INF / 6-1 / R-R / So.
Bentonville, Ark.



Mark Redburn
Head Coach
Sixth Year



Kristen Jones
Assistant Coach
Fifth Year



Matthew Guemmer
Assistant Coach
First Year



HEAD COACH MARK REDBURN



- Head Coach
- Sixth Year
- Missouri-St. Louis, 1993

MARK REDBURN

Mark Redburn enters his sixth year after guiding Southeast Missouri to its first Ohio Valley Conference regular-season championship, OVC Tournament title and NCAA Regional appearance in 20 years.

What a year it was for SEMO in 2019 as the Redhawks set an all-time program record with 46 wins, the only 40-win season in the school's NCAA Division I era. The Redhawks went 46-18 overall and 17-5 in the OVC before going 1-2 at the NCAA Regional in Oxford, Mississippi.

TEAM 43 (43rd year of SEMO softball) had so much to celebrate over the course of its magical 2019 campaign.

Redburn and his staff were honored as the National Fastpitch Coaches Association (NFCA) Mideast Region Coaching Staff of the Year. For Redburn himself, he was voted OVC Coach of the Year for the first time in his career.

Four players earned All-OVC honors, three claimed NFCA All-Region accolades and one garnered NFCA All-America distinction. Outfielder Rachel Anderson became SEMO's first All-American in 28 years and the program's first All-American in the NCAA Division I tenure. TEAM 43 was also

recognized by the NFCA for achieving the fourth highest grade point average among all NCAA Division I schools. SEMO recorded a team GPA of 3.678 with 17 players securing NFCA All-America Scholar-Athlete honors.

Redburn certainly has the Redhawks trending in the right direction as his teams averaged nearly 40 wins (39.5) in the last two seasons alone. SEMO put together a 79-38 (.678) record and went 32-12 (.727) in conference play over that span.

Statistically, SEMO's 2019 team broke a total of 17 single-season records in slugging percentage (.510), on-base percentage (.382), game played (64), runs (363), hits (501), home runs (74), RBI (318), total bases (850), walks (180), stolen bases (89), stolen base attempts (117), wins (46), saves (11), batters struck out (331), batters struck out looking (90), innings pitched (414) and putouts (1242).

In 18 years as an NCAA Division I head coach, Division I assistant coach and National Junior College Athletic Association (NJCAA) head coach, Redburn has made 13 postseason appearances which include one NCAA Women's College World Series, two NCAA Super-Regionals, four NCAA

Regionals and two NJCAA National Tournaments.

In 2018, the Redhawks finished at 33-20 overall and fourth in the OVC with a 15-7 mark. SEMO locked down its first winning campaign in seven years.

The Redhawks heated up to win 11 of their final 14 regular-season games and advanced to the eight-team OVC Tournament.

SEMO's 2018 club finished with a 74 RPI among the nation's 296 NCAA Division I softball teams, quite a jump from its 173 ranking in 2017. The Redhawks collected eight doubleheader sweeps along the way.

Defensively, SEMO improved tremendously. After ranking eighth in the OVC in fielding percentage a year ago, the Redhawks were the league's second-best fielding team in 2018. SEMO had 43 errors and committed 16 less than it did in 2017. The Redhawks went error free in 25 games equating to 47 percent of their entire season.

The year before that, SEMO finished the 2017 campaign among the school's top single-season leaders in slugging percentage (6th, .427), on-base percentage (5th, .356), triples (4th, 21), home runs (9th, 31), total bases (9th, 567), stolen bases (2nd, 65), stolen base attempts (1st, 88), opponent batting average (7th, .282), strikeouts/7 innings (7th, 4.17), strikeouts (10th, 194), strikeouts looking (3rd, 61) fewest doubles allowed (8th, 49), fielding percentage (8th, .960), fewest errors (7th, 59) and fewest stolen bases against (3rd, 38).

Redburn picked up his 200th

career victory when SEMO beat Austin Peay, 7-4, on Apr. 30, 2016. His 2016 club ranked among the school's top-10 teams in doubles (6th, 69), stolen bases (3rd, 58), walks (8th, 138), home runs (6th, 35) and slugging percentage (6th, .412).

In his first season, Redburn led the Redhawks to an overall record of 19-27 and 12-12 in OVC play during 2015. His 19 victories came after SEMO won no more than 15 games in each of the previous two seasons. Redburn's first club at Southeast also had 12 OVC wins, a +9 increase from the 2014 campaign. In addition, the Redhawks made the OVC Tournament, snapping a streak of three years where they missed the event.

Not only did Redburn earn his 100th career NCAA Division I win in his inaugural season with the Redhawks, but he coached three All-OVC selections and one NFCA All-Region honoree.

Statistically, SEMO finished among the top-five OVC teams in batting average (3rd), slugging percentage (5th), on-base percentage (5th) and hits (5th). The 2015 Redhawks also broke two single-season records with Kayla Fortner establishing new marks in home runs and walks. SEMO tied the OVC single-game mark and set a single-game school record with six home runs, as well. Academically, the Redhawks accumulated a 3.35 grade point average during the 2014-15 academic year as a total of nine players earned NFCA All-America Scholar-Athlete status for achieving a 3.5 or higher GPA.



HEAD COACH MARK REDBURN





HEAD COACH MARK REDBURN

single-game mark and set a single-game school record with six home runs, as well. Academically, the Redhawks accumulated a 3.35 grade point average during the 2014-15 academic year as a total of nine players earned NFCA All-America Scholar-Athlete status for achieving a 3.5 or higher GPA.

Redburn coached a total of four first-team All-OVC selections, three second-team All-OVC picks, one OVC Freshman of the Year, three NFCA All-Region honorees and three OVC All-Newcomer selections in his first four years as SEMO's head coach.

The fourth head coach in Redhawk softball history, Redburn won 90 games in five years as head coach at the University of Evansville before accepting the job at Southeast on June 26, 2014.

In 2014, Redburn coached a UE team with five starters that were underclassmen, including four freshmen and one sophomore. The Purple Aces achieved their highest batting average since 2007. Additionally, UE had a freshman lead the team in stolen bases and home runs.

Despite a season that allowed 53 games, the 2013 team had its best season in Redburn's five years at UE. Entering the Missouri Valley Conference Tournament as the No. 7 seed, the Purple Aces beat the No. 6, No. 3 and No. 2 seeds to make their first MVC Championship appearance since 2003. UE finished second with three players garnering All-Tournament team honors.

The 2013 campaign resulted in the most overall wins in a season since 2008 and the best regular-season and conference tournament finish since Redburn's arrival. UE continued its aggressive baserunning with 89 stolen bases, ranking second in the MVC. The pitching staff also rated fourth in the conference.

Redburn's 2012 club saw improvement as well, winning more games than it had the previous season. The Purple Aces stole 79 bases and had two all-conference and one National Fastpitch Coaches Association All-Region selection that year. In 2011, Redburn exposed a young and inexperienced team to some of the top programs in the nation as UE played one of its most difficult schedules. Tennessee, Georgia Tech, Missouri, Ohio State, Texas Tech, South Alabama and Chattanooga were among the stiff competition.

Redburn quickly started to transform the UE program during his first year in 2010. The Purple Aces secured a berth in the MVC Tournament after winning 10 conference games. UE led the MVC with 31 doubles and hit 36 home runs, while producing two all-conference picks.

Academically, Redburn's teams consistently enjoyed success. In fact, each of his last four UE teams accumulated a 3.1 or higher grade point average. He had several student-athletes obtain over a 3.5 GPA and earn academic recognition along the way.

Prior to UE, Redburn spent three years as an assistant

coach at the University of Missouri working primarily with the pitchers and catchers, and serving as recruiting coordinator.

He was part of a coaching staff that compiled an overall record of 137-53. The Tigers registered a school record for victories (50), won the Big 12 Conference Tournament, won their Regional and defeated host UCLA in the Super Regional to advance to the College World Series in 2009. Overall, Redburn coached four all-conference pitchers, including USA National Team Pitcher Chelsea Thomas at Missouri.

Redburn began his collegiate coaching career as head coach at St. Charles (Mo.) Community College from 2001-04. He led the 2003 team to its first Region 16 championship and a seventh-place finish at the National Junior College Athletic Association Division I National

Tournament. His 2004 squad set a school record with 33 victories.

Following his stay at St. Charles CC, Redburn spent two seasons as head coach of the new softball program at Jefferson College. In the program's first year of competition, 2006, he led Jefferson to a 49-16 record, Region 16 championship and ninth-place finish at the NJCAA Division I National Tournament. Redburn was honored as the Midwest Community College Athletic Conference Coach of the Year following that season. A native of St. Charles, Missouri, Redburn graduated from the University of Missouri-St. Louis in 1993 and received his master's degree in Athletics/Activities Administration from William Woods University.

He and his wife, Tracy, have two sons, Joe and Jack.





HEAD COACH MARK REDBURN

The Mark Redburn File

Hometown

St. Charles, Mo.

Family

Spouse: Tracy

Sons: Joe, Jack

Education

- Missouri-St. Louis, Bachelor of Science in Special Education
- William Woods, Master of Education in Athletics/Activities Administration

Coaching Honors

- 2019 OVC Coach of the Year
- 2019 NFCA Mid-east Region Coaching Staff of the Year
- 2009 Midwest Coaching Staff of the Year
- 2006 Region 16 and MCCAC Coach of the Year
- 2003 Region 16 Coach of the Year

Redburn's Year-by-Year Records

Year	School	Assignment	Record	Conference Finish	Postseason
2002	St. Charles CC	Head Coach	16-21	3rd	Region XVI Runner-Up
2003	St. Charles CC	Head Coach	26-21	2nd	Region XVI Champions 7th NJCAA National Tournament
2004	St. Charles CC	Head Coach	33-16	1st	3rd in Region XVI
2005	Jefferson College	Head Coach	-	Program Preparation Year	-
2006	Jefferson College	Head Coach	49-16	1st Region 16	-
2007	Missouri	Assistant Coach	40-23, 13-4	3rd Big 12	-
2008	Missouri	Assistant Coach	47-17, 11-6	3rd Big 12	-
2009	Missouri	Assistant Coach	50-12, 12-6	2nd Big 12	1st Big 12 Tournament NCAA Midwest Regional Champions NCAA Super Regional Champions 8th in College World Series
2010	Evansville	Head Coach	18-34, 10-16	17th MVC	-
2011	Evansville	Head Coach	12-42, 6-21	9th MVC	-
2012	Evansville	Head Coach	18-37, 8-19	8th MVC	-
2013	Evansville	Head Coach	23-30, 11-12	7th MVC	2nd MVC Tournament
2014	Evansville	Head Coach	19-32, 7-19	10th MVC	-
2015	Southeast Missouri	Head Coach	19-27, 12-12	7th OVC	8th OVC Tournament
2016	Southeast Missouri	Head Coach	16-33, 10-17	10th OVC	-
2017	Southeast Missouri	Head Coach	23-27, 8-14	9th OVC	-
2018	Southeast Missouri	Head Coach	33-20, 15-7	4th OVC	7th OVC Tournament
2019	Southeast Missouri	Head Coach	46-18, 17-5	1st OVC	1st OVC Tournament 3rd NCAA Regional
2020	Southeast Missouri	Head Coach	9-3, 0-0		

Overall Record as a Head Coach: 360-377 (15 years)

Record at Southeast Missouri, 146-128, 62-55 Ohio Valley Conference (6 years)

Record at Evansville, 90-175, 42-87 Missouri Valley Conference (5 years)

Record at Jefferson College, 49-16 (2 years)

Record at St. Charles CC: 75-58 (3 years)

Record as a college assistant: 137-52 (3 years)

Redburn by the Numbers

- 51 OVC Commissioner's Honor Roll Selections
- 26 NFCA All-America Scholar-Athletes
- 20+ Academic All-Americans
- 11 NJCAA All-Region 16 Players
- 10 OVC Medal of Honor Recipients
- 6 First-Team All-OVC Selections
- 6 All-MVC Players
- 6 MVC Scholar-Athletes
- 6 OVC Players of the Week
- 5 All-Americans
- 5 NFCA All-Region Selections
- 4 OVC Pitchers of the Week
- 4 MCCAC All-Conference Players
- 3 OVC All-Newcomer Selections
- 3 MVC Players of the Week
- 2 Second-Team All-OVC Selections
- 1 OVC Player of the Year
- 1 OVC Freshman of the Year



2020 STATISTICS



2020 Southeast Missouri Softball Overall Statistics for Southeast Missouri (as of Mar 02, 2020) (All games Sorted by Batting avg)



Record: 9-3 Home: 1-2 Away: 2-0 Neutral: 6-1 OVC: 0-0

Player	avg	gp-gs	ab	r	h	2b	3b	hr	rbi	tb	slg%	bb	hp	so	gdp	ob%	sf	sh	sb-att	po	a	e	fld%
2 ANDERSON, Rachel	.543	12-12	35	15	19	0	3	2	12	31	.886	5	2	0	0	.591	2	1	8-8	20	1	1	.955
14 ANDERSON, Kaylee	.412	12-11	34	12	14	1	1	3	8	26	.765	3	4	4	0	.512	0	2	5-5	15	20	0	1.000
24 DONALD, Rachael	.391	11-9	23	3	9	3	0	0	3	12	.522	2	0	4	1	.440	0	0	0-0	47	5	0	1.000
26 ELLIS, Ashley	.371	12-12	35	10	13	2	0	7	17	36	1.029	10	0	4	0	.511	0	0	0-0	69	2	0	1.000
12 BARNOUSKI, Addison	.348	11-9	23	7	8	1	1	0	5	11	.478	7	0	7	0	.500	0	0	1-2	11	6	0	1.000
22 HARRIS, Madison	.320	10-9	25	6	8	0	2	0	4	12	.480	2	1	4	0	.393	0	1	0-0	4	1	0	1.000
4 GALLO, Claudia	.313	11-11	32	10	10	0	1	1	7	15	.469	3	4	5	0	.415	2	1	3-3	11	0	0	1.000
15 PAULEY, Austine	.306	12-12	36	9	11	3	1	1	6	19	.528	7	1	5	0	.422	1	0	6-7	14	23	3	.925
27 GRIFFIN, Anna	.278	11-7	18	2	5	1	0	0	5	6	.333	5	0	3	0	.417	1	1	0-0	9	0	0	1.000
10 EMERT, Ashley	.267	12-5	15	5	4	1	1	1	4	10	.667	3	1	5	0	.421	0	0	2-2	9	16	2	.926
3 WALLEN, Kimmy	.167	10-5	18	3	3	0	0	0	1	3	.167	2	0	0	0	.250	0	0	3-3	2	0	2	.500
21 PENA, Chelsy	.077	9-3	13	3	1	0	0	0	2	1	.077	4	0	0	0	.294	0	1	0-1	16	0	0	1.000

11 MARTON, Danina	.400	8-0	5	4	2	0	0	0	0	2	.400	0	0	0	0	.400	0	0	2-2	0	0	0	.000
18 HANCE, Keira	.222	7-1	9	2	2	0	1	0	5	4	.444	1	0	2	0	.300	0	1	0-0	2	5	2	.778
20 WININGER, Leah	.167	8-1	6	2	1	0	0	0	1	1	.167	0	0	2	0	.167	0	0	0-0	1	1	0	1.000
7 DAVIS, Karsyn	.000	3-1	3	0	0	0	0	0	0	0	.000	0	0	0	0	.000	0	1	0-0	18	1	0	1.000
16 SANDERS, Carlie	.000	1-0	0	0	0	0	0	0	0	0	.000	0	0	0	0	.000	0	0	0-0	0	0	0	.000
Totals	.333	12	330	93	110	12	11	15	80	189	.573	54	13	45	1	.439	6	9	30-33	249	95	10	.972
Opponents	.218	12	303	46	66	13	1	9	41	108	.356	42	4	70	2	.319	2	11	8-11	237	105	20	.945

LOB - Team (84), Opp (69). DPs turned - Team (4), Opp (4). Picked off - K. ANDERSON 2.

(All games Sorted by Earned run avg)

Player	era	w-l	app	gs	cg	sho	sv	ip	h	r	er	bb	so	2b	3b	hr	b/avg	wp	hp	bks	sfa	sha
9 ROOK, Rachel	0.50	3-1	5	4	3	2/1	0	28.0	12	2	2	6	32	0	0	2	.129	0	1	0	0	2
19 HOLMAN, Paytience	3.39	1-2	6	3	1	1/0	0	20.2	22	14	10	12	18	5	1	2	.268	2	1	0	0	5
14 ANDERSON, Kaylee	4.36	3-0	6	0	0	0/1	1	17.2	19	16	11	8	11	2	0	2	.268	2	2	0	1	0
6 DAVIS, Marisa	5.25	0-0	3	0	0	0/0	0	4.0	3	3	3	2	3	1	0	2	.214	0	0	0	0	1
5 ESTES, Alexis	5.53	2-0	6	5	0	0/0	0	12.2	10	11	10	14	6	5	0	1	.233	8	0	0	1	3
Totals	3.04	9-3	12	12	4	4/1	1	83.0	66	46	36	42	70	13	1	9	.218	12	4	0	2	11
Opponents	6.38	3-9	12	12	5	0/0	1	79.0	110	93	72	54	45	12	11	15	.333	7	13	0	6	9

PB - Team (2), K. DAVIS 1, DONALD 1. Pickoffs - Team (1), DONALD 1. SBA/ATT - DONALD (7-9), K. ANDERSON (2-3), ROOK (1-3), HOLMAN (3-3), PENA (1-1), M. DAVIS (1-1), ESTES (1-1).



2020 RESULTS



2020 Southeast Missouri Softball Game Results for Southeast Missouri (as of Mar 02, 2020) (All games)



Date	Opponent	Score	Inns	Overall	OVC	Pitcher of record	Attend	Time
! 02-14-20	vs Kennesaw State	L 4-6	7	0-1-0	0-0-0	HOLMAN (L 0-1)	121	2:37
! 02-14-20	vs Purdue Fort Wayne	w 16-15	(9)	1-1-0	0-0-0	K. ANDERSON (W 1-0)	127	3:45
! 02-15-20	vs Southern Miss	w 7-0	7	2-1-0	0-0-0	HOLMAN (W 1-1)	117	2:24
! 02-15-20	at Troy	w 13-3	7	3-1-0	0-0-0	K. ANDERSON (W 2-0)	97	2:49
@ 02-21-20	vs SC State	w 16-3	5	4-1-0	0-0-0	ESTES (W 1-0)	86	2:24
@ 02-21-20	at Alabama State	w 12-3	6	5-1-0	0-0-0	K. ANDERSON (W 3-0)	70	2:17
@ 02-22-20	vs Howard	w 3-0	7	6-1-0	0-0-0	ROOK (W 1-0)	54	1:30
@ 02-22-20	vs Grambling	w 4-1	7	7-1-0	0-0-0	ESTES (W 2-0)	81	2:00
@ 02-23-20	vs SC State	w 2-0	7	8-1-0	0-0-0	ROOK (W 2-0)	67	1:42
02-29-20	KANSAS CITY	w 3-0	7	9-1-0	0-0-0	ROOK (W 3-0)	257	1:45
03-01-20	KANSAS CITY-1	L 12-13	7	9-2-0	0-0-0	HOLMAN (L 1-2)	305	2:57
03-01-20	KANSAS CITY	L 1-2	7	9-3-0	0-0-0	ROOK (L 3-1)	274	1:51

* = Conference game

! = Troy University Tournament (Troy, Ala.)

@ = Stinger Classic (Montgomery, Ala.)

() extra inning game



2019 FINAL OVC STATISTICS



2019 Southeast Missouri Softball Conference statistics for Southeast Missouri (as of Feb 19, 2020) (OVC games only Sorted by Batting avg)



Record: 17-5 Home: 8-2 Away: 9-3 OVC: 17-5

Player	avg	gp-gs	ab	r	h	2b	3b	hr	rbi	tb	slg%	bb	hp	so	gdp	ob%	sf	sh	sb-att	po	a	e	fld%
2 ANDERSON, Rachel	.464	22-22	56	18	26	7	2	6	20	55	.982	17	1	5	0	.587	1	3	8-12	20	0	0	1.000
4 GALLO, Claudia	.375	22-22	64	21	24	4	1	8	18	54	.844	2	7	6	1	.446	1	0	3-5	32	0	0	1.000
8 BANDY, Parker	.362	22-21	47	9	17	2	1	2	6	27	.574	9	2	13	0	.483	0	0	3-4	34	24	2	.967
7 ARELLANES, Mykaela	.319	22-22	72	19	23	5	1	3	11	39	.542	7	3	11	0	.398	1	0	4-4	29	2	0	1.000
26 ELLIS, Ashley	.308	22-22	65	11	20	3	0	7	20	44	.677	7	1	16	1	.378	1	0	0-0	141	1	0	1.000
14 ANDERSON, Kaylee	.289	18-14	45	10	13	3	0	1	12	19	.422	0	0	5	0	.289	0	2	2-2	0	16	0	1.000
12 BARNOUSKI, Addison	.271	22-22	59	5	16	4	0	1	9	23	.390	6	1	16	0	.343	1	0	2-2	17	37	3	.947
3 MESSEX, Sarah	.263	22-22	57	15	15	3	1	3	10	29	.509	5	1	16	0	.333	0	2	4-5	37	33	6	.921
24 DONALD, Rachael	.143	21-20	42	2	6	0	0	0	1	6	.143	3	0	8	0	.200	0	3	0-0	92	10	1	.990
22 HARRIS, Madison	.375	9-1	8	1	3	0	1	1	2	8	1.000	2	0	0	0	.500	0	0	1-2	2	4	0	1.000
18 LONG, Mackenzie	.333	17-1	3	7	1	0	0	0	0	1	.333	0	0	0	0	.333	0	0	1-1	2	3	0	1.000
11 MARTON, Danina	.333	6-0	3	0	1	0	0	0	1	1	.333	0	0	1	0	.333	0	0	0-0	1	0	0	1.000
17 RHEINECKER, Brooke	.313	14-5	16	6	5	0	0	0	1	5	.313	0	0	3	0	.294	1	0	2-3	0	0	0	.000
27 GRIFFIN, Anna	.200	7-0	5	1	1	0	0	0	0	1	.200	2	0	2	0	.429	0	0	0-0	2	0	0	1.000
21 PENA, Chelsy	.167	16-4	18	1	3	0	0	0	2	3	.167	0	0	2	0	.167	0	2	0-0	12	1	0	1.000
10 EMERT, Ashley	.000	6-0	0	2	0	0	0	0	0	0	.000	2	0	0	0	1.000	0	0	2-2	1	0	0	1.000
9 ROOK, Rachel	.000	3-2	0	0	0	0	0	0	0	0	.000	0	0	0	0	.000	0	0	0-0	1	1	0	1.000
15 THOGMARTIN, Haley	.000	1-1	0	0	0	0	0	0	0	0	.000	0	0	0	0	.000	0	0	0-0	2	10	0	1.000
Totals	.311	22	560	128	174	31	7	32	113	315	.563	62	16	104	2	.391	6	12	32-42	426	149	12	.980
Opponents	.213	22	516	52	110	16	0	10	46	156	.302	34	10	104	6	.274	3	10	7-12	413	145	22	.962

LOB - Team (115), Opp (96). DPs turned - Team (9), Opp (6). CI - Team (1), DONALD 1. IBB - Team (2), R. ANDERSON 1, ARELLANES 1, Opp (3).

(OVC games only Sorted by Earned run avg)

Player	era	w-l	app	gs	cg	sho	sv	ip	h	r	er	bb	so	2b	3b	hr	b/avg	wp	hp	bks	sfa	sha
15 THOGMARTIN, Haley	0.90	8-1	13	12	6	2/3	1	62.1	50	16	8	8	42	7	0	4	.216	0	3	0	0	5
9 ROOK, Rachel	1.50	3-1	10	4	1	1/2	0	23.1	11	6	5	8	31	2	0	1	.138	5	6	0	0	1
14 ANDERSON, Kaylee	2.30	4-2	10	0	0	0/2	1	27.1	22	9	9	4	16	4	0	1	.224	4	1	0	2	2
5 ESTES, Alexis	5.64	1-1	9	6	0	0/1	1	22.1	21	19	18	13	13	2	0	3	.250	3	0	0	1	1
M. DAVIS	2.10	1-0	4	0	0	0/0	0	6.2	6	2	2	1	2	1	0	1	.261	0	0	0	0	1
Totals	2.07	17-5	22	22	7	7/4	3	142.0	110	52	42	34	104	16	0	10	.213	12	10	0	3	10
Opponents	5.80	5-17	22	22	9	2/0	0	137.2	174	128	114	62	104	31	7	32	.311	8	16	0	6	12

PB - Team (1), DONALD 1. SBA/ATT - DONALD (7-11), THOGMARTIN (5-5), ESTES (1-3), K. ANDERSON (1-3), PENA (0-1), M. DAVIS (0-1).



SEASON/CAREER STATISTICS



2020 Southeast Missouri Softball Individual Season/Career Summary for Southeast Missouri (as of Mar 02, 2020) (All games Sorted by Batting avg)



Record: 9-3 Home: 1-2 Away: 2-0 Neutral: 6-1 OVC: 0-0

Player	SEASON													CAREER													
	Avg	G-GS	AB	R	H	2B	3B	HR	RBI	BB	Hbp	SO	Sb-Att	Avg	G-GS	AB	R	H	2B	3B	HR	RBI	BB	Hbp	SO	Sb-Att	
2 ANDERSON, Rachel	.543	12-12	35	15	19	0	3	2	12	5	2	0	8-8	.424	179-179	521	139	221	33	27	23	127	85	12	58	58-78	
14 ANDERSON, Kaylee	.412	12-11	34	12	14	1	1	3	8	3	4	4	5-5	.259	79-51	166	35	43	9	2	4	27	5	5	26	9-10	
24 DONALD, Rachael	.391	11-9	23	3	9	3	0	0	3	2	0	4	0-0	.217	85-62	143	14	31	6	0	0	13	17	3	34	1-1	
26 ELLIS, Ashley	.371	12-12	35	10	13	2	0	7	17	10	0	4	0-0	.277	176-176	488	66	135	24	4	33	118	58	5	115	5-6	
12 BARNOUSKI, Addison	.348	11-9	23	7	8	1	1	0	5	7	0	7	1-2	.307	166-146	407	73	125	22	3	17	87	36	8	89	15-17	
22 HARRIS, Madison	.320	10-9	25	6	8	0	2	0	4	2	1	4	0-0	.238	133-41	185	40	44	2	4	2	24	20	1	24	9-12	
4 GALLO, Claudia	.313	11-11	32	10	10	0	1	1	7	3	4	5	3-3	.292	148-112	305	65	89	11	8	14	50	19	31	56	16-20	
15 PAULEY, Austine	.306	12-12	36	9	11	3	1	1	6	7	1	5	6-7	.306	12-12	36	9	11	3	1	1	6	7	1	5	6-7	
27 GRIFFIN, Anna	.278	11-7	18	2	5	1	0	0	5	5	0	3	0-0	.209	34-10	43	5	9	2	0	2	7	11	0	12	0-0	
10 EMERT, Ashley	.267	12-5	15	5	4	1	1	1	4	3	1	5	2-2	.185	32-9	27	8	5	1	1	1	4	6	1	10	4-4	
3 WALLEN, Kimmy	.167	10-5	18	3	3	0	0	0	1	2	0	0	3-3	.167	10-5	18	3	3	0	0	0	1	2	0	0	3-3	
21 PENA, Chelsy	.077	9-3	13	3	1	0	0	0	2	4	0	0	0-1	.195	55-18	77	11	15	4	0	0	12	6	0	8	2-4	
11 MARTON, Danina	.400	8-0	5	4	2	0	0	0	0	0	0	0	2-2	.286	34-1	21	7	6	1	0	0	2	1	0	4	2-3	
18 HANCE, Keira	.222	7-1	9	2	2	0	1	0	5	1	0	2	0-0	.222	7-1	9	2	2	0	1	0	5	1	0	2	0-0	
20 WININGER, Leah	.167	8-1	6	2	1	0	0	0	1	0	0	2	0-0	.067	19-1	15	4	1	0	0	0	1	1	0	3	1-2	
7 DAVIS, Karsyn	.000	3-1	3	0	0	0	0	0	0	0	0	0	0-0	.000	3-1	3	0	0	0	0	0	0	0	0	0	0-0	
16 SANDERS, Carlie	.000	1-0	0	0	0	0	0	0	0	0	0	0	0-0	.120	19-8	25	3	3	1	0	2	6	7	0	7	0-0	
Totals	.333	12-12	330	93	110	12	11	15	80	54	13	45	30-33														
Opponents	.218	12-12	303	46	66	13	1	9	41	42	4	70	8-11														

(All games Sorted by Earned run avg)

Player	SEASON														CAREER													
	ERA	W-L	App	GS	CG	Sho	Sv	IP	H	R	ER	BB	SO	ERA	W-L	App	GS	CG	Sho	Sv	IP	H	R	ER	BB	SO		
9 ROOK, Rachel	0.50	3-1	5	4	3	2	0	28.0	12	2	2	6	32	2.33	19-10	68	21	5	4	6	165.1	118	63	55	62	185		
19 HOLMAN, Paytience	3.39	1-2	6	3	1	1	0	20.2	22	14	10	12	18	3.39	1-2	6	3	1	1	0	20.2	22	14	10	12	18		
14 ANDERSON, Kaylee	4.36	3-0	6	0	0	0	1	17.2	19	16	11	8	11	4.58	8-4	36	2	0	0	4	73.1	84	60	48	36	44		
6 DAVIS, Marisa	5.25	0-0	3	0	0	0	0	4.0	3	3	3	2	3	4.59	1-1	21	1	0	0	0	32.0	36	24	21	16	23		
5 ESTES, Alexis	5.53	2-0	6	5	0	0	0	12.2	10	11	10	14	6	4.09	18-13	78	43	3	0	4	212.1	218	149	124	108	128		
Totals	3.04	9-3	12	12	4	4	1	83.0	66	46	36	42	70															
Opponents	6.38	3-9	12	12	5	0	1	79.0	110	93	72	54	45															



2020 Southeast Missouri Softball Individual Season/Career Summary for Southeast Missouri (as of Mar 02, 2020) (All games Sorted by Fielding pct)



Player	SEASON										CAREER									
	CH	PO	A	E	Fld%	SBA	CSB	SBA%	PB	CI	Ch	PO	A	E	Fld%	SBA	CSB	SBA%	PB	CI
26 ELLIS, Ashley	71	69	2	0	1.000	0	0	---	0	0	1101	1052	36	13	.988	0	0	---	0	0
24 DONALD, Rachael	52	47	5	0	1.000	7	2	.778	1	0	360	329	27	4	.989	36	12	.750	5	2
14 ANDERSON, Kaylee	35	15	20	0	1.000	2	1	.667	0	0	86	31	53	2	.977	8	5	.615	0	0
7 DAVIS, Karsyn	19	18	1	0	1.000	0	0	---	1	0	19	18	1	0	1.000	0	0	---	1	0
12 BARNOUSKI, Addison	17	11	6	0	1.000	0	0	---	0	0	336	106	206	24	.929	1	0	1.000	0	0
21 PENA, Chelsy	16	16	0	0	1.000	1	0	1.000	0	0	79	74	4	1	.987	4	3	.571	0	0
4 GALLO, Claudia	11	11	0	0	1.000	0	0	---	0	0	180	171	6	3	.983	0	0	---	0	0
27 GRIFFIN, Anna	9	9	0	0	1.000	0	0	---	0	0	19	16	1	2	.895	0	0	---	0	0
19 HOLMAN, Paytience	8	1	7	0	1.000	3	0	1.000	0	0	8	1	7	0	1.000	3	0	1.000	0	0
5 ESTES, Alexis	5	0	5	0	1.000	1	0	1.000	0	0	65	8	56	1	.985	17	9	.654	0	0
22 HARRIS, Madison	5	4	1	0	1.000	0	0	---	0	0	30	15	14	1	.967	0	0	---	0	0
9 ROOK, Rachel	2	0	2	0	1.000	1	2	.333	0	0	18	5	13	0	1.000	9	9	.500	0	0
20 WININGER, Leah	2	1	1	0	1.000	0	0	---	0	0	7	5	2	0	1.000	0	0	---	0	0
2 ANDERSON, Rachel	22	20	1	1	.955	0	0	---	0	0	313	285	22	6	.981	0	0	---	0	0
10 EMERT, Ashley	27	9	16	2	.926	0	0	---	0	0	68	45	20	3	.956	4	0	1.000	1	0
15 PAULEY, Austine	40	14	23	3	.925	0	0	---	0	0	40	14	23	3	.925	0	0	---	0	0
18 HANCE, Keira	9	2	5	2	.778	0	0	---	0	0	9	2	5	2	.778	0	0	---	0	0
3 WALLIN, Kimmy	4	2	0	2	.500	0	0	---	0	0	4	2	0	2	.500	0	0	---	0	0
6 DAVIS, Marisa	0	0	0	0	.000	1	0	1.000	0	0	7	2	4	1	.857	7	1	.875	0	0
16 SANDERS, Carlie	0	0	0	0	.000	0	0	---	0	0	1	1	0	0	1.000	0	0	---	0	0
11 MARTON, Danina	0	0	0	0	.000	0	0	---	0	0	2	2	0	0	1.000	0	0	---	0	0
Totals	354	249	95	10	.972	8	3	.727	2	0										
Opponents	362	237	105	20	.945	30	3	.909	0	0										



SEASON/CAREER-HIGHS

Multiple-Hit Games

Player	2	3	4	5+	Total
Rachel Anderson	6	-	1	-	7
Ashley Ellis	3	1	-	-	4
Kaylee Anderson	1	2	-	-	3
Austine Pauley	2	-	1	-	3
Madison Harris	1	1	-	-	2
Claudia Gallo	2	-	-	-	2
Rachael Donald	1	1	-	-	2
Kimmy Wallen	1	-	-	-	1
Ashley Emert	1	-	-	-	1
Addison Barnouski	1	-	-	-	1
Danina Marton	1	-	-	-	1

Multiple-RBI Games

Player	2	3	4	5+	Total
Ashley Ellis	3	-	2	-	5
Rachel Anderson	1	1	1	-	3
Kaylee Anderson	2	1	-	-	3
Keira Hance	1	1	-	-	2
Addison Barnouski	2	-	-	-	2
Austine Pauley	2	-	-	-	2
Claudia Gallo	2	-	-	-	2
Madison Harris	1	-	-	-	1
Ashley Emert	1	-	-	-	1
Rachael Donald	1	-	-	-	1

Inning-by-Inning Summary

Inning	SEMO	Opp.
First	10	2
Second	15	5
Third	13	12
Fourth	14	8
Fifth	11	5
Sixth	18	4
Seventh	8	7
Extra	4	3
Totals	93	46

Inning-by-Inning Summary (OVC Games)

Inning	SEMO	Opp.
First	-	-
Second	-	-
Third	-	-
Fourth	-	-
Fifth	-	-
Sixth	-	-
Seventh	-	-
Extra	-	-
Totals	-	-

Current Hitting Streaks

Player	Games	Started
Rachel Anderson	4	2/23

Current Reached Base Streaks

Player	Games	Started
Addison Barnouski	8	2/15

Career Multiple-Hit Games

Player	2	3	4	5+	Total
Rachel Anderson	51	16	1	-	68
Ashley Ellis	29	6	-	-	35
Addison Barnouski	29	3	-	-	32
Claudia Gallo	14	3	-	-	17
Madison Harris	7	2	-	-	9
Kaylee Anderson	6	2	-	-	8
Rachael Donald	4	1	-	-	5
Chelsy Pena	3	-	-	-	3
Austine Pauley	2	-	1	-	3
Kimmy Wallen	1	-	-	-	1
Danina Marton	1	-	-	-	1
Ashley Emert	1	-	-	-	1

Career Multiple-RBI Games

Player	2	3	4	5+	Total
Rachel Anderson	18	10	4	-	32
Ashley Ellis	14	8	6	1	29
Addison Barnouski	18	7	-	-	25
Claudia Gallo	12	-	1	-	13
Kaylee Anderson	7	1	1	-	9
Madison Harris	4	-	-	-	4
Rachael Donald	4	-	-	-	4
Chelsy Pena	3	-	-	-	3
Austine Pauley	2	-	-	-	2
Ashley Emert	1	-	-	-	1
Keira Hance	1	1	-	-	2

14 Kaylee Anderson

2020 Hitting Season-Highs

At-Bats.....	5, vs. Kansas City (3/1)
Runs.....	3, vs. Kansas City (3/1)
Hits.....	3, 2x, last vs. Kansas City (3/1)
Doubles.....	1, vs. Southern Mississippi (2/15)
Triples.....	1, vs. South Carolina State (2/23)
Home Runs.....	2, vs. Kansas City (3/1)
RBI.....	3, vs. Kansas City (3/1)
Stolen Bases.....	1, 5x, last vs. Kansas City (3/1)

2020 Pitching Season-Highs

Innings Pitched.....	4.0, at Troy (2/15)
Fewest Hits.....	1, vs. Kennesaw State (2/14)
Most Hits.....	8, vs. Purdue Fort Wayne (2/14)
Fewest Runs.....	0, 3x, last vs. Howard (2/22)
Most Runs.....	9, vs. Purdue Fort Wayne (2/14)
Fewest Walks.....	0, 2x, last vs. Howard (2/22)
Strikeouts.....	4, at Alabama State (2/21)

Hitting Career-Highs

At-Bats.....	5, vs. Kansas City (3/1/20)
Runs.....	3, vs. Kansas City (3/1/20)
Hits.....	3, 2x, last vs. Kansas City (3/1/20)
Doubles.....	2, vs. Saint Louis (4/17/19)
Triples.....	1, 2x, last vs. South Carolina State (2/23/20)
Home Runs.....	2, vs. Kansas City (3/1/20)
RBI.....	4, at Tennessee State (3/23/19)
Stolen Bases.....	1, 9x, last vs. Kansas City (3/1/20)

Pitching Career-Highs

Innings Pitched.....	4.0, 5x, last at Troy (2/15/20)
Fewest Hits.....	0, 3x, last vs. Jacksonville State (5/11/19)
Most Hits.....	8, 2x, last vs. Purdue Fort Wayne (2/14/20)
Fewest Runs.....	0, 13x, last vs. Howard (2/22/20)
Most Runs.....	9, vs. Purdue Fort Wayne (2/14/20)
Fewest Walks.....	0, 15x, last vs. Howard (2/22/20)
Strikeouts.....	5, at Tennessee Tech (4/26/19)

2 Rachel Anderson

2020 Season-Highs

At-Bats.....	5, vs. Purdue Fort Wayne (2/14)
Runs.....	3, vs. Purdue Fort Wayne (2/14)
Hits.....	4, vs. Purdue Fort Wayne (2/14)
Doubles.....	-
Triples.....	1, 3x, last vs. South Carolina State (2/21)
Home Runs.....	1, 2x, last vs. Kansas City (3/1)
RBI.....	4, at Troy (2/15)
Stolen Bases.....	4, vs. Kansas City (2/29)

Career-Highs

At-Bats.....	5, 4x, last vs. Purdue Fort Wayne (2/14/20)
Runs.....	3, 10x, last vs. Purdue Fort Wayne (2/14/20)
Hits.....	4, vs. Purdue Fort Wayne (2/14/20)
Doubles.....	2, at SIU Edwardsville (4/6/19)
Triples.....	2, 2x, last at Alcorn State (2/25/17)
Home Runs.....	1, 23x, last vs. Kansas City (3/1/20)
RBI.....	4, 4x, last at Troy (2/15/20)
Stolen Bases.....	4, vs. Kansas City (2/29/20)

12 Addison Barnouski

2020 Season-Highs

At-Bats.....	4, 2x, last at Alabama State (2/21)
Runs.....	3, at Alabama State (2/21)
Hits.....	2, at Alabama State (2/21)
Doubles.....	1, at Alabama State (2/21)
Triples.....	1, at Alabama State (2/21)
Home Runs.....	-
RBI.....	2, 2x, last at Alabama State (2/21)
Stolen Bases.....	1, at Alabama State (2/21)

Career-Highs

At-Bats.....	4, 23x, last at Alabama State (2/21/20)
Runs.....	3, 2x, last at Alabama State (2/21/20)
Hits.....	3, 3x, last vs. Detroit Mercy (3/17/19)
Doubles.....	1, 22x, last at Alabama State (2/21/20)
Triples.....	1, 3x, last at Alabama State (2/21/20)
Home Runs.....	1, 17x, last at Missouri (4/23/19)
RBI.....	3, 7x, last vs. Eastern Kentucky (5/10/19)
Stolen Bases.....	2, 3x, last at Tennessee State (3/23/19)

Pitching Career-Highs

Innings Pitched.....	2.0, vs. Jarvis Christian College (2/11/17)
Fewest Hits.....	1, at Jackson State (2/12/17)
Most Hits.....	4, 2x, last vs. Middle Tennessee (2/17/17)
Fewest Runs.....	0, at Jackson State (2/12/17)
Most Runs.....	4, vs. Middle Tennessee (2/17/17)
Fewest Walks.....	0, 2x, last at Jackson State (2/12/17)
Strikeouts.....	1, vs. Middle Tennessee (2/17/17)

7 Karsyn Davis

2020 Season/Career-Highs

At-Bats.....	2, vs. South Carolina State (2/23)
Runs.....	-
Hits.....	-
Doubles.....	-
Triples.....	-
Home Runs.....	-
RBI.....	-
Stolen Bases.....	-

6 Marisa Davis

2020 Season-Highs

Innings Pitched.....	2.1, at Troy (2/15)
Fewest Hits.....	1, 2x, last at Troy (2/15)
Most Hits.....	1, 2x, last at Troy (2/15)
Fewest Runs.....	1, 2x, last at Troy (2/15)
Most Runs.....	1, 2x, last at Troy (2/15)
Fewest Walks.....	0, vs. Kansas City (3/1)
Strikeouts.....	1, 3x, last vs. Kansas City (3/1)

Career-Highs

Innings Pitched.....	3.0, 2x, last vs. Murray State (4/15/19)
Fewest Hits.....	0, 2x, last vs. Maine (3/10/19)
Most Hits.....	4, 2x, last vs. Omaha (3/16/19)
Fewest Runs.....	0, 10x, at Ole Miss (5/18/19)
Most Runs.....	4, 2x, last at Central Arkansas (3/1/19)
Fewest Walks.....	0, 10x, last vs. Kansas City (3/1/20)
Strikeouts.....	3, 2x, last vs. Omaha (3/16/19)



SEASON/CAREER-HIGHS

24 Rachael Donald

2020 Season-Highs	
At-Bats.....	4, at Alabama State (2/21)
Runs.....	2, at Alabama State (2/21)
Hits.....	3, at Alabama State (2/21)
Doubles.....	2, at Alabama State (2/21)
Triples.....	-
Home Runs.....	-
RBI.....	2, vs. Kansas City (3/1)
Stolen Bases.....	-

Career-Highs	
At-Bats.....	4, 3x, last at Alabama State (2/21/20)
Runs.....	2, 2x, last at Alabama State (2/21/20)
Hits.....	3, at Alabama State (2/21/20)
Doubles.....	2, at Alabama State (2/21/20)
Triples.....	-
Home Runs.....	-
RBI.....	2, 4x, last vs. Kansas City (3/1/20)
Stolen Bases.....	1, at Alabama State (2/23/18)

26 Ashley Ellis

2020 Season-Highs	
At-Bats.....	6, vs. Purdue Fort Wayne (2/14)
Runs.....	3, vs. Purdue Fort Wayne (2/14)
Hits.....	3, vs. Purdue Fort Wayne (2/14)
Doubles.....	1, 2x, last vs. Howard (2/22)
Triples.....	-
Home Runs.....	2, vs. Purdue Fort Wayne (2/14)
RBI.....	4, 2x, last vs. Southern Mississippi (2/15)
Stolen Bases.....	-

Career-Highs	
At-Bats.....	6, vs. Purdue Fort Wayne (2/14/20)
Runs.....	3, 2x, last vs. Purdue Fort Wayne (2/14/20)
Hits.....	3, 5x, last vs. Purdue Fort Wayne (2/14/20)
Doubles.....	3, vs. Morehead State (5/3/19)
Triples.....	1, 4x, last at Northern Iowa (2/9/19)
Home Runs.....	2, 4x, last vs. Purdue Fort Wayne (2/14/20)
RBI.....	5, at Jackson State (2/12/17)
Stolen Bases.....	1, 5x, last vs. Drake (2/23/19)

10 Ashley Emert

2020 Season-Highs	
At-Bats.....	3, 2x, last vs. Kansas City (3/1)
Runs.....	3, vs. South Carolina State (2/21)
Hits.....	2, vs. Kansas City (3/1)
Doubles.....	1, vs. Purdue Fort Wayne (2/15)
Triples.....	1, vs. South Carolina State (2/21)
Home Runs.....	1, vs. Kansas City (3/1)
RBI.....	2, vs. Purdue Fort Wayne (2/14)
Stolen Bases.....	2, vs. South Carolina State (2/21)

Career-Highs	
At-Bats.....	3, 3x, last vs. Kansas City (3/1/20)
Runs.....	3, vs. South Carolina State (2/21/20)
Hits.....	2, vs. Kansas City (3/1/20)
Doubles.....	1, vs. Purdue Fort Wayne (2/14/20)
Triples.....	1, vs. South Carolina State (2/21/20)
Home Runs.....	1, vs. Kansas City (3/1/20)
RBI.....	2, vs. Purdue Fort Wayne (2/14/20)
Stolen Bases.....	2, vs. South Carolina State (2/21/20)

5 Alexis Estes

2020 Season-Highs	
Innings Pitched.....	3.0, 2x, last vs. Grambling State (2/22)
Fewest Hits.....	0, at Troy (2/15)
Most Hits.....	3, 2x, last vs. Kansas City (3/1)
Fewest Runs.....	0, vs. Kennesaw State (2/14)
Most Runs.....	3, 2x, last vs. Kansas City (3/1)
Fewest Walks.....	1, vs. Kennesaw State (2/14)
Strikeouts.....	3, vs. Purdue Fort Wayne (2/14)

Career-Highs	
Innings Pitched.....	7.0, 3x, last vs. Eastern Kentucky (4/23/17)
Fewest Hits.....	0, 8x, last at Troy (2/15/20)
Most Hits.....	13, at Missouri (4/18/17)
Fewest Runs.....	0, 23x, last vs. Kennesaw State (2/14/20)
Most Runs.....	8, at Missouri (4/18/17)
Fewest Walks.....	0, 14x, last vs. Eastern Kentucky (5/10/19)
Strikeouts.....	8, 2x, last vs. Eastern Kentucky (4/23/17)

4 Claudia Gallo

2020 Season-Highs	
At-Bats.....	4, 2x, last at Troy (2/15)
Runs.....	2, 2x, last vs. South Carolina State (2/21)
Hits.....	2, 2x, last vs. Southern Mississippi (2/15)
Doubles.....	-
Triples.....	1, vs. Kansas City (3/1)
Home Runs.....	1, vs. South Carolina State (2/21)
RBI.....	2, 2x, last vs. Grambling State (2/22)
Stolen Bases.....	1, 3x, last vs. Grambling State (2/22)

Career-Highs	
At-Bats.....	4, 12x, last at Troy (2/15/20)
Runs.....	3, at Northern Iowa (2/9/19)
Hits.....	3, vs. Murray State (4/9/17)
Doubles.....	1, 11x, last vs. Murray State (4/15/19)
Triples.....	1, 8x, last vs. Kansas City (3/1/20)
Home Runs.....	1, 14x, last vs. South Carolina State (2/21/20)
RBI.....	4, vs. Eastern Illinois (4/20/19)
Stolen Bases.....	1, 16x, last vs. Grambling State (2/22/20)

27 Anna Griffin

2020 Season-Highs	
At-Bats.....	3, 2x, last at Troy (2/15)
Runs.....	1, 2x, last at Alabama State (2/21)
Hits.....	1, 5x, last vs. Kansas City (3/1)
Doubles.....	1, vs. Kennesaw State (2/14)
Triples.....	-
Home Runs.....	-
RBI.....	1, 5x, last vs. South Carolina State (2/23)
Stolen Bases.....	-

Career-Highs	
At-Bats.....	4, at Central Arkansas (3/1/19)
Runs.....	1, 5x, last at Alabama State (2/21/20)
Hits.....	1, 9x, last vs. Kansas City (3/1/20)
Doubles.....	1, 2x, last vs. Kennesaw State (2/14/20)
Triples.....	-
Home Runs.....	1, 2x, last at Central Arkansas (3/1/19)
RBI.....	1, 7x, last vs. South Carolina State (2/23/20)
Stolen Bases.....	-

18 Keira Hance

2020 Season/Career-Highs	
At-Bats.....	2, 3x, last vs. Kansas City (3/1)
Runs.....	1, 2x, last at Alabama State (2/21)
Hits.....	1, 2x, last vs. Kansas City (3/1)
Doubles.....	-
Triples.....	1, vs. South Carolina State (2/21)
Home Runs.....	-
RBI.....	3, vs. South Carolina State (2/21)
Stolen Bases.....	-

22 Madison Harris

2020 Season-Highs	
At-Bats.....	3, 6x, last vs. Kansas City (3/1)
Runs.....	2, vs. Kansas City (3/1)
Hits.....	3, at Troy (2/15)
Doubles.....	-
Triples.....	1, 2x, last vs. Grambling State (2/22)
Home Runs.....	-
RBI.....	2, at Troy (2/15)
Stolen Bases.....	-

Career-Highs	
At-Bats.....	4, 6x, last at Murray State (4/8/18)
Runs.....	2, 5x, last vs. Kansas City (3/1/20)
Hits.....	3, 2x, last at Troy (2/15/20)
Doubles.....	1, 2x, last vs. Eastern Illinois (4/1/17)
Triples.....	1, 4x, last vs. Grambling State (2/22/20)
Home Runs.....	1, 2x, last vs. Murray State (4/15/19)
RBI.....	2, 5x, last at Troy (2/15/20)
Stolen Bases.....	1, 9x, last at Jacksonville State (4/28/19)

19 Paytience Holman

2020 Season/Career-Highs	
Innings Pitched.....	7.0, vs. Southern Mississippi (2/15)
Fewest Hits.....	1, vs. Grambling State (2/22)
Most Hits.....	6, vs. Purdue Fort Wayne (2/14)
Fewest Runs.....	0, 2x, last vs. Grambling State (2/22)
Most Runs.....	5, vs. Kennesaw State (2/14)
Fewest Walks.....	1, 3x, last vs. Kansas City (3/1)
Strikeouts.....	10, vs. Southern Mississippi (2/15)

11 Danina Marton

2020 Season-Highs	
At-Bats.....	3, vs. South Carolina State (2/21)
Runs.....	2, at Alabama State (2/21)
Hits.....	2, at Alabama State (2/21)
Doubles.....	-
Triples.....	-
Home Runs.....	-
RBI.....	-
Stolen Bases.....	1, 2x, last at Alabama State (2/21)

Career-Highs	
At-Bats.....	3, 3x, last vs. South Carolina State (2/21/20)
Runs.....	2, at Alabama State (2/21/20)
Hits.....	2, at Alabama State (2/21/20)
Doubles.....	1, vs. UMKC (3/9/19)
Triples.....	-
Home Runs.....	-
RBI.....	1, 2x, last at Tennessee State (3/23/19)
Stolen Bases.....	1, 2x, last at Alabama State (2/21/20)

15 Austine Pauley

2020 Season/Career-Highs	
At-Bats.....	5, 2x, last vs. Kansas City (3/1)
Runs.....	2, 2x, last vs. Grambling State (2/22)
Hits.....	4, vs. Purdue Fort Wayne (2/14)
Doubles.....	1, 3x, last vs. Howard (2/22)
Triples.....	1, at Alabama State (2/21)
Home Runs.....	1, vs. Purdue Fort Wayne (2/14)
RBI.....	2, 2x, last at Alabama State (2/21)
Stolen Bases.....	3, vs. Grambling State (2/22)

21 Chelsy Pena

2020 Season-Highs	
At-Bats.....	4, vs. Purdue Fort Wayne (2/14)
Runs.....	1, 3x, last at Troy (2/15)
Hits.....	1, at Troy (2/15)
Doubles.....	-
Triples.....	-
Home Runs.....	-
RBI.....	1, 2x, last vs. Kansas City (3/1)
Stolen Bases.....	-

Career-Highs	
At-Bats.....	4, 2x, last vs. Purdue Fort Wayne (2/14/20)
Runs.....	2, vs. UMKC (3/8/19)
Hits.....	2, 2x, last vs. Omaha (3/17/19)
Doubles.....	2, vs. Coppin State (3/2/19)
Triples.....	-
Home Runs.....	-
RBI.....	2, 3x, last vs. Murray State (4/15/19)
Stolen Bases.....	2, vs. Louisiana-Monroe (3/1/19)



SEASON/CAREER-HIGHS

8 Abby Rollet

2020 Season/Career-Highs

At-Bats.....-
Runs.....-
Hits.....-
Doubles.....-
Triples.....-
Home Runs.....-
RBI.....-
Stolen Bases.....-

9 Rachel Rook

2020 Season-Highs

Innings Pitched.....7.0, 3x, last vs. Kansas City (3/1)
Fewest Hits.....0, vs. South Carolina State (2/21)
Most Hits.....5, vs. Kansas City (3/1)
Fewest Runs.....0, 4x, last vs. Kansas City (2/29)
Most Runs.....2, vs. Kansas City (3/1)
Fewest Walks.....0, 2x, last vs. South Carolina State (2/23)
Strikeouts.....13, vs. South Carolina State (2/23)

Career-Highs

Innings Pitched.....7.0, 4x, last vs. Kansas City (3/1/20)
Fewest Hits.....0, 20x, last vs. South Carolina State (2/21/20)
Most Hits.....8, vs. Missouri State (3/2/19)
Fewest Runs.....0, 35x, last vs. Kansas City (2/29/20)
Most Runs.....5, vs. Missouri State (3/2/19)
Fewest Walks.....0, 30x, last vs. South Carolina State (2/23/20)
Strikeouts.....13, vs. South Carolina State (2/23/20)

16 Carlie Sanders

2020 Season/Career-Highs

At-Bats.....-
Runs.....-
Hits.....-
Doubles.....-
Triples.....-
Home Runs.....-
RBI.....-
Stolen Bases.....-

3 Kimmy Wallen

2020 Season/Career-Highs

At-Bats.....4, 2x, last at Alabama State (2/21)
Runs.....2, vs. South Carolina State (2/21)
Hits.....2, vs. South Carolina State (2/21)
Doubles.....-
Triples.....-
Home Runs.....-
RBI.....1, vs. South Carolina State (2/21)
Stolen Bases.....2, vs. South Carolina State (2/21)

20 Leaha Wininger

2020 Season-Highs

At-Bats.....2, 2x, last vs. Kansas City (2/29)
Runs.....1, 2x, last vs. Kansas City (3/1)
Hits.....1, vs. South Carolina State (2/21)
Doubles.....-
Triples.....-
Home Runs.....-
RBI.....1, vs. South Carolina State (2/21)
Stolen Bases.....-

Career-Highs

At-Bats.....3, vs. Coppin State (3/2/19)
Runs.....1, 4x, last vs. Kansas City (3/1/20)
Hits.....1, vs. South Carolina State (2/21/20)
Doubles.....-
Triples.....-
Home Runs.....-
RBI.....1, vs. South Carolina State (2/21/200)
Stolen Bases.....1, vs. Coppin State (3/2/19)



GAME-BY-GAME LINEUPS

<u>Opponent</u>	<u>P</u>	<u>C</u>	<u>1B</u>	<u>2B</u>	<u>3B</u>	<u>SS</u>	<u>LF</u>	<u>CF</u>	<u>RF</u>	<u>DP</u>
Kennesaw State	Holman	Donald	Ellis	K. Anderson	Pauley	Emert	Gallo	R. Anderson	Harris	Wallen
Purdue Fort Wayne	Estes	Pena	Ellis	K. Anderson	Barnouski	Pauley	Gallo	R. Anderson	Wallen	Griffin
Southern Mississippi	Holman	Donald	Ellis	K. Anderson	Barnouski	Pauley	Gallo	R. Anderson	Harris	Griffin
Troy	Estes	Donald	Ellis	K. Anderson	Barnouski	Pauley	Gallo	R. Anderson	Harris	Griffin
South Carolina State	Estes	Donald	Ellis	Emert	Barnouski	Pauley	Gallo	R. Anderson	Wallen	Griffin
Alabama State	Holman	Donald	Ellis	K. Anderson	Barnouski	Pauley	Gallo	R. Anderson	Wallen	Griffin
Howard	Rook	Donald	Ellis	Emert	Barnouski	Pauley	Gallo	R. Anderson	Harris	K. Anderson
Grambling State	Estes	Donald	Ellis	K. Anderson	Barnouski	Pauley	Gallo	R. Anderson	Harris	Pena
South Carolina State	Rook	K. Davis	Griffin	K. Anderson	Pauley	Emert	Wallen	R. Anderson	Harris	Ellis
Kansas City	Rook	Donald	Ellis	K. Anderson	Barnouski	Pauley	Gallo	R. Anderson	Harris	Wininger
Kansas City	Estes	Pena	Ellis	Emert	Hance	Pauley	Gallo	R. Anderson	Harris	K. Anderson
Kansas City	Rook	Donald	Ellis	K. Anderson	Barnouski	Pauley	Gallo	R. Anderson	Harris	Griffin
Mississippi Valley State										
Bryant										
Mississippi State										
Saint Louis										
Iowa										
South Florida										
Ohio										
Eastern Illinois										
Eastern Illinois										
Southern Illinois										
Morehead State										
Morehead State										
Eastern Kentucky										
Eastern Kentucky										
Tennessee State										
Tennessee State										
Belmont										
Belmont										
Missouri State										
SIU Edwardsville										
SIU Edwardsville										
UT Martin										
UT Martin										
Austin Peay										
Austin Peay										
Murray State										
Murray State										
Missouri										
Missouri										
Tennessee Tech										
Tennessee Tech										
Jacksonville State										
Jacksonville State										
Saint Louis										



GAME-BY-GAME HITTING

Opponent	AB	R	H	RBI	2B	3B	HR	BB	IBB	SB	CS	HBP	SAC	SF	GDP	K	PO	A	E	Avg
Southeast Missouri	23	4	3	3	1	1	0	7	0	0	0	4	0	0	0	7	21	13	2	.130
Kennesaw State	28	6	7	6	3	0	1	7	0	3	0	1	1	0	1	2	21	8	1	.250
Southeast Missouri	41	16	19	16	2	0	5	4	0	2	1	3	5	1	0	3	27	10	1	.344
Purdue Fort Wayne	43	15	18	13	3	0	3	7	0	1	0	0	2	0	1	8	27	11	1	.352
Southeast Missouri	26	7	9	6	2	0	1	6	0	1	0	0	0	1	0	6	21	3	1	.344
Southern Mississippi	25	0	4	0	0	0	0	2	0	0	0	0	0	0	0	10	18	3	3	.302
Southeast Missouri	29	13	10	12	0	2	1	8	0	2	0	2	0	1	0	6	21	6	0	.345
Troy	24	3	3	3	0	0	1	6	0	2	0	0	0	0	0	3	21	10	1	.267
Southeast Missouri	26	16	11	13	0	3	2	10	0	6	1	2	1	0	0	0	15	7	0	.359
South Carolina State	16	3	2	1	2	0	0	3	0	0	0	0	1	1	0	4	8	4	3	.250
Southeast Missouri	33	12	15	8	4	2	0	1	0	4	0	1	0	1	0	0	18	9	1	.376
Alabama State	24	3	6	3	0	1	0	3	0	1	1	0	0	0	0	5	18	12	5	.250
Southeast Missouri	28	3	9	3	3	0	0	0	0	2	0	0	0	0	0	3	21	8	0	.369
Howard	24	0	4	0	1	0	0	0	0	1	1	0	0	0	0	7	18	10	3	.239
Southeast Missouri	27	4	8	3	0	1	1	4	0	5	0	0	0	1	0	1	21	13	1	.361
Grambling State	18	1	2	0	1	0	0	3	0	0	0	1	3	0	0	4	21	8	0	.228
Southeast Missouri	19	2	3	1	0	1	0	4	0	3	0	0	1	1	0	1	21	2	1	.345
South Carolina State	22	0	1	0	0	0	0	0	0	0	0	0	1	0	0	13	18	8	0	.210
Southeast Missouri	18	3	4	2	0	0	1	4	0	4	1	0	1	0	1	8	21	4	0	.337
Kansas City	24	0	4	0	0	0	0	2	0	0	0	0	0	0	0	8	18	10	0	.210
Southeast Missouri	35	12	12	12	0	1	4	5	0	1	0	1	0	0	0	5	21	12	2	.338
Kansas City	30	13	10	13	3	0	2	6	0	0	0	1	2	1	0	5	21	8	2	.219
Southeast Missouri	25	1	7	1	0	0	0	1	0	0	0	0	1	0	0	5	21	8	1	.333
Kansas City	25	2	5	2	0	0	2	3	0	0	1	1	1	0	0	1	21	9	0	.218
Southeast Missouri																				
Mississippi Valley State																				
Southeast Missouri																				
Bryant																				
Southeast Missouri																				
TBA																				
Southeast Missouri																				
Mississippi State																				
Southeast Missouri																				
TBA																				
Southeast Missouri																				
Saint Louis																				
Southeast Missouri																				
Iowa																				
Southeast Missouri																				
South Florida																				
Southeast Missouri																				
TBA																				
Southeast Missouri																				
Ohio																				
Southeast Missouri																				
TBA																				
Southeast Missouri																				
Eastern Illinois																				
Southeast Missouri																				
Eastern Illinois																				
Southeast Missouri																				
Southern Illinois																				
Southeast Missouri																				
Morehead State																				
Southeast Missouri																				
Morehead State																				
Southeast Missouri																				
Eastern Kentucky																				
Southeast Missouri																				
Eastern Kentucky																				



GAME-BY-GAME HITTING

Southeast Missouri	
Tennessee State	
Southeast Missouri	
Tennessee State	
Southeast Missouri	
Belmont	
Southeast Missouri	
Belmont	
Southeast Missouri	
Missouri State	
Southeast Missouri	
SIU Edwardsville	
Southeast Missouri	
SIU Edwardsville	
Southeast Missouri	
UT Martin	
Southeast Missouri	
UT Martin	
Southeast Missouri	
Austin Peay	
Southeast Missouri	
Austin Peay	
Southeast Missouri	
Murray State	
Southeast Missouri	
Murray State	
Southeast Missouri	
Missouri	
Southeast Missouri	
Missouri	
Southeast Missouri	
Tennessee Tech	
Southeast Missouri	
Tennessee Tech	
Southeast Missouri	
Jacksonville State	
Southeast Missouri	
Jacksonville State	
Southeast Missouri	
Saint Louis	



GAME-BY-GAME PITCHING

Opponent	IP	H	R	ER	BB	SO	2B	3B	HR	WP	BK	HBP	DP	IBB	Score	W-L	SV	ERA
Southeast Missouri	7.0	7	6	6	7	2	3	0	1	1	0	1	1	0	4-6	0-1	0	6.00
Kennesaw State	7.0	3	4	3	7	7	1	1	0	0	0	4	0	0	6-4	1-0	1	3.00
Southeast Missouri	9.0	18	15	10	7	8	3	0	3	2	0	0	1	0	16-15	1-1	0	7.00
Purdue Fort Wayne	9.0	19	16	13	4	3	2	0	5	0	0	3	0	0	15-16	1-1	1	7.00
Southeast Missouri	7.0	4	0	0	2	10	0	0	0	0	0	0	1	0	7-0	2-1	0	4.87
Southern Mississippi	6.0	9	7	6	6	6	2	0	1	0	0	0	0	0	0-7	1-2	1	7.00
Southeast Missouri	7.0	3	3	3	6	3	0	0	1	1	0	0	0	0	13-3	3-1	0	4.43
Troy	7.0	10	13	12	8	6	0	2	1	0	0	2	0	0	3-13	1-3	1	8.21
Southeast Missouri	5.0	2	3	3	3	4	2	0	0	2	0	0	0	0	16-3	4-1	0	4.40
South Carolina State	5.0	11	16	13	10	0	0	3	2	3	0	2	1	0	3-16	1-4	1	9.68
Southeast Missouri	6.0	6	3	1	3	5	0	1	0	0	0	0	0	0	12-3	5-1	0	3.93
Alabama State	6.0	15	12	5	1	0	4	2	0	0	0	1	0	0	3-12	1-5	1	9.10
Southeast Missouri	7.0	4	0	0	0	7	1	0	0	1	0	0	0	0	3-0	6-1	1	3.35
Howard	6.0	9	3	2	0	3	3	0	0	0	0	0	0	0	0-3	1-6	1	8.22
Southeast Missouri	7.0	2	1	1	3	4	1	0	0	3	0	1	0	0	4-1	7-1	1	3.05
Grambling State	7.0	8	4	4	4	1	0	1	1	1	0	0	0	0	1-4	1-7	1	7.66
Southeast Missouri	7.0	1	0	0	0	13	0	0	0	0	0	0	0	0	2-0	8-1	1	2.71
South Carolina State	6.0	3	2	2	4	1	0	1	0	1	0	0	0	0	0-2	1-8	1	7.12
Southeast Missouri	7.0	4	0	0	2	8	0	0	0	0	0	0	0	0	3-0	9-1	1	2.43
Kansas City	6.0	4	3	3	4	8	0	0	1	0	0	0	1	0	0-3	1-9	1	6.78
Southeast Missouri	7.0	10	13	10	6	5	3	0	2	2	0	1	1	0	12-13	9-2	1	3.13
Kansas City	7.0	12	12	8	5	5	0	1	4	1	0	1	1	0	13-12	2-9	1	6.90
Southeast Missouri	7.0	5	2	2	3	1	0	0	2	0	0	1	0	0	1-2	9-3	1	3.04
Kansas City	7.0	7	1	1	1	5	0	0	0	1	0	0	1	0	2-1	3-9	1	6.38
Southeast Missouri																		
Mississippi Valley State																		
Bryant																		
Southeast Missouri																		
TBA																		
Southeast Missouri																		
Mississippi State																		
Southeast Missouri																		
TBA																		
Southeast Missouri																		
Saint Louis																		
Southeast Missouri																		
Iowa																		
Southeast Missouri																		
South Florida																		
Southeast Missouri																		
TBA																		
Southeast Missouri																		
Ohio																		
Southeast Missouri																		
TBA																		
Southeast Missouri																		
Eastern Illinois																		
Southeast Missouri																		
Eastern Illinois																		
Southeast Missouri																		
Southern Illinois																		
Southeast Missouri																		
Morehead State																		
Southeast Missouri																		
Morehead State																		
Southeast Missouri																		
Eastern Kentucky																		
Southeast Missouri																		
Eastern Kentucky																		



GAME-BY-GAME PITCHING

Southeast Missouri
 Tennessee State
 Southeast Missouri
 Tennessee State
 Southeast Missouri
 Belmont
 Southeast Missouri
 Belmont
 Southeast Missouri
 Missouri State
 Southeast Missouri
 SIU Edwardsville
 Southeast Missouri
 SIU Edwardsville
 Southeast Missouri
 UT Martin
 Southeast Missouri
 UT Martin
 Southeast Missouri
 Austin Peay
 Southeast Missouri
 Austin Peay
 Southeast Missouri
 Murray State
 Southeast Missouri
 Murray State
 Southeast Missouri
 Missouri
 Southeast Missouri
 Missouri
 Southeast Missouri
 Tennessee Tech
 Southeast Missouri
 Tennessee Tech
 Southeast Missouri
 Jacksonville State
 Southeast Missouri
 Jacksonville State
 Southeast Missouri
 Saint Louis



MISCELLANEOUS STATISTICS

Hitting Game Highs

At bats:	41
Runs scored:	16
Hits:	19
RBIs:	16
Doubles:	4
Triples:	3
Home runs:	5
Total bases:	36
Walks:	10
Strikeouts:	8
Sac hits:	5
Sac flies:	1
Stolen bases:	6
Hit by pitch:	4
Caught stealing:	1
Runners LOB:	13
Hit into DP:	1

Fielding Game Highs

Putouts:	27
Assists:	13
Errors:	2
Passed balls:	1
DPs turned:	1

Pitching Game Highs

Innings pitched:	9.0
Runs allowed:	15
Earned runs:	10
Walks allowed:	7
Strikeouts:	13
Hits allowed:	18
Doubles allowed:	3
Triples allowed:	1
Homers allowed:	3
Wild pitches:	3
Hit batters:	1

Individual Hitting Game Highs

At bats:	6
Runs scored:	3
Hits:	4
RBIs:	4
Doubles:	2
Triples:	1
Home runs:	2
Total bases:	10
Walks:	3
Strikeouts:	3
Sac hits:	1
Sac flies:	1
Stolen bases:	4
Hit by pitch:	2
Caught stealing:	1
Runners LOB:	7

Individual Fielding Game Highs

Putouts:	14
Assists:	5
Errors:	1
Passed balls:	1

Individual Pitching Game Highs

Innings pitched:	7.0
Runs allowed:	9
Earned runs:	5
Walks allowed:	5
Strikeouts:	13
Hits allowed:	8
Doubles allowed:	3
Triples allowed:	1
Homers allowed:	2
Wild pitches:	2
Hit batters:	1

vs Purdue Fort Wayne (02-14-20 at Troy, Ala.) (2 games)
vs Purdue Fort Wayne (02-14-20 at Troy, Ala.) vs Purdue Fort Wayne (02-14-20 at Troy, Ala.) at Alabama State (02-21-20)
vs SC State (02-21-20 at Montgomery, Ala.) vs Purdue Fort Wayne (02-14-20 at Troy, Ala.) vs Purdue Fort Wayne (02-14-20 at Troy, Ala.) vs SC State (02-21-20 at Montgomery, Ala.) vs Kansas City (02-29-20)
vs Purdue Fort Wayne (02-14-20 at Troy, Ala.) (6 games)
vs SC State (02-21-20 at Montgomery, Ala.) vs Kennesaw State (02-14-20 at Troy, Ala.) (3 games)
vs Purdue Fort Wayne (02-14-20 at Troy, Ala.) (4 games)

vs Purdue Fort Wayne (02-14-20 at Troy, Ala.) (2 games)
(2 games)
(2 games)
(4 games)

vs Purdue Fort Wayne (02-14-20 at Troy, Ala.) vs Purdue Fort Wayne (02-14-20 at Troy, Ala.) (2 games)
(2 games)
vs SC State (02-23-20 at Montgomery, Ala.) vs Purdue Fort Wayne (02-14-20 at Troy, Ala.) (3 games)
at Alabama State (02-21-20)
vs Purdue Fort Wayne (02-14-20 at Troy, Ala.) vs Grambling (02-22-20 at Montgomery, Ala.) (4 games)

ELLIS, Ashley vs Purdue Fort Wayne (02-14-20) (6 games)
(2 games)
(3 games)
DONALD, Rachael at Alabama State (02-21-20) (11 games)
(2 games)
ELLIS, Ashley vs Purdue Fort Wayne (02-14-20)
GRIFFIN, Anna vs SC State (02-21-20)
BARNOUSKI, Addison vs Southern Miss (02-15-20) (9 games)
(6 games)
ANDERSON, Rachel vs Kansas City (02-29-20)
ANDERSON, Kaylee at Troy (02-15-20) (3 games)
BARNOUSKI, Addison vs Southern Miss (02-15-20)

(2 games)
PAULEY, Austine vs Kennesaw State (02-14-20) (10 games)
(2 games)

(4 games)
ANDERSON, Kaylee vs Purdue Fort Wayne (02-14-20) (3 games)
(2 games)
ROOK, Rachel vs SC State (02-23-20)
ANDERSON, Kaylee vs Purdue Fort Wayne (02-14-20)
HOLMAN, Paytience vs Kennesaw State (02-14-20)
HOLMAN, Paytience at Alabama State (02-21-20)
ROOK, Rachel vs Kansas City (03-01-20) (4 games)
(4 games)

Southeast Missouri's Record

Overall:	9-3
At Home:	1-2
On the Road:	2-0
At Neutral Sites:	7-3
Against Non-OVC Opponents:	9-3
Against OVC Opponents:	0-0
In Home OVC Games:	0-0
In Away OVC Games:	0-0
vs. Ranked Teams:	0-0
In February:	9-1
In March:	0-2
In April:	0-0
In May:	0-0
On Mondays:	0-0
On Tuesdays:	0-0
On Wednesdays:	0-0
On Thursdays:	0-0
On Fridays:	3-1
On Saturdays:	5-0
On Sundays:	1-2
In Day Games:	6-3
In Night Games:	3-0
In Extra Inning Games:	1-0
When Redhawks Score First:	8-3
When Opponents Score First:	1-0
vs. Left-Handed Starter:	0-0
vs. Right-Handed Starter:	9-3
In 1-Run Games:	1-2
In 2-Run Games:	1-1
In 5+ Run Games:	4-0
Shutouts:	4-0
When Leading After Six Innings:	7-0
When Trailing After Six Innings:	0-1
When Tied After Six Innings:	2-2
When Redhawks Starter Goes 6 or more Innings:	3-1
When Redhawks Get 10 or more Hits:	4-1
When Redhawks Outhit Opponents:	8-2
When Redhawks Get Outhit:	0-1
When Hits are Tied:	0-0
When Scoring 0-2 Runs:	1-1
When Scoring 3-5 Runs:	3-1
When Scoring 6-9 Runs:	1-0
When Scoring 10+ Runs:	4-1
When Opponents Score 0-2 Runs:	5-1
When Opponents Score 3-5 Runs:	3-0
When Opponents Score 6-9 Runs:	0-1
When Opponents Score 10+ Runs:	1-1
Without Hitting a Home Run:	3-2
When Hitting 1 Home Run:	4-0
When Hitting 2+ Home Runs:	2-1
Committing 0 Errors:	4-0
Committing 1 Error:	5-1
Committing 2+ Errors:	0-2



RECORD BOOK UPDATE

Batting Average

(minimum 200 AB)

1. .424	Rachel Anderson (221-521)	2017-pr.
2. .388	Lisa Kraxner (123-317)	1995-96
3. .379	Kim Palmer (163-430)	1996-98
4. .370	Jenny Oermann (231-624)	1996-99
5. .356	Alexis Anderson (101-284)	2013-15
6. .351	Megan McDonald (222-632)	2005-08
7. .350	Julie Hume (148-423)	1985-88
8. .347	Mykaela Arellanes (168-484)	2017-19
9. .344	Lisa Foster (78-227)	1988-89
10. .343	Chris Shetley (124-362)	1997-98

Slugging Percentage

(minimum 200 AB)

1. .724	Rachel Anderson (521 AB)	2017-pr.
2. .647	Kim Palmer (430 AB)	1996-98
3. .631	Michelle Summers (670 AB)	2005-08
4. .596	Lisa Kraxner (317 AB)	1995-96
5. .586	Chris Shetley (362 AB)	1997-98
6. .574	Megan McDonald (632 AB)	2005-08
7. .574	Haylee Krack (230 AB)	2014-16
8. .553	Alexis Anderson (284 AB)	2013-15
9. .545	Ashley Ellis (488 AB)	2017-pr.
10. .519	Mykaela Arellanes (484 AB)	2017-19

On-Base Percentage

(minimum 200 AB)

1. .511	Rachel Anderson (512 AB)	2017-pr.
2. .438	Lisa Kraxner (317 AB)	1995-96
3. .436	Mykaela Arellanes (484 AB)	2017-19
4. .436	Kim Palmer (430 AB)	1996-98
5. .427	Michelle Summers (670 AB)	2005-08
6. .410	Savannah Carpenter (455 AB)	2013-16
7. .407	Megan McDonald (632 AB)	2005-08
8. .405	Jenny Oermann (624 AB)	1996-99
9. .402	Alex Ramirez (512 AB)	2007-10
10. .400	Pat McDonagh (493 AB)	1984-87

Runs Scored

1. 161	Michelle Summers	2005-08
2. 139	Rachel Anderson	2017-pr.
3. 135	Jenny Oermann	1996-99
4. 123	Mykaela Arellanes	2017-19
5. 120	Karen Hudson	1989-92
6. 113	Amy Evers	1993-96
7. 109	Kim Palmer	1996-98
8. 107	Sarah Messex	2016-19
9. 102	Pat McDonagh	1984-87
10. 99	Megan McDonald	2005-08

Hits

1. 231	Jenny Oermann	1996-99
2. 228	Michelle Summers	2005-08
3. 222	Megan McDonald	2005-08
4. 221	Rachel Anderson	2017-pr.
5. 195	Tracie Eudaley	1984-87
6. 182	Carmen Fowler	2008-11
7. 178	Amy Evers	1993-96
8. 172	Renee Kertz	2009-12
9. 170	Renee Enos	1998-01
10. 168	Mykaela Arellanes	2017-19

Doubles

1. 47	Michelle Summers	2005-08
2. 46	Megan McDonald	2005-08
3. 40	Chris Shetley	1997-98
40	Shelley Trieb	1991-94
5. 39	Kelly Birk	2002-05
6. 37	Kim Palmer	1996-98
7. 34	Brooke Nett	2000-03
8. 33	Rachel Anderson	2017-pr.
33	Jodi Smith	1993-96
33	Renee Enos	1998-01

Triples

1. 27	Rachel Anderson	2017-pr.
2. 18	Kathy Rediger	1981-84
3. 13	Julie Hume	1985-88
13	Traci Wren	1992-95
5. 12	Kelsey White	1999-00
6. 11	Lisa Kraxner	1995-96
11	Debbie Kennedy	1981-82
8. 10	Lesley Mueller	1992-95
10	Tracie Eudaley	1984-87
10	Jayne Creek	1978-81

Home Runs

1. 48	Michelle Summers	2005-08
2. 33	Ashley Ellis	2017-pr.
3. 31	Megan McDonald	2005-08
4. 23	Rachel Anderson	2017-pr.
23	Lindsey Patterson	2012-15
6. 21	Sarah Messex	2016-19
7. 20	Kim Palmer	1996-98
8. 18	Haylee Krack	2014-16
9. 17	Addison Barnouski	2017-pr.
17	Savannah Carpenter	2013-16

Runs Batted In

1. 132	Renee Kertz	2009-12
132	Michelle Summers	2005-08
3. 127	Rachel Anderson	2017-pr.
4. 120	Megan McDonald	2005-08
5. 119	Tracie Eudaley	1984-87
6. 118	Ashley Ellis	2017-pr.
7. 111	Kim Palmer	1996-98
8. 108	Jenny Oermann	1996-99
9. 104	Shelley Trieb	1991-94
10. 103	Jodi Smith	1993-96
103	Carmen Fowler	2008-11

Total Bases

1. 423	Michelle Summers	2005-08
2. 377	Rachel Anderson	2017-pr.
3. 363	Megan McDonald	2005-08
4. 295	Jenny Oermann	1996-99
5. 278	Kim Palmer	1996-98
6. 266	Ashley Ellis	2017-pr.
7. 262	Lindsey Patterson	2012-15
8. 251	Mykaela Arellanes	2017-19
9. 250	Tracie Eudaley	1984-87
10. 249	Carmen Fowler	2008-11

Walks

1. 88	Alex Ramirez	2007-10
2. 85	Rachel Anderson	2017-pr.
3. 81	Renee Kertz	2009-12
80	Michelle Summers	2005-08
5. 79	Tami Hebert	1997-00
6. 77	Sarah Messex	2016-19
7. 72	Mykaela Arellanes	2017-19
8. 65	Karen Hudson	1989-92

9. 59	Megan McDonald	2005-08
59	Lindsey Patterson	2012-15
59	Shelley Trieb	1991-94

Hit By Pitch

1. 35	Brooke Nett	2000-03
2. 31	Claudia Gallo	2017-pr.
3. 24	Michelle Summers	2005-08
4. 22	Shelby Stein	2009-12
5. 21	Sarah Messex	2016-19
6. 19	Lindsey Patterson	2012-15
7. 15	Haylee Krack	2014-16
15	Renee Kertz	2009-12
15	Victoria Torrez	2004-05
10. 13	Julie Davis	1992-95
13	Taylor Cowan	2011-13
13	Alex Ramirez	2007-10

Stolen Bases

1. 82	Lisa Thornton (82-91)	1987-90
2. 58	Rachel Anderson (54-74-)	2017-pr.
3. 53	Julie Lehmbeck (53-57)	1992-93
4. 46	Pat McDonagh (46-56)	1984-87
5. 42	Mykaela Arellanes (42-48)	2017-19
6. 39	Twanda Moore (39-46)	1982-85
7. 38	Kaitlin Zink (38-45)	2011-13
8. 37	Evan Sallis (37-42)	2011-12
37	Cheyenne Gipson (37-43)	2011-12
10. 33	Julie Davis (33-38)	1992-95

Games Played

1. 216	Sarah Messex	2016-19
2. 214	Renee Kertz	2009-12
3. 213	Amy Evers	1993-96
4. 209	Carmen Fowler	2008-11
5. 208	Michelle Summers	2005-08
6. 207	Megan McDonald	2005-08
207	Karen Hudson	1989-92
8. 203	Shelley Trieb	1991-94
9. 202	Shelby Stein	2009-12
202	Tami Hebert	1997-00

Games Started

1. 216	Sarah Messex	2016-19
2. 214	Renee Kertz	2009-12
3. 209	Carmen Fowler	2008-11
4. 208	Michelle Summers	2005-08
5. 207	Megan McDonald	2005-08
6. 199	Jenny Oermann	1996-99
7. 195	Tami Hebert	1997-00
8. 194	Jennifer Vasquez	2007-10
9. 190	Lindsay Pickering	2004-07
10. 187	Renee Enos	1998-01

Saves

1. 7	Elaine Fisher	2005-08
2. 6	Rachel Rook	2018-pr.
6	Madeline Krumrey	2015-18
6	Tracie Eudaley	1984-87
5. 5	Haley Thogmartin	2016-19
5	Debbie Schmelz	1996-99
5	Alice Marler	1990-92
8. 4	Alexis Estes	2017-pr.
4	Kaylee Anderson	2018-pr.
4	Mackenzie Hoelting	2016-17
4	Hannah Durham	2013-14
4	Shelle Wadsworth	1988-91

Strikeouts/7 Inning Game

(minimum 100 IP)

1. 7.84	Rachel Rook (165.1 IP)	2018-pr.
2. 6.96	Giana Zimmerman (185.0 IP)	2009-10
3. 5.40	Chris Engelhardt (479.1 IP)	1996-99
4. 4.76	Haley Thogmartin (410.1 IP)	2016-19
4.76	Stephanie Huffman (189.2 IP)	2005-06
6. 4.68	Elaine Fisher (750.0 IP)	2005-08
7. 4.46	Madeline Krumrey (456.0 IP)	2015-18
8. 4.44	Sara Reichert (457.2 IP)	1994-97
9. 4.22	Alexis Estes (212.1 IP)	2017-pr.
10. 4.19	Tracie Eudaley (787.2 IP)	1984-87

Most Strikeouts

1. 501	Elaine Fisher	2005-08
2. 471	Tracie Eudaley	1984-87
3. 384	Madeline Krumrey	2015-18
4. 370	Chris Engelhardt	1996-99
5. 330	Debbie Schmelz	1996-99
6. 315	Alice Marler	1990-92
7. 290	Sara Reichert	1994-97
8. 279	Haley Thogmartin	2016-19
9. 221	Amy Johannsen	1992-95
10. 203	Amy Fahnstock	2004-05
- 185	Rachel Rook	2018-pr.

Opponent Batting Average

(minimum 100 IP)

1. .201	Rachel Rook (165.1)	2018-pr.
2. .217	Giana Zimmerman (185.0 IP)	2009-10
3. .242	Jenny Doebling (272.1 IP)	2000-01
4. .254	Jennifer Dippel (104.0 IP)	2000
5. .260	Haley Thogmartin (410.1 IP)	2016-19
6. .266	Alora Marble (366.0 IP)	2011-12
7. .269	Mackenzie Hoelting (106.2 IP)	2016-17
8. .278	Stefanie Barnes (288.0 IP)	2009-12
9. .280	Madeline Krumrey (602.2 IP)	2015-18
10. .285	Jessica Hunter (193.1 IP)	2003-04

Current players in **Bold**