

# YOUR REDHAWKS

2019-20 SOUTHEAST MISSOURI BASKETBALL

GAME  
31



## Gameday Coverage

Radio: Erik Sean

Video:

Live Stats: UTMSports.com

Twitter: @SEMOMBB

## SOUTHEAST MISSOURI (7-23, 3-14) AT UT MARTIN (8-20, 4-13)

Date ..... Saturday, February 29, 2020

Tip-Off ..... 4 p.m., CT

Location ..... Martin, Tenn.

Arena ..... Elam Center (4,300)

Series History ..... SEMO leads, 44-28

Last Meeting ..... SEMO 74, UTM 72

Feb. 13, 2020 | Cape Girardeau, Mo.

Head Coaches ..... Rick Ray (87-163 overall;

50-103 at SEMO; 27-58 OVC);

Anthony Stewart (52-73 overall;

52-73 at UTM; 25-44 OVC).

### Last 10 Meetings

2/12/15	W	98-76	Cape Girardeau, Mo.
1/24/16	W	68-60 OT	Cape Girardeau, Mo.
2/11/16	L	64-77	Martin, Tenn.
1/14/17	L	69-79	Martin, Tenn.
2/18/17	W	90-61	Cape Girardeau, Mo.
2/10/18	W	81-77 OT	Martin, Tenn.
2/24/18	L	66-72	Cape Girardeau, Mo.
1/5/19	W	74-69 OT	Cape Girardeau, Mo.
2/14/19	L	72-81	Martin, Tenn.
2/13/20	W	74-72	Cape Girardeau, Mo.

### Strategic Communications

Jeff Honza  
Assistant Director of Athletics  
Phone: (573) 651-2933  
Email: redhawk1@me.com

#LETSSOAR

## 2019-20 SCHEDULE/RESULTS

### November (3-4)

6	at Vanderbilt	SEC NETWORK+	L, 65-83
10	Purdue Fort Wayne	ESPN+	W, 79-78
19	The Citadel	ESPN+	L, 69-74
22	Missouri S&T	ESPN+	W, 72-71
27	vs. Cal State Fullerton	!	L, 57-64
29	at Santa Clara	! WCC NETWORK	L, 75-87
30	vs. Denver	!	W, 66-51

### December (1-5)

5	at Abilene Christian	ESPN+	L, 64-73
7	at Drake	ESPN+	L, 73-78
15	at Youngstown State	ESPN+	L, 50-65
17	at #5 Ohio State	BTN	L, 48-80
21	at Southern Illinois	ESPN3	L, 45-64
29	Missouri Baptist	ESPN+	W, 74-59

### January (0-9, 0-9 OVC)

2	at Austin Peay	* ESPN+	L, 63-78
4	at Murray State	* ESPN+	L, 59-81
9	Belmont	* ESPN+	L, 64-89
11	Tennessee State	* ESPN+	L, 73-75
16	Austin Peay	* ESPN+	L, 59-84
18	Murray State	* ESPN+	L, 91-96 OT
23	at SIU Edwardsville	* ESPN+	L, 65-84
25	at Eastern Illinois	* ESPN+	L, 59-61
30	at Morehead State	* ESPN+	L, 74-90

### February (3-5, 3-5 OVC)

1	at Eastern Kentucky	* ESPN+	L, 57-70
6	Jacksonville State	* ESPN+	W, 76-72
8	Tennessee Tech	* ESPN+	L, 60-62
13	UT Martin	* ESPN+	W, 74-72
15	SIU Edwardsville	* ESPN+	W, 75-71
20	at Jacksonville State	* ESPN+	L, 58-65
22	at Tennessee Tech	* ESPN+	L, 62-71
27	Eastern Illinois	* ESPN+	L, 70-72
29	at UT Martin	* ESPN+	4 p.m.

All games are broadcast live on the radio at Real Rock 99.3 FM. All times Central and subject to change; \* - Denotes Ohio Valley Conference Game; ! - Cable Car Classic (Santa Clara, Calif.)

### Redhawks End Season Saturday

Southeast Missouri (7-23, 3-14) travels to UT Martin (8-20, 4-13) for its final game of the 2019-20 season Saturday. Tip-off is set for 4 p.m., CT, at the Elam Center.

### Follow the Redhawks

Fans can listen to Saturday's game live on the radio at Real Rock 99.3 FM. Erik Sean and will call the action. Video is available at ESPN+. Live stats can be accessed at UTMSports.com. Twitter updates provided @SEMOMBB.

### Series History

Southeast Missouri meets Eastern Illinois for the 56th time Thursday. EIU holds a 31-24 lead in the all-time series. The Redhawks won four of their last five matchups with the Panthers. EIU edged SEMO, 61-59, during the last meeting on Jan. 25 in Charleston.

### Season Finale

The Redhawks wrap up their 2019-20 season at UT Martin. Southeast Missouri and UTM face each other in a regular-season finale for the second time in three years. The last time SEMO ended a regular-season with a win was on Feb. 28, 2015 (89-65, vs. Austin Peay).

### Redhawks Eliminated from OVC Tournament

With its 71-62 loss to Tennessee Tech (Feb. 22), Southeast Missouri was eliminated from this year's eight-team Ohio Valley Conference Tournament. SEMO, UT Martin and SIU Edwardsville are officially out of the OVC Tournament race. The Redhawks last made the OVC Tournament in 2016-17.

## THIS IS SEMO

**Southeast Missouri** or **SEMO** is the preferred reference for Southeast Missouri State University athletic teams. Southeastern Missouri State is not an acceptable reference.



### February Update

The Redhawks are currently 3-4 in February. Southeast Missouri closes out its 2019-20 season with a home game against Eastern Illinois (Feb. 27) and road contest at UT Martin (Feb. 29) this week.

### Another Close One

Five of Southeast Missouri's last seven games were decided by four points or less. The Redhawks went 2-3 in those matchups. SEMO claimed both of their victories in the final minute of play during that stretch. The Redhawks overcame a six-point deficit in the last 46 seconds to beat UT Martin, 74-72, on Feb. 13. Two days later, SEMO took a 71-69 lead on a layup by Quatarrius Wilson with 48 seconds left and then scored four of the game's last six points to beat SIU Edwardsville, 75-71, on Feb. 15.

### Last Time Out

For the second time this season, Southeast Missouri lost to Eastern Illinois by two points. The Redhawks fell short in a 72-70 loss to the Panthers in their final home game of the season Thursday. SEMO trailed, 38-26, at halftime, but battled back to take a 68-67



## 2019-20 SOUTHEAST MISSOURI BASKETBALL NOTES / UT MARTIN

lead on Skyler Hogan's layup with 2:07 left to play. The Redhawks later pulled within a point on a layup by Alex Caldwell and had the ball with 4.5 seconds remaining. Caldwell, however, missed a baseline jumper as time expired. Caldwell got both of the final shots off against EIU this year.

### Wilson Delivers

Quatarrius Wilson has scored double figures in five-straight games. Wilson is recently coming off a season-high 19-point effort against Eastern Illinois (Feb. 27). He is now averaging 7.1 points a game.

### Hogan Steps Up

Skyler Hogan has also scored double-digits in five-consecutive games. Hogan most recently dropped in 14 points against Eastern Illinois (Feb. 27). It marked the 30th double-digit scoring game in Hogan's career.

### Caldwell Sparks Comeback

The Redhawks trailed, 70-64, with 42 seconds left against UT Martin (Feb. 13) when Alex Caldwell banked in a 3-pointer, was fouled and completed a 4-point play to pull Southeast Missouri within two. Fourteen seconds later, Caldwell knocked down another 3-pointer to close UTM's lead to 72-71. He finished with 14 points and scored seven in the last 36 seconds of the contest to propel the Redhawks to victory.

### Ray Back with Team

After not coaching for two games due to the flu, head coach Rick Ray returned to the sidelines at Jacksonville State (Feb. 20) and Tennessee Tech (Feb. 22). Keith Pickens was the acting head coach for the UT Martin (Feb. 13) and SIU Edwardsville (Feb. 15) games in Ray's absence.

### Gable Approaching 100 Threes

Isaiah Gable, who scored a season-high 13 points at Tennessee Tech (Feb. 22), is approaching 100 three-pointers made in his career. Gable has made 92 threes and ranks third on the team with 28 three-pointers made this year.

## 2019-20 SOUTHEAST MISSOURI REDHAWKS

No.	Name	Pos.	Ht.	Wt.	Cl.	Yr.	Hometown (High School/College)
0	Alex Caldwell	G	6-0	160	So.	2nd	Columbia, S.C. (Wilson)
2	Jordan Love	G	6-5	180	Fr.	2nd	Durham, N.C. (Voyager Academy)
3	Skyler Hogan	G	6-5	205	Sr.	5th	Melbourne, Fla. (Holy Trinity Episcopal/Embry-Riddle)
4	Oscar Kao	G	6-0	170	Jr.	3rd	Tapei, Taiwan (Songshan/Marshalltown CC)
5	Chris Harris	G	6-3	205	Jr.	3rd	Antioch, Ill. (Lake Forest Academy/John A. Logan College)
10	Quatarrius Wilson	F	6-8	215	Sr.	5th	Mobile, Ala. (Gardendale/McNeese State)
11	DQ Nicholas	G	6-1	180	Fr.	1st	Atlanta, Ga. (Scotland Prep School (Pa.))
12	Evan Morrison *	F	6-6	190	Jr.	3rd	Lee's Summit, Mo. (Kansas City East Christian Academy/John Wood CC)
13	Isaiah Gable	F	6-7	200	Jr.	3rd	Greenville, Ohio (Greenville)
15	Nana Akenten #	G	6-6	215	Jr.	3rd	Bolingbrook, Ill. (Bolingbrook/Nebraska)
20	Jakob Medina *	G	6-2	175	Fr.	1st	Chicago, Ill. (St. Patrick)
23	Sage Tolbert	F	6-8	210	So.	2nd	Richmond, Texas (Combine Academy (Charlotte, N.C.))
25	Nygal Russell	G	6-4	205	So.	3rd	Houston, Texas (ASPIRE Academy (Louisville, Ky.))
44	Darrius Agnew	F	6-8	220	Jr.	3rd	Starkville, Miss. (Starkville/East Mississippi CC)

\* Walk-on

# Will sit out the season due to NCAA Division I transfer regulations

**Head Coach:** Rick Ray, Fifth Year (Grand View College, 1994)

**Assistant Coach:** Keith Pickens, Second Year (Missouri State, 2013)

**Assistant Coach:** Tarrance Crump, First Year (Purdue, 2008)

**Assistant Coach:** Jason Owens, First Year (Siena Heights, 2006)

**Director of Operations:** Al Myers, Second Year (Wichita State, 1992)

**Graduate Assistant:** Mark Laros, First Year (Southeast Missouri, 2019)

### Pronunciations

Nana Akenten.....na-nuh uh-ken-ten  
 Oscar Kao.....cow  
 Mark Laros.....lair-ohs  
 Nygal Russell.....nye-juhl

### Breakdown by Class

Seniors.....2  
 Juniors.....6  
 Sophomores.....3  
 Freshmen.....3



## 2019-20 OHIO VALLEY CONFERENCE STANDINGS (AS OF FEB. 27, 2020)

	OVC					Overall					
	Record	Pct.	Home	Away	Streak	Record	Pct.	Home	Away	Neutral	Streak
Belmont	14-3	0.824	8-1	6-2	W9	23-7	0.767	13-1	10-5	0-1	W9
Murray State	14-3	0.824	8-0	6-3	W2	21-8	0.724	14-0	6-6	1-2	W2
Austin Peay	14-3	0.824	9-0	5-3	W1	20-10	0.667	14-0	5-9	1-1	W1
Eastern Kentucky	11-6	0.647	6-2	5-4	L2	14-16	0.467	9-4	5-10	0-2	L2
Tennessee State	9-8	0.529	6-2	3-6	W1	17-13	0.567	11-2	4-11	2-0	W1
Eastern Illinois	8-9	0.471	7-2	1-7	W3	15-14	0.517	10-2	4-11	1-1	W3
Morehead State	7-10	0.412	6-3	1-7	L1	13-17	0.433	11-4	2-13	0-0	L1
Jacksonville State	7-10	0.412	3-5	4-5	L1	12-18	0.400	7-6	4-11	1-1	L1
Tennessee Tech	6-11	0.353	4-5	2-6	L1	9-21	0.300	6-8	3-11	0-2	L1
SIU Edwardsville	5-12	0.294	2-6	3-6	W1	8-22	0.267	4-9	4-13	0-0	W1
UT Martin	4-13	0.235	3-5	1-8	L3	8-20	0.286	5-6	2-12	1-2	L3
Southeast Missouri	3-14	0.176	3-6	0-8	L3	7-23	0.233	6-7	0-15	1-1	L3





## 2019-20 SOUTHEAST MISSOURI BASKETBALL NOTES / UT MARTIN

### Looking for First Road Win

Southeast Missouri is 0-15 in true road games this season and has dropped 17-straight road contests dating back to last year. The Redhawks last road win was an 88-79 victory at Eastern Illinois on Feb. 16, 2019.

### Close Games

Southeast Missouri has played nine games that were decided by four points or less this season. The Redhawks are 5-4 in those contests.

### Caldwell Surpasses 500 Points

Guard Alex Caldwell went over 500 points in his career when he scored 14 against UT Martin (Feb. 13). Caldwell, Southeast Missouri's leading scorer with 11.7 points per game this season, tops the Redhawks with 19 double-digit scoring performances in 2019-20. He became the second player on this year's team to hit the career 500-point mark joining Skyler Hogan (594). Caldwell presently has 558 points.

### Super Slam

Sage Tolbert scored 14 points against Jacksonville State (Feb. 6). Tolbert had five dunks in the game for 10 of his points. He leads the team with 15 dunks this year.

### Strong to the Finish

The Redhawks shot a season-best 56.9 percent (29-of-51) from the field against Jacksonville State (Feb. 6). It marked the fourth time this year where the Redhawks shot 50 percent or better from the floor.

### Russell Goes for New Career-High

Nygal Russell scored a career-high 21 points against Tennessee Tech (Feb. 8) becoming the third player to score 20 or more points in a game this season. Russell made 8-of-11 field goals and a perfect 4-of-4 three-pointers in 30 minutes off the bench. It marked the fifth time in his last eight games where Russell scored double figures.

### Tolbert Rolls

Forward Sage Tolbert scored 16 points and led Southeast Missouri with nine rebounds against UT Martin (Feb. 13). Tolbert has scored double figures in five of his last eight games. He has pulled down eight or more rebounds in 11 games this year.

### Huge Stop

Freshman DQ Nicholas stole the ball when UT Martin inbounded the ball under Southeast Missouri's basket. Nicholas then passed to Skyler Hogan for a layup to give the Redhawks their first lead of the game at 73-72 with 24 seconds left. Nicholas later split a pair of free

### 2019-20 STATS COMPARISON

SEMO	UTM
7-23.....Record .....	8-20
3-14.....Conference Record.....	4-13
65.9.....Points Per Game.....	75.2
74.0.....Opp. Points Per Game.....	82.3
-8.1.....Scoring Margin .....	-7.0
.416.....Field Goal Percentage.....	.452
.470.....Opp. Field Goal Percentage.....	.496
.321.....3-Point Field Goal Percentage.....	.340
.368.....Opp. 3-Point Field Goal Percentage.....	.388
.693.....Free Throw Percentage.....	.756
.695.....Opp. Free Throw Percentage.....	.688
33.2.....Rebounds Per Game .....	33.2
36.2.....Opp. Rebounds Per Game.....	35.7
-3.0.....Rebounding Margin .....	-2.5
11.1.....Assists Per Game.....	12.0
13.5.....Turnovers Per Game .....	18.4
-0.8.....Turnover Margin.....	-0.5
2.1.....Blocks Per Game .....	2.8
5.3.....Steals Per Game.....	5.1

### THIS WEEK'S SCHEDULE/RESULTS

#### Thursday, February 27

Belmont 65, Tennessee Tech 62

Murray State 74, Eastern Kentucky 62

**Eastern Illinois 72, Southeast Missouri 70**

Tennessee State 65, Jacksonville State 55

SIU Edwardsville 90, UT Martin 75

Austin Peay 67, Morehead State 58

#### Saturday, February 29

Eastern Illinois at SIU Edwardsville, 2 p.m., CT

**Southeast Missouri at UT Martin, 4 p.m., CT**

Morehead State at Eastern Kentucky, 6 p.m., CT

Tennessee Tech at Jacksonville State, 7 p.m., CT

Austin Peay at Murray State, 7 p.m., CT

Belmont at Tennessee State, 7:30 p.m., CT

### SOUTHEAST MISSOURI PROBABLE STARTERS



**0**

Alex Caldwell  
G / 6-0 / 160 / So.  
Columbia, S.C.


11.7 ppg, 2.3 rpg,  
2.9 apg



**3**

Skyler Hogan  
G / 6-5 / 205 / Sr.  
Melbourne, Fla.

9.2 ppg, 4.3 rpg,  
0.9 apg



**10**

Quatarrius Wilson  
F / 6-8 / 215 / Sr.  
Mobile, Ala.

7.1 ppg, 5.5 rpg,  
1.0 apg



**23**

Sage Tolbert  
F / 6-8 / 210 / So.  
Richmond, Texas

9.4 ppg, 6.8 rpg,  
1.0 apg



**25**

Nygal Russell  
G / 6-4 / 205 / So.  
Houston, Texas

6.3 ppg, 2.9 rpg,  
1.4 apg



## 2019-20 SOUTHEAST MISSOURI BASKETBALL NOTES / UT MARTIN

### HONORS & AWARDS

#### OVC Freshman of the Week

DQ Nicholas, G, Dec. 9

### 2019-20 OVC PRESEASON POLL

#### Team (First-Place Votes)

Belmont (17) .....	237
Murray State (7) .....	223
Jacksonville State .....	187
Austin Peay.....	180
UT Martin.....	154
Eastern Kentucky.....	128
Eastern Illinois.....	124
Morehead State.....	113
Tennessee State.....	90
SIU Edwardsville.....	63
Southeast Missouri.....	49
Tennessee Tech.....	36

### 2019-20 PRESEASON ALL-OVC TEAM

#### Name, Position, School

Jomaru Brown, G, Eastern Kentucky  
 Tevin Brown, G, Murray State  
 Jr. Clay, G, Tennessee Tech  
 Darnell Cowart, F, Murray State  
 Quintin Dove, F, UT Martin  
 Grayson Murphy, G, Belmont  
 Nick Muszynski, C, Belmont  
 Craig Randall II, G, UT Martin  
 Terry Taylor, G/F, Austin Peay  
 Jordan Walker, G, Morehead State  
 Josiah Wallace, G, Eastern Illinois

#### Preseason Player of the Year

Terry Taylor, G/F, Austin Peay

throws to put the finishing touches on SEMO's 74-72 victory.

#### Tolbert Clears 300 Rebounds

Southeast Missouri's leading rebounder, Sage Tolbert surpassed 300 rebounds in his career at Eastern Kentucky (Feb. 1). Tolbert pulled down a career-high 17 boards against the Colonels. He has 131 offensive rebounds and 230 defensive boards for a total of 361 to date. He is averaging 6.8 rebounds a game this year.

#### Love Produces

Redshirt-freshman Jordan Love scored double figures in two of his last four games. Love made his first career start at Morehead State (Jan. 30). He scored 14 points, hitting four field goals, two 3-pointers and a perfect 4-of-4 free throws in 29 minutes. Love followed that up with 12 points two days later at Eastern Kentucky (Feb. 1). Most recently, Love scored five points and made a big layup after Jacksonville State pulled within three to help SEMO hang on for its first conference win.

#### Caldwell Notches 29 Points

Alex Caldwell poured in a career-high 29 points at Morehead State (Jan. 30), the most points in a game by any Redhawk this season. Caldwell scored 22 of his points in the second half. It was his second-straight game with 20 or more.

#### Russell Sees Double Again

Nygal Russell came off the bench to score 16 points at Morehead State (Jan. 30) and added 10 points at Eastern Kentucky (Feb. 1). Russell now has seven double-digit scoring games this season.

#### OVC Member

Southeast Missouri is in its 29th season as a member of the Ohio Valley Conference. SEMO first joined the league when it moved to NCAA Division I in 1991-92. The Redhawks are 190-297 all-time in OVC play. SEMO last had a winning OVC record in 2016-17 (9-7).

#### Redhawks Score Season High

The Redhawks scored a season-high 91 points against Murray State (Jan. 18). Southeast Missouri had scored no more than 79 points in its first 18 games of 2019-20.

#### Redhawks Give Racers All They Can Handle

The Redhawks played their best game of the season to date in a close 96-91 overtime loss to rival Murray State (Jan. 18). SEMO and MSU exchanged leads nine times and there were 10 ties in the game. The Redhawks trailed by 17 (37-20) with 3:51 remaining in the first half before closing out the opening stanza on a 20-4 run to pull to within a point (41-40) at the intermission. SEMO led in the second half all the way until Tevin Brown's 3-pointer regained a 73-71 edge for the Racers at the 3:04 mark. Brown then made two free throws to send the game to overtime.

#### All 30

Forward Sage Tolbert is the only player who has started all 30 games for Southeast Missouri this year. Tolbert logged 38-consecutive starts dating back to last season.

#### Redhawks Drop Heartbreaker

The Redhawks led for over 33 minutes and played well against Tennessee State (Jan. 11), but came up just short in the final seconds. TSU overcame a 16-point deficit behind a 21-point effort from Carlos Marshall. Marshall also grabbed an offensive rebound and scored the game-winning layup with six seconds left. TSU did not take the lead until Michael Littlejohn's 3-pointer with 2:28 remaining. SEMO had one final possession, but didn't get a shot off. The Redhawks also went the final 9:30 of the contest without a field goal. SEMO has had four games decided by two or less points this season.

#### Caldwell Sees Doubles

Alex Caldwell scored double figures for the sixth-straight game when he dropped in 15 off the bench against Tennessee State (Jan. 11). Caldwell made 5-of-11 field goals in 28 minutes. He missed his first start of the season against Belmont (Jan. 9) after not practicing the week



## 2019-20 SOUTHEAST MISSOURI BASKETBALL NOTES / UT MARTIN

due to illness. Caldwell's six-game double-digit scoring streak was the longest of his career and the longest of any Redhawk in 2019-20.

### Leading at the Half

Southeast Missouri held its biggest halftime lead of the season when it built a 43-30 advantage against Jacksonville State (Feb. 6). SEMO is 5-2 in games where it leads at halftime.

### Nicholas Paves the Way

Freshman DQ Nicholas led Southeast Missouri in scoring for the sixth time this season when he scored 21 points against Murray State (Jan. 18). Nicholas is the Redhawks third-leading scorer in Ohio Valley Conference play with 9.1 points a game.

### Kao Reaches Career-High

Guard Oscar Kao established a new career-high in scoring with 15 points against Belmont (Jan. 9). Kao, who started his second-straight game, shot 5-of-10 from the field and a perfect 4-of-4 at the free throw line. It was the second time he scored double figures in his career.

### Redhawks End Non-Conference Play

Southeast Missouri ended non-conference play with a 74-59 home victory over Missouri Baptist (Dec. 29). The Redhawks finished with a 4-9 record against non-league foes with eight of those losses outside of Cape Girardeau.

### Three in Double Figures

The Redhawks had three or more players finish with double figures in the scoring column for the 20th time this season vs. Eastern Illinois (Feb. 27). Quatarrius Wilson scored 19 points, Sage Tolbert had 16 points and Skyler Hogan had 14.

### Redhawks at Home

The Redhawks finished with a 6-7 record at the Show Me Center this season. Southeast Missouri posted home wins over Purdue Fort Wayne (79-78, Nov. 10), Missouri S&T (72-71, Nov. 22), Missouri Baptist (74-59, Dec. 29), Jacksonville State (76-72, Feb. 6), UT Martin

(74-72, Feb. 13) and SIU Edwardsville (75-71, Feb. 15).

### OVC Openers

With its 78-53 loss at Austin Peay (Jan. 2), Southeast Missouri dropped to 10-19 all-time in Ohio Valley Conference openers. The Redhawks are 1-4 in conference openers under head coach Rick Ray.

### Redhawks Get Win Over Missouri Baptist

After scoring 50 points or less in three-straight games, Southeast Missouri regrouped to score 74 in its latest win over Missouri Baptist (Dec. 29). It marked SEMO's fifth time scoring over 70 points this year. The 74 points also rank as the Redhawks third-most in a game thus far.

### Defense Plays Well

Southeast Missouri held an opponent to just one 3-pointer made for the second time this season when Missouri Baptist (Dec. 29) finished at 1-of-14 from beyond the arc. SEMO allowed just 59 points, its second-fewest in a game this season.

### Largest Margin of Victory

The Redhawks tied their largest margin of victory this season with their 74-59 win over Missouri Baptist (Dec. 29). Southeast Missouri has posted two of its four wins by double figures this year. SEMO also ended the month of November with a 15-point victory (66-51) over Denver on Nov. 30.

### Redhawks Go Cold

The Redhawks started strong out of the gate against longtime rival Southern Illinois (Dec. 21). Southeast Missouri went on a 12-2 run in the first six minutes, but then missed its next 13 field goals and went scoreless for 11:21. SIU scored 26 unanswered points during the Redhawks cold spell. The 64-45 loss marked SEMO's fifth by double figures this season.

## SHOW ME CENTER INFORMATION

### Photographers

Photographers working the floor level at the Show Me Center are required to shoot from behind the dash lines along the baselines and must sit on the floor in those areas. The Director of Strategic Communications may identify other positions off the court where photographers may work, provided the view is not blocked for fans. At no time may photographers work directly from behind the official scorer's table and team benches, and in front of any courtside signage. No tripods may be placed on or beside the court.

### Postgame Procedure

All interview requests for Southeast student-athletes must be made to a member of the Southeast Missouri Strategic Communications staff prior to the end of each game. Student-athletes will be escorted to postgame press conferences in the front meeting rooms of the Show Me Center. Media representatives are not allowed in the dressing room area. Redhawks head coach Rick Ray will address the media during press conferences after every game and the opposing head coach will be invited upon request. Ray will join press conferences immediately after his postgame radio obligation with the Redhawks Radio Network.

### Credentials

Credentials are required for entrance to the Show Me Center. To request season or single game credentials, please contact Southeast Missouri Assistant Director of Athletics for Strategic Communications Jeff Honza by phone (573) 651-2933 or email [jhonza@semo.edu](mailto:jhonza@semo.edu) / [redhawk1@me.com](mailto:redhawk1@me.com). Credentials can be picked up at the NCAA pass gate located inside the main entrance of the Show Me Center.

### Press Row

Media will be issued assigned seats course side on the north side of the Show Me Center. Press row is reserved for working media only. Professional decorum is expected at all times. Cheering or outward expression is strictly prohibited.

### Gameday Information

Game notes, rosters, statistics and other information is available on press row and in the media workroom at the Show Me Center on gamedays. Weekly releases will be published online at [GoSoutheast.com](http://GoSoutheast.com).

### Phone Lines

One phone line will be provided to the visiting team's official radio station courtesy of the Redhawks Radio Network. If additional phone lines are needed, they must be secured by calling (573) 651-2275 at least one week in advance.

### Wireless Internet

The Show Me Center is equipped with wireless internet. Please see a member of the Southeast Missouri Strategic Communications staff for login information.



## 2019-20 SOUTHEAST MISSOURI BASKETBALL NOTES / UT MARTIN

### Agnew Cracks Starting Lineup

East Mississippi Community College transfer Darrious Agnew scored double figures twice since joining the starting lineup on Dec. 7 (at Drake). Agnew scored 11 points and had four rebounds in his first start against the Bulldogs. Eight days later, he dropped in a season-high 17 points and pulled down six rebounds at Youngstown State (Dec. 15).

### Redhawks vs. Ranked Opponents

With its loss to #5 Ohio State (Dec. 17), Southeast Missouri dropped to 0-15 all-time against ranked opponents. Eight of those matchups were against Top-10 foes. SEMO's highest ranked opponent prior to this year was also from the Big Ten Conference -- #6 Illinois on Dec. 28, 2005.

### Quite an Experience

Although Southeast Missouri suffered its biggest loss of the season at #5 Ohio State (Dec. 17), the Redhawks did get the opportunity to play in the ninth-largest college basketball arena in the country. Value City Arena has a seating capacity of 19,049 and is the largest arena in the Big Ten Conference. Nationally, it ranks behind Syracuse's Carrier Dome (34,616), Kentucky's Rupp Arena (23,000), Louisville's KFC Yum! Center (22,090), North Carolina's Dean Smith Center (21,750), Tennessee's Thompson-Boling Arena (21,678), Georgetown's Capital One Arena (20,356), St. John's Madison Square Garden (19,812) and North Carolina State's PNC Arena (19,722). No SEMO basketball team had played in a bigger arena prior to this year. Tuesday's game drew an attendance of 13,177, the largest crowd the Redhawks played in front of since Dec. 4, 2016 -- 17,222 at Indiana's Assembly Hall.

### Strong Trip Home

Forward Isaiah Gable, the only player from Ohio on Southeast Missouri's roster, performed well in front of a large group of family and friends in his home state. Gable scored 10 points off the bench against both Youngstown State (Dec. 15) and #5 Ohio State (Dec. 17). He knocked down five 3-pointers in those contests, including a season-high three

against the Penguins. Gable is from Greenville, Ohio which is just under 100 miles from Columbus.

### Nicholas Nabs First OVC Honor

Southeast Missouri guard DQ Nicholas was named Ohio Valley Conference Co-Freshman of the Week on Dec. 9. A native of Atlanta, Georgia, Nicholas had a strong week for the Redhawks averaging 14 points and 4.5 rebounds in two games. He scored 21 points and made a perfect 14-of-14 free throws at Abilene Christian (Dec. 5). Nicholas scored 16 points and made all 14 of his free throws in the second half of that game. He then added seven points and five rebounds two days later at Drake (Dec. 7). Nicholas has scored over 20 points a team-high two times this year.

### Strong Showing

After averaging under five 3-pointers made per game (4.6) through its first eight contests of the 2019-20 campaign, Southeast Missouri drained a season-best 10-of-19 treys at Drake (Dec. 7). The Redhawks heated up to shoot 52.6 percent from long range for the game and 54.5 percent (6-of-11) in the first half alone.

### Perfect at the Free Throw Line

Freshman DQ Nicholas went a perfect 14-of-14 at the free throw line at Abilene Christian (Dec. 5). Nicholas led the Redhawks with a game-high 21 points, his second 20-point performance this season. He scored 16 of his points in the second half. Nicholas was the first Southeast Missouri player to make 14 free throws in a game since Denzel Mahoney went 14-of-15 and scored 34 points vs. Tennessee State (Mar. 1, 2017).

### Solid Offense

Southeast Missouri scored 73 points against Drake, at the time, the most in the Knapp Center of any opponent this season on Dec. 7. The Bulldogs, who were Co-Missouri Valley Conference Champions in 2018-19, did not allow more than 58 points in their first five home games before hosting the Redhawks. SEMO led Drake for over 30 minutes in that game.

### Knocking Them Down

The Redhawks made 21-of-22 free throws in the second half against Abilene Christian (Dec. 5). Southeast Missouri finished shooting a season-best 85.7 percent (24-of-28) at the free throw line in that game.

### Double-Digit Scorers

Southeast Missouri enters the weekend with one player averaging double figures in the scoring column with a minimum of three games played. Alex Caldwell is averaging 11.7 points a game behind guard Chris Harris (15.5 ppg in two games), who is out for the season with a knee injury.

### Caldwell Named to Cable Car Classic All-Tournament Team

Sophomore guard Alex Caldwell was named to this year's Cable Car Classic All-Tournament Team. Caldwell averaged 14.3 points, two rebounds, two assists and 3.3 steals per game in three starts during the tournament. He also went a perfect 10-of-10 at the free throw line and scored double figures in all three contests.

### Nice Defense

The Redhawks held Denver to just 51 points in their 66-51 victory on Nov. 30. It was the lowest point total Southeast Missouri held an opponent to since Chattanooga scored 42 against the Redhawks on Nov. 17, 2018. SEMO also limited the Pioneers to only 1-of-16 from 3-point range.

### Double-Doubles

Southeast Missouri has a total of seven double-doubles this season. Sage Tolbert has four and Quatarrius Wilson has three.

**Quatarrius Wilson, 12 points, 13 rebounds**  
at Vanderbilt (Nov. 6)

**Sage Tolbert, 13 points, 10 rebounds**  
vs. Cal State Fullerton (Nov. 27)

**Quatarrius Wilson, 10 points, 11 rebounds**  
vs. Denver (Nov. 30)

**Sage Tolbert, 11 points, 11 rebounds**  
vs. Missouri Baptist (Dec. 29)

**Sage Tolbert, 19 points, 17 rebounds**  
at Eastern Kentucky (Feb. 1)

**Quatarrius Wilson, 16 points, 12 rebounds**  
at Tennessee Tech (Feb. 22)



## 2019-20 SOUTHEAST MISSOURI BASKETBALL NOTES / UT MARTIN

**Sage Tolbert, 16 points, 14 rebounds**  
vs. Eastern Illinois (Feb. 27)

### About UT Martin

Like Southeast Missouri, UT Martin also won't be heading to this year's Ohio Valley Conference Tournament. UTM is one spot ahead of SEMO in the OVC standings with an overall record of 8-20 and 4-13 in the conference. Quintin Dove and Parker Stewart are the Skyhawks top scoring threats. Dove leads the team with 20 points per game and Stewart follows with 19.2 points per contest. UTM is last in the conference in scoring defense with 82.3 points per game allowed.

### Redhawks Get First Win

Southeast Missouri picked up its first win of the season with a gritty performance against Purdue Fort Wayne (Nov. 10). SEMO saw a 15-point lead disappear, but made some big defensive stops and a clutch shot down the stretch to beat the Mastodons, 79-78.

### Nicholas Drops in 24

Freshman guard DQ Nicholas became the first Southeast Missouri player to score over 20 points in a game when he dropped in a game-high 24 against The Citadel (Nov. 19). Nicholas made 9-of-16 field goals and 5-of-6 free throws.

### Home-Opening Win

With their 79-78 victory over Purdue Fort Wayne (Nov. 10), the Redhawks improved to 23-6 all-time in home-openers since joining the NCAA Division I ranks in 1991-92. Southeast Missouri opened its home slate with a win for the seventh time in eight years and has posted victories in 14 of its last 17 home-opening dates. The Redhawks won their fourth-straight home-opener under head coach Rick Ray.

### Harris Out for Season

Chris Harris, who opened his Southeast Missouri career with back-to-back double-digit scoring games and drained a game-winning 3-pointer to give the Redhawks their first victory of the season (vs. Purdue Fort Wayne), is out for the season with a knee injury. Harris initially sustained his injury during practice prior to SEMO's matchup with The Citadel (Nov. 19). He averaged 15.5 points per game and was SEMO's leading scorer in each of the first two games of the 2019-20 campaign. Harris underwent surgery on Jan. 6.

### Mr. Double-Double

Qatarrius Wilson registered the 16th double-double of his college career and second in a Southeast Missouri uniform when he finished with 10 points and 11 rebounds vs. Denver (Nov. 30). Wilson previously had a Southland Conference leading 14 double-doubles during the 2017-18 season at McNeese State.

### Division I Debuts

Five players, including guard Chris Harris, forwards Darrious Agnew and Evan Morrison, and guards DQ Nicholas and Jordan Love made their NCAA Division I debuts in 2019-20. Harris, who is currently out with a knee injury, averaged 15.5 points per game in his first two contests.

### Welcome to Division I Basketball

Six of the 15 players on Southeast Missouri's 2019-20 roster never played NCAA Division I basketball. DQ Nicholas, Jordan Love, Chris Harris, Evan Morrison, Jakob Medina and Darrious Agnew formed that group entering the year. Nicholas, Harris, Agnew, Love and Morrison have played so far this season.

### Owens and Crump Join Coaching Staff

Southeast Missouri added assistant coaches Tarrance Crump and Jason Owens to its staff in June. Crump spent three years as an assistant coach at fellow Ohio Valley Conference member SIU Edwardsville (2016-18). SEMO head coach Rick Ray coached Crump when he was a student-athlete at Purdue. Owens joined the Redhawks after

working two years as an assistant coach on Kim Anderson's staff at Pittsburg State.

### Worth Noting

Of the 353 NCAA Division I men's basketball programs in the nation and discounting the Historically Black Colleges and Universities, Southeast Missouri is one of only five programs that have full-time coaching staffs comprised entirely of African-Americans. SEMO joins Georgetown, North Carolina State, Houston and Detroit Mercy

### Fifth Year for Ray

Rick Ray is in his fifth year as head coach at Southeast Missouri. The Redhawks finished their 2018-19 season with an overall record of 10-21 and 5-13 Ohio Valley Conference mark. Prior to his first head coaching job at Mississippi State, Ray made the NCAA Tournament as an assistant coach with three different programs, including Purdue, Clemson and Indiana State.

### Roster Makeup

The Redhawks 2019-20 roster consists of 14 players, including two seniors, six juniors, three sophomores and three freshmen. Southeast Missouri has a total of six newcomers on this year's squad. SEMO's roster is comprised of players from nine different states (Alabama, Florida, Georgia, Illinois, Mississippi, Missouri, North Carolina, Ohio, South Carolina).



## HEAD COACH RICK RAY



- ▶ Head Coach
- ▶ Fifth Year
- ▶ Grand View College, 1994

## RICK RAY

**R**ick Ray is in his fifth year as head coach at Southeast Missouri.

SEMO concluded its 2018-19 campaign with an overall record of 10-21 and 5-13 in the Ohio Valley Conference.

The Redhawks return three starters from last year's team which ranked second in the OVC in 3-point field goal percentage defense (.320), third in 3-point field goals made (8.6 per game) and fourth in 3-point field goal percentage (.370). SEMO also tied for fourth in defensive rebounding percentage (.717) and rated fifth in defensive rebounds (25.7 rpg).

The year before, SEMO finished its 2017-18 season with an overall record of 14-17 and 8-10 mark in the OVC. The Redhawks were seventh in the league standings, three spots ahead of where they were picked in the preseason poll.

The Redhawks drained a single-season school record 289 three-pointers in Ray's third year as head coach. SEMO made 10 or more 3-pointers in 15 contests and led the OVC with a .392 three-point field goal percentage.

Guards Denzel Mahoney and Ledarrius Brewer represented SEMO on the 2017-18 All-Ohio Valley Conference teams.

Mahoney earned first-team honors, while Brewer secured All-Newcomer accolades.

Ray led SEMO to a +10 increase in the win column as the Redhawks were the 22nd Most Improved Team in NCAA Division I Basketball during the 2016-17 season. SEMO finished at 15-18 and second in the OVC West Division with a 9-7 record after going 5-24 and placing last in the league in 2015-16.

SEMO made its 15th all-time OVC Tournament appearance with Ray winning the first game he coached at the event when the Redhawks erased a 14-point deficit to beat Tennessee State in overtime.

Statistically, SEMO made huge strides from the previous season. The Redhawks ranked among the top-five in the OVC in several categories, including steals (1st, 7.7), assist/turnover ratio (5th, 1.1) and 3-point field goals made (5th, 8.0). SEMO made its biggest jump from the 2015-16 season in turnover margin (8th to 1st), 3-point field goal percentage (last to 2nd) and free throw percentage (last to 2nd). Nationally, the Redhawks went from 331st to 49th in free throw percentage and 336th to 59th in total 3-point field goals made, while improving in many other areas during

the 2016-17 campaign.

Additionally, Ray coached a pair of All-OVC selections in guards Antonius Cleveland and Mahoney. Cleveland, who earned first-team honors, became the first SEMO player to make the national College Slam Dunk Championship. Cleveland most recently re-signed with the Dallas Mavericks on a two-way contract with the Texas Legends (NBA G League).

Mahoney was the league's Freshman of the Year, a second-team pick, All-Newcomer selection and OVC All-Tournament Team honoree. It was the first time the Redhawks had multiple All-OVC selections since 2013-14 (Tyler Stone, Jarekious Bradley).

Following the 2016-17 campaign, Ray received a two-year contract extension that runs through the 2020-21 season.

Ray was introduced as the 20th head coach in SEMO men's basketball history on April 13, 2015. He is the first African-American head coach in the 112-year history of the program.

A tireless worker, Ray is structuring his program to achieve success both on the court and in the classroom.

SEMO posted a 3.31 GPA during Summer, 2019. The Redhawks had seven players obtain a 4.0 GPA and 12 achieve a 3.0 or higher mark.

In his first summer on the job, Ray challenged his players to excel academically and they did so by accumulating a 3.38 grade point average, the program's highest in a summer term.

Twelve of the 15 players enrolled in summer classes

posted a 3.0 or higher GPA. To take it even further, Ray convinced other players to remain on campus and finish what they started. As a result, seven players graduated. Nino Johnson, Jarekious Bradley, Darrian Gray and J.J. Thompson, along with former players Corey Wilford, Waylon Jones and Dainmon Gonner all earned their bachelor degrees.

The next summer, the Redhawks recorded a 3.33 GPA with six players achieving a 4.0 and 11 notching a 3.0 or higher GPA.

In Fall, 2017, SEMO's men's basketball team made the biggest improvement of all Redhawk athletic teams from the previous Fall, 2016 semester when it raised its grade point average .613 points to a 3.08. That fall, the basketball team was the only men's sport that registered a 3.0 GPA.

Ray's 2015-16 team was the first to play in a newly-renovated Show Me Center, which has served as home to Redhawk Basketball since 1987.

One of the best basketball arenas in the OVC, the Show Me Center received a new state-of-the-art center-hung video board, brand new telescopic seating, a new exterior roof and additional improvements to lighting and sound systems. All renovations were completed for the 2015-16 campaign.

Prior to SEMO, Ray spent three seasons as head coach at Mississippi State. He led the Bulldogs to a 2-2 mark in the SEC Tournament, including an upset win against Vanderbilt in 2013-14. Ray helped the development of two All-SEC



## HEAD COACH RICK RAY

freshmen in Craig Sword and Gavin Ware, as his recruiting classes received national attention. In addition, Ray had a 100 percent graduation rate during his tenure at MSU.

Certainly no stranger to NCAA postseason play, Ray has been an assistant at three different institutions that enjoyed success at the highest level.

Before arriving in Starkville, Mississippi, Ray spent two seasons at Clemson, where he was associate head coach to Brad Brownell. Ray also spent four successful years on the staff of Matt Painter at Purdue. He began his Division I coaching career at Indiana State, serving seven seasons.

All three programs participated in the NCAA Tournament. While at Clemson coaching in the highly-competitive Atlantic Coast Conference, the Tigers won 38 games during Ray's two-year stint as associate head coach. In 2010-11, the Tigers finished the year with a 22-12 overall record and 9-7 mark in the ACC en route to making the NCAA Tournament for the fourth-straight season. Clemson advanced to the second round of the tournament that year.

Ray was an assistant coach from 2006-10 under Painter at Purdue, where the Boilermakers won 103 games during his first four years on staff, including 15 victories over Top 25 competition. During his tenure, Purdue advanced to the NCAA Tournament each season and made the Sweet 16 his last two years there.

In 2009, the Boilermakers won the Big Ten Tournament and

secured a No. 5 seed in the NCAA Tournament. A year later, Ray helped the Boilermakers to 29 wins, tied for the most in Purdue history for a single season. Purdue earned a No. 4 seed and lost in the round of 16 to eventual NCAA champion Duke during the 2010 NCAA Tournament.

Ray was part of the 2006-07 Purdue staff that signed arguably the top class in school history, a group that was rated No. 5 nationally by Scout.com and No. 6 by Rivals.com. That class included All-Americans Robbie Hummel and JaJuan Johnson and current NBA player E'Twaun Moore.

While at Purdue, Ray was on Painter's staff that also included Cuonzo Martin (Missouri head coach), and Paul Lusk (former Missouri State head coach).

Ray coached at Missouri Valley Conference member Indiana State for a period of seven years (1997-2004), helping ISU to consecutive 20-win seasons and NCAA Tournament appearances in 1999-2000 and 2000-01. In 1999-2000, the Sycamores compiled a 14-4 record in the MVC and won the regular season title. ISU then won the MVC Tournament the following season. The Sycamores later upset No. 4 seed Oklahoma in the first round of the 2001 NCAA Tournament. In addition, Ray was part of the ISU staff that defeated perennial power Indiana in back-to-back seasons.

Following his time at ISU, Ray spent two seasons (2004-06) as an assistant coach and recruiting coordinator at Northern

Illinois. In 2005-06, the Huskies were regular season Western Division champions in the Mid-American Conference for the first time in school history with a 17-11 overall record and 12-6 ledger in the MAC.

Ray began his coaching career as a graduate assistant at the University of Nebraska-Omaha, a Division II program. He helped orchestrate a seven-win turnaround during his second season in 1996-97.

A standout player for Grand View College (Iowa), Ray was an All-American Scholar-Athlete and honorable mention all-conference performer in 1993.

He earned his undergraduate

degree in applied mathematics and secondary education from Grand View in 1994. Ray received his master's degree in athletic administration from Nebraska-Omaha in 1997.

Those type of heralded credentials helped Ray make the transition to head coach.

In 2013, he was the recipient of Grand View's Distinguished Alumni Award.

Born in Gardena, California, Ray moved to Kansas City, Kansas with his family when he was six years old.

Ray and his wife, Breyana, have two sons, Deacon and Mason, and a daughter, Katriece.





## RICK RAY YEAR-BY-YEAR RECORDS

<u>Year</u>	<u>School</u>	<u>Assignment</u>	<u>Record</u>	<u>Conference</u>	<u>Postseason</u>
1995-96	Nebraska-Omaha	Graduate Assistant	-	-	-
1996-97	Nebraska-Omaha	Graduate Assistant	-	-	-
1997-98	Indiana State	Assistant Coach	16-11	10-8	-
1998-99	Indiana State	Assistant Coach	15-12	10-8	-
1999-00	Indiana State	Assistant Coach	22-10	14-4	NCAA Tournament First Round
2000-01	Indiana State	Assistant Coach	22-12	10-8	NCAA Tournament Second Round
2001-02	Indiana State	Assistant Coach	6-22	4-14	-
2002-03	Indiana State	Assistant Coach	7-24	2-16	-
2003-04	Indiana State	Assistant Coach	9-19	5-13	-
2004-05	Northern Illinois	Assistant Coach	11-17	7-11	-
2005-06	Northern Illinois	Assistant Coach	17-11	12-6	-
2006-07	Purdue	Assistant Coach	22-12	9-7	NCAA Tournament Second Round
2007-08	Purdue	Assistant Coach	25-9	15-3	NCAA Tournament Second Round
2008-09	Purdue	Assistant Coach	27-10	11-7	NCAA Tournament Sweet 16
2009-10	Purdue	Assistant Coach	29-6	14-4	NCAA Tournament Sweet 16
2010-11	Clemson	Associate Head Coach	22-12	9-7	NCAA Tournament Second Round
2011-12	Clemson	Associate Head Coach	16-15	8-8	-
2012-13	Mississippi State	Head Coach	10-22	4-14	-
2013-14	Mississippi State	Head Coach	14-19	3-15	-
2014-15	Mississippi State	Head Coach	13-19	6-12	-
2015-16	Southeast Missouri	Head Coach	5-24	2-14	-
2016-17	Southeast Missouri	Head Coach	15-18	9-7	OVC Tournament Quarterfinals
2017-18	Southeast Missouri	Head Coach	14-17	8-10	-
2018-19	Southeast Missouri	Head Coach	10-21	5-13	-
2019-20	Southeast Missouri	Head Coach	7-23	3-14	-

**Career Record:** 87-163 (8 years)


Record at Southeast Missouri: 50-103, 27-58 OVC (5 years)

Record at Mississippi State: 37-60, 13-41 SEC (3 years)


Record as a college assistant/associate head coach: 266-202




## RADIO/TV ROSTER



**0** **Alex Caldwell**  
G / 6-0 / 160 / So.  
Columbia, S.C.



**2** **Jordan Love**  
G / 6-5 / 180 / R-Fr.  
Durham, N.C.




**3** **Skyler Hogan**  
G / 6-5 / 205 / Sr.  
Melbourne, Fla.




**4** **Oscar Kao**  
G / 6-0 / 170 / Jr.  
Tapei, Taiwan



**5** **Chris Harris**  
G / 6-3 / 205 / Jr.  
Antioch, Ill.




**10** **Quatarrius Wilson**  
F / 6-8 / 215 / Sr.  
Mobile, Ala.




**11** **DQ Nicholas**  
G / 6-1 / 180 / Fr.  
Atlanta, Ga.




**12** **Evan Morrison**  
F / 6-8 / 190 / Jr.  
Lee's Summit, Mo.




**13** **Isaiah Gable**  
F / 6-7 / 200 / Jr.  
Greenville, Ohio



**15** **Nana Akenten**  
G / 6-6 / 215 / Jr.  
Bolingbrook, Ill.



**20** **Jakob Medina**  
G / 6-2 / 175 / Fr.  
Chicago, Ill.



**23** **Sage Tolbert**  
F / 6-8 / 210 / So.  
Richmond, Texas



**25** **Nygal Russell**  
G / 6-4 / 205 / So.  
Houston, Texas



**44** **Darrious Agnew**  
F / 6-8 / 220 / Jr.  
Starkville, Miss.



**Rick Ray**  
Head Coach  
Fifth Year



**Keith Pickens**  
Assistant Coach  
Second Year




**Tarrance Crump**  
Assistant Coach  
First Year



**Jason Owens**  
Assistant Coach  
First Year



**Al Myers**  
Dir. of Operations  
Second Year



**Mark Laros**  
Graduate Assistant





## 2019-20 OVERALL STATISTICS



### 2019-20 Southeast Missouri Basketball Southeast Missouri Combined Team Statistics (as of Feb 27, 2020) All games



RECORD:	OVERALL	HOME	AWAY	NEUTRAL
ALL GAMES	7-23	6-7	0-15	1-1
CONFERENCE	3-14	3-6	0-8	0-0
NON-CONFERENCE	4-9	3-1	0-7	1-1

#	Player	gp-gs	min	avg	Total		3-Point		F-Throw		Rebounds				pf	dq	a	to	blk	stl	pts	avg
					fg-fga	fg%	3fg-fga	3fg%	ft-fa	ft%	off	def	tot	avg								
05	HARRIS, Chris	2-0	54	27.0	9-15	.600	5-7	.714	8-10	.800	0	6	6	3.0	5	0	2	5	1	0	31	15.5
00	CALDWELL, Alex	30-28	929	31.0	125-307	.407	44-131	.336	56-70	.800	15	53	68	2.3	67	3	87	68	12	28	350	11.7
23	TOLBERT, Sage	30-30	811	27.0	99-179	.553	2-8	.250	83-129	.643	76	129	205	6.8	85	2	29	58	23	25	283	9.4
03	HOGAN, Skyler	30-29	847	28.2	100-252	.397	44-122	.361	31-38	.816	12	117	129	4.3	45	1	27	38	3	13	275	9.2
11	NICHOLAS, DQ	29-19	718	24.8	71-179	.397	18-58	.310	65-86	.756	7	65	72	2.5	47	0	48	47	5	22	225	7.8
10	WILSON, Quatarrius	30-22	624	20.8	71-161	.441	1-12	.083	71-114	.623	73	91	164	5.5	96	5	30	45	13	14	214	7.1
25	RUSSELL, Nygal	27-6	481	17.8	61-139	.439	22-63	.349	25-36	.694	11	67	78	2.9	43	0	38	42	2	18	169	6.3
13	GABLE, Isaiah	29-3	591	20.4	50-139	.360	28-95	.295	16-24	.667	6	59	65	2.2	65	0	17	24	2	7	144	5.0
44	AGNEW, Darrious	21-5	230	11.0	39-92	.424	2-8	.250	22-33	.667	14	31	45	2.1	34	1	10	20	0	11	102	4.9
01	CUFFEE, Khalil	7-0	45	6.4	10-22	.455	4-15	.267	5-7	.714	0	3	3	0.4	4	0	5	2	1	0	29	4.1
02	LOVE, Jordan	24-4	307	12.8	26-80	.325	5-20	.250	18-31	.581	9	24	33	1.4	19	0	17	21	2	6	75	3.1
04	KAO, Oscar	22-4	298	13.5	26-84	.310	5-20	.250	11-15	.733	6	17	23	1.0	40	1	23	25	0	12	68	3.1
12	MORRISON, Evan	17-0	90	5.3	4-14	.286	3-11	.273	0-0	.000	2	4	6	0.4	5	0	1	1	0	2	11	0.6
Team											46	53	99				8					
Total.....		30	6025		691-1663	.416	183-570	.321	411-593	.693	277	719	996	33.2	555	13	334	404	64	158	1976	65.9
Opponents.....		30	6025		800-1702	.470	231-628	.368	389-560	.695	281	804	1085	36.2	545	-	452	379	100	168	2220	74.0

TEAM STATISTICS	SEMO	OPP
SCORING	1976	2220
Points per game	65.9	74.0
Scoring margin	-8.1	-
FIELD GOALS-ATT	691-1663	800-1702
Field goal pct	.416	.470
3 POINT FG-ATT	183-570	231-628
3-point FG pct	.321	.368
3-pt FG made per game	6.1	7.7
FREE THROWS-ATT	411-593	389-560
Free throw pct	.693	.695
F-Throws made per game	13.7	13.0
REBOUNDS	996	1085
Rebounds per game	33.2	36.2
Rebounding margin	-3.0	-
ASSISTS	334	452
Assists per game	11.1	15.1
TURNOVERS	404	379
Turnovers per game	13.5	12.6
Turnover margin	-0.8	-
Assist/turnover ratio	0.8	1.2
STEALS	158	168
Steals per game	5.3	5.6
BLOCKS	64	100
Blocks per game	2.1	3.3
ATTENDANCE	16647	51603
Home games-Avg/Game	13-1281	15-3379
Neutral site-Avg/Game	-	2-456

Score by Periods	1st	2nd	OT	Totals
Southeast Missouri	942	1021	13	1976
Opponents	1089	1113	18	2220

Date	Opponent	Score	Att.
11-06-19	at Vanderbilt	L 65-83	8097
11-10-19	PURDUE FORT WAYNE	w 79-78	1685
11-19-19	THE CITADEL	L 69-74	1087
11-22-19	MISSOURI S&T	w 72-71	721
! 11-27-19	vs Cal St. Fullerton	L 57-64	912
! 11-29-19	at Santa Clara	L 75-87	1009
! 11-30-19	vs Denver	w 66-51	0
12-05-19	at Abilene Christian	L 64-73	1982
12-07-19	at Drake	L 73-78	2723
12-15-19	at Youngstown St.	L 50-65	1243
12-17-19	at Ohio St.	L 48-80	13177
12-21-19	at Southern Ill.	L 45-64	4293
12-29-19	MISSOURI BAPTIST	w 74-59	1001
* 01-02-20	at Austin Peay	L 63-78	917
* 01-04-20	at Murray St.	L 59-81	4125
* 01-09-20	BELMONT	L 64-89	1097
* 01-11-20	TENNESSEE STATE	L 73-75	1012
* 01-16-20	AUSTIN PEAY	L 59-84	989
* 01-18-20	MURRAY ST.	Lot 91-96	1784
* 01-23-20	at SIUE	L 65-84	655
* 01-25-20	at Eastern Illinois	L 59-61	1538
* 01-30-20	at Morehead State	L 74-90	4892
* 02-01-20	at Eastern Kentucky	L 57-70	2937
* 02-06-20	JACKSONVILLE STATE	w 76-72	1256
* 02-08-20	TENNESSEE TECH	L 60-62	1486
* 02-13-20	UT MARTIN	w 74-72	1076
* 02-15-20	SIUE	w 75-71	1678
* 02-20-20	at Jacksonville St.	L 58-65	1256
* 02-22-20	at Tennessee Tech	L 62-71	1847
* 02-27-20	EASTERN ILLINOIS	L 70-72	1775

\* = Conference game

! = Cable Car Classic (Santa Clara, Calif.)



## 2019-20 OVC STATISTICS



### 2019-20 Southeast Missouri Basketball Southeast Missouri Combined Team Statistics (as of Feb 27, 2020) Conference games only



RECORD:	OVERALL	HOME	AWAY	NEUTRAL
ALL GAMES	3-14	3-6	0-8	0-0
CONFERENCE	3-14	3-6	0-8	0-0
NON-CONFERENCE	0-0	0-0	0-0	0-0

##	Player	gp-gs	min	avg	Total		3-Point		F-Throw		Rebounds				pf	dq	a	to	blk	stl	pts	avg
					fg-fga	fg%	3fg-fga	3fg%	ft-fa	ft%	off	def	tot	avg								
00	CALDWELL, Alex	17-15	534	31.4	78-185	.422	26-78	.333	36-45	.800	11	33	44	2.6	42	2	58	40	7	10	218	12.8
23	TOLBERT, Sage	17-17	483	28.4	58-98	.592	2-5	.400	50-75	.667	43	72	115	6.8	49	2	17	30	19	15	168	9.9
03	HOGAN, Skyler	17-16	484	28.5	59-156	.378	27-78	.346	16-18	.889	6	61	67	3.9	26	0	15	18	3	4	161	9.5
25	RUSSELL, Nygal	15-6	323	21.5	44-92	.478	21-48	.438	15-22	.682	7	41	48	3.2	26	0	27	26	1	11	124	8.3
10	WILSON, Quatarrius	17-14	354	20.8	47-94	.500	0-5	.000	41-63	.651	44	43	87	5.1	55	2	17	26	5	7	135	7.9
11	NICHOLAS, DQ	16-7	381	23.8	37-96	.385	9-30	.300	30-40	.750	5	32	37	2.3	26	0	31	22	2	14	113	7.1
13	GABLE, Isaiah	17-3	357	21.0	28-81	.346	17-58	.293	14-17	.824	3	36	39	2.3	40	0	10	15	2	4	87	5.1
02	LOVE, Jordan	16-4	252	15.8	22-68	.324	4-16	.250	17-27	.630	9	16	25	1.6	17	0	17	19	2	4	65	4.1
04	KAO, Oscar	9-3	106	11.8	10-30	.333	3-8	.375	6-6	1.000	2	11	13	1.4	18	0	8	13	0	4	29	3.2
01	CUFFEE, Khalil	6-0	28	4.7	7-14	.500	4-10	.400	1-2	.500	0	1	1	0.2	3	0	3	1	1	0	19	3.2
44	AGNEW, Darrious	8-0	55	6.9	5-20	.250	0-1	.000	5-7	.714	2	8	10	1.3	8	1	3	4	0	2	15	1.9
12	MORRISON, Evan	11-0	68	6.2	2-9	.222	1-7	.143	0-0	.000	2	3	5	0.5	4	0	1	1	0	1	5	0.5
Team											26	29	55				2					
Total.....		17	3425		397-943	.421	114-344	.331	231-322	.717	160	386	546	32.1	314	7	207	217	42	76	1139	67.0
Opponents.....		17	3425		469-969	.484	130-338	.385	225-315	.714	166	440	606	35.6	298	-	261	200	57	90	1293	76.1

TEAM STATISTICS	SEMO	OPP	Date	Opponent	Score	Att.
SCORING	1139	1293	* 01-02-20	at Austin Peay	L 63-78	917
Points per game	67.0	76.1	* 01-04-20	at Murray St.	L 59-81	4125
Scoring margin	-9.1	-	* 01-09-20	BELMONT	L 64-89	1097
FIELD GOALS-ATT	397-943	469-969	* 01-11-20	TENNESSEE STATE	L 73-75	1012
Field goal pct	.421	.484	* 01-16-20	AUSTIN PEAY	L 59-84	989
3 POINT FG-ATT	114-344	130-338	* 01-18-20	MURRAY ST.	Lot 91-96	1784
3-point FG pct	.331	.385	* 01-23-20	at SIUE	L 65-84	655
3-pt FG made per game	6.7	7.6	* 01-25-20	at Eastern Illinois	L 59-61	1538
FREE THROWS-ATT	231-322	225-315	* 01-30-20	at Morehead State	L 74-90	4892
Free throw pct	.717	.714	* 02-01-20	at Eastern Kentucky	L 57-70	2937
F-Throws made per game	13.6	13.2	* 02-06-20	JACKSONVILLE STATE	w 76-72	1256
REBOUNDS	546	606	* 02-08-20	TENNESSEE TECH	L 60-62	1486
Rebounds per game	32.1	35.6	* 02-13-20	UT MARTIN	w 74-72	1076
Rebounding margin	-3.5	-	* 02-15-20	SIUE	w 75-71	1678
ASSISTS	207	261	* 02-20-20	at Jacksonville St.	L 58-65	1256
Assists per game	12.2	15.4	* 02-22-20	at Tennessee Tech	L 62-71	1847
TURNOVERS	217	200	* 02-27-20	EASTERN ILLINOIS	L 70-72	1775
Turnovers per game	12.8	11.8				
Turnover margin	-1.0	-				
Assist/turnover ratio	1.0	1.3				
STEALS	76	90				
Steals per game	4.5	5.3				
BLOCKS	42	57				
Blocks per game	2.5	3.4				
ATTENDANCE	12153	18167				
Home games-Avg/Game	9-1350	8-2271				
Neutral site-Avg/Game	-	0-0				

\* = Conference game  
! = Cable Car Classic (Santa Clara, Calif.)

Score by Periods	1st	2nd	OT	Totals
Southeast Missouri	540	586	13	1139
Opponents	642	633	18	1293



## 2019-20 BASKETBALL NOTES

### Comparison Game-by-Game (Southeast Missouri/Opponent)

Opponent	1st	2nd	Score	Mar	Total FG	FG Pct	3-Pointers	3FG Pct	Free Throws	FT Pct	Rebounds (Mar)	Assist	T/Over	Block	Steal	Fouls
Vanderbilt	32/32	33/51	65-83	(18)	25-58/30-61	.431/.492	3-13/14-34	.231/.412	12-18/9-14	.667/.643	38/35 +3	5/17	16/12	2/8	4/8	14/18
Purdue Fort Wayne	40/32	39/46	79-78	+1	25-56/26-64	.446/.406	8-17/10-31	.471/.323	21-30/16-22	.700/.727	35/42 (7)	16/15	10/15	0/0	5/2	20/26
The Citadel	32/40	37/34	69-74	(5)	27-62/26-59	.435/.441	4-21/11-25	.190/.440	11-18/11-15	.611/.733	36/41 (5)	9/22	19/18	3/0	8/5	19/18
Missouri S&T	42/44	30/27	72-71	+1	26-55/25-63	.473/.397	5-13/11-26	.385/.423	15-29/10-15	.517/.667	41/33 +8	10/15	10/8	2/2	3/5	17/21
Cal State Fullerton	31/38	26/26	57-64	(7)	19-59/22-52	.322/.423	4-16/4-12	.250/.333	15-19/16-26	.789/.615	36/39 (3)	6/12	11/12	3/7	7/6	22/19
Santa Clara	30/43	45/44	75-87	(12)	23-50/31-56	.460/.554	4-15/12-22	.267/.545	25-33/13-22	.758/.591	27/31 (4)	9/18	15/14	3/6	9/3	25/25
Denver	29/20	37/31	66-51	+15	27-50/20-52	.540/.385	7-24/1-16	.292/.063	5-8/10-18	.625/.556	33/32 +1	13/9	22/20	0/1	12/12	20/16
Abilene Christian	23/33	41/40	64-73	(9)	19-54/23-56	.352/.411	2-13/5-19	.154/.263	24-28/22-27	.857/.815	35/39 (4)	6/11	14/14	3/2	7/8	19/20
Drake	43/37	30/41	73-78	(5)	25-50/24-51	.500/.471	10-19/6-23	.526/.261	13-23/24-34	.565/.706	36/29 +7	12/9	18/10	1/5	7/9	22/19
Youngstown State	24/38	26/27	50-65	(15)	20-59/26-51	.339/.510	7-19/5-18	.368/.278	3-14/8-15	.214/.533	36/40 (4)	12/14	14/16	0/4	6/6	17/16
Ohio State	26/35	22/45	48-80	(32)	16-60/30-51	.267/.588	4-19/13-27	.211/.481	12-14/7-12	.857/.583	25/44 (19)	5/23	12/21	0/6	3/4	17/16
Southern Illinois	20/32	25/32	45-64	(19)	17-51/23-54	.333/.426	5-15/8-23	.333/.348	6-10/10-14	.600/.714	32/37 (5)	7/16	15/10	1/1	5/6	15/16
Missouri Baptist	30/23	44/36	74-59	+15	25-56/25-63	.446/.397	6-22/1-14	.273/.071	18-27/8-11	.667/.727	30/37 +3	17/10	11/9	4/1	6/4	14/17
Austin Peay	24/41	39/37	63-78	(15)	24-54/27-55	.444/.491	7-19/11-23	.368/.478	8-10/13-18	.800/.722	21/41 (20)	12/17	11/12	3/4	6/3	20/13
Murray State	33/42	26/39	59-81	(22)	23-59/32-53	.390/.604	4-17/4-14	.235/.286	9-14/13-17	.643/.765	25/39 (14)	6/15	7/11	5/2	3/4	17/18
Belmont	35/40	28/49	64-89	(25)	24-56/38-61	.429/.623	2-18/9-19	.111/.474	14-16/4-6	.875/.667	27/31 (4)	8/27	11/9	3/2	3/4	12/15
Tennessee State	44/36	29/39	73-75	(2)	25-53/26-57	.472/.456	8-21/9-21	.381/.429	13-21/14-17	.714/.824	33/30 +3	11/12	16/14	2/4	3/8	15/17
Austin Peay	21/40	38/44	59-84	(25)	21-52/32-54	.404/.593	8-19/8-16	.421/.500	9-19/12-18	.474/.667	29/36 (7)	17/22	12/13	2/3	2/3	19/22
Murray State	40/41	38/37	91-96	(5)	29-57/30-52	.509/.577	8-17/9-15	.471/.600	25-35/27-40	.714/.675	32/31 +1	14/17	13/15	2/2	8/0	34/30
SIU Edwardsville	18/28	47/46	65-84	(19)	22-55/35-68	.400/.515	8-25/5-16	.320/.313	13-19/9-14	.684/.643	30/43 (13)	13/19	11/8	2/3	3/4	19/15
Eastern Illinois	31/34	28/27	59-61	(2)	23-66/23-43	.348/.535	5-19/2-9	.263/.222	8-14/13-18	.571/.464	41/35 +6	9/6	12/14	1/11	9/8	22/14
Morehead State	36/48	38/42	74-90	(16)	25-57/31-61	.439/.508	9-22/11-24	.409/.458	15-19/17-20	.789/.850	27/37 (10)	8/23	9/7	6/6	1/3	20/21
Eastern Kentucky	31/34	26/36	57-70	(13)	19-52/24-62	.365/.387	5-18/10-32	.278/.313	14-21/12-17	.687/.706	40/39 +1	13/13	18/11	1/3	6/13	17/16
Jacksonville State	43/30	33/42	76-72	+4	29-51/27-68	.569/.397	8-17/9-28	.471/.321	10-17/9-13	.588/.692	37/33 +4	16/12	21/12	0/2	3/5	14/17
Tennessee Tech	26/37	34/25	60-62	(2)	23-53/21-47	.434/.447	6-15/8-18	.400/.444	8-14/12-16	.571/.750	29/34 (5)	14/11	14/18	4/2	6/5	18/19
UT Martin	33/43	41/29	74-72	+2	24-55/24-54	.436/.444	9-29/8-18	.310/.444	17-19/16-17	.895/.941	33/30 +3	15/14	16/15	3/0	5/8	19/17
SIU Edwardsville	40/36	35/35	75-71	+4	19-52/23-61	.365/.377	8-23/10-26	.348/.385	29-36/15-22	.806/.682	37/41 (4)	12/11	8/12	4/3	7/5	17/22
Jacksonville State	27/31	31/34	58-65	(7)	21-49/21-54	.429/.389	7-21/3-17	.333/.176	9-13/20-27	.692/.741	28/37 (9)	11/12	16/9	0/3	3/6	20/14
Tennessee Tech	31/35	31/36	62-71	(9)	21-60/26-52	.350/.500	7-24/9-22	.292/.409	13-16/10-12	.813/.833	35/33 +2	14/16	9/13	2/3	3/7	13/11
Eastern Illinois	26/36	44/36	70-72	(2)	25-62/29-67	.403/.433	5-20/5-20	.250/.250	15-19/9-13	.789/.692	42/36 +6	14/14	13/7	2/4	5/4	18/17
UT Martin																

### Points in the Paint, Second Chance Points, Points Off Turnovers, Fastbreak Points, Bench Points

Opponent	W/L	POINTS IN THE PAINT		2ND CHANCE POINTS		POINTS OFF TURNOVERS		FAST BREAK POINTS		BENCH POINTS	
		SEMO	OPP.	SEMO	OPP.	SEMO	OPP.	SEMO	OPP.	SEMO	OPP.
Vanderbilt	L	42	30	17	4	10	17	13	15	34	28
Purdue Fort Wayne	W	28	30	12	16	20	12	6	2	26	12
The Citadel	L	36	26	12	15	15	17	10	2	16	16
Missouri S&T	W	18	14	17	16	8	6	0	0	23	13
Cal State Fullerton	L	28	28	16	12	13	11	5	13	24	14
Santa Clara	L	34	34	2	3	22	16	19	10	27	22
Denver	W	26	30	12	8	17	18	11	5	15	11
Abilene Christian	L	24	36	10	4	10	17	13	25	7	19
Drake	L	26	28	4	4	11	25	2	8	11	20
Youngstown State	L	24	38	5	12	13	9	9	15	19	20
Ohio State	L	20	32	8	3	3	15	4	10	27	28
Southern Illinois	L	18	30	11	9	6	10	5	1	9	22
Missouri Baptist	W	34	38	7	7	9	12	6	6	35	4
Austin Peay	L	26	30	7	18	10	14	13	10	24	13
Murray State	L	28	54	15	14	18	8	7	8	13	34
Belmont	L	22	52	10	3	6	20	6	2	18	31
Tennessee State	L	20	30	15	12	13	28	2	4	32	31
Austin Peay	L	18	42	13	12	11	6	2	4	24	32
Murray State	L	36	34	13	14	25	14	2	2	25	22
SIU Edwardsville	L	20	46	8	10	2	8	14	8	21	35
Eastern Illinois	L	22	28	14	3	13	16	3	6	22	11
Morehead State	L	12	38	9	13	11	11	5	2	24	42
Eastern Kentucky	L	26	24	9	12	11	23	6	4	16	23
Jacksonville State	W	32	28	17	11	15	16	0	8	30	35
Tennessee Tech	L	26	26	7	6	21	16	6	6	32	28
UT Martin	W	22	24	10	12	12	17	4	4	6	6
SIU Edwardsville	W	16	22	12	18	10	13	0	4	15	23
Jacksonville State	L	26	32	3	17	10	13	3	12	9	25
Tennessee Tech	L	26	32	15	10	18	14	0	5	13	40
Eastern Illinois	L	36	32	12	11	4	19	4	8	7	24
UT Martin											



## 2019-20 BASKETBALL NOTES

### Game-by-Game Leaders

Opponent	W/L	Score	Points	Rebounds	Assists	Blocks	Steals
Vanderbilt	L	65-83	Harris - 15	Wilson - 13	Wilson, Tolbert, Caldwell, Hogan, Nicholas - 1	Wilson, Harris - 1	Wilson - 2
Purdue Fort Wayne	W	79-78	Harris - 16	Wilson, Tolbert - 8	Wilson - 4	-	Wilson, Tolbert - 2
The Citadel	L	69-74	Nicholas - 24	Wilson - 7	Caldwell - 6	Wilson - 3	Hogan, Gable - 2
Missouri S&T	W	72-71	Tolbert - 16	Tolbert - 9	Tolbert, Caldwell, Kao - 2	Caldwell, Nicholas - 1	Tolbert, Nicholas, Russell - 1
Cal State Fullerton	L	57-64	Agnew - 15	Tolbert - 10	Agnew, Wilson - 2	Wilson - 2	Caldwell, Kao, Agnew - 2
Santa Clara	L	75-87	Caldwell - 16	Hogan - 6	Caldwell - 4	Wilson, Caldwell, Russell - 1	Caldwell - 5
Denver	W	66-51	Caldwell, Hogan - 16	Wilson - 11	Kao - 6	-	Caldwell, Kao - 3
Abilene Christian	L	64-73	Nicholas - 21	Tolbert - 9	Tolbert, Nicholas - 2	Tolbert - 2	Nicholas - 3
Drake	L	73-78	Caldwell - 18	Hogan - 12	Agnew - 4	Caldwell - 1	Agnew, Nicholas - 2
Youngstown State	L	50-65	Agnew - 17	Agnew, Hogan, Gable - 6	Caldwell - 4	-	Agnew - 2
Ohio State	L	48-80	Nicholas, Gable - 10	Tolbert - 6	Wilson - 2	-	Tolbert, Caldwell, Kao - 1
Southern Illinois	L	45-64	Hogan - 15	Hogan, Wilson - 7	Nicholas - 2	Nicholas - 1	Russell - 2
Missouri Baptist	W	74-59	Caldwell - 15	Tolbert - 11	Caldwell - 5	Tolbert - 2	Caldwell - 3
Austin Peay	L	63-78	Caldwell - 12	Tolbert - 4	Wilson, Caldwell, Hogan, Kao, Nicholas - 2	Tolbert - 2	Tolbert - 3
Murray State	L	59-81	Caldwell - 18	Hogan - 6	Caldwell - 3	Tolbert, Caldwell, Cuffee, Nicholas, Gable - 1	Caldwell - 2
Belmont	L	64-89	Kao - 15	Wilson, Tolbert, Kao, Nicholas - 5	Kao - 4	Tolbert, Caldwell, Hogan - 1	Tolbert, Love, Gable - 1
Tennessee State	L	73-75	Nicholas - 16	Wilson - 8	Caldwell - 3	Tolbert, Caldwell - 1	Wilson, Nicholas, Gable - 1
Austin Peay	L	59-84	Nicholas - 16	Wilson, Hogan, Russell - 4	Love - 5	Wilson, Love - 1	Hogan, Russell - 1
Murray State	L	91-96 OT	Nicholas - 21	Tolbert - 9	Caldwell - 6	Tolbert, Russell - 1	Nicholas - 3
SIU Edwardsville	L	65-84	Caldwell - 15	Nicholas, Tolbert - 5	Wilson - 5	Tolbert - 2	Kao - 2
Eastern Illinois	L	59-61	Caldwell - 20	Hogan - 8	Caldwell, Love, Russell - 2	Tolbert - 1	Nicholas, Love - 2
Morehead State	L	74-90	Caldwell - 29	Tolbert, Caldwell - 5	Hogan, Russell - 2	Tolbert - 3	Hogan - 1
Eastern Kentucky	L	57-70	Tolbert - 19	Tolbert - 17	Russell - 4	Tolbert - 1	Tolbert, Nicholas - 2
Jacksonville State	W	76-72	Caldwell - 17	Tolbert - 6	Caldwell - 8	-	Nicholas, Wilson, Russell - 1
Tennessee Tech	L	60-62	Russell - 21	Tolbert - 8	Caldwell - 6	Caldwell - 2	Russell - 3
UT Martin	W	74-72	Hogan - 21	Tolbert - 9	Caldwell, Nicholas - 7	Tolbert, Hogan, Nicholas - 1	Tolbert - 2
SIU Edwardsville	W	75-71	Hogan - 17	Wilson - 9	Russell - 3	Tolbert - 2	Russell, Nicholas - 2
Jacksonville State	L	58-65	Caldwell - 13	Tolbert - 6	Caldwell, Tolbert - 3	-	Wilson, Tolbert, Caldwell - 1
Tennessee Tech	L	62-71	Wilson - 16	Wilson - 12	Caldwell - 4	Wilson, Tolbert - 1	Caldwell - 2
Eastern Illinois	L	70-72	Wilson - 19	Tolbert - 14	Caldwell - 5	Wilson, Tolbert - 1	Russell - 2
UT Martin							

### Game-by-Game Starters

Opponent	W/L	Score	Guard	Guard	Guard	Forward	Forward	First Man Off the Bench
Vanderbilt	L	65-83	Caldwell	Hogan	Kao	Tolbert	Wilson	Russell, 6 pts., 2 reb., 24 min.
Purdue Fort Wayne	W	79-78	Caldwell	Hogan	Nicholas	Tolbert	Wilson	Kao, 2 pts., 6 min.
The Citadel	L	69-74	Caldwell	Hogan	Nicholas	Tolbert	Wilson	Darrious Agnew, 4 pts., 3 reb., 10 min.
Missouri S&T	W	72-71	Caldwell	Hogan	Nicholas	Tolbert	Wilson	Kao, 10 pts., 22 min.
Cal State Fullerton	L	57-64	Caldwell	Hogan	Nicholas	Tolbert	Wilson	Russell, 1 pt., 2 reb., 13 min.
Santa Clara	L	75-87	Caldwell	Hogan	Nicholas	Tolbert	Wilson	Agnew, 7 pts., 2 reb., 13 min.
Denver	W	66-51	Caldwell	Hogan	Nicholas	Tolbert	Wilson	Agnew, 2 pts., 1 reb., 12 min.
Abilene Christian	L	64-73	Caldwell	Hogan	Nicholas	Tolbert	Wilson	Russell, 2 reb., 15 min.
Drake	L	73-78	Caldwell	Hogan	Nicholas	Tolbert	Agnew	Kao, 2 pts., 4 min.
Youngstown State	L	50-65	Caldwell	Hogan	Nicholas	Tolbert	Agnew	Wilson, 2 pts., 3 reb., 16 min.
Ohio State	L	48-80	Caldwell	Hogan	Nicholas	Tolbert	Agnew	Wilson, 5 pts., 3 reb., 19 min.
Southern Illinois	L	45-69	Caldwell	Hogan	Nicholas	Tolbert	Agnew	Gable, 2 pts., 17 min.
Missouri Baptist	W	74-59	Caldwell	Hogan	Nicholas	Tolbert	Agnew	Wilson, 6 pts., 5 reb., 23 min.
Austin Peay	L	63-78	Caldwell	Hogan	Russell	Tolbert	Wilson	Kao, 3 pts., 11 min.
Murray State	L	59-81	Caldwell	Hogan	Kao	Tolbert	Wilson	Gable, 11 pts., 3 reb., 29 min.
Belmont	L	64-89	Kao	Hogan	Nicholas	Tolbert	Wilson	Gable, 3 pts., 2 reb., 15 min.
Tennessee State	L	73-75	Kao	Hogan	Nicholas	Tolbert	Wilson	Love, 8 pts., 4 reb., 26 min.
Austin Peay	L	59-84	Caldwell	Hogan	Nicholas	Tolbert	Wilson	Gable, 2 pts., 3 reb., 23 min.
Murray State	L	91-96 OT	Caldwell	Hogan	Nicholas	Tolbert	Wilson	Agnew, 6 pts., 5 reb., 22 min.
SIU Edwardsville	L	65-84	Caldwell	Hogan	Nicholas	Tolbert	Wilson	Gable, 2 pts., 3 reb., 27 min.
Eastern Illinois	L	59-61	Caldwell	Hogan	Nicholas	Tolbert	Wilson	Russell, 3 pts., 14 min.
Morehead State	L	74-90	Caldwell	Hogan	Love	Tolbert	Wilson	Gable, 2 pts., 1 reb., 16 min.
Eastern Kentucky	L	57-70	Caldwell	Hogan	Love	Tolbert	Gable	Wilson, 4 pts., 2 reb.,
Jacksonville State	W	76-72	Caldwell	Nicholas	Love	Tolbert	Gable	Wilson, 3 pts., 3 reb., 20 min.
Tennessee Tech	L	60-62	Caldwell	Hogan	Love	Tolbert	Gable	Nicholas, 5 pts., 3 reb., 14 min.
UT Martin	W	74-72	Caldwell	Hogan	Russell	Tolbert	Wilson	Nicholas, 6 pts., 2 reb., 7 assists, 33 min.
SIU Edwardsville	W	75-71	Caldwell	Hogan	Russell	Tolbert	Wilson	Nicholas, 5 pts., 3 reb., 16 min.
Jacksonville State	L	58-65	Caldwell	Hogan	Russell	Tolbert	Wilson	Gable, 7 pts., 13 min.
Tennessee Tech	L	62-71	Caldwell	Hogan	Russell	Tolbert	Wilson	Gable, 13 pts., 1 reb., 27 min.
Eastern Illinois	L	70-72	Caldwell	Hogan	Russell	Tolbert	Wilson	Love, 2 pts., 1 reb., 7 min
UT Martin								

### Starting Lineup Combinations

Record	Guard	Guard	Guard	Forward	Forward
0-2	Caldwell	Hogan	Kao	Tolbert	Wilson
3-8	Caldwell	Hogan	Nicholas	Tolbert	Wilson
1-4	Caldwell	Hogan	Nicholas	Tolbert	Agnew
2-4	Caldwell	Hogan	Russell	Tolbert	Wilson
0-2	Kao	Hogan	Nicholas	Tolbert	Wilson
0-2	Caldwell	Hogan	Love	Tolbert	Gable
0-1	Caldwell	Hogan	Gable	Tolbert	Wilson
1-0	Caldwell	Love	Nicholas	Tolbert	Gable



## 2019-20 BASKETBALL NOTES

	Score	FG-A	Pct.	3FG-A	Pct.	FT-A	Pct.	OFF	DEF	Total	E	A	TO	B	S
<b>Southeast Missouri</b>	<b>L, 65-83</b>	<b>25-58</b>	<b>.431</b>	<b>3-13</b>	<b>.231</b>	<b>12-18</b>	<b>.667</b>	<b>14</b>	<b>24</b>	<b>38</b>	<b>14</b>	<b>5</b>	<b>16</b>	<b>2</b>	<b>4</b>
Vanderbilt		30-61	.492	14-34	.412	9-14	.643	10	25	35	18	17	12	8	8
<b>Southeast Missouri</b>	<b>W, 79-78</b>	<b>25-56</b>	<b>.446</b>	<b>8-17</b>	<b>.471</b>	<b>21-30</b>	<b>.700</b>	<b>8</b>	<b>27</b>	<b>35</b>	<b>20</b>	<b>16</b>	<b>10</b>	<b>0</b>	<b>5</b>
Purdue Fort Wayne		26-64	.406	10-31	.323	16-22	.727	15	27	42	26	15	15	0	2
<b>Southeast Missouri</b>	<b>L, 69-74</b>	<b>27-62</b>	<b>.435</b>	<b>4-21</b>	<b>.190</b>	<b>11-18</b>	<b>.611</b>	<b>10</b>	<b>26</b>	<b>36</b>	<b>19</b>	<b>9</b>	<b>19</b>	<b>3</b>	<b>8</b>
The Citadel		26-59	.441	11-25	.440	11-15	.733	9	32	41	18	22	18	0	5
<b>Southeast Missouri</b>	<b>W, 72-71</b>	<b>26-55</b>	<b>.473</b>	<b>5-13</b>	<b>.385</b>	<b>15-29</b>	<b>.517</b>	<b>10</b>	<b>31</b>	<b>41</b>	<b>17</b>	<b>10</b>	<b>10</b>	<b>2</b>	<b>3</b>
Missouri S&T		25-63	.397	11-26	.423	10-15	.667	9	24	33	21	15	8	2	5
<b>Southeast Missouri</b>	<b>L, 57-64</b>	<b>19-59</b>	<b>.322</b>	<b>4-16</b>	<b>.250</b>	<b>15-19</b>	<b>.789</b>	<b>10</b>	<b>26</b>	<b>36</b>	<b>22</b>	<b>6</b>	<b>11</b>	<b>3</b>	<b>7</b>
Cal State Fullerton		22-52	.423	4-12	.333	16-26	.615	7	32	39	19	12	12	7	6
<b>Southeast Missouri</b>	<b>L, 75-87</b>	<b>23-50</b>	<b>.460</b>	<b>4-15</b>	<b>.267</b>	<b>25-33</b>	<b>.758</b>	<b>3</b>	<b>24</b>	<b>27</b>	<b>25</b>	<b>9</b>	<b>15</b>	<b>3</b>	<b>9</b>
Santa Clara		31-56	.554	12-22	.545	13-22	.591	4	27	31	25	18	14	6	3
<b>Southeast Missouri</b>	<b>W, 66-51</b>	<b>27-50</b>	<b>.540</b>	<b>7-24</b>	<b>.292</b>	<b>5-8</b>	<b>.625</b>	<b>8</b>	<b>25</b>	<b>33</b>	<b>20</b>	<b>13</b>	<b>22</b>	<b>0</b>	<b>12</b>
Denver		20-52	.385	1-16	.063	10-18	.556	14	18	32	16	9	20	1	12
<b>Southeast Missouri</b>	<b>L, 64-73</b>	<b>19-54</b>	<b>.352</b>	<b>2-13</b>	<b>.154</b>	<b>24-28</b>	<b>.857</b>	<b>9</b>	<b>26</b>	<b>35</b>	<b>19</b>	<b>6</b>	<b>14</b>	<b>3</b>	<b>7</b>
Abilene Christian		23-56	.411	5-19	.263	22-27	.815	10	29	39	20	11	14	2	8
<b>Southeast Missouri</b>	<b>L, 73-78</b>	<b>25-50</b>	<b>.500</b>	<b>10-19</b>	<b>.526</b>	<b>13-23</b>	<b>.565</b>	<b>7</b>	<b>29</b>	<b>36</b>	<b>22</b>	<b>12</b>	<b>18</b>	<b>1</b>	<b>7</b>
Drake		24-51	.471	6-23	.261	24-34	.706	5	24	29	19	9	10	5	9
<b>Southeast Missouri</b>	<b>L, 50-65</b>	<b>20-59</b>	<b>.339</b>	<b>7-19</b>	<b>.368</b>	<b>3-14</b>	<b>.214</b>	<b>13</b>	<b>23</b>	<b>36</b>	<b>17</b>	<b>12</b>	<b>14</b>	<b>0</b>	<b>6</b>
Youngstown State		26-51	.510	5-18	.278	8-15	.533	7	33	40	16	14	16	4	6
<b>Southeast Missouri</b>	<b>L, 48-80</b>	<b>16-60</b>	<b>.267</b>	<b>4-19</b>	<b>.211</b>	<b>12-14</b>	<b>.857</b>	<b>8</b>	<b>17</b>	<b>25</b>	<b>17</b>	<b>5</b>	<b>12</b>	<b>0</b>	<b>3</b>
Ohio State		30-51	.588	13-27	.481	7-12	.583	7	37	44	16	23	21	6	4
<b>Southeast Missouri</b>	<b>L, 45-64</b>	<b>17-51</b>	<b>.333</b>	<b>5-15</b>	<b>.333</b>	<b>6-10</b>	<b>.600</b>	<b>10</b>	<b>22</b>	<b>32</b>	<b>15</b>	<b>7</b>	<b>15</b>	<b>1</b>	<b>5</b>
Southern Illinois		23-54	.426	8-23	.348	10-14	.714	11	26	37	16	16	10	1	6
<b>Southeast Missouri</b>	<b>W, 74-59</b>	<b>25-56</b>	<b>.446</b>	<b>6-22</b>	<b>.273</b>	<b>18-27</b>	<b>.667</b>	<b>7</b>	<b>33</b>	<b>40</b>	<b>14</b>	<b>17</b>	<b>11</b>	<b>4</b>	<b>6</b>
Missouri Baptist		25-63	.397	1-14	.071	8-11	.727	7	30	37	17	10	9	1	4
<b>Southeast Missouri</b>	<b>L, 63-78</b>	<b>24-54</b>	<b>.444</b>	<b>7-19</b>	<b>.368</b>	<b>8-10</b>	<b>.800</b>	<b>6</b>	<b>15</b>	<b>21</b>	<b>20</b>	<b>12</b>	<b>11</b>	<b>3</b>	<b>6</b>
Austin Peay		27-55	.491	11-23	.478	13-18	.722	15	26	41	13	17	12	4	3
<b>Southeast Missouri</b>	<b>L, 59-81</b>	<b>23-59</b>	<b>.390</b>	<b>4-17</b>	<b>.235</b>	<b>9-14</b>	<b>.643</b>	<b>13</b>	<b>12</b>	<b>25</b>	<b>17</b>	<b>6</b>	<b>7</b>	<b>5</b>	<b>3</b>
Murray State		32-53	.604	4-14	.286	13-17	.765	12	27	39	18	15	11	2	4
<b>Southeast Missouri</b>	<b>L, 64-89</b>	<b>24-56</b>	<b>.429</b>	<b>2-18</b>	<b>.111</b>	<b>14-16</b>	<b>.875</b>	<b>8</b>	<b>19</b>	<b>27</b>	<b>12</b>	<b>8</b>	<b>11</b>	<b>3</b>	<b>3</b>
Belmont		38-61	.623	9-19	.474	4-6	.667	5	26	31	15	27	9	2	4
<b>Southeast Missouri</b>	<b>L, 73-75</b>	<b>25-53</b>	<b>.472</b>	<b>8-21</b>	<b>.381</b>	<b>15-21</b>	<b>.714</b>	<b>10</b>	<b>23</b>	<b>33</b>	<b>15</b>	<b>11</b>	<b>16</b>	<b>2</b>	<b>3</b>
Tennessee State		26-57	.456	9-21	.429	14-17	.824	9	21	30	17	12	14	4	8
<b>Southeast Missouri</b>	<b>L, 59-84</b>	<b>21-52</b>	<b>.404</b>	<b>8-19</b>	<b>.421</b>	<b>9-19</b>	<b>.474</b>	<b>11</b>	<b>18</b>	<b>29</b>	<b>19</b>	<b>17</b>	<b>12</b>	<b>2</b>	<b>2</b>
Austin Peay		32-54	.593	8-16	.500	12-18	.667	9	27	36	22	22	13	3	3
<b>Southeast Missouri</b>	<b>L, 91-96 OT</b>	<b>29-57</b>	<b>.509</b>	<b>8-17</b>	<b>.471</b>	<b>25-35</b>	<b>.714</b>	<b>10</b>	<b>22</b>	<b>32</b>	<b>34</b>	<b>14</b>	<b>13</b>	<b>2</b>	<b>8</b>
Murray State		30-52	.577	9-15	.600	27-40	.675	8	23	31	30	17	15	2	0
<b>Southeast Missouri</b>	<b>L, 65-84</b>	<b>22-55</b>	<b>.400</b>	<b>8-25</b>	<b>.320</b>	<b>13-19</b>	<b>.684</b>	<b>6</b>	<b>24</b>	<b>30</b>	<b>19</b>	<b>13</b>	<b>11</b>	<b>2</b>	<b>3</b>
SIU Edwardsville		35-68	.515	5-16	.313	9-14	.643	13	30	43	15	19	8	3	4
<b>Southeast Missouri</b>	<b>L, 59-61</b>	<b>23-66</b>	<b>.348</b>	<b>5-19</b>	<b>.263</b>	<b>8-14</b>	<b>.571</b>	<b>15</b>	<b>25</b>	<b>41</b>	<b>22</b>	<b>9</b>	<b>12</b>	<b>1</b>	<b>9</b>
Eastern Illinois		23-43	.535	2-9	.222	13-28	.464	3	32	35	14	6	14	11	8
<b>Southeast Missouri</b>	<b>L, 74-90</b>	<b>25-57</b>	<b>.439</b>	<b>9-22</b>	<b>.409</b>	<b>15-19</b>	<b>.789</b>	<b>9</b>	<b>18</b>	<b>27</b>	<b>20</b>	<b>8</b>	<b>9</b>	<b>6</b>	<b>1</b>
Morehead State		31-61	.508	11-24	.458	17-20	.850	12	25	37	21	23	7	6	3
<b>Southeast Missouri</b>	<b>L, 57-70</b>	<b>19-52</b>	<b>.365</b>	<b>5-18</b>	<b>.278</b>	<b>14-21</b>	<b>.667</b>	<b>7</b>	<b>33</b>	<b>40</b>	<b>17</b>	<b>13</b>	<b>18</b>	<b>1</b>	<b>6</b>
Eastern Kentucky		24-62	.387	10-32	.313	12-17	.706	9	30	39	16	13	11	3	13
<b>Southeast Missouri</b>	<b>W, 76-72</b>	<b>29-51</b>	<b>.569</b>	<b>8-17</b>	<b>.471</b>	<b>10-17</b>	<b>.588</b>	<b>5</b>	<b>32</b>	<b>37</b>	<b>14</b>	<b>16</b>	<b>21</b>	<b>0</b>	<b>3</b>
Jacksonville State		27-68	.397	9-28	.321	9-13	.692	12	21	33	17	12	12	2	5
<b>Southeast Missouri</b>	<b>L, 60-62</b>	<b>23-53</b>	<b>.434</b>	<b>6-15</b>	<b>.400</b>	<b>8-14</b>	<b>.571</b>	<b>8</b>	<b>21</b>	<b>29</b>	<b>18</b>	<b>14</b>	<b>14</b>	<b>4</b>	<b>6</b>
Tennessee Tech		21-47	.447	8-18	.444	12-16	.750	7	27	34	19	11	18	2	5
<b>Southeast Missouri</b>	<b>W, 74-72</b>	<b>24-55</b>	<b>.436</b>	<b>9-29</b>	<b>.310</b>	<b>17-19</b>	<b>.895</b>	<b>11</b>	<b>22</b>	<b>33</b>	<b>19</b>	<b>15</b>	<b>16</b>	<b>3</b>	<b>5</b>
UT Martin		24-54	.444	8-18	.444	16-17	.941	8	22	30	17	14	15	0	8
<b>Southeast Missouri</b>	<b>W, 75-71</b>	<b>19-52</b>	<b>.365</b>	<b>8-23</b>	<b>.348</b>	<b>29-36</b>	<b>.806</b>	<b>10</b>	<b>27</b>	<b>37</b>	<b>17</b>	<b>12</b>	<b>8</b>	<b>4</b>	<b>7</b>
SIU Edwardsville		23-61	.377	10-26	.385	15-22	.682	15	26	41	22	11	12	3	5
<b>Southeast Missouri</b>	<b>L, 58-65</b>	<b>21-49</b>	<b>.429</b>	<b>7-21</b>	<b>.333</b>	<b>9-13</b>	<b>.692</b>	<b>5</b>	<b>23</b>	<b>28</b>	<b>20</b>	<b>11</b>	<b>16</b>	<b>0</b>	<b>3</b>
Jacksonville State		21-54	.389	3-17	.176	20-27	.741	13	24	37	14	12	9	3	6
<b>Southeast Missouri</b>	<b>L, 62-71</b>	<b>21-60</b>	<b>.350</b>	<b>7-24</b>	<b>.292</b>	<b>13-16</b>	<b>.813</b>	<b>14</b>	<b>21</b>	<b>35</b>	<b>13</b>	<b>14</b>	<b>9</b>	<b>2</b>	<b>3</b>
Tennessee Tech		26-52	.500	9-22	.409	10-12	.833	6	27	33	11	16	13	3	7
<b>Southeast Missouri</b>	<b>L, 70-72</b>	<b>25-62</b>	<b>.403</b>	<b>5-20</b>	<b>.250</b>	<b>15-19</b>	<b>.789</b>	<b>12</b>	<b>30</b>	<b>42</b>	<b>18</b>	<b>14</b>	<b>13</b>	<b>2</b>	<b>5</b>
Eastern Illinois		29-67	.433	5-20	.250	9-13	.692	10	26	36	17	14	7	4	4
<b>Southeast Missouri</b>															
UT Martin															



## 2019-20 BASKETBALL NOTES

### 2019-20 GAME-BY-GAME LEADERS SUMMARY (# OF GAMES)

#### Points

Alex Caldwell.....	10
DQ Nicholas.....	6
Skyler Hogan.....	5
Chris Harris.....	2
Darrious Agnew.....	2
Sage Tolbert.....	2
Quatarrius Wilson.....	2
Isaiah Gable.....	1
Oscar Kao.....	1
Nygal Russell.....	1

#### Rebounds

Sage Tolbert.....	15
Quatarrius Wilson.....	11
Skyler Hogan.....	7
Nygal Russell.....	2
DQ Nicholas.....	2
Darrious Agnew.....	1
Isaiah Gable.....	1
Oscar Kao.....	1
Alex Caldwell.....	1

#### Assists

Alex Caldwell.....	16
Quatarrius Wilson.....	6
DQ Nicholas.....	5
Nygal Russell.....	5
Oscar Kao.....	4
Sage Tolbert.....	4
Skyler Hogan.....	3
Darrious Agnew.....	2
Jordan Love.....	2

#### Blocks

Sage Tolbert.....	14
Alex Caldwell.....	7
Quatarrius Wilson.....	7
DQ Nicholas.....	4
Nygal Russell.....	2
Skyler Hogan.....	2
Isaiah Gable.....	1
Chris Harris.....	1
Khalil Cuffee.....	1
Jordan Love.....	1

#### Steals

Alex Caldwell.....	9
DQ Nicholas.....	8
Sage Tolbert.....	8
Nygal Russell.....	7
Quatarrius Wilson.....	5
Oscar Kao.....	4
Darrious Agnew.....	3
Isaiah Gable.....	3
Skyler Hogan.....	3
Jordan Love.....	1

#### Dunks (# for 2019-20 Season)

Sage Tolbert.....	15
Quatarrius Wilson.....	8
Nygal Russell.....	7
Jordan Love.....	4
Alex Caldwell.....	1

#### Games Played/Started

	2019-20	Career
Isaiah Gable	29/3	75/27
Sage Tolbert	30/30	61/57
Nygal Russell	27/6	58/15
Skyler Hogan	30/29	60/56
Alex Caldwell	30/28	54/33
Oscar Kao	22/4	42/4
Khalil Cuffee	7/0	20/0
DQ Nicholas	29/19	29/19
Quatarrius Wilson	30/22	30/22
Darrious Agnew	21/5	21/5
Jordan Love	24/4	24/4
Evan Morrison	17/0	17/0
Chris Harris	2/0	2/0

### CAREER LEDGER

#### Double-Digit Point Games

	2019-20	Career
Skyler Hogan.....	14	30
Alex Caldwell.....	19	28
Sage Tolbert.....	13	18
Isaiah Gable.....	5	14
Nygal Russell.....	7	11
Quatarrius Wilson.....	11	11
DQ Nicholas.....	9	9
Darrious Agnew.....	3	3
Chris Harris.....	2	2
Khalil Cuffee.....	1	2
Oscar Kao.....	2	2
Jordan Love.....	2	2

#### Double-Digit Rebound Games

	2019-20	Career
Sage Tolbert.....	4	9
Quatarrius Wilson.....	3	3
Skyler Hogan.....	1	1
Isaiah Gable.....	-	1

#### 20+ Point Games

	2019-20	Career
DQ Nicholas.....	3	3
Skyler Hogan.....	1	3
Isaiah Gable.....	-	2
Alex Caldwell.....	2	2
Nygal Russell.....	1	1

#### 8+ Rebound Games

	2019-20	Career
Sage Tolbert.....	10	17
Quatarrius Wilson.....	6	6
Isaiah Gable.....	-	2
Skyler Hogan.....	2	2
Nygal Russell.....	-	1

#### 5+ Assist Games

	2019-20	Career
Alex Caldwell.....	6	6
Nygal Russell.....	1	4
Isaiah Gable.....	-	1
Oscar Kao.....	1	1
Jordan Love.....	1	1
Quatarrius Wilson.....	1	1
DQ Nicholas.....	1	1

#### 3+ Steal Games

	2019-20	Career
Alex Caldwell.....	4	5
Nygal Russell.....	1	2
Skyler Hogan.....	-	1
Oscar Kao.....	1	1
DQ Nicholas.....	1	1
Sage Tolbert.....	1	1

#### Double-Doubles

	2019-20	Career
Sage Tolbert.....	3	4
Quatarrius Wilson.....	4	4

### SOUTHEAST MISSOURI'S 2019-20 RECORD:

At Home.....	6-7
On the Road.....	0-15
At Neutral Sites.....	1-1
In Ohio Valley Conference Games.....	3-14
In November.....	3-4
In December.....	1-5
In January.....	0-9
In February.....	3-5
In March.....	0-0
Leading at the Half.....	5-3
Trailing at the Half.....	2-19
Tied at the Half.....	0-1
In Overtime Games.....	0-0
The Redhawks Score First.....	4-10
In 1-4 Point Games.....	5-4
In 5-9 Point Games.....	0-7
In 10-14 Point Games.....	0-2
In 15+ Point Games.....	2-10
Leading with Five Minutes Left in Regulation.....	4-2
Trailing with Five Minutes Left in Regulation.....	2-21
Tied with Five Minutes Left in Regulation.....	1-0
Scoring Less than 50 Points.....	0-2
Scoring 50-59 Points.....	0-7
Scoring 60-69 Points.....	1-8
Scoring 70-79 Points.....	6-5
Scoring 80-89 Points.....	0-0
Scoring 90-99 Points.....	0-1
Scoring 100 or more Points.....	0-0
Giving up Less Than 50 Points.....	0-0
Giving up 50-59 Points.....	2-0
Giving up 60-69 Points.....	0-6
Giving up 70-79 Points.....	5-8
Giving up 80-89 Points.....	0-7
Giving up 90-99 Points.....	0-2
Giving up 100 or more Points.....	0-0
Shooting 50% or Better from the Field.....	4-3
Shooting Less Than 50% from the Field.....	3-20
Opponent Shoots 50% or Better from the Field.....	0-10
Opponent Shoots Less Than 50% from the Field.....	7-13
Outshooting Opponent.....	5-3
Outshot by Opponent.....	2-20
Field Goal Percentage is Tied.....	0-0
Shooting 50% or Better from 3-Point Range.....	0-3
Shooting Less Than 50% from 3-Point Range.....	7-20
Opponent Shoots 50% or Better from 3-Point Range.....	0-2
Opponent Shoots Less Than 50% from 3-Point Range.....	7-21
Shooting 50% or Better from the Free Throw Line.....	7-21
Shooting Less Than 50% from the Free Throw Line.....	0-2
Opponent Shoots 50% or Better from the Free Throw Line.....	7-22
Opponent Shoots Less Than 50% from the Free Throw Line.....	0-1
Shooting More Free Throws Than Opponent.....	6-12
Shooting Less Free Throws Than Opponent.....	1-11
Free Throws are Tied.....	0-0
Southeast's Starters Outscore Opponent's Starters.....	4-5
Opponent's Starters Outscore Southeast's Starters.....	3-18
Starter Scoring is Tied.....	0-0
Bench Outscores Opponent.....	4-8
Opponent Bench Outscores Southeast.....	2-14
Bench Scoring is Tied.....	1-1
Bench Contributes Double Figures in Points.....	6-19
No Redhawk Players Score Double Figures.....	0-0
Two Redhawk Players Score Double Figures.....	0-9
3+ Redhawk Players Score Double Figures.....	7-13
Outrebounding an Opponent.....	5-9
Opponent Outrebounds Southeast.....	2-14
Rebounds are Tied.....	0-0
Getting 10+ Assists.....	7-12
Getting 10+ Steals.....	1-0
Getting 5+ Blocks.....	0-2
Forcing more Turnovers than Opponent.....	1-10
Committing more Turnovers than Opponent.....	5-12
Turnovers are Tied.....	0-1



## 2019-20 BASKETBALL NOTES



► Forward  
► Junior (3)  
► 6-8 ► 220  
► Starkville, Miss.  
► Starkville H.S.  
► East Mississippi CC

## DARRIOUS AGNEW

44

**2019-20:** Missed eight games, including five with a meniscus injury... Played in 21 games, including 16 off the bench... Started five contests... Was limited to three minutes due to a knee injury vs. Missouri Baptist (12/29)... Averages 4.9 points and 2.1 rebounds a game... Scored a season-high 17 points and pulled down six rebounds at Youngstown State (12/15)... Made his first career NCAA Division I start when he scored 11 points and grabbed four rebounds at Drake (12/7)... Had 15 points and six rebounds in 21 minutes vs. Cal State Fullerton (11/27)... Scored double figures in two games.

### Agnew's Game-by-Game Statistics

2019-20	FG	3P	FT	O/D	REB	F	PTS	A	TO	B	S	M
at Vanderbilt	3-6	0-0	0-0	1/1	2	1	6	0	0	0	0	10
Purdue Fort Wayne	1-5	0-0	1-2	0/1	1	1	3	0	0	0	1	11
The Citadel	2-5	0-0	0-0	1/2	3	2	4	0	0	0	1	10
Missouri S&T	3-6	0-0	3-5	2/1	3	1	9	0	1	0	0	11
vs. Cal State Fullerton	5-9	1-2	4-5	3/3	6	3	15	2	2	0	2	21
at Santa Clara	1-2	0-0	5-6	0/2	2	3	7	0	1	0	1	13
vs. Denver	1-3	0-0	0-0	0/1	1	3	2	0	3	0	0	12
at Abilene Christian	1-4	0-1	3-4	0/2	2	1	5	0	1	0	0	11
at Drake*	5-7	1-1	0-1	1/3	4	3	11	4	0	0	2	19
at Youngstown State*	8-14	0-1	1-3	2/4	6	3	17	1	2	0	2	20
at Ohio State*	2-4	0-1	0-0	0/1	1	4	4	0	3	0	0	15
at Southern Illinois*	2-7	0-1	0-0	2/2	4	1	4	0	3	0	0	19
Missouri Baptist*	0-0	0-0	0-0	0/0	0	0	0	0	0	0	0	3
at Austin Peay	DNP	-	-	-	-	-	-	-	-	-	-	-
at Murray State	DNP	-	-	-	-	-	-	-	-	-	-	-
Belmont	DNP	-	-	-	-	-	-	-	-	-	-	-
Tennessee State	DNP	-	-	-	-	-	-	-	-	-	-	-
Austin Peay	0-1	0-0	0-1	0/0	0	1	0	1	0	0	0	7
Murray State	1-7	0-1	4-4	1/4	5	5	6	1	0	0	1	22
at SIU Edwardsville	DNP	-	-	-	-	-	-	-	-	-	-	-
at Eastern Illinois	1-4	0-0	1-2	0/2	2	0	3	1	0	0	0	5
at Morehead State	DNP	-	-	-	-	-	-	-	-	-	-	-
at Eastern Kentucky	DNP	-	-	-	-	-	-	-	-	-	-	-
Jacksonville State	1-2	0-0	0-0	0/1	1	1	2	0	1	0	0	3
Tennessee Tech	1-3	0-0	0-0	0/1	1	0	2	0	1	0	0	8
UT Martin	0-0	0-0	0-0	1/0	1	1	0	0	2	0	1	3
SIU Edwardsville	DNP	-	-	-	-	-	-	-	-	-	-	-
at Jacksonville State	1-2	0-0	0-0	0/0	0	0	2	0	0	0	0	3
at Tennessee Tech	0-1	0-0	0-0	0/0	0	0	0	0	0	0	0	4
Eastern Illinois	DNP	-	-	-	-	-	-	-	-	-	-	-
at UT Martin	-	-	-	-	-	-	-	-	-	-	-	-
Total	39-92	2-8	22-33	14/31	45	34	102	10	20	0	11	230

\* - Game Started

### 2019-20 Season/Career-Highs


Points .....	17	at Youngstown State (12/15/19)
Total Rebounds .....	6	2x, last at Youngstown State (12/15/19)
Offensive .....	3	vs. Cal State Fullerton (11/27/19)
Defensive .....	4	2x, last vs. Murray State (1/18/20)
FG Made .....	8	at Youngstown State (12/15/19)
FG Attempted .....	14	at Youngstown State (12/15/19)
3-Point FG Made .....	1	2x, last at Drake (12/7/19)
3-Point FG Attempted .....	2	vs. Cal State Fullerton (11/27/19)
FT Made .....	5	at Santa Clara (11/29/19)
FT Attempted .....	6	at Santa Clara (11/29/19)
Assists .....	4	at Drake (12/7/19)
Blocks .....	-	-
Steals .....	2	3x, last at Youngstown State (12/15/19)
Minutes .....	22	vs. Murray State (1/18/20)

### Agnew's Career Statistics at Southeast Missouri

Overall																			
Season	G-GS	Min	Avg	FG-FGA	Pct	3FG-3FGA	Pct	FT-FTA	Pct	Off	Def	Tot	Avg	PF	FO	A	TO	Blk	Stl
2019-20	21-5	230	11.0	39-92	.424	2-8	.250	22-33	.667	14	31	45	2.1	34	1	10	20	0	11
Ohio Valley Conference Games Only																			
Season	G-GS	Min	Avg	FG-FGA	Pct	3FG-3FGA	Pct	FT-FTA	Pct	Off	Def	Tot	Avg	PF	FO	A	TO	Blk	Stl
2019-20	8-0	55	6.9	5-20	.250	0-1	.000	5-7	.714	2	8	10	1.3	8	1	3	4	0	2



## 2019-20 BASKETBALL NOTES



► Forward  
► Sophomore (2)  
► 6-0 ► 160  
► Columbia, S.C.  
► Wilson H.S.

## ALEX CALDWELL

0

**2019-20:** Was named to the Cable Car Classic All-Tournament Team...Averages 11.7 points and 2.3 rebounds per contest as the Redhawks active leading scorer through 30 games and 28 starts...Leads the team with 87 assists and 28 steals...Scored double figures in 18 of his last 27 games and 13 of the last 19 contests...Dropped in a career-high 29 points at Morehead State (1/30), his second-straight 20-point game...Scored 20 points with 16 in the second half at Eastern Illinois (1/25)...Scored 18 points and made a career-best six 3-pointers at Drake (12/7)...Had 18 points at Murray State (1/4)...Posted 16 points in back-to-back games at Santa Clara (11/29) and vs. Denver (11/30)...Had a career-high five steals at Santa Clara (11/29)...Dished out a career-high eight assists vs. Jacksonville State (2/6)...Made a big 3-pointer that pulled the Redhawks within a point with 1:45 left to play against Purdue Fort Wayne (11/10)...Drained a 3-pointer with 17 seconds left to lift SEMO to a one-point win over Missouri S&T (11/22)...Leads the team in minutes (31 mpg), field goal attempts (307), 3-point field goals made (44) and 3-point field goal attempts (131)...Scored seven points in the final 36 seconds of the Redhawks win vs. UT Martin (2/13)...Ranks 21st in the Ohio Valley Conference in scoring and 12th in minutes played.

### 2019-20 Season-Highs

Points .....	29	at Morehead State (1/30/20)
Total Rebounds .....	6	at Tennessee Tech (2/22/20)
Offensive .....	2	vs. UT Martin (2/13/20)
Defensive .....	5	2x, last at Tennessee Tech (2/22/20)
FG Made .....	10	at Morehead State (1/30/20)
FG Attempted.....	20	at Morehead State (1/30/20)
3-Point FG Made.....	6	at Drake (12/7/19)
3-Point FG Attempted.....	9	at Drake (12/7/19)
FT Made.....	9	vs. SIU Edwardsville (2/15/20)
FT Attempted.....	10	vs. SIU Edwardsville (2/15/20)
Assists .....	8	vs. Jacksonville State (2/6/20)
Blocks.....	2	vs. Tennessee Tech (2/8/20)
Steals.....	5	at Santa Clara (11/29/19)
Minutes .....	40	vs. UT Martin (2/13/20)

### Caldwell's Game-by-Game Statistics

2019-20	FG	3P	FT	Q/D	REB	E	PTS	A	TO	B	S	M
at Vanderbilt*	3-8	0-3	2-2	0/4	4	3	8	1	1	0	1	32
Purdue Fort Wayne*	4-10	2-5	2-4	0/3	3	2	12	2	3	0	0	34
The Citadel*	1-9	0-4	2-4	1/0	1	3	4	6	5	0	1	29
Missouri S&T*	4-11	2-3	2-2	1/2	3	1	12	2	1	1	0	29
vs. Cal State Fullerton*	3-10	1-4	4-4	0/2	2	3	11	0	0	1	2	35
at Santa Clara*	6-11	0-2	4-4	0/1	1	1	16	4	2	1	5	34
vs. Denver*	6-11	2-6	2-2	1/2	3	0	16	2	1	0	3	29
at Abilene Christian*	4-10	0-1	0-0	0/0	0	5	8	1	1	0	1	28
at Drake*	6-11	6-9	0-1	0/3	3	1	18	1	6	1	0	36
at Youngstown State*	0-6	0-3	0-0	0/1	1	1	0	4	4	0	0	28
at Ohio State*	1-9	0-4	0-0	1/1	2	2	2	0	1	0	1	24
at Southern Illinois*	3-7	2-3	2-2	0/0	0	2	10	1	3	0	1	29
Missouri Baptist*	6-9	3-6	0-0	0/1	1	1	15	5	0	1	3	28
at Austin Peay*	5-10	2-5	0-0	0/0	0	2	12	2	1	1	1	26
at Murray State*	8-15	2-6	0-0	1/1	2	2	18	3	1	1	2	33
Belmont	5-9	0-3	1-2	1/0	1	1	11	0	2	1	0	22
Tennessee State	5-11	2-5	3-3	1/0	1	1	15	3	2	1	0	28
Austin Peay*	1-5	1-2	0-2	1/2	3	2	3	1	4	0	0	24
Murray State*	4-10	1-3	0-0	1/0	1	5	9	6	3	0	2	35
at SIU Edwardsville*	5-11	3-5	2-2	0/3	3	0	15	2	1	0	0	28
at Eastern Illinois*	7-17	1-8	5-6	1/3	4	2	20	2	3	0	0	34
at Morehead State*	10-20	2-4	7-8	1/4	5	2	29	1	3	0	0	32
at Eastern Kentucky*	2-7	0-2	0-1	0/1	1	3	4	3	4	0	0	27
Jacksonville State*	6-9	2-4	3-4	0/5	5	5	17	8	6	0	0	33
Tennessee Tech*	2-6	0-1	2-2	0/4	4	3	6	6	3	2	1	32
UT Martin*	5-15	3-8	1-1	2/0	2	3	14	7	0	0	0	40
SIU Edwardsville*	2-6	2-4	9-10	0/1	1	3	15	2	1	1	1	34
at Jacksonville State*	5-10	3-7	0-0	0/4	4	3	13	3	5	0	1	35
at Tennessee Tech*	3-15	1-7	2-2	1/5	6	2	9	4	0	0	2	36
Eastern Illinois*	3-9	1-4	1-2	1/0	1	3	8	5	1	0	0	35
at UT Martin												
Total	125-307	44-131	56-70	15/53	68	67	360	94	68	12	28	829

\* - Game Started

### Career-Highs


Points .....	29	at Morehead State (1/30/20)
Total Rebounds .....	6	at Tennessee Tech (2/22/20)
Offensive .....	2	3x, last vs. UT Martin (2/13/20)
Defensive .....	5	2x, last at Tennessee Tech (2/22/20)
FG Made .....	10	at Morehead State (1/30/20)
FG Attempted.....	20	at Morehead State (1/30/20)
3-Point FG Made.....	6	at Drake (12/7/19)
3-Point FG Attempted.....	9	at Drake (12/7/19)
FT Made.....	9	vs. SIU Edwardsville (2/15/20)
FT Attempted.....	10	vs. SIU Edwardsville (2/15/20)
Assists .....	8	vs. Jacksonville State (2/6/20)
Blocks.....	2	2x, last vs. Tennessee Tech (2/8/20)
Steals.....	5	at Santa Clara (11/29/19)
Minutes .....	40	vs. UT Martin (2/13/20)

### Caldwell's Career Statistics at Southeast Missouri

Overall																			
Season	G-GS	Min	Avg	FG-FGA	Pct	3FG-3FGA	Pct	FT-FTA	Pct	Off	Def	Tot	Avg	PF	FQ	A	TO	Blk	Stl
2018-19	24-5	495	20.6	71-158	.449	30-77	.390	36-46	.783	14	31	45	1.9	51	0	40	31	5	22
2019-20	30-28	929	31.0	125-307	.407	44-131	.336	56-70	.800	15	53	68	2.3	67	3	87	68	12	28
Total	54-33	1424	26.4	196-465	.422	74-208	.356	92-116	.793	29	84	113	2.1	118	3	127	99	17	50
Ohio Valley Conference Games Only																			
Season	G-GS	Min	Avg	FG-FGA	Pct	3FG-3FGA	Pct	FT-FTA	Pct	Off	Def	Tot	Avg	PF	FQ	A	TO	Blk	Stl
2018-19	12-5	265	22.1	30-70	.429	12-31	.387	21-27	.778	6	9	15	1.3	28	0	14	18	1	11
2019-20	17-15	534	31.4	78-185	.422	26-78	.333	36-45	.800	11	33	44	2.6	42	2	58	40	7	10
Total	29-20	799	27.6	108-255	.424	38-109	.349	57-72	.792	17	42	59	2.0	70	2	72	58	8	21



## 2019-20 BASKETBALL NOTES



► Forward  
► Junior (3)  
► 6-7 ► 200  
► Greenville, Ohio  
► Greenville H.S.

## ISAIAH GABLE

# 13

**2019-20:** Missed his first game of the season due to a bruised thigh injury vs. Missouri Baptist (12/29)...Returned to score five points in 18 minutes at Austin Peay (1/2)...Saw action in 26 games off the bench and made three starts...Averages five points and 2.2 rebounds per contest...Made his first start of the season at Eastern Kentucky (Feb. 1)...Ranks third on the team with 28 three-pointers made...Drew a big charge on defense late in the game during the Redhawks win over Purdue Fort Wayne (11/10)...Dropped in a season-high 13 points at Tennessee Tech (2/22)...Scored 11 points at Murray State (1/4)...Scored double figures in four games...Made a season-best three 3-pointers at Youngstown State (12/15), vs. Tennessee State (1/11) and at Tennessee Tech (2/22)...Added 10 points at #5 Ohio State (12/17).

### Gable's Game-by-Game Statistics

2019-20	FG	3P	FT	O/D	REB	E	PTS	A	TO	B	S	M
at Vanderbilt	1-4	0-1	0-1	2/0	2	1	2	0	0	0	0	10
Purdue Fort Wayne	2-6	1-3	0-0	0/2	2	2	5	1	0	0	0	21
The Citadel	3-5	2-4	0-0	0/4	4	1	8	1	0	0	2	25
Missouri S&T	2-3	0-1	0-0	0/2	2	1	4	1	1	0	0	16
vs. Cal State Fullerton	1-3	0-2	0-0	0/3	3	2	2	0	2	0	0	18
at Santa Clara	4-10	2-6	0-2	0/1	1	2	10	0	0	0	0	25
vs. Denver	0-6	0-6	1-2	0/3	3	4	1	2	3	0	1	30
at Abilene Christian	0-3	0-3	0-0	0/3	3	0	0	0	1	0	0	15
at Drake	2-3	1-1	0-0	0/0	0	3	5	0	0	0	0	14
at Youngstown State	3-4	3-4	1-2	1/5	6	3	10	2	1	0	0	24
at Ohio State	4-8	2-4	0-0	0/0	0	4	10	0	1	0	0	21
at Southern Illinois	0-3	0-2	0-0	0/0	0	2	0	0	0	0	0	15
Missouri Baptist	DNP	-	-	-	-	-	-	-	-	-	-	-
at Austin Peay	2-4	1-2	0-0	1/0	1	2	5	0	0	0	0	18
at Murray State	4-9	1-4	2-2	1/2	3	1	11	1	1	1	0	29
Belmont	1-4	1-4	0-0	0/2	2	2	3	0	1	0	1	15
Tennessee State	3-7	3-7	0-1	0/3	3	0	9	1	2	0	1	26
Austin Peay	1-4	0-2	0-0	0/3	3	2	2	0	1	0	0	23
Murray State	1-3	1-3	3-4	0/3	3	3	6	1	2	0	0	26
at SIU Edwardsville	0-5	0-5	2-2	0/3	3	2	2	1	0	0	0	27
at Eastern Illinois	1-2	1-2	0-0	0/4	4	3	3	0	0	0	1	21
at Morehead State	1-3	0-0	0-0	0/1	1	4	2	0	1	0	0	16
at Eastern Kentucky*	2-7	2-6	0-0	1/3	4	3	6	2	0	0	0	31
Jacksonville State*	1-4	0-2	1-2	0/2	2	4	3	1	0	0	0	22
Tennessee Tech*	1-6	0-4	2-2	0/2	2	4	4	0	3	1	0	22
UT Martin	0-1	0-1	0-0	0/2	2	3	0	0	2	0	0	6
SIU Edwardsville	2-5	2-4	2-2	0/1	1	3	8	1	1	0	0	16
at Jacksonville State	2-4	1-2	2-2	0/0	0	3	7	0	0	0	0	13
at Tennessee Tech	5-8	3-5	0-0	0/1	1	1	13	2	1	0	0	27
Eastern Illinois	1-5	1-5	0-0	0/4	4	0	3	0	0	0	1	19
at UT Martin												
Total	50-136	28-92	16-24	6/56	62	65	144	17	23	2	7	576

\* - Game Started

### Career-Highs

Points	28	vs. UT Martin (1/5/19)
Total Rebounds	10	vs. Hannibal-LaGrange (11/28/17)
Offensive	4	vs. UT Martin (2/24/18)
Defensive	10	vs. Hannibal-LaGrange (11/28/17)
FG Made	11	vs. UT Martin (1/5/19)
FG Attempted	17	vs. UT Martin (1/5/19)
3-Point FG Made	4	3x, last vs. Tennessee State (2/28/19)
3-Point FG Attempted	9	2x, last at Morehead State (1/17/19)
FT Made	5	vs. Eastern Illinois (1/26/19)
FT Attempted	6	vs. Eastern Illinois (1/26/19)
Assists	5	vs. Jacksonville State (2/9/19)
Blocks	2	vs. Southern Illinois (12/8/18)
Steals	2	vs. The Citadel (11/19/19)
Minutes	40	vs. UT Martin (1/5/19)

### 2019-20 Season-Highs


Points	13	at Tennessee Tech (2/22/20)
Total Rebounds	6	at Youngstown State (12/15/19)
Offensive	2	at Vanderbilt (11/6/19)
Defensive	5	at Youngstown State (12/15/19)
FG Made	5	at Tennessee Tech (2/22/20)
FG Attempted	10	at Santa Clara (11/29/19)
3-Point FG Made	3	3x, last at Tennessee Tech (2/22/20)
3-Point FG Attempted	7	vs. Tennessee State (1/11/20)
FT Made	3	vs. Murray State (1/18/20)
FT Attempted	4	vs. Murray State (1/18/20)
Assists	2	4x, last at Tennessee Tech (2/22/20)
Blocks	1	2x, last vs. Tennessee Tech (2/8/20)
Steals	2	vs. The Citadel (11/19/19)
Minutes	31	at Eastern Kentucky (2/1/20)

### Gable's Career Statistics at Southeast Missouri

Season	G-GS	Min	Avg	FG-FGA	Pct	3FG-3FGA	Pct	FT-FTA	Pct	Off	Def	Tot	Avg	PF	FO	A	TO	Blk	Stl	Pts	Avg
2017-18	15-0	187	12.5	22-55	.400	13-36	.361	7-11	.636	5	23	28	1.9	19	0	6	7	0	0	64	4.3
2018-19	31-24	705	22.7	85-184	.462	51-127	.402	30-39	.769	16	79	95	3.1	59	0	34	31	6	11	251	8.1
2019-20	29-3	591	20.4	50-139	.360	28-95	.295	16-24	.667	6	59	65	2.2	65	0	17	24	2	7	144	5.0
Total	75-27	1483	19.8	157-378	.415	92-258	.357	53-74	.716	27	161	188	2.5	143	0	57	62	8	18	459	6.1
Ohio Valley Conference Games Only																					
2017-18	4-0	47	11.8	7-17	.412	2-9	.222	3-4	.750	5	6	11	2.8	5	0	2	1	0	0	19	4.8
2018-19	18-11	433	24.1	61-117	.521	35-76	.461	22-28	.786	12	48	60	3.3	30	0	18	14	1	7	179	9.9
2019-20	17-3	357	21.0	28-81	.346	17-58	.293	14-17	.824	3	36	39	2.3	40	0	10	15	2	4	87	5.1
Total	39-14	837	21.5	96-215	.447	54-143	.378	39-49	.796	20	90	110	2.8	75	0	30	30	3	11	285	7.3



## 2019-20 BASKETBALL NOTES



► Guard  
► Junior (3)  
► 6-3 ► 205  
► Antioch, Ill.  
► Lake Forest Academy  
► John A. Logan College

5

## CHRIS HARRIS

**2019-20:** Is out for the season with a knee injury...Finished as the Redhawks leading scorer in his only two games of the season...Was the team's leading scorer (15.5 ppg)...Began his Southeast Missouri career with a team-high 15 points off the bench at Vanderbilt (11/6)...Four days later, he came off the bench to score 16 points and made the game-winning 3-pointer with 27 seconds left vs. Purdue Fort Wayne (11/10)...Suffered his season-ending injury during practice prior to The Citadel game.

### Harris' Game-by-Game Statistics

2019-20	FG	3P	FT	O/D	REB	F	PTS	A	TO	B	S	M
at Vanderbilt	6-9	2-3	1-2	0/1	1	2	15	0	3	1	0	28
Purdue Fort Wayne	3-6	3-4	7-8	0/5	5	3	16	2	2	0	0	26
The Citadel	DNP	-	-	-	-	-	-	-	-	-	-	-
Missouri S&T	DNP	-	-	-	-	-	-	-	-	-	-	-
vs. Cal State Fullerton	DNP	-	-	-	-	-	-	-	-	-	-	-
at Santa Clara	DNP	-	-	-	-	-	-	-	-	-	-	-
vs. Denver	DNP	-	-	-	-	-	-	-	-	-	-	-
at Abilene Christian	DNP	-	-	-	-	-	-	-	-	-	-	-
at Drake	DNP	-	-	-	-	-	-	-	-	-	-	-
at Youngstown State	DNP	-	-	-	-	-	-	-	-	-	-	-
at Ohio State	DNP	-	-	-	-	-	-	-	-	-	-	-
at Southern Illinois	DNP	-	-	-	-	-	-	-	-	-	-	-
Missouri Baptist	DNP	-	-	-	-	-	-	-	-	-	-	-
at Austin Peay	DNP	-	-	-	-	-	-	-	-	-	-	-
at Murray State	DNP	-	-	-	-	-	-	-	-	-	-	-
Belmont	DNP	-	-	-	-	-	-	-	-	-	-	-
Tennessee State	DNP	-	-	-	-	-	-	-	-	-	-	-
Austin Peay	DNP	-	-	-	-	-	-	-	-	-	-	-
Murray State	DNP	-	-	-	-	-	-	-	-	-	-	-
at SIU Edwardsville	DNP	-	-	-	-	-	-	-	-	-	-	-
at Eastern Illinois	DNP	-	-	-	-	-	-	-	-	-	-	-
at Morehead State	DNP	-	-	-	-	-	-	-	-	-	-	-
at Eastern Kentucky	DNP	-	-	-	-	-	-	-	-	-	-	-
Jacksonville State	DNP	-	-	-	-	-	-	-	-	-	-	-
Tennessee Tech	DNP	-	-	-	-	-	-	-	-	-	-	-
UT Martin	DNP	-	-	-	-	-	-	-	-	-	-	-
SIU Edwardsville	DNP	-	-	-	-	-	-	-	-	-	-	-
at Jacksonville State	DNP	-	-	-	-	-	-	-	-	-	-	-
at Tennessee Tech	DNP	-	-	-	-	-	-	-	-	-	-	-
Eastern Illinois	DNP	-	-	-	-	-	-	-	-	-	-	-
at UT Martin	DNP	-	-	-	-	-	-	-	-	-	-	-
Total	9-15	5-7	8-10	0/6	6	5	31	2	5	1	0	54

\* - Game Started

### 2019-20 Season/Career-Highs


Points .....	16	vs. Purdue Fort Wayne (11/10/19)
Total Rebounds .....	5	vs. Purdue Fort Wayne (11/10/19)
Offensive .....	-	-
Defensive .....	5	vs. Purdue Fort Wayne (11/10/19)
FG Made .....	6	at Vanderbilt (11/6/19)
FG Attempted .....	9	at Vanderbilt (11/6/19)
3-Point FG Made .....	3	vs. Purdue Fort Wayne (11/10/19)
3-Point FG Attempted .....	4	vs. Purdue Fort Wayne (11/10/19)
FT Made .....	7	vs. Purdue Fort Wayne (11/10/19)
FT Attempted .....	8	vs. Purdue Fort Wayne (11/10/19)
Assists .....	2	vs. Purdue Fort Wayne (11/10/19)
Blocks .....	1	at Vanderbilt (11/6/19)
Steals .....	-	-
Minutes .....	28	at Vanderbilt (11/6/19)

### Harris' Career Statistics at Southeast Missouri

Overall																			
Season	G-GS	Min	Avg	FG-FGA	Pct	3FG-3FGA	Pct	FT-FTA	Pct	Off	Def	Tot	Avg	PF	FQ	A	TO	Blk	Stl
2019-20	2-0	74	37.0	9-15	.600	5-7	.714	8-10	.800	0	6	6	3.0	5	0	2	5	1	0
Ohio Valley Conference Games Only																			
Season	G-GS	Min	Avg	FG-FGA	Pct	3FG-3FGA	Pct	FT-FTA	Pct	Off	Def	Tot	Avg	PF	FQ	A	TO	Blk	Stl
2019-20																			



## 2019-20 BASKETBALL NOTES



► Guard  
► Senior (5)  
► 6-5 ► 205  
► Melbourne, Fla.  
► Trinity Episcopal H.S.  
► Embry-Riddle

3

## SKYLER HOGAN

**2019-20:** Is averaging 9.2 points and 4.3 rebounds per game after 29 starts...Scored double figures in 14 games...Tied for first on the team with 44 three-pointers made...Dropped in 11 points on 4-of-7 field goals and 2-of-2 three-pointers vs. Purdue Fort Wayne (11/10)...Followed that up with 11 points vs. The Citadel (11/19)...Scored 16 points vs. Denver (11/30)...Grabbed a career-high 12 rebounds at Drake (12/7)...Dropped in 16 points vs. Jacksonville State (2/6)...Scored a season-high 21 points vs. UT Martin (2/13)...Added 17 points vs. SIU Edwardsville (2/15)...Ranks 27th in the Ohio Valley Conference in minutes played (28.2 mpg)...Scored double figures in each of his last five starts.

### Hogan's Game-by-Game Statistics

2019-20	FG	3P	FT	Q/D	REB	E	PTS	A	TO	B	S	M
at Vanderbilt*	1-2	0-1	0-0	0/1	1	1	2	1	1	0	0	9
Purdue Fort Wayne*	4-7	2-2	1-2	0/2	2	2	11	3	0	0	0	27
The Citadel*	5-11	1-6	0-1	0/5	5	2	11	0	3	0	2	31
Missouri S&T*	3-7	1-3	1-2	1/5	6	2	8	1	2	0	0	30
vs. Cal State Fullerton*	0-2	0-0	0-0	0/2	2	1	0	0	1	0	0	16
at Santa Clara*	3-7	1-3	5-5	0/6	6	2	12	0	2	0	0	28
vs. Denver*	7-8	2-3	0-0	0/2	2	1	16	0	4	0	2	23
at Abilene Christian*	5-13	1-2	0-0	1/6	7	0	11	0	0	0	0	32
at Drake*	3-6	2-5	1-2	0/12	12	5	9	1	2	0	1	38
at Youngstown State*	3-8	3-6	0-0	2/4	6	1	9	2	1	0	1	34
at Ohio State*	0-8	0-4	2-2	1/1	2	0	2	1	1	0	0	32
at Southern Illinois*	5-10	2-4	3-4	1/6	7	2	15	1	1	0	1	34
Missouri Baptist*	2-7	2-5	2-2	0/4	4	0	8	2	2	0	2	29
at Austin Peay*	3-11	2-6	3-3	0/2	2	1	11	2	1	0	0	33
at Murray State*	2-6	1-3	0-0	1/5	6	3	5	0	1	0	0	29
Belmont*	1-6	0-2	0-0	1/2	3	0	2	0	0	1	0	24
Tennessee State*	1-4	1-3	2-2	0/2	2	3	5	0	0	0	0	23
Austin Peay*	3-8	0-3	1-2	0/4	4	2	7	1	0	0	1	23
Murray State*	6-9	3-4	1-1	0/1	1	1	16	0	2	0	0	34
at SIU Edwardsville*	2-8	1-5	2-2	0/1	1	2	7	0	0	0	0	22
at Eastern Illinois*	3-10	1-3	0-0	1/7	8	2	7	0	1	0	0	21
at Morehead State*	1-3	0-2	0-0	0/2	2	1	2	2	0	1	1	30
at Eastern Kentucky*	0-4	0-1	0-0	0/4	4	1	0	1	2	0	0	19
Jacksonville State	6-10	4-6	0-0	0/7	7	1	16	2	1	0	0	30
Tennessee Tech*	2-6	1-3	0-0	0/3	3	0	5	0	0	0	0	21
UT Martin*	7-15	4-11	3-4	1/4	5	1	21	1	1	1	0	40
SIU Edwardsville*	6-16	3-9	2-2	0/5	5	0	17	2	1	0	1	38
at Jacksonville State*	4-13	1-6	2-2	1/4	5	1	11	2	2	0	0	32
at Tennessee Tech*	6-13	3-6	0-0	1/4	5	3	15	2	4	0	0	36
Eastern Illinois*	6-14	2-5	0-0	0/4	4	4	14	0	2	0	1	29
at UT Martin												
Total	100-252	44-122	40-107	12/117	129	45	275	27	38	3	13	847

\* - Game Started

### 2019-20 Season-Highs

Points .....	21	vs. UT Martin (2/13/20)
Total Rebounds .....	12	at Drake (12/7/19)
Offensive .....	3	at Youngstown State (12/15/19)
Defensive .....	12	at Drake (12/7/19)
FG Made .....	7	2x, last vs. UT Martin (2/13/20)
FG Attempted.....	16	2x, last vs. SIU Edwardsville (2/15/20)
3-Point FG Made.....	4	2x, last vs. UT Martin (2/13/20)
3-Point FG Attempted.....	11	vs. UT Martin (2/13/20)
FT Made.....	5	at Santa Clara (11/29/19)
FT Attempted.....	5	at Santa Clara (11/29/19)
Assists .....	3	vs. Purdue Fort Wayne (11/10/19)
Blocks.....	1	3x, last vs. UT Martin (2/13/20)
Steals.....	2	3x, last vs. Missouri Baptist (12/29/19)
Minutes .....	40	vs. UT Martin (2/13/20)

### Career-Highs


Points .....	25	at Mississippi Valley State (12/4/18)
Total Rebounds .....	12	at Drake (12/7/19)
Offensive .....	3	2x, last at Youngstown State (12/15/19)
Defensive .....	12	at Drake (12/7/19)
FG Made .....	10	at Mississippi Valley State (12/4/18)
FG Attempted.....	16	3x, last vs. SIU Edwardsville (2/15/20)
3-Point FG Made.....	5	at Mississippi Valley State (12/4/18)
3-Point FG Attempted.....	11	2x, last vs. UT Martin (2/13/20)
FT Made.....	10	at Eastern Kentucky (1/19/19)
FT Attempted.....	13	at Eastern Kentucky (1/19/19)
Assists .....	4	at Mississippi Valley State (12/4/18)
Blocks.....	2	2x, last at Mississippi Valley State (12/4/18)
Steals.....	3	at UT Martin (2/14/19)
Minutes .....	45	vs. SIU Edwardsville (1/24/19)

### Hogan's Career Statistics at Southeast Missouri

Overall																			
Season	G-GS	Min	Avg	FG-FGA	Pct	3FG-3FGA	Pct	FT-FTA	Pct	Off	Def	Tot	Avg	PF	FQ	A	TO	Blk	Stl
2018-19	30-27	790	26.3	120-274	.438	46-121	.380	33-43	.767	16	82	98	3.3	42	0	33	35	5	21
2019-20	30-29	847	28.2	100-252	.397	44-122	.361	31-38	.816	12	117	129	4.3	45	1	27	38	3	13
Total	60-56	1637	27.3	220-526	.418	90-243	.370	64-81	.790	28	199	227	3.8	87	1	60	73	8	34
Ohio Valley Conference Games Only																			
Season	G-GS	Min	Avg	FG-FGA	Pct	3FG-3FGA	Pct	FT-FTA	Pct	Off	Def	Tot	Avg	PF	FQ	A	TO	Blk	Stl
2018-19	17-15	441	25.9	59-141	.418	16-55	.291	21-30	.700	6	49	55	3.2	22	0	19	20	0	13
2019-20	17-16	484	28.5	59-156	.378	27-78	.346	16-18	.889	6	61	67	3.9	26	0	15	18	3	4
Total	34-31	925	27.2	118-297	.397	43-133	.323	37-48	.771	12	110	122	3.6	48	0	34	38	3	17



## 2019-20 BASKETBALL NOTES



► Guard  
► Junior (3)  
► 6-0 ► 170  
► Tapei, Taiwan  
► Songshan H.S.  
► Marshalltown CC

4

## OSCAR KAO

**2019-20:** Did not play in two games due to illness...Averages 3.1 points...Started three games...Had a career-high 15 points vs. Belmont (1/9), his second double-digit scoring game of the season...Made his first career start in the season-opener at Vanderbilt (11/6)...Pulled down two rebounds in 12 minutes...Played six minutes and scored two points off the bench vs. Purdue Fort Wayne (11/10)...Logged 10 minutes and scored two points vs. The Citadel (11/19)...Scored a career-high 10 points in 22 minutes off the bench vs. Missouri S&T (11/22)...Had a career-high six assists vs. Denver (11/30)...Logged his first career Ohio Valley Conference start at Murray State (1/4).

### Kao's Game-by-Game Statistics

2019-20	FG	3P	FT	O/D	REB	F	PTS	A	TO	B	S	M
at Vanderbilt*	0-0	0-0	0-0	1/1	2	1	0	0	1	0	0	12
Purdue Fort Wayne	1-3	0-1	0-0	1/0	1	2	2	1	0	0	0	6
The Citadel	1-4	0-1	0-0	1/0	1	2	2	0	0	0	0	10
Missouri S&T	4-8	1-3	1-4	0/1	1	3	10	2	1	0	0	22
vs. Cal State Fullerton	3-9	0-1	0-0	0/0	0	2	6	1	0	0	2	31
at Santa Clara	0-2	0-0	0-0	0/0	0	5	0	0	0	0	0	9
vs. Denver	0-2	0-1	0-0	0/1	1	2	0	6	3	0	3	21
at Abilene Christian	0-1	0-0	0-0	0/0	0	0	0	0	2	0	0	9
at Drake	0-0	0-0	2-2	0/0	0	1	2	2	0	0	1	4
at Youngstown State	3-9	0-1	0-1	1/1	2	2	6	2	1	0	1	27
at Ohio State	3-13	1-4	2-2	0/2	2	2	9	0	0	0	1	24
at Southern Illinois	1-3	0-0	0-0	0/0	0	0	2	1	3	0	0	15
Missouri Baptist	0-0	0-0	0-0	0/0	0	0	0	0	1	0	0	2
at Austin Peay	1-4	1-3	0-0	0/1	1	3	3	2	1	0	0	11
at Murray State*	1-6	0-1	2-2	0/2	2	3	4	1	0	0	0	18
Belmont*	5-10	1-2	4-4	0/5	5	4	15	4	1	0	0	31
Tennessee State*	1-2	0-0	0-0	1/0	1	2	2	0	4	0	0	10
Austin Peay	DNP	-	-	-	-	-	-	-	-	-	-	-
Murray State	DNP	-	-	-	-	-	-	-	-	-	-	-
at SIU Edwardsville	1-3	1-1	0-0	0/1	1	3	3	1	1	0	2	11
at Eastern Illinois	1-1	0-0	0-0	0/0	0	1	2	0	1	0	1	3
at Morehead State	0-0	0-0	0-0	0/0	0	0	0	0	3	0	0	8
at Eastern Kentucky	0-1	0-0	0-0	1/1	2	1	0	0	2	0	0	4
Jacksonville State	DNP	-	-	-	-	-	-	-	-	-	-	-
Tennessee Tech	0-3	0-1	0-0	0/1	1	1	0	0	0	0	1	10
UT Martin	DNP	-	-	-	-	-	-	-	-	-	-	-
SIU Edwardsville	DNP	-	-	-	-	-	-	-	-	-	-	-
at Jacksonville State	DNP	-	-	-	-	-	-	-	-	-	-	-
at Tennessee Tech	DNP	-	-	-	-	-	-	-	-	-	-	-
Eastern Illinois	DNP	-	-	-	-	-	-	-	-	-	-	-
at UT Martin												
Total	26-84	5-20	11-15	6/17	23	40	68	23	25	0	12	298

\* - Game Started

### 2019-20 Season-Highs

Points .....	15	vs. Belmont (1/9/20)
Total Rebounds .....	5	vs. Belmont (1/9/20)
Offensive .....	1	6x, last at Eastern Kentucky (2/1/20)
Defensive .....	5	vs. Belmont (1/9/20)
FG Made .....	5	vs. Belmont (1/9/20)
FG Attempted .....	13	at Ohio State (12/17/19)
3-Point FG Made .....	1	5x, last at SIU Edwardsville (1/23/20)
3-Point FG Attempted .....	4	at Ohio State (12/17/19)
FT Made .....	4	vs. Belmont (1/9/20)
FT Attempted .....	4	2x, last vs. Belmont (1/9/20)
Assists .....	6	vs. Denver (11/30/19)
Blocks .....	-	-
Steals .....	3	vs. Denver (11/30/19)
Minutes .....	31	2x, last vs. Belmont (1/9/20)

### Career-Highs


Points .....	15	vs. Belmont (1/9/20)
Total Rebounds .....	5	vs. Belmont (1/9/20)
Offensive .....	1	7x, last at Eastern Kentucky (2/1/20)
Defensive .....	5	vs. Belmont (1/9/20)
FG Made .....	5	vs. Belmont (1/9/20)
FG Attempted .....	13	at Ohio State (12/17/19)
3-Point FG Made .....	2	3x, last vs. Belmont (3/2)
3-Point FG Attempted .....	4	at Ohio State (12/17/19)
FT Made .....	4	vs. Belmont (1/9/20)
FT Attempted .....	4	2x, last vs. Belmont (1/9/20)
Assists .....	6	vs. Denver (11/30/19)
Blocks .....	-	-
Steals .....	3	vs. Denver (11/30/19)
Minutes .....	31	2x, last vs. Belmont (1/9/20)

### Kao's Career Statistics at Southeast Missouri

Overall																			
Season	G-GS	Min	Avg	FG-FGA	Pct	3FG-3FGA	Pct	FT-FTA	Pct	Off	Def	Tot	Avg	PF	FO	A	TO	Blk	Stl
2018-19	20-0	163	8.2	24-46	.522	13-23	.565	4-4	1.000	2	11	13	0.7	15	0	21	14	0	6
2019-20	22-4	298	13.5	26-84	.310	5-20	.250	11-15	.733	6	17	23	1.0	40	1	23	25	0	12
Total	42-4	461	11.0	50-130	.385	18-43	.419	15-19	.789	8	28	36	0.9	55	1	44	39	0	18
Ohio Valley Conference Games Only																			
Season	G-GS	Min	Avg	FG-FGA	Pct	3FG-3FGA	Pct	FT-FTA	Pct	Off	Def	Tot	Avg	PF	FO	A	TO	Blk	Stl
2018-19	12-0	122	10.2	16-30	.533	9-14	.643	2-2	1.000	1	8	9	0.8	10	0	16	12	0	6
2019-20	9-3	106	11.8	10-30	.333	3-8	.375	6-6	1.000	2	11	13	1.4	18	0	8	13	0	4
Total	21-3	228	10.9	26-60	.433	12-22	.545	8-8	1.000	3	19	22	1.0	28	0	24	25	0	10



## 2019-20 BASKETBALL NOTES



► Guard  
► Freshman (2)  
► 6-5 ► 180  
► Durham, N.C.  
► Voyager Academy

## JORDAN LOVE

# 2

**2019-20:** Saw action in 24 games, including 20 off the bench...Scored a career-best 14 points in his first career start at Morehead State (1/30)... Followed that up with 12 points two days later at Eastern Kentucky (2/1)... Played in his first career game vs. The Citadel (11/19)...Scored eight points and grabbed a season-best four rebounds vs. Tennessee State (1/11)... Matched his season-high eight points at Eastern Illinois (1/25)...Scored the first points of his career on a 3-pointer vs. Denver (11/30)...Dished out a career-high five assists vs. Austin Peay (1/16)...Averages 3.1 points per game...Started four games.

### Love's Game-by-Game Statistics

2019-20	FG	3P	FT	O/D	REB	E	PTS	A	TO	B	S	M
at Vanderbilt	DNP	-	-	-	-	-	-	-	-	-	-	-
Purdue Fort Wayne	DNP	-	-	-	-	-	-	-	-	-	-	-
The Citadel	0-0	0-0	0-0	0/0	0	0	0	0	0	0	0	4
Missouri S&T	0-0	0-0	0-0	0/0	0	0	0	0	0	0	0	1
vs. Cal State Fullerton	DNP	-	-	-	-	-	-	-	-	-	-	-
at Santa Clara	DNP	-	-	-	-	-	-	-	-	-	-	-
vs. Denver	1-1	1-1	0-0	0/1	1	0	3	0	1	0	1	9
at Abilene Christian	1-1	0-0	0-0	0/0	0	0	2	0	0	0	0	4
at Drake	DNP	-	-	-	-	-	-	-	-	-	-	-
at Youngstown State	0-4	0-2	1-4	0/1	1	0	1	0	0	0	1	12
at Ohio State	0-1	0-0	0-0	0/1	1	0	0	0	0	0	0	5
at Southern Illinois	0-0	0-0	0-0	0/3	3	1	0	0	1	0	0	6
Missouri Baptist	2-5	0-1	0-0	0/2	2	1	4	0	0	0	0	14
at Austin Peay	0-1	0-0	0-0	0/1	1	1	0	1	1	0	0	9
at Murray State	0-3	0-0	0-0	1/0	1	0	0	0	1	0	0	12
Belmont	1-1	0-0	2-2	0/0	0	0	4	0	0	0	1	11
Tennessee State	3-7	0-1	2-4	1/3	4	2	8	2	1	0	0	26
Austin Peay	1-5	1-2	2-2	2/0	2	1	5	5	0	1	0	24
Murray State	0-2	0-1	0-2	0/2	2	2	0	0	1	0	0	7
at SIU Edwardsville	2-4	0-1	0-2	1/1	2	0	4	0	0	0	0	14
at Eastern Illinois	4-9	0-1	0-0	2/2	4	2	8	2	1	0	2	23
at Morehead State*	4-11	2-6	4-4	0/3	3	1	14	1	1	1	0	49
at Eastern Kentucky	3-11	1-3	5-6	0/1	1	2	12	0	2	0	1	30
Jacksonville State*	2-3	0-0	1-3	0/2	2	0	5	1	6	0	0	18
Tennessee Tech*	0-1	0-0	1-2	0/0	0	3	1	2	1	0	0	13
UT Martin	DNP	-	-	-	-	-	-	-	-	-	-	-
SIU Edwardsville	1-3	0-1	0-0	1/0	1	1	2	2	0	0	0	9
at Jacksonville State	0-2	0-0	0-0	0/1	1	0	0	1	1	0	0	15
at Tennessee Tech	0-1	0-0	0-0	0/0	0	1	0	0	1	0	0	5
Eastern Illinois	1-4	0-0	0-0	1/0	1	1	2	0	2	0	0	7
at UT Martin												
Total	25-80	5-20	18-31	9/24	33	19	75	17	21	2	6	327

\* - Game Started

### 2019-20 Season/Career-Highs


Points .....	14	at Morehead State (1/30/20)
Total Rebounds .....	4	2x, last at Eastern Illinois (1/25/20)
Offensive .....	2	2x, last at Eastern Illinois (1/25/20)
Defensive .....	3	3x, last at Morehead State (1/30/20)
FG Made .....	4	2x, last at Morehead State (1/30/20)
FG Attempted .....	11	2x, last at Eastern Kentucky (2/1/20)
3-Point FG Made .....	2	at Morehead State (1/30/20)
3-Point FG Attempted .....	6	at Morehead State (1/30/20)
FT Made .....	5	at Eastern Kentucky (2/1/20)
FT Attempted .....	6	at Eastern Kentucky (2/1/20)
Assists .....	5	vs. Austin Peay (1/16/20)
Blocks .....	1	2x, last at Morehead State (1/30/20)
Steals .....	2	at Eastern Illinois (1/25/20)
Minutes .....	30	at Eastern Kentucky (2/1/20)

### Love's Career Statistics at Southeast Missouri

Overall																			
Season	G-GS	Min	Avg	FG-FGA	Pct	3FG-3FGA	Pct	FT-FTA	Pct	Off	Def	Tot	Avg	PF	FO	A	TO	Blk	Stl
2019-20	24-4	307	12.8	26-80	.325	5-20	.250	18-31	.581	9	24	33	1.4	19	0	17	21	2	6
Ohio Valley Conference Games Only																			
Season	G-GS	Min	Avg	FG-FGA	Pct	3FG-3FGA	Pct	FT-FTA	Pct	Off	Def	Tot	Avg	PF	FO	A	TO	Blk	Stl
2019-20	16-4	252	15.8	22-68	.324	4-16	.250	17-27	.630	9	16	25	1.6	17	0	17	19	2	4



## 2019-20 BASKETBALL NOTES



- Guard
- Freshman (1)
- 6-2 ► 175
- Chicago, Ill.
- St. Patrick H.S.

**JAKOB MEDINA**

**20**

2019-20: --

### Medina's Game-by-Game Statistics

2019-20	FG	3P	FT	O/D	REB	F	PTS	A	TO	B	S	M
at Vanderbilt	DNP	-	-	-	-	-	-	-	-	-	-	-
Purdue Fort Wayne	DNP	-	-	-	-	-	-	-	-	-	-	-
The Citadel	DNP	-	-	-	-	-	-	-	-	-	-	-
Missouri S&T	DNP	-	-	-	-	-	-	-	-	-	-	-
vs. Cal State Fullerton	DNP	-	-	-	-	-	-	-	-	-	-	-
at Santa Clara	DNP	-	-	-	-	-	-	-	-	-	-	-
vs. Denver	DNP	-	-	-	-	-	-	-	-	-	-	-
at Abilene Christian	DNP	-	-	-	-	-	-	-	-	-	-	-
at Drake	DNP	-	-	-	-	-	-	-	-	-	-	-
at Youngstown State	DNP	-	-	-	-	-	-	-	-	-	-	-
at Ohio State	DNP	-	-	-	-	-	-	-	-	-	-	-
at Southern Illinois	DNP	-	-	-	-	-	-	-	-	-	-	-
Missouri Baptist	DNP	-	-	-	-	-	-	-	-	-	-	-
at Austin Peay	DNP	-	-	-	-	-	-	-	-	-	-	-
at Murray State	DNP	-	-	-	-	-	-	-	-	-	-	-
Belmont	DNP	-	-	-	-	-	-	-	-	-	-	-
Tennessee State	DNP	-	-	-	-	-	-	-	-	-	-	-
Austin Peay	DNP	-	-	-	-	-	-	-	-	-	-	-
Murray State	DNP	-	-	-	-	-	-	-	-	-	-	-
at SIU Edwardsville	DNP	-	-	-	-	-	-	-	-	-	-	-
at Eastern Illinois	DNP	-	-	-	-	-	-	-	-	-	-	-
at Morehead State	DNP	-	-	-	-	-	-	-	-	-	-	-
at Eastern Kentucky	DNP	-	-	-	-	-	-	-	-	-	-	-
Jacksonville State	DNP	-	-	-	-	-	-	-	-	-	-	-
Tennessee Tech	DNP	-	-	-	-	-	-	-	-	-	-	-
UT Martin	DNP	-	-	-	-	-	-	-	-	-	-	-
SIU Edwardsville	DNP	-	-	-	-	-	-	-	-	-	-	-
at Jacksonville State	DNP	-	-	-	-	-	-	-	-	-	-	-
at Tennessee Tech	DNP	-	-	-	-	-	-	-	-	-	-	-
Eastern Illinois	DNP	-	-	-	-	-	-	-	-	-	-	-
at UT Martin												
Total												

\* - Game Started

### 2019-20 Season/Career-Highs


Points .....	-
Total Rebounds .....	-
Offensive .....	-
Defensive .....	-
FG Made .....	-
FG Attempted .....	-
3-Point FG Made .....	-
3-Point FG Attempted .....	-
FT Made .....	-
FT Attempted .....	-
Assists .....	-
Blocks .....	-
Steals .....	-
Minutes .....	-

### Medina's Career Statistics at Southeast Missouri

Season	G-GS	Min	Avg	FG-FGA	Pct	3FG-3FGA	Pct	FT-FTA	Pct	Off	Def	Tot	Avg	PF	FQ	A	TO	Blk	Stl	Pts	Avg
2019-20																					
Overall																					
Ohio Valley Conference Games Only																					
Season	G-GS	Min	Avg	FG-FGA	Pct	3FG-3FGA	Pct	FT-FTA	Pct	Off	Def	Tot	Avg	PF	FQ	A	TO	Blk	Stl	Pts	Avg
2019-20																					



## 2019-20 BASKETBALL NOTES



- Forward
- Junior (3)
- 6-6 ► 190
- Lee's Summit, Mo.
- Kansas City East Christian Academy
- John Wood CC

## EVAN MORRISON

# 12

**2019-20:** Played in 17 games off the bench...Logged his first minutes of the season at the Cable Car Classic...Played a season-high 12 minutes vs. Belmont (1/9)...Scored the first points of his career on a 3-pointer at #5 Ohio State (12/17)...Also knocked down a 3-pointer vs. Missouri Baptist (12/29) and at Eastern Illinois (1/25)...Grabbed a season-high three rebounds at Morehead State (1/30).

### Morrison's Game-by-Game Statistics

2019-20	FG	3P	FT	Q/D	REB	E	PTS	A	TO	B	S	M
at Vanderbilt	DNP	-	-	-	-	-	-	-	-	-	-	-
Purdue Fort Wayne	DNP	-	-	-	-	-	-	-	-	-	-	-
The Citadel	DNP	-	-	-	-	-	-	-	-	-	-	-
Missouri S&T	DNP	-	-	-	-	-	-	-	-	-	-	-
vs. Cal State Fullerton	0-0	0-0	0-0	0/0	0	0	0	0	0	0	0	0+
at Santa Clara	0-0	0-0	0/0	0/0	0	1	0	0	0	0	0	6
vs. Denver	0-0	0-0	0-0	0/0	0	0	0	0	0	0	0	1
at Abilene Christian	0-1	0-1	0-0	0/0	0	0	0	0	0	0	1	5
at Drake	DNP	-	-	-	-	-	-	-	-	-	-	-
at Youngstown State	DNP	-	-	-	-	-	-	-	-	-	-	-
at Ohio State	1-1	1-1	0-0	0/0	0	0	3	0	0	0	0	3
at Southern Illinois	DNP	-	-	-	-	-	-	-	-	-	-	-
Missouri Baptist	1-3	1-2	0-0	0/1	1	0	3	0	0	0	0	7
at Austin Peay	0-0	0-0	0-0	0/0	0	0	0	0	0	0	0	2
at Murray State	0-0	0-0	0-0	0/0	0	0	0	0	0	0	0	2
Belmont	0-2	0-2	0-0	0/0	0	1	0	0	1	0	0	12
Tennessee State	DNP	-	-	-	-	-	-	-	-	-	-	-
Austin Peay	0-0	0-0	0-0	0/0	0	0	0	0	0	0	0	4
Murray State	0-1	0-1	0-0	0/0	0	1	0	0	0	0	0	2
at SIU Edwardsville	0-1	0-1	0-0	0/2	2	1	0	0	0	0	1	11
at Eastern Illinois	1-1	1-1	0-0	0/0	0	0	3	0	0	0	0	7
at Morehead State	0-2	0-1	0-0	2/1	3	1	0	0	0	0	0	18
at Eastern Kentucky	DNP	-	-	-	-	-	-	-	-	-	-	-
Jacksonville State	DNP	-	-	-	-	-	-	-	-	-	-	-
Tennessee Tech	1-2	0-1	0-0	0/0	0	0	2	1	0	0	0	3
UT Martin	0-0	0-0	0-0	0/0	0	0	0	0	0	0	0	4
SIU Edwardsville	DNP	-	-	-	-	-	-	-	-	-	-	-
at Jacksonville State	0-0	0-0	0-0	0/0	0	0	0	0	0	0	0	3
at Tennessee Tech	DNP	-	-	-	-	-	-	-	-	-	-	-
Eastern Illinois	DNP	-	-	-	-	-	-	-	-	-	-	-
at UT Martin												
Total	4-14	3-11	0-0	2/4	6	5	11	1	1	0	2	90

\* - Game Started

### 2019-20 Season/Career-Highs


Points .....	3	3x, last at Eastern Illinois (1/25/20)
Total Rebounds .....	3	at Morehead State (1/30/20)
Offensive .....	2	at Morehead State (1/30/20)
Defensive .....	2	at SIU Edwardsville (1/23/20)
FG Made .....	1	3x, last at Eastern Illinois (1/25/20)
FG Attempted.....	3	vs. Missouri Baptist (12/29/19)
3-Point FG Made.....	1	3x, last at Eastern Illinois (1/25/20)
3-Point FG Attempted.....	2	2x, last vs. Belmont (1/9/20)
FT Made.....	-	-
FT Attempted.....	-	-
Assists .....	1	vs. Tennessee Tech (2/8/20)
Blocks.....	-	-
Steals.....	1	2x, last at SIU Edwardsville (1/23/20)
Minutes .....	18	at Morehead State (1/30/20)

### Morrison's Career Statistics at Southeast Missouri

Overall																					
Season	G-GS	Min	Avg	FG-FGA	Pct	3FG-3FGA	Pct	FT-FTA	Pct	Off	Def	Tot	Avg	PF	FO	A	TO	Blk	Stl	Pts	Avg
2019-20	17-0	90	5.3	4-14	.286	3-11	.273	0-0	.000	2	4	6	0.4	5	0	1	1	0	2	11	0.6
Ohio Valley Conference Games Only																					
Season	G-GS	Min	Avg	FG-FGA	Pct	3FG-3FGA	Pct	FT-FTA	Pct	Off	Def	Tot	Avg	PF	FO	A	TO	Blk	Stl	Pts	Avg
2019-20	11-0	68	6.2	2-9	.222	1-7	.143	0-0	.000	2	3	5	0.5	4	0	1	1	0	1	5	0.5



## 2019-20 BASKETBALL NOTES



► Guard  
► Freshman (1)  
► 6-1 ► 180  
► Atlanta, Ga.  
► Scotland Prep School (Pa.)

## DQ NICHOLAS

# 11

**2019-20:** Missed his first game of the season at Morehead State (1/30) due to a concussion...Became the Redhawks first 20-point scorer this season when he dropped in a game-high 24 on 9-of-16 field goals and 5-of-6 free throws vs. The Citadel (11/19)...Scored double-digits for the first time in his career against the Bulldogs...Averages 7.8 points per game as the Redhawks fifth-leading scorer...Scored eight points in his first career start vs. Purdue Fort Wayne (11/10)...Tallied five points and dished out one assist in his first career NCAA Division I game at Vanderbilt (11/6)...Pitched in a game-high 21 points and made a perfect 14-of-14 free throws at Abilene Christian (12/5)...All of those free throws were in the second half...Was named Ohio Valley Conference Co-Freshman of the Week on Dec. 9...Poured in 21 points and made 11-of-13 free throws vs Murray State (1/18)...Scored over 20 points a team-high three times...Had a huge steal and assisted the game-winning basket vs. UT Martin (2/14)...Ranks 12th in the OVC in free throw percentage (.756)...Scored double figures in nine games.

### Nicholas' Game-by-Game Statistics

2019-20	FG	3P	FT	O/D	REB	F	PTS	A	TO	B	S	M
at Vanderbilt	1-2	1-1	2-2	0/1	1	0	5	1	2	0	0	16
Purdue Fort Wayne*	3-4	0-1	2-2	0/2	2	1	8	2	2	0	0	22
The Citadel*	9-16	1-3	5-6	0/6	6	1	24	0	6	0	0	29
Missouri S&T*	1-4	0-1	0-0	0/6	6	2	2	1	1	1	1	28
vs. Cal State Fullerton*	2-8	2-4	0-2	0/0	0	2	6	0	1	0	0	26
at Santa Clara*	3-6	1-3	4-6	0/3	3	3	11	3	3	0	1	27
vs. Denver*	1-3	1-3	0-0	0/0	0	1	3	2	1	0	1	21
at Abilene Christian*	3-5	1-2	14-14	0/4	4	3	21	2	1	0	3	33
at Drake*	3-11	0-2	1-3	1/4	5	1	7	3	3	0	2	34
at Youngstown State*	2-7	1-2	0-2	0/1	1	3	5	0	1	0	0	19
at Ohio State*	3-6	0-1	4-5	1/2	3	0	10	1	1	0	0	32
at Southern Illinois*	2-6	1-3	0-0	0/2	2	0	5	2	1	1	0	26
Missouri Baptist*	1-5	0-2	3-4	0/2	2	4	5	0	2	1	0	24
at Austin Peay	4-7	1-2	2-2	0/1	1	1	11	2	0	0	2	22
at Murray State	1-5	0-1	0-0	1/0	1	2	2	1	2	1	0	26
Belmont*	2-6	0-2	4-4	0/5	5	0	8	0	1	0	0	32
Tennessee State*	7-11	2-4	0-0	0/5	5	2	16	2	3	0	1	31
Austin Peay*	6-12	2-3	2-2	0/1	1	1	16	4	1	0	0	32
Murray State*	5-9	0-0	11-13	2/1	3	4	21	3	1	0	3	41
at SIU Edwardsville*	3-9	1-4	5-7	0/5	5	3	12	2	4	0	0	26
at Eastern Illinois*	0-8	0-3	0-0	0/3	3	2	0	1	1	0	2	25
at Morehead State	DNP	-	-	-	-	-	-	-	-	-	-	-
at Eastern Kentucky	0-2	0-1	2-4	1/0	1	0	2	1	1	0	2	17
Jacksonville State*	3-6	1-2	0-0	0/1	1	0	7	1	2	0	1	27
Tennessee Tech	2-3	1-1	0-0	1/2	3	2	5	2	0	0	0	14
UT Martin	2-8	1-3	1-2	0/2	2	2	6	7	3	1	1	33
SIU Edwardsville	1-4	0-1	3-6	0/3	3	2	5	1	1	0	2	16
at Jacksonville State	0-1	0-1	0-0	0/1	1	3	0	0	0	0	0	10
at Tennessee Tech	0-2	0-1	0-0	0/1	1	0	0	2	0	0	0	12
Eastern Illinois	1-3	0-1	0-0	0/1	1	2	2	2	2	0	0	17
at UT Martin												
Total	71-179	18-58	65-86	7/65	72	47	225	48	47	5	22	718

\* - Game Started

### 2019-20 Season/Career-Highs


Points .....	24	vs. The Citadel (11/19/19)
Total Rebounds .....	6	2x, last vs. Missouri S&T (11/22/19)
Offensive .....	2	vs. Murray State (1/18/20)
Defensive .....	6	2x, last vs. Missouri S&T (11/22/19)
FG Made .....	9	vs. The Citadel (11/19/19)
FG Attempted .....	16	vs. The Citadel (11/19/19)
3-Point FG Made .....	2	2x, last vs. Tennessee State (1/11/20)
3-Point FG Attempted .....	4	2x, last vs. Tennessee State (1/11/20)
FT Made .....	14	at Abilene Christian (12/5/19)
FT Attempted .....	14	at Abilene Christian (12/5/19)
Assists .....	7	vs. UT Martin (2/13/20)
Blocks .....	1	4x, last vs. UT Martin (2/13/20)
Steals .....	3	2x, last vs. Murray State (1/18/20)
Minutes .....	41	vs. Murray State (1/18/20)

### Nicholas' Career Statistics at Southeast Missouri

Overall																			
Season	G-GS	Min	Avg	FG-FGA	Pct	3FG-3FGA	Pct	FT-FTA	Pct	Off	Def	Tot	Avg	PF	FQ	A	TO	Blk	Stl
2019-20	29-19	718	24.8	71-179	.397	18-58	.310	65-86	.756	7	65	72	2.5	47	0	48	47	5	22
Ohio Valley Conference Games Only																			
Season	G-GS	Min	Avg	FG-FGA	Pct	3FG-3FGA	Pct	FT-FTA	Pct	Off	Def	Tot	Avg	PF	FQ	A	TO	Blk	Stl
2019-20	16-7	381	23.8	37-96	.385	9-30	.300	30-40	.750	5	32	37	2.3	26	0	31	22	2	14



## 2019-20 BASKETBALL NOTES



- Guard
- Sophomore (3)
- 6-4 ► 205
- Houston, Texas
- ASPIRE Academy (Ky.)

## NYGAL RUSSELL

# 25

**2019-20:** Did not play at Murray State (1/4) and vs. Belmont (1/9) due to back spasms...Played 27 games and made six starts...His first start of the season was at Austin Peay (1/2)...Averages 6.3 points and 2.9 rebounds per contest...Scored six points and had two rebounds in 24 minutes at Vanderbilt (11/6)...Posted 12 points vs. Missouri Baptist (12/29)...Collected a season-best seven rebounds at Santa Clara (11/29)...Scored 12 points in 19 minutes off the bench vs. Austin Peay (1/16)...Also made a season-best three 3-pointers against the Governors...Notched 16 points at Morehead State (1/30)...Scored a career-high 21 points off the bench vs. Tennessee Tech (2/8)...Has seven double-digit scoring games.

### Russell's Game-by-Game Statistics

2019-20	FG	3P	FT	Q/D	REB	E	PTS	A	TO	B	S	M
at Vanderbilt	3-8	0-4	0-0	0/2	2	2	6	0	2	0	0	24
Purdue Fort Wayne	0-1	0-0	0-0	0/0	0	0	0	0	0	0	0	5
The Citadel	1-4	0-2	0-0	0/1	1	0	2	0	2	0	1	10
Missouri S&T	0-2	0-1	0-0	0/1	1	0	0	0	0	0	1	10
vs. Cal State Fullerton	0-2	0-1	1-2	0/2	2	3	1	1	2	0	0	13
at Santa Clara	3-7	0-1	4-4	0/7	7	2	10	1	1	1	2	21
vs. Denver	4-6	1-3	0-0	0/3	3	3	9	0	3	0	0	16
at Abilene Christian	0-4	0-1	0-0	1/1	2	2	0	1	1	0	0	15
at Drake	0-1	0-0	0-0	0/2	2	1	0	0	1	0	0	8
at Youngstown State	DNP	-	-	-	-	-	-	-	-	-	-	-
at Ohio State	0-0	0-0	0-0	0/1	1	0	0	1	1	0	0	3
at Southern Illinois	2-5	0-1	1-2	1/2	3	1	5	1	1	0	2	10
Missouri Baptist	4-7	0-1	4-6	2/4	6	3	12	6	2	0	1	23
at Austin Peay*	2-6	0-0	0-0	0/3	3	1	4	1	0	0	0	19
at Murray State	DNP	-	-	-	-	-	-	-	-	-	-	-
Belmont	DNP	-	-	-	-	-	-	-	-	-	-	-
Tennessee State	0-0	0-0	0-0	0/0	0	0	0	0	0	0	0	3
Austin Peay	4-10	3-5	1-2	1/3	4	3	12	2	1	0	1	19
Murray State	4-7	1-2	4-7	0/3	3	3	13	2	1	1	0	23
at SIU Edwardsville	4-4	1-1	0-0	0/3	3	0	9	2	3	0	0	18
at Eastern Illinois	1-3	1-1	0-0	0/1	1	2	3	2	3	0	1	14
at Morehead State	6-10	3-6	1-1	0/3	3	1	16	2	0	0	0	28
at Eastern Kentucky	4-7	2-5	0-0	0/4	4	4	10	4	5	0	1	22
Jacksonville State	3-5	1-3	2-2	1/3	4	0	9	1	2	0	1	13
Tennessee Tech	8-11	4-4	1-2	2/1	3	1	21	1	1	0	3	30
UT Martin*	1-6	1-6	2-2	0/4	4	2	5	0	3	0	0	19
SIU Edwardsville*	2-6	1-4	1-2	1/3	4	2	6	3	2	0	2	24
at Jacksonville State*	2-5	2-3	0-0	0/4	4	2	6	1	2	0	0	31
at Tennessee Tech*	1-7	0-5	2-2	1/4	5	1	4	2	1	0	0	31
Eastern Illinois*	2-5	1-3	1-2	1/2	3	4	6	4	2	0	2	29
at UT Martin												
Total	61-139	22-63	25-36	11/67	78	43	169	38	42	2	18	481

\* - Game Started

### 2019-20 Season-Highs

Points .....	21	vs. Tennessee Tech (2/8/20)
Total Rebounds .....	7	at Santa Clara (11/29/19)
Offensive .....	2	vs. Tennessee Tech (2/8/20)
Defensive .....	7	at Santa Clara (11/29/19)
FG Made .....	8	vs. Tennessee Tech (2/8/20)
FG Attempted.....	11	vs. Tennessee Tech (2/8/20)
3-Point FG Made.....	4	vs. Tennessee Tech (2/8/20)
3-Point FG Attempted.....	6	2x, last vs. UT Martin (2/13/20)
FT Made.....	4	3x, last vs. Murray State (1/18/20)
FT Attempted.....	7	vs. Murray State (1/18/20)
Assists .....	6	vs. Missouri Baptist (12/29/19)
Blocks.....	1	2x, last vs. Murray State (1/18/20)
Steals.....	3	vs. Tennessee Tech (2/8/20)
Minutes .....	31	2x, last at Tennessee Tech (2/22/20)

### Career-Highs

Points .....	21	vs. Tennessee Tech (2/8/20)
Total Rebounds .....	8	vs. Belmont (3/2/19)
Offensive .....	3	at Mississippi Valley State (12/4/18)
Defensive .....	7	2x, last at Santa Clara (11/29/19)
FG Made .....	8	vs. Tennessee Tech (2/8/20)
FG Attempted.....	11	vs. Tennessee Tech (2/8/20)
3-Point FG Made.....	4	vs. Tennessee Tech (2/8/20)
3-Point FG Attempted.....	6	2x, last vs. UT Martin (2/13/20)
FT Made.....	8	at Austin Peay (2/21/19)
FT Attempted.....	8	at Austin Peay (2/21/19)
Assists .....	6	at Eastern Illinois (2/16/19)
Blocks.....	1	3x, last vs. Murray State (1/18/20)
Steals.....	3	2x, last vs. Tennessee Tech (2/8/20)
Minutes .....	31	2x, last at Tennessee Tech (2/22/20)

### Russell's Career Statistics at Southeast Missouri

Overall																			
Season	G-GS	Min	Avg	FG-FGA	Pct	3FG-3FGA	Pct	FT-FTA	Pct	Off	Def	Tot	Avg	PF	FQ	A	TO	Blk	Stl
2018-19	31-9	499	16.1	53-147	.361	16-53	.302	43-62	.694	13	69	82	2.6	60	2	44	40	2	13
2019-20	27-6	481	17.8	61-139	.439	22-63	.349	25-36	.694	11	67	78	2.9	43	0	38	42	2	18
Total	58-15	980	16.9	114-286	.399	38-116	.328	68-98	.694	24	136	160	2.8	103	2	82	82	4	31
Ohio Valley Conference Games Only																			
Season	G-GS	Min	Avg	FG-FGA	Pct	3FG-3FGA	Pct	FT-FTA	Pct	Off	Def	Tot	Avg	PF	FQ	A	TO	Blk	Stl
2018-19	18-8	297	16.5	33-93	.355	11-34	.324	37-50	.740	7	33	40	2.2	38	1	28	24	2	8
2019-20	15-6	323	21.5	44-92	.478	21-48	.438	15-22	.682	7	41	48	3.2	26	0	27	26	1	11
Total	33-14	620	18.8	77-185	.416	32-82	.390	52-72	.722	14	74	88	2.7	64	1	55	50	3	19



## 2019-20 BASKETBALL NOTES



- Forward
- Sophomore (2)
- 6-8 ► 210
- Richmond, Texas
- Combine Academy (N.C.)

## SAGE TOLBERT

# 23

**2019-20:** Scored double figures for the first time this season when he finished with 12 points and eight rebounds vs. Purdue Fort Wayne (11/10)... Had nine points, seven rebounds, one assist and a steal in his first start of the season at Vanderbilt (11/6)...Rates third on the team in scoring with 9.4 points a game...Leads the team in rebounding with 6.8 boards per contest...Is second on the team in field goal percentage (.553) and leads the team with 23 blocks...Pitched in a season-high 17 points at Drake (12/7)...Scored 16 points and had nine rebounds vs. Missouri S&T (11/22)...Turned in a double-double 13 points and 10 rebounds vs. Cal State Fullerton (11/27)...Added a double-double 11 points and 11 rebounds vs. Missouri Baptist (12/29)...Finished with 16 points and nine rebounds vs. Murray State (1/18)...Notched a double-double 19 points and 17 rebounds, both career-highs, at Eastern Kentucky (2/1)...Finished with a double-double 16 points and 14 rebounds vs. Eastern Illinois (2/27)...Ranks eighth in the Ohio Valley Conference in rebounding (6.8 rpg), eighth in field goal percentage, fifth in offensive rebounds (2.5 rpg), 13th in defensive rebounds (4.3), 13th in blocks and 30th in minutes played (27)...Scored double figures in five of his last eight games.

### 2019-20 Season-Highs

Points .....	19	at Eastern Kentucky (2/1/20)
Total Rebounds .....	17	at Eastern Kentucky (2/1/20)
Offensive .....	5	vs. Murray State (1/18/20)
Defensive .....	13	at Eastern Kentucky (2/1/20)
FG Made .....	6	4x, last vs. Jacksonville State (2/6/20)
FG Attempted .....	10	3x, last vs. Tennessee Tech (2/8/20)
3-Point FG Made .....	2	vs. Murray State (1/18/20)
3-Point FG Attempted .....	2	vs. Murray State (1/18/20)
FT Made .....	9	at Drake (12/7/19)
FT Attempted .....	14	at Drake (12/7/19)
Assists .....	2	7x, last vs. Eastern Illinois (2/27/20)
Blocks .....	3	at Morehead State (1/30/20)
Steals .....	3	at Austin Peay (1/2/20)
Minutes .....	36	vs. Eastern Illinois (2/27/20)

### Tolbert's Game-by-Game Statistics

2019-20	FG	3P	FT	O/D	REB	F	PTS	A	TO	B	S	M
at Vanderbilt*	3-8	0-0	3-4	2/5	7	1	9	1	3	0	1	29
Purdue Fort Wayne*	4-6	0-0	3-6	2/6	8	2	11	1	2	0	2	22
The Citadel*	3-5	0-0	0-1	4/2	6	4	6	1	2	0	1	28
Missouri S&T*	6-7	0-0	4-8	4/5	9	4	16	2	1	0	1	34
vs. Cal State Fullerton*	4-8	0-0	5-5	3/7	10	4	13	0	0	0	0	22
at Santa Clara*	3-3	0-0	1-4	0/2	2	4	7	1	5	0	0	20
vs. Denver*	3-6	0-1	0-0	2/4	6	3	6	0	0	0	1	11
at Abilene Christian*	4-6	0-1	6-8	3/6	9	3	14	2	3	2	0	27
at Drake*	4-7	0-1	9-14	3/3	6	2	17	1	4	0	1	34
at Youngstown State*	0-3	0-0	0-0	2/2	4	1	0	1	3	0	1	20
at Ohio State*	1-7	0-0	1-2	3/3	6	2	3	0	2	0	1	22
at Southern Illinois*	1-5	0-0	0-0	3/3	6	3	2	1	1	0	1	29
Missouri Baptist*	5-10	0-0	1-2	2/9	11	3	11	1	2	2	0	30
at Austin Peay*	3-5	0-0	2-3	1/3	4	2	8	0	2	2	3	32
at Murray State*	3-5	0-0	3-6	3/2	5	3	9	0	1	1	0	23
Belmont*	4-6	0-0	3-4	3/2	5	2	11	2	3	1	1	27
Tennessee State*	2-5	0-1	5-6	3/3	6	1	9	2	2	1	0	28
Austin Peay*	2-3	0-1	0-2	2/1	3	3	4	1	2	0	0	26
Murray State*	6-7	2-2	2-4	5/4	9	5	16	1	1	1	2	29
at SIU Edwardsville*	2-4	0-0	0-0	1/4	5	4	4	0	1	2	0	19
at Eastern Illinois*	2-6	0-0	2-2	4/1	5	4	6	0	0	1	1	22
at Morehead State*	0-3	0-0	3-6	3/2	5	5	3	1	1	3	0	23
at Eastern Kentucky*	6-9	0-0	7-10	4/13	17	1	19	2	2	1	2	34
Jacksonville State*	6-10	0-0	2-4	2/4	6	2	14	1	2	0	0	34
Tennessee Tech*	5-10	0-0	2-4	4/4	8	1	12	2	2	1	1	34
UT Martin*	5-5	0-0	6-6	3/6	9	3	16	0	2	1	2	31
SIU Edwardsville*	3-5	0-0	3-4	2/5	7	4	9	0	2	2	1	29
at Jacksonville State*	3-4	0-1	1-1	0/6	6	4	7	3	4	0	1	33
at Tennessee Tech*	1-3	0-0	3-6	0/1	1	2	5	0	1	1	0	23
Eastern Illinois*	5-8	0-0	6-7	3/11	14	3	16	2	2	1	1	36
at UT Martin												
Total	99-179	2-8	83-129	76/129	205	85	283	29	58	23	25	811

\* - Game Started

### Career-Highs


Points .....	19	at Eastern Kentucky (2/1/20)
Total Rebounds .....	17	at Eastern Kentucky (2/1/20)
Offensive .....	5	2x, last vs. Murray State (1/18/20)
Defensive .....	13	at Eastern Kentucky (2/1/20)
FG Made .....	8	vs. Eastern Kentucky (1/24/19)
FG Attempted .....	10	3x, last vs. Tennessee Tech (2/8/20)
3-Point FG Made .....	2	vs. Murray State (1/18/20)
3-Point FG Attempted .....	2	2x, last vs. Murray State (1/18/20)
FT Made .....	9	at Drake (12/7/19)
FT Attempted .....	14	at Drake (12/7/19)
Assists .....	2	7x, last vs. Eastern Illinois (2/27/20)
Blocks .....	3	at Morehead State (1/30/20)
Steals .....	3	at Austin Peay (1/2/20)
Minutes .....	36	vs. Eastern Illinois (2/27/20)

### Tolbert's Career Statistics at Southeast Missouri

Overall																			
Season	G-GS	Min	Avg	FG-FGA	Pct	3FG-3FGA	Pct	FT-FTA	Pct	Off	Def	Tot	Avg	PF	FO	A	TO	Blk	Stl
2018-19	31-27	628	20.3	72-158	.456	3-8	.375	47-86	.547	55	101	156	5.0	96	8	8	63	18	15
2019-20	30-30	811	27.0	99-179	.553	2-8	.250	83-129	.643	76	129	205	6.8	85	2	29	58	23	25
Total	61-57	1439	23.6	171-337	.507	5-16	.313	130-215	.605	131	230	361	5.9	181	10	37	121	41	40
Ohio Valley Conference Games Only																			
Season	G-GS	Min	Avg	FG-FGA	Pct	3FG-3FGA	Pct	FT-FTA	Pct	Off	Def	Tot	Avg	PF	FO	A	TO	Blk	Stl
2018-19	18-14	346	19.2	40-87	.460	2-4	.500	31-52	.596	27	48	75	4.2	52	5	3	32	11	7
2019-20	17-17	483	28.4	58-98	.592	2-5	.400	50-75	.667	43	72	115	6.8	49	2	17	30	19	15
Total	35-31	829	23.7	98-185	.530	4-9	.444	81-127	.638	70	120	190	5.4	101	7	20	62	30	22



## 2019-20 BASKETBALL NOTES



- Forward
- Senior (5)
- 6-8 ► 215
- Mobile, Ala.
- Gardendale H.S.
- McNeese State

# QUATTARIUS WILSON 10

**2019-20:** Averages 7.1 points and 5.5 rebounds per game through 30 games and 22 starts...Ranks second on the team in rebounding...Is 16th among league leaders in rebounding....Turned in a double-double 12 points and 13 rebounds in his first career Southeast Missouri start at Vanderbilt (11/6)...Added 11 points and eight boards vs. Purdue Fort Wayne (11/10)...Leads the team with two double-doubles...Scored double figures 10 times...Dropped in 10 points in his first career OVC start at Murray State (1/4)...Finished with a season-high five assists at SIU Edwardsville (1/23)...Scored a season-high 13 points vs. SIU Edwardsville (2/15)...Recorded 16 points as part of his third double-double of the season at Tennessee Tech (2/22)...Also had 12 rebounds in that game...Pitched in a season-high 19 points vs. Eastern Illinois (2/27), his fifth-straight double-digit scoring game.

### Wilson's Game-by-Game Statistics

2019-20	FG	3P	FT	Q/D	REB	E	PTS	A	TO	B	S	M
at Vanderbilt*	4-11	0-0	4-7	6/7	13	2	12	1	3	1	2	30
Purdue Fort Wayne*	3-8	0-1	5-6	3/5	8	5	11	4	1	0	2	26
The Citadel*	2-3	0-1	4-6	2/5	7	4	8	1	1	3	0	24
Missouri S&T*	3-7	1-1	4-8	2/4	6	3	11	1	2	0	0	19
vs. Cal State Fullerton*	1-8	0-2	1-1	1/5	6	2	3	2	3	2	1	18
at Santa Clara*	0-2	0-0	2-2	1/1	2	2	2	0	0	1	0	17
vs. Denver*	4-4	0-0	2-4	5/6	11	3	10	1	3	0	0	27
at Abilene Christian*	1-6	0-1	1-2	2/1	3	5	3	0	3	1	2	21
at Drake	2-4	0-0	0-0	1/2	3	5	4	0	0	0	0	13
at Youngstown State	1-4	0-0	0-2	1/2	3	3	2	0	0	0	0	16
at Ohio State	1-3	0-0	3-3	1/2	3	3	5	2	1	0	0	19
at Southern Illinois	1-5	0-1	0-2	3/4	7	3	2	0	1	0	0	17
Missouri Baptist	1-2	0-0	4-8	1/4	5	1	6	1	1	0	0	23
at Austin Peay*	2-2	0-0	0-0	2/1	3	4	4	2	4	0	0	21
at Murray State*	4-8	0-0	2-4	3/0	3	3	10	0	0	0	1	20
Belmont*	5-10	0-1	0-0	3/2	5	2	10	1	2	0	0	22
Tennessee State*	3-6	0-0	3-5	3/5	8	4	9	1	2	0	1	25
Austin Peay*	1-2	0-0	3-6	2/2	4	4	5	0	3	1	0	15
Murray State*	2-2	0-0	0-0	1/2	3	5	4	0	1	0	0	6
at SIU Edwardsville*	2-4	0-0	2-4	3/1	4	4	6	5	1	0	0	21
at Eastern Illinois*	2-5	0-0	0-4	3/3	6	4	4	1	1	0	1	25
at Morehead State*	1-3	0-1	0-0	2/2	4	5	2	1	0	1	0	13
at Eastern Kentucky*	2-4	0-0	0-0	0/2	2	2	4	0	0	0	0	16
Jacksonville State	1-2	0-0	1-2	1/2	3	1	3	1	1	0	1	20
Tennessee Tech	1-2	0-0	0-2	1/1	2	3	2	0	3	0	0	13
UT Martin*	4-5	0-0	4-4	4/3	7	4	12	0	3	0	1	24
SIU Edwardsville*	2-7	0-0	9-10	3/6	9	2	13	1	0	1	0	34
at Jacksonville State*	4-8	0-1	4-8	1/3	4	4	12	1	2	0	1	25
at Tennessee Tech*	5-10	0-0	6-6	9/3	12	3	16	2	1	1	1	26
Eastern Illinois*	6-14	0-2	7-8	3/5	8	1	19	1	2	1	0	28
at UT Martin												
Total	71-161	1-12	71-114	73/91	164	96	214	30	45	13	14	624

\* - Game Started

### 2019-20 Season/Career-Highs

Points .....	19	vs. Eastern Illinois (2/27/20)
Total Rebounds .....	13	at Vanderbilt (11/6/19)
Offensive .....	9	at Tennessee Tech (2/22/20)
Defensive .....	7	at Vanderbilt (11/6/19)
FG Made .....	6	vs. Eastern Illinois (2/27/20)
FG Attempted .....	14	vs. Eastern Illinois (2/27/20)
3-Point FG Made .....	1	vs. Missouri S&T (11/22/19)
3-Point FG Attempted .....	2	2x, last vs. Eastern Illinois (2/27/20)
FT Made .....	9	vs. SIU Edwardsville (2/15/20)
FT Attempted .....	10	vs. SIU Edwardsville (2/15/20)
Assists .....	5	at SIU Edwardsville (1/23/20)
Blocks .....	3	vs. The Citadel (11/19/19)
Steals .....	2	3x, last at Abilene Christian (12/5/19)
Minutes .....	34	vs. SIU Edwardsville (2/15/20)

### Wilson's Career Statistics at Southeast Missouri

Overall																	
Season	G-GS	Min	Avg	FG-FGA	Pct	3FG-3FGA	Pct	FT-FTA	Pct	Off	Def	Tot	Avg	PF	FO	A	TO
2019-20	30-22	624	20.8	71-161	.441	1-12	.083	71-114	.623	73	91	164	5.5	96	5	30	45
Ohio Valley Conference Games Only																	
Season	G-GS	Min	Avg	FG-FGA	Pct	3FG-3FGA	Pct	FT-FTA	Pct	Off	Def	Tot	Avg	PF	FO	A	TO
2019-20	17-14	354	20.8	47-94	.500	0-5	.000	41-63	.651	44	43	87	5.1	55	2	17	26



## SEASON/CAREER STATISTICS



### 2019-20 Southeast Missouri Basketball Southeast Missouri Season/Career Statistics (as of Feb 28, 2020) All games



#### SEASON STATISTICS

#### CAREER STATISTICS

SUMMARY	gp-gs	min/g	fg%	3fg%	ft%	r/g	a/g	stl	blk	pts/g	gp-gs	min/g	fg%	3fg%	ft%	r/g	a/g	stl	blk	pts/g
HARRIS, Chris	2-0	27.0	.600	.714	.800	3.0	1.0	0	1	15.5	2-0	27.0	.600	.714	.800	3.0	1.0	0	1	15.5
CALDWELL, Alex	30-28	31.0	.407	.336	.800	2.3	2.9	28	12	11.7	54-33	26.4	.422	.356	.793	2.1	2.4	50	17	10.3
TOLBERT, Sage	30-30	27.0	.553	.250	.643	6.8	1.0	25	23	9.4	61-57	23.6	.507	.313	.605	5.9	0.6	40	41	7.8
HOGAN, Skyler	30-29	28.2	.397	.361	.816	4.3	0.9	13	3	9.2	60-56	27.3	.418	.370	.790	3.8	1.0	34	8	9.9
NICHOLAS, DQ	29-19	24.8	.397	.310	.756	2.5	1.7	22	5	7.8	29-19	24.8	.397	.310	.756	2.5	1.7	22	5	7.8
WILSON, Quatarrius	30-22	20.8	.441	.083	.623	5.5	1.0	14	13	7.1	30-22	20.8	.441	.083	.623	5.5	1.0	14	13	7.1
RUSSELL, Nygal	27-6	17.8	.439	.349	.694	2.9	1.4	18	2	6.3	58-15	16.9	.399	.328	.694	2.8	1.4	31	4	5.8
GABLE, Isaiah	29-3	20.4	.360	.295	.667	2.2	0.6	7	2	5.0	75-27	19.8	.415	.357	.716	2.5	0.8	18	8	6.1
AGNEW, Darrious	21-5	11.0	.424	.250	.667	2.1	0.5	11	0	4.9	21-5	11.0	.424	.250	.667	2.1	0.5	11	0	4.9
CUFFEE, Khalil	7-0	6.4	.455	.267	.714	0.4	0.7	0	1	4.1	20-0	4.9	.510	.400	.600	0.3	0.4	2	1	3.7
LOVE, Jordan	24-4	12.8	.325	.250	.581	1.4	0.7	6	2	3.1	24-4	12.8	.325	.250	.581	1.4	0.7	6	2	3.1
KAO, Oscar	22-4	13.5	.310	.250	.733	1.0	1.0	12	0	3.1	42-4	11.0	.385	.419	.789	0.9	1.0	18	0	3.2
MORRISON, Evan	17-0	5.3	.286	.273	.000	0.4	0.1	2	0	0.6	17-0	5.3	.286	.273	.000	0.4	0.1	2	0	0.6

SCORING	fg-fga	fg%	3fg-fga	3fg%	ft-fa	ft%	pts	pts/g	fg-fga	fg%	3fg-fga	3fg%	ft-fa	ft%	pts	pts/g
HARRIS, Chris	9-15	.600	5-7	.714	8-10	.800	31	15.5	9-15	.600	5-7	.714	8-10	.800	31	15.5
CALDWELL, Alex	125-307	.407	44-131	.336	56-70	.800	350	11.7	196-465	.422	74-208	.356	92-116	.793	558	10.3
TOLBERT, Sage	99-179	.553	2-8	.250	83-129	.643	283	9.4	171-337	.507	5-16	.313	130-215	.605	477	7.8
HOGAN, Skyler	100-252	.397	44-122	.361	31-38	.816	275	9.2	220-526	.418	90-243	.370	64-81	.790	594	9.9
NICHOLAS, DQ	71-179	.397	18-58	.310	65-86	.756	225	7.8	71-179	.397	18-58	.310	65-86	.756	225	7.8
WILSON, Quatarrius	71-161	.441	1-12	.083	71-114	.623	214	7.1	71-161	.441	1-12	.083	71-114	.623	214	7.1
RUSSELL, Nygal	61-139	.439	22-63	.349	25-36	.694	169	6.3	114-286	.399	38-116	.328	68-98	.694	334	5.8
GABLE, Isaiah	50-139	.360	28-95	.295	16-24	.667	144	5.0	157-378	.415	92-258	.357	53-74	.716	459	6.1
AGNEW, Darrious	39-92	.424	2-8	.250	22-33	.667	102	4.9	39-92	.424	2-8	.250	22-33	.667	102	4.9
CUFFEE, Khalil	10-22	.455	4-15	.267	5-7	.714	29	4.1	25-49	.510	14-35	.400	9-15	.600	73	3.7
LOVE, Jordan	26-80	.325	5-20	.250	18-31	.581	75	3.1	26-80	.325	5-20	.250	18-31	.581	75	3.1
KAO, Oscar	26-84	.310	5-20	.250	11-15	.733	68	3.1	50-130	.385	18-43	.419	15-19	.789	133	3.2
MORRISON, Evan	4-14	.286	3-11	.273	0-0	.000	11	0.6	4-14	.286	3-11	.273	0-0	.000	11	0.6

TOTALS	o-reb	d-reb	t-reb	pf	fo	ast	to	a/to	o-reb	d-reb	t-reb	pf	fo	ast	to	a/to
HARRIS, Chris	0	6	6	5	0	2	5	0.4	0	6	6	5	0	2	5	0.4
CALDWELL, Alex	15	53	68	67	3	87	68	1.3	29	84	113	118	3	127	99	1.3
TOLBERT, Sage	76	129	205	85	2	29	58	0.5	131	230	361	181	10	37	121	0.3
HOGAN, Skyler	12	117	129	45	1	27	38	0.7	28	199	227	87	1	60	73	0.8
NICHOLAS, DQ	7	65	72	47	0	48	47	1.0	7	65	72	47	0	48	47	1.0
WILSON, Quatarrius	73	91	164	96	5	30	45	0.7	73	91	164	96	5	30	45	0.7
RUSSELL, Nygal	11	67	78	43	0	38	42	0.9	24	136	160	103	2	82	82	1.0
GABLE, Isaiah	6	59	65	65	0	17	24	0.7	27	161	188	143	0	57	62	0.9
AGNEW, Darrious	14	31	45	34	1	10	20	0.5	14	31	45	34	1	10	20	0.5
CUFFEE, Khalil	0	3	3	4	0	5	2	2.5	1	5	6	15	1	7	8	0.9
LOVE, Jordan	9	24	33	19	0	17	21	0.8	9	24	33	19	0	17	21	0.8
KAO, Oscar	6	17	23	40	1	23	25	0.9	8	28	36	55	1	44	39	1.1
MORRISON, Evan	2	4	6	5	0	1	1	1.0	2	4	6	5	0	1	1	1.0



## BOX SCORES

### GAME 1

#### VANDERBILT 83, SOUTHEAST MISSOURI 65

November 6, 2019 • Memorial Gymnasium • Nashville, Tenn.

##### Southeast Mo. St. 65 • 0-1,0-0 OVC

#	Player	Total		3-Ptr		Rebounds		PF	TP	A	T	Bk	Stl	Min
		FG	FGA	FG	FGA	FT	FTA							
10	Quatarrius Wilson	f	4-11	0-0	4-7	6	7	13	2	12	1	3	1	30
23	Sage Tolbert	f	3-8	0-0	3-4	2	5	7	1	9	1	3	0	1
00	Alex Caldwell	g	3-8	0-3	2-2	0	4	4	3	8	1	1	0	1
03	Skyler Hogan	g	1-2	0-1	0-0	0	1	1	1	2	1	1	0	9
04	Oscar Kao	g	0-0	0-0	0-0	1	2	1	0	0	1	0	0	12
05	Chris Harris	g	6-9	2-3	1-2	0	1	1	2	15	0	3	1	0
11	DQ Nicholas	g	1-2	1-1	2-2	0	1	1	0	5	1	2	0	0
13	Isaiah Gable	g	1-4	0-1	0-1	2	0	2	1	2	0	0	0	0
25	Nygal Russell	g	3-8	0-4	0-0	0	2	2	2	6	0	2	0	0
44	Darrious Agnew	g	3-6	0-0	0-0	1	1	2	1	6	0	0	0	0
Team														
Totals		25-58		3-13		12-18		14		24		38		14

FG % 1st Half: 12-26 46.2% 2nd half: 13-32 40.6% Game: 25-58 43.1%  
3FG % 1st Half: 2-7 28.6% 2nd half: 1-6 16.7% Game: 3-13 23.1%  
FT % 1st Half: 6-10 60.0% 2nd half: 6-8 75.0% Game: 12-18 66.7%

##### Vanderbilt 83 • 1-0,0-0 SEC

#	Player	Total		3-Ptr		Rebounds		PF	TP	A	T	Bk	Stl	Min
		FG	FGA	FG	FGA	FT	FTA							
13	Matthew Moyer	f	1-5	0-3	0-0	0	6	6	2	2	0	1	2	1
15	Clevon Brown	f	6-9	3-4	0-0	5	3	8	0	15	0	2	2	0
24	Aaron Nesmith	f	8-12	7-11	2-2	0	4	4	2	25	2	2	1	1
02	Scotty Pippen Jr.	g	2-8	1-4	2-4	0	2	2	2	7	6	2	0	2
03	Maxwell Evans	g	2-3	2-3	0-1	0	1	1	2	6	3	1	0	0
00	Saben Lee	g	8-16	1-5	4-6	1	3	4	3	21	4	0	0	1
01	Dylan Disu	g	0-5	0-4	0-0	1	4	5	2	0	0	1	1	28
04	Jordan Wright	g	0-0	0-0	0-0	0	1	1	1	0	1	2	1	0
50	Ejike Obinna	g	3-3	0-0	1-1	0	0	0	3	7	0	1	1	1
55	Oton Jankovic	g	0-0	0-0	0-0	0	0	0	1	0	1	1	0	0
Team														
Totals		30-61		14-34		9-14		10		25		35		18

FG % 1st Half: 13-30 43.3% 2nd half: 17-31 54.8% Game: 30-61 49.2%  
3FG % 1st Half: 5-17 29.4% 2nd half: 9-17 52.9% Game: 14-34 41.2%  
FT % 1st Half: 1-3 33.3% 2nd half: 8-11 72.7% Game: 9-14 64.3%

Officials: Will Howard, Steven Anderson, Doug Shows  
Technical fouls: Southeast Mo. St.-TEAM, Vanderbilt-None.  
Attendance: 8097  
2019-20 Men's Basketball. Round: 0. Southeast Mo. St. vs Vanderbilt. Played at

Score by periods	1st	2nd	Total
Southeast Mo. St.	32	33	65
Vanderbilt	32	51	83

Points	In	Off	2nd	Fast	Bench
SEMO	42	10	17	13	34
Vandy	30	17	4	15	28

### GAME 3

#### THE CITADEL 74, SOUTHEAST MISSOURI 69

November 19, 2019 • Show Me Center • Cape Girardeau, Mo.

##### The Citadel 74 • 1-3

#	Player	Total		3-Ptr		Rebounds		PF	TP	A	T	Bk	Stl	Min
		FG	FGA	FG	FGA	FT	FTA							
23	Kaelon Harris	f	4-9	2-3	10-12	0	12	12	4	20	1	3	0	1
33	Hayden Brown	f	3-8	0-2	0-0	0	0	0	0	6	1	1	0	3
05	Fletcher Abree	g	3-7	2-5	0-0	0	1	1	3	8	3	0	0	0
11	Kaiden Rice	g	8-15	4-9	0-0	1	2	3	1	20	0	1	0	0
13	Tyson Batiste	g	2-7	0-0	0-0	3	6	9	4	4	11	7	0	0
03	Rudy Fitzgibbons III	g	0-5	0-2	0-1	0	0	0	0	0	2	0	0	1
14	Brady Spence	g	1-1	0-0	0-0	0	2	2	1	2	0	1	0	0
25	Alex Reed	g	2-3	2-3	0-0	1	4	5	4	6	0	3	0	0
31	Eddie Davis III	g	3-4	1-1	1-2	1	3	4	1	8	4	2	0	0
32	Derek Webster Jr.	g	0-0	0-0	0-0	0	0	0	0	0	0	0	0	0
Team														
Totals		26-59		11-25		11-15		9		32		41		18

FG % 1st Half: 14-35 40.0% 2nd half: 12-24 50.0% Game: 26-59 44.1%  
3FG % 1st Half: 7-19 36.8% 2nd half: 4-6 66.7% Game: 11-25 44.0%  
FT % 1st Half: 5-6 83.3% 2nd half: 6-9 66.7% Game: 11-15 73.3%

##### Southeast Missouri 69 • 1-2

#	Player	Total		3-Ptr		Rebounds		PF	TP	A	T	Bk	Stl	Min
		FG	FGA	FG	FGA	FT	FTA							
10	WILSON, Quatarrius	f	2-3	0-1	4-6	2	5	7	4	8	1	1	3	0
23	TOLBERT, Sage	f	3-5	0-0	0-1	4	2	6	4	6	1	2	0	1
00	CALDWELL, Alex	g	1-9	0-4	2-4	1	0	1	3	4	6	5	0	1
03	HOGAN, Skyler	g	5-11	1-6	0-1	0	5	5	2	11	0	3	0	2
11	NICHOLAS, DQ	g	9-16	1-3	5-6	0	6	6	1	24	0	6	0	0
02	LOVE, Jordan	g	0-0	0-0	0-0	0	0	0	0	0	0	0	0	0
04	KAO, Oscar	g	1-4	0-1	0-0	1	0	1	2	2	0	0	0	0
13	GABLE, Isaiah	g	3-5	2-4	0-0	0	4	4	1	8	1	0	0	2
25	RUSSELL, Nygal	g	1-4	0-2	0-0	0	1	1	0	2	0	2	0	1
44	AGNEW, Darrious	g	2-5	0-0	0-0	1	2	3	2	4	0	0	0	1
Team														
Totals		27-62		4-21		11-18		10		26		36		19

FG % 1st Half: 12-28 42.9% 2nd half: 15-34 44.1% Game: 27-62 43.5%  
3FG % 1st Half: 4-14 28.6% 2nd half: 0-7 0.0% Game: 4-21 19.0%  
FT % 1st Half: 4-6 66.7% 2nd half: 7-12 58.3% Game: 11-18 61.1%

Officials: Gene Grimshaw, Chase Vaden, Kyle Regetz  
Technical fouls: The Citadel-None, Southeast Missouri-None.  
Attendance: 1087

Score by periods	1st	2nd	Total
The Citadel	40	34	74
Southeast Missouri	32	37	69

Points	In	Off	2nd	Fast	Bench
CIT	26	17	15	2	16
SEMO	36	15	12	10	16

### GAME 2

#### SOUTHEAST MISSOURI 79, PURDUE FORT WAYNE 78

November 10, 2019 • Show Me Center • Cape Girardeau, Mo.

##### Purdue Fort Wayne 78 • 1-2

#	Player	Total		3-Ptr		Rebounds		PF	TP	A	T	Bk	Stl	Min
		FG	FGA	FG	FGA	FT	FTA							
11	CARL, Dylan	f	5-7	1-1	0-1	1	1	2	5	11	1	3	0	2
13	HOLBA, Matt	f	4-13	3-11	6-7	1	8	9	3	17	4	0	0	0
01	GODFREY, Jarred	g	0-3	0-2	2-2	1	3	4	3	2	7	5	0	0
02	PATRICK, Brian	g	9-20	2-8	4-5	4	8	12	2	24	0	2	0	0
41	DEBERRY, Marcus	g	4-7	3-4	1-2	0	3	1	12	1	0	0	0	33
05	ROLLINS, Tionne	g	2-8	1-3	1-1	1	1	2	2	6	0	0	0	0
15	BILLUPS, Deonte	g	2-4	0-2	2-3	1	0	1	4	6	0	2	0	0
24	BLACK, DeMierre	g	0-0	0-0	0-0	0	0	0	2	0	2	3	0	0
34	BENFORD, Cameron	g	0-2	0-0	0-1	4	2	6	4	0	0	0	0	0
35	GRUNDY, Rylen	g	0-0	0-0	0-0	0	0	0	0	0	0	0	0	0
Team														
Totals		26-64		10-31		16-22		15		27		42		26

FG % 1st Half: 11-31 35.5% 2nd half: 15-33 45.5% Game: 26-64 40.6%  
3FG % 1st Half: 6-18 33.3% 2nd half: 4-13 30.8% Game: 10-31 32.3%  
FT % 1st Half: 4-7 57.1% 2nd half: 12-15 80.0% Game: 16-22 72.7%

##### Southeast Missouri 79 • 1-1

#	Player		Total		3-Ptr		Rebounds		PF	TP	A	T	Bk	Stl	Min
			FG	FGA	FG	FGA	FT	FTA							
10	WILSON, Quatarrius	f	3-8	0-1	5-6	3	5	8	5	11	4	1	0	2	26
23	TOLBERT, Sage	f	4-6	0-0	3-6	2	6	8	2	11	1	2	0	2	26
00	CALDWELL, Alex	g	4-10	2-5	2-4	0	3	3	2	12	2	3	0	0	27
03	HOGAN, Skyler	g	4-7	2-2	1-2	0	2	2	2	11	3	0	0	0	27
11	NICHOLAS, DQ	g	3-4	0-1	2-2	0	2	2	1	8	2	2	0	0	22
04	KAO, Oscar	g	1-3	0-1	0-0	1	0	1	2	2	1	0	0	0	6
05	HARRIS, Chris	g	3-6	3-4	7-8	0	5	5	3	16	2	2	0	0	26
16	GABE, Isaiah	g	2-6	1-3	0-0	0	2	2	2	5	1	0	0	0	21
25	RUSSELL, Nygal	g	0-1	0-0	0-0	0	1	1	3	0	0	0	0	5	11
44	AGNEW, Darrius	g	1-5	0-0	1-2	0	1	1	3	0	0	0	1	1	25
	Team					2	1	3							
	Totals		25-56	8-17	21-30	8	27	35	20	79	16	10	0	5	200



## BOX SCORES

## GAME 5

## CAL STATE FULLERTON 64, SOUTHEAST MISSOURI 57

November 27, 2019 • Leavey Center • Santa Clara, Calif.

## Cal St. Fullerton 64 • 3-3,0-0 Big West

#	Player	Total		3-Ptr	FT-FTA	Rebounds			PF	TP	A	TO	Blk	Stl	Min
		FG-FGA	FG-FGA			Off	Def	Tot							
05	Davon Clare	f	2-8	0-1	2-2	0	4	4	4	6	4	4	2	1	36
04	Josh Pitts	f	0-0	0-0	2-2	1	0	1	4	2	0	0	0	0	6
21	Brandon Kamga	g	2-8	0-1	4-4	1	5	6	3	8	0	3	0	2	28
10	Austen Awosika	g	5-13	1-3	2-8	1	5	6	2	13	4	2	0	0	40
11	Wayne Arnold	g	7-13	3-7	4-5	0	8	8	2	21	1	2	2	1	36
02	Daniel Venzant	g	0-1	0-0	0-0	0	0	0	1	0	0	0	0	0	2
13	Vincent Lee	g	0-1	0-0	1-2	0	3	3	2	1	1	0	1	0	12
23	Tory San Antonio	g	3-4	0-0	0-0	0	3	3	0	6	1	1	2	1	18
33	Johnny Wang	g	3-4	0-0	1-3	2	3	5	1	7	1	0	0	1	22
Team															
Totals		22-52	4-12	16-26	7	32	39	19	64	12	12	7	6	200	
FG % 1st Half: 14-27 51.9%		2nd half: 8-25 32.0%		Game: 22-52 42.3%		Deadball									
3FG % 1st Half: 3-7 42.9%		2nd half: 1-5 20.0%		Game: 4-12 33.3%		Rebounds									
FT % 1st Half: 7-14 50.0%		2nd half: 9-12 75.0%		Game: 16-26 61.5%											

## Southeast Missouri 57 • 2-3,0-0 OVC

#	Player	Total		3-Ptr	FT-FTA	Rebounds			PF	TP	A	TO	Blk	Stl	Min
		FG-FGA	FG-FGA			Off	Def	Tot							
10	WILSON, Quatarrius	f	1-8	0-2	1-1	1	5	6	2	3	2	3	2	1	18
23	TOLBERT, Sage	f	4-8	0-0	5-5	3	7	10	4	13	0	0	0	0	22
00	CALDWELL, Alex	g	3-10	1-4	4-4	0	2	2	3	11	0	0	1	2	35
03	HOGAN, Skyler	g	0-2	0-0	0-0	0	2	2	1	0	0	1	0	0	16
11	NICHOLAS, DQ	g	2-8	2-4	0-2	0	0	0	2	6	0	1	0	0	26
04	KAO, Oscar	g	3-9	0-1	0-0	0	0	0	2	6	1	0	0	2	31
12	MORRISON, Evan	g	0-0	0-0	0-0	0	0	0	0	0	0	0	0	0	0+
13	GABLE, Isaiah	g	1-3	0-2	0-0	0	3	3	2	2	0	2	0	0	18
25	RUSSELL, Nygal	g	0-2	0-1	1-2	0	2	2	3	1	1	2	0	0	13
44	AGNEW, Darrius	g	5-9	1-2	4-5	3	3	6	3	15	2	2	0	2	21
Team															
Totals		19-59	4-16	15-19	10	26	36	22	57	6	11	3	7	200	
FG % 1st Half: 10-28 35.7%		2nd half: 9-31 29.0%		Game: 19-59 32.2%		Deadball									
3FG % 1st Half: 2-10 20.0%		2nd half: 2-6 33.3%		Game: 4-16 25.0%		Rebounds									
FT % 1st Half: 9-11 81.8%		2nd half: 6-8 75.0%		Game: 15-19 78.9%											

Officials: Crystal Hogan, Gregory Nixon, Randy McCall

Technical fouls: Cal St. Fullerton-None. Southeast Missouri-None.

Attendance: 912

2019-20 Men's Basketball. Round: 0. Cal St. Fullerton vs Southeast Mo. St., PL

Score by periods	1st	2nd	Total
Cal St. Fullerton	38	26	64
Southeast Missouri	31	26	57

Points	In	Off	2nd	Fast	Bench
CSF	28	11	12	13	14
SEMO	28	13	16	5	24

## GAME 6

## SANTA CLARA 87, SOUTHEAST MISSOURI 75

November 29, 2019 • Leavey Center • Santa Clara, Calif.

## Southeast Missouri 75 • 2-4,0-0 OVC

#	Player	Total		3-Ptr	FT-FTA	Rebounds			PF	TP	A	TO	Blk	Stl	Min
		FG-FGA	FG-FGA			Off	Def	Tot							
10	WILSON, Quatarrius	f	0-2	0-0	2-2	1	1	2	2	0	0	1	0	1	17
00	CALDWELL, Alex	g	6-11	0-2	4-4	0	1	1	16	4	2	1	5	34	
03	HOGAN, Skyler	g	3-7	1-3	5-5	0	6	6	2	12	0	2	0	0	28
11	NICHOLAS, DQ	g	3-6	1-3	4-6	0	3	3	3	11	3	3	0	1	27
23	TOLBERT, Sage	g	3-3	0-0	1-4	0	2	2	4	7	1	5	0	0	20
04	KAO, Oscar	g	0-2	0-0	0-0	0	0	0	0	0	0	0	0	0	9
12	MORRISON, Evan	g	0-0	0-0	0-0	0	0	0	1	0	0	0	0	0	6
13	GABLE, Isaiah	g	4-10	2-6	0-2	0	1	1	2	10	0	0	0	0	25
25	RUSSELL, Nygal	g	3-7	0-1	4-4	0	7	7	2	10	1	1	1	2	21
44	AGNEW, Darrius	g	1-2	0-0	5-6	2	2	4	3	7	0	1	0	1	13
Team															
Totals		23-50	4-15	25-33	3	24	27	25	75	9	15	3	9	200	
FG % 1st Half: 10-25 40.0%		2nd half: 13-25 52.0%		Game: 23-50 46.0%		Deadball									
3FG % 1st Half: 4-12 33.3%		2nd half: 0-3 0.0%		Game: 4-15 26.7%		Rebounds									
FT % 1st Half: 6-12 50.0%		2nd half: 19-21 90.5%		Game: 25-33 75.8%											

## Santa Clara 87 • 7-1,0-0 WCC

#	Player	Total		3-Ptr	FT-FTA	Rebounds			PF	TP	A	TO	Blk	Stl	Min
		FG-FGA	FG-FGA			Off	Def	Tot							
00	DJ Mitchell	f	8-13	4-6	0-0	0	3	3	3	20	2	0	0	0	27
13	Josip Vrankic	f	4-7	0-0	1-2	2	2	4	4	9	3	3	2	1	33
30	Guglielmo Caruso	f	0-3	0-0	0-0	1	1	2	4	0	0	1	0	1	10
02	Tahj Eaddy	g	4-8	2-4	2-2	0	2	2	1	12	2	2	0	0	29
03	Trey Wertz	g	8-9	3-4	5-8	0	5	5	4	24	5	5	0	0	27
01	David Thompson	g	0-0	0-0	2-3	0	1	1	2	2	1	0	0	0	10
04	Giordan Williams	g	0-1	0-1	0-0	0	1	1	0	0	0	0	0	0	4
12	Jaden Bediako	g	2-2	0-0	2-3	0	4	4	4	6	0	1	0	0	13
14	Keshawn Justice	g	3-9	1-4	0-0	0	3	3	2	7	4	1	0	0	27
23	Ezekiel Richards	g	0-0	0-0	1-4	0	2	2	0	1	0	1	2	0	5
24	Jalen Williams	g	2-4	2-3	0-0	0	3	3	1	6	1	0	2	1	15
Team															
Totals		31-56	12-22	13-22	4	27	31	25	87	18	14	6	3	200	
FG % 1st Half: 15-29 51.7%		2nd half: 16-27 59.3%		Game: 31-56 55.4%		Deadball									
3FG % 1st Half: 5-11 45.5%		2nd half: 7-11 63.6%		Game: 12-22 54.5%		Rebounds									
FT % 1st Half: 8-13 61.5%		2nd half: 5-9 55.6%		Game: 13-22 59.1%											

Officials: Marc Beasley, Donn Berdahl, Nate Harris

Technical fouls: Southeast Missouri-KAO, Oscar. Santa Clara-None.

Attendance: 1009

2019-20 Men's Basketball. Round: 0. Santa Clara vs Southeast Mo. St., Played a

Score by periods	1st	2nd	Total
Southeast Missouri	30	45	75
Santa Clara	43	44	87

Points	In	Off	2nd	Fast	Bench
SEMO	34	22	2	19	27
SCU	34	16	3	10	22

## GAME 7

## SOUTHEAST MISSOURI 66, DENVER 51

November 30, 2019 • Leavey Center • Santa Clara, Calif.

## Southeast Missouri 66 • 3-4,0-0 OVC

#	Player	Total		3-Ptr	Rebounds					PF	TP	A	TO	Blk	Stl	Min
		FG	FGA		FT	FTA	Off	Def	Tot							
10	WILSON, Quatarrius	f	4-4	0-0	2-4	5	6	11	3	10	1	3	0	0	0	27
23	TOLBERT, Sage	f	3-6	0-1	0-0	2	4	6	3	6	0	0	0	0	1	11
00	CALDWELL, Alex	g	6-11	2-6	2-2	1	2	3	0	16	2	1	0	3	3	29
03	HOGAN, Skyler	g	7-8	2-3	0-0	0	2	2	1	16	0	4	0	2	23	23
11	NICHOLAS, DQ	g	1-3	1-3	0-0	0	0	0	0	1	3	2	1	0	1	21
02	LOVE, Jordan		1-1	1-1	0-0	0	1	1	0	0	0	0	1	0	1	9
04	KAO, Oscar		0-2	0-1	0-0	0	1	1	2	0	6	3	0	3	3	21
12	MORRISON, Evan		0-0	0-0	0-0	0	0	0	0	0	0	0	0	0	0	1
13	GABLE, Isaiah		0-6	0-6	1-2	0	3	3	4	1	2	3	0	1	1	30
25	RUSSELL, Nygal		4-6	1-3	0-0	0	3	3	3	9	0	3	0	0	1	16
44	AGNEW, Darrius		1-3	0-0	0-0	0	1	1	3	2	0	3	0	0	0	12
	Team					0	2	2	2							
Totals			27-50	7-24	5-8	8	25	33	20	66	13	22	0	12	20	
FG % 1st Half: 12-26 46.2% 2nd half: 15-24 62.5% Game: 27-50 54.0%																
3FG % 1st Half: 4-14 28.6% 2nd half: 3-10 30.0% Game: 7-24 29.2%																
FT % 1st Half: 1-3 33.3% 2nd half: 4-5 80.0% Game: 5-8 62.5%																
Rebounds 0																



## BOX SCORES

### GAME 9

#### DRAKE 78, SOUTHEAST MISSOURI 73

December 7, 2019 • Knapp Center • Des Moines, Iowa

##### Southeast Missouri 73 • 3-6,0-0 OVC

#	Player	Total		3-Ptr		Rebounds		PF	TP	A	TO	Blk	Stl	Min	
		FG	FGA	FG	FGA	FT	FTA								
23	TOLBERT, Sage	f	4-7	0-1	9-14	3	3	6	2	17	1	4	0	1	34
44	AGNEW, Darrius	f	5-7	1-1	0-1	1	3	4	3	11	4	0	0	2	19
00	CALDWELL, Alex	g	6-11	6-9	0-1	0	3	3	1	18	1	6	1	0	36
03	HOGAN, Skyler	g	3-6	2-5	1-2	0	12	12	5	9	1	2	0	1	38
11	NICHOLAS, DQ	g	3-11	0-2	1-3	1	4	5	1	7	3	3	0	2	34
04	KAO, Oscar	g	0-0	0-0	2-2	0	0	0	1	2	2	0	0	1	4
10	WILSON, Quatarrius	g	2-4	0-0	0-0	1	2	3	5	4	0	0	0	0	13
13	GABLE, Isaiah	g	2-3	1-1	0-0	0	0	0	3	5	0	0	0	0	14
25	RUSSELL, Nygal	g	0-1	0-0	0-0	0	2	2	1	0	0	1	0	0	8
Team						1	0	1			2				
Totals			25-50		10-19		13-23		7	29	36		22	73	12 18 1 7 200

FG % 1st Half: 14-26	53.8%	2nd half: 11-24	45.8%	Game: 25-50	50.0%	Deadball
3FG % 1st Half: 6-11	54.5%	2nd half: 4-8	50.0%	Game: 10-19	52.6%	Rebounds
FT % 1st Half: 9-10	90.0%	2nd half: 4-13	30.8%	Game: 13-23	56.5%	

##### Drake 78 • 8-2,0-0 MVC

#	Player	Total		3-Ptr		Reb			Def	Tot	PF	TP	A	TO	Blk	Stl	Min
		FG	FGA	FG	FGA	FT	FTA	Off									
02	Tremell Murphy	f	1-2	0-1	0-2	0	2	2	3	2	0	3	0	0	0	0	10
21	Liam Robbins	f	3-6	0-0	5-8	1	6	7	4	11	2	2	3	0	0	0	19
00	D.J. Wilkins	g	4-9	1-6	6-6	0	0	0	1	15	0	0	0	0	0	0	30
04	Anthony Murphy	g	5-11	2-6	2-2	0	0	0	2	14	0	0	0	0	0	0	29
12	Roman Penn	g	6-10	1-2	3-5	3	5	8	3	16	3	3	0	2	0	0	34
03	Garrett Sturtz		0-0	0-0	6-6	0	6	6	2	6	0	1	1	1	1	1	23
11	Antonio Pilipovic		0-3	0-3	0-1	0	2	2	2	0	1	1	0	1	0	2	20
14	Noah Thomas		4-6	1-2	2-4	0	2	2	2	11	2	0	1	4	0	0	24
20	Jonah Jackson		1-2	0-2	0-0	0	0	0	3	0	0	0	0	0	0	0	7
23	Joseph Yesufu		0-2	0-1	0-0	0	0	0	0	1	0	0	0	0	0	0	4
	Team					1	1	2									
Totals			24-51	6-23	24-34		5	24	29	19	78	9	10	5	9	200	

FG % 1st Half:	13-25	52.0%	2nd half:	11-26	42.3%	Game:	24-51	47.1%	Deadball
3FG % 1st Half:	2-10	20.0%	2nd half:	4-13	30.8%	Game:	6-23	26.1%	Rebounds
FT % 1st Half:	9-13	69.2%	2nd half:	15-21	71.4%	Game:	24-34	70.6%	3.1

Officials: Mick Fieldbinder,Dave Cusick,Tim Fitzgerald

Technical fouls: Southeast Missouri-CALDWELL, Alex. Drake-None.

Attendance: 2723

2019-20 Men's Basketball. Round: 0. Drake vs Southeast Mo. St.. Played at Drake

Score by periods	1st	2nd	Total
Southeast Missouri	43	30	73
Drake	37	41	78

	In	Off	2nd	Fast	
Points	Paint	T/O	Chance	Break	Bench
SEMO	26	11	4	2	11
DRA	28	25	4	8	20

### GAME 10

#### YOUNGSTOWN STATE 65, SOUTHEAST MISSOURI 50

December 15, 2019 • Beehly Center • Youngstown, Ohio

##### Southeast Missouri 50 • 3-7,0-0 OVC

#	Player	Total		3-Ptr		Rebounds				PF	TP	A	TO	Blk	Stl	Min			
		FG	FGA	FG	FGA	FT	FTA	Off	Def								Tot		
23	TOLBERT, Sage	f	0-3	0-0	0-0	2	2	4	1	0	1	3	0	1	0	20			
44	AGNEW, Darrius	f	8-14	0-1	1-3	2	4	6	3	17	1	2	0	2	0	20			
00	CALDWELL, Alex	g	0-6	0-3	0-0	0	1	1	1	0	4	4	0	0	0	28			
03	HOGAN, Skyler	g	3-8	3-6	0-0	2	4	6	1	9	2	1	0	1	0	34			
11	NICHOLAS, DQ	g	2-7	1-2	0-2	0	1	1	3	5	0	1	0	0	0	19			
02	LOVE, Jordan	g	0-4	0-2	1-4	0	1	1	0	1	0	0	0	1	0	12			
04	KAO, Oscar	g	3-9	0-1	0-1	1	1	2	2	6	2	1	0	1	0	27			
10	WILSON, Quatarrius	g	1-4	0-0	0-2	1	2	3	2	0	0	0	0	0	0	16			
13	GABLE, Isaiah	g	3-4	3-4	1-2	1	5	6	3	10	2	1	0	0	0	24			
Team						4	2	6			1								
Totals			20-59		7-19		3-14		13	23	36		17	50	12	14	0	6	200
FG % 1st Half: 9-28 32.1% 2nd half: 11-31 35.5% Game: 20-59 33.9% Deadball Rebounds 4																			
3FG % 1st Half: 4-10 40.0% 2nd half: 1-8 12.5% Game: 7-19 36.8%																			
FT % 1st Half: 0-1 0.0% 2nd half: 1-3 23.1% Game: 3-14 21.4%																			

##### Youngstown St. 65 • 6-5,0-0 Horizon

#	Player	Total		3-Ptr		Rebounds		PF	TP	A	TO	Blk	Stl	Min	
		FG	FGA	FG	FGA	FT	FTA								
31	Michael Akuckie	f	3-8	1-6	0-0	3	7	10	3	7	1	3	1	2	25
33	Naz Bohannon	f	6-7	1-1	1-1	2	7	9	3	14	0	2	0	0	32
03	Darius Quisenberry	g	4-8	1-4	3-4	1	4	5	1	12	4	4	1	1	24
13	Donel Cathcart	g	2-4	1-2	0-0	0	1	1	0	5	2	1	0	0	25
32	Garrett Covington	g	3-5	0-1	1-2	0	2	2	0	7	1	0	0	0	27
00	Tyler Foster	g	1-3	0-0	0-2	0	2	2	2	2	0	0	0	1	9
01	Jamir Thomas	g	4-5	0-0	0-1	0	4	4	5	8	0	3	2	1	14
02	Jelani Simmons	g	1-4	0-1	0-0	1	0	1	0	2	2	0	0	0	12
05	Christian Bentley	g	1-3	0-0	2-3	0	0	0	1	4	1	1	0	0	11
22	Devin Morgan	g	1-4	1-3	1-2	0	5	5	1	4	3	2	0	1	21
Team						0	1	1							
Totals			26-51		5-18		8-15		7	33	40		16	4	6 200

FG % 1st Half: 15-23 65.2% 2nd half: 11-28 39.3% Game: 26-51 51.0%

3FG % 1st Half: 4-10 40.0% 2nd half: 1-8 12.5% Game: 5-18 27.8%

FT % 1st Half: 4-8 50.0% 2nd half: 4-7 57.1% Game: 8-15 53.3%

Deadball Rebounds 2

Officials: Michael Nardone,Jason Mirabito,Michael Kitts

Technical fouls: Southeast Missouri-None. Youngstown St.-None.

Attendance: 1243

2019-20 Men's Basketball. Round: 0. Southeast Mo. St. vs Youngstown St.. Played at Youngstown St.

Score by periods	1st	2nd	Total
Southeast Missouri	24	26	50
Youngstown St.	38	27	65

Points	In	Off	2nd	Fast	Bench
SEMO	24	13	5	9	19
YSU	38	9	12	15	20

### GAME 11

#### #5 OHIO STATE 80, SOUTHEAST MISSOURI 48

December 17, 2019 • Value City Arena • Columbus, Ohio

##### Southeast Missouri 48 • 3-8,0-0 OVC

#	Player	Total			3-Ptr			Rebounds			PF	TP	A	TO	Blk	Stl	Min
		FG	FGA	FG-FGA	FT	FTA	Off	Def	Total								
23	TOLBERT, Sage	f	1-7	0-0	1-2	3	3	6	2	3	0	2	0	1	0	1	22
44	AGNEW, Darrius	f	2-4	0-1	0-0	0	1	1	4	4	0	3	0	0	0	0	15
00	CALDWELL, Alex	g	1-9	0-4	0-0	1	1	2	2	0	1	0	1	0	0	0	24
03	HOGAN, Skyler	g	0-8	0-4	2-2	1	1	2	0	2	1	1	0	0	0	0	32
11	NICHOLAS, DQ	g	3-6	0-1	4-5	1	2	3	0	10	1	1	0	0	0	0	32
02	LOVE, Jordan	g	0-1	0-0	0-0	0	1	1	0	0	0	0	0	0	0	0	5
04	KAO, Oscar	g	3-13	1-4	2-2	0	2	2	2	9	0	0	0	0	0	1	24
10	WILSON, Quatarrius	g	1-3	0-0	3-3	1	2	3	3	5	2	1	0	0	0	0	19
12	MORRISON, Evan	g	1-1	1-1	0-0	0	0	0	0	3	0	0	0	0	0	0	3
13	GABLE, Isaiah	g	4-8	2-4	0-0	0	0	0	4	10	0	1	0	0	0	0	21
25	RUSSELL, Nygal	g	0-0	0-0	0-0	0	1	1	0	0	1	1	0	0	0	0	3
Team						1	3	4				1					
Totals			16-60	4-19	12-14	8	17	25	17	48	5	12	0	3	2	00	
FG % 1st Half: 8-28 28.6% 2nd half: 8-32 25.0% Game: 16-60 26.7%																	
3FG % 1st Half: 2-6 33.3% 2nd half: 2-13 15.4% Game: 4-19 21.1%																	
FT % 1st Half: 8-9 88.9% 2nd half: 4-5 80.0% Game: 12-14 85.7%																	
Deadball Rebounds 1																	

##### Ohio St. 80 • 10-1,1-1 Big Ten

#	Player		Total		3-Ptr		Rebounds					PF	TP	A	TO	Blk	Stl	Min
			FG	FGA	FG	FGA	FT	FTA	Off	Def	Total							
24	Andre Wesson	f	5-7	3-5	1-2	0	2	2	0	14	3	3	0	0	0	0	27	
25	Kyle Young	f	4-4	1-1	1-2	0	9	9	1	10	1	1	0	1	0	1	21	
04	Kaleb Wesson	f	6-8	3-4	3-4	2	8	10	4	18	2	5	2	0	0	0	27	
01	Luther Muhammad	g	1-3	1-3	0-0	0	0	0	3	3	2	1	0	0	0	0	17	
13	CJ Walker	g	2-3	2-3	1-2	0	2	2	1	7	6	5	0	1	0	1	26	
00	Alonzo Gaffney	g	3-6	0-2	0-0	0	3	3	2	6	1	1	1	0	1	0	12	
03	D.J. Carton	g	4-9	2-5	0-0	1	4	5	4	10	5	2	0	0	0	0	23	
10	Justin Ahrens	g	1-3	1-3	0-0	0	1	0	1	0	3	2	0	0	1	0	19	
15	Ibrahima Diallo	g	0-1	0-0	0-0	1	1	2	0	0	0	1	0	0	0	0	3	
12	E.J. Liddell	g	4-6	0-0	1-3	0	5	5	1	9	0	1	0	1	2	1	21	
40	Danny Hummer	g	0-1	0-1	0-0	0	0	0	0	0	0	1	0	0	0	1	3	
42	Harrison Hookfin	g	0-0	0-0	0-0	0	0	0	0	0	0	0	0	0	0	0	1	
	Team					2	3	5				1						
Totals			30-51	13-27	7-12	7	37	44	16	80	23	21	6	4	0	0	200	



## BOX SCORES

## GAME 13

## SOUTHEAST MISSOURI 74, MISSOURI BAPTIST 59

December 29, 2019 • Show Me Center • Cape Girardeau, Mo.

## Missouri Baptist 59 • 7-5

#	Player	Total		3-Ptr		Rebounds		PF	TP	A	TO	Blk	Stl	Min
		FG-FGA	FG-FGA	FT-FTA	FT-FTA	Off	Def							
11	ARMOND, Aumonie	f	4-8	0-2	0-1	2	6	8	3	8	0	0	0	28
12	BACKA, Christian	f	2-5	0-0	1-2	0	4	4	5	0	0	1	0	28
01	ROBINSON, Jahmouri	g	8-19	1-5	7-8	0	5	5	2	24	3	3	0	38
02	HARDY, Brendon	g	1-8	0-4	0-0	0	1	1	0	2	1	1	0	26
32	YAEGER, John	g	8-12	0-0	0-0	1	7	8	4	16	1	3	0	31
03	JACKSON, Austin		0-0	0-0	0-0	0	1	1	1	0	0	1	0	5
05	MOORE, Gerald		1-5	0-1	0-0	1	1	2	2	1	0	0	0	17
10	DECAROLIS, Hasaan		1-5	0-1	0-0	0	1	1	0	2	2	1	0	18
21	REZENE, Naod		0-1	0-1	0-0	0	0	0	1	0	2	0	0	9
Team						3	4	7						
Totals			25-63	1-14	8-11	7	30	37	17	59	10	9	1	4 200
FG % 1st Half: 11-34 32.4% 2nd half: 14-29 48.3% Game: 25-63 39.7% Deadball														
3FG % 1st Half: 0-0 0.0% 2nd half: 8-11 72.7% Game: 8-11 72.7% 1st half: 1-1 0.0% Rebounds														
FT % 1st Half: 0-0 0.0% 2nd half: 8-11 72.7% Game: 8-11 72.7%														

## Southeast Missouri 74 • 4-9

#	Player	Total		3-Ptr		Rebounds		PF	TP	A	TO	Blk	Stl	Min							
		FG	FTA	FG	FTA	Off	Def														
23	TOLBERT, Sage	f	5-10	0-0	1-2	2	9	11	3	11	1	2	2	30							
44	AGNEW, Darrious	f	0-0	0-0	0-0	0	0	0	0	0	0	0	0	3							
00	CALDWELL, Alex	g	6-9	3-6	0-0	0	1	1	15	5	0	1	3	28							
03	HOGAN, Skyler	g	2-7	2-5	2-2	0	4	4	0	8	2	2	0	29							
11	NICHOLAS, DQ	g	1-5	0-2	3-4	0	2	2	4	5	0	2	1	24							
01	CUFFEE, Khalil	g	3-8	0-5	4-5	0	2	2	1	10	2	1	0	17							
02	LOVE, Jordan		2-5	0-1	0-0	0	2	2	1	4	0	0	0	14							
04	KAO, Oscar		0-0	0-0	0-0	0	0	0	0	0	1	1	0	2							
10	WILSON, Quatarrius		1-2	0-0	4-8	1	4	5	1	6	1	1	0	23							
12	MORRISON, Evan		1-3	1-2	0-0	0	1	1	0	3	0	0	0	7							
25	RUSSELL, Nygal		4-7	0-1	4-6	2	4	6	3	12	6	2	0	23							
Team						2	4	6													
Totals			25-56	6-22	18-27	7	33	40	14	74	17	11	4	6 200							
FG % 1st Half: 9-25 36.0%		2nd half: 16-31 51.6%		Game: 25-56 44.6%		6-22 27.3%		Game: 18-27 66.7%		Deadball Rebounds 3											
3FG % 1st Half: 4-11 36.4%		2nd half: 2-11 18.2%		Game: 6-22 27.3%																	
FT % 1st Half: 8-11 72.7%		2nd half: 10-16 62.5%		Game: 18-27 66.7%																	

Officials: Craig Murley, Ron Gengenbacher, Kyle Luckie  
Technical fouls: Missouri Baptist-None. Southeast Missouri-None.  
Attendance: 1001

Score by periods	1st	2nd	Total
Missouri Baptist	23	36	59
Southeast Missouri	30	44	74

Points	In	Off	2nd	Fast	Bench
MBU	38	12	7	6	4
SEMO	34	9	7	6	35

## GAME 14

## AUSTIN PEAY 78, SOUTHEAST MISSOURI 63

January 2, 2020 • Dunn Center • Clarksville, Tenn.

## Southeast Missouri 63 • 4-10, 0-1 OVC

#	Player	Total		3-Ptr		Rebounds		PF	TP	A	TO	Blk	Stl	Min
		FG	FGA	FG	FGA	FT	FTA							
10	WILSON, Quatarrius	f	2-2	0-0	0-0	2	1	3	4	4	2	4	0	21
23	TOLBERT, Sage	f	3-5	0-0	2-3	1	3	4	2	8	0	2	2	32
00	CALDWELL, Alex	g	5-10	2-5	0-0	0	0	0	2	12	2	1	1	26
03	HOGAN, Skyler	g	3-11	2-6	3-3	0	2	2	1	11	2	1	0	33
25	RUSSELL, Nygal	g	2-6	0-0	0-0	0	3	3	1	4	1	0	0	19
01	CUFFEE, Khalil		2-4	0-1	1-2	0	1	1	3	5	0	1	0	7
02	LOVE, Jordan		0-1	0-0	0-0	0	1	1	1	0	1	0	0	9
04	KAO, Oscar		1-4	1-3	0-0	0	1	1	3	3	2	1	0	11
11	NICHOLAS, DQ		4-7	1-2	2-2	0	1	1	11	2	0	0	0	22
12	MORRISON, Evan		0-0	0-0	0-0	0	0	0	0	0	0	0	0	2
13	GABLE, Isaiah		2-4	1-2	0-0	1	0	1	2	5	0	0	0	18
Team						2	2	4						
Totals			24-54	7-19	8-10	6	15	21	20	63	12	11	3	6
FG % 1st Half: 8-27 29.6%		2nd half: 16-27 59.3%		Game: 24-54 44.4%		7-19 36.8%		Game: 8-10 80.0%		Deadball Rebounds 0				
3FG % 1st Half: 3-10 30.0%		2nd half: 4-9 44.4%		Game: 7-19 36.8%										
FT % 1st Half: 5-7 71.4%		2nd half: 3-3 100.0		Game: 8-10 80.0%										

## Austin Peay 78 • 7-7, 1-0 OVC

#	Player	FG	Total	3-Ptr	FG	FTA	Rebounds	Off	Def	TP	TP	A	TO	Blk	Stl	Min						
14	Eli Abaev	f	1-2	0-0	2-3	3	2	5	3	4	2	1	1	0	28							
21	Terry Taylor	f	8-16	4-7	2-2	3	8	11	1	22	3	1	2	1	31							
01	Carlos Paez	g	5-6	3-4	0-0	0	2	2	3	13	3	0	0	0	26							
04	Antwan Butler	g	2-7	0-0	0-0	1	2	3	4	6	2	0	1	0	24							
05	Jordyn Adams	g	8-12	3-4	3-7	1	5	6	1	22	3	4	1	1	31							
00	Evan Hinson		1-3	0-1	2-2	0	3	3	1	4	0	2	0	0	17							
10	Pavle Djuricic		1-2	0-1	2-2	0	0	0	1	4	0	0	0	0	8							
11	Sita Conthe		1-4	1-4	0-0	0	2	2	1	3	0	0	0	0	10							
22	Alec Woodard		0-2	0-1	2-2	5	2	5	0	2	0	0	0	0	23							
41	Sam DeVault		0-1	0-1	0-0	0	0	0	0	0	0	0	0	0	2							
	Team						4	0	4			2										
Totals			27-55	11-23	13-18	15	26	41	13	78	17	12	4	3	200							
FG % 1st Half: 14-28 50.0%		2nd half: 13-27 48.1%		Game: 27-55 49.1%		11-23 47.8%		Game: 13-18 72.2%		Deadball Rebounds 3												
3FG % 1st Half: 6-11 54.5%		2nd half: 5-12 41.7%		Game: 11-23 47.8%																		
FT % 1st Half: 7-11 63.6%		2nd half: 6-7 85.7%		Game: 13-18 72.2%																		

Officials: Jason Garretson, Kelly Davis, Kevin Mathis  
Technical fouls: Southeast Missouri-None. Austin Peay-None.  
Attendance: 917

2019-20 Men's Basketball. Round: 0. Austin Peay vs Southeast Mo. St.. Played at

Score by periods	1st	2nd	Total
Southeast Missouri	24	39	63
Austin Peay	41	37	78

Points	In	Off	2nd	Fast	Bench
SEMO	26	10	7	13	24
APSU	30	14	18	10	13

## GAME 15

## MURRAY STATE 81, SOUTHEAST MISSOURI 59

January 4, 2020 • CFSB Center • Murray, Ky.

## Southeast Missouri 59 • 4-11, 0-2 OVC

#	Player	FG	Total	3-Ptr	FG	Total	FT	Total	Off	Reb	Def	TP	A	TO	Blk	Stl	Min
10	WILSON, Quatarrius	f	4-8	0-0	2-4	3	0	3	3	10	0	0	0	1	0	0	20
23	TOLBERT, Sage	f	3-5	0-0	3-6	3	2	5	3	9	0	1	1	0	1	0	23
00	CALDWELL, Alex	g	8-15	2-6	0-0	1	1	2	2	18	3	1	1	2	33	0	33
03	HOGAN, Skyler	g	2-6	1-3	0-0	1	5	6	3	5	0	1	0	0	29	0	29
04	KAO, Oscar	g	1-6	0-1	2-2	0	2	2	3	4	1	0	0	0	18	0	18
01	CUFFEE, Khalil		0-2	0-2	0-0	0	0	0	0	0	0	0	0	1	8	0	8
02	LOVE, Jordan		0-3	0-0	0-0	1	0	1	0	0	0	0	0	1	0	0	12
11	NICHOLAS, DQ		1-5	0-0	0-0	1	0	1	2	2	1	2	1	2	1	0	26
12	MORRISON, Evan		0-0	0-0	0-0	0	0	0	0	0	0	0	0	0	0	0	2
13	GABLE, Isaiah		4-9	1-4	2-2	1	2	3	1	11	1	1	0	1	0	0	29
Team						2	0	2									
Totals			23-59	4-17	9-14	13	12	25	17	59	6	7	5	3	200		
FG % 1st Half: 13-29 44.8%		2nd half: 10-30 33.3%		Game: 23-59 39.0%		3rd half: 1-9 11.1%		Game: 13-25 52.0%		Deadball							
FT % 1st Half: 5-7 71.4%		2nd half: 4-7 57.1%		Game: 9-14 64.3%		Rebounds											



## BOX SCORES

### GAME 17

#### TENNESSEE STATE 75, SOUTHEAST MISSOURI 73

January 11, 2020 • Show Me Center • Cape Girardeau, Mo.

##### Tennessee State 75 • 11-6, 3-1 OVC

#	Player	Total		3-Ptr		Rebounds				PF	TP	A	TO	Blk	Stl	Min
		FG-FGA	FG%	FG-FGA	FG%	FT-FTA	Off	Def	Total							
10	JOHNSON, Shakem	f 2-4	0-0	4-4		3	4	7	3	8	2	1	0	2	25	
22	WASHINGTON, Jylan	f 3-4	2-2	0-0		0	2	2	3	8	1	1	0	2	25	
00	FREEMAN, Mark	g 0-5	0-2	4-4		0	5	5	1	4	3	3	0	1	32	
01	LITTLEJOHN, Michael	g 6-14	5-10	2-2		1	3	4	0	19	4	1	0	1	30	
04	HARRIS, Wesley	g 2-5	1-3	0-0		0	1	1	4	5	1	3	0	1	24	
02	MARSHALL JR., Carlos	g 8-14	3-4	4-5		1	1	2	1	21	0	2	0	1	33	
05	BROWN, Jon	g 2-4	0-0	0-0		1	1	2	1	4	0	2	1	0	8	
11	EGBUTA, Emmanuel	g 0-1	0-1	0-2		0	0	0	1	0	0	0	0	0	3	
23	MOODY, Ravel	g 0-1	0-0	0-0		0	1	1	1	0	0	0	0	0	6	
34	KONE, Ben	g 3-5	0-0	0-0		3	0	3	1	6	1	1	3	0	14	
Team								0 3								
Totals		26-57 9-21		14-17 9		21 30		17 75		12 14		4 8		200		
FG % 1st Half: 11-26 42.3% 2nd half: 15-31 48.4% Game: 26-57 45.6% Deadball Rebounds																
3FG % 1st Half: 3-8 37.5% 2nd half: 6-13 46.2% Game: 9-21 42.9%																
FT % 1st Half: 11-12 91.7% 2nd half: 3-5 60.0% Game: 14-17 82.4% 2																

##### Southeast Missouri 73 • 4-13, 0-4 OVC

#	Player	Total		3-Ptr		Rebounds		PF	TP	A	TO	Blk	Stl	Min			
		FG	FGA	FG	FGA	FT	FTA										
10	WILSON, Quatarrius	3	6	0	0	3	5	8	4	9	1	2	0	1	25		
23	TOLBERT, Sage	f	2-5	0-1	0-5	3	3	6	1	9	2	2	1	0	28		
03	HOGAN, Skyler	f	1-4	1-3	2-2	0	2	2	3	5	0	0	0	0	23		
04	KAO, Oscar	g	1-2	0-0	0-0	1	0	1	2	2	0	4	0	0	10		
11	NICHOLAS, DQ	g	7-11	2-4	0-0	0	5	5	2	16	2	3	0	1	31		
00	CALDWELL, Alex	g	5-11	2-5	3-3	1	0	1	1	15	3	2	1	0	28		
02	LOVE, Jordan	g	3-7	0-1	2-4	1	3	4	2	8	2	1	0	0	26		
13	GABLE, Isaiah	g	3-7	3-7	0-1	0	3	3	0	9	1	2	0	1	26		
25	RUSSELL, Nygal	g	0-0	0-0	0-0	0	0	0	0	0	0	0	0	0	3		
Team			1	2													
Totals			25-53	8-21	15-21	10	23	33	15	73	11	16	2	3	200		
FG % 1st Half: 17-33 51.5%		2nd half: 8-20 40.0%		Game: 25-53 47.2%		3FG % 1st Half: 4-13 30.8%		2nd half: 4-8 50.0%		Game: 8-21 38.1%		FT % 1st Half: 6-8 75.0%		2nd half: 9-13 69.2%		Game: 15-21 71.4%	
Deadball Rebounds																3	

Officials: Brett Miles, Michael Ingram, Romonte Dishman  
Technical fouls: Tennessee State-None. Southeast Missouri-None.  
Attendance: 1012

Score by periods	1st	2nd	Total
Tennessee State	36	39	75
Southeast Missouri	44	29	73

Points	In	Off	2nd	Fast	Bench
TSU	30	28	12	4	31
SEMO	20	13	15	2	32

### GAME 18

#### AUSTIN PEAY 84, SOUTHEAST MISSOURI 59

January 16, 2020 • Show Me Center • Cape Girardeau, Mo.

##### Austin Peay 84 • 11-7, 5-0 OVC

#	Player	Total		3-Ptr		Rebounds		PF	TP	A	TO	Blk	Stl	Min			
		FG-FGA	FG-FGA	FT-FTA	Off Def	Tot											
14	Eli Abaev	f	0-1	0-0	0-0	0	4	4	5	0	0	1	0	0	10		
21	Terry Taylor		9-15	0-2	6-8	3	6	9	3	24	4	3	1	1	30		
01	Carlos Paez	g	5-7	1-2	4-6	1	2	3	2	15	8	1	0	1	32		
04	Antwan Butler		1-2	0-0	0-0	0	0	0	3	2	2	2	0	1	10		
05	Jordyn Adams	g	4-7	2-3	1-2	1	2	3	1	11	4	2	0	1	29		
00	Evan Hinson		3-6	2-4	0-0	0	1	1	1	8	2	0	0	0	18		
02	Codey Bates		0-0	0-0	1-2	0	0	0	0	1	1	0	0	0	5		
10	Pavle Djuricic		0-2	0-1	0-0	0	3	3	0	0	0	2	0	0	9		
11	Sita Conteh		4-7	0-1	0-0	3	3	6	2	8	1	1	1	0	22		
22	Alec Woodward		3-3	3-3	0-0	0	3	3	9	0	0	0	0	0	21		
24	Matheus Silveira		3-4	0-0	0-0	0	0	0	2	6	0	0	1	0	6		
41	Sam DeVault		0-0	0-0	0-0	0	0	0	0	0	0	0	0	0	8		
Team																	
Totals			32-54	8-16	12-18	9	27	36	22	84	22	13	3	3	200		
FG % 1st Half: 15-24 62.5%		2nd half: 17-30 56.7%		Game: 32-54 59.3%		3FG % 1st Half: 3-6 50.0%		2nd half: 5-10 50.0%		Game: 8-16 50.0%		FT % 1st Half: 7-11 63.6%		2nd half: 5-7 71.4%		Game: 12-18 66.7%	
Deadball Rebounds																1	

##### Southeast Missouri 59 • 4-14, 0-5 OVC

#	Player	Total		3-Ptr		Rebounds		PF	TP	A	TO	Blk	Stl	Min			
		FG-FGA	FG-FGA	FT-FTA	Off Def Tot												
10	WILSON, Quatarrius	f	1-2	0-0	3-6	2	2	4	4	5	0	3	1	0	15		
23	TOLBERT, Sage	f	2-3	0-1	0-2	2	1	3	4	4	1	2	0	0	26		
00	CALDWELL, Alex	g	1-5	1-2	0-2	2	2	4	2	3	1	4	0	0	24		
03	HOGAN, Skyler	g	3-8	0-3	1-2	0	4	4	2	7	1	0	0	1	23		
11	NICHOLAS, DQ	g	6-12	2-3	2-2	0	1	1	1	16	4	1	0	0	32		
02	CUFFEE, Khalil		2-2	1-1	0-0	0	0	0	0	5	2	0	0	0	3		
02	LOVE, Jordan		1-5	1-2	2-2	2	0	2	1	5	5	0	1	0	24		
12	MORRISON, Evan		0-0	0-0	0-0	0	0	0	0	0	0	0	0	0	4		
13	GABLE, Isaiah		1-4	0-2	0-0	0	3	3	2	2	0	1	0	0	23		
25	RUSSELL, Nygal		4-10	3-5	1-2	1	3	4	3	12	2	1	0	1	19		
44	AGNEW, Darrius		0-1	0-0	0-1	0	0	0	1	0	1	0	0	0	7		
Team						3	2	5									
Totals			21-52	8-19	9-19	11	18	29	19	59	17	12	2	2	200		
FG % 1st Half: 9-30 30.0%		2nd half: 12-22 54.5%		Game: 21-52 40.4%		3FG % 1st Half: 3-11 27.3%		2nd half: 5-8 62.5%		Game: 8-19 42.1%		FT % 1st Half: 0-4 0.0%		2nd half: 9-15 60.0%		Game: 9-19 47.4%	
Deadball Rebounds																4	

Officials: Tim Gattis, Bart Lenox, Blake Thomas  
Technical fouls: Austin Peay-None. Southeast Missouri-HOGAN, Skyler; TEAM.  
Attendance: 989

Score by periods	1st	2nd	Total
Austin Peay	40	44	84
Southeast Missouri	21	38	59

Points	In	Off	2nd	Fast	Bench
APSU	42	6	12	4	32
SEMO	18	11	13	2	24

### GAME 19

#### MURRAY STATE 96, SOUTHEAST MISSOURI 91<sup>OT</sup>

January 18, 2020 • Show Me Center • Cape Girardeau, Mo.

##### Murray St. 96 • 13-5, 6-0 OVC

#	Player	Total		3-Ptr		Rebounds		PF	TP	A	TO	Blk	Stl	Min	
		FG-FGA	FG-FGA	FT-FTA	Off Def	PF	TP								
00	Demond Robinson	0-3	0-0	2-2	1	1	2	2	2	1	0	0	0	15	
24	Anthony Smith	8-10	0-0	6-7	2	8	10	4	22	2	3	0	0	39	
01	DaQuan Smith	3-4	2-3	0-0	0	1	1	3	8	5	2	1	0	35	
10	Tevin Brown	5-11	5-8	14-19	0	2	2	4	29	6	1	0	0	42	
14	Jaiveon Eaves	6-9	1-2	0-1	1	2	3	5	13	1	3	0	0	36	
02	Chico Carter, Jr.	1-3	0-0	0-0	0	1	1	3	2	1	1	0	0	11	
13	Devin Gilmore	0-1	0-0	0-0	0	2	2	3	0	0	0	0	0	6	
23	KJ Williams	7-11	1-2	4-9	2	5	7	2	19	0	3	1	0	29	
45	Jason Holliday	0-0	0-0	1-2	0	0	0	4	1	0	1	0	0	12	
Team						2 1 3									
Totals		30-52		9-15		27-40		8 23 31		30		96		17 0 2 225	
FG 1st Half: 15-26 57.7% 2nd half: 12-22 54.5% OT: 3-4 75.0% Game: 30-52 57.7% Deadball															
3FG 1st Half: 5-8 62.5% 2nd half: 3-6 50.0% OT: 1-1 100.0															
FT 1st Half: 6-6 100.0 2nd half: 10-19 52.6% OT: 1-15 73.3% Game: 29-45 60.0% Rebounds															
5															



## BOX SCORES

## GAME 21

## EASTERN ILLINOIS 61, SOUTHEAST MISSOURI 59

January 25, 2020 • Lantz Arena • Charleston, Ill.

## Southeast Missouri 59 • 4-17, 0-8 OVC

#	Player	Total		3-Ptr	Rebounds					PF	TP	A	TO	Blk	Stl	Min
		FG-FGA	FG-FGA	FT-FTA	Off	Def	Tot									
10	WILSON, Quatarrius	f	2-5	0-0	0-4	3	3	6	4	4	1	1	0	1	0	25
23	TOLBERT, Sage	f	2-6	0-0	2-2	4	1	5	4	6	0	0	1	1	0	22
00	CALDWELL, Alex	g	7-17	1-8	5-6	1	3	4	2	20	2	3	0	0	0	34
03	HOGAN, Skyler	g	3-10	1-3	0-0	1	7	8	2	7	0	1	0	0	0	21
11	NICHOLAS, DQ	g	0-8	0-3	0-0	0	3	3	2	0	1	1	0	2	2	25
02	LOVE, Jordan	g	4-9	0-1	0-0	2	2	4	2	8	2	1	0	2	2	23
04	KAO, Oscar	g	1-1	0-0	0-0	0	0	0	1	2	0	1	0	1	0	3
12	MORRISON, Evan	g	1-1	1-1	0-0	0	0	0	0	3	0	0	0	0	0	7
13	GABLE, Isaiah	g	1-2	1-2	0-0	0	4	4	3	3	0	0	0	1	0	21
25	RUSSELL, Nygal	g	1-3	1-1	0-0	0	1	1	2	3	2	3	0	1	1	14
44	AGNEW, Darrious	g	1-4	0-0	1-2	0	2	2	0	3	1	0	0	0	0	5
Team						4	0	4			1					
Totals			23-66	5-19	8-14	15	26	41	22	59	9	12	1	9	200	

FG % 1st Half: 12-33 36.4% 2nd half: 11-33 33.3% Game: 23-66 34.8%  
3FG % 1st Half: 4-11 36.4% 2nd half: 1-8 12.5% Game: 5-19 26.3%  
FT % 1st Half: 3-4 75.0% 2nd half: 5-10 50.0% Game: 8-14 57.1%

## Eastern Illinois 61 • 11-9, 4-4 OVC

#	Player	FG		3-Ptr	Rebounds			PF	TP	A	TO	Blk	Stl	Min		
		FG-Total	FG-FGA	FT-FTA	Off	Def	Total									
32	MATLOCK, JaQualis	f	2-4	0-1	1-2	0	8	8	4	5	1	0	3	1	28	
35	DIXON, George	f	4-6	0-0	3-8	2	9	11	2	11	0	2	2	3	36	
03	SMITH, Mack	g	7-13	1-6	4-5	1	6	7	0	19	0	1	1	1	35	
05	SMITH, Shareef	g	2-2	0-0	0-2	0	1	1	2	4	2	5	0	0	18	
22	WALLACE, Josiah	g	5-10	0-1	1-2	0	1	1	0	11	2	0	2	1	34	
01	CHARLES, Kashawn		1-2	1-1	0-0	0	0	0	2	3	0	0	0	0	8	
02	SKIPPER-BROWN, Jord	a	1-3	0-0	1-3	0	1	1	3	3	0	0	3	1	14	
04	JOHNSON, Marvin	g	0-2	0-0	2-4	0	2	2	0	2	1	4	0	1	14	
11	KOCH, Logan	g	0-0	0-0	0-0	0	0	0	0	0	0	0	0	0	3	
12	DEFUSS, Dondre	g	1-1	0-0	1-2	0	1	1	1	3	0	2	0	0	10	
Team						0	3	3								
Totals			23-43	2-9	13-28	3	32	35	14	61	6	14	11	8	200	
FG % 1st Half: 14-24 58.3%		2nd half: 9-19 47.4%		Game: 23-43 53.5%		Game: 23-43 53.5%		Game: 23-43 53.5%		Game: 23-43 53.5%		Game: 23-43 53.5%		Game: 23-43 53.5%		Deadball
3PT % 1st Half: 3-9 33.3%		2nd half: 0-0 0.0%		Game: 0-0 0.0%		Game: 0-0 0.0%		Game: 0-0 0.0%		Game: 0-0 0.0%		Game: 0-0 0.0%		Game: 0-0 0.0%		Rebounds
FT % 1st Half: 4-9 44.4%		2nd half: 9-19 47.4%		Game: 13-28 46.4%		Game: 13-28 46.4%		Game: 13-28 46.4%		Game: 13-28 46.4%		Game: 13-28 46.4%		Game: 13-28 46.4%		

FG % 1st Half: 14-24 58.3% 2nd half: 9-19 47.4% Game: 23-43 53.5%  
3FG % 1st Half: 2-6 33.3% 2nd half: 0-3 0.0% Game: 2-9 22.2%  
FT % 1st Half: 4-9 44.4% 2nd half: 9-19 47.4% Game: 13-28 46.4%

Officials: Brett Miles, James Duke, Tom O'Neill Jr.  
Technical fouls: Southeast Missouri-TOLBERT, Sage, Eastern Illinois-SKIPPER-BROWN, Jord  
Attendance: 1538

## GAME 22

## MOREHEAD STATE 90, SOUTHEAST MISSOURI 74

January 30, 2020 • Johnson Arena • Morehead, Ky.

## Southeast Missouri 74 • 4-18/0-9 OVC

#	Player	Total	FG-FGA	3-Ptr	FT-FTA	Rebounds	Off	Def	PF	TP	A	TO	Blk	Stl	Min
10	WILSON, Quatarrius	f	1-3	0-1	0-0	2	2	4	5	2	1	0	1	0	13
23	TOLBERT, Sage	f	0-3	0-0	3-6	3	2	5	5	3	1	1	3	0	23
00	CALDWELL, Alex	g	10-20	2-4	7-8	1	4	5	2	29	1	3	0	0	32
02	LOVE, Jordan	g	4-11	2-6	4-4	0	3	3	1	14	1	1	1	0	29
03	HOGAN, Skyler	g	1-3	0-2	0-0	0	2	2	1	2	2	0	1	1	30
01	CUFFEE, Khalil		2-2	2-2	0-0	0	0	0	0	6	0	0	0	0	3
04	KAO, Oscar		0-0	0-0	0-0	0	0	0	0	0	0	3	0	0	8
12	MORRISON, Evan		0-2	0-1	0-0	2	1	3	1	0	0	0	0	0	18
13	GABLE, Isaiah		1-3	0-0	0-0	0	1	1	4	2	0	1	0	0	16
25	RUSSELL, Nygal		6-10	3-6	1-1	0	3	3	1	16	2	0	0	0	28
Team						1	0	1							
Totals			25-57	9-22	15-19	9	18	27	20	74	8	9	6	1	200
FG % 1st Half: 13-30 43.3%		2nd half: 12-27 44.4%		Game: 25-57 43.9%		Deaball									
3FG % 1st Half: 3-6 50.0%		2nd half: 3-5 60.0%		Game: 9-22 40.9%		Games:									
FT % 1st Half: 4-4 100.0%		2nd half: 11-15 73.3%		Game: 15-19 78.9%		2.									

FG % 1st Half: 13-30 43.3% 2nd half: 12-27 44.4% Game: 25-57 43.9%  
3FG % 1st Half: 6-16 37.5% 2nd half: 3-6 50.0% Game: 9-22 40.9%  
FT % 1st Half: 4-4 100.0 2nd half: 11-15 73.3% Game: 15-19 78.9%

## Morehead State 90 • 10-12/4-5 OVC

00	CLAUDE, Tyzhaun	f	7-8	0-0	1-1	2	2	4	4	15	2	2	0	0	0	18
03	BAKER, James	f	3-6	0-1	0-0	1	0	1	4	6	1	1	1	0	0	18
02	WALKER, Jordan	g	7-13	3-6	4-4	1	4	5	3	21	3	1	1	1	32	
12	THOMAS, Justin	g	0-2	0-0	2-2	0	4	4	1	2	6	0	1	1	28	
55	COOPER, Ta'lon	g	1-5	1-5	1-1	1	5	6	2	4	7	1	0	1	31	
01	DIXON, Julius	g	0-0	0-0	0-0	0	0	0	0	0	0	0	0	0	1	
13	STANLEY-WILLIAMS, J.	g	0-0	0-0	0-0	0	1	1	1	0	0	0	0	0	6	
23	BRYAN, LJ	g	3-5	0-0	2-3	1	3	4	3	8	1	0	2	0	15	
37	RIDDLE, Malik	g	3-12	2-7	5-6	1	3	4	2	13	2	1	0	0	22	
32	HENSON, Dijmon	g	7-10	5-5	2-3	5	3	8	1	21	1	1	1	0	29	
Team						0	0	0								
Totals			31-61	11-24	17-20	12	25	37	21	90	23	7	6	3	200	
FG 1st Half: 18-34		52.9%	2nd half: 13-27		48.1%	Game: 31-61		50.8%							Deadball	
3FG 1st Half: 5-9		55.6%	2nd half: 6-15		40.0%	Game: 11-24		45.8%							Rebound	
FT 1st Half: 7-8		87.5%	2nd half: 10-12		83.3%	Game: 11-20		85.0%							2	
Officials: Todd Austin, Jabir Walker, Alfred Smith																
Technical fouls: Southeast Missour-None, Morehead State-None.																
Attendance: 4892																

FG % 1st Half: 18-34 52.9% 2nd half: 13-27 48.1% Game: 31-61 50.8%  
3FG % 1st Half: 5-9 55.6% 2nd half: 6-15 40.0% Game: 11-24 45.8%  
FT % 1st Half: 7-8 87.5% 2nd half: 10-12 83.3% Game: 17-20 85.0%

Officials: Todd Austin, Jabir Walker, Alfred Smith  
Technical fouls: Southeast Missouri-None. Morehead State-None.  
Attendance: 4892

Score by periods	1st	2nd	Total
Southeast Missouri	36	38	74
Morehead State	48	42	90

Points	In	Off	2nd	Fast	Bench
SEMO	12	11	9	5	24
MOR	38	11	13	2	42

## GAME 23

## EASTERN KENTUCKY 70, SOUTHEAST MISSOURI 57

February 1, 2020 • McBrayer Arena • Richmond, Ky.

## Southeast Missouri 57 • 4-19 (0-10 OVC)

#	Player		FG	FTA	3-Ptr	FG	FTA	FT	FTA	Rebounds	Off	Def	PF	TP	A	TO	Blk	Stl	Min
13	GABLE, Isaiah	f	2-7	2-6	0-0	1	3	4	3	17	1	19	2	0	0	0	0	0	31
23	TOLBERT, Sage	f	6-9	0-0	7-10	4	13	17	1	19	2	2	1	2	2	1	2	34	
00	CALDWELL, Alex	g	2-7	0-2	0-1	0	1	1	3	4	3	4	0	0	0	0	0	0	27
02	LOVE, Jordan	g	3-11	1-3	5-6	0	1	1	2	12	0	2	0	2	0	1	30		
03	HOGAN, Skyler	g	0-4	0-1	0-0	0	4	4	1	0	1	2	0	0	0	0	0	0	19
04	KAO, Oscar	g	0-1	0-0	0-0	1	1	2	1	0	0	2	0	0	0	0	0	4	
10	WILSON, Quatarrius	g	2-4	0-0	0-0	0	2	2	2	4	0	0	0	0	0	0	0	0	16
11	NICHOLAS, DQ	g	0-2	0-1	2-4	1	0	1	0	2	1	1	0	2	1	0	0	2	17
25	RUSSELL, Nygal	g	4-7	2-5	0-0	0	4	4	4	10	4	5	0	1	22				
Team						0	4	4											
Totals			19-52	5-18	14-21	7	33	40	17	57	13	18	1	6	200				
FG % 1st Half: 10-25 40.0% 2nd half: 9-27 33.3% Game: 19-52 36.5% Deadball																			
3FG % 1st Half: 4-10 40.0% 2nd half: 1-8 12.5% Game: 5-18 27.8% Rebounds																			
FT % 1st Half: 7-10 70.0% 2nd half: 7-11 63.6% Game: 14-21 66.7% 3																			

FG % 1st Half: 10-25 40.0% 2nd half: 9-27 33.3% Game: 19-52 36.5%  
3FG % 1st Half: 4-10 40.0% 2nd half: 1-8 12.5% Game: 5-18 27.8%  
FT % 1st Half: 7-10 70.0% 2nd half: 7-11 63.6% Game: 14-21 66.7%

## Eastern Kentucky 70 • 11-12 (8-2 OVC)

24	MORENO, Michael	f	2-8	0-5	1-2	3	5	8	2	5	1	0	1	1	24	
00	CRUICKSHANK, Russa	g	1-3	0-2	2-2	0	4	4	1	4	1	1	0	0	30	
11	BROWN, Jomaru	g	5-16	1-4	5-6	1	4	5	2	16	5	4	0	5	34	
12	TAYLOR, Ty	g	5-12	3-8	0-0	1	6	7	1	13	3	1	0	1	31	
01	HOBBS, JaCquess		1-4	0-1	0-0	0	0	0	0	2	2	3	2	4	16	
13	BALOGUN, Tariq		0-0	0-0	1-2	2	3	5	1	1	0	1	0	0	9	
23	ANDERSON, Lachlan		7-13	6-12	0-0	1	2	3	3	20	0	1	1	1	23	
23	CARMICAL, Cameron		0-0	0-0	0-0	0	0	0	0	0	0	0	0	0	1	
25	COOPER, Mason		0-0	0-0	0-0	0	0	0	0	0	0	0	0	0	1	
Team						1	1	2								
Totals			24-62	10-32	12-17	9	30	39	16	70	13	11	3	13	20	
FG 1st Half: 13-39 33.3% 2nd half: 11-23 47.8% Game: 24-62 38.7% Deadball																
3pt 1st Half: 6-21 28.6% 2nd half: 4-11 36.4% Game: 10-32 31.3% Rebounds																
FT 1st Half: 2-2 100.0 2nd half: 10-15 66.7% Game: 12-17 70.6% 1																
Officials: David Carter, Eric Lowe, James Gibson																
Technical fouls: Southeast Missouri=None. Eastern Kentucky=None.																
Attendance: 2937																



## BOX SCORES

### GAME 25

#### TENNESSEE TECH 62, SOUTHEAST MISSOURI 60

February 8, 2020 • Show Me Center • Cape Girardeau, Mo.

##### Tennessee Tech 62 • 6-19, 3-9 OVC

#	Player	Total		3-Ptr		Rebounds		PF	TP	A	TO	Blk	Stl	Min	
		FG-FGA	FG-FGA	FT-FTA	Off	Def	Total								
21	WILKINSON, Reece	c	1-2	0-0	0-0	1	3	4	3	2	1	2	0	13	
03	DAVIDSON, Keishawn		2-5	2-2	2-2	0	3	3	0	8	4	2	0	29	
04	CLAY, Jr.		4-11	1-3	2-4	1	3	4	4	11	3	5	0	24	
05	ALLEN, Darius		3-8	2-6	0-0	0	2	2	1	8	0	3	2	19	
22	WILLIAMS, Tujautae	g	1-3	0-0	3-4	1	2	3	2	5	1	2	0	26	
02	SHERFIELD, Jared		0-1	0-1	0-0	0	1	1	0	0	0	0	0	6	
11	QUEST, Dane		1-2	0-0	2-2	0	0	0	2	4	0	0	0	7	
12	SYLLA, Amadou		0-0	0-0	1-2	1	6	7	2	1	0	2	0	25	
20	VICK, Hunter		2-5	1-3	2-2	0	3	3	0	7	1	0	0	24	
24	GOLDAY, Garrett		6-9	1-2	0-0	0	1	1	4	13	1	2	0	14	
54	CROSLAND, Cade		1-1	1-1	0-0	0	1	1	1	3	0	0	0	13	
	Team					3	2	5							
Totals			21-47	8-18	12-16	7	27	34	19	62	11	18	2	5	200

FG % 1st Half: 13-27 48.1% 2nd half: 8-20 40.0% Game: 21-47 44.7%  
3FG % 1st Half: 4-9 44.4% 2nd half: 4-9 44.4% Game: 8-18 44.4%  
FT % 1st Half: 7-10 70.0% 2nd half: 5-6 83.3% Game: 12-16 75.0%

##### Southeast Missouri 60 • 5-20, 1-11 OVC

#	Player	Total		3-Ptr		Rebounds		PF	TP	A	TO	Blk	Stl	Min	
		FG-FGA	FG-FGA	FT-FTA	Off	Def	Total								
13	GABLE, Isaiah	f	1-6	0-4	2-2	0	2	2	4	4	0	3	1	0	22
23	TOLBERT, Sage		5-10	0-0	2-4	4	4	8	1	12	2	2	1	1	34
00	CALDWELL, Alex	g	2-6	0-1	2-2	0	4	4	3	6	6	3	2	1	32
02	LOVE, Jordan	g	0-1	0-0	1-2	0	0	0	3	1	2	1	0	0	13
03	HOGAN, Skyler	g	2-6	1-3	0-0	0	3	3	0	5	0	0	0	0	21
04	KAO, Oscar		0-3	0-1	0-0	0	1	1	1	0	0	0	0	0	10
10	WILSON, Quatarrius		1-2	0-0	0-2	1	1	2	3	2	0	3	0	0	13
11	NICHOLAS, DQ		2-3	1-1	0-0	1	2	3	2	5	2	0	0	0	14
12	MORRISON, Evan		1-2	0-1	0-0	0	0	0	0	2	1	0	0	0	3
25	RUSSELL, Nygal		8-11	4-4	1-2	2	1	3	1	21	1	1	0	3	30
44	AGNEW, Darrious		1-3	0-0	0-0	0	1	1	0	2	0	1	0	0	8
	Team					0	2	2							
Totals			23-53	6-15	8-14	8	21	29	18	60	14	14	4	6	200

FG % 1st Half: 11-28 39.3% 2nd half: 12-25 48.0% Game: 23-53 43.4%  
3FG % 1st Half: 2-6 33.3% 2nd half: 4-9 44.4% Game: 6-15 40.0%  
FT % 1st Half: 2-4 50.0% 2nd half: 6-10 60.0% Game: 8-14 57.1%

Officials: Kevin Driver, Kyle Bottoms, Grant Tyler  
Technical fouls: Tennessee Tech-None. Southeast Missouri-None.  
Attendance: 1486

Score by periods	1st	2nd	Total
Tennessee Tech	37	25	62
Southeast Missouri	26	34	60

Points	In	Off	2nd	Fast	Bench
TTU	26	16	6	6	28
SEMO	26	21	7	6	32

### GAME 26

#### SOUTHEAST MISSOURI 74, UT MARTIN 72

February 13, 2020 • Show Me Center • Cape Girardeau, Mo.

##### UT Martin 72 • 7-17, 3-10 OVC

#	Player		Total		3-Ptr		Rebounds			PF	TP	A	TO	Blk	Stl	Min
			FG-FG%	FG-FG%	FT-FTA	Off	Def	Tot								
13	THOMAS, Miles	f	4-8	0-0	4-5	1	4	5	2	12	4	3	0	2	40	
22	DOVE, Quintin		8-12	1-1	7-7	1	5	6	5	24	0	4	0	0	33	
00	HARRIS, Ja'Darius	g	2-4	1-2	1-1	0	5	5	3	6	3	2	0	2	40	
01	STEWART, Parker	g	6-15	3-9	0-0	3	2	5	2	15	2	3	0	0	32	
05	HAWTHORNE, JR., Dere	g	3-11	3-4	0-0	1	3	4	4	9	4	1	0	2	39	
03	SERTOWIC, Eman		0-2	0-2	4-4	0	1	1	0	4	1	0	0	1	8	
44	POLLA, Hannes		1-2	0-0	0-0	0	0	0	1	2	0	1	0	1	8	
	Team					2	2	4								
Totals			24-54	8-18	16-17	8	22	30	17	72	14	15	0	8	200	
FG % 1st Half: 14-23 60.9%			2nd half: 10-31 32.3%		Game: 24-54 44.4%		Deadball Rebound: 14-15 0									
3FG % 1st Half: 6-9 66.7%			2nd half: 2-9 22.2%		Game: 8-18 44.4%											
FT % 1st Half: 9-10 90.0%			2nd half: 7-7 100.0		Game: 16-17 94.1%											

FG % 1st Half: 14-23 60.9% 2nd half: 10-31 32.3% Game: 24-54 44.4%  
3FG % 1st Half: 6-9 66.7% 2nd half: 2-9 22.2% Game: 8-18 44.4%  
FT % 1st Half: 9-10 90.0% 2nd half: 7-7 100.0% Game: 16-17 94.1%

##### Southeast Missouri 74 • 6-20, 2-11 OVC

23	TOLBERT, Sage	f	5-5	0-0	6-6	3	6	9	3	16	0	2	1	2	31	
00	CALDWELL, Alex	f	5-15	3-8	1-1	2	0	2	3	14	7	0	0	0	40	
03	HOGAN, Skyler	g	7-15	4-11	3-4	1	4	5	1	21	1	1	1	0	40	
25	RUSSELL, Nygal	g	1-6	1-6	2-2	0	4	4	2	5	0	3	0	0	19	
11	NICHOLAS, DQ		2-8	1-3	1-2	0	2	2	2	6	7	3	1	1	33	
12	MORRISON, Evan		0-0	0-0	0-0	0	0	0	0	0	0	0	0	0	4	
13	GABLE, Isaiah		0-1	0-1	0-0	0	2	2	3	0	0	2	0	0	6	
44	AGNEW, Darrious		0-0	0-0	0-0	1	0	1	0	0	0	2	0	1	3	
	Team					0	1	1								
Totals			24-55	9-29	17-19	11	22	33	19	74	15	16	3	5	200	
FG % 1st Half: 11-25 44.0%			2nd half: 13-30 43.3%			Game: 24-55 43.6%			2nd half: 13-25 52.0%			Deadball Rebound				
3FG % 1st Half: 3-7 42.9%			2nd half: 3-11 27.3%			Game: 7-21 33.3%			2nd half: 3-11 27.3%			Deadball Rebound				
FT % 1st Half: 7-7 100.0			2nd half: 10-10 100.0			Game: 17-19 89.5%			2nd half: 10-10 100.0			Deadball Rebound				

FG % 1st Half: 11-25 44.0% 2nd half: 13-30 43.3% Game: 24-55 43.6%  
3FG % 1st Half: 4-15 26.7% 2nd half: 5-14 35.7% Game: 9-29 31.0%  
FT % 1st Half: 7-7 100.0% 2nd half: 10-12 83.3% Game: 17-19 89.5%

Officials: John St. Clair, Gene Grimshaw, Dillon Brasher  
Technical fouls: UT Martin-None. Southeast Missouri-TOLBERT, Sage.  
Attendance: 1076

Score by periods	1st	2nd	Total
UT Martin	43	29	72
Southeast Missouri	33	41	74

Points	In	Off	2nd	Fast	Bench
UTM	24	17	12	4	6
SEMO	22	12	10	4	6

### GAME 27

#### SOUTHEAST MISSOURI 75, SIU EDWARDSVILLE 71

February 15, 2020 • Show Me Center • Cape Girardeau, Mo.

##### SIUE 71 • 7-20, 4-10 OVC

#	Player	Total		3-Ptr		Reb		Off	Def	Tot	PF	TP	A	TO	Blk	Stl	Min	
		FG	FGA	FG	FGA	FT	FTA											
05	Mike Adewunmi	* 1	9	0	4	4	8	3	2	5	2	10	0	1	0	28		
11	Tyrese Williford	* 1	7	0	3	1	2	0	8	8	5	3	5	0	0	2	27	
14	Zeke Moore	* 5	9	3	4	3	3	2	2	4	2	16	0	1	0	2	33	
30	Anselm Uzuegbunem	* 1	5	0	0	5	6	1	0	1	3	7	2	0	1	0	27	
42	Shamar Wright	* 5	11	2	5	0	0	2	4	6	3	12	0	3	0	1	19	
01	Kenyon Duling	3	6	3	3	0	0	0	3	3	2	9	2	1	0	0	19	
24	Cam Williams	2	6	1	4	2	3	0	0	3	1	7	1	5	0	0	13	
32	Brandon Jackson	1	3	0	0	0	0	0	0	0	0	2	2	0	0	0	11	
52	Iziah James	2	4	1	3	0	0	0	2	2	0	5	1	1	0	0	19	
55	Lamar Wright	0	1	0	0	0	0	0	0	0	2	0	0	0	1	0	4	
	Team							5	3	8								
Totals			23-61		10-26		15-22		15	26	41	22	71	11	12	3	5	200
FG % 1st Half: 14-28		50.0%		2nd half: 9-13		77.3%		Game: 23-61		37.7%						Deadball		
3-PT % 1st Half: 7-13		53.8%		2nd half: 2-3		66.7%		Game: 2-3		28.6%						Rebounds		
FT % 1st Half: 1-4		25.0%		2nd half: 14-28		77.8%		Game: 23-62		68.2%								

FG % 1st Half: 14-28 50.0% 2nd half: 9-33 27.3% Game: 23-61 37.7%  
3FG % 1st Half: 7-13 53.8% 2nd half: 3-13 23.1% Game: 10-26 38.5%  
FT % 1st Half: 1-4 25.0% 2nd half: 14-18 77.8% Game: 15-22 68.2%

##### Southeast Missouri 75 • 7-20, 3-11 OVC

23	TOLBERT, Sage	f	3-5	0-0	3-4	2	5	7	4	9	0	2	2	1	29
00	CALDWELL, Alex	g	2-6	2-4	9-10	0	1	1	3	15	2	1	1	1	34
03	HOGAN, Skyler	g	6-16	3-9	2-2	0	5	5	0	17	2	1	0	1	38
25	RUSSELL, Nygal	g	2-6	1-4	1-2	1	3	4	2	6	3	2	0	2	24
02	LOVE, Jordan	g	1-3	0-1	0-0	0	1	1	1	2	2	0	0	0	9
11	NICHOLAS, DQ		1-4	0-1	3-6	0	3	3	2	5	1	1	0	2	16
13	GABLE, Isaiah		2-5	2-4	2-2	0	1	1	3	8	1	1	0	0	16
	Team					3	3	6							
Totals			19-52	8-23	29-36	10	27	37	17	75	12	8	4	7	200
FG % 1st Half: 13-32			40.6%	2nd half: 6-20			30.0%	Game: 19-52			36.5%	Deadball			
3FG % 1st Half: 6-14			42.9%	2nd half: 2-9			22.2%	Game: 8-23			34.8%	Rebounds			
FT % 1st Half: 8-10			80.0%	2nd half: 21-26			80.8%	Game: 29-36			80.6%	4			
Officials: Scott Tierney, Cody Crum, Romonte Dishman															

FG % 1st Half: 13-32 40.6% 2nd half: 6-20 30.0% Game: 19-52 36.5%  
3FG % 1st Half: 6-14 42.9% 2nd half: 2-9 22.2% Game: 8-23 34.8%  
FT % 1st Half: 8-10 80.0% 2nd half: 21-26 80.8% Game: 29-36 80.6%

Officials: Scott Tierney, Cody Crum, Romonte Dishman  
Technical fouls: SIUE-Brandon Jackson. Southeast Missouri-TOLBERT, Sage.  
Attendance: 1678

Score by periods	1st	2nd	Total
SIUE	36	35	71
Southeast Missouri	40	35	75

Points	In	Off	2nd	Fast	Bench
SIUE	22	13	18	4	2
SEMO	16	10	12	4	15

### GAME 28

#### JACKSONVILLE STATE 65, SOUTHEAST MISSOURI 58

February 20, 2020 • Pete Mathews Coliseum • Jacksonville, Ala.

##### Southeast Mo. St. 58 • 7-21, 3-12 OVC

#	Player	Total		3-Ptr		Rebounds		PF	TP	A	TO	Blk	Stl	Min
		FG-FG	FG-FGA	FT-FTA	Off	Def								
20	Quaterian Wilson	r	4-8	0-1	1-8	1	3	4	12	1	2	0	1	25
13	Zeke Tolbert	r	4-8	0-1	1-8	0	6	6	4	7	3	4	0	33
10	Calwell	r	5-10	3-7	0-0	0	6	6	3	13	3	5	0	35
83	Skyler Hogan	r	4-13	1-6	2-2	1	4	5	11	2	2	2	0	32
25	Nygai Russell	g	2-5	2-3	0-0	0	4	2	6	1	2	0	0	31
11	Jordan Love	g	0-2	0-0	0-0	0	1	1	0	0	1	1	0	15
02	DQ Nicholas	g	0-1	0-1	0-0	0	1	1	3	0	0	0	0	10
12	Evan Morrison	g	0-0	0-0	0-0	0	0	0	0	0	0	0	0	3
13	Isiah Gable	g	2-4	1-2	2-3	0	0	3	7	0	0	0	1	13
44	Darrious Agnew	g	1-2	0-0	0-0	0	0	0	2	0	0	0	0	3
	Team					3	0	3						
Totals			21-49	7-21	9-13	5	23	28	20	58	11	16	0	3 200
FG % 1st Half:		9-20	45.0%	2nd half:	12-19	62.6%	Game:		21-49	42.9%	Rebound			
3FG % 1st Half:		3-8	37.5%	2nd half:	1-9	11.1%	Game:		7-21	33.3%	Def			



## BOX SCORES

### GAME 29

#### TENNESSEE TECH 71, SOUTHEAST MISSOURI 62

February 22, 2020 • Eblen Center • Cookeville, Tenn.

##### Southeast Missouri 62 • 7-22, 3-13 OVC

#	Player	Total			3-Ptr			Rebounds			PF	TP	A	TO	Blk	Stl	Min
		FG	FGA	FT	FG	FGA	FT	FTA	Off	Def							
10	WILSON, Quatarrius	f	5-10	0-0	6-6	9	3	12	3	16	2	1	1	1	1	26	
23	TOLBERT, Sage	f	1-3	0-0	3-6	0	1	1	2	5	0	1	1	0	0	23	
00	CALDWELL, Alex	g	3-15	1-7	2-2	1	5	6	2	9	4	0	0	0	2	36	
03	HOGAN, Skyler	g	6-13	3-6	0-0	1	4	5	3	15	2	4	0	0	0	36	
25	RUSSELL, Nygal	g	1-7	0-5	2-2	1	4	5	1	4	2	1	0	0	0	31	
02	LOVE, Jordan		0-1	0-0	0-0	0	0	0	1	0	0	1	0	0	0	5	
11	NICHOLAS, DQ		0-2	0-1	0-0	0	1	1	0	0	2	0	0	0	0	12	
13	GABLE, Isaiah		5-8	3-5	0-0	0	1	1	1	13	2	1	0	0	0	27	
44	AGNEW, Darrius		0-1	0-0	0-0	0	0	0	0	0	0	0	0	0	0	4	
Team						2	2	4									
Totals			21-60	7-24	13-16	14	21	35	13	62	14	9	2	3	0	200	
FG % 1st Half: 10-28 35.7%		2nd half: 11-32 34.4%		Game: 21-60 35.0%		Deadball											
3FG % 1st Half: 4-9 44.4%		2nd half: 3-15 20.0%		Game: 7-24 29.2%		Rebounds											
FT % 1st Half: 7-10 70.0%		2nd half: 6-6 100.0%		Game: 13-16 81.3%		1											

##### Tennessee Tech 71 • 9-20, 6-10 OVC

#	Player	Total		3-Ptr		Rebounds			PF	TP	A	TO	Blk	Stl	Min
		FG	FGA	FT	FTA	Off	Def	Tot							
00	Larry Kuimi	f	0-1	0-0	1-2	2	2	4	0	1	0	2	0	0	7
05	Keishawn Davidson	g	3-9	2-4	6-7	0	2	2	1	14	4	2	0	0	32
05	Darius Allen	g	4-7	2-5	0-0	0	5	5	2	10	0	1	1	0	23
15	Tyler Thompson	g	0-2	0-2	0-0	0	0	0	1	0	0	0	0	0	2
54	Cade Crosland	g	2-3	2-3	0-0	0	2	2	0	6	0	0	0	1	25
01	Maverick Smith		0-0	0-0	0-0	0	0	0	0	0	0	0	0	0	2
04	Jr. Clay		4-7	1-2	3-3	0	3	3	0	12	7	2	0	4	32
11	Dane Quest		0-1	0-0	0-0	0	0	0	0	0	1	0	0	0	4
12	Amadou Sylla		5-6	0-0	0-0	1	5	6	3	10	1	0	1	0	23
20	Hunter Vick		2-7	2-6	0-0	0	0	0	2	6	1	3	1	1	19
21	Reece Wilkinson		0-0	0-0	0-0	0	0	0	2	0	0	1	0	0	2
22	Tujautae Williams		6-8	0-0	0-0	1	5	6	0	12	2	0	0	0	22
24	Garrett Golday		0-1	0-0	0-0	0	0	0	0	0	0	1	0	0	7
	Team					2	3	5							
Totals			26-52	9-22	10-12	6	27	33	11	71	16	13	3	7	200
FG % 1st Half: 14-27 51.9%		2nd half: 12-25 48.0%		Game: 26-52 50.0%		Deadball									
3FG % 1st Half: 6-14 42.9%		2nd half: 3-8 37.5%		Game: 9-22 40.9%		Rebounds									
FT % 1st Half: 1-2 50.0%		2nd half: 9-10 90.0%		Game: 10-12 83.3%		1									

Officials: Jason Garretson, Alex Manuel, Brett Miles

Technical fouls: Southeast Missouri-None. Tennessee Tech-None.

Attendance: 1847

2019-20 Men's Basketball, Round: 0. Southeast Mo. St. vs Tennessee Tech. Playe

Score by periods	1st	2nd	Total
Southeast Missouri	31	31	62
Tennessee Tech	35	36	71

Points	In	Off	2nd	Fast
SEMO	26	18	15	0
TNTech	32	14	10	5
				Bench
				13
				40

### GAME 30

#### EASTERN ILLINOIS 72, SOUTHEAST MISSOURI 70

February 27, 2020 • Show Me Center • Cape Girardeau, Mo.

##### Eastern Illinois 72 • 15-14, 8-9 OVC

#	Player	Total		3-Ptr		Rebounds					PF	TP	A	TO	Blk	Stl	Min
		FG	FGA	FT	FTA	FT	Def	Off	Tot								
03	SMITH, Mack	*	3-10	2-8	0-0	0	2	2	2	8	5	0	0	0	0	33	
05	SMITH, Shareef	*	1-5	1-3	3-4	1	4	5	1	6	1	2	0	1	1	27	
22	WALLACE, Josiah	*	13-24	0-3	3-4	0	4	4	0	29	0	1	0	0	0	34	
32	MATLOCK, JaQualis	*	1-5	0-1	1-1	3	4	7	4	3	2	0	3	0	0	30	
35	DIXON, George	*	0-7	0-0	2-2	3	3	6	3	2	1	0	0	1	1	27	
01	CHARLES, Kashawn		3-8	1-4	0-0	0	2	2	1	7	0	0	0	0	0	15	
02	SKIPPER-BROWN, Jorda		3-3	0-0	0-2	2	1	3	5	6	2	2	1	0	0	14	
04	JOHNSON, Marvin		5-5	1-1	0-0	0	3	3	1	11	3	2	0	2	0	20	
Team						1	3	4									
Totals			29-67	5-20	9-13	10	26	36	17	72	14	7	4	4	0	200	
FG % 1st Half: 16-33 48.5%		2nd half: 13-34 38.2%		Game: 29-67 43.3%		Deadball											
3FG % 1st Half: 3-9 33.3%		2nd half: 2-11 18.2%		Game: 5-20 25.0%		Rebounds											
FT % 1st Half: 1-4 25.0%		2nd half: 8-9 88.9%		Game: 9-13 69.2%		2											

##### Southeast Missouri 70 • 7-23, 3-14 OVC

#	Player	Total			3-Ptr		Rebounds			PF	TP	A	TO	Blk	Stl	Min
		FG	FGA	FT	FTA	Off	Def	Tot								
10	WILSON, Quatarrius	f	6-14	0-2	7-8	3	5	8	1	19	1	2	1	0	0	28
23	TOLBERT, Sage	f	5-8	0-0	6-7	3	11	14	3	16	2	2	1	1	0	36
00	CALDWELL, Alex	g	3-9	1-4	1-2	1	0	1	3	8	5	1	0	0	0	35
03	HOGAN, Skyler	g	6-14	2-5	0-0	0	4	4	4	14	0	2	0	0	1	29
25	RUSSELL, Nygal	g	2-5	1-3	1-2	1	2	3	4	6	4	2	0	2	0	29
02	LOVE, Jordan		1-4	0-0	0-0	1	0	1	1	2	0	2	0	0	0	7
11	NICHOLAS, DQ		1-3	0-1	0-0	0	1	1	2	2	2	2	0	0	0	17
13	GABLE, Isaiah		1-5	1-5	0-0	0	4	4	0	3	0	0	0	1	1	19
Team						3	3	6								
Totals			25-62	5-20	15-19	12	30	42	18	70	14	13	2	5	0	200
FG % 1st Half: 11-29 37.9%		2nd half: 14-33 42.4%		Game: 25-62 40.3%		Deadball										
3FG % 1st Half: 3-12 25.0%		2nd half: 2-8 25.0%		Game: 5-20 25.0%		Rebounds										
FT % 1st Half: 1-2 50.0%		2nd half: 14-17 82.4%		Game: 15-19 78.9%		3										

Officials: Tommy Short, Brad Fritsche, John Boylan, Jr.

Technical fouls: Eastern Illinois-None. Southeast Missouri-None.

Attendance: 1775

Score by periods	1st	2nd	Total
Eastern Illinois	36	36	72
Southeast Missouri	26	44	70

Points	In	Off	2nd	Fast
ETU	36	19	11	8
SEMO	32	4	12	4
				Bench
				24
				7