

YOUR REDHAWKS

2020 SOUTHEAST MISSOURI SOFTBALL

GAMES
10-12



Series Schedule

Saturday, Feb. 29 - 4 p.m., CT
Sunday, Mar. 1 - 10:30 a.m., CT (DH)

KANSAS CITY (3-7) VS. SOUTHEAST MISSOURI (8-1)

Dates..... Saturday-Sunday, February 29-March 1, 2020
Location..... Cape Girardeau, Mo.
Facility..... Southeast Softball Complex
Surface..... Natural Grass
Series History..... SEMO leads, 9-4
Last Meeting..... SEMO 8, Kansas City 2
(Mar. 9, 2019 | Lawrence, Kan.)

Gameday Coverage

Video..... None
Live Stats..... GoSoutheast.com

Strategic Communications

Jeff Honza
Assistant Director of Athletics
Phone: (573) 651-2933
Email: redhawk1@me.com

GOSOUTHEAST.COM

#LETSSOAR

2020 SCHEDULE/RESULTS

February (8-1)

14	vs. Kennesaw State !	L, 4-6
14	vs. Purdue Fort Wayne !	W, 16-15 (9)
15	vs. Southern Mississippi !	W, 7-0
15	at Troy !	W, 13-3
16	vs. Kennesaw State !	Cancelled
21	vs. South Carolina State @	W, 16-3 (5)
21	at Alabama State @	W, 12-3 (6)
22	vs. Howard @	W, 3-0
22	vs. Grambling State @	W, 4-1
23	vs. South Carolina State @	W, 2-0
29	Kansas City	4 p.m.

March (0-0, 0-0 OVC)

1	Kansas City (DH)	10:30 a.m.
6	vs. Mississippi Valley State #	10 a.m.
6	vs. Bryant #	12:30 p.m.
7	at Mississippi State #	12:30 p.m.
7	TBA #	3/5:30 p.m.
8	TBA #	11 a.m./1:30 p.m.
11	Saint Louis	5 p.m.
13	vs. Iowa &	8 a.m.
13	at South Florida &	1 p.m.
14	vs. Ohio &	8 a.m.
14	vs. TBA &	1/3 p.m.
15	vs. TBA &	8/10:30 a.m.
21	at Eastern Illinois* (DH)	2 p.m.
24	at Southern Illinois	3 p.m.
28	at Morehead State* (DH)	Noon
29	at Eastern Kentucky* (DH)	Noon

April (0-0, 0-0 OVC)

4	Tennessee State* (DH) ESPN+	1 p.m.
5	Belmont* (DH) ESPN+	1 p.m.
7	at Missouri State	4 p.m.
10	SIU Edwardsville* (DH)	1 p.m.
15	UT Martin* (DH) ESPN+	4 p.m.
18	at Austin Peay* (DH)	1 p.m.
19	at Murray State* (DH)	1 p.m.
22	Missouri (DH) ESPN+	3 p.m.
25	Tennessee Tech* (DH) ESPN+	1 p.m.
26	Jacksonville State* (DH) ESPN+	1 p.m.
29	at Saint Louis	5 p.m.

May (0-0)

3	vs. USA National Team (Exhibition) \$	2 p.m.
6-9	OVC Tournament	Oxford, Ala.

! - Troy University Tournament (Troy, Ala.); @ - Alabama State Tournament (Montgomery, Ala.); # - Bulldog Slamboree (Starkville, Miss.); & - South Florida Tournament (Tampa, Fla.)
\$ - Game played at CarShield Park (O'Fallon, Mo.)
• - Denotes Ohio Valley Conference Game
Home Games in **Bold** All Times Central and Subject to Change

Redhawks Host Kansas City

Southeast Missouri (8-1) plays host to Kansas City (3-7) in its home-opener this weekend. The Redhawks and Kangaroos play a single game at 4 p.m., CT, Saturday and a doubleheader at 10:30 a.m., CT, Sunday.

Follow the Redhawks

Live stats for this weekend's series against Kansas City will be available online at GoSoutheast.com. Twitter updates provided @SEMOsoftball.

Series History

Southeast Missouri and Kansas City (formerly UMKC) meet for the 14th time Saturday. SEMO holds a 9-4 lead in the all-time series. The Redhawks defeated the Kangaroos in each of the last five meetings between the team, all at neutral sites. Kansas City comes to Cape Girardeau for just the second time and makes its first visit to the Southeast Softball Complex in 15 years.

Red-Hot Redhawks

The Redhawks carry an eight-game winning streak into this weekend's series against Kansas City. Southeast Missouri's only loss was in its season-opener against Kennesaw State at the Troy University Tournament on Feb. 14. SEMO and Eastern Kentucky are both on eight-game winning streaks, currently the longest in the Ohio Valley Conference.

Team 44

The 2020 campaign is the 44th season of the Southeast Missouri softball program. This year also marks the 29th

season at the NCAA Division I level. SEMO's softball program has an all-time record of 1,116-919-3. The Redhawks are 756-696-2 all-time since moving to the NCAA Division I ranks in 1992.

Home-Openers

Southeast Missouri is 21-7 all-time in home-openers since moving to the NCAA Division I ranks in 1992. The Redhawks are 4-1 in home-openers under head coach Mark Redburn. SEMO holds an overall record of 164-142 at the Southeast Softball Complex. The Redhawks finished the 2019 season with a 10-3 record on their home field.

Earliest Home-Opener

The Feb. 29 date against Kansas City is the earliest Southeast Missouri plays a home-opener in its program history. SEMO has hosted a home-opener as early as the beginning of March, but never in February.

Stinger Classic Recap

The Redhawks went undefeated with a 5-0 record at the Alabama State Stinger Classic on Feb. 21-23. Southeast Missouri outscored its opponents, 37-7, for the tournament. SEMO beat South Carolina State twice, tournament host Alabama State, Grambling State and Howard University at this year's event.

THIS IS SEMO

Southeast Missouri or **SEMO** is the preferred reference for Southeast Missouri State University athletic teams. Southeastern Missouri State is not an acceptable reference.





2020 SOUTHEAST MISSOURI SOFTBALL NOTES / KANSAS CITY

Familiar Face

First-year Kansas City head coach Kerry Shaw spent the 2015 season as an assistant coach at Southeast Missouri under Mark Redburn. At the time, it was Shaw's first NCAA Division I coaching job.

Rook Claims OVC Pitcher of the Week

Junior Rachel Rook was named Ohio Valley Conference Pitcher of the Week on Feb. 24. Rook, who hails from Republic, Missouri, won the second OVC Pitcher of the Week honor in her career. She went 2-0 with a 0.00 ERA in three appearances and two starts at the Alabama State Stinger Classic, her first action of the season. Rook tossed a complete game shutout with a career-high 13 strikeouts against South Carolina State (Feb. 23). She allowed only one walk and three hits in 14 scoreless innings. For the week, Rook recorded 23 strikeouts. UT Martin infielder Aalia Bivens was the week's OVC Player of the Week honoree.

Bombs Away

Ashley Ellis is one of 27 Division I players with six or more home runs this season. Ellis homered in five of her first nine games of 2020. She hit a home run in four-straight contests from Feb. 14-21. Ellis leads the Ohio Valley Conference in home runs. Charlotte's Bailey Vannoy leads the nation with nine total round-trippers and Ellis is first in the country in home runs per game (0.67).

Moving Up

Ashley Ellis moved to second on Southeast Missouri's all-time career home run list. Ellis, who has 32 career home runs, surpassed Megan McDonald (31, 2005-08) for the number two spot. Michelle Summers (2005-08) holds the all-time record with 48 home runs.

More Movement for Anderson

Rachel Anderson is now second in both career runs scored (135) and stolen bases (54) at Southeast Missouri. Anderson moved to second on both of those lists at last week's Alabama State Stinger Classic. She holds SEMO's career records in batting average (.420),

slugging percentage (.719), on-base percentage (.507) and triples (27).

Scoring Runs

The Redhawks have scored 77 runs through nine games this season for an average of 8.6 per contest. Southeast Missouri has scored 12 or more runs on four occasions with a season-high 16 vs. Purdue Fort Wayne (Feb. 14) and South Carolina State (Feb. 21). SEMO ranks fourth in the nation scoring. Last year, the Redhawks scored a single-season school record 363 runs.

Triple Time

Southeast Missouri already has 10 triples this season. SEMO leads the Ohio Valley Conference in triples and ranks second in the nation with 1.1 triples per game. Seven different players have tripled for the Redhawks this year, including Rachel Anderson (3), Madison Harris (2), Austine Pauley (1), Kaylee Anderson (1), Addison Barnouski (1), Ashley Emert (1) and Keira Hance (1). SIU Edwardsville is the next closest OVC team to SEMO with six triples.

Five to Go

Mark Redburn is five wins away from reaching 150 at Southeast Missouri. Redburn is 145-126 (.535) in six years at the helm. For his career, Redburn is 359-375 in 16 years as a head coach.

Solid February

The Redhawks wrap up their first month of the season when they take the field against Kansas City Saturday. Southeast Missouri hit an Ohio Valley Conference best .345 and leads the league in slugging percentage (.591), on-base percentage (.455), triples (10) and opposing batting average (.210) over its first nine games of the year. The Redhawks are among the top 10 national leaders in scoring (4th, 8.5 rpg), triples per game (2nd, 1.1), stolen bases per game (5th, 2.78), slugging percentage (6th, .591) and win-loss percentage (7th, .889).

2020 OVC STANDINGS (AS OF FEB. 26)

School	Conference				Overall			
	W	L	I	Pct.	W	L	I	Pct.
Southeast Missouri	0	0	0	.000	8	1	0	.889
SIU Edwardsville	0	0	0	.000	7	1	0	.875
Eastern Kentucky	0	0	0	.000	12	2	0	.857
Murray State	0	0	0	.000	7	5	0	.583
Tennessee Tech	0	0	0	.000	8	6	0	.571
UT Martin	0	0	0	.000	9	7	0	.563
Jacksonville State	0	0	0	.000	6	7	0	.462
Morehead State	0	0	0	.000	3	5	0	.375
Austin Peay	0	0	0	.000	4	7	0	.364
Tennessee State	0	0	0	.000	4	8	0	.333
Belmont	0	0	0	.000	1	7	0	.125

THIS WEEKEND'S SCHEDULE

Friday, February 28

Eastern Kentucky vs. Howard, 9 a.m., CT
Eastern Illinois vs. Western Carolina, 10:30 a.m., CT
Tennessee Tech vs. Tennessee, 11 a.m., CT
Murray State vs. Creighton, 12:15 p.m., CT
Austin Peay vs. Illinois State, 12:30 p.m., CT
Eastern Kentucky vs. Mercer, 1 p.m., CT
Tennessee Tech vs. East Tennessee State, 1:30 p.m., CT
Belmont vs. UL Monroe, 2 p.m., CT
UT Martin vs. Alcorn State, 2 p.m., CT
SIU Edwardsville vs. Lipscomb, 2:30 p.m., CT
Samford vs. Jacksonville State, 2:30 p.m., CT
Eastern Illinois vs. Georgia, 3:30 p.m., CT
Murray State vs. Northern Kentucky, 4:45 p.m., CT
SIU Edwardsville vs. UMBC, 5 p.m., CT
UT San Antonio vs. Jacksonville State, 5 p.m., CT
Austin Peay vs. Western Kentucky, 5:30 p.m., CT
Belmont vs. Central Arkansas, 6:30 p.m., CT

Saturday, February 29

Tennessee Tech vs. Tennessee, 9 a.m., CT
Morehead State vs. Howard, 9 a.m., CT
Austin Peay vs. IUPUI, 10 a.m., CT
UT Martin vs. Alcorn State, 10 a.m., CT
Eastern Illinois vs. Boston College, 10:30 a.m., CT
Belmont vs. Northern Iowa, 11 a.m., CT
Tennessee State vs. Arkansas-Pine Bluff, Noon, CT
UT San Antonio vs. Jacksonville State, 12:30 p.m., CT
UT Martin vs. UAB, 12:30 p.m., CT
Morehead State vs. Norfolk State, 1 p.m., CT
Eastern Kentucky vs. Nicholls State, 1 p.m., CT
Belmont vs. Stephen F. Austin, 1:15 p.m., CT
SIU Edwardsville vs. Lipscomb, 3 p.m., CT
Samford vs. Jacksonville State, 3 p.m., CT
Austin Peay vs. TBA, 3 p.m., CT
Tennessee Tech vs. East Tennessee State, 3:30 p.m., CT
Kansas City at Southeast Missouri, 4 p.m., CT
Murray State vs. Creighton, 4:45 p.m., CT
SIU Edwardsville vs. Indiana State, 5:30 p.m., CT
Eastern Illinois vs. Western Carolina, 6:30 p.m., CT
Eastern Kentucky vs. Alabama State, 7 p.m., CT

Sunday, March 1

Austin Peay vs. TBA, TBA
Tennessee Tech vs. Bowling Green, 9 a.m., CT
Morehead State vs. Howard, 9 a.m., CT
Eastern Illinois vs. Boston College, 10:30 a.m., CT
Kansas City vs. Southeast Missouri (DH), 10:30 a.m., CT
Tennessee State vs. Florida A&M, 11 a.m., CT
Morehead State vs. Hampton, 11 a.m., CT
UT Martin vs. UAB, 11 a.m., CT
SIU Edwardsville vs. UMBC, Noon, CT
Murray State vs. Purdue Fort Wayne, 12:15 p.m., CT
Tennessee State vs. Mississippi Valley State, 1 p.m., CT
Eastern Kentucky vs. Mercer, 1 p.m., CT
UT Martin vs. Mississippi State, 3 p.m., CT
Murray State vs. Southern Illinois, 4:45 p.m., CT



2020 SOUTHEAST MISSOURI SOFTBALL NOTES / KANSAS CITY

Three Shutouts

Southeast Missouri has shut out three opponents this season. The Redhawks beat Southern Mississippi, 7-0, on Feb. 15, Howard, 3-0, on Feb. 22, and South Carolina State, 2-0, on Feb. 23. Two of those shutouts have come in SEMO's last three games.

Starting Streaks

Two Redhawks have starting streaks over 100 games. Rachel Anderson, who never missed a start in her career, has started 176 consecutive games. Ashley Ellis has started 156 straight contests.

Ellis Named OVC Co-Player of the Week

Senior first baseman Ashley Ellis was named Ohio Valley Conference Co-Player of the Week on Feb. 17. A native of Arnold, Missouri, Ellis hit four home runs in four games during a big opening weekend at the Troy University Tournament. All but two of her hits came on the long ball. She hit .375 (6-for-16) with six runs scored, a double and 10 RBI to lead the Redhawks to a 3-1 record. Ellis homered twice against Purdue Fort Wayne (Feb. 14) and hit a home run in three-straight contests. She also boasted a 1.188 slugging percentage. Jacksonville State third baseman Karsen Mosley (Co-Player of the Week) and Eastern Kentucky's Mollie Paulick (Pitcher of the Week) rounded out the honorees.

OVC Preseason Favorite

Reigning Ohio Valley Conference regular-season and tournament champion Southeast Missouri was picked to win the league in 2020. SEMO earned 16 first-place votes and a total of 236 points in this year's Preseason Poll selected by OVC Head Coaches and Sports Information Directors. Jacksonville State, which picked up six first-place votes, is second with 221 points while Eastern Kentucky earned the two remaining first-place nods and 195 points. Murray State followed in fourth place with 171 points and Austin Peay rounded out the top-five with 168 points. Belmont (138), SIUE (123), Tennessee Tech (95), UT Martin (92), Eastern Illinois (76), Tennessee State (43) and Morehead State (26) completed the poll.

Senior Power

The Redhawks have eight seniors on this year's roster, including center fielder Rachel Anderson, first baseman Ashley Ellis, catcher Rachael Donald, outfielders Madison Harris and Claudia Gallo, third baseman Addison Barnouski, pitcher Alexis Estes and infielder Austine Pauley.

Holman Tosses Shutout

Freshman Paytience Holman picked up her first career win when she tossed a complete game four-hit shutout against Southern Mississippi (Feb. 15). Holman, who is 1-1 this season, recorded 10 strikeouts and walked just two in seven innings.

Redhawk Debuts

Five players, including Austine Pauley, Kimmy Wallen, Keira Hance, Paytience Holman and Karsyn Davis made their NCAA Division I softball debuts with Southeast Missouri this season. Pauley is the Redhawks third-leading hitter with a .423 average.

Redburn in Sixth Year

Mark Redburn is in his sixth year as head coach at Southeast Missouri. Redburn, the 2019 Ohio Valley Conference Coach of the Year, led the Redhawks to their first OVC regular-season and tournament titles, and NCAA Tournament appearance in 20 years. Last year's team won a program record 46 games. Redburn has guided SEMO to a combined 110 wins since the 2017 season.

Anderson Ranked 54th Among Softball America's Top 100 Players

Southeast Missouri star center fielder Rachel Anderson was ranked 54th among Softball America's Top 100 players for the 2020 season. A native of Edwardsville, Illinois, Anderson is the only Ohio Valley Conference player on the nation's elite list. She is a three-time First-Team All-OVC pick and became SEMO's first All-American during the program's NCAA Division I era. Anderson was named the league's Player of the Year in 2019 and garnered OVC Freshman of the Year honors during her rookie season in 2017.

Anderson has started all 176 games of her college career in center field.

Anderson Closing In on Career RBI Record

Rachel Anderson is eight RBI away from breaking Southeast Missouri's all-time career RBI record. Anderson currently has 125 RBI in her career and is behind both Renee Kertz (132, 2009-12) and Michelle Summers (132, 2005-08).

National Leader

Southeast Missouri has a player leading the nation in three statistical categories this season. Ashley Ellis is first in home runs per game (0.67), Rachel Rook is first in ERA (0.00) and Rachel Anderson is first in toughest to strikeout. Anderson has not struck out in 26 at-bats this year.

About Kansas City

Kansas City is 3-7 overall under first-year head coach Kerry Shaw. The Kangaroos went 1-4 at the Hawai'i Invitational on Feb. 21-23. Two of Kansas City's three wins this season have come against Stephen F. Austin. Delaine Fenoglio and Ashlynn Williams are the Kangaroos top two hitters with .389 and .385 batting averages, respectively.



2020 ROSTER

Numerical

No.	Name	Pos.	Ht.	B/T	Cl.	Hometown (High School/College)
2	Rachel Anderson	OF	5-3	L/R	Sr.	Edwardsville, Ill. (Edwardsville)
3	Kimmy Wallen	OF	5-7	L/R	Fr.	Park Hills, Mo. (Central)
4	Claudia Gallo	OF	5-6	R/R	Sr.	Arnold, Mo. (Fox)
5	Alexis Estes	P	5-9	R/R	Sr.	Lane, Ill. (Clinton/Lincoln Land CC)
6	Marisa Davis	P	5-4	L/L	So.	Kansas City, Mo. (Lee's Summit North)
7	Karsyn Davis	C	5-11	R/R	Fr.	Harrisburg, Ill. (Harrisburg)
8	Abby Rollet	OF	5-7	L/R	Jr.	Perryville, Mo. (Notre Dame/Jefferson College)
9	Rachel Rook	P	5-11	R/R	Jr.	Republic, Mo. (Republic)
10	Ashley Emert	C/INF	5-10	R/R	Jr.	East Peoria, Ill. (East Peoria/Illinois State)
11	Danina Marton	OF	5-10	R/R	Jr.	Northridge, Calif. (Grover Cleveland)
12	Addison Barnouski	INF	5-9	R/R	Sr.	O'Fallon, Ill. (O'Fallon Township)
14	Kaylee Anderson	INF/P	5-7	R/R	Jr.	Warrenton, Mo. (Warrenton)
15	Austine Pauley	INF/OF	5-6	R/R	Sr.	St. Charles, Mo. (Francis Howell North/Lindenwood)
16	Carlie Sanders	INF	5-6	R/R	So.	De Soto, Mo. (Hillsboro/Boston College)
18	Keira Hance	INF	5-11	R/R	Fr.	Marion, Ill. (Marion)
19	Paytience Holman	P	5-8	R/R	Fr.	Mexico, Mo. (Mexico)
20	Leaha Wininger	INF	5-7	R/R	So.	Johnston City, Ill. (Johnston City)
21	Chelsy Pena	C	5-6	R/R	So.	Columbia, Ill. (Columbia)
22	Madison Harris	OF	5-6	R/R	Sr.	Imperial, Mo. (Windsor)
24	Rachael Donald	C	5-8	R/R	Sr.	Dupo, Ill. (Dupo)
26	Ashley Ellis	INF	5-8	R/R	Sr.	Arnold, Mo. (Fox)
27	Anna Griffin	INF	6-1	R/R	So.	Bentonville, Ark. (Bentonville West)

Alphabetical

No.	Name	Pos.	Ht.	B/T	Cl.	Hometown (High School/College)
14	Kaylee Anderson	INF/P	5-7	R/R	Jr.	Warrenton, Mo. (Warrenton)
2	Rachel Anderson	OF	5-3	L/R	Sr.	Edwardsville, Ill. (Edwardsville)
12	Addison Barnouski	INF	5-9	R/R	Sr.	O'Fallon, Ill. (O'Fallon Township)
7	Karsyn Davis	C	5-11	R/R	Fr.	Harrisburg, Ill. (Harrisburg)
6	Marisa Davis	P	5-4	L/L	So.	Kansas City, Mo. (Lee's Summit North)
24	Rachael Donald	C	5-8	R/R	Sr.	Dupo, Ill. (Dupo)
26	Ashley Ellis	INF	5-8	R/R	Sr.	Arnold, Mo. (Fox)
10	Ashley Emert	C/INF	5-10	R/R	Jr.	East Peoria, Ill. (East Peoria/Illinois State)
5	Alexis Estes	P	5-9	R/R	Sr.	Lane, Ill. (Clinton/Lincoln Land CC)
4	Claudia Gallo	OF	5-6	R/R	Sr.	Arnold, Mo. (Fox)
27	Anna Griffin	INF	6-1	R/R	So.	Bentonville, Ark. (Bentonville West)
18	Keira Hance	INF	5-11	R/R	Fr.	Marion, Ill. (Marion)
22	Madison Harris	OF	5-6	R/R	Sr.	Imperial, Mo. (Windsor)
19	Paytience Holman	P	5-8	R/R	Fr.	Mexico, Mo. (Mexico)
11	Danina Marton	OF	5-10	R/R	Jr.	Northridge, Calif. (Grover Cleveland)
15	Austine Pauley	INF/OF	5-6	R/R	Sr.	St. Charles, Mo. (Francis Howell North/Lindenwood)
21	Chelsy Pena	C	5-6	R/R	So.	Columbia, Ill. (Columbia)
8	Abby Rollet	OF	5-7	L/R	Jr.	Perryville, Mo. (Notre Dame/Jefferson College)
9	Rachel Rook	P	5-11	R/R	Jr.	Republic, Mo. (Republic)
16	Carlie Sanders	INF	5-6	R/R	So.	De Soto, Mo. (Hillsboro/Boston College)
3	Kimmy Wallen	OF	5-7	L/R	Fr.	Park Hills, Mo. (Central)
20	Leaha Wininger	INF	5-7	R/R	So.	Johnston City, Ill. (Johnston City)

Head Coach: Mark Redburn (Sixth Year/Missouri-St. Louis, 1993)

Assistant Coaches: Kristen Jones (Fifth Year/Augusta State, 2012);
Matthew Guemmer (First Year/Missouri, 2013)

Roster Breakdown

Total Squad Members.....	22
Seniors	8
Juniors	5
Sophomores.....	5
Freshmen.....	4

Pronunciation Guide

Addison Barnouski	bar-NOW-ski
-------------------------	-------------

Geographical Breakdown

Arkansas.....	1
Anna Griffin	
California.....	1
Danina Marton	
Illinois.....	9
Rachel Anderson, Addison Barnouski, Karsyn Davis, Rachael Donald, Ashley Emert, Alexis Estes, Keira Hance, Chelsy Pena, Leaha Wininger	
Missouri	11
Kaylee Anderson, Marisa Davis, Ashley Ellis, Claudia Gallo, Madison Harris, Paytience Holman, Austine Pauley, Abby Rollet, Rachel Rook, Carlie Sanders, Kimmy Wallen	

HONORS/AWARDS

OVC Player of the Week

Ashley Ellis, 1B, Feb. 17

OVC Pitcher of the Week

Rachel Rook, Feb. 24



2020 RADIO/TV ROSTER




2

Rachel Anderson
OF / 5-3 / L-R / Sr.
Edwardsville, Ill.



3

Kimmy Wallen
OF / 5-7 / L-R / Fr.
Park Hills, Mo.



4

Claudia Gallo
OF / 5-6 / R-R / Sr.
Arnold, Mo.




5

Alexis Estes
P / 5-9 / R-R / Sr.
Lane, Ill.




6

Marisa Davis
P / 5-4 / L-L / So.
Kansas City, Mo.



7

Karsyn Davis
C / 5-11 / R-R / Fr.
Harrisburg, Ill.



8

Abby Rollet
OF / 5-7 / L-R / Jr.
Perryville, Mo.



9

Rachel Rook
P / 5-11 / R-R / Jr.
Republic, Mo.



10

Ashley Emert
C/INF / 5-10 / R-R / Jr.
East Peoria, Ill.



11

Danina Marton
OF / 5-10 / R-R / Jr.
Northridge, Calif.



12

Addison Barnouski
INF / 5-9 / R-R / Sr.
O'Fallon, Ill.



14

Kaylee Anderson
INF/P / 5-7 / R-R / Jr.
Warrenton, Mo.



15

Austine Pauley
INF/OF / 5-6 / R-R / Sr.
St. Charles, Mo.



16

Carlie Sanders
INF / 5-6 / R-R / So.
De Soto, Mo.



18

Keira Hance
INF / 5-11 / R-R / Fr.
Marion, Ill.




19

Paytience Holman
P / 5-8 / R-R / Fr.
Mexico, Mo.



20

Leaha Winingar
INF / 5-7 / R-R / So.
Johnston City, Ill.



21

Chelsy Pena
C / 5-6 / R-R / So.
Columbia, Ill.



22

Madison Harris
OF / 5-6 / R-R / Sr.
Imperial, Mo.




24

Rachael Donald
C / 5-8 / R-R / Sr.
Duplo, Ill.



26

Ashley Ellis
INF / 5-8 / R-R / Sr.
Arnold, Mo.



27

Anna Griffin
INF / 6-1 / R-R / So.
Bentonville, Ark.



Mark Redburn
Head Coach
Sixth Year



Kristen Jones
Assistant Coach
Fifth Year



Matthew Guemmer
Assistant Coach
First Year



HEAD COACH MARK REDBURN



- Head Coach
- Sixth Year
- Missouri-St. Louis, 1993

MARK REDBURN

Mark Redburn enters his sixth year after guiding Southeast Missouri to its first Ohio Valley Conference regular-season championship, OVC Tournament title and NCAA Regional appearance in 20 years.

What a year it was for SEMO in 2019 as the Redhawks set an all-time program record with 46 wins, the only 40-win season in the school's NCAA Division I era. The Redhawks went 46-18 overall and 17-5 in the OVC before going 1-2 at the NCAA Regional in Oxford, Mississippi.

TEAM 43 (43rd year of SEMO softball) had so much to celebrate over the course of its magical 2019 campaign.

Redburn and his staff were honored as the National Fastpitch Coaches Association (NFCA) Mideast Region Coaching Staff of the Year. For Redburn himself, he was voted OVC Coach of the Year for the first time in his career.

Four players earned All-OVC honors, three claimed NFCA All-Region accolades and one garnered NFCA All-America distinction. Outfielder Rachel Anderson became SEMO's first All-American in 28 years and the program's first All-American in the NCAA Division I tenure. TEAM 43 was also

recognized by the NFCA for achieving the fourth highest grade point average among all NCAA Division I schools. SEMO recorded a team GPA of 3.678 with 17 players securing NFCA All-America Scholar-Athlete honors.

Redburn certainly has the Redhawks trending in the right direction as his teams averaged nearly 40 wins (39.5) in the last two seasons alone. SEMO put together a 79-38 (.678) record and went 32-12 (.727) in conference play over that span.

Statistically, SEMO's 2019 team broke a total of 17 single-season records in slugging percentage (.510), on-base percentage (.382), game played (64), runs (363), hits (501), home runs (74), RBI (318), total bases (850), walks (180), stolen bases (89), stolen base attempts (117), wins (46), saves (11), batters struck out (331), batters struck out looking (90), innings pitched (414) and putouts (1242).

In 18 years as an NCAA Division I head coach, Division I assistant coach and National Junior College Athletic Association (NJCAA) head coach, Redburn has made 13 postseason appearances which include one NCAA Women's College World Series, two NCAA Super-Regionals, four NCAA

Regionals and two NJCAA National Tournaments.

In 2018, the Redhawks finished at 33-20 overall and fourth in the OVC with a 15-7 mark. SEMO locked down its first winning campaign in seven years.

The Redhawks heated up to win 11 of their final 14 regular-season games and advanced to the eight-team OVC Tournament.

SEMO's 2018 club finished with a 74 RPI among the nation's 296 NCAA Division I softball teams, quite a jump from its 173 ranking in 2017. The Redhawks collected eight doubleheader sweeps along the way.

Defensively, SEMO improved tremendously. After ranking eighth in the OVC in fielding percentage a year ago, the Redhawks were the league's second-best fielding team in 2018. SEMO had 43 errors and committed 16 less than it did in 2017. The Redhawks went error free in 25 games equating to 47 percent of their entire season.

The year before that, SEMO finished the 2017 campaign among the school's top single-season leaders in slugging percentage (6th, .427), on-base percentage (5th, .356), triples (4th, 21), home runs (9th, 31), total bases (9th, 567), stolen bases (2nd, 65), stolen base attempts (1st, 88), opponent batting average (7th, .282), strikeouts/7 innings (7th, 4.17), strikeouts (10th, 194), strikeouts looking (3rd, 61) fewest doubles allowed (8th, 49), fielding percentage (8th, .960), fewest errors (7th, 59) and fewest stolen bases against (3rd, 38).

Redburn picked up his 200th

career victory when SEMO beat Austin Peay, 7-4, on Apr. 30, 2016. His 2016 club ranked among the school's top-10 teams in doubles (6th, 69), stolen bases (3rd, 58), walks (8th, 138), home runs (6th, 35) and slugging percentage (6th, .412).

In his first season, Redburn led the Redhawks to an overall record of 19-27 and 12-12 in OVC play during 2015. His 19 victories came after SEMO won no more than 15 games in each of the previous two seasons. Redburn's first club at Southeast also had 12 OVC wins, a +9 increase from the 2014 campaign. In addition, the Redhawks made the OVC Tournament, snapping a streak of three years where they missed the event.

Not only did Redburn earn his 100th career NCAA Division I win in his inaugural season with the Redhawks, but he coached three All-OVC selections and one NFCA All-Region honoree.

Statistically, SEMO finished among the top-five OVC teams in batting average (3rd), slugging percentage (5th), on-base percentage (5th) and hits (5th). The 2015 Redhawks also broke two single-season records with Kayla Fortner establishing new marks in home runs and walks. SEMO tied the OVC single-game mark and set a single-game school record with six home runs, as well. Academically, the Redhawks accumulated a 3.35 grade point average during the 2014-15 academic year as a total of nine players earned NFCA All-America Scholar-Athlete status for achieving a 3.5 or higher GPA.



HEAD COACH MARK REDBURN





HEAD COACH MARK REDBURN

single-game mark and set a single-game school record with six home runs, as well. Academically, the Redhawks accumulated a 3.35 grade point average during the 2014-15 academic year as a total of nine players earned NFCA All-America Scholar-Athlete status for achieving a 3.5 or higher GPA.

Redburn coached a total of four first-team All-OVC selections, three second-team All-OVC picks, one OVC Freshman of the Year, three NFCA All-Region honorees and three OVC All-Newcomer selections in his first four years as SEMO's head coach.

The fourth head coach in Redhawk softball history, Redburn won 90 games in five years as head coach at the University of Evansville before accepting the job at Southeast on June 26, 2014.

In 2014, Redburn coached a UE team with five starters that were underclassmen, including four freshmen and one sophomore. The Purple Aces achieved their highest batting average since 2007. Additionally, UE had a freshman lead the team in stolen bases and home runs.

Despite a season that allowed 53 games, the 2013 team had its best season in Redburn's five years at UE. Entering the Missouri Valley Conference Tournament as the No. 7 seed, the Purple Aces beat the No. 6, No. 3 and No. 2 seeds to make their first MVC Championship appearance since 2003. UE finished second with three players garnering All-Tournament team honors.

The 2013 campaign resulted in the most overall wins in a season since 2008 and the best regular-season and conference tournament finish since Redburn's arrival. UE continued its aggressive baserunning with 89 stolen bases, ranking second in the MVC. The pitching staff also rated fourth in the conference.

Redburn's 2012 club saw improvement as well, winning more games than it had the previous season. The Purple Aces stole 79 bases and had two all-conference and one National Fastpitch Coaches Association All-Region selection that year. In 2011, Redburn exposed a young and inexperienced team to some of the top programs in the nation as UE played one of its most difficult schedules. Tennessee, Georgia Tech, Missouri, Ohio State, Texas Tech, South Alabama and Chattanooga were among the stiff competition.

Redburn quickly started to transform the UE program during his first year in 2010. The Purple Aces secured a berth in the MVC Tournament after winning 10 conference games. UE led the MVC with 31 doubles and hit 36 home runs, while producing two all-conference picks.

Academically, Redburn's teams consistently enjoyed success. In fact, each of his last four UE teams accumulated a 3.1 or higher grade point average. He had several student-athletes obtain over a 3.5 GPA and earn academic recognition along the way.

Prior to UE, Redburn spent three years as an assistant

coach at the University of Missouri working primarily with the pitchers and catchers, and serving as recruiting coordinator.

He was part of a coaching staff that compiled an overall record of 137-53. The Tigers registered a school record for victories (50), won the Big 12 Conference Tournament, won their Regional and defeated host UCLA in the Super Regional to advance to the College World Series in 2009. Overall, Redburn coached four all-conference pitchers, including USA National Team Pitcher Chelsea Thomas at Missouri.

Redburn began his collegiate coaching career as head coach at St. Charles (Mo.) Community College from 2001-04. He led the 2003 team to its first Region 16 championship and a seventh-place finish at the National Junior College Athletic Association Division I National

Tournament. His 2004 squad set a school record with 33 victories.

Following his stay at St. Charles CC, Redburn spent two seasons as head coach of the new softball program at Jefferson College. In the program's first year of competition, 2006, he led Jefferson to a 49-16 record, Region 16 championship and ninth-place finish at the NJCAA Division I National Tournament. Redburn was honored as the Midwest Community College Athletic Conference Coach of the Year following that season. A native of St. Charles, Missouri, Redburn graduated from the University of Missouri-St. Louis in 1993 and received his master's degree in Athletics/Activities Administration from William Woods University.

He and his wife, Tracy, have two sons, Joe and Jack.





HEAD COACH MARK REDBURN

The Mark Redburn File

Hometown

St. Charles, Mo.

Family

Spouse: Tracy

Sons: Joe, Jack

Education

- Missouri-St. Louis, Bachelor of Science in Special Education
- William Woods, Master of Education in Athletics/Activities Administration

Coaching Honors

- 2019 OVC Coach of the Year
- 2019 NFCA Mid-east Region Coaching Staff of the Year
- 2009 Midwest Coaching Staff of the Year
- 2006 Region 16 and MCCAC Coach of the Year
- 2003 Region 16 Coach of the Year

Redburn's Year-by-Year Records

Year	School	Assignment	Record	Conference Finish	Postseason
2002	St. Charles CC	Head Coach	16-21	3rd	Region XVI Runner-Up
2003	St. Charles CC	Head Coach	26-21	2nd	Region XVI Champions 7th NJCAA National Tournament
2004	St. Charles CC	Head Coach	33-16	1st	3rd in Region XVI
2005	Jefferson College	Head Coach	-	Program Preparation Year	-
2006	Jefferson College	Head Coach	49-16	1st Region 16	-
2007	Missouri	Assistant Coach	40-23, 13-4	3rd Big 12	-
2008	Missouri	Assistant Coach	47-17, 11-6	3rd Big 12	-
2009	Missouri	Assistant Coach	50-12, 12-6	2nd Big 12	1st Big 12 Tournament NCAA Midwest Regional Champions NCAA Super Regional Champions 8th in College World Series
2010	Evansville	Head Coach	18-34, 10-16	17th MVC	-
2011	Evansville	Head Coach	12-42, 6-21	9th MVC	-
2012	Evansville	Head Coach	18-37, 8-19	8th MVC	-
2013	Evansville	Head Coach	23-30, 11-12	7th MVC	2nd MVC Tournament
2014	Evansville	Head Coach	19-32, 7-19	10th MVC	-
2015	Southeast Missouri	Head Coach	19-27, 12-12	7th OVC	8th OVC Tournament
2016	Southeast Missouri	Head Coach	16-33, 10-17	10th OVC	-
2017	Southeast Missouri	Head Coach	23-27, 8-14	9th OVC	-
2018	Southeast Missouri	Head Coach	33-20, 15-7	4th OVC	7th OVC Tournament
2019	Southeast Missouri	Head Coach	46-18, 17-5	1st OVC	1st OVC Tournament 3rd NCAA Regional
2020	Southeast Missouri	Head Coach	8-1, 0-0		

Overall Record as a Head Coach: 359-375 (15 years)

Record at Southeast Missouri, 145-126, 62-55 Ohio Valley Conference (6 years)

Record at Evansville, 90-175, 42-87 Missouri Valley Conference (5 years)

Record at Jefferson College, 49-16 (2 years)

Record at St. Charles CC: 75-58 (3 years)

Record as a college assistant: 137-52 (3 years)

Redburn by the Numbers

- 51 OVC Commissioner's Honor Roll Selections
- 26 NFCA All-America Scholar-Athletes
- 20+ Academic All-Americans
- 11 NJCAA All-Region 16 Players
- 10 OVC Medal of Honor Recipients
- 6 First-Team All-OVC Selections
- 6 All-MVC Players
- 6 MVC Scholar-Athletes
- 6 OVC Players of the Week
- 5 All-Americans
- 5 NFCA All-Region Selections
- 4 OVC Pitchers of the Week
- 4 MCCAC All-Conference Players
- 3 OVC All-Newcomer Selections
- 3 MVC Players of the Week
- 2 Second-Team All-OVC Selections
- 1 OVC Player of the Year
- 1 OVC Freshman of the Year



2020 STATISTICS



2020 Southeast Missouri Softball Overall Statistics for Southeast Missouri (as of Feb 23, 2020) (All games Sorted by Batting avg)



Record: 8-1 Home: 0-0 Away: 2-0 Neutral: 6-1 OVC: 0-0

Player	avg	gp-gs	ab	r	h	2b	3b	hr	rbi	tb	slg%	bb	hp	so	gdp	ob%	sf	sh	sb-att	po	a	e	fld%
2 ANDERSON, Rachel	.500	9-9	26	11	13	0	3	1	10	22	.846	3	2	0	0	.545	2	1	4-4	16	0	1	.941
24 DONALD, Rachael	.471	8-7	17	3	8	3	0	0	1	11	.647	1	0	2	0	.500	0	0	0-0	33	3	0	1.000
15 PAULEY, Austine	.423	9-9	26	8	11	3	1	1	6	19	.731	7	1	2	0	.543	1	0	6-7	9	19	2	.933
26 ELLIS, Ashley	.414	9-9	29	8	12	2	0	6	15	32	1.103	6	0	3	0	.514	0	0	0-0	54	2	0	1.000
14 ANDERSON, Kaylee	.375	9-8	24	8	9	1	1	1	5	15	.625	3	4	1	0	.516	0	1	4-4	12	16	0	1.000
12 BARNOUSKI, Addison	.353	8-7	17	7	6	1	1	0	4	9	.529	6	0	5	0	.522	0	0	1-1	9	2	0	1.000
22 HARRIS, Madison	.353	7-6	17	4	6	0	2	0	3	10	.588	1	1	2	0	.421	0	1	0-0	1	0	0	1.000
4 GALLO, Claudia	.333	8-8	24	9	8	0	0	1	7	11	.458	2	3	4	0	.419	2	1	3-3	7	0	0	1.000
27 GRIFFIN, Anna	.250	9-6	16	2	4	1	0	0	5	5	.313	5	0	3	0	.409	1	0	0-0	5	0	0	1.000
3 WALLEN, Kimmy	.188	8-5	16	3	3	0	0	0	1	3	.188	2	0	0	0	.278	0	0	3-3	2	0	2	.500
10 EMERT, Ashley	.167	9-4	12	4	2	1	1	0	3	5	.417	3	1	4	0	.375	0	0	2-2	5	13	1	.947
21 PENA, Chelsy	.100	8-2	10	3	1	0	0	0	1	1	.100	4	0	0	0	.357	0	1	0-1	11	0	0	1.000

11 MARTON, Danina	.400	7-0	5	4	2	0	0	0	0	2	.400	0	0	0	0	.400	0	0	2-2	0	0	0	.000
20 WININGER, Leah	.333	6-0	3	1	1	0	0	0	1	1	.333	0	0	0	0	.333	0	0	0-0	1	1	0	1.000
18 HANCE, Keira	.143	6-0	7	2	1	0	1	0	3	3	.429	1	0	1	0	.250	0	1	0-0	2	4	1	.857
7 DAVIS, Karsyn	.000	2-1	3	0	0	0	0	0	0	0	.000	0	0	0	0	.000	0	1	0-0	18	0	0	1.000
16 SANDERS, Carlie	.000	1-0	0	0	0	0	0	0	0	0	.000	0	0	0	0	.000	0	0	0-0	0	0	0	.000
Totals	.345	9	252	77	87	12	10	10	65	149	.591	44	12	27	0	.455	6	7	25-27	186	71	7	.973
Opponents	.210	9	224	31	47	10	1	5	26	74	.330	31	2	56	2	.310	1	8	8-10	177	78	18	.934

LOB - Team (69), Opp (51). DPs turned - Team (3), Opp (1). Picked off - K. ANDERSON 2.

(All games Sorted by Earned run avg)

Player	era	w-l	app	gs	cg	sho	sv	ip	h	r	er	bb	so	2b	3b	hr	b/avg	wp	hp	bks	sfa	sha
9 ROOK, Rachel	0.00	2-0	3	2	1	1/1	0	14.0	3	0	0	1	23	0	0	0	.068	0	0	0	0	1
14 ANDERSON, Kaylee	2.68	3-0	5	0	0	0/1	1	15.2	15	10	6	5	10	2	0	2	.246	2	1	0	0	0
19 HOLMAN, Paytience	3.38	1-1	5	3	1	1/0	0	18.2	20	11	9	11	17	4	1	1	.267	2	1	0	0	3
6 DAVIS, Marisa	4.20	0-0	2	0	0	0/0	0	3.1	2	2	2	2	2	1	0	1	.182	0	0	0	0	1
5 ESTES, Alexis	4.74	2-0	5	4	0	0/0	0	10.1	7	8	7	12	4	3	0	1	.212	6	0	0	1	3
Totals	2.71	8-1	9	9	2	3/1	1	62.0	47	31	24	31	56	10	1	5	.210	10	2	0	1	8
Opponents	7.12	1-8	9	9	3	0/0	1	59.0	87	77	60	44	27	12	10	10	.345	5	12	0	6	7

PB - Team (1), DONALD 1. Pickoffs - Team (1), DONALD 1. SBA/ATT - DONALD (7-8), HOLMAN (3-3), K. ANDERSON (2-3), ROOK (1-2), PENA (1-1), M. DAVIS (1-1), ESTES (1-1).



2020 RESULTS



2020 Southeast Missouri Softball Game Results for Southeast Missouri (as of Feb 25, 2020) (All games)



Date	Opponent	Score	Inns	Overall	OVC	Pitcher of record	Attend	Time
! 02-14-20	vs Kennesaw State	L 4-6	7	0-1-0	0-0-0	HOLMAN (L 0-1)	121	2:37
! 02-14-20	vs Purdue Fort Wayne	w 16-15	(9)	1-1-0	0-0-0	K. ANDERSON (W 1-0)	127	3:45
! 02-15-20	vs Southern Miss	w 7-0	7	2-1-0	0-0-0	HOLMAN (W 1-1)	117	2:24
! 02-15-20	at Troy	w 13-3	7	3-1-0	0-0-0	K. ANDERSON (W 2-0)	97	2:49
@ 02-21-20	vs SC State	w 16-3	5	4-1-0	0-0-0	ESTES (W 1-0)	86	2:24
@ 02-21-20	at Alabama State	w 12-3	6	5-1-0	0-0-0	K. ANDERSON (W 3-0)	70	2:17
@ 02-22-20	vs Howard	w 3-0	7	6-1-0	0-0-0	ROOK (W 1-0)	54	1:30
@ 02-22-20	vs Grambling	w 4-1	7	7-1-0	0-0-0	ESTES (W 2-0)	81	2:00
@ 02-23-20	vs SC State	w 2-0	7	8-1-0	0-0-0	ROOK (W 2-0)	67	1:42
02-29-20	KANSAS CITY	5 p.m.						
03-01-20	KANSAS CITY-1	10:30 am						
03-01-20	KANSAS CITY-2	1 p.m.						

* = Conference game

! = Troy University Tournament (Troy, Ala.)

@ = Stinger Classic (Montgomery, Ala.)

() extra inning game



2019 FINAL OVC STATISTICS



2019 Southeast Missouri Softball Conference statistics for Southeast Missouri (as of Feb 19, 2020) (OVC games only Sorted by Batting avg)



Record: 17-5 Home: 8-2 Away: 9-3 OVC: 17-5

Player	avg	gp-gs	ab	r	h	2b	3b	hr	rbi	tb	slg%	bb	hp	so	gdp	ob%	sf	sh	sb-att	po	a	e	fld%
2 ANDERSON, Rachel	.464	22-22	56	18	26	7	2	6	20	55	.982	17	1	5	0	.587	1	3	8-12	20	0	0	1.000
4 GALLO, Claudia	.375	22-22	64	21	24	4	1	8	18	54	.844	2	7	6	1	.446	1	0	3-5	32	0	0	1.000
8 BANDY, Parker	.362	22-21	47	9	17	2	1	2	6	27	.574	9	2	13	0	.483	0	0	3-4	34	24	2	.967
7 ARELLANES, Mykaela	.319	22-22	72	19	23	5	1	3	11	39	.542	7	3	11	0	.398	1	0	4-4	29	2	0	1.000
26 ELLIS, Ashley	.308	22-22	65	11	20	3	0	7	20	44	.677	7	1	16	1	.378	1	0	0-0	141	1	0	1.000
14 ANDERSON, Kaylee	.289	18-14	45	10	13	3	0	1	12	19	.422	0	0	5	0	.289	0	2	2-2	0	16	0	1.000
12 BARNOUSKI, Addison	.271	22-22	59	5	16	4	0	1	9	23	.390	6	1	16	0	.343	1	0	2-2	17	37	3	.947
3 MESSEX, Sarah	.263	22-22	57	15	15	3	1	3	10	29	.509	5	1	16	0	.333	0	2	4-5	37	33	6	.921
24 DONALD, Rachael	.143	21-20	42	2	6	0	0	0	1	6	.143	3	0	8	0	.200	0	3	0-0	92	10	1	.990
22 HARRIS, Madison	.375	9-1	8	1	3	0	1	1	2	8	1.000	2	0	0	0	.500	0	0	1-2	2	4	0	1.000
18 LONG, Mackenzie	.333	17-1	3	7	1	0	0	0	0	1	.333	0	0	0	0	.333	0	0	1-1	2	3	0	1.000
11 MARTON, Danina	.333	6-0	3	0	1	0	0	0	1	1	.333	0	0	1	0	.333	0	0	0-0	1	0	0	1.000
17 RHEINECKER, Brooke	.313	14-5	16	6	5	0	0	0	1	5	.313	0	0	3	0	.294	1	0	2-3	0	0	0	.000
27 GRIFFIN, Anna	.200	7-0	5	1	1	0	0	0	0	1	.200	2	0	2	0	.429	0	0	0-0	2	0	0	1.000
21 PENA, Chelsy	.167	16-4	18	1	3	0	0	0	2	3	.167	0	0	2	0	.167	0	2	0-0	12	1	0	1.000
10 EMERT, Ashley	.000	6-0	0	2	0	0	0	0	0	0	.000	2	0	0	0	1.000	0	0	2-2	1	0	0	1.000
9 ROOK, Rachel	.000	3-2	0	0	0	0	0	0	0	0	.000	0	0	0	0	.000	0	0	0-0	1	1	0	1.000
15 THOGMARTIN, Haley	.000	1-1	0	0	0	0	0	0	0	0	.000	0	0	0	0	.000	0	0	0-0	2	10	0	1.000
Totals	.311	22	560	128	174	31	7	32	113	315	.563	62	16	104	2	.391	6	12	32-42	426	149	12	.980
Opponents	.213	22	516	52	110	16	0	10	46	156	.302	34	10	104	6	.274	3	10	7-12	413	145	22	.962

LOB - Team (115), Opp (96). DPs turned - Team (9), Opp (6). CI - Team (1), DONALD 1. IBB - Team (2), R. ANDERSON 1, ARELLANES 1, Opp (3).

(OVC games only Sorted by Earned run avg)

Player	era	w-l	app	gs	cg	sho	sv	ip	h	r	er	bb	so	2b	3b	hr	b/avg	wp	hp	bk	sfa	sha
15 THOGMARTIN, Haley	0.90	8-1	13	12	6	2/3	1	62.1	50	16	8	8	42	7	0	4	.216	0	3	0	0	5
9 ROOK, Rachel	1.50	3-1	10	4	1	1/2	0	23.1	11	6	5	8	31	2	0	1	.138	5	6	0	0	1
14 ANDERSON, Kaylee	2.30	4-2	10	0	0	0/2	1	27.1	22	9	9	4	16	4	0	1	.224	4	1	0	2	2
5 ESTES, Alexis	5.64	1-1	9	6	0	0/1	1	22.1	21	19	18	13	13	2	0	3	.250	3	0	0	1	1
M. DAVIS	2.10	1-0	4	0	0	0/0	0	6.2	6	2	2	1	2	1	0	1	.261	0	0	0	0	1
Totals	2.07	17-5	22	22	7	7/4	3	142.0	110	52	42	34	104	16	0	10	.213	12	10	0	3	10
Opponents	5.80	5-17	22	22	9	2/0	0	137.2	174	128	114	62	104	31	7	32	.311	8	16	0	6	12

PB - Team (1), DONALD 1. SBA/ATT - DONALD (7-11), THOGMARTIN (5-5), ESTES (1-3), K. ANDERSON (1-3), PENA (0-1), M. DAVIS (0-1).



SEASON/CAREER STATISTICS



2020 Southeast Missouri Softball Individual Season/Career Summary for Southeast Missouri (as of Feb 26, 2020) (All games Sorted by Batting avg)



Record: 8-1 Home: 0-0 Away: 2-0 Neutral: 6-1 OVC: 0-0

Player	SEASON													CAREER													
	Avg	G-GS	AB	R	H	2B	3B	HR	RBI	BB	Hbp	SO	Sb-Att	Avg	G-GS	AB	R	H	2B	3B	HR	RBI	BB	Hbp	SO	Sb-Att	
2 ANDERSON, Rachel	.500	9-9	26	11	13	0	3	1	10	3	2	0	4-4	.420	176-176	512	135	215	33	27	22	125	83	12	58	54-74	
24 DONALD, Rachael	.471	8-7	17	3	8	3	0	0	1	1	0	2	0-0	.219	82-60	137	14	30	6	0	0	11	16	3	32	1-1	
15 PAULEY, Austine	.423	9-9	26	8	11	3	1	1	6	7	1	2	6-7	.423	9-9	26	8	11	3	1	1	6	7	1	2	6-7	
26 ELLIS, Ashley	.414	9-9	29	8	12	2	0	6	15	6	0	3	0-0	.278	173-173	482	64	134	24	4	32	116	54	5	114	5-6	
14 ANDERSON, Kaylee	.375	9-8	24	8	9	1	1	1	5	3	4	1	4-4	.244	76-48	156	31	38	9	2	2	24	5	5	23	8-9	
22 HARRIS, Madison	.353	7-6	17	4	6	0	2	0	3	1	1	2	0-0	.237	130-38	177	38	42	2	4	2	23	19	1	22	9-12	
12 BARNOUSKI, Addison	.353	8-7	17	7	6	1	1	0	4	6	0	5	1-1	.307	163-144	401	73	123	22	3	17	86	35	8	87	15-16	
4 GALLO, Claudia	.333	8-8	24	9	8	0	0	1	7	2	3	4	3-3	.293	145-109	297	64	87	11	7	14	50	18	30	55	16-20	
27 GRIFFIN, Anna	.250	9-6	16	2	4	1	0	0	5	5	0	3	0-0	.195	32-9	41	5	8	2	0	2	7	11	0	12	0-0	
3 WALLEN, Kimmy	.188	8-5	16	3	3	0	0	0	1	2	0	0	3-3	.188	8-5	16	3	3	0	0	0	1	2	0	0	3-3	
10 EMERT, Ashley	.167	9-4	12	4	2	1	1	0	3	3	1	4	2-2	.125	29-8	24	7	3	1	1	0	3	6	1	9	4-4	
21 PENA, Chelsy	.100	8-2	10	3	1	0	0	0	1	4	0	0	0-1	.203	54-17	74	11	15	4	0	0	11	6	0	8	2-4	
11 MARTON, Danina	.400	7-0	5	4	2	0	0	0	0	0	0	0	2-2	.286	33-1	21	7	6	1	0	0	2	1	0	4	2-3	
20 WININGER, Leah	.333	6-0	3	1	1	0	0	0	1	0	0	0	0-0	.083	17-0	12	3	1	0	0	0	1	1	0	1	1-2	
18 HANCE, Keira	.143	6-0	7	2	1	0	0	1	0	3	1	0	0-0	.143	6-0	7	2	1	0	1	0	3	1	0	1	0-0	
7 DAVIS, Karsyn	.000	2-1	3	0	0	0	0	0	0	0	0	0	0-0	.000	2-1	3	0	0	0	0	0	0	0	0	0	0-0	
16 SANDERS, Carlie	.000	1-0	0	0	0	0	0	0	0	0	0	0	0-0	.120	19-8	25	3	3	1	0	2	6	7	0	7	0-0	
Totals	.345	9-9	252	77	87	12	10	10	65	44	12	27	25-27														
Opponents	.210	9-9	224	31	47	10	1	5	26	31	2	56	8-10														

(All games Sorted by Earned run avg)

Player	SEASON													CAREER												
	ERA	W-L	App	GS	CG	Sho	Sv	IP	H	R	ER	BB	SO	ERA	W-L	App	GS	CG	Sho	Sv	IP	H	R	ER	BB	SO
9 ROOK, Rachel	0.00	2-0	3	2	1	1	0	14.0	3	0	0	1	23	2.45	18-9	66	19	3	3	6	151.1	109	61	53	57	176
14 ANDERSON, Kaylee	2.68	3-0	5	0	0	0	1	15.2	15	10	6	5	10	4.22	8-4	35	2	0	0	4	71.1	80	54	43	33	43
19 HOLMAN, Paytience	3.38	1-1	5	3	1	1	0	18.2	20	11	9	11	17	3.38	1-1	5	3	1	1	0	18.2	20	11	9	11	17
6 DAVIS, Marisa	4.20	0-0	2	0	0	0	0	3.1	2	2	2	2	2	4.47	1-1	20	1	0	0	0	31.1	35	23	20	16	22
5 ESTES, Alexis	4.74	2-0	5	4	0	0	0	10.1	7	8	7	12	4	4.03	18-13	77	42	3	0	4	210.0	215	146	121	106	126
Totals	2.71	8-1	9	9	2	3	1	62.0	47	31	24	31	56													
Opponents	7.12	1-8	9	9	3	0	1	59.0	87	77	60	44	27													



2020 Southeast Missouri Softball Individual Season/Career Summary for Southeast Missouri (as of Feb 26, 2020) (All games Sorted by Fielding pct)



Player	SEASON										CAREER									
	CH	PO	A	E	Fld%	SBA	CSB	SBA%	PB	CI	Ch	PO	A	E	Fld%	SBA	CSB	SBA%	PB	CI
26 ELLIS, Ashley	56	54	2	0	1.000	0	0	---	0	0	1086	1037	36	13	.988	0	0	---	0	0
24 DONALD, Rachael	36	33	3	0	1.000	7	1	.875	1	0	344	315	25	4	.988	36	11	.766	5	2
14 ANDERSON, Kaylee	28	12	16	0	1.000	2	1	.667	0	0	79	28	49	2	.975	8	5	.615	0	0
7 DAVIS, Karsyn	18	18	0	0	1.000	0	0	---	0	0	18	18	0	0	1.000	0	0	---	0	0
21 PENA, Chelsy	11	11	0	0	1.000	1	0	1.000	0	0	74	69	4	1	.986	4	3	.571	0	0
12 BARNOUSKI, Addison	11	9	2	0	1.000	0	0	---	0	0	330	104	202	24	.927	1	0	1.000	0	0
19 HOLMAN, Paytience	7	1	6	0	1.000	3	0	1.000	0	0	7	1	6	0	1.000	3	0	1.000	0	0
4 GALLO, Claudia	7	7	0	0	1.000	0	0	---	0	0	176	167	6	3	.983	0	0	---	0	0
27 GRIFFIN, Anna	5	5	0	0	1.000	0	0	---	0	0	15	12	1	2	.867	0	0	---	0	0
5 ESTES, Alexis	4	0	4	0	1.000	1	0	1.000	0	0	64	8	55	1	.984	17	9	.654	0	0
20 WININGER, Leah	2	1	1	0	1.000	0	0	---	0	0	7	5	2	0	1.000	0	0	---	0	0
22 HARRIS, Madison	1	1	0	0	1.000	0	0	---	0	0	26	12	13	1	.962	0	0	---	0	0
9 ROOK, Rachel	1	0	1	0	1.000	1	1	.500	0	0	17	5	12	0	1.000	9	8	.529	0	0
10 EMERT, Ashley	19	5	13	1	.947	0	0	---	0	0	60	41	17	2	.967	4	0	1.000	1	0
2 ANDERSON, Rachel	17	16	0	1	.941	0	0	---	0	0	308	281	21	6	.981	0	0	---	0	0
15 PAULEY, Austine	30	9	19	2	.933	0	0	---	0	0	30	9	19	2	.933	0	0	---	0	0
18 HANCE, Keira	7	2	4	1	.857	0	0	---	0	0	7	2	4	1	.857	0	0	---	0	0
3 WALLEN, Kimmy	4	2	0	2	.500	0	0	---	0	0	4	2	0	2	.500	0	0	---	0	0
16 SANDERS, Carlie	0	0	0	0	.000	0	0	---	0	0	1	1	0	0	1.000	0	0	---	0	0
6 DAVIS, Marisa	0	0	0	0	.000	1	0	1.000	0	0	7	2	4	1	.857	7	1	.875	0	0
11 MARTON, Danina	0	0	0	0	.000	0	0	---	0	0	2	2	0	0	1.000	0	0	---	0	0
Totals	264	186	71	7	.973	8	2	.800	1	0										
Opponents	273	177	78	18	.934	25	2	.926	0	0										



SEASON/CAREER-HIGHS

Multiple-Hit Games

Player	2	3	4	5+	Total
Ashley Ellis	3	1	-	-	4
Rachel Anderson	3	-	1	-	4
Austine Pauley	2	-	1	-	3
Madison Harris	1	1	-	-	2
Rachael Donald	1	1	-	-	2
Claudia Gallo	2	-	-	-	2
Addison Barnouski	1	-	-	-	1
Danina Marton	1	-	-	-	1
Kimmy Wallen	1	-	-	-	1
Kaylee Anderson	-	1	-	-	1

Multiple-RBI Games

Player	2	3	4	5+	Total
Ashley Ellis	2	-	2	-	4
Kaylee Anderson	2	-	-	-	2
Addison Barnouski	2	-	-	-	2
Claudia Gallo	2	-	-	-	2
Rachel Anderson	-	1	1	-	2
Austine Pauley	2	-	-	-	2
Ashley Emert	1	-	-	-	1
Keira Hance	-	1	-	-	1
Madison Harris	1	-	-	-	1

Inning-by-Inning Summary

Inning	SEMO	Opp.
First	4	2
Second	10	4
Third	11	9
Fourth	13	1
Fifth	11	4
Sixth	16	2
Seventh	8	6
Extra	4	3
Totals	77	31

Inning-by-Inning Summary (OVC Games)

Inning	SEMO	Opp.
First	-	-
Second	-	-
Third	-	-
Fourth	-	-
Fifth	-	-
Sixth	-	-
Seventh	-	-
Extra	-	-
Totals	-	-

Current Hitting Streaks

Player	Games	Started
Kaylee Anderson	5	2/21
Claudia Gallo	4	2/21

Current Reached Base Streaks

Player	Games	Started
Ashley Ellis	9	
Kaylee Anderson	9	2/14
Claudia Gallo	8	2/14

Career Multiple-Hit Games

Player	2	3	4	5+	Total
Rachel Anderson	48	16	1	-	65
Ashley Ellis	29	6	-	-	35
Addison Barnouski	29	3	-	-	32
Claudia Gallo	14	3	-	-	17
Madison Harris	7	2	-	-	9
Kaylee Anderson	5	1	-	-	6
Rachael Donald	4	1	-	-	5
Chelsy Pena	3	-	-	-	3
Austine Pauley	2	-	1	-	3
Kimmy Wallen	1	-	-	-	1
Danina Marton	1	-	-	-	1

Career Multiple-RBI Games

Player	2	3	4	5+	Total
Rachel Anderson	17	10	4	-	31
Ashley Ellis	13	8	6	1	28
Addison Barnouski	18	7	-	-	25
Claudia Gallo	12	-	1	-	13
Kaylee Anderson	7	-	1	-	8
Madison Harris	4	-	-	-	4
Rachael Donald	3	-	-	-	3
Chelsy Pena	3	-	-	-	3
Austine Pauley	2	-	-	-	2
Ashley Emert	1	-	-	-	1
Keira Hance	-	1	-	-	1

14 Kaylee Anderson

2020 Hitting Season-Highs

At-Bats.....	4, at Alabama State (2/21)
Runs.....	2, vs. Purdue Fort Wayne (2/14)
Hits.....	3, vs. Purdue Fort Wayne (2/14)
Doubles.....	1, vs. Southern Mississippi (2/15)
Triples.....	1, vs. South Carolina State (2/23)
Home Runs.....	1, vs. Purdue Fort Wayne (2/14)
RBI.....	2, 2x, last vs. South Carolina State (2/21)
Stolen Bases.....	1, 4x, last vs. Grambling State (2/22)

2020 Pitching Season-Highs

Innings Pitched.....	4.0, at Troy (2/15)
Fewest Hits.....	1, vs. Kennesaw State (2/14)
Most Hits.....	8, vs. Purdue Fort Wayne (2/14)
Fewest Runs.....	0, 3x, last vs. Howard (2/22)
Most Runs.....	9, vs. Purdue Fort Wayne (2/14)
Fewest Walks.....	0, 2x, last vs. Howard (2/22)
Strikeouts.....	4, at Alabama State (2/21)

Hitting Career-Highs

At-Bats.....	4, 7x, last at Alabama State (2/21/20)
Runs.....	2, 5x, last vs. Purdue Fort Wayne (2/14/20)
Hits.....	3, vs. Purdue Fort Wayne (2/14/20)
Doubles.....	2, vs. Saint Louis (4/17/19)
Triples.....	1, 2x, last vs. South Carolina State (2/23/20)
Home Runs.....	1, 2x, last vs. Purdue Fort Wayne (2/14/20)
RBI.....	4, at Tennessee State (3/23/19)
Stolen Bases.....	1, 8x, last vs. Grambling State (2/22/20)

Pitching Career-Highs

Innings Pitched.....	4.0, 5x, last at Troy (2/15/20)
Fewest Hits.....	0, 3x, last vs. Jacksonville State (5/11/19)
Most Hits.....	8, 2x, last vs. Purdue Fort Wayne (2/14/20)
Fewest Runs.....	0, 13x, last vs. Howard (2/22/20)
Most Runs.....	9, vs. Purdue Fort Wayne (2/14/20)
Fewest Walks.....	0, 15x, last vs. Howard (2/22/20)
Strikeouts.....	5, at Tennessee Tech (4/26/19)

2 Rachel Anderson

2020 Season-Highs

At-Bats.....	5, vs. Purdue Fort Wayne (2/14)
Runs.....	3, vs. Purdue Fort Wayne (2/14)
Hits.....	4, vs. Purdue Fort Wayne (2/14)
Doubles.....	-
Triples.....	1, 3x, last vs. South Carolina State (2/21)
Home Runs.....	1, vs. Purdue Fort Wayne (2/14)
RBI.....	4, at Troy (2/15)
Stolen Bases.....	2, vs. South Carolina State (2/23)

Career-Highs

At-Bats.....	5, 4x, last vs. Purdue Fort Wayne (2/14/20)
Runs.....	3, 10x, last vs. Purdue Fort Wayne (2/14/20)
Hits.....	4, vs. Purdue Fort Wayne (2/14/20)
Doubles.....	2, at SIU Edwardsville (4/6/19)
Triples.....	2, 2x, last at Alcorn State (2/25/17)
Home Runs.....	1, 22x, last vs. Purdue Fort Wayne (2/14/20)
RBI.....	4, 4x, last at Troy (2/15/20)
Stolen Bases.....	3, 2x, last at Tennessee State (3/23/19)

12 Addison Barnouski

2020 Season-Highs

At-Bats.....	4, 2x, last at Alabama State (2/21)
Runs.....	3, at Alabama State (2/21)
Hits.....	2, at Alabama State (2/21)
Doubles.....	1, at Alabama State (2/21)
Triples.....	1, at Alabama State (2/21)
Home Runs.....	-
RBI.....	2, 2x, last at Alabama State (2/21)
Stolen Bases.....	1, at Alabama State (2/21)

Career-Highs

At-Bats.....	4, 23x, last at Alabama State (2/21/20)
Runs.....	3, 2x, last at Alabama State (2/21/20)
Hits.....	3, 3x, last vs. Detroit Mercy (3/17/19)
Doubles.....	1, 22x, last at Alabama State (2/21/20)
Triples.....	1, 3x, last at Alabama State (2/21/20)
Home Runs.....	1, 17x, last at Missouri (4/23/19)
RBI.....	3, 7x, last vs. Eastern Kentucky (5/10/19)
Stolen Bases.....	2, 3x, last at Tennessee State (3/23/19)

Pitching Career-Highs

Innings Pitched.....	2.0, vs. Jarvis Christian College (2/11/17)
Fewest Hits.....	1, at Jackson State (2/12/17)
Most Hits.....	4, 2x, last vs. Middle Tennessee (2/17/17)
Fewest Runs.....	0, at Jackson State (2/12/17)
Most Runs.....	4, vs. Middle Tennessee (2/17/17)
Fewest Walks.....	0, 2x, last at Jackson State (2/12/17)
Strikeouts.....	1, vs. Middle Tennessee (2/17/17)

7 Karsyn Davis

2020 Season/Career-Highs

At-Bats.....	2, vs. South Carolina State (2/23)
Runs.....	-
Hits.....	-
Doubles.....	-
Triples.....	-
Home Runs.....	-
RBI.....	-
Stolen Bases.....	-

6 Marisa Davis

2020 Season-Highs

Innings Pitched.....	2.1, at Troy (2/15)
Fewest Hits.....	1, 2x, last at Troy (2/15)
Most Hits.....	1, 2x, last at Troy (2/15)
Fewest Runs.....	1, 2x, last at Troy (2/15)
Most Runs.....	1, 2x, last at Troy (2/15)
Fewest Walks.....	1, 2x, last at Troy (2/15)
Strikeouts.....	1, 2x, last at Troy (2/15)

Career-Highs

Innings Pitched.....	3.0, 2x, last vs. Murray State (4/15/19)
Fewest Hits.....	0, 2x, last vs. Maine (3/10/19)
Most Hits.....	4, 2x, last vs. Omaha (3/16/19)
Fewest Runs.....	0, 10x, at Ole Miss (5/18/19)
Most Runs.....	4, 2x, last at Central Arkansas (3/1/19)
Fewest Walks.....	0, 9x, last at Ole Miss (3/16/19)
Strikeouts.....	3, 2x, last vs. Omaha (3/16/19)



SEASON/CAREER-HIGHS

24 Rachael Donald

2020 Season-Highs	
At-Bats.....	4, at Alabama State (2/21)
Runs.....	2, at Alabama State (2/21)
Hits.....	3, at Alabama State (2/21)
Doubles.....	2, at Alabama State (2/21)
Triples.....	-
Home Runs.....	-
RBI.....	1, at Alabama State (2/21)
Stolen Bases.....	-

Career-Highs	
At-Bats.....	4, 3x, last at Alabama State (2/21/20)
Runs.....	2, 2x, last at Alabama State (2/21/20)
Hits.....	3, at Alabama State (2/21/20)
Doubles.....	2, at Alabama State (2/21/20)
Triples.....	-
Home Runs.....	-
RBI.....	2, 3x, last vs. UMKC (3/9/19)
Stolen Bases.....	1, at Alabama State (2/23/18)

26 Ashley Ellis

2020 Season-Highs	
At-Bats.....	6, vs. Purdue Fort Wayne (2/14)
Runs.....	3, vs. Purdue Fort Wayne (2/14)
Hits.....	3, vs. Purdue Fort Wayne (2/14)
Doubles.....	1, 2x, last vs. Howard (2/22)
Triples.....	-
Home Runs.....	2, vs. Purdue Fort Wayne (2/14)
RBI.....	4, 2x, last vs. Southern Mississippi (2/15)
Stolen Bases.....	-

Career-Highs	
At-Bats.....	6, vs. Purdue Fort Wayne (2/14/20)
Runs.....	3, 2x, last vs. Purdue Fort Wayne (2/14/20)
Hits.....	3, 5x, last vs. Purdue Fort Wayne (2/14/20)
Doubles.....	3, vs. Morehead State (5/3/19)
Triples.....	1, 4x, last at Northern Iowa (2/9/19)
Home Runs.....	2, 4x, last vs. Purdue Fort Wayne (2/14/20)
RBI.....	5, at Jackson State (2/12/17)
Stolen Bases.....	1, 5x, last vs. Drake (2/23/19)

10 Ashley Emert

2020 Season-Highs	
At-Bats.....	3, vs. Kennesaw State (2/14)
Runs.....	3, vs. South Carolina State (2/21)
Hits.....	1, 2x, last vs. South Carolina State (2/21)
Doubles.....	1, vs. Purdue Fort Wayne (2/15)
Triples.....	1, vs. South Carolina State (2/21)
Home Runs.....	-
RBI.....	2, vs. Purdue Fort Wayne (2/14)
Stolen Bases.....	2, vs. South Carolina State (2/21)

Career-Highs	
At-Bats.....	3, 2x, last vs. Kennesaw State (2/14/20)
Runs.....	3, vs. South Carolina State (2/21/20)
Hits.....	1, 3x, last vs. South Carolina State (2/21/20)
Doubles.....	1, vs. Purdue Fort Wayne (2/14/20)
Triples.....	1, vs. South Carolina State (2/21/20)
Home Runs.....	-
RBI.....	2, vs. Purdue Fort Wayne (2/14/20)
Stolen Bases.....	2, vs. South Carolina State (2/21/20)

5 Alexis Estes

2020 Season-Highs	
Innings Pitched.....	3.0, 2x, last vs. Grambling State (2/22)
Fewest Hits.....	0, at Troy (2/15)
Most Hits.....	3, vs. Purdue Fort Wayne (2/14)
Fewest Runs.....	0, vs. Kennesaw State (2/14)
Most Runs.....	3, vs. South Carolina State (2/21)
Fewest Walks.....	1, vs. Kennesaw State (2/14)
Strikeouts.....	3, vs. Purdue Fort Wayne (2/14)

Career-Highs	
Innings Pitched.....	7.0, 3x, last vs. Eastern Kentucky (4/23/17)
Fewest Hits.....	0, 8x, last at Troy (2/15/20)
Most Hits.....	13, at Missouri (4/18/17)
Fewest Runs.....	0, 23x, last vs. Kennesaw State (2/14/20)
Most Runs.....	8, at Missouri (4/18/17)
Fewest Walks.....	0, 14x, last vs. Eastern Kentucky (5/10/19)
Strikeouts.....	8, 2x, last vs. Eastern Kentucky (4/23/17)

4 Claudia Gallo

2020 Season-Highs	
At-Bats.....	4, 2x, last at Troy (2/15)
Runs.....	2, 2x, last vs. South Carolina State (2/21)
Hits.....	2, 2x, last vs. Southern Mississippi (2/15)
Doubles.....	-
Triples.....	-
Home Runs.....	1, vs. South Carolina State (2/21)
RBI.....	2, 2x, last vs. Grambling State (2/22)
Stolen Bases.....	1, 3x, last vs. Grambling State (2/22)

Career-Highs	
At-Bats.....	4, 12x, last at Troy (2/15/20)
Runs.....	3, at Northern Iowa (2/9/19)
Hits.....	3, vs. Murray State (4/9/17)
Doubles.....	1, 11x, last vs. Murray State (4/15/19)
Triples.....	1, 7x, last at Saint Louis (5/1/19)
Home Runs.....	1, 14x, last vs. South Carolina State (2/21/20)
RBI.....	4, vs. Eastern Illinois (4/20/19)
Stolen Bases.....	1, 16x, last vs. Grambling State (2/22/20)

27 Anna Griffin

2020 Season-Highs	
At-Bats.....	3, 2x, last at Troy (2/15)
Runs.....	1, 2x, last at Alabama State (2/21)
Hits.....	1, 4x, last at Troy (2/15)
Doubles.....	1, vs. Kennesaw State (2/14)
Triples.....	-
Home Runs.....	-
RBI.....	1, 5x, last vs. South Carolina State (2/23)
Stolen Bases.....	-

Career-Highs	
At-Bats.....	4, at Central Arkansas (3/1/19)
Runs.....	1, 5x, last at Alabama State (2/21/20)
Hits.....	1, 8x, last at Troy (2/15/20)
Doubles.....	1, 2x, last vs. Kennesaw State (2/14/20)
Triples.....	-
Home Runs.....	1, 2x, last at Central Arkansas (3/1/19)
RBI.....	1, 7x, last vs. South Carolina State (2/23/20)
Stolen Bases.....	-

18 Keira Hance

2020 Season/Career-Highs	
At-Bats.....	2, 2x, last vs. South Carolina State (2/21)
Runs.....	1, 2x, last at Alabama State (2/21)
Hits.....	1, vs. South Carolina State (2/21)
Doubles.....	-
Triples.....	1, vs. South Carolina State (2/21)
Home Runs.....	-
RBI.....	3, vs. South Carolina State (2/21)
Stolen Bases.....	-

22 Madison Harris

2020 Season-Highs	
At-Bats.....	3, 4x, last vs. Grambling State (2/22)
Runs.....	1, 4x, last vs. Grambling State (2/22)
Hits.....	3, at Troy (2/15)
Doubles.....	-
Triples.....	1, 2x, last vs. Grambling State (2/22)
Home Runs.....	-
RBI.....	2, at Troy (2/15)
Stolen Bases.....	-

Career-Highs	
At-Bats.....	4, 6x, last at Murray State (4/8/18)
Runs.....	2, 4x, last vs. Coppin State (3/2/19)
Hits.....	3, 2x, last at Troy (2/15/20)
Doubles.....	1, 2x, last vs. Eastern Illinois (4/1/17)
Triples.....	1, 4x, last vs. Grambling State (2/22/20)
Home Runs.....	1, 2x, last vs. Murray State (4/15/19)
RBI.....	2, 5x, last at Troy (2/15/20)
Stolen Bases.....	1, 9x, last at Jacksonville State (4/28/19)

19 Paytience Holman

2020 Season/Career-Highs	
Innings Pitched.....	7.0, vs. Southern Mississippi (2/15)
Fewest Hits.....	1, vs. Grambling State (2/22)
Most Hits.....	6, vs. Purdue Fort Wayne (2/14)
Fewest Runs.....	0, 2x, last vs. Grambling State (2/22)
Most Runs.....	5, vs. Kennesaw State (2/14)
Fewest Walks.....	1, 2x, last vs. Grambling State (2/22)
Strikeouts.....	10, vs. Southern Mississippi (2/15)

11 Danina Marton

2020 Season-Highs	
At-Bats.....	3, vs. South Carolina State (2/21)
Runs.....	2, at Alabama State (2/21)
Hits.....	2, at Alabama State (2/21)
Doubles.....	-
Triples.....	-
Home Runs.....	-
RBI.....	-
Stolen Bases.....	1, 2x, last at Alabama State (2/21)

Career-Highs	
At-Bats.....	3, 3x, last vs. South Carolina State (2/21/20)
Runs.....	2, at Alabama State (2/21/20)
Hits.....	2, at Alabama State (2/21/20)
Doubles.....	1, vs. UMKC (3/9/19)
Triples.....	-
Home Runs.....	-
RBI.....	1, 2x, last at Tennessee State (3/23/19)
Stolen Bases.....	1, 2x, last at Alabama State (2/21/20)

15 Austine Pauley

2020 Season/Career-Highs	
At-Bats.....	5, vs. Purdue Fort Wayne (2/14)
Runs.....	2, 2x, last vs. Grambling State (2/22)
Hits.....	4, vs. Purdue Fort Wayne (2/14)
Doubles.....	1, 3x, last vs. Howard (2/22)
Triples.....	1, at Alabama State (2/21)
Home Runs.....	1, vs. Purdue Fort Wayne (2/14)
RBI.....	2, 2x, last at Alabama State (2/21)
Stolen Bases.....	3, vs. Grambling State (2/22)

21 Chelsy Pena

2020 Season-Highs	
At-Bats.....	4, vs. Purdue Fort Wayne (2/14)
Runs.....	1, 3x, last at Troy (2/15)
Hits.....	1, at Troy (2/15)
Doubles.....	-
Triples.....	-
Home Runs.....	-
RBI.....	1, vs. Purdue Fort Wayne (2/14)
Stolen Bases.....	-

Career-Highs	
At-Bats.....	4, 2x, last vs. Purdue Fort Wayne (2/14/20)
Runs.....	2, vs. UMKC (3/8/19)
Hits.....	2, 2x, last vs. Omaha (3/17/19)
Doubles.....	2, vs. Coppin State (3/2/19)
Triples.....	-
Home Runs.....	-
RBI.....	2, 3x, last vs. Murray State (4/15/19)
Stolen Bases.....	2, vs. Louisiana-Monroe (3/1/19)



SEASON/CAREER-HIGHS

8 Abby Rollet

2020 Season/Career-Highs

At-Bats.....-
Runs.....-
Hits.....-
Doubles.....-
Triples.....-
Home Runs.....-
RBI.....-
Stolen Bases.....-

9 Rachel Rook

2020 Season-Highs

Innings Pitched.....7.0, vs. South Carolina State (2/23)
Fewest Hits.....0, vs. South Carolina State (2/21)
Most Hits.....2, vs. Howard (2/22)
Fewest Runs.....0, 3x, last vs. South Carolina State (2/23)
Most Runs.....-
Fewest Walks.....0, 2x, last vs. South Carolina State (2/23)
Strikeouts.....13, vs. South Carolina State (2/23)

Career-Highs

Innings Pitched...7.0, 2x, last vs. South Carolina State (2/23/20)
Fewest Hits.....0, 20x, last vs. South Carolina State (2/21/20)
Most Hits.....8, vs. Missouri State (3/2/19)
Fewest Runs.....0, 34x, last vs. South Carolina State (2/23/20)
Most Runs.....5, vs. Missouri State (3/2/19)
Fewest Walks.....0, 30x, last vs. South Carolina State (2/23/20)
Strikeouts.....13, vs. South Carolina State (2/23/20)

16 Carlie Sanders

2020 Season/Career-Highs

At-Bats.....-
Runs.....-
Hits.....-
Doubles.....-
Triples.....-
Home Runs.....-
RBI.....-
Stolen Bases.....-

3 Kimmy Wallen

2020 Season/Career-Highs

At-Bats.....4, 2x, last at Alabama State (2/21)
Runs.....2, vs. South Carolina State (2/21)
Hits.....2, vs. South Carolina State (2/21)
Doubles.....-
Triples.....-
Home Runs.....-
RBI.....1, vs. South Carolina State (2/21)
Stolen Bases.....2, vs. South Carolina State (2/21)

20 Leaha Wininger

2020 Season-Highs

At-Bats.....2, vs. South Carolina State (2/21)
Runs.....1, vs. Purdue Fort Wayne (2/14)
Hits.....1, vs. South Carolina State (2/21)
Doubles.....-
Triples.....-
Home Runs.....-
RBI.....1, vs. South Carolina State (2/21)
Stolen Bases.....-

Career-Highs

At-Bats.....3, vs. Coppin State (3/2/19)
Runs.....1, 3x, last vs. Purdue Fort Wayne (2/14/20)
Hits.....1, vs. South Carolina State (2/21/20)
Doubles.....-
Triples.....-
Home Runs.....-
RBI.....1, vs. South Carolina State (2/21/200)
Stolen Bases.....1, vs. Coppin State (3/2/19)



GAME-BY-GAME LINEUPS

<u>Opponent</u>	<u>P</u>	<u>C</u>	<u>1B</u>	<u>2B</u>	<u>3B</u>	<u>SS</u>	<u>LF</u>	<u>CF</u>	<u>RF</u>	<u>DP</u>
Kennesaw State	Holman	Donald	Ellis	K. Anderson	Pauley	Emert	Gallo	R. Anderson	Harris	Wallen
Purdue Fort Wayne	Estes	Pena	Ellis	K. Anderson	Barnouski	Pauley	Gallo	R. Anderson	Wallen	Griffin
Southern Mississippi	Holman	Donald	Ellis	K. Anderson	Barnouski	Pauley	Gallo	R. Anderson	Harris	Griffin
Troy	Estes	Donald	Ellis	K. Anderson	Barnouski	Pauley	Gallo	R. Anderson	Harris	Griffin
South Carolina State	Estes	Donald	Ellis	Emert	Barnouski	Pauley	Gallo	R. Anderson	Wallen	Griffin
Alabama State	Holman	Donald	Ellis	K. Anderson	Barnouski	Pauley	Gallo	R. Anderson	Wallen	Griffin
Howard	Rook	Donald	Ellis	Emert	Barnouski	Pauley	Gallo	R. Anderson	Harris	K. Anderson
Grambling State	Estes	Donald	Ellis	K. Anderson	Barnouski	Pauley	Gallo	R. Anderson	Harris	Pena
South Carolina State	Rook	K. Davis	Griffin	K. Anderson	Pauley	Emert	Wallen	R. Anderson	Harris	Ellis
Kansas City										
Kansas City										
Kansas City										
Mississippi Valley State										
Bryant										
Mississippi State										
Saint Louis										
Iowa										
South Florida										
Ohio										
Eastern Illinois										
Eastern Illinois										
Southern Illinois										
Morehead State										
Morehead State										
Eastern Kentucky										
Eastern Kentucky										
Tennessee State										
Tennessee State										
Belmont										
Belmont										
Missouri State										
SIU Edwardsville										
SIU Edwardsville										
UT Martin										
UT Martin										
Austin Peay										
Austin Peay										
Murray State										
Murray State										
Missouri										
Missouri										
Tennessee Tech										
Tennessee Tech										
Jacksonville State										
Jacksonville State										
Saint Louis										



GAME-BY-GAME HITTING

Opponent	AB	R	H	RBI	2B	3B	HR	BB	IBB	SB	CS	HBP	SAC	SF	GDP	K	PO	A	E	Avg
Southeast Missouri	23	4	3	3	1	1	0	7	0	0	0	4	0	0	0	7	21	13	2	.130
Kennesaw State	28	6	7	6	3	0	1	7	0	3	0	1	1	0	1	2	21	8	1	.250
Southeast Missouri	41	16	19	16	2	0	5	4	0	2	1	3	5	1	0	3	27	10	1	.344
Purdue Fort Wayne	43	15	18	13	3	0	3	7	0	1	0	0	2	0	1	8	27	11	1	.352
Southeast Missouri	26	7	9	6	2	0	1	6	0	1	0	0	0	1	0	6	21	3	1	.344
Southern Mississippi	25	0	4	0	0	0	0	2	0	0	0	0	0	0	0	10	18	3	3	.302
Southeast Missouri	29	13	10	12	0	2	1	8	0	2	0	2	0	1	0	6	21	6	0	.345
Troy	24	3	3	3	0	0	1	6	0	2	0	0	0	0	0	3	21	10	1	.267
Southeast Missouri	26	16	11	13	0	3	2	10	0	6	1	2	1	0	0	0	15	7	0	.359
South Carolina State	16	3	2	1	2	0	0	3	0	0	0	0	1	1	0	4	8	4	3	.250
Southeast Missouri	33	12	15	8	4	2	0	1	0	4	0	1	0	1	0	0	18	9	1	.376
Alabama State	24	3	6	3	0	1	0	3	0	1	1	0	0	0	0	5	18	12	5	.250
Southeast Missouri	28	3	9	3	3	0	0	0	0	2	0	0	0	0	0	3	21	8	0	.369
Howard	24	0	4	0	1	0	0	0	0	1	1	0	0	0	0	7	18	10	3	.239
Southeast Missouri	27	4	8	3	0	1	1	4	0	5	0	0	0	1	0	1	21	13	1	.361
Grambling State	18	1	2	0	1	0	0	3	0	0	0	1	3	0	0	4	21	8	0	.228
Southeast Missouri	19	2	3	1	0	1	0	4	0	3	0	0	1	1	0	1	21	2	1	.345
South Carolina State	22	0	1	0	0	0	0	0	0	0	0	0	1	0	0	13	18	8	0	.210
Southeast Missouri																				
Kansas City																				
Southeast Missouri																				
Kansas City																				
Southeast Missouri																				
Kansas City																				
Southeast Missouri																				
Mississippi Valley State																				
Southeast Missouri																				
Bryant																				
Southeast Missouri																				
TBA																				
Southeast Missouri																				
Mississippi State																				
Southeast Missouri																				
TBA																				
Southeast Missouri																				
Saint Louis																				
Southeast Missouri																				
Iowa																				
Southeast Missouri																				
South Florida																				
Southeast Missouri																				
TBA																				
Southeast Missouri																				
Ohio																				
Southeast Missouri																				
TBA																				
Southeast Missouri																				
Eastern Illinois																				
Southeast Missouri																				
Eastern Illinois																				
Southeast Missouri																				
Southern Illinois																				
Southeast Missouri																				
Morehead State																				
Southeast Missouri																				
Morehead State																				
Southeast Missouri																				
Eastern Kentucky																				
Southeast Missouri																				
Eastern Kentucky																				



GAME-BY-GAME HITTING

Southeast Missouri	
Tennessee State	
Southeast Missouri	
Tennessee State	
Southeast Missouri	
Belmont	
Southeast Missouri	
Belmont	
Southeast Missouri	
Missouri State	
Southeast Missouri	
SIU Edwardsville	
Southeast Missouri	
SIU Edwardsville	
Southeast Missouri	
UT Martin	
Southeast Missouri	
UT Martin	
Southeast Missouri	
Austin Peay	
Southeast Missouri	
Austin Peay	
Southeast Missouri	
Murray State	
Southeast Missouri	
Murray State	
Southeast Missouri	
Missouri	
Southeast Missouri	
Missouri	
Southeast Missouri	
Tennessee Tech	
Southeast Missouri	
Tennessee Tech	
Southeast Missouri	
Jacksonville State	
Southeast Missouri	
Jacksonville State	
Southeast Missouri	
Saint Louis	



GAME-BY-GAME PITCHING

Opponent	IP	H	R	ER	BB	SO	2B	3B	HR	WP	BK	HBP	DP	IBB	Score	W-L	SV	ERA
Southeast Missouri	7.0	7	6	6	7	2	3	0	1	1	0	1	1	0	4-6	0-1	0	6.00
Kennesaw State	7.0	3	4	3	7	7	1	1	0	0	0	4	0	0	6-4	1-0	1	3.00
Southeast Missouri	9.0	18	15	10	7	8	3	0	3	2	0	0	1	0	16-15	1-1	0	7.00
Purdue Fort Wayne	9.0	19	16	13	4	3	2	0	5	0	0	3	0	0	15-16	1-1	1	7.00
Southeast Missouri	7.0	4	0	0	2	10	0	0	0	0	0	0	1	0	7-0	2-1	0	4.87
Southern Mississippi	6.0	9	7	6	6	6	2	0	1	0	0	0	0	0	0-7	1-2	1	7.00
Southeast Missouri	7.0	3	3	3	6	3	0	0	1	1	0	0	0	0	13-3	3-1	0	4.43
Troy	7.0	10	13	12	8	6	0	2	1	0	0	2	0	0	3-13	1-3	1	8.21
Southeast Missouri	5.0	2	3	3	3	4	2	0	0	2	0	0	0	0	16-3	4-1	0	4.40
South Carolina State	5.0	11	16	13	10	0	0	3	2	3	0	2	1	0	3-16	1-4	1	9.68
Southeast Missouri	6.0	6	3	1	3	5	0	1	0	0	0	0	0	0	12-3	5-1	0	3.93
Alabama State	6.0	15	12	5	1	0	4	2	0	0	0	1	0	0	3-12	1-5	1	9.10
Southeast Missouri	7.0	4	0	0	0	7	1	0	0	1	0	0	0	0	3-0	6-1	1	3.35
Howard	6.0	9	3	2	0	3	3	0	0	0	0	0	0	0	0-3	1-6	1	8.22
Southeast Missouri	7.0	2	1	1	3	4	1	0	0	3	0	1	0	0	4-1	7-1	1	3.05
Grambling State	7.0	8	4	4	4	1	0	1	1	1	0	0	0	0	1-4	1-7	1	7.66
Southeast Missouri	7.0	1	0	0	0	13	0	0	0	0	0	0	0	0	2-0	8-1	1	2.71
South Carolina State	6.0	3	2	2	4	1	0	1	0	1	0	0	0	0	0-2	1-8	1	7.12
Southeast Missouri																		
Kansas City																		
Southeast Missouri																		
Kansas City																		
Southeast Missouri																		
Kansas City																		
Southeast Missouri																		
Mississippi Valley State																		
Southeast Missouri																		
Bryant																		
Southeast Missouri																		
TBA																		
Southeast Missouri																		
Mississippi State																		
Southeast Missouri																		
TBA																		
Southeast Missouri																		
Saint Louis																		
Southeast Missouri																		
Iowa																		
Southeast Missouri																		
South Florida																		
Southeast Missouri																		
TBA																		
Southeast Missouri																		
Ohio																		
Southeast Missouri																		
TBA																		
Southeast Missouri																		
Eastern Illinois																		
Southeast Missouri																		
Eastern Illinois																		
Southeast Missouri																		
Southern Illinois																		
Southeast Missouri																		
Morehead State																		
Southeast Missouri																		
Morehead State																		
Southeast Missouri																		
Eastern Kentucky																		
Southeast Missouri																		
Eastern Kentucky																		



GAME-BY-GAME PITCHING

Southeast Missouri
 Tennessee State
 Southeast Missouri
 Tennessee State
 Southeast Missouri
 Belmont
 Southeast Missouri
 Belmont
 Southeast Missouri
 Missouri State
 Southeast Missouri
 SIU Edwardsville
 Southeast Missouri
 SIU Edwardsville
 Southeast Missouri
 UT Martin
 Southeast Missouri
 UT Martin
 Southeast Missouri
 Austin Peay
 Southeast Missouri
 Austin Peay
 Southeast Missouri
 Murray State
 Southeast Missouri
 Murray State
 Southeast Missouri
 Missouri
 Southeast Missouri
 Missouri
 Southeast Missouri
 Tennessee Tech
 Southeast Missouri
 Tennessee Tech
 Southeast Missouri
 Jacksonville State
 Southeast Missouri
 Jacksonville State
 Southeast Missouri
 Saint Louis



MISCELLANEOUS STATISTICS

Hitting Game Highs

At bats:	41
Runs scored:	16
Hits:	19
RBIs:	16
Doubles:	4
Triples:	3
Home runs:	5
Total bases:	36
Walks:	10
Strikeouts:	7
Sac hits:	5
Sac flies:	1
Stolen bases:	6
Hit by pitch:	4
Caught stealing:	1
Runners LOB:	13
Hit into DP:	1

Fielding Game Highs

Putouts:	27
Assists:	13
Errors:	2
Passed balls:	1
DPs turned:	1

Pitching Game Highs

Innings pitched:	9.0
Runs allowed:	15
Earned runs:	10
Walks allowed:	7
Strikeouts:	13
Hits allowed:	18
Doubles allowed:	3
Triples allowed:	1
Homers allowed:	3
Wild pitches:	3
Hit batters:	1

Individual Hitting Game Highs

At bats:	6
Runs scored:	3
Hits:	4
RBIs:	4
Doubles:	2
Triples:	1
Home runs:	2
Total bases:	10
Walks:	3
Strikeouts:	3
Sac hits:	1
Sac flies:	1
Stolen bases:	3
Hit by pitch:	2
Caught stealing:	1
Runners LOB:	7

Individual Fielding Game Highs

Putouts:	14
Assists:	5
Errors:	1
Passed balls:	1

Individual Pitching Game Highs

Innings pitched:	7.0
Runs allowed:	9
Earned runs:	5
Walks allowed:	5
Strikeouts:	13
Hits allowed:	8
Doubles allowed:	3
Triples allowed:	1
Homers allowed:	1
Wild pitches:	2
Hit batters:	1

vs Purdue Fort Wayne (02-14-20 at Troy, Ala.) (2 games)
vs Purdue Fort Wayne (02-14-20 at Troy, Ala.) vs Purdue Fort Wayne (02-14-20 at Troy, Ala.) at Alabama State (02-21-20)
vs SC State (02-21-20 at Montgomery, Ala.) vs Purdue Fort Wayne (02-14-20 at Troy, Ala.) vs Purdue Fort Wayne (02-14-20 at Troy, Ala.) vs SC State (02-21-20 at Montgomery, Ala.) vs Kennesaw State (02-14-20 at Troy, Ala.) vs Purdue Fort Wayne (02-14-20 at Troy, Ala.) (6 games)
vs SC State (02-21-20 at Montgomery, Ala.) vs Kennesaw State (02-14-20 at Troy, Ala.) (2 games)
vs Purdue Fort Wayne (02-14-20 at Troy, Ala.) vs SC State (02-21-20 at Montgomery, Ala.)

vs Purdue Fort Wayne (02-14-20 at Troy, Ala.) (2 games)
vs Kennesaw State (02-14-20 at Troy, Ala.) vs Southern Miss (02-15-20 at Troy, Ala.) (3 games)

vs Purdue Fort Wayne (02-14-20 at Troy, Ala.) vs Purdue Fort Wayne (02-14-20 at Troy, Ala.) vs Purdue Fort Wayne (02-14-20 at Troy, Ala.) (2 games)
vs SC State (02-23-20 at Montgomery, Ala.) vs Purdue Fort Wayne (02-14-20 at Troy, Ala.) (2 games)
at Alabama State (02-21-20)
vs Purdue Fort Wayne (02-14-20 at Troy, Ala.) vs Grambling (02-22-20 at Montgomery, Ala.) (2 games)

ELLIS, Ashley vs Purdue Fort Wayne (02-14-20) (5 games)
(2 games)
(3 games)
DONALD, Rachael at Alabama State (02-21-20) (10 games)
ELLIS, Ashley vs Purdue Fort Wayne (02-14-20)
ELLIS, Ashley vs Purdue Fort Wayne (02-14-20)
GRIFFIN, Anna vs SC State (02-21-20)
BARNOUSKI, Addison vs Southern Miss (02-15-20) (7 games)
(6 games)
PAULEY, Austine vs Grambling (02-22-20)
ANDERSON, Kaylee at Troy (02-15-20) (2 games)
BARNOUSKI, Addison vs Southern Miss (02-15-20)

(2 games)
PAULEY, Austine vs Kennesaw State (02-14-20) (7 games)
DONALD, Rachael vs Southern Miss (02-15-20)

(2 games)
ANDERSON, Kaylee vs Purdue Fort Wayne (02-14-20) (2 games)
(2 games)
ROOK, Rachel vs SC State (02-23-20)
ANDERSON, Kaylee vs Purdue Fort Wayne (02-14-20)
HOLMAN, Paytience vs Kennesaw State (02-14-20)
HOLMAN, Paytience at Alabama State (02-21-20) (5 games)
(3 games)
(2 games)

Southeast Missouri's Record

Overall:	8-1
At Home:	0-0
On the Road:	2-0
At Neutral Sites:	6-1
Against Non-OVC Opponents:	8-1
Against OVC Opponents:	0-0
In Home OVC Games:	0-0
In Away OVC Games:	0-0
vs. Ranked Teams:	0-0
In February:	8-1
In March:	0-0
In April:	0-0
In May:	0-0
On Mondays:	0-0
On Tuesdays:	0-0
On Wednesdays:	0-0
On Thursdays:	0-0
On Fridays:	3-1
On Saturdays:	4-0
On Sundays:	1-0
In Day Games:	5-1
In Night Games:	3-0
In Extra Inning Games:	1-0
When Redhawks Score First:	7-1
When Opponents Score First:	1-0
vs. Left-Handed Starter:	0-0
vs. Right-Handed Starter:	8-1
In 1-Run Games:	1-0
In 2-Run Games:	1-1
In 5+ Run Games:	4-0
Shutouts:	3-0
When Leading After Six Innings:	6-0
When Trailing After Six Innings:	0-1
When Tied After Six Innings:	0-0
When Redhawks Starter Goes 6 or more Innings:	2-0
When Redhawks Get 10 or more Hits:	4-0
When Redhawks Out-hit Opponents:	8-0
When Redhawks Get Out-hit:	0-1
When Hits are Tied:	0-0
When Scoring 0-2 Runs:	1-0
When Scoring 3-5 Runs:	2-1
When Scoring 6-9 Runs:	1-0
When Scoring 10+ Runs:	4-0
When Opponents Score 0-2 Runs:	4-0
When Opponents Score 3-5 Runs:	3-0
When Opponents Score 6-9 Runs:	0-1
When Opponents Score 10+ Runs:	1-0
Without Hitting a Home Run:	3-1
When Hitting 1 Home Run:	3-0
When Hitting 2+ Home Runs:	2-0
Committing 0 Errors:	3-0
Committing 1 Error:	5-0
Committing 2+ Errors:	0-1



RECORD BOOK UPDATE

Batting Average

(minimum 200 AB)

1.	.420 Rachel Anderson (202-486)	2017-pr.
2.	.388 Lisa Kraxner (123-317)	1995-96
3.	.379 Kim Palmer (163-430)	1996-98
4.	.370 Jenny Oermann (231-624)	1996-99
5.	.356 Alexis Anderson (101-284)	2013-15
6.	.351 Megan McDonald (222-632)	2005-08
7.	.350 Julie Hume (148-423)	1985-88
8.	.347 Mykaela Arellanes (168-484)	2017-19
9.	.344 Lisa Foster (78-227)	1988-89
10.	.343 Chris Shetley (124-362)	1997-98

Slugging Percentage

(minimum 200 AB)

1.	.719 Rachel Anderson (512 AB)	2017-pr.
2.	.647 Kim Palmer (430 AB)	1996-98
3.	.631 Michelle Summers (670 AB)	2005-08
4.	.596 Lisa Kraxner (317 AB)	1995-96
5.	.586 Chris Shetley (362 AB)	1997-98
6.	.574 Megan McDonald (632 AB)	2005-08
	.574 Haylee Krack (230 AB)	2014-16
8.	.553 Alexis Anderson (284 AB)	2013-15
9.	.544 Ashley Ellis (482 AB)	2017-pr.
10.	.519 Claudia Gallo (297 AB)	2017-pr.
	.519 Mykaela Arellanes (484 AB)	2017-19

On-Base Percentage

(minimum 200 AB)

1.	.507 Rachel Anderson (512 AB)	2017-pr.
2.	.438 Lisa Kraxner (317 AB)	1995-96
3.	.436 Mykaela Arellanes (484 AB)	2017-19
	.436 Kim Palmer (430 AB)	1996-98
5.	.427 Michelle Summers (670 AB)	2005-08
6.	.410 Savannah Carpenter (455 AB)	2013-16
7.	.407 Megan McDonald (632 AB)	2005-08
8.	.405 Jenny Oermann (624 AB)	1996-99
9.	.402 Alex Ramirez (512 AB)	2007-10
10.	.400 Pat McDonagh (493 AB)	1984-87

Runs Scored

1.	161 Michelle Summers	2005-08
2.	135 Rachel Anderson	2017-pr.
	135 Jenny Oermann	1996-99
4.	123 Mykaela Arellanes	2017-19
5.	120 Karen Hudson	1989-92
6.	113 Amy Evers	1993-96
7.	109 Kim Palmer	1996-98
8.	107 Sarah Messex	2016-19
9.	102 Pat McDonagh	1984-87
10.	99 Megan McDonald	2005-08

Hits

1.	231 Jenny Oermann	1996-99
2.	228 Michelle Summers	2005-08
3.	222 Megan McDonald	2005-08
4.	215 Rachel Anderson	2017-pr.
	195 Tracie Eudaley	1984-87
6.	182 Carmen Fowler	2008-11
7.	178 Amy Evers	1993-96
8.	172 Renee Kertz	2009-12
9.	170 Renee Enos	1998-01
10.	168 Mykaela Arellanes	2017-19

Doubles

1.	47 Michelle Summers	2005-08
2.	46 Megan McDonald	2005-08
3.	40 Chris Shetley	1997-98
	40 Shelley Trieb	1991-94
5.	39 Kelly Birk	2002-05
6.	37 Kim Palmer	1996-98
7.	34 Brooke Nett	2000-03
8.	33 Rachel Anderson	2017-pr.
	33 Jodi Smith	1993-96
	33 Renee Enos	1998-01

Triples

1.	27 Rachel Anderson	2017-pr.
2.	18 Kathy Rediger	1981-84
3.	13 Julie Hume	1985-88
	13 Traci Wren	1992-95
5.	12 Kelsey White	1999-00
6.	11 Lisa Kraxner	1995-96
	11 Debbie Kennedy	1981-82
8.	10 Lesley Mueller	1992-95
	10 Tracie Eudaley	1984-87
	10 Jayne Creek	1978-81

Home Runs

1.	48 Michelle Summers	2005-08
2.	32 Ashley Ellis	2017-pr.
3.	31 Megan McDonald	2005-08
4.	23 Lindsey Patterson	2012-15
5.	22 Rachel Anderson	2017-pr.
6.	21 Sarah Messex	2016-19
7.	20 Kim Palmer	1996-98
8.	18 Haylee Krack	2014-16
9.	17 Addison Barnouski	2017-pr.
	17 Savannah Carpenter	2013-16

Runs Batted In

1.	132 Renee Kertz	2009-12
	132 Michelle Summers	2005-08
3.	125 Rachel Anderson	2017-pr.
4.	120 Megan McDonald	2005-08
5.	119 Tracie Eudaley	1984-87
6.	116 Ashley Ellis	2017-pr.
7.	111 Kim Palmer	1996-98
8.	108 Jenny Oermann	1996-99
9.	104 Shelley Trieb	1991-94
10.	103 Jodi Smith	1993-96
	103 Carmen Fowler	2008-11

Total Bases

1.	423 Michelle Summers	2005-08
2.	368 Rachel Anderson	2017-pr.
3.	363 Megan McDonald	2005-08
4.	295 Jenny Oermann	1996-99
5.	278 Kim Palmer	1996-98
6.	262 Ashley Ellis	2017-pr.
	262 Lindsey Patterson	2012-15
8.	251 Mykaela Arellanes	2017-19
9.	250 Tracie Eudaley	1984-87
10.	249 Carmen Fowler	2008-11

Walks

1.	88 Alex Ramirez	2007-10
2.	83 Rachel Anderson	2017-pr.
3.	81 Renee Kertz	2009-12
	80 Michelle Summers	2005-08
5.	79 Tami Hebert	1997-00
6.	77 Sarah Messex	2016-19
7.	72 Mykaela Arellanes	2017-19
8.	65 Karen Hudson	1989-92

9.	59 Megan McDonald	2005-08
	59 Lindsey Patterson	2012-15
	59 Shelley Trieb	1991-94

Hit By Pitch

1.	35 Brooke Nett	2000-03
2.	30 Claudia Gallo	2017-pr.
3.	24 Michelle Summers	2005-08
4.	22 Shelby Stein	2009-12
5.	21 Sarah Messex	2016-19
6.	19 Lindsey Patterson	2012-15
7.	15 Haylee Krack	2014-16
	15 Renee Kertz	2009-12
	15 Victoria Torrez	2004-05
10.	13 Julie Davis	1992-95
	13 Taylor Cowan	2011-13
	13 Alex Ramirez	2007-10

Stolen Bases

1.	82 Lisa Thornton (82-91)	1987-90
2.	54 Rachel Anderson (54-74-)	2017-pr.
3.	53 Julie Lehmbeck (53-57)	1992-93
4.	46 Pat McDonagh (46-56)	1984-87
5.	42 Mykaela Arellanes (42-48)	2017-19
6.	39 Twanda Moore (39-46)	1982-85
7.	38 Kaitlin Zink (38-45)	2011-13
8.	37 Evan Sallis (37-42)	2011-12
	37 Cheyenne Gipson (37-43)	2011-12
10.	33 Julie Davis (33-38)	1992-95

Games Played

1.	216 Sarah Messex	2016-19
2.	214 Renee Kertz	2009-12
3.	213 Amy Evers	1993-96
4.	209 Carmen Fowler	2008-11
5.	208 Michelle Summers	2005-08
6.	207 Megan McDonald	2005-08
	207 Karen Hudson	1989-92
8.	203 Shelley Trieb	1991-94
9.	202 Shelby Stein	2009-12
	202 Tami Hebert	1997-00

Games Started

1.	216 Sarah Messex	2016-19
2.	214 Renee Kertz	2009-12
3.	209 Carmen Fowler	2008-11
4.	208 Michelle Summers	2005-08
5.	207 Megan McDonald	2005-08
6.	199 Jenny Oermann	1996-99
7.	195 Tami Hebert	1997-00
8.	194 Jennifer Vasquez	2007-10
9.	190 Lindsay Pickering	2004-07
10.	187 Renee Enos	1998-01

Current players in **Bold**