

YOUR REDHAWKS

2020 SOUTHEAST MISSOURI SOFTBALL

**GAMES
5-9**



ALABAMA STATE STINGER CLASSIC

Dates.....Friday-Sunday, February 21-23, 2020
Location.....Montgomery, Ala.
Facility.....Barbara Williams Softball Complex
Surface.....Natural Grass
Participating Teams.....Alabama State (4-6);
 South Carolina State (0-3); Grambling State (1-8);
 Howard (1-9); North Alabama (5-4);
 Murray State (7-2)
Series Records.....2-2 vs. Alabama State;
 7-0 vs. Grambling State; First Meeting vs. Howard;
 First Meeting vs. South Carolina State

Gameday Coverage
Video.....None
Live Stats.....BamaStateSports.com
 All Games

Strategic Communications

Jeff Honza
 Assistant Director of Athletics
Phone: (573) 651-2933
Email: redhawk1@me.com

Tournament Schedule

Friday, Feb. 21 - vs. South Carolina St., 4 p.m., CT
 Friday, Feb. 21 - at Alabama State, 6 p.m., CT
 Saturday, Feb. 22 - vs. Howard, 11 a.m., CT
 Saturday, Feb. 22 - vs. Grambling State, 5 p.m., CT
 Sunday, Feb. 23 - vs. South Carolina St., 9 a.m., CT

GOSOUTHEAST.COM

#LETSSOAR

2020 SCHEDULE/RESULTS

February (3-1)

14	vs. Kennesaw State !	L, 4-6
14	vs. Purdue Fort Wayne !	W, 16-15 (9)
15	vs. Southern Mississippi !	W, 7-0
15	at Troy !	W, 13-3
16	vs. Kennesaw State !	Cancelled
21	vs. South Carolina State @	4 p.m.
21	at Alabama State @	6 p.m.
22	vs. Howard @	11 a.m.
22	vs. Grambling State @	5 p.m.
23	vs. South Carolina State @	9 a.m.
29	Kansas City	5 p.m.

March (0-0, 0-0 OVC)

1	Kansas City (DH)	10:30 a.m.
6	vs. Mississippi Valley State #	10 a.m.
6	vs. Bryant #	12:30 p.m.
7	at Mississippi State #	12:30 p.m.
7	TBA #	3/5:30 p.m.
8	TBA #	11 a.m./1:30 p.m.
11	Saint Louis	5 p.m.
13	vs. Iowa &	8 a.m.
13	at South Florida &	1 p.m.
14	vs. Ohio &	8 a.m.
14	vs. TBA &	1/3 p.m.
15	vs. TBA &	8/10:30 a.m.
21	at Eastern Illinois* (DH)	2 p.m.
24	at Southern Illinois	3 p.m.
28	at Morehead State* (DH)	Noon
29	at Eastern Kentucky* (DH)	Noon

April (0-0, 0-0 OVC)

4	Tennessee State* (DH) ESPN+	1 p.m.
5	Belmont* (DH) ESPN+	1 p.m.
7	at Missouri State	4 p.m.
10	SIU Edwardsville* (DH)	1 p.m.
15	UT Martin* (DH) ESPN+	4 p.m.
18	at Austin Peay* (DH)	1 p.m.
19	at Murray State* (DH)	1 p.m.
22	Missouri (DH) ESPN+	3 p.m.
25	Tennessee Tech* (DH) ESPN+	1 p.m.
26	Jacksonville State* (DH) ESPN+	1 p.m.
29	at Saint Louis	5 p.m.

May (0-0)

3	vs. USA National Team (Exhibition) \$	2 p.m.
6-9	OVC Tournament	Oxford, Ala.

! - Troy University Tournament (Troy, Ala.); @ - Alabama State Tournament (Montgomery, Ala.); # - Bulldog Slamboree (Starkville, Miss.); & - South Florida Tournament (Tampa, Fla.)
 \$ - Game played at CarShield Park (O'Fallon, Mo.)
 • - Denotes Ohio Valley Conference Game
 Home Games in **Bold** All Times Central and Subject to Change

Redhawks Continue Tournament Play

Southeast Missouri (3-1) continues tournament play at the Alabama State Stinger Classic this weekend. The Redhawks play five games beginning Friday with matchups against South Carolina State (4 p.m., CT) and host Alabama State (6 p.m., CT).

Follow the Redhawks

Live stats for all games of the Stinger Classic will be available online at BamaStateSports.com. Twitter updates provided @SEMOsoftball.

Tournament Field

This year's seven-team Stinger Classic includes Alabama State (4-6), South Carolina State (0-3), Grambling State (1-8), Howard (1-9), North Alabama (5-4), Southeast Missouri (3-1) and Murray State (7-2). Ohio Valley Conference members SEMO and Murray State have the best records in the field.

Stinger Classic Opponents

All of Southeast Missouri's opponents at the Stinger Classic are Historically Black Colleges and Universities. Combined, South Carolina State (0-3), Grambling State (1-8), Howard (1-9) and Alabama State (4-6) are 6-26 this season. Grambling State and Alabama State are members of the Southwestern Athletic Conference, and Howard and South Carolina State are members of the Mid-Eastern Athletic Conference.

Series History

The Redhawks are 2-2 against Alabama State and a perfect 7-0 against Grambling State during their softball

history. Southeast Missouri faces Howard and South Carolina State for the first time in 2020.

Team 44

The 2020 campaign is the 44th season of the Southeast Missouri softball program. This year also marks the 29th season at the NCAA Division I level. SEMO's softball program has an all-time record of 1,111-919-3. The Redhawks are 751-696-2 all-time since moving to the NCAA Division I ranks in 1992.

Home-Opener Up Next

After playing its first nine games outside of Cape Girardeau this season, Southeast Missouri is scheduled to host Kansas City in a three-game series during its home-opener on Feb. 29-Mar. 1. The Redhawks and Kangaroos play a single game at 5 p.m., CT, on Saturday, Feb. 29 and a 10:30 a.m., CT, doubleheader on Sunday, Mar. 1. All home games are played at the Southeast Softball Complex.

Troy Tournament Recap

The Redhawks started their 2020 season strong with three victories in four games at the Troy University Tournament. Southeast Missouri dropped a close 6-4 decision to Kennesaw State (Feb. 14) before winning each of its last three games of the tournament. SEMO beat Purdue Fort Wayne (16-15, Feb. 14),

THIS IS SEMO

Southeast Missouri or **SEMO** is the preferred reference for Southeast Missouri State University athletic teams. Southeastern Missouri State is not an acceptable reference.





2020 SOUTHEAST MISSOURI SOFTBALL NOTES / STINGER CLASSIC

Southern Mississippi (7-0, Feb. 15) and tournament host Troy (13-3, Feb. 15).

Ellis Named OVC Co-Player of the Week

Senior first baseman Ashley Ellis was named Ohio Valley Conference Co-Player of the Week on Feb. 17. A native of Arnold, Missouri, Ellis hit four home runs in four games during a big opening weekend at the Troy University Tournament. All but two of her hits came on the long ball. She hit .375 (6-for-16) with six runs scored, a double and 10 RBI to lead the Redhawks to a 3-1 record. Ellis homered twice against Purdue Fort Wayne (Feb. 14) and hit a home run in three-straight contests. She also boasted a 1.188 slugging percentage. Jacksonville State third baseman Karsen Mosley (Co-Player of the Week) and Eastern Kentucky's Mollie Paulick (Pitcher of the Week) rounded out this week's honorees.

OVC Preseason Favorite

Reigning Ohio Valley Conference regular-season and tournament champion Southeast Missouri was picked to win the league in 2020. SEMO earned 16 first-place votes and a total of 236 points in this year's Preseason Poll selected by OVC Head Coaches and Sports Information Directors. Jacksonville State, which picked up six first-place votes, is second with 221 points while Eastern Kentucky earned the two remaining first-place nods and 195 points. Murray State followed in fourth place with 171 points and Austin Peay rounded out the top-five with 168 points. Belmont (138), SIUE (123), Tennessee Tech (95), UT Martin (92), Eastern Illinois (76), Tennessee State (43) and Morehead State (26) completed the poll.

Senior Power

The Redhawks have eight seniors on this year's roster, including center fielder Rachel Anderson, first baseman Ashley Ellis, catcher Rachael Donald, outfielders Madison Harris and Claudia Gallo, third baseman Addison Barnouski, pitcher Alexis Estes and infielder Austine Pauley. This group has combined for 923 games and 719 starts in their careers.

Starting Streaks

Two Redhawks have starting streaks over 100 games. Rachel Anderson, who never missed a start in her career, has started 171 consecutive games. Ashley Ellis has started 147 straight contests.

Holman Tosses Shutout

Freshman Paytience Holman picked up her first career win when she tossed a complete game four-hit shutout against Southern Mississippi (Feb. 15). Holman, who is 1-1 this season, recorded 10 strikeouts and walked just two in seven innings.

Redhawk Debuts

Four players, including Austine Pauley, Kimmy Wallen, Keira Hance and Paytience Holman made their NCAA Division I softball debuts with Southeast Missouri at last weekend's Troy University Tournament. Pauley finished the tournament hitting a team-best .455 with three runs scored, a double, one home run, five walks and a stolen base.

Redburn in Sixth Year

Mark Redburn is in his sixth year as head coach at Southeast Missouri. Redburn, the 2019 Ohio Valley Conference Coach of the Year, led the Redhawks to their first OVC regular-season and tournament titles, and NCAA Tournament appearance in 20 years. Last year's team won a program record 46 games. Redburn has guided SEMO to a combined 105 wins since the 2017 season.

10 to Go

Mark Redburn is 10 wins away from reaching 150 at Southeast Missouri. Redburn is 140-126 (.526) in five years at the helm. For his career, Redburn is 354-375 in 16 years as a head coach.

Anderson Ranked 54th Among Softball America's Top 100 Players

Southeast Missouri star center fielder Rachel Anderson was ranked 54th among Softball America's Top 100 players for the 2020 season. A native of Edwardsville, Illinois, Anderson is the only Ohio Valley Conference

2020 OVC STANDINGS

School	Conference				Overall			
	W	L	I	Pct.	W	L	I	Pct.
SIU Edwardsville	0	0	0	.000	4	0	0	1.000
Eastern Kentucky	0	0	0	.000	7	2	0	.778
Murray State	0	0	0	.000	7	2	0	.778
Southeast Missouri	0	0	0	.000	3	1	0	.750
Tennessee Tech	0	0	0	.000	6	4	0	.600
Eastern Illinois	0	0	0	.000	4	3	0	.571
Morehead State	0	0	0	.000	3	3	0	.500
Austin Peay	0	0	0	.000	3	3	0	.500
UT Martin	0	0	0	.000	4	5	0	.444
Jacksonville State	0	0	0	.000	3	5	0	.375
Belmont	0	0	0	.000	1	3	0	.250
Tennessee State	0	0	0	.000	2	7	0	.222

THIS WEEKEND'S SCHEDULE

Friday, February 21

Eastern Kentucky vs. George Washington, 9 a.m., CT
Austin Peay vs. Central Michigan, 9:30 a.m., CT
Rider at Tennessee State, 10 a.m., CT
Eastern Illinois vs. Northern Kentucky, 11 a.m., CT
Murray State vs. Howard, 11 a.m., CT
Eastern Kentucky vs. UNC Wilmington, 11:30 a.m., CT
Tennessee Tech vs. Virginia, Noon, CT
Austin Peay vs. James Madison, Noon, CT
Belmont vs. Sam Houston State, 1 p.m., CT
Jacksonville State vs. Nicholls State, 1 p.m., CT
Belmont vs. LSU, 3:30 p.m., CT
Tennessee Tech vs. La Salle, 4 p.m., CT
Eastern Illinois vs. Gardner-Webb, 4 p.m., CT
Southeast Missouri vs. South Carolina State, 4 p.m., CT
Southeast Missouri at Alabama State, 6 p.m., CT
Bowling Green at Tennessee State, 5:30 p.m., CT

Saturday, February 22

Austin Peay vs. James Madison, 9:30 a.m., CT
Tennessee Tech vs. Maine, 10 a.m., CT
Morehead State vs. Jackson State, 11 a.m., CT
Southeast Missouri vs. Howard, 11 a.m., CT
Belmont vs. Sam Houston State, Noon, CT
Eastern Illinois vs. Mount St. Mary's, Noon, CT
Purdue Fort Wayne vs. UT Martin, 12:30 p.m., CT
Murray State vs. North Alabama, 1 p.m., CT
Morehead State vs. Arkansas-Pine Bluff, 1:15 p.m., CT
Creighton vs. Tennessee State, 2 p.m., CT
SIU Edwardsville vs. Chattanooga, 2 p.m., CT
Eastern Kentucky vs. George Washington, 2 p.m., CT
Jacksonville State vs. Abilene Christian, 3 p.m., CT
Wright State vs. UT Martin, 3 p.m., CT
SIU Edwardsville vs. Miami (Ohio), 4 p.m., CT
Eastern Illinois vs. Gardner-Webb, 4 p.m., CT
Eastern Kentucky vs. Brown, 4:30 p.m., CT
Belmont vs. LSU, 5 p.m., CT
Jacksonville State vs. Incarnate Word, 5 p.m., CT
Murray State vs. Grambling State, TBA
Southeast Missouri vs. Grambling State, 5 p.m., CT
Austin Peay vs. Central Michigan, 6 p.m., CT
Central Connecticut vs. Tennessee State, 7 p.m., CT

Sunday, February 23

SIU Edwardsville vs. UNLV, 9 a.m., CT
Murray State vs. North Alabama, 9 a.m., CT
Morehead State vs. Southern Mississippi, 9 a.m., CT
Eastern Kentucky vs. Brown, 9 a.m., CT
Tennessee Tech vs. Virginia, 10 a.m., CT
Eastern Illinois vs. Northern Kentucky, 10 a.m., CT
Jacksonville State vs. Northwestern State, 10 a.m., CT
SIU Edwardsville vs. St. Francis, 11 a.m., CT
Southeast Missouri vs. South Carolina State, 11 a.m., CT
Morehead State vs. Central Arkansas, 11:15 a.m., CT
Austin Peay vs. Georgia, Noon, CT
Wright State vs. UT Martin, 12:30 p.m., CT
Tennessee Tech vs. USC Upstate, 2 p.m., CT
Jacksonville State vs. McNeese State, 2 p.m., CT
Rider vs. Tennessee State, 3 p.m., CT
Purdue Fort Wayne vs. UT Martin, 3 p.m., CT



2020 SOUTHEAST MISSOURI SOFTBALL NOTES / STINGER CLASSIC

player on the nation's elite list. She is a three-time First-Team All-OVC pick and became SEMO's first All-American during the program's NCAA Division I era. Anderson was named the league's Player of the Year in 2019 and garnered OVC Freshman of the Year honors during her rookie season in 2017. Anderson has started all 171 games of her college career in center field.

Ellis Hits 30

Ashley Ellis ran her career total to 30 home runs following her big opening weekend at the Troy University Tournament. Ellis became just the third player in Southeast Missouri softball history to get 30 home runs in a career. Michelle Summers (48, 2005-08) and Megan McDonald (31, 2005-08) are the others. One more home run will put Ellis in a tie for second on the school's all-time career home run list.

Nice Start for Pauley

Lindenwood transfer Austine Pauley made a strong NCAA Division I debut at Southeast Missouri. Pauley hit a team-high .455 (5-for-11) with three runs, a double, home run and three RBI in her first four starts of 2020. She also walked five times, boasted a .818 slugging percentage and a .611 on-base percentage.

Anderson Closing In on Career RBI Record

Rachel Anderson is 10 RBI away from breaking Southeast Missouri's all-time career RBI record. Anderson currently has 123 RBI in her career and is behind both Renee Kertz (132, 2009-12) and Michelle Summers (2005-08).

OVC Leader

So far this young season, Southeast Missouri leads the Ohio Valley Conference in batting average (.345), slugging percentage (.613) and on-base percentage (.481) through four games. SEMO hit seven home runs and averaged 10.3 hits per game in those contests. Redhawk hitters were also hit by pitch a league-high nine times on opening weekend.

NCAA Rankings

Southeast Missouri leads the nation in scoring (10 rpg) and hit batsmen (9). Ashley Ellis is first nationally in home runs per game (1.0) and Kaylee Anderson is first in hit by pitch per game (1.0). Rachel Anderson is tied for first in the country among hitters toughest to strikeout. Anderson did not strike out in her first 15 at-bats of the season.

2020 Schedule

Southeast Missouri's 2020 softball schedule is now complete. The defending Ohio Valley Conference Champion Redhawks have a total of 52 games this spring, including an exhibition matchup with the USA Softball Women's National Team. SEMO plays in four different tournaments during non-conference action. The Redhawks open the year with five games at the Troy University Tournament in Troy, Alabama on Feb. 14-16. SEMO then travels to the Alabama State Tournament (Feb. 21-23), Mississippi State Bulldog Slamboree (Mar. 6-8) and South Florida Tournament (Mar. 13-15). Trips to Southern Illinois (Mar. 24), Missouri State (Apr. 7) and Saint Louis (Apr. 29) are on SEMO's non-league docket, as well. The Redhawks welcome UMKC for their home-opener. SEMO and UMKC play a three-game series with one game on Feb. 29 and a doubleheader on Mar. 1. SEMO has 18 games at the Southeast Softball Complex and the rest of those matchups involve Saint Louis (Mar. 11), Tennessee State (DH, Apr. 4), Belmont (DH, Apr. 5), SIU Edwardsville (DH, Apr. 10), UT Martin (DH, Apr. 15), Southeastern Conference member Missouri (DH, Apr. 22), Tennessee Tech (DH, Apr. 25) and Jacksonville State (DH, Apr. 26). The Redhawks begin their 22-game OVC schedule on the road at Eastern Illinois (Mar. 21). SEMO also makes trips to Morehead State (Mar. 28), Eastern Kentucky (Mar. 29), Austin Peay (Apr. 18) and Murray State (Apr. 19).

Redhawks Face USA National Team in Exhibition Game on May 3

Southeast Missouri will face the 2020 USA Softball Women's National Team in an exhibition game on Sunday, May 3. First pitch is scheduled for 2 p.m., CT, at CarShield Field in O'Fallon, Missouri. The 2020 USA Softball Women's National Team will play the Redhawks as its "Stand Beside Her" tour rolls through the United States in preparation for the Tokyo 2020 Olympic Games. Held at Ozzie Smith Sports Complex (900 TR Hughes Blvd #2867, O'Fallon, Mo., 63366), the Red, White and Blue will play an exhibition doubleheader as the team looks to capture the Gold Medal in Tokyo where the sport of softball returns to the Olympic program for the first time since 2008. Hosted by USA Softball of St. Louis, both games will be played at CarShield Field with game one taking place at 2 p.m. Approximately 35 minutes after the conclusion of game one, Team USA will then play a team of college All-Stars. Former SEMO outfielder Mykaela Arellanes and pitcher Haley Thogmartin are part of that All-Star team.



2020 ROSTER

Numerical

No.	Name	Pos.	Ht.	B/T	Cl.	Hometown (High School/College)
2	Rachel Anderson	OF	5-3	L/R	Sr.	Edwardsville, Ill. (Edwardsville)
3	Kimmy Wallen	OF	5-7	L/R	Fr.	Park Hills, Mo. (Central)
4	Claudia Gallo	OF	5-6	R/R	Sr.	Arnold, Mo. (Fox)
5	Alexis Estes	P	5-9	R/R	Sr.	Lane, Ill. (Clinton/Lincoln Land CC)
6	Marisa Davis	P	5-4	L/L	So.	Kansas City, Mo. (Lee's Summit North)
7	Karsyn Davis	C	5-11	R/R	Fr.	Harrisburg, Ill. (Harrisburg)
8	Abby Rollet	OF	5-7	L/R	Jr.	Perryville, Mo. (Notre Dame/Jefferson College)
9	Rachel Rook	P	5-11	R/R	Jr.	Republic, Mo. (Republic)
10	Ashley Emert	C/INF	5-10	R/R	Jr.	East Peoria, Ill. (East Peoria/Illinois State)
11	Danina Marton	OF	5-10	R/R	Jr.	Northridge, Calif. (Grover Cleveland)
12	Addison Barnouski	INF	5-9	R/R	Sr.	O'Fallon, Ill. (O'Fallon Township)
14	Kaylee Anderson	INF/P	5-7	R/R	Jr.	Warrenton, Mo. (Warrenton)
15	Austine Pauley	INF/OF	5-6	R/R	Sr.	St. Charles, Mo. (Francis Howell North/Lindenwood)
16	Carlie Sanders	INF	5-6	R/R	So.	De Soto, Mo. (Hillsboro/Boston College)
18	Keira Hance	INF	5-11	R/R	Fr.	Marion, Ill. (Marion)
19	Paytience Holman	P	5-8	R/R	Fr.	Mexico, Mo. (Mexico)
20	Leaha Wininger	INF	5-7	R/R	So.	Johnston City, Ill. (Johnston City)
21	Chelsy Pena	C	5-6	R/R	So.	Columbia, Ill. (Columbia)
22	Madison Harris	OF	5-6	R/R	Sr.	Imperial, Mo. (Windsor)
24	Rachael Donald	C	5-8	R/R	Sr.	Dupo, Ill. (Dupo)
26	Ashley Ellis	INF	5-8	R/R	Sr.	Arnold, Mo. (Fox)
27	Anna Griffin	INF	6-1	R/R	So.	Bentonville, Ark. (Bentonville West)

Alphabetical

No.	Name	Pos.	Ht.	B/T	Cl.	Hometown (High School/College)
14	Kaylee Anderson	INF/P	5-7	R/R	Jr.	Warrenton, Mo. (Warrenton)
2	Rachel Anderson	OF	5-3	L/R	Sr.	Edwardsville, Ill. (Edwardsville)
12	Addison Barnouski	INF	5-9	R/R	Sr.	O'Fallon, Ill. (O'Fallon Township)
7	Karsyn Davis	C	5-11	R/R	Fr.	Harrisburg, Ill. (Harrisburg)
6	Marisa Davis	P	5-4	L/L	So.	Kansas City, Mo. (Lee's Summit North)
24	Rachael Donald	C	5-8	R/R	Sr.	Dupo, Ill. (Dupo)
26	Ashley Ellis	INF	5-8	R/R	Sr.	Arnold, Mo. (Fox)
10	Ashley Emert	C/INF	5-10	R/R	Jr.	East Peoria, Ill. (East Peoria/Illinois State)
5	Alexis Estes	P	5-9	R/R	Sr.	Lane, Ill. (Clinton/Lincoln Land CC)
4	Claudia Gallo	OF	5-6	R/R	Sr.	Arnold, Mo. (Fox)
27	Anna Griffin	INF	6-1	R/R	So.	Bentonville, Ark. (Bentonville West)
18	Keira Hance	INF	5-11	R/R	Fr.	Marion, Ill. (Marion)
22	Madison Harris	OF	5-6	R/R	Sr.	Imperial, Mo. (Windsor)
19	Paytience Holman	P	5-8	R/R	Fr.	Mexico, Mo. (Mexico)
11	Danina Marton	OF	5-10	R/R	Jr.	Northridge, Calif. (Grover Cleveland)
15	Austine Pauley	INF/OF	5-6	R/R	Sr.	St. Charles, Mo. (Francis Howell North/Lindenwood)
21	Chelsy Pena	C	5-6	R/R	So.	Columbia, Ill. (Columbia)
8	Abby Rollet	OF	5-7	L/R	Jr.	Perryville, Mo. (Notre Dame/Jefferson College)
9	Rachel Rook	P	5-11	R/R	Jr.	Republic, Mo. (Republic)
16	Carlie Sanders	INF	5-6	R/R	So.	De Soto, Mo. (Hillsboro/Boston College)
3	Kimmy Wallen	OF	5-7	L/R	Fr.	Park Hills, Mo. (Central)
20	Leaha Wininger	INF	5-7	R/R	So.	Johnston City, Ill. (Johnston City)

Head Coach: Mark Redburn (Sixth Year/Missouri-St. Louis, 1993)

Assistant Coaches: Kristen Jones (Fifth Year/Augusta State, 2012);
Matthew Guemmer (First Year/Missouri, 2013)

Roster Breakdown

Total Squad Members.....	22
Seniors	8
Juniors	5
Sophomores.....	5
Freshmen.....	4

Pronunciation Guide

Addison Barnouski	bar-NOW-ski
-------------------------	-------------

Geographical Breakdown

Arkansas.....	1
Anna Griffin	
California.....	1
Danina Marton	
Illinois.....	9
Rachel Anderson, Addison Barnouski, Karsyn Davis, Rachael Donald, Ashley Emert, Alexis Estes, Keira Hance, Chelsy Pena, Leaha Wininger	
Missouri	11
Kaylee Anderson, Marisa Davis, Ashley Ellis, Claudia Gallo, Madison Harris, Paytience Holman, Austine Pauley, Abby Rollet, Rachel Rook, Carlie Sanders, Kimmy Wallen	

HONORS/AWARDS

OVC Player of the Week

Ashley Ellis, 1B, Feb. 17




2020 RADIO/TV ROSTER



2

Rachel Anderson
OF / 5-3 / L-R / Sr.
Edwardsville, Ill.



3

Kimmy Wallen
OF / 5-7 / L-R / Fr.
Park Hills, Mo.



4

Claudia Gallo
OF / 5-6 / R-R / Sr.
Arnold, Mo.



5

Alexis Estes
P / 5-9 / R-R / Sr.
Lane, Ill.




6

Marisa Davis
P / 5-4 / L-L / So.
Kansas City, Mo.



7

Karsyn Davis
C / 5-11 / R-R / Fr.
Harrisburg, Ill.



8

Abby Rollet
OF / 5-7 / L-R / Jr.
Perryville, Mo.



9

Rachel Rook
P / 5-11 / R-R / Jr.
Republic, Mo.



10

Ashley Emert
C/INF / 5-10 / R-R / Jr.
East Peoria, Ill.



11

Danina Marton
OF / 5-10 / R-R / Jr.
Northridge, Calif.



12

Addison Barnouski
INF / 5-9 / R-R / Sr.
O'Fallon, Ill.



14

Kaylee Anderson
INF/P / 5-7 / R-R / Jr.
Warrenton, Mo.



15

Austine Pauley
INF/OF / 5-6 / R-R / Sr.
St. Charles, Mo.



16

Carlie Sanders
INF / 5-6 / R-R / So.
De Soto, Mo.



18

Keira Hance
INF / 5-11 / R-R / Fr.
Marion, Ill.




19

Paytience Holman
P / 5-8 / R-R / Fr.
Mexico, Mo.



20

Leaha Winingar
INF / 5-7 / R-R / So.
Johnston City, Ill.



21

Chelsy Pena
C / 5-6 / R-R / So.
Columbia, Ill.



22

Madison Harris
OF / 5-6 / R-R / Sr.
Imperial, Mo.



24

Rachael Donald
C / 5-8 / R-R / Sr.
Duplo, Ill.



26

Ashley Ellis
INF / 5-8 / R-R / Sr.
Arnold, Mo.



27

Anna Griffin
INF / 6-1 / R-R / So.
Bentonville, Ark.



Mark Redburn
Head Coach
Sixth Year



Kristen Jones
Assistant Coach
Fifth Year



Matthew Guemmer
Assistant Coach
First Year



HEAD COACH MARK REDBURN



- Head Coach
- Sixth Year
- Missouri-St. Louis, 1993

MARK REDBURN

Mark Redburn enters his sixth year after guiding Southeast Missouri to its first Ohio Valley Conference regular-season championship, OVC Tournament title and NCAA Regional appearance in 20 years.

What a year it was for SEMO in 2019 as the Redhawks set an all-time program record with 46 wins, the only 40-win season in the school's NCAA Division I era. The Redhawks went 46-18 overall and 17-5 in the OVC before going 1-2 at the NCAA Regional in Oxford, Mississippi.

TEAM 43 (43rd year of SEMO softball) had so much to celebrate over the course of its magical 2019 campaign.

Redburn and his staff were honored as the National Fastpitch Coaches Association (NFCA) Mideast Region Coaching Staff of the Year. For Redburn himself, he was voted OVC Coach of the Year for the first time in his career.

Four players earned All-OVC honors, three claimed NFCA All-Region accolades and one garnered NFCA All-America distinction. Outfielder Rachel Anderson became SEMO's first All-American in 28 years and the program's first All-American in the NCAA Division I tenure. TEAM 43 was also

recognized by the NFCA for achieving the fourth highest grade point average among all NCAA Division I schools. SEMO recorded a team GPA of 3.678 with 17 players securing NFCA All-America Scholar-Athlete honors.

Redburn certainly has the Redhawks trending in the right direction as his teams averaged nearly 40 wins (39.5) in the last two seasons alone. SEMO put together a 79-38 (.678) record and went 32-12 (.727) in conference play over that span.

Statistically, SEMO's 2019 team broke a total of 17 single-season records in slugging percentage (.510), on-base percentage (.382), game played (64), runs (363), hits (501), home runs (74), RBI (318), total bases (850), walks (180), stolen bases (89), stolen base attempts (117), wins (46), saves (11), batters struck out (331), batters struck out looking (90), innings pitched (414) and putouts (1242).

In 18 years as an NCAA Division I head coach, Division I assistant coach and National Junior College Athletic Association (NJCAA) head coach, Redburn has made 13 postseason appearances which include one NCAA Women's College World Series, two NCAA Super-Regionals, four NCAA

Regionals and two NJCAA National Tournaments.

In 2018, the Redhawks finished at 33-20 overall and fourth in the OVC with a 15-7 mark. SEMO locked down its first winning campaign in seven years.

The Redhawks heated up to win 11 of their final 14 regular-season games and advanced to the eight-team OVC Tournament.

SEMO's 2018 club finished with a 74 RPI among the nation's 296 NCAA Division I softball teams, quite a jump from its 173 ranking in 2017. The Redhawks collected eight doubleheader sweeps along the way.

Defensively, SEMO improved tremendously. After ranking eighth in the OVC in fielding percentage a year ago, the Redhawks were the league's second-best fielding team in 2018. SEMO had 43 errors and committed 16 less than it did in 2017. The Redhawks went error free in 25 games equating to 47 percent of their entire season.

The year before that, SEMO finished the 2017 campaign among the school's top single-season leaders in slugging percentage (6th, .427), on-base percentage (5th, .356), triples (4th, 21), home runs (9th, 31), total bases (9th, 567), stolen bases (2nd, 65), stolen base attempts (1st, 88), opponent batting average (7th, .282), strikeouts/7 innings (7th, 4.17), strikeouts (10th, 194), strikeouts looking (3rd, 61) fewest doubles allowed (8th, 49), fielding percentage (8th, .960), fewest errors (7th, 59) and fewest stolen bases against (3rd, 38).

Redburn picked up his 200th

career victory when SEMO beat Austin Peay, 7-4, on Apr. 30, 2016. His 2016 club ranked among the school's top-10 teams in doubles (6th, 69), stolen bases (3rd, 58), walks (8th, 138), home runs (6th, 35) and slugging percentage (6th, .412).

In his first season, Redburn led the Redhawks to an overall record of 19-27 and 12-12 in OVC play during 2015. His 19 victories came after SEMO won no more than 15 games in each of the previous two seasons. Redburn's first club at Southeast also had 12 OVC wins, a +9 increase from the 2014 campaign. In addition, the Redhawks made the OVC Tournament, snapping a streak of three years where they missed the event.

Not only did Redburn earn his 100th career NCAA Division I win in his inaugural season with the Redhawks, but he coached three All-OVC selections and one NFCA All-Region honoree.

Statistically, SEMO finished among the top-five OVC teams in batting average (3rd), slugging percentage (5th), on-base percentage (5th) and hits (5th). The 2015 Redhawks also broke two single-season records with Kayla Fortner establishing new marks in home runs and walks. SEMO tied the OVC single-game mark and set a single-game school record with six home runs, as well. Academically, the Redhawks accumulated a 3.35 grade point average during the 2014-15 academic year as a total of nine players earned NFCA All-America Scholar-Athlete status for achieving a 3.5 or higher GPA.



HEAD COACH MARK REDBURN





HEAD COACH MARK REDBURN

single-game mark and set a single-game school record with six home runs, as well. Academically, the Redhawks accumulated a 3.35 grade point average during the 2014-15 academic year as a total of nine players earned NFCA All-America Scholar-Athlete status for achieving a 3.5 or higher GPA.

Redburn coached a total of four first-team All-OVC selections, three second-team All-OVC picks, one OVC Freshman of the Year, three NFCA All-Region honorees and three OVC All-Newcomer selections in his first four years as SEMO's head coach.

The fourth head coach in Redhawk softball history, Redburn won 90 games in five years as head coach at the University of Evansville before accepting the job at Southeast on June 26, 2014.

In 2014, Redburn coached a UE team with five starters that were underclassmen, including four freshmen and one sophomore. The Purple Aces achieved their highest batting average since 2007. Additionally, UE had a freshman lead the team in stolen bases and home runs.

Despite a season that allowed 53 games, the 2013 team had its best season in Redburn's five years at UE. Entering the Missouri Valley Conference Tournament as the No. 7 seed, the Purple Aces beat the No. 6, No. 3 and No. 2 seeds to make their first MVC Championship appearance since 2003. UE finished second with three players garnering All-Tournament team honors.

The 2013 campaign resulted in the most overall wins in a season since 2008 and the best regular-season and conference tournament finish since Redburn's arrival. UE continued its aggressive baserunning with 89 stolen bases, ranking second in the MVC. The pitching staff also rated fourth in the conference.

Redburn's 2012 club saw improvement as well, winning more games than it had the previous season. The Purple Aces stole 79 bases and had two all-conference and one National Fastpitch Coaches Association All-Region selection that year. In 2011, Redburn exposed a young and inexperienced team to some of the top programs in the nation as UE played one of its most difficult schedules. Tennessee, Georgia Tech, Missouri, Ohio State, Texas Tech, South Alabama and Chattanooga were among the stiff competition.

Redburn quickly started to transform the UE program during his first year in 2010. The Purple Aces secured a berth in the MVC Tournament after winning 10 conference games. UE led the MVC with 31 doubles and hit 36 home runs, while producing two all-conference picks.

Academically, Redburn's teams consistently enjoyed success. In fact, each of his last four UE teams accumulated a 3.1 or higher grade point average. He had several student-athletes obtain over a 3.5 GPA and earn academic recognition along the way.

Prior to UE, Redburn spent three years as an assistant

coach at the University of Missouri working primarily with the pitchers and catchers, and serving as recruiting coordinator.

He was part of a coaching staff that compiled an overall record of 137-53. The Tigers registered a school record for victories (50), won the Big 12 Conference Tournament, won their Regional and defeated host UCLA in the Super Regional to advance to the College World Series in 2009. Overall, Redburn coached four all-conference pitchers, including USA National Team Pitcher Chelsea Thomas at Missouri.

Redburn began his collegiate coaching career as head coach at St. Charles (Mo.) Community College from 2001-04. He led the 2003 team to its first Region 16 championship and a seventh-place finish at the National Junior College Athletic Association Division I National

Tournament. His 2004 squad set a school record with 33 victories.

Following his stay at St. Charles CC, Redburn spent two seasons as head coach of the new softball program at Jefferson College. In the program's first year of competition, 2006, he led Jefferson to a 49-16 record, Region 16 championship and ninth-place finish at the NJCAA Division I National Tournament. Redburn was honored as the Midwest Community College Athletic Conference Coach of the Year following that season. A native of St. Charles, Missouri, Redburn graduated from the University of Missouri-St. Louis in 1993 and received his master's degree in Athletics/Activities Administration from William Woods University.

He and his wife, Tracy, have two sons, Joe and Jack.





HEAD COACH MARK REDBURN

The Mark Redburn File

Hometown

St. Charles, Mo.

Family

Spouse: Tracy

Sons: Joe, Jack

Education

- Missouri-St. Louis, Bachelor of Science in Special Education
- William Woods, Master of Education in Athletics/Activities Administration

Coaching Honors

- 2019 OVC Coach of the Year
- 2019 NFCA Mid-east Region Coaching Staff of the Year
- 2009 Midwest Coaching Staff of the Year
- 2006 Region 16 and MCCAC Coach of the Year
- 2003 Region 16 Coach of the Year

Redburn's Year-by-Year Records

Year	School	Assignment	Record	Conference Finish	Postseason
2002	St. Charles CC	Head Coach	16-21	3rd	Region XVI Runner-Up
2003	St. Charles CC	Head Coach	26-21	2nd	Region XVI Champions 7th NJCAA National Tournament
2004	St. Charles CC	Head Coach	33-16	1st	3rd in Region XVI
2005	Jefferson College	Head Coach	-	Program Preparation Year	-
2006	Jefferson College	Head Coach	49-16	1st Region 16	-
2007	Missouri	Assistant Coach	40-23, 13-4	3rd Big 12	-
2008	Missouri	Assistant Coach	47-17, 11-6	3rd Big 12	-
2009	Missouri	Assistant Coach	50-12, 12-6	2nd Big 12	1st Big 12 Tournament NCAA Midwest Regional Champions NCAA Super Regional Champions 8th in College World Series
2010	Evansville	Head Coach	18-34, 10-16	17th MVC	-
2011	Evansville	Head Coach	12-42, 6-21	9th MVC	-
2012	Evansville	Head Coach	18-37, 8-19	8th MVC	-
2013	Evansville	Head Coach	23-30, 11-12	7th MVC	2nd MVC Tournament
2014	Evansville	Head Coach	19-32, 7-19	10th MVC	-
2015	Southeast Missouri	Head Coach	19-27, 12-12	7th OVC	8th OVC Tournament
2016	Southeast Missouri	Head Coach	16-33, 10-17	10th OVC	-
2017	Southeast Missouri	Head Coach	23-27, 8-14	9th OVC	-
2018	Southeast Missouri	Head Coach	33-20, 15-7	4th OVC	7th OVC Tournament
2019	Southeast Missouri	Head Coach	46-18, 17-5	1st OVC	1st OVC Tournament 3rd NCAA Regional
2020	Southeast Missouri	Head Coach	3-1, 0-0		

Overall Record as a Head Coach: 354-375 (15 years)

Record at Southeast Missouri, 140-126, 62-55 Ohio Valley Conference (6 years)

Record at Evansville, 90-175, 42-87 Missouri Valley Conference (5 years)

Record at Jefferson College, 49-16 (2 years)

Record at St. Charles CC: 75-58 (3 years)

Record as a college assistant: 137-52 (3 years)

Redburn by the Numbers

- 51 OVC Commissioner's Honor Roll Selections
- 26 NFCA All-America Scholar-Athletes
- 20+ Academic All-Americans
- 11 NJCAA All-Region 16 Players
- 10 OVC Medal of Honor Recipients
- 6 First-Team All-OVC Selections
- 6 All-MVC Players
- 6 MVC Scholar-Athletes
- 6 OVC Players of the Week
- 5 All-Americans
- 5 NFCA All-Region Selections
- 4 OVC Pitchers of the Week
- 4 MCCAC All-Conference Players
- 3 OVC All-Newcomer Selections
- 3 MVC Players of the Week
- 2 Second-Team All-OVC Selections
- 1 OVC Player of the Year
- 1 OVC Freshman of the Year



2020 STATISTICS



2020 Southeast Missouri Softball Overall Statistics for Southeast Missouri (as of Feb 19, 2020) (All games Sorted by Batting avg)



Record: 3-1 Home: 0-0 Away: 1-0 Neutral: 2-1 OVC: 0-0

Player	avg	gp-gs	ab	r	h	2b	3b	hr	rbi	tb	slg%	bb	hp	so	gdp	ob%	sf	sh	sb-att	po	a	e	fld%
15 PAULEY, Austine	.455	4-4	11	3	5	1	0	1	3	9	.818	5	1	2	0	.611	1	0	1-1	4	11	2	.882
2 ANDERSON, Rachel	.400	4-4	15	7	6	0	2	1	8	13	.867	2	1	0	0	.474	1	0	1-1	12	0	1	.923
26 ELLIS, Ashley	.375	4-4	16	6	6	1	0	4	10	19	1.188	3	0	3	0	.474	0	0	0-0	30	1	0	1.000
14 ANDERSON, Kaylee	.364	4-4	11	4	4	1	0	1	2	8	.727	1	4	1	0	.563	0	1	2-2	6	9	0	1.000
4 GALLO, Claudia	.308	4-4	13	5	4	0	0	0	2	4	.308	2	2	3	0	.444	1	1	1-1	6	0	0	1.000
12 BARNOUSKI, Addison	.300	4-3	10	4	3	0	0	0	2	3	.300	4	0	5	0	.500	0	0	0-0	5	0	0	1.000

22 HARRIS, Madison	.444	4-3	9	3	4	0	1	0	3	6	.667	1	1	1	0	.545	0	1	0-0	0	0	0	.000
27 GRIFFIN, Anna	.444	4-3	9	0	4	1	0	0	4	5	.556	2	0	2	0	.545	0	0	0-0	0	0	0	.000
24 DONALD, Rachael	.333	4-3	6	0	2	0	0	0	0	2	.333	1	0	2	0	.429	0	0	0-0	13	0	0	1.000
21 PENA, Chelsy	.200	4-1	5	3	1	0	0	0	1	1	.200	3	0	0	0	.500	0	1	0-1	11	0	0	1.000
10 EMERT, Ashley	.167	4-1	6	1	1	1	0	0	2	2	.333	1	0	2	0	.286	0	0	0-0	3	6	0	1.000
3 WALLEN, Kimmy	.167	4-2	6	1	1	0	0	0	0	1	.167	0	0	0	0	.167	0	0	0-0	0	0	1	.000
18 HANCE, Keira	.000	2-0	2	1	0	0	0	0	0	0	.000	0	0	1	0	.000	0	1	0-0	0	2	0	1.000
11 MARTON, Danina	.000	3-0	0	1	0	0	0	0	0	0	.000	0	0	0	0	.000	0	0	0-0	0	0	0	.000
16 SANDERS, Carlie	.000	1-0	0	0	0	0	0	0	0	0	.000	0	0	0	0	.000	0	0	0-0	0	0	0	.000
20 WININGER, Leah	.000	2-0	0	1	0	0	0	0	0	0	.000	0	0	0	0	.000	0	0	0-0	0	0	0	.000
Totals	.345	4	119	40	41	5	3	7	37	73	.613	25	9	22	0	.481	3	5	5-6	90	32	4	.968
Opponents	.267	4	120	24	32	6	0	5	22	53	.442	22	1	23	2	.385	0	3	6-6	87	32	6	.952

LOB - Team (36), Opp (34). DPs turned - Team (3). Picked off - K. ANDERSON 2.

(All games Sorted by Earned run avg)

Player	era	w-l	app	gs	cg	sho	sv	ip	h	r	er	bb	so	2b	3b	hr	b/avg	wp	hp	bk	sfa	sha
14 ANDERSON, Kaylee	4.06	2-0	3	0	0	0/0	0	10.1	11	10	6	4	5	1	0	2	.262	1	1	0	0	0
6 DAVIS, Marisa	4.20	0-0	2	0	0	0/0	0	3.1	2	2	2	2	2	1	0	1	.182	0	0	0	0	1
19 HOLMAN, Paytience	4.67	1-1	3	2	1	1/0	0	12.0	15	8	8	8	13	4	0	1	.300	1	0	0	0	2
5 ESTES, Alexis	4.85	0-0	3	2	0	0/0	0	4.1	4	4	3	8	3	0	0	1	.235	2	0	0	0	0
Totals	4.43	3-1	4	4	1	1/0	0	30.0	32	24	19	22	23	6	0	5	.267	4	1	0	0	3
Opponents	8.21	1-3	4	4	0	0/0	1	29.0	41	40	34	25	22	5	3	7	.345	0	9	0	3	5

PB - Team (1), DONALD 1. SBA/ATT - DONALD (5-5), HOLMAN (2-2), K. ANDERSON (2-2), PENA (1-1), ESTES (1-1), M. DAVIS (1-1).



2020 RESULTS



2020 Southeast Missouri Softball Game Results for Southeast Missouri (as of Feb 19, 2020) (All games)



Date	Opponent	Score	Inns	Overall	OVC	Pitcher of record	Attend	Time
! 02-14-20	vs Kennesaw State	L 4-6	7	0-1-0	0-0-0	HOLMAN (L 0-1)	121	2:37
! 02-14-20	vs Purdue Fort Wayne	w 16-15	(9)	1-1-0	0-0-0	K. ANDERSON (W 1-0)	127	3:45
! 02-15-20	vs Southern Miss	w 7-0	7	2-1-0	0-0-0	HOLMAN (W 1-1)	117	2:24
! 02-15-20	at Troy	w 13-3	7	3-1-0	0-0-0	K. ANDERSON (W 2-0)	97	2:49

* = Conference game

! = Troy University Tournament (Troy, Ala.)

() extra inning game



2019 FINAL OVC STATISTICS



2019 Southeast Missouri Softball Conference statistics for Southeast Missouri (as of Feb 19, 2020) (OVC games only Sorted by Batting avg)



Record: 17-5 Home: 8-2 Away: 9-3 OVC: 17-5

Player	avg	gp-gs	ab	r	h	2b	3b	hr	rbi	tb	slg%	bb	hp	so	gdp	ob%	sf	sh	sb-att	po	a	e	fld%
2 ANDERSON, Rachel	.464	22-22	56	18	26	7	2	6	20	55	.982	17	1	5	0	.587	1	3	8-12	20	0	0	1.000
4 GALLO, Claudia	.375	22-22	64	21	24	4	1	8	18	54	.844	2	7	6	1	.446	1	0	3-5	32	0	0	1.000
8 BANDY, Parker	.362	22-21	47	9	17	2	1	2	6	27	.574	9	2	13	0	.483	0	0	3-4	34	24	2	.967
7 ARELLANES, Mykaela	.319	22-22	72	19	23	5	1	3	11	39	.542	7	3	11	0	.398	1	0	4-4	29	2	0	1.000
26 ELLIS, Ashley	.308	22-22	65	11	20	3	0	7	20	44	.677	7	1	16	1	.378	1	0	0-0	141	1	0	1.000
14 ANDERSON, Kaylee	.289	18-14	45	10	13	3	0	1	12	19	.422	0	0	5	0	.289	0	2	2-2	0	16	0	1.000
12 BARNOUSKI, Addison	.271	22-22	59	5	16	4	0	1	9	23	.390	6	1	16	0	.343	1	0	2-2	17	37	3	.947
3 MESSEX, Sarah	.263	22-22	57	15	15	3	1	3	10	29	.509	5	1	16	0	.333	0	2	4-5	37	33	6	.921
24 DONALD, Rachael	.143	21-20	42	2	6	0	0	0	1	6	.143	3	0	8	0	.200	0	3	0-0	92	10	1	.990
22 HARRIS, Madison	.375	9-1	8	1	3	0	1	1	2	8	1.000	2	0	0	0	.500	0	0	1-2	2	4	0	1.000
18 LONG, Mackenzie	.333	17-1	3	7	1	0	0	0	0	1	.333	0	0	0	0	.333	0	0	1-1	2	3	0	1.000
11 MARTON, Danina	.333	6-0	3	0	1	0	0	0	1	1	.333	0	0	1	0	.333	0	0	0-0	1	0	0	1.000
17 RHEINECKER, Brooke	.313	14-5	16	6	5	0	0	0	1	5	.313	0	0	3	0	.294	1	0	2-3	0	0	0	.000
27 GRIFFIN, Anna	.200	7-0	5	1	1	0	0	0	0	1	.200	2	0	2	0	.429	0	0	0-0	2	0	0	1.000
21 PENA, Chelsy	.167	16-4	18	1	3	0	0	0	2	3	.167	0	0	2	0	.167	0	2	0-0	12	1	0	1.000
10 EMERT, Ashley	.000	6-0	0	2	0	0	0	0	0	0	.000	2	0	0	0	1.000	0	0	2-2	1	0	0	1.000
9 ROOK, Rachel	.000	3-2	0	0	0	0	0	0	0	0	.000	0	0	0	0	.000	0	0	0-0	1	1	0	1.000
15 THOGMARTIN, Haley	.000	1-1	0	0	0	0	0	0	0	0	.000	0	0	0	0	.000	0	0	0-0	2	10	0	1.000
Totals	.311	22	560	128	174	31	7	32	113	315	.563	62	16	104	2	.391	6	12	32-42	426	149	12	.980
Opponents	.213	22	516	52	110	16	0	10	46	156	.302	34	10	104	6	.274	3	10	7-12	413	145	22	.962

LOB - Team (115), Opp (96). DPs turned - Team (9), Opp (6). CI - Team (1), DONALD 1. IBB - Team (2), R. ANDERSON 1, ARELLANES 1, Opp (3).

(OVC games only Sorted by Earned run avg)

Player	era	w-l	app	gs	cg	sho	sv	ip	h	r	er	bb	so	2b	3b	hr	b/avg	wp	hp	bks	sfa	sha
15 THOGMARTIN, Haley	0.90	8-1	13	12	6	2/3	1	62.1	50	16	8	8	42	7	0	4	.216	0	3	0	0	5
9 ROOK, Rachel	1.50	3-1	10	4	1	1/2	0	23.1	11	6	5	8	31	2	0	1	.138	5	6	0	0	1
14 ANDERSON, Kaylee	2.30	4-2	10	0	0	0/2	1	27.1	22	9	9	4	16	4	0	1	.224	4	1	0	2	2
5 ESTES, Alexis	5.64	1-1	9	6	0	0/1	1	22.1	21	19	18	13	13	2	0	3	.250	3	0	0	1	1
M. DAVIS	2.10	1-0	4	0	0	0/0	0	6.2	6	2	2	1	2	1	0	1	.261	0	0	0	0	1
Totals	2.07	17-5	22	22	7	7/4	3	142.0	110	52	42	34	104	16	0	10	.213	12	10	0	3	10
Opponents	5.80	5-17	22	22	9	2/0	0	137.2	174	128	114	62	104	31	7	32	.311	8	16	0	6	12

PB - Team (1), DONALD 1. SBA/ATT - DONALD (7-11), THOGMARTIN (5-5), ESTES (1-3), K. ANDERSON (1-3), PENA (0-1), M. DAVIS (0-1).



SEASON/CAREER STATISTICS



2020 Southeast Missouri Softball Individual Season/Career Summary for Southeast Missouri (as of Feb 19, 2020) (All games Sorted by Batting avg)



Record: 3-1 Home: 0-0 Away: 1-0 Neutral: 2-1 OVC: 0-0

Player	SEASON													CAREER													
	Avg	G-GS	AB	R	H	2B	3B	HR	RBI	BB	Hbp	SO	Sb-Att	Avg	G-GS	AB	R	H	2B	3B	HR	RBI	BB	Hbp	SO	Sb-Att	
15 PAULEY, Austine	.455	4-4	11	3	5	1	0	1	3	5	1	2	1-1	.455	4-4	11	3	5	1	0	1	3	5	1	2	1-1	
2 ANDERSON, Rachel	.400	4-4	15	7	6	0	2	1	8	2	1	0	1-1	.415	171-171	501	131	208	33	26	22	123	82	11	58	51-71	
26 ELLIS, Ashley	.375	4-4	16	6	6	1	0	4	10	3	0	3	0-0	.273	168-168	469	62	128	23	4	30	111	51	5	114	5-6	
14 ANDERSON, Kaylee	.364	4-4	11	4	4	1	0	1	2	1	4	1	2-2	.231	71-44	143	27	33	9	1	2	21	3	5	23	6-7	
4 GALLO, Claudia	.308	4-4	13	5	4	0	0	0	2	2	2	3	1-1	.290	141-105	286	60	83	11	7	13	45	18	29	54	14-18	
12 BARNOUSKI, Addison	.300	4-3	10	4	3	0	0	0	2	4	0	5	0-0	.305	159-140	394	70	120	21	2	17	84	33	8	87	14-15	
27 GRIFFIN, Anna	.444	4-3	9	0	4	1	0	0	4	2	0	2	0-0	.235	27-6	34	3	8	2	0	2	6	8	0	11	0-0	
22 HARRIS, Madison	.444	4-3	9	3	4	0	1	0	3	1	1	1	0-0	.237	127-35	169	37	40	2	3	2	23	19	1	21	9-12	
24 DONALD, Rachael	.333	4-3	6	0	2	0	0	0	0	1	0	2	0-0	.190	78-56	126	11	24	3	0	0	10	16	3	32	1-1	
21 PENA, Chelsy	.200	4-1	5	3	1	0	0	0	1	3	0	0	0-1	.217	50-16	69	11	15	4	0	0	11	5	0	8	2-4	
3 WALLEN, Kimmy	.167	4-2	6	1	1	0	0	0	0	0	0	0	0-0	.167	4-2	6	1	1	0	0	0	0	0	0	0	0-0	
10 EMERT, Ashley	.167	4-1	6	1	1	1	0	0	2	1	0	2	0-0	.111	24-5	18	4	2	1	0	0	2	4	0	7	2-2	
18 HANCE, Keira	.000	2-0	2	1	0	0	0	0	0	0	0	1	0-0	.000	2-0	2	1	0	0	0	0	0	0	0	1	0-0	
20 WININGER, Leah	.000	2-0	0	1	0	0	0	0	0	0	0	0	0-0	.000	13-0	9	3	0	0	0	0	0	1	0	1	1-2	
16 SANDERS, Carlie	.000	1-0	0	0	0	0	0	0	0	0	0	0	0-0	.120	19-8	25	3	3	1	0	2	6	7	0	7	0-0	
11 MARTON, Danina	.000	3-0	0	1	0	0	0	0	0	0	0	0	0-0	.250	29-1	16	4	4	1	0	0	2	1	0	4	0-1	
Totals	.345	4-4	119	40	41	5	3	7	37	25	9	22	5-6														
Opponents	.267	4-4	120	24	32	6	0	5	22	22	1	23	6-6														

(All games Sorted by Earned run avg)

Player	SEASON														CAREER													
	ERA	W-L	App	GS	CG	Sho	Sv	IP	H	R	ER	BB	SO	ERA	W-L	App	GS	CG	Sho	Sv	IP	H	R	ER	BB	SO		
14 ANDERSON, Kaylee	4.06	2-0	3	0	0	0	0	10.1	11	10	6	4	5	4.56	7-4	33	2	0	0	3	66.0	76	54	43	32	38		
6 DAVIS, Marisa	4.20	0-0	2	0	0	0	0	3.1	2	2	2	2	2	4.47	1-1	20	1	0	0	0	31.1	35	23	20	16	22		
19 HOLMAN, Paytience	4.67	1-1	3	2	1	1	0	12.0	15	8	8	8	13	4.67	1-1	3	2	1	1	0	12.0	15	8	8	8	13		
5 ESTES, Alexis	4.85	0-0	3	2	0	0	0	4.1	4	4	3	8	3	4.01	16-13	75	40	3	0	4	204.0	212	142	117	102	125		
Totals	4.43	3-1	4	4	1	1	0	30.0	32	24	19	22	23															
Opponents	8.21	1-3	4	4	0	0	1	29.0	41	40	34	25	22															



2020 Southeast Missouri Softball Individual Season/Career Summary for Southeast Missouri (as of Feb 19, 2020) (All games Sorted by Fielding pct)



Player	SEASON										CAREER									
	CH	PO	A	E	Fld%	SBA	CSB	SBA%	PB	CI	Ch	PO	A	E	Fld%	SBA	CSB	SBA%	PB	CI
26 ELLIS, Ashley	31	30	1	0	1.000	0	0	---	0	0	1061	1013	35	13	.988	0	0	---	0	0
14 ANDERSON, Kaylee	15	6	9	0	1.000	2	0	1.000	0	0	66	22	42	2	.970	8	4	.667	0	0
24 DONALD, Rachael	13	13	0	0	1.000	5	0	1.000	1	0	321	295	22	4	.988	34	10	.773	5	2
21 PENA, Chelsy	11	11	0	0	1.000	1	0	1.000	0	0	74	69	4	1	.986	4	3	.571	0	0
10 EMERT, Ashley	9	3	6	0	1.000	0	0	---	0	0	50	39	10	1	.980	4	0	1.000	1	0
4 GALLO, Claudia	6	6	0	0	1.000	0	0	---	0	0	175	166	6	3	.983	0	0	---	0	0
12 BARNOUSKI, Addison	5	5	0	0	1.000	0	0	---	0	0	324	100	200	24	.926	1	0	1.000	0	0
19 HOLMAN, Paytience	3	0	3	0	1.000	2	0	1.000	0	0	3	0	3	0	1.000	2	0	1.000	0	0
18 HANCE, Keira	2	0	2	0	1.000	0	0	---	0	0	2	0	2	0	1.000	0	0	---	0	0
2 ANDERSON, Rachel	13	12	0	1	.923	0	0	---	0	0	304	277	21	6	.980	0	0	---	0	0
15 PAULEY, Austine	17	4	11	2	.882	0	0	---	0	0	17	4	11	2	.882	0	0	---	0	0
3 WALLEN, Kimmy	1	0	0	1	.000	0	0	---	0	0	1	0	0	1	.000	0	0	---	0	0
11 MARTON, Danina	0	0	0	0	.000	0	0	---	0	0	2	2	0	0	1.000	0	0	---	0	0
16 SANDERS, Carlie	0	0	0	0	.000	0	0	---	0	0	1	1	0	0	1.000	0	0	---	0	0
20 WININGER, Leah	0	0	0	0	.000	0	0	---	0	0	5	4	1	0	1.000	0	0	---	0	0
6 DAVIS, Marisa	0	0	0	0	.000	1	0	1.000	0	0	7	2	4	1	.857	7	1	.875	0	0
27 GRIFFIN, Anna	0	0	0	0	.000	0	0	---	0	0	10	7	1	2	.800	0	0	---	0	0
5 ESTES, Alexis	0	0	0	0	.000	1	0	1.000	0	0	60	8	51	1	.983	17	9	.654	0	0
22 HARRIS, Madison	0	0	0	0	.000	0	0	---	0	0	25	11	13	1	.960	0	0	---	0	0
Totals	126	90	32	4	.968	6	0	1.000	1	0										
Opponents	125	87	32	6	.952	5	1	.833	0	0										



SEASON/CAREER-HIGHS

Multiple-Hit Games

Player	2	3	4	5+	Total
Claudia Gallo	2	-	-	-	2
Ashley Ellis	1	1	-	-	2
Rachel Anderson	-	-	1	-	1
Madison Harris	-	1	-	-	1
Austine Pauley	-	-	1	-	1
Kaylee Anderson	-	1	-	-	1

Multiple-RBI Games

Player	2	3	4	5+	Total
Ashley Ellis	1	-	2	-	3
Rachel Anderson	-	1	1	-	2
Ashley Emert	1	-	-	-	1
Kaylee Anderson	1	-	-	-	1
Addison Barnouski	1	-	-	-	1
Madison Harris	1	-	-	-	1
Austine Pauley	1	-	-	-	1

Inning-by-Inning Summary

Inning	SEMO	Opp.
First	1	2
Second	2	1
Third	4	5
Fourth	5	1
Fifth	6	4
Sixth	11	2
Seventh	7	6
Extra	4	3
Totals	40	24

Inning-by-Inning Summary (OVC Games)

Inning	SEMO	Opp.
First	-	-
Second	-	-
Third	-	-
Fourth	-	-
Fifth	-	-
Sixth	-	-
Seventh	-	-
Extra	-	-
Totals	-	-

Current Hitting Streaks

Player	Games	Started
Anna Griffin	4	2/14
Ashley Ellis	3	2/14

Current Reached Base Streaks

Player	Games	Started
Six tied with	4	2/14

Career Multiple-Hit Games

Player	2	3	4	5+	Total
Rachel Anderson	45	16	1	-	62
Ashley Ellis	27	6	-	-	33
Addison Barnouski	28	3	-	-	31
Claudia Gallo	14	3	-	-	17
Madison Harris	6	2	-	-	8
Kaylee Anderson	5	1	-	-	6
Rachael Donald	3	-	-	-	3
Chelsy Pena	3	-	-	-	3
Austine Pauley	-	-	1	-	1

Career Multiple-RBI Games

Player	2	3	4	5+	Total
Rachel Anderson	17	10	4	-	31
Ashley Ellis	12	8	6	1	27
Addison Barnouski	17	7	-	-	24
Claudia Gallo	10	-	1	-	11
Kaylee Anderson	6	-	1	-	7
Madison Harris	4	-	-	-	4
Rachael Donald	3	-	-	-	3
Chelsy Pena	3	-	-	-	3
Austine Pauley	1	-	-	-	1
Ashley Emert	1	-	-	-	1

14 Kaylee Anderson

2020 Hitting Season-Highs

At-Bats.....	3, 3x, last vs. Kennesaw State (2/14)
Runs.....	2, vs. Purdue Fort Wayne (2/14)
Hits.....	3, vs. Purdue Fort Wayne (2/14)
Doubles.....	1, vs. Southern Mississippi (2/15)
Triples.....	-
Home Runs.....	1, vs. Purdue Fort Wayne (2/14)
RBI.....	2, vs. Purdue Fort Wayne (2/14)
Stolen Bases.....	1, 2x, last at Troy (2/15)

2020 Pitching Season-Highs

Innings Pitched.....	4.0, at Troy (2/15)
Fewest Hits.....	1, vs. Kennesaw State (2/14)
Most Hits.....	8, vs. Purdue Fort Wayne (2/14)
Fewest Runs.....	0, at Troy (2/15)
Most Runs.....	9, vs. Purdue Fort Wayne (2/14)
Fewest Walks.....	0, at Troy (2/15)
Strikeouts.....	3, vs. Purdue Fort Wayne (2/14)

Hitting Career-Highs

At-Bats.....	4, 6x, last vs. Jacksonville State (5/10/19)
Runs.....	2, 5x, last vs. Purdue Fort Wayne (2/14/20)
Hits.....	3, vs. Purdue Fort Wayne (2/14/20)
Doubles.....	2, vs. Saint Louis (4/17/19)
Triples.....	1, vs. Drake (2/22/19)
Home Runs.....	1, 2x, last vs. Purdue Fort Wayne (2/14/20)
RBI.....	4, at Tennessee State (3/23/19)
Stolen Bases.....	1, 6x, last at Troy (2/15/20)

Pitching Career-Highs

Innings Pitched.....	4.0, 5x, last at Troy (2/15/20)
Fewest Hits.....	0, 3x, last vs. Jacksonville State (5/11/19)
Most Hits.....	8, 2x, last vs. Purdue Fort Wayne (2/14/20)
Fewest Runs.....	0, 11x, last at Troy (2/15/20)
Most Runs.....	9, vs. Purdue Fort Wayne (2/14/20)
Fewest Walks.....	0, 14x, last at Troy (2/15/20)
Strikeouts.....	5, at Tennessee Tech (4/26/19)

2 Rachel Anderson

2020 Season-Highs

At-Bats.....	5, vs. Purdue Fort Wayne (2/14)
Runs.....	3, vs. Purdue Fort Wayne (2/14)
Hits.....	4, vs. Purdue Fort Wayne (2/14)
Doubles.....	-
Triples.....	1, 2x, last at Troy (2/15)
Home Runs.....	1, vs. Purdue Fort Wayne (2/14)
RBI.....	4, at Troy (2/15)
Stolen Bases.....	1, at Troy (2/15)

Career-Highs

At-Bats.....	5, 4x, last vs. Purdue Fort Wayne (2/14/20)
Runs.....	3, 10x, last vs. Purdue Fort Wayne (2/14/20)
Hits.....	4, vs. Purdue Fort Wayne (2/14/20)
Doubles.....	2, at SIU Edwardsville (4/6/19)
Triples.....	2, 2x, last at Alcorn State (2/25/17)
Home Runs.....	1, 22x, last vs. Purdue Fort Wayne (2/14/20)
RBI.....	4, 4x, last at Troy (2/15/20)
Stolen Bases.....	3, 2x, last at Tennessee State (3/23/19)

12 Addison Barnouski

2020 Season-Highs

At-Bats.....	4, vs. Southern Mississippi (2/15)
Runs.....	2, 2x, last at Troy (2/15)
Hits.....	1, 3x, last at Troy (2/15)
Doubles.....	-
Triples.....	-
Home Runs.....	-
RBI.....	2, at Troy (2/15)
Stolen Bases.....	-

Career-Highs

At-Bats.....	4, 22x, last vs. Southern Mississippi (2/15/20)
Runs.....	3, at Murray State (4/8/18)
Hits.....	3, 3x, last vs. Detroit Mercy (3/17/19)
Doubles.....	1, 21x, last vs. Eastern Illinois (4/20/19)
Triples.....	1, 2x, last vs. Tennessee State (4/28/18)
Home Runs.....	1, 17x, last at Missouri (4/23/19)
RBI.....	3, 7x, last vs. Eastern Kentucky (5/10/19)
Stolen Bases.....	2, 3x, last at Tennessee State (3/23/19)

Pitching Career-Highs

Innings Pitched.....	2.0, vs. Jarvis Christian College (2/11/17)
Fewest Hits.....	1, at Jackson State (2/12/17)
Most Hits.....	4, 2x, last vs. Middle Tennessee (2/17/17)
Fewest Runs.....	0, at Jackson State (2/12/17)
Most Runs.....	4, vs. Middle Tennessee (2/17/17)
Fewest Walks.....	0, 2x, last at Jackson State (2/12/17)
Strikeouts.....	1, vs. Middle Tennessee (2/17/17)

7 Karsyn Davis

2020 Season/Career-Highs

At-Bats.....	-
Runs.....	-
Hits.....	-
Doubles.....	-
Triples.....	-
Home Runs.....	-
RBI.....	-
Stolen Bases.....	-

6 Marisa Davis

2020 Season-Highs

Innings Pitched.....	2.1, at Troy (2/15)
Fewest Hits.....	1, 2x, last at Troy (2/15)
Most Hits.....	1, 2x, last at Troy (2/15)
Fewest Runs.....	1, 2x, last at Troy (2/15)
Most Runs.....	1, 2x, last at Troy (2/15)
Fewest Walks.....	1, 2x, last at Troy (2/15)
Strikeouts.....	1, 2x, last at Troy (2/15)

Career-Highs

Innings Pitched.....	3.0, 2x, last vs. Murray State (4/15/19)
Fewest Hits.....	0, 2x, last vs. Maine (3/10/19)
Most Hits.....	4, 2x, last vs. Omaha (3/16/19)
Fewest Runs.....	0, 10x, at Ole Miss (5/18/19)
Most Runs.....	4, 2x, last at Central Arkansas (3/1/19)
Fewest Walks.....	0, 9x, last at Ole Miss (3/16/19)
Strikeouts.....	3, 2x, last vs. Omaha (3/16/19)



SEASON/CAREER-HIGHS

24 Rachael Donald

2020 Season-Highs	
At-Bats.....	2, 3x, last at Troy (2/15)
Runs	-
Hits	1, 2x, last at Troy (2/15)
Doubles	-
Triples	-
Home Runs	-
RBI	-
Stolen Bases.....	-

Career-Highs	
At-Bats.....	4, 2x, last vs. Eastern Kentucky (4/1/19)
Runs	2, vs. Jarvis Christian College (2/11/17)
Hits	2, 3x, last vs. Missouri State (3/14/19)
Doubles	1, 3x, last vs. Maine (3/10/19)
Triples	-
Home Runs	-
RBI	2, 3x, last vs. UMKC (3/9/19)
Stolen Bases.....	1, at Alabama State (2/23/18)

26 Ashley Ellis

2020 Season-Highs	
At-Bats.....	6, vs. Purdue Fort Wayne (2/14)
Runs	3, vs. Purdue Fort Wayne (2/14)
Hits	3, vs. Purdue Fort Wayne (2/14)
Doubles	1, vs. Purdue Fort Wayne (2/14)
Triples	-
Home Runs	2, vs. Purdue Fort Wayne (2/14)
RBI	4, 2x, last vs. Southern Mississippi (2/15)
Stolen Bases.....	-

Career-Highs	
At-Bats.....	6, vs. Purdue Fort Wayne (2/14/20)
Runs	3, 2x, last vs. Purdue Fort Wayne (2/14/20)
Hits	3, 5x, last vs. Purdue Fort Wayne (2/14/20)
Doubles	3, vs. Morehead State (5/3/19)
Triples	1, 4x, last at Northern Iowa (2/9/19)
Home Runs	2, 4x, last vs. Purdue Fort Wayne (2/14/20)
RBI	5, at Jackson State (2/12/17)
Stolen Bases.....	1, 5x, last vs. Drake (2/23/19)

10 Ashley Emert

2020 Season-Highs	
At-Bats.....	3, vs. Kennesaw State (2/14)
Runs	1, vs. Purdue Fort Wayne (2/15)
Hits	1, vs. Purdue Fort Wayne (2/15)
Doubles	1, vs. Purdue Fort Wayne (2/15)
Triples	-
Home Runs	-
RBI	2, vs. Purdue Fort Wayne (2/14)
Stolen Bases.....	-

Career-Highs	
At-Bats.....	3, 2x, last vs. Kennesaw State (2/14/20)
Runs	1, 4x, last vs. Purdue Fort Wayne (2/14/20)
Hits	1, 2x, last vs. Purdue Fort Wayne (2/14/20)
Doubles	1, vs. Purdue Fort Wayne (2/14/20)
Triples	-
Home Runs	-
RBI	2, vs. Purdue Fort Wayne (2/14/20)
Stolen Bases.....	1, 2x, last vs. Eastern Kentucky (4/1/19)

5 Alexis Estes

2020 Season-Highs	
Innings Pitched.....	2.2, vs. Purdue Fort Wayne (2/14)
Fewest Hits.....	0, at Troy (2/15)
Most Hits.....	3, vs. Purdue Fort Wayne (2/14)
Fewest Runs.....	0, vs. Kennesaw State (2/14)
Most Runs.....	2, 2x, last at Troy (2/15)
Fewest Walks.....	1, vs. Kennesaw State (2/14)
Strikeouts.....	3, vs. Purdue Fort Wayne (2/14)

Career-Highs	
Innings Pitched.....	7.0, 3x, last vs. Eastern Kentucky (4/23/17)
Fewest Hits.....	0, 8x, last at Troy (2/15/20)
Most Hits.....	13, at Missouri (4/18/17)
Fewest Runs.....	0, 23x, last vs. Kennesaw State (2/14/20)
Most Runs.....	8, at Missouri (4/18/17)
Fewest Walks.....	0, 14x, last vs. Eastern Kentucky (5/10/19)
Strikeouts.....	8, 2x, last vs. Eastern Kentucky (4/23/17)

4 Claudia Gallo

2020 Season-Highs	
At-Bats.....	4, 2x, last at Troy (2/15)
Runs	2, at Troy (2/15)
Hits	2, 2x, last vs. Southern Mississippi (2/15)
Doubles	-
Triples	-
Home Runs	-
RBI	1, 2x, last vs. Southern Mississippi (2/15)
Stolen Bases.....	1, vs. Southern Mississippi (2/15)

Career-Highs	
At-Bats.....	4, 12x, last at Troy (2/15/20)
Runs	3, at Northern Iowa (2/9/19)
Hits	3, vs. Murray State (4/9/17)
Doubles	1, 11x, last vs. Murray State (4/15/19)
Triples	1, 7x, last at Saint Louis (5/1/19)
Home Runs	1, 13x, last vs. Eastern Kentucky (5/10/19)
RBI	4, vs. Eastern Illinois (4/20/19)
Stolen Bases.....	1, 14x, last vs. Southern Mississippi (2/15/20)

27 Anna Griffin

2020 Season-Highs	
At-Bats.....	3, 2x, last at Troy (2/15)
Runs	-
Hits	1, 4x, last at Troy (2/15)
Doubles	1, vs. Kennesaw State (2/14)
Triples	-
Home Runs	-
RBI	1, 4x, last at Troy (2/15)
Stolen Bases.....	-

Career-Highs	
At-Bats.....	4, at Central Arkansas (3/1/19)
Runs	1, 3x, last at Tennessee State (3/23/19)
Hits	1, 4x, last at Tennessee State (3/23/19)
Doubles	1, 2x, last vs. Kennesaw State (2/14/20)
Triples	-
Home Runs	1, 2x, last at Central Arkansas (3/1/19)
RBI	1, 6x, last at Troy (2/15/20)
Stolen Bases.....	-

18 Keira Hance

2020 Season/Career-Highs	
At-Bats.....	2, vs. Purdue Fort Wayne (2/14)
Runs	1, at Troy (2/15)
Hits	-
Doubles	-
Triples	-
Home Runs	-
RBI	-
Stolen Bases.....	-

22 Madison Harris

2020 Season-Highs	
At-Bats.....	3, 2x, last at Troy (2/15)
Runs	1, 3x, last at Troy (2/15)
Hits	3, at Troy (2/15)
Doubles	-
Triples	1, at Troy (2/15)
Home Runs	-
RBI	2, at Troy (2/15)
Stolen Bases.....	-

Career-Highs	
At-Bats.....	4, 6x, last at Murray State (4/8/18)
Runs	2, 4x, last vs. Coppin State (3/2/19)
Hits	3, 2x, last at Troy (2/15/20)
Doubles	1, 2x, last vs. Eastern Illinois (4/1/17)
Triples	1, 3x, last at Troy (2/15/20)
Home Runs	1, 2x, last vs. Murray State (4/15/19)
RBI	2, 5x, last at Troy (2/15/20)
Stolen Bases.....	1, 9x, last at Jacksonville State (4/28/19)

19 Paytience Holman

2020 Season/Career-Highs	
Innings Pitched.....	7.0, vs. Southern Mississippi (2/15)
Fewest Hits.....	4, vs. Southern Mississippi (2/15)
Most Hits.....	6, vs. Purdue Fort Wayne (2/14)
Fewest Runs.....	0, vs. Southern Mississippi (2/15)
Most Runs.....	5, vs. Kennesaw State (2/14)
Fewest Walks.....	1, vs. Purdue Fort Wayne (2/14)
Strikeouts.....	10, vs. Southern Mississippi (2/15)

11 Danina Marton

2020 Season-Highs	
At-Bats.....	-
Runs	1, at Troy (2/15)
Hits	-
Doubles	-
Triples	-
Home Runs	-
RBI	-
Stolen Bases.....	-

Career-Highs	
At-Bats.....	3, 2x, last vs. UMKC (3/9/19)
Runs	1, 4x, last at Troy (2/15/20)
Hits	1, 3x, last at Tennessee State (3/23/19)
Doubles	1, vs. UMKC (3/9/19)
Triples	-
Home Runs	-
RBI	1, 2x, last at Tennessee State (3/23/19)
Stolen Bases.....	-

15 Austine Pauley

2020 Season/Career-Highs	
At-Bats.....	5, vs. Purdue Fort Wayne (2/14)
Runs	2, vs. Purdue Fort Wayne (2/14)
Hits	4, vs. Purdue Fort Wayne (2/14)
Doubles	1, vs. Southern Mississippi (2/15)
Triples	-
Home Runs	1, vs. Purdue Fort Wayne (2/14)
RBI	2, vs. Purdue Fort Wayne (2/14)
Stolen Bases.....	1, vs. Purdue Fort Wayne (2/14)

21 Chelsy Pena

2020 Season-Highs	
At-Bats.....	4, vs. Purdue Fort Wayne (2/14)
Runs	1, 3x, last at Troy (2/15)
Hits	1, at Troy (2/15)
Doubles	-
Triples	-
Home Runs	-
RBI	1, vs. Purdue Fort Wayne (2/14)
Stolen Bases.....	-

Career-Highs	
At-Bats.....	4, 2x, last vs. Purdue Fort Wayne (2/14/20)
Runs	2, vs. UMKC (3/8/19)
Hits	2, 2x, last vs. Omaha (3/17/19)
Doubles	2, vs. Coppin State (3/2/19)
Triples	-
Home Runs	-
RBI	2, 3x, last vs. Murray State (4/15/19)
Stolen Bases.....	2, vs. Louisiana-Monroe (3/1/19)



SEASON/CAREER-HIGHS

8 Abby Rollet

2020 Season/Career-Highs

At-Bats.....	-
Runs	-
Hits	-
Doubles.....	-
Triples	-
Home Runs	-
RBI.....	-
Stolen Bases.....	-

9 Rachel Rook

2020 Season-Highs

Innings Pitched.....	-
Fewest Hits.....	-
Most Hits.....	-
Fewest Runs.....	-
Most Runs.....	-
Fewest Walks.....	-
Strikeouts.....	-

Career-Highs

Innings Pitched.....	7.0, at Kansas (3/8/19)
Fewest Hits.....	0, 19x, last at Ole Miss (5/18/19)
Most Hits.....	8, vs. Missouri State (3/2/19)
Fewest Runs.....	0, 31x, last vs. Chattanooga (5/18/19)
Most Runs.....	5, vs. Missouri State (3/2/19)
Fewest Walks.....	0, 28x, last vs. Chattanooga (5/18/19)
Strikeouts.....	12, vs. Morehead State (5/3/19)

16 Carlie Sanders

2020 Season/Career-Highs

At-Bats.....	-
Runs	-
Hits	-
Doubles.....	-
Triples	-
Home Runs	-
RBI.....	-
Stolen Bases.....	-

3 Kimmy Wallen

2020 Season/Career-Highs

At-Bats.....	4, vs. Purdue Fort Wayne (2/14)
Runs	1, at Troy (2/15)
Hits	1, at Troy (2/15)
Doubles.....	-
Triples	-
Home Runs	-
RBI.....	-
Stolen Bases.....	-

20 Leaha Wininger

2020 Season-Highs

At-Bats.....	-
Runs	1, vs Purdue Fort Wayne (2/14)
Hits	-
Doubles.....	-
Triples	-
Home Runs	-
RBI.....	-
Stolen Bases.....	-

Career-Highs

At-Bats.....	3, vs. Coppin State (3/2/19)
Runs	1, 3x, last vs. Purdue Fort Wayne (2/14/20)
Hits	-
Doubles.....	-
Triples	-
Home Runs	-
RBI.....	-
Stolen Bases.....	1, vs. Coppin State (3/2/19)



GAME-BY-GAME LINEUPS

<u>Opponent</u>	<u>P</u>	<u>C</u>	<u>1B</u>	<u>2B</u>	<u>3B</u>	<u>SS</u>	<u>LF</u>	<u>CF</u>	<u>RF</u>	<u>DP</u>
Kennesaw State	Holman	Donald	Ellis	K. Anderson	Pauley	Emert	Gallo	R. Anderson	Harris	Wallen
Purdue Fort Wayne	Estes	Pena	Ellis	K. Anderson	Barnouski	Pauley	Gallo	R. Anderson	Wallen	Griffin
Southern Mississippi	Holman	Donald	Ellis	K. Anderson	Barnouski	Pauley	Gallo	R. Anderson	Harris	Griffin
Troy	Estes	Donald	Ellis	K. Anderson	Barnouski	Pauley	Gallo	R. Anderson	Harris	Griffin
South Carolina State										
Alabama State										
Howard										
Grambling State										
South Carolina State										
Kansas City										
Kansas City										
Kansas City										
Mississippi Valley State										
Bryant										
Mississippi State										
Saint Louis										
Iowa										
South Florida										
Ohio										
Eastern Illinois										
Eastern Illinois										
Southern Illinois										
Morehead State										
Morehead State										
Eastern Kentucky										
Eastern Kentucky										
Tennessee State										
Tennessee State										
Belmont										
Belmont										
Missouri State										
SIU Edwardsville										
SIU Edwardsville										
UT Martin										
UT Martin										
Austin Peay										
Austin Peay										
Murray State										
Murray State										
Missouri										
Missouri										
Tennessee Tech										
Tennessee Tech										
Jacksonville State										
Jacksonville State										
Saint Louis										



GAME-BY-GAME HITTING

Opponent	AB	R	H	RBI	2B	3B	HR	BB	IBB	SB	CS	HBP	SAC	SF	GDP	K	PO	A	E	Avg
Southeast Missouri	23	4	3	3	1	1	0	7	0	0	0	4	0	0	0	7	21	13	2	.130
Kennesaw State	28	6	7	6	3	0	1	7	0	3	0	1	1	0	1	2	21	8	1	.250
Southeast Missouri	41	16	19	16	2	0	5	4	0	2	1	3	5	1	0	3	27	10	1	.344
Purdue Fort Wayne	43	15	18	13	3	0	3	7	0	1	0	0	2	0	1	8	27	11	1	.352
Southeast Missouri	26	7	9	6	2	0	1	6	0	1	0	0	0	1	0	6	21	3	1	.344
Southern Mississippi	25	0	4	0	0	0	0	2	0	0	0	0	0	0	0	10	18	3	3	.302
Southeast Missouri	29	13	10	12	0	2	1	8	0	2	0	2	0	1	0	6	21	6	0	.345
Troy	24	3	3	3	0	0	1	6	0	2	0	0	0	0	0	3	21	10	1	.267
Southeast Missouri																				
South Carolina State																				
Southeast Missouri																				
Alabama State																				
Southeast Missouri																				
Howard																				
Southeast Missouri																				
Grambling State																				
Southeast Missouri																				
South Carolina State																				
Southeast Missouri																				
Kansas City																				
Southeast Missouri																				
Kansas City																				
Southeast Missouri																				
Kansas City																				
Southeast Missouri																				
Mississippi Valley State																				
Southeast Missouri																				
Bryant																				
Southeast Missouri																				
TBA																				
Southeast Missouri																				
Mississippi State																				
Southeast Missouri																				
TBA																				
Southeast Missouri																				
Saint Louis																				
Southeast Missouri																				
Iowa																				
Southeast Missouri																				
South Florida																				
Southeast Missouri																				
TBA																				
Southeast Missouri																				
Ohio																				
Southeast Missouri																				
TBA																				
Southeast Missouri																				
Eastern Illinois																				
Southeast Missouri																				
Eastern Illinois																				
Southeast Missouri																				
Southern Illinois																				
Southeast Missouri																				
Morehead State																				
Southeast Missouri																				
Morehead State																				
Southeast Missouri																				
Eastern Kentucky																				
Southeast Missouri																				
Eastern Kentucky																				



GAME-BY-GAME HITTING

Southeast Missouri	
Tennessee State	
Southeast Missouri	
Tennessee State	
Southeast Missouri	
Belmont	
Southeast Missouri	
Belmont	
Southeast Missouri	
Missouri State	
Southeast Missouri	
SIU Edwardsville	
Southeast Missouri	
SIU Edwardsville	
Southeast Missouri	
UT Martin	
Southeast Missouri	
UT Martin	
Southeast Missouri	
Austin Peay	
Southeast Missouri	
Austin Peay	
Southeast Missouri	
Murray State	
Southeast Missouri	
Murray State	
Southeast Missouri	
Missouri	
Southeast Missouri	
Missouri	
Southeast Missouri	
Tennessee Tech	
Southeast Missouri	
Tennessee Tech	
Southeast Missouri	
Jacksonville State	
Southeast Missouri	
Jacksonville State	
Southeast Missouri	
Saint Louis	



GAME-BY-GAME PITCHING

Opponent	IP	H	R	ER	BB	SO	2B	3B	HR	WP	BK	HBP	DP	IBB	Score	W-L	SV	ERA
Southeast Missouri	7.0	7	6	6	7	2	3	0	1	1	0	1	1	0	4-6	0-1	0	6.00
Kennesaw State	7.0	3	4	3	7	7	1	1	0	0	0	4	0	0	6-4	1-0	1	3.00
Southeast Missouri	9.0	18	15	10	7	8	3	0	3	2	0	0	1	0	16-15	1-1	0	7.00
Purdue Fort Wayne	9.0	19	16	13	4	3	2	0	5	0	0	3	0	0	15-16	1-1	1	7.00
Southeast Missouri	7.0	4	0	0	2	10	0	0	0	0	0	0	1	0	7-0	2-1	0	4.87
Southern Mississippi	6.0	9	7	6	6	6	2	0	1	0	0	0	0	0	0-7	1-2	1	7.00
Southeast Missouri	7.0	3	3	3	6	3	0	0	1	1	0	0	0	0	13-3	3-1	0	4.43
Troy	7.0	10	13	12	8	6	0	2	1	0	0	2	0	0	3-13	1-3	1	8.21
Southeast Missouri																		
South Carolina State																		
Southeast Missouri																		
Alabama State																		
Southeast Missouri																		
Howard																		
Southeast Missouri																		
Grambling State																		
Southeast Missouri																		
South Carolina State																		
Southeast Missouri																		
Kansas City																		
Southeast Missouri																		
Kansas City																		
Southeast Missouri																		
Kansas City																		
Southeast Missouri																		
Mississippi Valley State																		
Southeast Missouri																		
Bryant																		
Southeast Missouri																		
TBA																		
Southeast Missouri																		
Mississippi State																		
Southeast Missouri																		
TBA																		
Southeast Missouri																		
Saint Louis																		
Southeast Missouri																		
Iowa																		
Southeast Missouri																		
South Florida																		
Southeast Missouri																		
TBA																		
Southeast Missouri																		
Ohio																		
Southeast Missouri																		
TBA																		
Southeast Missouri																		
Eastern Illinois																		
Southeast Missouri																		
Eastern Illinois																		
Southeast Missouri																		
Southern Illinois																		
Southeast Missouri																		
Morehead State																		
Southeast Missouri																		
Morehead State																		
Southeast Missouri																		
Eastern Kentucky																		
Southeast Missouri																		
Eastern Kentucky																		



GAME-BY-GAME PITCHING

Southeast Missouri
 Tennessee State
 Southeast Missouri
 Tennessee State
 Southeast Missouri
 Belmont
 Southeast Missouri
 Belmont
 Southeast Missouri
 Missouri State
 Southeast Missouri
 SIU Edwardsville
 Southeast Missouri
 SIU Edwardsville
 Southeast Missouri
 UT Martin
 Southeast Missouri
 UT Martin
 Southeast Missouri
 Austin Peay
 Southeast Missouri
 Austin Peay
 Southeast Missouri
 Murray State
 Southeast Missouri
 Murray State
 Southeast Missouri
 Missouri
 Southeast Missouri
 Missouri
 Southeast Missouri
 Tennessee Tech
 Southeast Missouri
 Tennessee Tech
 Southeast Missouri
 Jacksonville State
 Southeast Missouri
 Jacksonville State
 Southeast Missouri
 Saint Louis



MISCELLANEOUS STATISTICS

Hitting Game Highs

At bats:	41
Runs scored:	16
Hits:	19
RBIs:	16
Doubles:	2
Triples:	2
Home runs:	5
Total bases:	36
Walks:	8
Strikeouts:	7
Sac hits:	5
Sac flies:	1
Stolen bases:	2
Hit by pitch:	4
Caught stealing:	1
Runners LOB:	13

Fielding Game Highs

Putouts:	27
Assists:	13
Errors:	2
Passed balls:	1
DPs turned:	1

Pitching Game Highs

Innings pitched:	9.0
Runs allowed:	15
Earned runs:	10
Walks allowed:	7
Strikeouts:	10
Hits allowed:	18
Doubles allowed:	3
Homers allowed:	3
Wild pitches:	2
Hit batters:	1

Individual Hitting Game Highs

At bats:	6
Runs scored:	3
Hits:	4
Doubles:	1
Triples:	1
Home runs:	2
Total bases:	10
Walks:	2
Strikeouts:	3
Sac hits:	1
Sac flies:	1
Stolen bases:	1
Hit by pitch:	2
Caught stealing:	1
Runners LOB:	7

Individual Fielding Game Highs

Putouts:	14
Assists:	5
Errors:	1
Passed balls:	1

Individual Pitching Game Highs

Innings pitched:	7.0
Runs allowed:	9
Earned runs:	5
Strikeouts:	10
Hits allowed:	8
Doubles allowed:	3
Homers allowed:	1
Wild pitches:	2
Hit batters:	1

vs Purdue Fort Wayne (02-14-20 at Troy, Ala.)
vs Purdue Fort Wayne (02-14-20 at Troy, Ala.)
vs Purdue Fort Wayne (02-14-20 at Troy, Ala.)
vs Purdue Fort Wayne (02-14-20 at Troy, Ala.)
(2 games)
at Troy (02-15-20)
vs Purdue Fort Wayne (02-14-20 at Troy, Ala.)
vs Purdue Fort Wayne (02-14-20 at Troy, Ala.)
at Troy (02-15-20)
vs Kennesaw State (02-14-20 at Troy, Ala.)
vs Purdue Fort Wayne (02-14-20 at Troy, Ala.)
(3 games)
(2 games)
vs Kennesaw State (02-14-20 at Troy, Ala.)
vs Purdue Fort Wayne (02-14-20 at Troy, Ala.)
vs Purdue Fort Wayne (02-14-20 at Troy, Ala.)

vs Purdue Fort Wayne (02-14-20 at Troy, Ala.)
vs Kennesaw State (02-14-20 at Troy, Ala.)
vs Kennesaw State (02-14-20 at Troy, Ala.)
vs Southern Miss (02-15-20 at Troy, Ala.)
(3 games)

vs Purdue Fort Wayne (02-14-20 at Troy, Ala.)
vs Purdue Fort Wayne (02-14-20 at Troy, Ala.)
vs Purdue Fort Wayne (02-14-20 at Troy, Ala.)
(2 games)
vs Southern Miss (02-15-20 at Troy, Ala.)
vs Purdue Fort Wayne (02-14-20 at Troy, Ala.)
(2 games)
vs Purdue Fort Wayne (02-14-20 at Troy, Ala.)
vs Purdue Fort Wayne (02-14-20 at Troy, Ala.)
vs Kennesaw State (02-14-20 at Troy, Ala.)

ELLIS, Ashley vs Purdue Fort Wayne (02-14-20)
(2 games)
(5 games)
(5 games)
(3 games)
ELLIS, Ashley vs Purdue Fort Wayne (02-14-20)
ELLIS, Ashley vs Purdue Fort Wayne (02-14-20)
(4 games)
BARNOUSKI, Addison vs Southern Miss (02-15-20)
(5 games)
(3 games)
(5 games)
ANDERSON, Kaylee at Troy (02-15-20)
PENA, Chelsy vs Purdue Fort Wayne (02-14-20)
BARNOUSKI, Addison vs Southern Miss (02-15-20)

ELLIS, Ashley vs Kennesaw State (02-14-20)
PAULEY, Austine vs Kennesaw State (02-14-20)
(4 games)
DONALD, Rachael vs Southern Miss (02-15-20)

HOLMAN, Paytience vs Southern Miss (02-15-20)
ANDERSON, Kaylee vs Purdue Fort Wayne (02-14-20)
(3 games)
HOLMAN, Paytience vs Southern Miss (02-15-20)
ANDERSON, Kaylee vs Purdue Fort Wayne (02-14-20)
HOLMAN, Paytience vs Kennesaw State (02-14-20)
(5 games)
ESTES, Alexis vs Purdue Fort Wayne (02-14-20)
ANDERSON, Kaylee vs Kennesaw State (02-14-20)

Southeast Missouri's Record

Overall:	3-1
At Home:	0-0
On the Road:	1-0
At Neutral Sites:	2-1
Against Non-OVC Opponents:	3-1
Against OVC Opponents:	0-0
In Home OVC Games:	0-0
In Away OVC Games:	0-0
vs. Ranked Teams:	0-0
In February:	3-1
In March:	0-0
In April:	0-0
In May:	0-0
On Mondays:	0-0
On Tuesdays:	0-0
On Wednesdays:	0-0
On Thursdays:	0-0
On Fridays:	1-1
On Saturdays:	2-0
On Sundays:	0-0
In Day Games:	3-1
In Night Games:	0-0
In Extra Inning Games:	1-0
When Redhawks Score First:	2-1
When Opponents Score First:	1-0
vs. Left-Handed Starter:	0-0
vs. Right-Handed Starter:	3-1
In 1-Run Games:	1-0
In 2-Run Games:	0-1
In 5+ Run Games:	2-0
Shutouts:	1-0
When Leading After Six Innings:	3-0
When Trailing After Six Innings:	0-1
When Tied After Six Innings:	0-0
When Redhawks Starter Goes 6 or more Innings:	1-0
When Redhawks Get 10 or more Hits:	2-0
When Redhawks Outhit Opponents:	3-0
When Redhawks Get Outhit:	0-1
When Hits are Tied:	0-0
When Scoring 0-2 Runs:	0-0
When Scoring 3-5 Runs:	0-1
When Scoring 6-9 Runs:	1-0
When Scoring 10+ Runs:	2-0
When Opponents Score 0-2 Runs:	1-0
When Opponents Score 3-5 Runs:	1-0
When Opponents Score 6-9 Runs:	0-1
When Opponents Score 10+ Runs:	1-0
Without Hitting a Home Run:	0-1
When Hitting 1 Home Run:	2-0
When Hitting 2+ Home Runs:	1-0
Committing 0 Errors:	1-0
Committing 1 Error:	2-0
Committing 2+ Errors:	0-1



RECORD BOOK UPDATE

Batting Average

(minimum 200 AB)

1. .415	Rachel Anderson (202-486)	2017-pr.
2. .388	Lisa Kraxner (123-317)	1995-96
3. .379	Kim Palmer (163-430)	1996-98
4. .370	Jenny Oermann (231-624)	1996-99
5. .356	Alexis Anderson (101-284)	2013-15
6. .351	Megan McDonald (222-632)	2005-08
7. .350	Julie Hume (148-423)	1985-88
8. .347	Mykaela Arellanes (168-484)	2017-19
9. .344	Lisa Foster (78-227)	1988-89
10. .343	Chris Shetley (124-362)	1997-98

Slugging Percentage

(minimum 200 AB)

1. .712	Rachel Anderson (486 AB)	2017-pr.
2. .647	Kim Palmer (430 AB)	1996-98
3. .631	Michelle Summers (670 AB)	2005-08
4. .596	Lisa Kraxner (317 AB)	1995-96
5. .586	Chris Shetley (362 AB)	1997-98
6. .574	Megan McDonald (632 AB)	2005-08
7. .574	Haylee Krack (230 AB)	2014-16
8. .553	Alexis Anderson (284 AB)	2013-15
9. .524	Claudia Gallo (273 AB)	2017-pr.
10. .519	Mykaela Arellanes (484 AB)	2017-19

On-Base Percentage

(minimum 200 AB)

1. .505	Rachel Anderson (486 AB)	2017-pr.
2. .438	Lisa Kraxner (317 AB)	1995-96
3. .436	Mykaela Arellanes (484 AB)	2017-19
4. .436	Kim Palmer (430 AB)	1996-98
5. .427	Michelle Summers (670 AB)	2005-08
6. .410	Savannah Carpenter (455 AB)	2013-16
7. .407	Megan McDonald (632 AB)	2005-08
8. .405	Jenny Oermann (624 AB)	1996-99
9. .402	Alex Ramirez (512 AB)	2007-10
10. .400	Pat McDonagh (493 AB)	1984-87

Runs Scored

1. 161	Michelle Summers	2005-08
2. 135	Jenny Oermann	1996-99
3. 131	Rachel Anderson	2017-pr.
4. 123	Mykaela Arellanes	2017-19
5. 120	Karen Hudson	1989-92
6. 113	Amy Evers	1993-96
7. 109	Kim Palmer	1996-98
8. 107	Sarah Messex	2016-19
9. 102	Pat McDonagh	1984-87
10. 99	Megan McDonald	2005-08

Hits

1. 231	Jenny Oermann	1996-99
2. 228	Michelle Summers	2005-08
3. 222	Megan McDonald	2005-08
4. 208	Rachel Anderson	2017-pr.
5. 195	Tracie Eudaley	1984-87
6. 182	Carmen Fowler	2008-11
7. 178	Amy Evers	1993-96
8. 172	Renee Kertz	2009-12
9. 170	Renee Enos	1998-01
10. 168	Mykaela Arellanes	2017-19

Doubles

1. 47	Michelle Summers	2005-08
2. 46	Megan McDonald	2005-08
3. 40	Chris Shetley	1997-98
40	Shelley Trieb	1991-94
5. 39	Kelly Birk	2002-05
6. 37	Kim Palmer	1996-98
7. 34	Brooke Nett	2000-03
8. 33	Rachel Anderson	2017-pr.
33	Jodi Smith	1993-96
33	Renee Enos	1998-01

Triples

1. 26	Rachel Anderson	2017-pr.
1. 18	Kathy Rediger	1981-84
3. 13	Julie Hume	1985-88
13	Traci Wren	1992-95
5. 12	Kelsey White	1999-00
6. 11	Lisa Kraxner	1995-96
11	Debbie Kennedy	1981-82
8. 10	Lesley Mueller	1992-95
10	Tracie Eudaley	1984-87
10	Jayne Creek	1978-81

Home Runs

1. 48	Michelle Summers	2005-08
2. 31	Megan McDonald	2005-08
3. 30	Ashley Ellis	2017-pr.
4. 23	Lindsey Patterson	2012-15
5. 22	Rachel Anderson	2017-pr.
6. 21	Sarah Messex	2016-19
7. 20	Kim Palmer	1996-98
8. 18	Haylee Krack	2014-16
9. 17	Addison Barnouski	2017-pr.
17	Savannah Carpenter	2013-16

Runs Batted In

1. 132	Renee Kertz	2009-12
132	Michelle Summers	2005-08
3. 123	Rachel Anderson	2017-pr.
4. 120	Megan McDonald	2005-08
5. 119	Tracie Eudaley	1984-87
6. 111	Ashley Ellis	2017-pr.
111	Kim Palmer	1996-98
8. 108	Jenny Oermann	1996-99
9. 104	Shelley Trieb	1991-94
10. 103	Jodi Smith	1993-96
103	Carmen Fowler	2008-11

Total Bases

1. 423	Michelle Summers	2005-08
2. 363	Megan McDonald	2005-08
3. 359	Rachel Anderson	2017-pr.
4. 295	Jenny Oermann	1996-99
5. 278	Kim Palmer	1996-98
6. 262	Lindsey Patterson	2012-15
7. 251	Mykaela Arellanes	2017-19
8. 250	Tracie Eudaley	1984-87
9. 249	Carmen Fowler	2008-11
10. 246	Renee Kertz	2009-12

Walks

1. 88	Alex Ramirez	2007-10
2. 82	Rachel Anderson	2017-pr.
3. 81	Renee Kertz	2009-12
80	Michelle Summers	2005-08
5. 79	Tami Hebert	1997-00
6. 77	Sarah Messex	2016-19
7. 72	Mykaela Arellanes	2017-19
8. 65	Karen Hudson	1989-92

9. 59	Megan McDonald	2005-08
59	Lindsey Patterson	2012-15
59	Shelley Trieb	1991-94

Hit By Pitch

1. 35	Brooke Nett	2000-03
2. 29	Claudia Gallo	2017-pr.
3. 24	Michelle Summers	2005-08
4. 22	Shelby Stein	2009-12
5. 21	Sarah Messex	2016-19
6. 19	Lindsey Patterson	2012-15
7. 15	Haylee Krack	2014-16
15	Renee Kertz	2009-12
15	Victoria Torrez	2004-05
10. 13	Julie Davis	1992-95
13	Taylor Cowan	2011-13
13	Alex Ramirez	2007-10

Stolen Bases

1. 82	Lisa Thornton (82-91)	1987-90
2. 53	Julie Lehmbeck (53-57)	1992-93
3. 50	Rachel Anderson (50-70)	2017-pr.
4. 46	Pat McDonagh (46-56)	1984-87
5. 42	Mykaela Arellanes (42-48)	2017-19
6. 39	Twanda Moore (39-46)	1982-85
7. 38	Kaitlin Zink (38-45)	2011-13
8. 37	Evan Sallis (37-42)	2011-12
37	Cheyenne Gipson (37-43)	2011-12
10. 33	Julie Davis (33-38)	1992-95

Games Played

1. 216	Sarah Messex	2016-19
2. 214	Renee Kertz	2009-12
3. 213	Amy Evers	1993-96
4. 209	Carmen Fowler	2008-11
5. 208	Michelle Summers	2005-08
6. 207	Megan McDonald	2005-08
207	Karen Hudson	1989-92
8. 203	Shelley Trieb	1991-94
9. 202	Shelby Stein	2009-12
202	Tami Hebert	1997-00

Games Started

1. 216	Sarah Messex	2016-19
2. 214	Renee Kertz	2009-12
3. 209	Carmen Fowler	2008-11
4. 208	Michelle Summers	2005-08
5. 207	Megan McDonald	2005-08
6. 199	Jenny Oermann	1996-99
7. 195	Tami Hebert	1997-00
8. 194	Jennifer Vasquez	2007-10
9. 190	Lindsay Pickering	2004-07
10. 187	Renee Enos	1998-01

Current players in **Bold**