


YOUR REDHAWKS

2020 Baseball Media Guide



#LETSSOAR



**DO
YOU
HAVE
THE
WILL
TO**

serve all
community
members?



**SOUTHEAST MISSOURI
STATE UNIVERSITY • 1873**



TABLE OF CONTENTS

CREDITS

The 2020 Southeast Missouri Baseball Information Guide was written, edited, and designed by Assistant Strategic Communications Director Morgan Harding. Cover design by Veda Barnett and additional graphics assistance provided by Morgan Harding. Photography by Marc Mahnke, Wayne McPherson, Josh Russell, Morgan Harding and Charlie Balcom. Other editorial assistance by Associate Director of Athletics for Strategic Communications Jeff Honza, and Strategic Communications Graduate Assistant Eric Mueller. Special thanks to opposing sports information directors for contributing information and images for the opponents section of this guide. Logos and head shots of professional players courtesy of Major League Baseball organizations.

INTRO TO REDHAWK BASEBALL

Media Information	2-3
Capaha Field	4-7
Academic Excellence	8-9
Social Development	10-11
Competitive Success	12-13
Sports Medicine	14-15
Under Armour	16-17
President Carlos Vargas	18-19
Director of Athletics Brady Barke	20-21
Athletics Staff	22-24

SEASON PREVIEW

Season Preview	26-29
Meet the Team	30-31
Schedule	32

COACHES

Head Coach Andy Sawyers	34-35
Assistant Coaches	36-37

PLAYER BIOS

Returnees	40-50
Newcomers	51-55

YEAR IN REVIEW

2019 Final Statistics	58-63
Line Scores	64-67
Miscellaneous Statistics	68

OPPONENTS

2020 Opponents	70-72
All-Time Series	73-80

HISTORY AND RECORD BOOK

Hitting Records	82-83
Pitching Records	84-85
Miscellaneous Records	86
Coaching History	87
Annual Leaders	88-95
Year-By-Year Results	96-104
OVC Tournament History	105
Honors & Awards	106-107
All-Time Roster	108-111
MLB Draftees	112

THIS IS THE OVC

OVC History	114-115
2020 OVC Tournament	116-117
OVC Staff	118
OVC Map	119

THIS IS SEMO

University Pages	122-125
------------------------	---------



MEDIA

STRATEGIC COMMUNICATIONS

The Southeast Missouri Strategic Communications Office is always willing to assist the media with their coverage of Redhawks baseball. All media and credential requests should be made to Assistant Strategic Director Morgan Harding. Should you need any information, feel free to call any time, day or night. Harding can be reached at (573) 651-2294 (work) or (812) 306-8211 (mobile).

CREDENTIALS

Credentials are required for entrance to the Capaha Field Press Box. To request season or single-game credentials, please contact Southeast Missouri Assistant Strategic Communications Director Morgan Harding by phone (573) 651-2294 or email at mharding@semo.edu.

Southeast Missouri follows the guidelines set forth by the NCAA governing the issuance of credentials. Press credentials will be issued to accredited sports writers of daily and weekly newspapers. Photo passes will be issued to accredited members of the

photo media working for newspapers or television stations.

All credentials request should come from sports editors, directors, or anchors. Spouses, dates, and minors will not be permitted in the Capaha Field press box. Any unauthorized use of credentials will result in revocation of credentials issued by Southeast Missouri State University and credentials requests will not be honored for future SEMO athletic events.

PRESS BOX

Media will be assigned seats as available. Contact Morgan Harding if you plan on attending a game in order to reserve a seat. Professional decorum is expected at all times in the Capaha Field Press Box. Cheering or outward expression is strictly prohibited.

PHOTOGRAPHERS

Photographers are encouraged to use caution when shooting at Capaha Field. Working photographers may shoot between dugouts. Please be aware of foul balls in those areas. For further questions, ask Morgan Harding.

INTERVIEW REQUEST

All interview requests for Southeast Missouri student-athletes and coaches must be arranged through the Southeast Missouri Strategic Communications office. Request can be made by calling Morgan Harding (573) 651-2294. Harding can also be reached by email at mharding@semo.edu or on her cell at (812) 306-8211.

POSTGAME INTERVIEW

All interview requests for Southeast Missouri student-athletes and coaches must be made to a member of the Southeast Strategic Communications staff prior to the end of each game. Sawyers will meet with media immediately following his postgame radio obligation with the Redhawks Radio Network.

BASEBALL EMAIL LIST

If you would like to be added to the Southeast Missouri baseball email list to receive breaking news about the team, please email Morgan Harding at mharding@semo.edu. The official athletics website, GoSoutheast.com,

is the best source for up-to-date team information.

GAME DAY SERVICES

Statistics, rosters, and game notes will be provided prior to each game. Final box scores will be distributed after all contests. The Capaha press box is equipped with wireless internet. A member of the Strategic Communications staff will provide login information.

PARKING

There is no designated parking at Capaha Field. Parking is on a first-come, first-serve basis, so please arrive early. Please be aware that foul balls could be hit into the parking lots, so cars may be hit.

LIVE STATS SERVICES

Live stats are available for free, provided by StatBroadcast. Live stat links for each home game are available on GoSoutheast.com. Live stats are also available for free on mobile devices at SoutheastStats.com.



GOSOUTHEAST



@GOSOUTHEAST
@SEMOBASEBALL



GOSOUTHEAST



SEMOREDRAHKS



#LETSSOAR

SEMO ESPN

Erik Sean is in his 22nd year as the "Voice of the Redhawks". Sean is the Director of Sports Operations for Mississippi River Radio's eight radio stations in Cape Girardeau. Jess Bolen will again assist Sean on the Redhawks Radio Network this year. Fans can listen to all games on SEMO ESPN 1220 AM.

THE REDHAWKS ON ESPN+

The Ohio Valley Conference and ESPN reached an extension of their media rights agreement, which includes a minimum of 600 conference events on ESPN+, the recently launched multi-sport, director-to-consumer subscription streaming service from The Walt Disney Company Direct-to-Consumer & International segment and ESPN. Select Southeast Missouri home and away games will air live on ESPN+. ESPN+ is the first-ever multiple-sport, direct-to-consumer subscription streaming service from The Walt Disney Company's Direct-to-Consumer and International division in partnership with ESPN. It offers fans thousands of additional live events, on-demand content and original programming not available on ESPN's linear TV or digital networks. ESPN+ is an integrated part of the completely redesigned ESPN App. Already the leading sports app, the new ESPN App is the premier all-in-one digital sports platform for fans across mobile and tv-connected devices. ESPN+ is also available through ESPN.com.

INFORMATION

STRATEGIC COMMUNICATIONS



JEFF HONZA, ASSISTANT ATHLETICS DIRECTOR FOR STRATEGIC COMMUNICATIONS

Football, Men's Basketball, Softball, Administration

Office: (573) 651-2933

Cell: (618) 528-1145

Email: jhonza@semo.edu, redhawk1@me.com



MORGAN HARDING, ASSISTANT DIRECTOR OF STRATEGIC COMMUNICATIONS

Soccer, Women's Basketball, Baseball, Secondary Volleyball, Secondary Gymnastics

Office: (573) 651-2294

Cell: (812) 306-8211

Email: mharding@semo.edu



ERIC MUELLER, GRADUATE ASSISTANT

Volleyball, Cross Country, Gymnastics, Track & Field, Tennis

Office: (573) 651-2937

Cell: (630) 267-5145

Email: ejmueller@semo.edu

SOUTHEAST MISSOURI STRATEGIC COMMUNICATIONS

One University Plaza MS 0200

Cape Girardeau, MO 63701

Phone: (573) 651-2294

Fax: (573) 651-2810

GOSOUTHEAST.COM



GOSOUTHEAST.COM



CAPAHA

Capaha Field is the home of Southeast Missouri Baseball.

Located just two blocks west of Southeast's campus, Capaha Field is owned and operated by the City of Cape Girardeau.

Southeast Missouri announced the opening of its 4,000-square foot baseball training facility adjacent to Capaha Field. The facility allows athletes to come and go despite unruly weather.

The \$400,000 facility can be manipulated to fit up to four cages. There are portable pitching mounds, as well as HitTrax and Rapsodo technology to help improve overall player performance.

The HitTrax program provides real-time stats and performance metrics. It measures exit velocity, launch angle and strike zone analysis.

Meanwhile, the Rapsodo program provides instant data on pitch velocity, spin rate and release angle. In addition, the program also has strike zone analysis and can track progress over time with historical and statistical analytics.

Capaha Field underwent a \$18 million renovation that featured all-new synthetic turf prior to the 2017 season. Other upgrades at this time included a new state-of-the-art scoreboard equipped with video capabilities, a new outfield fence and new bullpens. Other improvements

involved new paint and fencing around the field.

In addition to the ball field, Capaha Park features playgrounds, a pond, picnic areas, and a recently added disc golf course.

Redhawk fans enjoy watching the Redhawks from the hillsides behind the first base dugout and beyond the left field wall. Southeast consistently leads the Ohio Valley Conference in home attendance every year.

Capaha Field includes a state-of-the-art press box which was completed for the start of the 2006 season. This press box, which is fully equipped with televisions, a kitchen/lounge area and restrooms, gives staff and media an excellent view behind home plate.

The dimensions of Capaha Field are 330 feet down the lines, 375 to the alleys, and 400 to straightaway center field. The fence running along the outfield is nine feet high.

Southeast Baseball has called Capaha Field home since the program's inception in 1959.

Over the last 12 years, over 160,000 fans have come to Capaha to watch Southeast Missouri baseball in 315 home contests. In those contests, SEMO is 202-113.

In each of the last 12 seasons, over 10,000 fans have flocked to Capaha Field. Southeast had just over 17,000 fans attend games last season, with an average with 658 attending each home contest.

In Southeast's Ohio Valley



FIELD

Conference championship seasons from 2014-2016, the Redhawks had over 46,000 fans (750 average) while going 47-16 (.746) at home.

Capaha Field also serves as the current home of the Capahas, the oldest amateur baseball team in America and the newly founded wooden bat league team, Cape Catfish.

Attendance at Capaha Field				
Year	Attendance	W-L	Total	Average
2007	10,190	20-10	30	340
2008	10,101	14-13	27	374
2009	11,021	16-13	29	380
2010	11,566	21-6	27	428
2011	10,782	19-7	26	415
2012	12,762	15-16	31	412
2013	11,557	14-17	31	373
2014	12,419	15-5	20	621
2015	12,044	14-5	19	634
2016	21,556	18-6	24	898
2017	20,456	18-7	25	818
2018	17,113	18-8	26	659
2019	14,966	17-15	32	467
Total	176,533	219-125	344	514







ACADEMIC

The Holcomb Success Center offers Southeast Missouri student-athletes a place to study and develop as students and campus leaders.

It is located in the Student Recreation Center, just south of Houck Field. The Holcomb Success Center offers a computer lab with 18 work terminals, study areas and rooms for group meetings. The facility houses the Southeast Academic Services staff and main weight room for Redhawk student-athletes.

The beautiful facility has enhanced the outstanding work in the classroom already enjoyed by Southeast student-athletes.

Last year, the Redhawks recorded a 3.17 cumulative grade

point average in the spring semesters. Women's tennis paved the way with a 3.87 cumulative GPA, while women's cross country (3.66) and women's soccer (3.65) followed close behind.

In all, 85 student athletes finished the spring 2018 semester with 3.50 or higher GPAs, and 51 finished with perfect 4.0s.

After the 2018-19 academic year, a total of 12 baseball student-athletes were named to the OVC Commissioner's Honor Roll.

Tutors are available for all student-athletes as needed. In addition, both attendance and academic progress is monitored through regular checks with faculty.

A special course is required for all first time student-athletes at Southeast. The course, which offers three credit hours, is part of a comprehensive program developed to address study skills and life skills topics, and thus, enhance retention and academic success for student-athletes.

Entering student-athletes are evaluated for academic preparedness and assigned to appropriate categories. Student-athletes can also receive individualized academic programs which include meeting with a mentor bi-weekly to discuss academic progress.

The Holcomb Success Center staff works to get athletes involved in campus and community projects, as

well. This is done to provide a support structure and greater opportunity for academic success. Through the NCAA's CHAMPS/Life Skills Program, the Holcomb Success Center gives student-athletes personal and professional skills in order to facilitate successful and productive futures.



EXCELLENCE





SOCIAL

Student-Athletes and coaches at Southeast Missouri are dedicated to giving back to the community that so generously supports them.

Redhawk baseball student-athletes have opportunities to participate in a variety of community service activities each year. Community involvement helps provide a support structure and greater opportunity for academic success.

Southeast baseball and women's soccer have teamed together in efforts to volunteer at local Franklin Elementary school. The two teams trade off semesters

and each athlete volunteers at least one hour a week in the classrooms. Most student athletes have volunteered to continue to attend for longer and during their competitive seasons.

We are proud of the level of commitment shown by our student-athletes and always encourage them to participate in community service projects here at Southeast.

Southeast student-athletes also have the opportunity to participate in the Redhawks BRIDGE Program. The mission of the Redhawks BRIDGE Program is

to develop a comprehensive student-athlete development program by Building Responsible Individuals and Delivering Gainful Experiences. This program provides student-athletes with both leadership and life skills experiences through interactive programming that will prepare them to be successful in life after athletics. The leadership programming that will teach student-athletes about Southeast's culture and allow them to learn, develop, and apply leadership skills. The life skills programming provides educational programs designed to assist

student-athletes in identifying and applying transferable skills and experiences to prepare them to succeed outside of the athletic arena.

#LETSSOAR



DEVELOPMENT





COMPETITIVE

Southeast Missouri's Strength and Conditioning program is committed to developing the total student-athlete through their experiences within a competitive training environment.

Southeast's weight room renovations at the Holcomb Success Center were completed in January, 2016.

Indoor turf, weights, equipment and lifting platforms were added as part of the renovation, which cost \$500,000. The facility now has more space and equipment to handle Southeast's larger teams or multiple teams training at the same time. Branding and new lighting were also included in the overall project.

The newly-renovated weight room enhances training with the best equipment available and is

able to accommodate larger teams or multiple teams training at the same time.

TRAINING PRINCIPLES FOR SOUTHEAST ATHLETES

1. *Reduce the risk of injuries*
 - If a student-athlete is injured, he/she will not be able to compete at practice or games.
2. *Ensure the athletes are optimally prepared to compete*
 - It is our responsibility to best manage all stressors that are placed on the student-athletes body in order to achieve the best results on the playing field.

3. *Maximize athletic ability*
 - We challenge each athlete, both physically and mentally, in order to achieve optimal results.

EXERCISES FOR SOUTHEAST ATHLETES ARE BASED ON THE FOLLOWING PRINCIPLES:

1. *Ground Based Movements*
 - Athletes compete with their feet on the ground, and therefore, should train that way. The ability to produce force against the ground determines how fast athletes can run and how high they can jump.

2. *Three-Dimensional Movements*
 - Athletes must be able to stabilize themselves in all planes of movement. A fancy way of saying we use free weights (barbells/dumbbells vs. machines).

3. *Multi-Joint Movements*
 - Very rarely in sport do athletes isolate one single joint at a time. Athletes can train more muscle mass at the same time.



SUCCESS





SPORTS

Prevention. Treatment. Rehabilitation. Education. Those are the four primary phases of athletic training, and the Southeast Missouri athletic training staff strives to fulfill all of those areas when working with student-athletes on a daily basis.

Southeast student-athletes are offered the best care possible by the athletic training staff. The Sports Medicine department includes five full-time athletic trainers, six graduate assistants and several student assistants. The staff serves student-athletes around-the-clock at numerous facilities on campus.

The athletic trainers begin treatments and rehabilitation starting as early as 6 a.m., and are available until the last student-athlete is through.

There are currently four athletic

training facilities on campus. The staff treats out of the Rosengarten Athletic Complex, where the primary training room is located. There are two other satellite athletic training rooms, including one at Houck Field House and one at the Show Me Center.

The Southeast athletic training rooms are equipped with stationary bikes, hand weights, therapeutic modalities and the latest physical therapy equipment. Each component is strategically designed to not only give the student-athlete the best care, but also to aid in returning to competition as quickly as possible.

Southeast Athletic Training has strong working relationships with local physicians and two hospitals in Cape Girardeau. It is from

these hospitals that the Athletic Training department is assisted by four orthopedic physicians.

The Southeast Athletic Training program prides and commits itself to providing the best comprehensive, personalized and efficient healthcare to its student-athletes. Delivery of healthcare focuses on the prevention and management of athletic-related injuries or illnesses, while adhering to the National Athletic Trainers' Board of Certification Standards of Professional Practice. Our high quality of athletic healthcare is provided in combination with the education of athletic training students.



MEDICINE





REDHAWKS &

Southeast Missouri and Under Armour, Inc. (NYSE: UA, UAA) announced a new partnership agreement. The Baltimore-based global leader in performance footwear, apparel and equipment became the official outfitter of Southeast Missouri Athletics beginning July 1, 2018.

As part of the multi-year agreement, Under Armour will provide on-field and training gear for 15 sports. Additionally, Under Armour will outfit members of the athletic department including coaches and staff.

"We are extremely excited to announce our partnership with Under Armour and BSN SPORTS to outfit our student-athletes and coaches with the highest quality apparel in the market," said Director of Athletics Brady

Barke. "Having two of the industry leaders in athletic apparel associated with us will expand the resources available to each of our teams and significantly benefit our student-athletes."

The new official outfitter agreement includes marketing entitlement that will complement Under Armour's brand marketing campaigns through print and venue presence at the University.

Southeast Missouri's athletic programs include football, men's basketball, women's basketball, baseball, men's cross country, women's cross country, softball, women's tennis, volleyball, women's soccer, men's outdoor track & field, men's indoor track & field, women's outdoor track & field, women's indoor track & field and women's gymnastics.

The Redhawks compete at

the NCAA Division I level and are part of the NCAA Football Championship Subdivision (formerly I-AA) in football. Southeast first became a member of the Ohio Valley Conference when it moved to NCAA Division I in 1991-92. The Redhawks have won 53 OVC regular-season championships and 18 OVC tournament titles during their first 26 years in the league. Southeast also won seven Women's All-Sports trophies in that span.

Southeast Missouri joins the growing Under Armour roster of NCAA partners that includes the University of California, Los Angeles, University of California, Berkeley, University of Wisconsin, University of Notre Dame, Naval Academy Athletic Association, University of Maryland, Texas Tech University, Northwestern

University, University of Cincinnati, Boston College, University of Utah, University of South Carolina and Auburn University.

ABOUT UNDER ARMOUR

Under Armour, Inc., headquartered in Baltimore, Maryland is a leading innovator, marketer and distributor of branded performance athletic apparel, footwear and accessories. Designed to make all athletes better, the brand's innovative products are sold worldwide to consumers with active lifestyles. The company's Connected Fitness™ platform powers the world's largest digitally connected health and fitness community. For further information, visit www.uabiz.com.



UNDER ARMOUR





PRESIDENT

Dr. Carlos Vargas became the 18th president of Southeast Missouri State University July 1, 2015, after having served as acting president at Kutztown University of Pennsylvania.

Since becoming president, Dr. Vargas has launched initiatives to marshal the resources, leverage opportunities and address a variety of challenges and needs of Southeast Missouri State University. He has set as primary goals for the institution the support for student persistence and retention.

He has encouraged and supported the identification and development of innovative academic programs, including bachelor's degrees in Unmanned Aircraft Systems, Geographic Information Science, and

industrial and systems engineering. He has continued to support the globalization of the campus through expansion of study-abroad experiences, extensive engagement of international students, and encouragement of students on campus and abroad to explore cultural interaction. He has championed the work of the President's Task Force on Diversity Education and continued emphasizing the expectations for enhancement of the teacher-scholar model. Under President Vargas' leadership, regional partnerships and collaborations have been solidified, including several joint initiatives with Three Rivers, Mineral Area and other community colleges.

Prior to assuming the presidency at Southeast, Dr.

Vargas served one year as acting president of Kutztown University, where he also served as the provost and vice president for academic and student affairs.

Prior to his tenure at Kutztown, Dr. Vargas was at Central State University in Wilberforce, Ohio, where he served as provost and vice president for academic affairs. He previously served in several roles at Kent State University (Ohio) for a total of 18 years, including founding director of the program on electron beam technology. He was also Kent's associate dean for research, interim assistant dean for research and interim assistant dean for the School of Technology. He started his tenure at Kent State in 1985 as a professor, and continued to teach until his departure from the

university in 2003.

Dr. Vargas began his career in higher education at the National Autonomous University of Mexico (UNAM), from which he received a Bachelor of Science in physics.

He earned his Ph.D. in physics and aerospace science from the University of Michigan and he has Master of Science degrees from Michigan in both physics and aerospace science. He is married to Pam Vargas, who currently serves as director of Research and Grant Development at Southeast, and they have a son, a daughter, and two granddaughters.



VARGAS

Southeast Missouri State Board of Regents



Edward P. Gargas
President



Phillip M. Britt



James P. Limbaugh



Tina L. Klocke



Lloyd Smith



Vivek Malik



Luke M. LeGrand
Student Representative



BRADY

Brady Barke is in his fourth year as Southeast Missouri's Director of Athletics.

Barke served as the Interim Director of Athletics since July, 2015, before being named to the permanent position of Director of Athletics on June 7, 2016.

Most recently, Barke reached a multi-year agreement with Under Armour. The Baltimore-based global leader in performance footwear, apparel and equipment became the official outfitter of Southeast Missouri Athletics on July 1, 2018.

As part of the multi-year agreement, Under Armour will provide on-field and training gear for 15 sports. Additionally, Under Armour will outfit members of the athletic department including coaches and staff.

Academically, Southeast's athletic teams recorded a 3.21

cumulative grade point average in 2017-18. Women's tennis paved the way with a 3.76 cumulative GPA, while gymnastics, women's cross country and women's soccer followed close behind with 3.70, 3.69 and 3.68 marks, respectively.

In all, 211 student-athletes finished with a 3.0 or higher cumulative GPA, including 12 with a 4.0 and 115 at 3.5 or better. That total accounted for over 64 percent of the entire student-athlete population.

During his first year in 2016-17, Barke introduced Andy Sawyers as the Redhawks head baseball coach and worked tirelessly on two major renovation projects.

Nearly a month after Sawyers was hired, Southeast Missouri State and the City of Cape Girardeau officially broke ground on Capaha Field. New synthetic turf, new fencing and a digital scoreboard in the outfield were

added as part of the \$1.8 million project that was completed before Southeast's season-opener. More improvements are in the works at Capaha Field.

On Feb. 3, 2017, Southeast formally dedicated Holcomb Success Center. To honor the long-time service and philanthropy of Dr. John and Judy Holcomb, the University named the facility the Holcomb Success Center located in the Student Recreation Center-South.

Indoor turf, weights, equipment and lifting platforms were added as part of the renovation at a cost of \$500,000. The facility now has more space and equipment to handle Southeast's larger teams or multiple teams training at the same time. Barke helped secure the Holcombs gift, the largest single cash gift in Southeast Athletics history.

Major improvements were also made to the second floor of the building where athletic academic services are housed. This space provides student-athletes with places to study and features a computer lab with 30 work terminals and rooms for group meetings. Staff members assist student-athletes with life skills development, academic advising and academic progress toward degree requirements and NCAA eligibility.

More than \$240,000 in pledges for the Redhawks Club unrestricted booster fund has been raised under Barke's leadership. It is the largest total since the 2003-04 school year. More than \$266,000 was raised in Sponsorship & Marketing contracts for FY18 marking the fourth-consecutive year of Sponsorship and Marketing revenues.



BARKE

Football and volleyball ticket sales revenue were the second-highest total in the last 12 years.

Barke has also worked hard to enhance Redhawks branding around the community. Redhawk banners, S-E! M-O! billboards, Welcome to Redhawk country and Your Redhawks yard signs are prominently displayed all over Cape Girardeau.

Barke created the Redhawks Trivia Night & Auction, a sold out event that generated over \$40,000 in net revenue its first year. In addition, he launched the Redhawks BRIDGE program which provides student-athletes with both leadership and life skills experiences through interactive programming that will prepare them to be successful in life after athletics.

Barke, senior associate to the president and secretary to the Board of Regents at Southeast,

officially began as Director of Athletics on July 1, 2016.

Barke served as Interim Associate Director of Athletics for Compliance & Student Support Services before being named the Senior Associate to the President and Secretary to the Southeast Missouri State University Board of Regents in 2013.

He began his tenure at Southeast in 2008 as Assistant Director of Athletics for Compliance & Eligibility. Barke previously served as a governance intern with the NCAA national headquarters in Indianapolis, and as a law clerk with the Southern Illinois University-Carbondale Department of Athletics Compliance Office.


Barke has served as a member of the National Association of Athletics Compliance (NAAC), chaired the NAAC Education Committee, and was a member

of the NAAC Board of Directors. He has facilitated the NCAA Regional Leadership Academy, and served on both the NCAA Sports Wagering Task Force and the Olympic Sports Liaison Committee.

Barke has a juris doctorate degree from Southern Illinois University School of Law, an MBA from Southeast Missouri State University, and a bachelor of science degree in biology from Webster University. While a student at Webster, Barke was a member of both the basketball and golf teams and was inducted into the Webster Athletic Hall of Fame.

He and his wife, Halley, are parents of three children, Mabrie, Jackson, and Kolbe.






NATE SAVERINO
Associate Director of
Athletics/External Affairs



DR. ROBERT GREIM
Assistant Director of
Athletics/Compliance



JEFF HONZA
Assistant Director of
Athletics/Strategic Communications



DR SHANNON YATES
Associate Director of Athletics/
Senior Woman Administrator



BEN FOX
Co-Head Athletic Trainer



ELIZABETH BRUCKER
Director of Business
Operations



BETH EASTER
Faculty Athletics Representative

ATHLETICS



BETSY WILCOX
Coordinator of Student-Athlete
Development



KAREN GLEESON
Senior Administrative
Assistant



KENT PHILLIPS
Coordinator of Facilities &
Event Management



PHILLIP LADY
Coordinator of Marketing &
Promotions



JEREMIAH STREETER
Coordinator of Student-Athlete
Development




KRISTIN JONES
Assistant Athletic Trainer



BROOKE HENGST
Coordinator of Student-Athlete
Development



BARB KINSEY
Development



JARED WALDHOF
Assistant Director of Compliance



AMANDA MARTIN
Co-Head Athletic Trainer



HOLLY REYNOLDS
Assistant Athletic Trainer




TATIANNA PARHAM
Sundancers




BILLY HOSKINS
Cheerleaders




REKHA PATTERSON
Head Women's Basketball Coach



CHANTE CRUTCHFIELD
Assistant Women's
Basketball Coach



TONY BRUTOFSKY
Strength & Conditioning




MIKE GEARY
Associate Head
Women's Basketball Coach



SAKELLIE DANIELS
Assistant Women's
Basketball Coach



RICK RAY
Head Men's Basketball Coach



TERRANCE CRUMP
Assistant Men's Basketball Coach


STAFF



JASON OWENS
Assistant Men's Basketball Coach



KEITH PICKENS
Assistant Men's Basketball Coach



AL MYERS
Director of Operations-
Men's Basketball



ASHLEY LAWSON
Head Gymnastics Coach



COURTNEY SMITH
Director of Women's
Basketball Operations




RYAN LANE
Cross Country Coach




TOM MATUKEWICZ
Head Football Coach



BRYCE SAIA
Defensive Coordinator /
Secondary Coach



JEROMY MCDOWELL
Offensive Coordinator /
Quarterbacks Coach



MATT MARTIN
Special Teams Coordinator /
Outside Linebackers Coach




TYLER FRENCH
Inside Linebackers Coach



JERONE WILLIAMS
Assistant Football Coach



JUSTIN DRUDIK
Wide Receivers Coach



RAY SMITH
Cornersback Coach




JOE UHLS
Tight Ends Coach /
Football Operations



ERIC CRUMPECKER
Head Track & Field Coach



DANIELLE BURBAGE
Assistant Track & Field Coach




CHRIS NAVARRO
Assistant Track & Field Coach



MARY BETH GUNN
Head Tennis Coach



HEATHER NELSON
Head Women's Soccer Coach



PAUL NELSON
Associate Head
Women's Soccer Coach




MARK REDBURN
Head Softball Coach



KRISTEN JONES
Assistant Softball Coach




JULIE YANKUS
Head Volleyball Coach




BRETT BLACKMAN
Director of Football Operations



MORGAN HARDING
Assistant Strategic
Communications Director




ERIC MUELLER
Graduate Assistant
Strategic Communications



CHARLIE BALCOM
Coordinator of Digital Media



JASON COLLINS
Assistant Gymnastics Coach



ANDAVEA ALEXANDER
Volunteer Gymnastics Coach



KINDRA LIERZ
Graduate Assistant
Women's Soccer



LONI KREUN
Assistant Volleyball Coach



PHOEBE BOESCHEN
Graduate Assistant
Women's Tennis





PREVIEW

SEASON

Southeast Missouri sets to begin its fourth season under the direction of head coach Andy Sawyers in 2020.

SEMO, which battled adversity with several key injuries a year ago, returns nine position players and seven pitchers from its 2019 squad which 23-32 overall and 10-20 in the Ohio Valley Conference.

"This club has quite a bit of experience," head coach Andy Sawyers said. "I think we have a chance to be very offensive with a veteran middle of the order including two Pre-Season All Americans."

Shortstop Tyler Wilber earned Preseason All-America and All-OVC honors, while left-handed pitcher Noah Niznik also garnered Preseason All-OVC accolades for the Redhawks.

"Wilber, Dirden, Blazevec and

Stauss is a very physical group and I think will give the middle of our order a lot of punch," said Sawyers. "We have athletes at the top and bottom in Wright, Basler and Faulkner that create some balance for us and I feel that it's just a very competitive group overall. We return the two left handed starters from a year ago in Dodd and Niznik that will lead our pitching staff. We have a lot of new guys on the mound and sorting out who is going to be in what role is going to be a process for the next month."

Here is a complete breakdown of the Redhawks:

Catcher

Sophomores Wade Stauss (Wildwood, Mo.) and Andrew Keck (St. Louis, Mo.) are both back as SEMO's patented duo behind the plate.

A powerful left-handed hitter, Stauss returns after

missing all but 11 games with a concussion in 2019. In the short time he was available, Stauss started all 11 of those contests hitting .257 with seven runs scored, three doubles, a triple and seven RBI. Stauss' injury followed a freshman season which saw him log 40 starts at catcher.

Keck, who gives the Redhawks a strong bat from the right side, made 44 starts a year ago. He tied for second on the team with 10 doubles and three home runs, and ranked third in stolen bases (10). Keck gunned down 12 would-be base stealers, as well.

Freshmen Casey Sole (Cedar Falls, Iowa) and Braden Spawr (St. Louis, Mo.) are SEMO's newest catchers.

Sole hit .320 with eight home runs and 77 RBI in his prep career at Cedar Falls High School. He was a Rawlings Perfect Game Central Region Honorable Mention All-American each of his final three high school seasons. In addition, Sole was rated as the 149th catcher in the country by Perfect Game and the top catcher in Iowa.

Spawr, who was named his team's Most Valuable Player, hit .500 as a senior at Valley Park High School.

"We basically return two different starting catchers," said Sawyers. "Wade Stauss started in 2018 and Andrew Keck started in 2019 when Stauss was sideline by injury.

We have a lot of flexibility with the two as Stauss is left-handed and Keck is right-handed so we can mix and match some things offensively matchup wise. While, freshman Case Sole and Braden Spawr provide depth."

Infield

SEMO returns three starters on the infield in junior shortstop Tyler Wilber (Rossmore, Calif.), senior second baseman Connor Basler (Ste. Genevieve, Mo.) and senior first baseman Austin Blazevec (Plainfield, Ill.).

A First-Team All-OVC pick, Wilber was the Redhawks top hitter with a .383 batting average. He led the team in hits (80), doubles (19), triples (3), RBI (40), slugging percentage (.531), walks (37) and on-base percentage (.480). Wilber topped the OVC in both batting average and on-base percentage.

Basler was SEMO's leadoff hitter who made 53 of 55 starts at second base and ranked behind Wilber with a .273 batting average. He added a team-high 44 runs scored, 10 doubles, 18 RBI and led the Redhawks with 21 stolen bases.

Blazevec missed 20 games due to a hand injury. He hit .281 with 22 runs, six doubles, a triple, three home runs and 25 RBI in 35 games and 34 starts. Blazevec finished tied for second on the team with 13 multiple-hit games.

Freshmen Noah Jacobsen



OUTLOOK

(Potosi, Mo.) and Lincoln Andrews (Canon City, Colo.) are the Redhawks other infielders. While, freshmen Landon Hahn (Jackson, Mo.) and Peyton Leeper (Mokane, Mo.) are utility players who will spend most of their time within the infield. Hahn and Leeper are both versatile athletes who can play multiple positions, although the two are primarily infielders.

Hahn boasted a .600 slugging percentage with 31 hits, 30 RBI and 33 stolen bases as a senior at nearby Jackson High School. He was named the SEMOBall Player of the Year after breaking the school record with 44 runs scored.

Leeper was a First-Team All-State selection at South Calloway High School. He split time between pitcher and infield during his prep career.

Jacobsen hit .465 as a senior at Potosi High School and Andrews ended his prep career at Canon City High School hitting .638 with 10 home runs and 43 RBI.

"A ton of experience in this group," said Sawyers. "Seniors Connor Basler (2B) and Austin Blazevec (1B) anchor the right side of the infield while junior Tyler Wilber (SS) is a pre-season All American. Freshman Peyton Leeper looks to be the front runner at third while freshman first basemen Lincoln Andrews will get at-bats immediately, most likely as a DH. This is an exciting group with the experience

of the three returners along with a couple very talented freshman. Freshman Noah Jacobsen and Landon Hahn will also be in the mix for playing time."

Outfield

Four seniors, including Justin Dirden (O'Fallon, Mo.), Peyton Faulkner (Caruthersville, Mo.), Danny Wright (Dardenne Prairie, Mo.) and Keegan Meyn (Oklahoma City, Okla.) provide SEMO with a lot of experience in the outfield.

Wright started 42 games in center field last season. He hit .270 with 34 runs scored, nine doubles, 24 RBI and 25 walks. Wright also ranked second on the team with 11 stolen bases. He is a switch-hitter who can also play multiple infield positions if the need arises.

Dirden missed nearly the entire 2019 campaign with a wrist injury. He was named First-Team All-OVC and Second-Team National Collegiate Baseball Writers Association (NCBWA) All-American the previous year. Dirden hit .340 with 72 hits, 19 doubles, 16 home runs, 46 runs scored and 68 RBI in 57 games during the 2018 season.

Faulkner was out a good chunk of last season due to a hand injury. He started 30 games with 20 of his starts coming in left field. Faulkner hit .226 with 20 runs, two home runs, five doubles and 20 RBI.

Meyn was in the starting lineup three times making his



only outfield start in right field.

Junior Caleb Feuerstake (Waterdown, Ontario) completes this year's outfielders.

Feuerstake spent the last two seasons at Mineral Area College, where he was a First-Team All-Conference selection.

"This is our most experienced group," said Sawyers. "We have three seniors in Danny Wright (CF), Justin Dirden (RF), and Peyton Faulkner in (LF). Two of these guys have been All-Americans in years past – Danny Wright was a Freshman All-American in 2017 and Justin Dirden was a Pre-Season All-American in 2019 so obviously, they have some talent. You will also see Caleb Feuerstake and Andrew Keck in the outfield as well."

Pitching

SEMO returns two of its weekend starts in left-handers Dylan Dodd (Danville, Ill.) and Noah Niznik (St. Louis, Mo.).

A senior, Dodd led the Redhawks with 14 starts, 77 strikeouts and 76 innings, and ranked second on the team with four victories.

Niznik is coming off a nice rookie season which saw him get three wins, pitch one complete game and record 49 strikeouts in 62 innings over 13 starts. He ranked among the top 10 OVC leaders in opposing batting average (8th, .248), earned runs allowed (2nd, 25) and walks allowed (4th, 17).

Sophomores Bryan McNeely (Scott City, Mo.) and Bryce Grossius (St. Louis, Mo.) along with senior Nathan Bock (O'Fallon, Mo.) also return to

SEASON

the Redhawks pitching staff. McNeely, Grossius and Bock are all right-handers.

McNeely started five games and made five relief appearances. He struck out 17 in 24 innings. McNeely was the Prospect League's Starting Pitcher of the Year for the Cape Catfish last summer.

Grossius pitched in 16 games and logged one start on the mound.

Bock made 18 relief appearances with 24 strikeouts in 26.2 innings of work.

Meyn is another right-hander that can help. He initially played outfield last season, but wound up making seven relief appearances.

Sophomore Blake Cisneros (Fenton, Mo.) is the other left-

hander back with Niznik.

Cisneros recorded one win in 21 appearances and two starts. He finished the 2019 season with 20 strikeouts in 29.1 innings.

SEMO welcomes 12 new pitchers in 2020, including 11 right-handers and one left-hander.

That group includes Rance Pittman (RHP, West Linn, Ore.), Austin Williams (RHP, Judsonia, Ark.), Dylan Needham (RHP, Walnut, Calif.), Braden Cox (RHP, Scott City, Mo.), David Webb (RHP, Chesterfield, Mo.), Hayden Malenfant (RHP, Whitby, Ontario), Ryan Vogt (RHP, Ava, Ill.), Michael Hojnacki (RHP, Webster Groves, Mo.), Derek Beauchamp (RHP, Peculiar, Mo.), Aaron Schromm (LHP, Manchester, Mo.), Fischer Rausch (RHP, St. Louis, Mo.)

and Collin Wilma (RHP, Tinley Park, Ill.).

"The group is headlined by two lefthanders who were in the rotation a year ago in Dylan Dodd and Noah Niznik," said Sawyers. "The roles our guys pitch in during week one are not probably not going to be identical to where we are for the start of conference a month away. Some returners that will have big roles for us this year are Blake Cisneros, Brian McNeely, Keegan Meyn, Nathan Bock, and Bryce Grossius. Newcomers that figure to log innings are Michael Hojnacki, Hayden Malenfant, Braden Cox, Dylan Needham, Rance Pittman, David Webb and Colin Wilma."

Niznik and Wilber Earn Preseason All-OVC Honors

Southeast Missouri shortstop Tyler Wilber and pitcher Noah Niznik earned Preseason All-Ohio Valley Conference honors for the upcoming 2020 campaign.

A native of Rossmore, California, Wilber was named First-Team All-OVC at the conclusion of his first season with the Redhawks in 2019. He led the OVC in both batting average (.383) and on-base percentage (.480), while accumulating 80 hits, 19 doubles and 40 RBI. Wilber was named a 2020 Collegiate Baseball Preseason All-American.

Niznik, who hails from St. Louis, sported a 3.63 ERA

which ranked him fourth in the OVC in that category last season. He made 13 starts, pitched one complete game and tallied 49 strikeouts in 62 innings. Niznik also ranked among league leaders in opposing batting average (8th, .248), fewest hits allowed (4th, 59), fewest earned runs allowed (2nd, 25) and fewest walks allowed (4th, 17).

EKU senior Nick Howie was selected as the OVC Preseason Player of the Year and Belmont sophomore Joshua South was tabbed Preseason Pitcher of the Year.

Redhawks Predicted to Finish Seventh

SEMO, which begins its fourth year under head coach Andy Sawyers, was picked seventh in this year's OVC Predicted Order of Finish. The Redhawks tallied 94 points in the overall voting by OVC Head Coaches and Sports Information Directors.

Jacksonville State is this year's preseason-favorite after receiving 19 of 21 first-place votes. Eastern Kentucky, Austin Peay, Belmont, Morehead State and Murray State were also picked ahead of SEMO. Eastern Illinois, Tennessee Tech, UT Martin and SIU Edwardsville completed this year's poll.

Schedule

Southeast Missouri will play a 56-game schedule with 32 contests at Capaha Field during its upcoming 2020 season.



OUTLOOK

SEMO squares off against some unfamiliar opponents early on.

The Redhawks face Sun Belt Conference UL Monroe (Feb. 14-16), Southeastern Conference member Kentucky (Feb. 18) and Mid-American Conference affiliate Ohio University (Feb. 28-Mar. 1) for the first time in program history. SEMO heads to UL Monroe for a three-game series to start its 62nd baseball season of all-time.

After that, the Redhawks visit Kentucky (Feb. 18), one of two SEC opponents on their schedule this year.

Back-to-back four-game series against Northern Illinois (Feb. 21-23) and Ohio follow that for SEMO's longest home stand of 2020.

The rest of the Redhawks non-conference dates include home-and-home matchups with Arkansas State (Mar. 3, Apr. 7), Southern Illinois (Mar. 11, Mar. 18) and Saint Louis (Mar. 17, Apr. 28); a three-game home series vs. Ball State (Apr. 24-26); midweek home games vs. Missouri (Mar. 24-25) and Harris-Stowe (Apr. 21); and midweek road trips to Memphis (Apr. 1) and Missouri State (Apr. 13). Ball State recorded the most wins of any of those opponents with a 38-19 mark last season.

SEMO opens its 30-game Ohio Valley Conference slate at UT Martin (Mar.

6-8). The remainder of the Redhawks conference schedule consists of home series vs. SIU Edwardsville (Mar. 13-15), Eastern Illinois (Mar. 27-29), Murray State (Apr. 9-11), Belmont (May 1-3) and Morehead State (May 14-16), and road series at Austin Peay (Mar. 20-22), defending OVC Champion and NCAA Tournament participant Jacksonville State (Apr. 3-5), Tennessee Tech (Apr. 17-19) and Eastern Kentucky (May 8-10).

In 2020, the OVC Tournament returns to Rent One Park in Marion, Illinois. The eight-team tournament will be held May 19-24.

During the offseason, Capaha Field received several major renovations. New amenities for this year include chairback seating in the grandstands, a first-base plaza, a Home Run Deck in right field, a private Dugout Club and much more. In December, SEMO opened its state-of-the-art 4,000-square foot baseball training facility near the Redhawks dugout. The facility allows athletes to come and go despite unruly weather.

Wilber Named Collegiate Baseball Preseason All-American

Southeast Missouri junior shortstop Tyler Wilber was named a Third-Team Preseason All-American by Collegiate Baseball.

The 2020 Collegiate Baseball



Preseason All-Americans feature a remarkable mix of talented NCAA Division I baseball players across the USA.

Last season, Wilber led the Redhawks in batting average (.383), hits (80), doubles (19), triples (3), RBI (40), slugging percentage (.531) and on-base percentage (.480). He was one of two players who started every game in 2019. Wilber posted 27 multiple-hit games, most on the team.

Wilber was selected as First-Team All-Ohio Valley Conference at the conclusion of the 2019 campaign. The Rossmore, California native was one of the league-high 153 SEMO student-athletes selected for the OVC Commissioner's Honor Roll.

Wilber and Jacksonville

State catcher Alex Webb represented the OVC on the 2020 Collegiate Baseball Preseason All-America Teams.

The last Redhawk to be represented was Tristen Gagan on the 2018 Collegiate Baseball Preseason All-America Team.

MEET THE

#	Name	Pos.	B/H	Ht.	Wt.	Class	Hometown / Previous School
1	Landon Hahn	UTL	R-R	5-10	175	Fr.	Jackson, Mo. (Jackson HS)
2	Connor Basler	INF	R-R	6-1	185	Sr.	Ste. Genevieve, Mo. (Valle Catholic HS)
4	Caleb Feuerstake	OF	L-L	6-1	200	Jr.	Waterdown, Ontario (Mineral Area)
5	Noah Jacobsen	INF	R-R	6-1	195	Fr.	Potosi, Mo. (Potosi HS)
6	Braden Spawr	C	R-R	6-1	190	Fr.	St. Louis, Mo. (Valley Park HS)
7	Casey Sole	C	L-R	6-2	190	Fr.	Cedar Falls, Iowa (Cedar Falls HS)
8	Derek Beauchamp	RHP	R-R	6-2	165	Fr.	Peculiar, Mo. (Raymore Peculiar HS)
9	Tyler Wilber	INF	R-R	6-3	215	Jr.	Rossmoor, Calif. (Long Beach City)
10	Lincoln Andrews	INF	L-R	6-4	210	Fr.	Canon City, Colo. / Canon City HS)
11	Rance Pittman	RHP	R-R	6-1	200	Jr.	West Linn, Ore. (Lower Columbia)
12	Andrew Keck	C	R-R	6-3	215	So.	St. Louis, Mo. (St. John Vianney HS)
13	Wade Stauss	C	L-R	6-2	215	R-So.	Wildwood, Mo. (Lafayette HS)
14	Keegan Meyn	OF	R-R	6-3	200	Sr.	Oklahoma City, OK. (Northeastern JuCo)
15	Aaron Schromm	LHP	L-L	6-2	170	Fr.	St. Louis, Mo. (Parkway South HS)
16	Peyton Leeper	UTL	S-R	5-11	190	Fr.	Mokane, Mo. (South Callaway HS)
17	Peyton Faulkner	OF	L-R	6-0	195	Sr.	Caruthersville, Mo. (Jefferson College)
18	Noah Niznik	LHP	L-L	5-11	190	So.	St. Louis, Mo. (St. John Vianney HS)
19	Danny Wright	UTL	S-R	5-11	185	Sr.	Dardenne Prairie, Mo. (Fort Zumwalt West HS)
20	Ryan Vogt	RHP	R-R	6-4	205	So.	Ava, Ill. (McKendree Univ.)
21	Michael Hojnacki	RHP	R-R	6-1	190	So.	Ballwin, Mo. (St. Louis CC)
22	Austin Blazevec	INF	L-R	6-2	205	Sr.	Plainfield, Ill. (Kaskaskia College)
23	Justin Dirden	OF	L-R	6-4	215	R-Sr.	O'Fallon, Mo. (Jefferson College)
24	Fischer Rausch	RHP	R-R	6-5	210	Fr.	St. Louis, Mo. (Valley Park HS)
25	Dylan Dodd	UTL	L-L	6-3	210	Sr.	Danville, Ill. (Kanakakee CC)
26	Collin Wilma	RHP	R-R	6-4	195	Fr.	Tinley Park, Ill. (Tinley Park HS)
27	Austin Williams	RHP	R-R	6-3	200	Jr.	Judsonia, Ark. (Three Rivers College)
28	Dylan Needham	RHP	R-R	6-2	200	Jr.	Walnut, Calif. (Mt. San Antonio College)
31	Blake Cisneros	LHP	L-L	6-1	200	So.	Fenton, Mo. (Rockwood Summit HS)
32	Nathan Bock	RHP	R-R	5-10	180	Sr.	O'Fallon, Mo. (MCC-Longview)
33	Bryce Grossius	RHP	R-R	6-1	200	So.	St. Louis, Mo. (St. Mary's HS)
35	Braden Cox	RHP	R-R	6-2	210	Jr.	Scott City, Mo. (Three Rivers College)
36	Bryan McNeely	RHP	R-R	6-4	175	So.	Scott City, Mo. (Scott City HS)
37	David Webb	RHP	R-R	5-11	185	Jr.	Chesterfield, Mo. (Mineral Area College)
38	Hayden Malenfant	RHP	R-R	6-2	185	Jr.	Whitby, Ontario (Southeastern Iowa CC)

Head Coach: 3 Andy Sawyers (Fourth Year/Nebraska, 1998, 2000)

Assistant Coach: 30 Craig Ringe (Fourth Year/Missouri-St. Louis, 2010)

Assistant Coach: 34 Matthew Kinney (Third Year/ Belmont 2015, Florida State, 2016)

Volunteer Assistant Coach: 44 Matthew Cavazos (First Year/Colorado Christian Univ.)

HOW TO SAY IT

Connor Basler.....BOZ-ler
Austin Blazevec.....Blaze-Ah-vick
Wade Stauss..... rhymes with house
Keegan Meyn.....Mine
Noah Niznik..... Nez-Nick
Blake Cisneros Cis-Narrows
Bryce Grossius.....Groc-us (Like grocery)
Landon Hahn.....HA-n
Caleb Feuerstake Fear-Stake
Braden Spawr Spar
Aaron Schromm Sh-rom
Ryan Vogt Vote (G is silent)
Michael Hojnacki.....Ho-Nack-EE
Dylan Needham.....Need-Um
Hayden Malenfant.....Melon-Font
AC Craig Ringe.....ring-ee

ROSTER BREAKDOWN

Total Squad Members 34
Seniors.....10
Juniors.....8
Sophomores8
Freshman8
Position Players Returning/Lost..... 15/19
Pitchers Returning/Lost 9/8
Newcomers..... 19

BREAKDOWN BY STATE

Missouri 21
Connor Basler, Derek Beauchamp, Nathan Bock, Blake Cisneros, Braden Cox, Justin Dirden, Peyton Faulkner, Bryce Grossius, Landon Hahn, Michael Hojnacki, Noah Jacobsen, Andrew Keck, Peyton Leeper, Bryan McNeely, Noah Niznik, Fischer Rausch, Aaron Schromm, Braden Spawr, Wade Stauss, David Webb, Danny Wright
Illinois4
Austin Blazevec, Dylan Dodd, Ryan Vogt, Collin Wilma
Canada2
Caleb Feuerstake, Hayden Malenfant
California2
Dylan Needham, Tyler Wilber
Oklahoma.....1
Keegan Meyn
Arkansas.....1
Austin Williams
Oregon.....1
Rance Pittman
Colorado1
Lincoln Andrews
Iowa.....1
Casey Sole

2020 REDHAWKS



1 LONDON HAHN
UTL | 5-10 | 175 | R-R | Fr.
Jackson, Mo.
Agriculture



2 CONNOR BASLER
INF | 6-1 | 175 | R-R | Sr.
Ste. Genevieve, Mo.
Mass Communication:
Public Relations



6 CALEB FEUERSTAKE
LHP | 6-1 | 195 | L-L | Jr.
Waterdown, Ontario
General Studies



5 NOAH JACOBSEN
INF | 6-1 | 185 | R-R | Fr.
Potosi, Mo.
Biology:
Biomedical Sciences




6 BRADEN SPAWR
C | 6-1 | 195 | R-R | Fr.
St. Louis, Mo.
Finance



7 CASEY SOLE
C | 6-2 | 200 | L-R | Fr.
Cedar Falls, Iowa
Nursing



8 DEREK BEAUCHAMP
RHP | 6-2 | 155 | R-R | Fr.
Peculiar, Mo.
Engineer Tech:
Mech & Manufact Systems



9 TYLER WILBER
INF | 6-3 | 200 | R-R | Jr.
Los Alamitos, Calif.
Social Science



10 LINCOLN ANDREWS
INF | 6-4 | 215 | L-R | Fr.
Canon City, Co.
Health Exercise:
Pre-Physical Therapy



11 RANCE PITTMAN
RHP | 6-1 | 195 | R-R | Jr.
West Linn, Ore.
Health Management:
Exercise Science



12 ANDREW KECK
C | 6-13 | 200 | R-R | So.
St. Louis, Mo.
Mass Communication:
Public Relations




13 WADE STAUSS
C | 6-2 | 200 | L-R | R-So.
Wildwood, Mo.
Business Administration



14 KEEGAN MEYN
OF | 6-3 | 200 | R-R | Sr.
Oklahoma City, Okla.
Marketing



15 AARON SCHROMM
LHP | 6-2 | 165 | L-L | Jr.
Manchester, Mo.
Business Administration



16 PEYTON LEEPER
UTL | 5-11 | 180 | S-R | Jr.
Mokane, Mo.
Sports Management




17 PEYTON FAULKNER
OF | 6-0 | 185 | L-R | Sr.
Caruthersville, Mo.
Biology:
Biomedical Sciences




18 NOAH NIZNIK
LHP | 5-11 | 175 | L-L | So.
Imperial, Mo.
Mass Communication:
Public Relations




19 DANNY WRIGHT
UTL | 5-11 | 180 | S-R | Sr.
Dardenne Prairie, Mo.
Health Management:
Exercise Science



20 RYAN VOGT
INF | 6-1 | 175 | R-R | Sr.
Ste. Genevieve, Mo.
Biology:
Wildlife/Conservation



21 MICHAEL HOJNACKI
RHP | 6-4 | 205 | R-R | So.
Ava, Ill.
Business Administration



22 AUSTIN BLAZEVEC
INF | 6-2 | 210 | L-R | Sr.
Plainfield, Ill.
Business Administration



23 JUSTIN DIRDEN
OF | 6-4 | 225 | L-R | R-Sr.
O'Fallon, Mo.
General Studies



24 FISCHER RAUSCH
RHP | 6-5 | 200 | R-R | Fr.
St. Louis, Mo.
Sports Management




25 DYLAN DODD
UTL | 6-2 | 215 | L-L | Sr.
Danville, Ill.
Finance



26 COLLIN WILMA
RHP | 6-4 | 180 | R-R | Fr.
Tinley Park, Ill.
Biology:
Wildlife/Conservation



27 AUSTIN WILLIAMS
RHP | 6-4 | 210 | R-R | Jr.
Judsonia, Ark.
Corporate Communications/
Sports Management



28 DYLAN NEEDHAM
RHP | 6-2 | 195 | R-R | Jr.
Wlamont, Calif.
Health Management:
Exercise Science



31 BLAKE CISNEROS
LHP | 6-1 | 185 | L-L | So.
Fenton, Mo.
Business:
Pre-Business




32 NATHAN BOCK
RHP | 5-10 | 180 | R-R | Sr.
O'Fallon, Mo.
General Studies




33 BRYCE GROSSIUS
RHP | 6-1 | 175 | R-R | So.
St. Louis, Mo.
Exploratory




35 BRADEN COX
RHP | 6-2 | 205 | R-R | Jr.
Scott City, Mo.
Business Administration



36 BRYAN MCNEELY
RHP | 6-4 | 155 | R-R | So.
Scott City, Mo.
Health Science:
Pre-Physical Therapy



37 DAVID WEBB
RHP | 5-11 | 180 | R-R | Jr.
Chesterfield, Mo.
Major



38 HAYDEN MALENFANT
RHP | 6-2 | 170 | R-R | Jr.
Whitby, Ontario
Business Administration



2020 SCHEDULE

Date	Day	Opponent	Location	Time
Feb. 14	Friday	UL-Monroe	Monroe, La.	6 p.m.
Feb. 15	Saturday	UL-Monroe	Monroe, La.	3 p.m.
Feb. 16	Sunday	UL-Monroe	Monroe, La.	1 p.m.
Feb. 18	Tuesday	Kentucky	Lexington, Ky.	4 p.m.
Feb. 21	Friday	Northern Illinois	Cape Girardeau, Mo.	3 p.m.
Feb. 22	Saturday	Northern Illinois^{DH}	Cape Girardeau, Mo.	12 p.m.
Feb. 23	Sunday	Northern Illinois	Cape Girardeau, Mo.	1 p.m.
Feb. 28	Friday	Ohio	Cape Girardeau, Mo.	3 p.m.
Feb. 29	Saturday	Ohio^{DH}	Cape Girardeau, Mo.	12 p.m.
Mar. 1	Sunday	Ohio	Cape Girardeau, Mo.	1 p.m.
Mar. 3	Tuesday	Arkansas State	Jonesboro, Ark.	6 p.m.
Mar. 6	Friday	UT Martin*	Martin, Tenn.	5 p.m.
Mar. 7	Saturday	UT Martin*	Martin, Tenn.	3 p.m.
Mar. 8	Sunday	UT Martin*	Martin, Tenn.	1 p.m.
Mar. 11	Wednesday	Southern Illinois	Carbondale, Ill.	6 p.m.
Mar. 13	Friday	SIUE*	Cape Girardeau, Mo.	6 p.m.
Mar. 14	Saturday	SIUE*	Cape Girardeau, Mo.	2 p.m.
Mar. 15	Sunday	SIUE*	Cape Girardeau, Mo.	1 p.m.
Mar. 17	Tuesday	Saint Louis	Cape Girardeau, Mo.	6 p.m.
Mar. 18	Wednesday	Southern Illinois	Cape Girardeau, Mo.	6 p.m.
Mar. 20	Friday	Austin Peay*	Clarksville, Tenn.	6 p.m.
Mar. 21	Saturday	Austin Peay*	Clarksville, Tenn.	1 p.m.
Mar. 22	Sunday	Austin Peay*	Clarksville, Tenn.	1 p.m.
Mar. 24	Tuesday	Missouri	Cape Girardeau, Mo.	6 p.m.
Mar. 25	Wednesday	Missouri	Cape Girardeau, Mo.	4 p.m.
Mar. 27	Friday	Eastern Illinois*	Cape Girardeau, Mo.	6 p.m.
Mar. 28	Saturday	Eastern Illinois*	Cape Girardeau, Mo.	2 p.m.
Mar. 29	Sunday	Eastern Illinois*	Cape Girardeau, Mo.	1 p.m.
Apr. 1	Wednesday	Memphis	Memphis, Tenn.	6 p.m.
Apr. 3	Friday	Jacksonville St.*	Jacksonville, Ala.	6 p.m.
Apr. 4	Saturday	Jacksonville St.*	Jacksonville, Ala.	6 p.m.
Apr. 5	Sunday	Jacksonville St.*	Jacksonville, Ala.	1 p.m.
Apr. 7	Tuesday	Arkansas State	Cape Girardeau, Mo.	5 p.m.
Apr. 9	Thursday	Murray State*	Cape Girardeau, Mo.	6 p.m.
Apr. 10	Friday	Murray State*	Cape Girardeau, Mo.	6 p.m.
Apr. 11	Saturday	Murray State*	Cape Girardeau, Mo.	2 p.m.
Apr. 13	Monday	Missouri State	Springfield, Mo.	6:30 p.m.
Apr. 17	Friday	Tennessee Tech*	Cookeville, Tenn.	6 p.m.
Apr. 18	Saturday	Tennessee Tech*	Cookeville, Tenn.	2 p.m.
Apr. 19	Sunday	Tennessee Tech*	Cookeville, Tenn.	1 p.m.
Apr. 21	Tuesday	Harris-Stowe	Cape Girardeau, Mo.	6 p.m.
Apr. 24	Friday	Ball State	Cape Girardeau, Mo.	6 p.m.
Apr. 25	Saturday	Ball State	Cape Girardeau, Mo.	2 p.m.
Apr. 26	Sunday	Ball State	Cape Girardeau, Mo.	1 p.m.
Apr. 28	Tuesday	Saint Louis	St. Louis, Mo.	6 p.m.
May 1	Friday	Belmont*	Cape Girardeau, Mo.	6 p.m.
May 2	Saturday	Belmont*	Cape Girardeau, Mo.	2 p.m.
May 3	Sunday	Belmont*	Cape Girardeau, Mo.	1 p.m.
May 8	Friday	Eastern Kentucky*	Richmond, Ky.	5 p.m.
May 9	Saturday	Eastern Kentucky*	Richmond, Ky.	3 p.m.
May 10	Sunday	Eastern Kentucky*	Richmond, Ky.	12 p.m.
May 14	Thursday	Morehead St.*	Cape Girardeau, Mo.	6 p.m.
May 15	Friday	Morehead St.*	Cape Girardeau, Mo.	6 p.m.
May 16	Saturday	Morehead St.*	Cape Girardeau, Mo.	2 p.m.
May 19-24		Ohio Valley Tournament	Marion, Ill.	TBA

Home games are in **BOLD** and played at Capaha Field.

*- Denotes Ohio Valley Conference game

Times and dates are subject to change.

Select series will be broadcasted on ESPN+.



COACHES





- ▶ Head Coach
- ▶ Fourth Year
- ▶ Nebraska, 1998, 2000

ANDY SAWYERS

The 2020 season marks the fourth year for Southeast Missouri head coach Andy Sawyers.

Andy Sawyers was appointed the sixth head coach in Southeast baseball history on July 29, 2016.

In the fall of 2019, Sawyers announced the opening of its 4,000-square foot baseball training facility adjacent to Capaha Field. The facility can be manipulated to fit up to four cages and has portable pitching mounds. This new hitting facility allows athletes to come and go despite unruly weather.

Last season, Sawyers led the Redhawks to a 23-32 record. SEMO scheduled 16 of its first 17 games in Cape Girardeau, finishing 11-5 in those contests. He coached All-OVC honorees shortstop Tyler Wilber and freshman left-handed pitcher Noah Niznik. Wilber earned first-team honors and Niznik was named to the all-newcomer team.

Wilber led the OVC with a .383 batting average. The Los Alamitos, California native led the team in batting average (.383), hits (80), doubles (19), triples (3), RBI (40), slugging percentage (.531), and on-base percentage (.480). He was one of two Redhawks who started

every game this season. Wilber posted 27 multiple-hit games, which doubled anyone else on the team. He also reached base safely in 18 consecutive contests, with a season-high 20-game streak.

Niznik recorded a 3.63 ERA in 62.0 innings pitched. He started 13 games this season, notching a 3-4 record on the mound. The freshman threw a complete game earlier this season at Belmont. Niznik struck out a career-high seven batters against UT Martin. Opposing hitters averaged just .248 against Niznik.

In 2018, Sawyers led the Redhawks to the thirteenth-consecutive trip to the Ohio Valley Conference Tournament after finishing 27-30 overall, and a 20-10 mark in OVC play. Southeast finished second in the conference standings and picked up a win at the 2018 OVC Tournament.

Sawyers coached three First Team All-OVC selections in 2018, including Chicago Cubs' draftee Carlos Vega. Trevor Ezell and Justin Dirden also were honored as First Team All-OVC members.

In his first season as an NCAA Division I head coach, Sawyers led the Redhawks to an overall record of 29-26 and 16-14 mark in Ohio Valley Conference play. Southeast finished

fifth in the conference standings and picked up a win at the 2017 OVC Tournament.

Sawyers coached six All-OVC selections in 2017, including first-team honoree Dan Holst, second-team picks Brian Lees, Chris Osborne, Justin Murphy and Clay Chandler, and All-Freshman Team member Danny Wright. Wright also claimed Freshman All-America honors during his stellar rookie campaign.

Sawyers has 19 years of collegiate coaching experience. He spent two seasons as the Associate Head Coach/Offensive Coordinator at Kansas State out of the Big 12 Conference. There, Sawyers oversaw the hitters and catchers as well as helping coordinate recruiting at K-State.

In his career, Sawyers has been to two College World Series, three NCAA Super Regionals, and 10 Regional Tournaments. He has mentored 39 Major League Baseball draft picks including two first-round picks and eight top-10 round picks.

The Wildcats ranked fourth in the Big 12 offensively with a .284 team batting average in 2016. The Wildcat offense registered a .400 slugging percentage, .372 on base clip, scored 335 runs, scattered 550 hits, knocked 100 doubles, 17 triples, and 30 home runs while driving in 300 runs.

Sawyers mentored freshman Josh Rolette to earning Louisville Slugger Freshman All-American honors in 2016. He also helped guide Jake Scudder to the title of Big 12 Newcomer of the Year. In all,



HEAD COACH ANDY SAWYERS

the Wildcats posted three student-athletes to All-Big 12 Teams last season.

The 2015 and 2016 seasons were Sawyers' second stint at Kansas State, serving as an assistant coach for the Wildcats in 2009 and 2010. K-State went 80-30-1 over those two seasons and made consecutive NCAA Regional appearances, the first two in school history.

The 2009 campaign was a year of power for the Wildcats under Sawyers. The team hit 22 triples and 58 home runs, the most in both categories since 1997. The offense shined when it came to stolen bases as the 149 steals were the second-most in the nation and two shy of breaking the Big 12 record. Overall, the team finished among the Big 12 leaders in on-base percentage (2nd, .399), runs scored (2nd, 458), hits (2nd, 675), RBI (2nd, 420), doubles (3rd, 123), and fewest strikeouts (4th, 393).

Six Wildcats earned All-Big 12 honors in 2009, including outfielder Nick Martini, who also garnered Louisville Slugger Freshman All American honors, and Justin Bloxom and Carter Jurica, who finished fourth and eighth, respectively, in the Big 12 in batting average.

The 2010 squad matched the success of 2009 by also reaching the NCAA postseason, but the offense topped the previous season's totals in batting average (.323 in 2010; .317 in 2009), runs per game (7.6 vs. 7.4) and OBP (.426 vs. .399).

Prior to his stop at Kansas State, Sawyers spent four seasons as the Associate Head Coach at Texas A&M (2011-14). Those four seasons

at Texas A&M represented the conclusion of Sawyers' five total campaigns with the Aggies after he spent 2008 as a volunteer assistant coach.

In each of those five seasons, Sawyers helped Texas A&M reach an NCAA Regional while also winning two Big 12 championships. In addition, he coached standouts Tyler Naquin - 2011 Big 12 Player of the Year, All-American and a first round pick by the Cleveland Indians in 2012 - and Krey Bratson, a 2011 Freshman All-American.

Before his appointment at Texas A&M in 2008, Sawyers worked with current Aggie head coach Rob Childress as an assistant coach and the recruiting coordinator at Nebraska from 2003-07. While in Lincoln, he helped the Huskers earn four trips to the NCAA Tournament, including an appearance at the 2005 College World Series. Sawyers, who lettered two years at Nebraska, worked with 12 Huskers who were selected in the MLB Draft, including Alex Gordon, a two-time Big 12 Player of the Year. In 2005, Gordon won five national player of the year awards before being taken as the second overall pick by the Kansas City Royals.

Sawyers took on all hitting coach responsibilities at Nebraska beginning with the 2006 season, when the team batted .310 - its best mark in four years - and ranked in the top three of the Big 12 in home runs, stolen bases, OBP and slugging.

Also during his time in Lincoln, Sawyers served as the academic coordinator and worked with the catchers. Additionally, Sawyers helped the Huskers recruit their

THE ANDY SAWYERS FILE

Born

May 24, 1975

Hometown

Willits, Calif.

Family

Spouse: Dena

Son: Andrew James (A.J.)

Education

• Nebraska, B.A. in History, 1998

• Nebraska, M.S. in Education, 2000

SAWYERS' YEAR-BY-YEAR RECORDS

Year	School	Assignment	Record	Conf./Finish	Postseason
1999	Northwestern State	Volunteer Assistant	38-21	18-9/2nd	
2000	Nebraska	Volunteer Assistant	51-17	21-9/2nd	NCAA Super Regional
2001	Hutchinson CC	Head Coach	40-16	-	Sub-Regional
2002	Hutchinson CC	Head Coach	47-11	-	Sub-Regional
2003	Nebraska	Assistant Coach	47-18	20-7/1st	NCAA Regional
2004	Nebraska	Assistant Coach	36-23	11-16/8th	-
2005	Nebraska	Assistant Coach	57-15	19-8/1st	NCAA College World Series
2006	Nebraska	Assistant Coach	42-17	17-10/3rd	NCAA Regional
2007	Nebraska	Assistant Coach	32-27	14-13/4th	NCAA Regional
2008	Texas A&M	Volunteer Assistant	46-19	19-8/1st	NCAA Super Regional
2009	Kansas State	Assistant Coach	43-18-1	14-11-1/4th	NCAA Regional
2010	Kansas State	Assistant Coach	37-22	14-12/3rd	NCAA Regional
2011	Texas A&M	Assoc. Head Coach	47-22	19-8/1st	NCAA College World Series
2012	Texas A&M	Assoc. Head Coach	43-18	16-8/2nd	NCAA Regional
2013	Texas A&M	Assoc. Head Coach	34-29	13-16/6th	NCAA Regional
2014	Texas A&M	Assoc. Head Coach	36-26	14-16/5th	NCAA Regional
2015	Kansas State	Assoc. Head Coach	27-30	10-14/6th	-
2016	Kansas State	Assoc. Head Coach	26-31	8-16/8th	-
2017	Southeast Missouri	Head Coach	29-26	16-14/5th	OVC Tournament
2018	Southeast Missouri	Head Coach	27-30	20-10/2nd	OVC Tournament
2019	Southeast Missouri	Head Coach	23-32	10-20/10th	-

Overall Record as a Head Coach: 166-115 (5 years)

Record at Southeast Missouri, 79-88, 46-44 Ohio Valley Conference (4th year)

Record at Hutchinson CC, 87-27 (2 years)

Record as a college associate head coach, 213-156

Record as a college assistant coach, 294-140-1

Record as a volunteer assistant coach, 135-57

then-highest-rated class in school history, as the 2004 recruiting class was ranked 16th nationally by Collegiate Baseball.

After working as the volunteer assistant at Nebraska in 2000, Sawyers spent the 2001 and 2002 seasons as the head coach at Hutchinson Community College, compiling an 87-30 record and two postseason berths. In 2001, the Dragons went 40-16 and won the Jayhawk West Sub-Regional, while the 2002 squad set a school record with 47 wins and was ranked as high as seventh by the NJCAA.

Sawyers' coaching career began at

Northwestern (La.) State in 1999 as a volunteer assistant coach, helping the Demons finish second in the Southland Conference.

Sawyers first played collegiately at Point Loma (Calif.) Nazarene College in 1994. Following a year off, he played at Mendocino (Calif.) Junior College in 1996 before finishing up his playing career at Nebraska.

A native of Willits, California, Sawyers received his bachelor (1998) and master's (2000) degrees from Nebraska. He is married to the former Dena Lindeblad and the couple have one child, Andrew James (A.J.).



ASSISTANT COACHES



- ▶ Assistant Coach
- ▶ Fourth Year
- ▶ Missouri-St. Louis, 2010

CRAIG RINGE

Craig Ringe sets to begin his fourth season at Southeast Missouri. Ringe is the Redhawks hitting coach.

Last season, Ringe coached a Redhawk offense which ranked among the top five Ohio Valley Conference leaders in on base percentage (5th, .377), triples (2nd, 17), walks (5th, 272), hit by pitch (1st, 77), sacrifice bunts (4th, 29), and stolen bases (4th, 74). Individually, Tyler Wilber led the OVC in batting average (.383) and on base percentage (.480). Alex Nielsen led the league in sacrifice bunts (10).

Wilber led the team in batting average (.383), hits (80), doubles (19), triples (3), RBI (40), slugging percentage (.531), and on-base percentage (.480). He was one of two Redhawks who started every game this season. Wilber posted 27 multiple-hit games, which doubled anyone else on the team. He also reached base safely in 18 consecutive contests, with a season-high 20-game streak.

In 2018, the Redhawks finished with a 27-30 record with a 20-10 mark in conference play to earn the No. 2 seed in the OVC Tournament. Ringe coached a Redhawk offense that knocked off the #20 Tennessee Tech, who at the time was on the nation's longest (28) win streak.

A key part of that offense included the duo of Justin Dirden and Trevor Ezell. Ezell had a .377 batting average with 87 hits and a .558 slugging

percentage. Dirden had a .340 batting average with 72 hits and a .665 slugging percentage.

In 2017, Ringe coached a Redhawk offense which ranked among the top five Ohio Valley Conference leaders in batting average (4th, .300), on-base percentage (.393), RBI (4th, 361), triples (1st, 19) and walks (5th, 243).

Before coming to Southeast, Ringe coached in the Prospects Baseball Program out of St. Louis, Missouri. More specifically, he was the head coach of the top 17 team since 2013. In 2016, his team included seven high school players with Division I offers and three with offers from Division II programs. The squad finished the season 25-5-2.

His collegiate coaching resume features two seasons at Kansas State University where he was the volunteer assistant coach from 2008 and 2009. Ringe and Sawyers coached one season together at K State in 2009, helping guide the Wildcats to the program's first ever NCAA Regional appearance. Ringe worked primarily with the infielders while assisting Sawyers with hitting.

He also has experience in the summer collegiate level after serving as hitting coach in 2009 and 2010 for the Mat-Su Miners of the Alaskan Baseball League. With Ringe's guidance, the Miners won back-to-back ABL championships both seasons he was

there. In 2010, the team led the league with a .310 batting average.

Other coaching experience includes coaching Parkway South High School (St. Louis) to district and conference championships in 2010. He has also served the Meramec Valley (2010-12) and Team Missouri (2012-13) baseball clubs as Head Player Development Coach.

As a student-athlete, Ringe was a standout at University of Central Missouri from 1998-2002. He was a three-time All-Mid-American Intercollegiate Athletic Association (MIAA) selection, as well as being named the MIAA Player of the Year his senior season in 2002. He also earned recognition as NCAA Division II Region Player of the Year and was named Second Team All-American as a senior.

Ringe helped lead the Mules to a runner-up finish in the Division II National Championship in 2001 and a third-place finish in 2002.

In 2008, Ringe was inducted into the UCM Athletics Hall of Fame. He broke school career records for runs scored (297) and walks (181), and ranked second in career games played (240), at bats (807), hits (275), doubles (61), and field assists (583). His 297 runs scored stands as the NCAA Division II record.

The Texas Rangers drafted Ringe in the 2002 MLB Draft in the 23rd round. He played five seasons in the Rangers' organization, reaching Double-A Frisco.

Ringe earned his Bachelor's degree in Educational Studies from the University of Missouri – St. Louis in 2010.

Ringe has Southeast Missouri connections from his playing days with the Capahas from 1999-2000. He played for long-time manager of the Capahas Jess Bolen.

Craig and his wife, Sara, have two boys – Craig and Carson.





- Assistant Coach
- Second Year
- Belmont, 2015
- Florida State, 2016

MATTHEW KINNEY

Matthew Kinney is in his third season with the Redhawks coaching staff, his second as the pitching coach.

Last season, Kinney coached the pitching staff, including All-OVC honoree Noah Niznik.

Niznik recorded a 3.63 ERA in 62.0 innings pitched. He started 13 games this season, notching a 3-4 record on the mound. The freshman threw a complete game earlier this season at Belmont. Niznik struck out a career-high seven batters against UT Martin.

Opposing hitters averaged just .248 against Niznik.

In his first season with the Redhawks, Kinney fulfilled the role of Volunteer Assistant Coach and Director of Baseball Operations. On the field, his primary responsibilities included supporting the pitching staff while assisting with outfield defense and hitting. He was also instrumental in organizing the Redhawks Baseball Camps.

Prior to his role on the Redhawks

staff, Kinney played for the Cotuit Kettleers in the Cape Cod League in 2015, and returned as the pitching coach of the Kettleers in 2016. During his tenure, Kinney coached 14 current professional pitchers, who accumulated a 3.81 ERA on the season. He also assisted with the East Cobb Astros in Atlanta, Georgia in 2013.

Kinney joined the Redhawks Staff, following a season as a left-handed pitcher at Florida State University. He played his redshirt-senior season with the Seminoles, pitching 25.1 innings in 27 appearances. He finished the season with a 3-0 record and a 2.49 ERA while holding batters to a .188 batting average. The Seminoles clinched a Super Regional berth in 2016 with Kinney in the pen. He was named to the National Collegiate Baseball Writers Association Stopper of the Year Award watch list.

Prior to Florida State, Kinney played at Ohio Valley Conference rival Belmont University. Saw limited action in 2012, his freshman season, as he played in eight games including four appearances on the mound. Kinney

medically redshirted in 2013. He started 31 games in the outfield while driving in 15 runs as a redshirt sophomore in 2014. He knocked down five doubles and hit four home runs.

He transitioned to a full-time pitcher in 2015, making 35 appearances for the Bruins, all out of the pen. He finished the season 3-5 with six saves and a 1.80 ERA. He fanned 62 hitters, walking just 16 in 55 innings of work. He allowed just 11 earned runs and held batters to a .210 batting average. His resume includes recording two saves against top five-ranked Vanderbilt in 2015. Kinney was named Second Team All-OVC and earned All-OVC Tournament honors that season. He ranked second in the league with 29 batters struck out looking and led the OVC with 35 appearances. His six saves tied for third in the conference.

Kinney, a native of Alpharetta, Georgia, earned his Bachelor's degree in Finance from Belmont in May 2015 and his Master's degree in Sport Management from Florida State in the Summer of 2016.



- Volunteer Assistant
- First Year
- Colorado Christian, 2010

MICHAEL CAVAZOS

Michael Cavazos joined the Southeast Missouri State baseball staff in August 2019. His primary responsibilities include working with the outfielders and hitters, as well as serving as the baseball camp director.

Before coming to Southeast, Cavazos served as an assistant coach at Erskine College, NCAA DII. At Erskine, Cavazos acted as the defensive coordinator, coaching the outfielders and hitters. Erskine felt an immediate

impact in his lone season in Due West. The flying fleet had a statistical increase in runs, doubles, triples, home runs, total bases, slugging percentage, hit by pitch, stolen bases, and a decrease in strike outs. He mentored four all-conference players, and one all-region player.

Prior to Erskine, Cavazos coached in the Lights Out Baseball Academy out of San Antonio, Texas. Working under Cedric Harris, and Joe Orloski, Cavazos helped Lights out develop 114 college players and 13 professional players.

As a student-athlete, Cavazos was a standout four-year starter

at Colorado Christian University from 2007-2010. He finished as the career leader in, HBP (Career & Season), BB (Career), Doubles (Career & Season), Triples (Career & Season), OBP (Career & Season), Sac Flies (Season), RBIs (Career & Season). Following his junior year, Cavazos received All-American honors. After graduation, Cavazos spent one year playing professional baseball.

Cavazos, a native of San Antonio, Texas, earned his bachelor's degree in Accounting with a double minor in Finance and Biblical Studies from Colorado Christian University 2010.





PLAYERS



PROTECT
THIS HOUSE

2020 BASEBALL



2

► INF ► Senior
► 6-1 ► 185 ► R/R
► Ste. Genevieve, Mo.
► Valle Catholic HS

CONNOR BASLER

2019:

Appeared in 55 games and started in 53 at second base ... Batted leadoff in 45 games, hitting .273 with 56 hits, a team-high 44 runs scored, 10 doubles, a pair of triples to total 18 runs batted in ... Was hit by pitch 18 times and drew 28 walks ... Had a team-high 21 stolen bases on 26 attempts ... Had a season-high 10-game hitting streak ... Had a season-high three-runs twice, the last being at Missouri (May 1) ... Ended the season on a three-game hitting streak ... Was second in the OVC in stolen bases (21) and steal attempts (26).

2018:

Appeared in 52 games and started 51 at shortstop ... Hit .227 with 39 hits, 32 runs scored, seven doubles, a triple to total 20 runs batted in ... Was hit by pitch seven times and drew 16 walks ... Was tied for a team-high seven sacrifice bunts and ranked fifth in the Ohio Valley Conference with 139 assists ... Put together an 11-game hitting streak from Mar. 23-Apr. 10 ... Recorded multiple-hit games on nine circumstances with a season-high of four in the Redhawks

series vs. Austin Peay (3/31) ... Reached a season-high .286 batting average vs Bowling Green (2/24) ... Safely reached base in 16-straight games from Mar.14-Apr. 10, tied for third longest on the team for the season ... Named Southeast Scholar-Athlete.

2017:

Appeared in 54 games and started 53 at shortstop as a freshman...Hit .235 with 43 hits, 33 runs scored, eight doubles and 17 runs batted in...Was hit by a pitch seven times and drew 24 walks... Ranked second on the team with 10 stolen bases...Tied for fifth in the Ohio Valley Conference in sacrifice bunts (8), ranked third in assists (162) and was tied for fourth in fielding double plays (40)... Registered multiple-hits on eight occasions with a season-high four in game one of the Redhawks series vs. Western Illinois (2/24)...Went 4-for-5 with two doubles, a walk, three runs scored and four RBIs in that game...Strung together a six-game hitting streak from Mar. 5-17... Reached base safely in 18-consecutive games from Mar. 5-Apr. 5, fourth-longest of the season...Tied for fourth in OVC

games with nine stolen bases...Named Southeast Scholar-Athlete and OVC Commissioner's Honor Roll selection.

Prep:

Started and lettered all four years at Valle Catholic in Ste. Genevieve, Missouri ... Named all-conference, all-district, and all-state sophomore through senior years... Hit .615 with 59 RBI en route to Rawlings Third Team All-American honors as a senior...Hit .487 with a .571 on base percentage with 22 stolen bases and 41 runs as a junior ... Earned a .404 batting average with 30 RBI, and 23 walks with only one strikeout along with pitching 49 innings with a 0.57 ERA and 47 strikeouts, only allowed four earned

runs as a sophomore...Hit .356 with a .500 on base clip as a freshman...Helped lead Valle to conference and state titles in 2013 and 2014...Also an accomplished athlete on the football field and basketball court...Was a two-time all-conference and all-district performer in basketball...Was an all-state quarterback who helped lead Valle to state football titles in 2013 and 2014...Was a 2014 Dream Team Player of the Year...Is the school's all-time passing leader.

Personal:

Born June 2, 1997...Son of Scott and Dawn Basler...Majoring in Sport Management.

CAREER-HIGHS

At-Bats	6	2x; last vs Eastern Kentucky (05/10/19)
Runs	3	4x; last at Missouri (05/01/19)
Hits	4	3x; last vs Tennessee Tech (04/19/19)
Doubles	2	2x; last at Austin Peay (03/31/18)
Triples	1	3x; last at Belmont (05/03/19)
Home Runs	0	--
RBI	4	2x; last vs Murray State (04/21/18)
Stolen Bases	2	7x; last at SIUE (03/17/19)



BASLER'S CAREER STATISTICS AT SOUTHEAST MISSOURI

Year	Avg.	GP-GS	AB	R	H	2B	3B	HR	RBI	TB	SLG%	BB	HBP	SO	GDP	OB%	SF	SH	SB-ATT	PO	A	E	FLD%
2017	.235	54-53	183	33	43	8	0	0	17	51	.279	24	7	44	3	.343	2	8	10-13	71	162	16	.936
2018	.227	52-51	172	32	39	7	1	0	20	48	.279	16	7	41	3	.316	1	7	8-10	75	139	24	.899
2019	.273	55-53	205	44	56	10	2	0	18	70	.341	28	9	28	3	.381	2	6	21-26	102	123	12	.949
Total	.246	161-157	560	109	138	25	3	0	55	169	.302	68	23	113	9	.349	5	21	39-49	248	424	52	.928

BASLER'S CAREER STATISTICS IN OHIO VALLEY CONFERENCE GAMES

Year	Avg.	GP-GS	AB	R	H	2B	3B	HR	RBI	TB	SLG%	BB	HBP	SO	GDP	OB%	SF	SH	SB-ATT	PO	A	E	FLD%
2017	.217	30-30	106	22	23	3	0	0	6	26	.245	17	4	26	1	.346	0	2	9-10	49	100	7	.955
2018	.264	30-29	106	19	28	5	1	0	16	35	.330	6	3	26	0	.319	1	4	4-5	44	81	11	.919
2019	.275	30-30	131	20	36	6	2	0	10	46	.351	7	5	19	1	.333	1	1	10-13	62	68	8	.942
Total	.254	90-89	343	61	87	14	3	0	32	107	.312	30	12	71	2	.333	2	7	23-28	155	249	26	.940



PROTECT
THIS HOUSE

RETURNEES



9

► INF ► Junior
► 6-3 ► 215 ► R/R
► Rossmore, Calif.
► Los Alamitos H.S.
► Long Beach City College

TYLER WILBER

- Preseason All-OVC Honors
- Collegiate Baseball
Preseason All-American

2019:

Started every game of the season at shortstop ... Batted in the third spot in 37 games and as the cleanup in 18 games ... Led the OVC in batting average (.383) and on base percentage (.480) ... Had 80 hits, 19 doubles, three triples and two home runs ... Racked up 40 RBI and scored 43 runs ... Was walked 37 times and hit by pitch four different times ... Boasted a team-high .480 on base percentage ... Led the team with 27 multiple hit games, totaling 19 games with two hits, six games with three and two games with four hits ... Had a 14-game hitting streak during the season ... Reached base safely in 20 straight games ... Ended the season reaching base safely in 18-consecutive

games ... Ranked in the OVC in hits (5th, 80), doubles (3rd, 19), walks (9th, 37) and fielding double plays (10th, 28) ... Knocked down two doubles against UT Martin (Mar. 8) ... Had a season-high five RBI against Tennessee Tech (Apr. 19).

Prep:

Attended Long Beach City College ... Had a .331 batting average, .407 on-base percentage, and .964 fielding percentage.

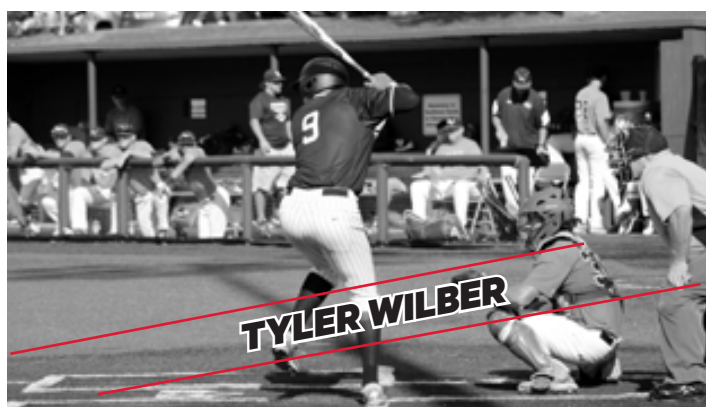
Personal:

Born on November 28, 1997 ... Son of Bruce Wilber and Kathleen Goggin ... Has one brother, Greg Goggin ... His father, Bruce Wilber played baseball with the Portland Mavericks ... Majoring in Social Science at SEMO.



CAREER-HIGHS

At-Bats	5	14x; last at Morehead State (05/18/19)
Runs	3	3x; last at Eastern Illinois (03/31/19)
Hits	4	2x; last at Morehead State (05/16/19)
Doubles	2	vs UT Martin (03/08/19)
Triples	1	3x; last at SIUE (03/15/19)
Home Runs	1	2x; last vs Tennessee Tech (04/19/19)
RBI	5	vs Tennessee Tech (04/19/19)
Stolen Bases	1	at Eastern Illinois (04/01/19)



WILBER'S CAREER STATISTICS AT SOUTHEAST MISSOURI

Year	Avg.	GP-GS	AB	R	H	2B	3B	HR	RBI	TB	SLG%	BB	HBP	SO	GDP	OB%	SF	SH	SB-ATT	PO	A	E	FLD%
2019	.383	55-55	209	43	80	19	3	2	40	111	.531	37	4	24	4	.480	2	1	1-5	66	114	11	.942

WILBER'S CAREER STATISTICS IN OHIO VALLEY CONFERENCE GAMES

Year	Avg.	GP-GS	AB	R	H	2B	3B	HR	RBI	TB	SLG%	BB	HBP	SO	GDP	OB%	SF	SH	SB-ATT	PO	A	E	FLD%
2019	.416	30-30	113	26	47	14	1	2	22	69	.611	18	3	12	1	.504	1	0	1-4	34	61	5	.950

2020 BASEBALL



12

► C ► Sophomore
► 6-2 ► 215 ► R/R
► St. Louis, Mo.
► St. John Vianney H.S.

ANDREW KECK

2019:

Appeared in 47 games, perched behind home plate in 37 outings ... Started behind home plate in 35 games, with five starts in left field ... Split time behind home plate and outfield ... Hit .255 with 39 hits, 10 doubles, a triple and three home runs ... Drew 15 walks and stole 10 bases on 12 attempts ... Had 10 multiple RBI games, including two games with three RBI ... Had a team-high 15 putouts at SIUE (Mar. 15) ... Defensively ranked in the OVC in fielding percentage (8th, .997) and caught stealing by (6th, 12) ... Had a career-high three RBI against Purdue-Fort Wayne (Mar. 2) and at Morehead State (May 16) ... Knocked down a season-high two doubles at Belmont (May 5).

Prep:

Received First Honors all four years at St. John Vianney HS ...

Was a state champion in 2018 with fellow Redhawk Noah Niznik ... Named First-Team All-Conference, All-State and All-Metro ... Had three home runs, 37 hits, 35 RBI, and 40 runs his senior season ... Recorded a .330 batting average, .453 OB%, .500 slugging percentage on 112 AB ... Named First-Team All-Conference, Second-Team All-State and First-Team All-Metro his junior season ... Honored as Under Armour All-American and Offensive MVP at Vianney ... Had .452 batting average, .543 OB%, .600 slugging percentage on 115 AB ... Had 33 runs, 52 hits, and 29 RBI in his junior season.

Personal:

Born on December 12, 1999 ... Son of Jamie Windhorst ... Majoring in Business at SEMO.



CAREER-HIGHS

At-Bats	5	4x; last at Morehead State (05/16/19)
Runs	2	2x; last at Murray State (04/12/19)
Hits	4	at Belmont (05/05/19)
Doubles	2	at Belmont (05/05/19)
Triples	1	vs Eastern Kentucky (05/10/19)
Home Runs	1	3x; last at Morehead State (05/17/19)
RBI	3	2x; last at Morehead State (05/16/19)
Stolen Bases	2	2x; last at Murray State (04/12/19)



KECK'S CAREER STATISTICS AT SOUTHEAST MISSOURI

Year	Avg.	GP-GS	AB	R	H	2B	3B	HR	RBI	TB	SLG%	BB	HBP	SO	GDP	OB%	SF	SH	SB-ATT	PO	A	E	FLD%
2019	.255	47-44	153	20	39	10	1	3	25	60	.392	15	1	39	7	.325	0	0	10-12	225	36	1	.997

KECK'S CAREER STATISTICS IN OHIO VALLEY CONFERENCE GAMES

Year	Avg.	GP-GS	AB	R	H	2B	3B	HR	RBI	TB	SLG%	BB	HBP	SO	GDP	OB%	SF	SH	SB-ATT	PO	A	E	FLD%
2019	.248	29-27	101	13	25	7	1	2	12	40	.396	9	0	28	0	.309	0	0	5-6	174	27	0	1.000

RETURNEES



13

► C ► Redshirt-Sophomore
► 6-2 ► 215 ► L/R
► Wildwood, Mo.
► Lafayette HS



WADE STAUSS

2019:

Started 11 games behind the plate before injury ... Had a .257 batting average on nine hits and seven RBI ... Knocked down three doubles and a triple in 11 games ... Had three multiple hit games and three multiple RBI games ... Had a three-game hitting streak and reached base safely in 10-straight games.

2018:

Appeared in 48 games and started in 40 ... Played in 39 games behind the plate ... Hit .197 with 27 hits, 19 runs, four doubles, seven home runs, and 23 RBI ... Was second on the team with 27 walks, three sacrifice flies, and 261 putouts ... Listed as third on the team with seven home runs in his rookie campaign ... Was fourth on the team with a .990 fielding percentage ... Was fifth on the team with 23 runs batted in ... Had three multiple-hit games with season-best at UT Martin

(3/17) where he went 4-for-4 with two singles, a double, a walk, and a stolen base ... Had six multiple RBI games with five against South Dakota State (3/2) ... Connected a four-game hitting streak from May 12-May 17 ... Reached base safely in six games for a streak that stretched from May 12-May 19 ... Named Southeast Scholar-Athlete and Commissioner Honor Roll selection.

Prep:

Suburban West All-Conference and All-Metro selection at Lafayette High School...Returned from an injury-plagued junior year to hit .508 with seven home runs and 29 RBIs in his final prep season...Boasted a 1.000 slugging percentage that year.

Personal:

Born April 4, 1999 ... Son of Dave and Tonia Stauss ... Majoring in Business.

CAREER-HIGHS

At-Bats	5	vs Southern Illinois (03/06/19)
Runs	3	vs Purdue-Fort Wayne (03/02/19)
Hits	4	at UT Martin (03/17/18)
Doubles	1	7x; last vs Purdue-Fort Wayne (03/02/19)
Triples	1	vs Western Illinois (02/23/19)
Home Runs	1	7x; last at Eastern Kentucky (05/17/18)
RBI	5	vs South Dakota State (03/02/18)
Stolen Bases	1	2x; las vs Eastern Illinois (04/08/18)



STAUSS'S CAREER STATISTICS AT SOUTHEAST MISSOURI

Year	Avg.	GP-GS	AB	R	H	2B	3B	HR	RBI	TB	SLG%	BB	HBP	SO	GDP	OB%	SF	SH	SB-ATT	PO	A	E	FLD%
2018	.197	48-40	137	19	27	4	0	7	23	52	.380	27	6	58	2	.347	3	1	2-4	261	31	3	.990
2019	.257	11-11	35	7	9	3	1	0	7	14	.400	9	1	10	0	.422	0	0	0-0	84	4	3	.967
Total	.209	59-51	172	26	36	7	1	7	30	66	.384	36	7	68	2	.362	3	1	2-4	345	35	6	.984

STAUSS'S CAREER STATISTICS IN OHIO VALLEY CONFERENCE GAMES

Year	Avg.	GP-GS	AB	R	H	2B	3B	HR	RBI	TB	SLG%	BB	HBP	SO	GDP	OB%	SF	SH	SB-ATT	PO	A	E	FLD%
2018	.229	28-25	83	13	19	3	0	4	13	34	.410	19	5	37	2	.394	2	1	2-3	162	17	2	.989
2019	.000	2-2	5	0	0	0	0	0	0	0	.000	1	0	2	0	.167	0	0	0-0	15	0	1	.938
Total	.216	30-27	88	13	19	3	0	4	13	34	.386	20	5	39	2	.383	2	1	2-3	177	17	3	.985



2020 BASEBALL



14

- OF ► Senior
- 6-3 ► 200 ► R/R
- Oklahoma City, Okla.
- Yukon H.S.
- Northeastern JuCo

KEEGAN MEYN

2019:

Appeared in a total of 20 games, 13 as an outfielder and seven on the mound ... Tallied a pair of doubles and three RBI ... Drew three walks and was hit by pitch three times ... Reached base safely in three-consecutive games ... On the mound, had a 2.89 ERA ... Threw 9.1 innings, allowing just three earned runs ... Struck out 14 batters and allowed just one extra base hit ... Had a season-high four strikeouts against Tennessee Tech (Apr. 19) ... Allowed just one extra base hit all season.

Prep:

Had a .359 batting average with 44 RBI, six home runs, 12 stolen bases, .430 on-base percentage on 172 plate appearances ... Named Oakley All-American, Area Code Games, Region IX All-Region Second-Team at Northeastern ... Honored as a Ferguson Jenkins Outstanding Student Athlete Award and Oklahoma

Scholar Athlete.

Personal:

Born November 26, 1995 ... Son of Eric and Brandy Meyn ... Has one brother, Hunter ... Majoring in Integrated Marketing Communications at SEMO.

HITTING CAREER-HIGHS

At-Bats	4	2x; last at SIUE (03/16/19)
Runs	1	5x; last vs Austin Peay (03/24/19)
Hits	1	2x; last at SIUE (03/15/19)
Doubles	1	2x; last at SIUE (03/15/19)
Triples	-	--
Home Runs	-	--
RBI	1	3x; last vs Illinois State (03/12/19)
Stolen Bases	1	vs Western Michigan (02/17/19)

PITCHING CAREER-HIGHS

Innings	3.0	vs Eastern Kentucky (05/11/19)
Fewest Hits	0	3x; last at Belmont (05/03/19)
Most Hits	0	3x; last at Belmont (05/03/19)
Fewest Runs	0	4x; last at Belmont (05/03/19)
Most Runs	2	at Morehead State (05/18/19)
Fewest Walks	0	3x; last vs McKendree (04/23/19)
Strikeouts	6	vs Eastern Kentucky (05/11/19)



MEYN'S CAREER HITTING STATISTICS AT SOUTHEAST MISSOURI

Year	Avg.	GP-GS	AB	R	H	2B	3B	HR	RBI	TB	SLG%	BB	HBP	SO	GDP	OB%	SF	SH	SB-ATT	PO	A	E	FLD%
2019	.100	13-3	20	5	2	2	0	0	3	4	.200	3	3	12	0	.296	1	0	1-1	14	2	2	.889

MEYN'S CAREER HITTING STATISTICS IN OHIO VALLEY CONFERENCE GAMES

Year	Avg.	GP-GS	AB	R	H	2B	3B	HR	RBI	TB	SLG%	BB	HBP	SO	GDP	OB%	SF	SH	SB-ATT	PO	A	E	FLD%
2019	.100	3-2	10	2	1	1	0	0	0	2	.200	1	0	7	0	.182	0	0	0-0	3	1	0	1.000

MEYN'S CAREER PITCHING STATISTICS AT SOUTHEAST MISSOURI

Year	ERA	W-L	APP	GS	CG	SHO	SV	IP	H	R	ER	BB	SO	2B	3B	HR	B/Avg.	WP	HBP	BK	SFA	SHA
2019	2.89	0-0	7	0	0	0/0	1	9.1	6	4	3	5	13	1	0	0	.182	3	2	0	0	0

MEYN'S CAREER PITCHING STATISTICS IN OHIO VALLEY CONFERENCE GAMES

Year	ERA	W-L	APP	GS	CG	SHO	SV	IP	H	R	ER	BB	SO	2B	3B	HR	B/Avg.	WP	HBP	BK	SFA	SHA
2019	4.26	0-0	4	0	0	0/0	0	6.1	4	3	3	4	10	1	0	0	.182	1	2	0	0	0

RETURNEES



17

► OF ► Senior
► 6-0 ► 195 ► L/R
► Caruthersville, Mo.
► Caruthersville HS
► Jefferson College

PEYTON FAULKNER

2019:

Played in 34 games last season, starting in 30 ... Started 20 games in left field, three games in center and seven games in right field ... Batted in the leadoff position in three games and in the ninth hole 16 times ... Hit .226 with 20 runs, 26 hits, five doubles, a triple, a pair of home runs and 20 RBI ... Was hit by pitch eight times and was walked eight times ... Stole six bases on seven attempts ... Had eight multiple hit games, seven of which had two hits ... Had five multiple RBI games, with two games recording three RBI ... Had a four-game hitting streak during the season and reached base safely in 10-straight games ... Was left on base a team-high eight times at Belmont (May 5) ... Had three RBI, against Tennessee Tech (Apr. 19).

2018:

Appeared in 52 games with 47 starts ... Hit .281 with 41 runs, 48 hits, two doubles, a triple, two home runs, and 22 RBI ... Was the leadoff hitter eight times and batted second 33 times...Started 29 games in

outfield (10 in right, eight in center and 11 in left), and 18 as designated hitter...Led the team and the OVC in hit by pitches (18) and fielding percentage (1.000) ... Was tied for first on the team and fifth in the OVC with seven sacrifice bunts ... Tied for second on the team with 11 steals attempted and a stolen base percentage of .727 ... Was third on the team with 41 runs scored ... Finished fourth on the team with .417 on-base percentage ... Recorded 15 multiple-hit games, with personal-best four games with three hits ... Had five multiple RBI games ... At Austin Peay (Mar. 31) had a season-best two hits, two runs, four RBI, a sacrifice bunt, and a home run ... Had a six-game hitting streak stretch from Mar. 2-Mar. 10 ... Reached base safely in 22 straight games that stretched from Mar. 2- Apr. 7 ... Southeast Scholar-Athlete and Commissioner Honor Roll selection.

Jefferson College:

Hit .326 with 53 runs scored, eight doubles, a triple, four home runs and 32 RBI in 2017...Tied for second

on the team in runs and ranked second with 61 hits...Led the team with 31 stolen bases and boasted a .990 fielding percentage ... Committed only one error in 57 starts...Had multiple hits in 14 contests.

Prep:

Four-year starter at Caruthersville High School...Earned first-team all-conference, all-state and all-district honors in multiple seasons... Won his Conference Player of the Year award...2016 Male Athlete and Scholar-Athlete of the Year... Also played football, where he was

named his team's Most Valuable Player and Offensive Player of the Year ... Ranked in the top 10 percent of his class and was a member of National Honor Society.

Personal:

Born on April 14, 1998 ... Son of Kevin and Kelly Jo Faulkner ... Majoring in Biomedical Sciences.

CAREER-HIGHS

At-Bats	6	at Belmont (05/05/19)
Runs	3	at UT Martin (03/17/18)
Hits	3	5x; last vs Morehead State (05/18/19)
Doubles	1	10x; last vs Morehead State (05/18/19)
Triples	1	2x; last vs Tennessee Tech (04/19/18)
Home Runs	1	4x; last at Belmont (05/03/19)
RBI	4	at Austin Peay (03/31/18)
Stolen Bases	1	14x; last at Belmont (05/03/19)



FAULKNER'S CAREER STATISTICS AT SOUTHEAST MISSOURI

Year	Avg.	GP-GS	AB	R	H	2B	3B	HR	RBI	TB	SLG%	BB	HBP	SO	GDP	OB%	SB	SH	SB-ATT	PO	A	E	FLD%
2018	.281	52-47	171	41	48	5	1	2	22	61	.357	22	18	31	1	.417	0	7	8-11	46	0	0	1.000
2019	.226	34-30	115	20	26	5	1	2	20	39	.339	8	8	25	5	.318	1	1	6-7	59	0	1	.983
Total	.259	86-77	286	61	74	10	2	4	42	100	.350	30	26	56	6	.379	1	8	14-18	105	0	1	.991

FAULKNER'S CAREER STATISTICS IN OHIO VALLEY CONFERENCE GAMES

Year	Avg.	GP-GS	AB	R	H	2B	3B	HR	RBI	TB	SLG%	BB	HBP	SO	GDP	OB%	SB	SH	SB-ATT	PO	A	E	FLD%
2018	.235	28-26	102	24	24	1	0	1	12	28	.275	11	10	19	0	.266	0	4	3-6	21	0	0	1.000
2019	.242	17-15	62	10	15	2	1	1	12	22	.355	5	2	11	3	.314	1	1	2-2	29	0	0	1.000
Total	.238	45-41	164	34	39	3	1	2	24	50	.305	16	12	30	3	.347	1	5	5-8	50	0	0	1.000



2020 BASEBALL



19

► UTL ► Senior
► 5-11 ► 185 ► S/R
► Dardenne Prairie, Mo.
► Fort Zumwalt West HS

DANNY WRIGHT

- OVC All-Freshman Team 2017
- Collegiate Baseball Writers Association Freshman All-American
- Collegiate Baseball Newspaper All-American

2019:

Played in 50 contests while drawing the starting nod in 49 games ... Started in center field in 42 games, first base in 6 and one game at second base ... Compiled nine doubles, a triple and 24 RBI on 53 hits ... Had 25 walks and was hit by pitch nine times ... Recorded 11 stolen bases ... Had 13 multiple hit games, with three hits in four games ... Recorded five games with multiple RBIs, including one with three RBI ... Had a nine-game hitting streak during the season and reached base safely in ten-straight games ... Ended the season on a four-game hitting streak and reached base safely in eight-straight games ... Knocked down two doubles at SIUE (Mar. 16) ... Had a season-high three RBI against Memphis (Mar. 19).

2018:

Played in 52 games and started in 50 ... Played center field in 33 of those games ... Hit .258 with 50 hits, 33 runs, three doubles, a triple, three home runs, and 29 RBI ... Was the leadoff hitter for 19 games in 2018 ... Was second on the team for hit by pitched with 9 ... Tied

for third on the team with 25 walks and a .993 fielding percentage ... Was fourth on the team with 232 total plate appearance and 117 putouts ... Was fifth on the team with 64 total bases, three sacrifice bunts, 194 at bats, 50 starts, and 32 assists ... Reached base safely in nine games that stretched from Feb. 16- Feb. 27 ... Had an eight-game hitting streak from Apr. 8- Apr. 21 ... Put together six multiple-RBI games and seven multiple-hit games ... At Austin Peay (May 18) had a season-best five at bats with two runs, three hits, five RBIs, and a home run.

2017:

Landed a spot on the Ohio Valley Conference All-Freshman Team ... Second-Team Perfect Game and Rawlings Sporting Goods Freshman All-American ... Also earned Collegiate Baseball Newspaper and National Collegiate Baseball Writers Association Freshman All-America status ... Named to the OVC All-Tournament Team ... Southeast's top hitter with a .376 batting average in 51 games and 48 starts ... Started the final 44 games of the season at second base ... Registered 67 hits, 13 doubles, three triples, five home runs and 36 RBI ... Ranked second on the team with a .472 on-base percentage ... Boasted a .567 slugging percentage ... Stole nine bases and committed just seven errors ... Ranked sixth in the OVC in batting aver-

age and fourth in on-base percentage ... Hit .408, had a .602 slugging percentage and recorded a .508 on- base percentage in 30 conference games ... Had multiple-hits in 22 contests ... Hit safely in each of his last 10 games of the season ... Had three hits, a home run and four RBI vs. Saint Louis (Apr. 18) ... Went 3-for-5 with a home run, two runs scored and season-high five RBI at Jacksonville State (May 24).

Prep:

Four-year starter and letterwinner at Fort Zumwalt West High School ... Earned first-team all-conference honors, was a first- team all-district selection and second-team all-state infielder as a senior ... Garnered first-team all-conference and all-district honors as a

sophomore ... Was named second-team all-conference as a utility player his freshman year ... Helped lead the Jaguars to a conference championship as a senior and a district title as a freshman ... Played soccer and basketball ... Won the Jaguar Award twice and was a three-time Defensive MVP in soccer ... Three-time first-team all-conference soccer player, who also claimed all-region honors.

Personal:

Born on August 7, 1997 ... Son of Lonnie and Kathleen Wright ... Brothers David and Peter played baseball at Longview Community College ... First cousin is teammate Nathan Bock ... Majoring in Health Management.

CAREER-HIGHS

At-Bats	6	4x; last vs Tennessee Tech (04/19/19)
Runs	3	3x; last at Tennessee Tech (04/29/18)
Hits	3	19x; last vs Eastern Kentucky (05/10/19)
Doubles	2	2x; last at SIUE (03/16/19)
Triples	1	5x; last vs Austin Peay (03/22/19)
Home Runs	1	5x; at Eastern Kentucky (05/18/18)
RBI	5	at Austin Peay (03/31/18)
Stolen Bases	2	at Arkansas State (02/20/18)



WRIGHT'S CAREER STATISTICS AT SOUTHEAST MISSOURI

Year	Avg.	GP-GS	AB	R	H	2B	3B	HR	RBI	TB	SLG%	BB	HBP	SO	GDP	OB%	SF	SH	SB-ATT	PO	A	E	FLD%
2017	.376	51-48	178	43	67	13	3	5	36	101	.567	26	8	36	0	.472	2	4	9-9	113	119	7	.971
2018	.258	52-50	194	33	50	3	1	3	29	64	.330	25	9	33	1	.367	1	3	8-11	117	32	1	.993
2019	.270	50-49	196	34	53	9	1	0	24	64	.327	25	9	52	5	.377	1	0	11-16	151	3	2	.987
Total	.363	153-147	468	110	170	25	5	8	89	229	.489	76	26	121	6	.474	4	7	28-36	381	154	10	.982

WRIGHT'S CAREER STATISTICS IN OHIO VALLEY CONFERENCE GAMES

Year	Avg.	GP-GS	AB	R	H	2B	3B	HR	RBI	TB	SLG%	BB	HBP	SO	GDP	OB%	SF	SH	SB-ATT	PO	A	E	FLD%
2017	.408	29-28	103	24	42	11	3	1	18	62	.602	19	3	22	0	.508	1	3	7-7	62	91	4	.975
2018	.313	29-28	112	22	35	3	0	3	20	47	.420	15	3	17	1	.408	0	2	3-5	72	9	0	1.000
2019	.270	30-30	126	17	34	5	1	0	12	41	.325	13	5	35	4	.357	1	0	8-10	91	1	2	.979
Total	.326	88-86	341	63	111	19	4	4	50	150	.440	47	11	74	5	.421	2	5	18-22	225	101	6	.982

RETURNEES



23

► OF ► Redshirt-Senior
► 6-4 ► 215 ► L/R
► O'Fallon, Mo.
► Fort Zumwalt HS
► Jefferson College

JUSTIN DIRDEN

- NCBWA DI All-American Second-Team in 2018
- ABCA/Rawlings DI South Second Team All-Region in 2018
- All-OVC First-Team 2018

2019:

Redshirt due to injury.

2018:

Named All-OVC First Team ... Played in every game in 2018 and started 56 ... Played right field in 46 of those games, was the designated hitter in the rest ... Hit .340 with 72 hits, 46 runs, 19 doubles, a triple, 16 home runs, and 68 RBI ... Hit in the fifth spot for 45 games ... Led the team and ranked in the OVC in slugging percentage (2nd in OVC, .665), runs batted in (4th, 68), home runs (5th, 16), total bases (7th, 141) ... Led the team with 30 walks and 57 games played ... Ranked second on the team and tenth in the OVC with 19 doubles ... Ranked second on the team with stolen-base percentage (.818), batting average (.340), on-base percentage (.437), hits (72), and runs scored (46) ... Finished third on the team in hit by pitch (8), stolen bases (9), total plate appearances (252), and at bats (212)

... Had an eight-game hitting streak that stretched from Apr. 29-May 15 ... Reached base safely in 12 straight games that stretched from Mar. 16-Apr. 4 ... Created 22 multiple-hit games and 23 multiple-RBI games ... Had a season-best against Belmont (5/11) with four hits, two runs, five RBI, two home runs, and a walk.

Jefferson College:

Hit .323 with 40 runs scored, eight doubles, 10 home runs and 42 RBIs in 44 starts...Ranked second on the team in home runs...Boasted a .615 slugging percentage and a .474 on-base percentage...Had five stolen bases.

East Carolina:

Played in three games as a freshman in 2016.

Prep:

Four-year starter and letterwinner at Fort Zumwalt North High School... Three-time First-Team All-District selection...Hit .500 and registered a perfect field percentage his senior year...Hit .473 as a junior and .450 as a sophomore...Helped the Panthers to 54 wins over his four-year career...Named Most Valuable Player... Member of Team Missouri at PBR's

Midwest Future Game...Finished his prep career hitting .500 with five home runs and 25 RBIs...Added four triples, scored 19 runs, swiped five bases and drew 10 walks en route to First-Team All-Gateway Athletic Conference honors in the Central Division as a senior...Selected to play in the 2015 East-West Senior All-Star Series in St. Charles, Missouri...Listed as the sixth-best outfield prospect in Missouri by Perfect Game...Named All-Central

Regional Honorable Mention by Perfect Game...Rated as the 86th-best prospect in Missouri following his prep career by MaxPreps.com... Honors member.

Personal:

Born on July 16, 1997 ... Son of Robert and Lesa Dirden ... Majoring in Health Sciences

CAREER-HIGHS

At-Bats	6	at UT Martin (03/17/18)
Runs	3	at Austin Peay (03/31/18)
Hits	4	vs Belmont (05/11/18)
Doubles	2	2x; last vs Belmont (05/12/18)
Triples	1	vs Morehead State (03/10/18)
Home Runs	2	vs SIUE (03/25/18)
RBI	5	vs SIUE (03/25/18)
Stolen Bases	1	9x; last at Eastern Kentucky (05/17/18)



DIRDEN'S CAREER STATISTICS AT SOUTHEAST MISSOURI

Year	Avg.	GP-GS	AB	R	H	2B	3B	HR	RBI	TB	SLG%	BB	HBP	SO	GDP	OB%	SF	SH	SB-ATT	PO	A	E	FLD%
2018	.340	57-56	212	46	72	19	1	16	68	141	.665	30	8	61	4	.437	2	0	9-11	82	6	1	.989
2019	.000	2-2	6	0	0	0	0	0	0	0	.000	3	0	5	0	.333	0	0	0-0	5	0	0	1.000
Total	.330	59-58	218	46	72	19	1	16	68	141	.647	33	8	66	4	.433	2	0	9-11	87	6	1	.989

DIRDEN'S CAREER STATISTICS IN OHIO VALLEY CONFERENCE GAMES

Year	Avg.	GP-GS	AB	R	H	2B	3B	HR	RBI	TB	SLG%	BB	HBP	SO	GDP	OB%	SF	SH	SB-ATT	PO	A	E	FLD%
2018	.373	31-31	118	29	44	12	1	10	45	88	.746	21	6	33	2	.490	0	0	5-5	44	2	1	.979



2020 BASEBALL



18

► LHP ► Sophomore
► 5-11 ► 190 ► L/L
► St. Louis, Mo.
► St. John Vianney H.S.

NOAH NIZNIK

- Preseason All-OVC 2020

2019:

Sported a 3.63 ERA in 13 starts on the hill ... Finished with a 3-4 record and threw one complete game ... Had 49 strikeouts in 62.0 innings ... Ranked in the OVC in ERA (4th, 3.63), opposing bat average (8th, .248), hits allowed (4th, 59), earned runs allowed (2nd, 25), walks allowed (4th, 17), home runs allowed (16th, 17) ... Led the OVC in runs allowed (28), doubles allowed (7) ... Had a season-high seven strikeouts in back-to-back appearances against Purdue-Fort Wayne (Mar. 2) and UT Martin (Mar. 10) ... Pitched a season-high seven innings at

Belmont (May 5), striking out six and allowing only one run.

Prep:

Was a 2018 state champion at St. John Vianney HS with fellow Redhawk Andrew Keck ... Earned Second-Team Honors both his senior and junior season.

Personal:

Born Noah Robert Niznik on May 31, 2000 ... Son of Tracy Niznik ... Has one sister, Sabrina ... Majoring in Business Administration at SEMO.

CAREER-HIGHS

Innings.....	7.0	at Belmont (05/05/19)
Fewest Hits.....	2	vs Purdue-Fort Wayne (03/02/19)
Most Hits.....	7	3x; last at Eastern Illinois
Fewest Runs.....	0	3x; last vs UT Martin (03/10/19)
Most Runs.....	5	at Morehead State (05/18/19)
Fewest Walks.....	0	3x; vs Jacksonville State (04/06/19)
Strikeouts	7	2x; last vs UT Martin (03/10/19)



25

► UTL ► Seior
► 6-2 ► 210 ► L/L
► Danville, Ill.
► Bismark-Henning H.S.
► Kankakee CC

DYLAN DODD

- Preseason All-OVC 2020

2019:

Started a team-high 14 games on the mound, composing a 5.33 ERA ... In 76.0 innings on the mound, struck out 77 batters ... Was ranked in the OVC in batters struck out (T8th, 77), walks allowed (T5th, 22), triples allowed (T7th, 1) ... Pitched a season-high 7.2 innings against Jacksonville State (Apr. 5) ... Recorded a career-high 11 strikeouts against SIUE (Mar. 15) ... Struck out eight batters in two games, including Western Michigan (Feb. 16) and UT Martin (Mar. 8).

Prep:

Was a NJCAA World Series National Champion in 2018 ... Named to the NJCAA World Series All-Tournament Team, NJCAA Academic All-American in 2017, NJCAA All-Region First

Baseman, NJCAA Region 24 Gold Glove, and KCC Team MVP in 2018 ... Named 2018 Prospect League All-Star with the Hannibal Hoots ... Was All-Conference and All-County all four years at Bismark Henning HS ... Was the American Legion Illinois State Champion with Post 210 ... Earned IHSFCA All-State First-Team in football and Academic All-State his senior season ... Named All-Conference, and All-County in both baseball and football his junior year ... Was an Academic All-State in football ... Named baseball team's MVP his senior, junior and sophomore year ... As a freshman, led the area with a .021 ERA.

Personal:

Born on June 6, 1998 ... Son of Mark and Thea Dodd ... Has one brother, Dawson ... Undecided on his studies at SEMO.

CAREER-HIGHS

Innings.....	6.2	vs Eastern Illinois (04/07/18)
Fewest Hits.....	1	at Charleston (02/17/18)
Most Hits.....	8	at Jacksonville State (04/13/17)
Fewest Runs.....	0	vs SIUE (03/24/18)
Most Runs.....	6	at UT Martin (03/16/18)
Fewest Walks.....	0	3x; last vs Morehead State (05/24/18)
Strikeouts	6	2x; last vs South Dakota State (03/03/18)

NIZNIK'S CAREER STATISTICS AT SOUTHEAST MISSOURI

Year	ERA	W-L	APP	GS	CG	SHO	SV	IP	H	R	ER	BB	SO	2B	3B	HR	B/Avg.	WP	HBP	BK	SFA	SHA
2018	3.63	3-4	13	13	1	0/0	0	62.0	59	28	25	17	49	7	2	7	.248	4	2	0	0	5

NIZNIK'S CAREER STATISTICS IN OHIO VALLEY CONFERENCE GAMES

Year	ERA	W-L	APP	GS	CG	SHO	SV	IP	H	R	ER	BB	SO	2B	3B	HR	B/Avg.	WP	HBP	BK	SFA	SHA
2019	4.35	1-3	9	9	1	0/0	0	41.1	44	22	20	12	30	7	1	6	.268	3	2	0	0	3

DODD'S CAREER STATISTICS AT SOUTHEAST MISSOURI

Year	ERA	W-L	APP	GS	CG	SHO	SV	IP	H	R	ER	BB	SO	2B	3B	HR	B/Avg.	WP	HBP	BK	SFA	SHA
2019	5.33	4-5	14	14	0	0/0	0	76.0	81	47	45	22	77	16	1	13	.267	3	5	0	2	2

DODD'S CAREER STATISTICS IN OHIO VALLEY CONFERENCE GAMES

Year	ERA	W-L	APP	GS	CG	SHO	SV	IP	H	R	ER	BB	SO	2B	3B	HR	B/Avg.	WP	HBP	BK	SFA	SHA
2019	5.93	0-2	9	0	0	0/0	0	13.2	16	13	9	5	8	3	0	6	.281	1	1	0	0	0



PROTECT
THIS HOUSE

RETURNEES



31

► LHP ► Sophomore
► 6-0 ► 200 ► R/L
► Fenton, Mo.
► Rockwood Summit H.S.

BLAKE CISNEROS

2019:

Made two starts while appearing in 21 contests ... Had a 4.91 ERA in 29.1 innings, striking out 20 batters ... Finished with a 1-3 record as a freshman ... Had a season-high five strikeouts against McKendree (Apr. 23) ... Threw three innings with two strikeouts in his first start against Harris-Stowe (Feb. 19) ... Threw one inning at Purdue, allowing no walks and no hits (Apr. 28).

Prep:

Named First-Team All-District Outfielder and Second-Team Pitcher his senior season ... Named First-Team All-District First Baseman his junior year ... Named First-Team All-District

Pitcher his sophomore year ... Was on the Honor Roll all four years.

Personal:

Born on May 23, 2000 ... Son of Mark and Melinda Cisneros ... Has one sister, Allie ... Father, Mark played baseball at Baker University ... Majoring in Business Administration at SEMO.



32

► RHP ► Senior
► 5-10 ► 180 ► R/R
► O'Fallon, Mo.
► Fort Zumwalt West HS
► Longview CC

NATHAN BOCK

2019:

Made 18 appearances from the bullpen totaling 26.2 innings pitched ... Had a 6.75 ERA with 24 strikeouts ... Recorded a season-high four strikeouts twice, against Southern Illinois (Mar. 6) and Tennessee Tech (Apr. 19) ... Had a strikeout and allowed just one walk in three innings of work against Western Illinois (Feb. 23).

2018:

Made 11 appearances from the bullpen with a 1-0 record ... Had a 4.91 ERA in 11 innings with 10 strikeouts ... Against Saint Louis (4/4), had a season-best 4.91 ERA with a strikeout in three innings pitched for his first win.

MCC-Longview:

Did not pitch in 2017 ... Made 13 starts and finished with a 6-3 record as a freshman in 2016 ... Tossed four complete games and struck out 54 in 66 innings.

Prep:

Attended Fort Zumwalt West High School ... Finished his prep career with a .438 batting average and a .526 on-base percentage.

Personal:

Born September 21, 1996 ... Son of Robert and Colleen Bock ... First cousin is teammate Danny Wright ... Majoring in General Studies.

CAREER-HIGHS

Innings.....	3.0	2x; last vs Austin Peay (03/24/19)
Fewest Hits.....	0	6x; last at Purdue (04/28/19)
Most Hits.....	6	vs Purdue-Fort Wayne (03/01/19)
Fewest Runs.....	0	8x; last at Purdue (04/28/19)
Most Runs.....	3	2x; last at Eastern Illinois (03/31/19)
Fewest Walks.....	0	14x; last at Morehead State (05/18/19)
Strikeouts.....	5	vs McKendree (04/23/19)

CAREER-HIGHS

Innings.....	3.0	4x; last vs Tennessee Tech (04/19/19)
Fewest Hits.....	0	7x; last vs McKendree (04/23/19)
Most Hits.....	5	vs Tennessee Tech (04/19/19)
Fewest Runs.....	0	17x; last vs McKendree (04/23/19)
Most Runs.....	4	2x; last at Missouri (05/01/19)
Fewest Walks.....	0	17x; last vs Tennessee Tech (04/19/19)
Strikeouts.....	4	2x; last vs Tennessee Tech (04/19/19)

CISNEROS' CAREER STATISTICS AT SOUTHEAST MISSOURI

Year	ERA	W-L	APP	GS	CG	SHO	SV	IP	H	R	ER	BB	SO	2B	3B	HR	B/Avg.	WP	HBP	BK	SFA	SHA
2019	4.91	1-3	21	2	0	0/1	0	29.1	33	21	16	10	20	8	1	9	.277	3	2	1	0	0

CISNEROS' CAREER STATISTICS IN OHIO VALLEY CONFERENCE GAMES

Year	ERA	W-L	APP	GS	CG	SHO	SV	IP	H	R	ER	BB	SO	2B	3B	HR	B/Avg.	WP	HBP	BK	SFA	SHA
2019	5.93	0-2	9	0	0	0/0	0	13.2	16	13	9	5	8	3	0	6	.281	1	1	0	0	0

BOCK'S CAREER STATISTICS AT SOUTHEAST MISSOURI

Year	ERA	W-L	APP	GS	CG	SHO	SV	IP	H	R	ER	BB	SO	2B	3B	HR	B/Avg.	WP	HBP	BK	SFA	SHA
2018	4.91	1-0	11	0	0	0/1	0	11.0	13	6	6	8	10	5	0	0	.310	1	5	0	1	0
2019	6.75	0-0	18	0	0	0/1	0	26.2	36	24	20	6	24	4	2	4	.327	3	4	0	2	1
Total	6.21	1-0	29	0	0	0/2	0	37.2	49	30	26	14	34	9	2	4	--	4	9	0	3	1

BOCK'S CAREER STATISTICS IN OHIO VALLEY CONFERENCE GAMES

Year	ERA	W-L	APP	GS	CG	SHO	SV	IP	H	R	ER	BB	SO	2B	3B	HR	B/Avg.	WP	HBP	BK	SFA	SHA
2018	0.00	0-0	4	0	0	0/1	0	3.1	3	0	0	4	5	1	0	0	.231	1	0	0	0	0
2019	5.23	0-0	7	0	0	0/0	0	10.1	13	6	6	2	8	2	0	1	.325	2	1	0	1	1
Total	3.95	0-0	11	0	0	0/1	0	13.2	16	6	6	6	13	3	0	1	--	3	1	0	1	1



RETURNERS



33

► RHP ► Sophomore
► 6-2 ► 200 ► R/R
► St. Louis, Mo.
► St. Mary's H.S.

BRYCE GROSSIUS

2019:

Appeared in 16 games out of the bullpen as he tossed 20.2 innings ... Had a 6.53 ERA and 12 strikeouts ... Recorded his first career win against Southern Illinois (Mar. 6) ... Had a season-high three strikeouts against Tennessee Tech (Apr. 19).

Prep:

Was a four-year letterwinner and starter at St. Mary's ... Was the 2018 State Championship Runner-Up and District Champion ... Was the 2017 District Champion ... Had a 2.03 ERA with a 6-2 record his senior season ... Had 62 strikeouts, a .324 batting average, .529 slugging percentage with 12 RBI ... Named First-Team All-Con-

ference Pitcher, Utility and Athlete


of the Week on June 7, 2018 ... Named First-Team All-Conference Punter, All-Conference Special Teams Player of the Year, and Second-Team All-Conference Kicker his senior season ... Named Second-Team All-Conference Kicker his junior year ... Played club for Rawlings Tigers.

Personal:

Born on August 6, 1999 ... Son of George and Maria Grossius ... Majoring in Business and Marketing at SEMO.

CAREER-HIGHS

Innings.....	4.0	vs Tennessee Tech (04/19/19)
Fewest Hits.....	0	6x; last vs Saint Louis (04/22/19)
Most Hits.....	5	vs Tennessee Tech (04/19/19)
Fewest Runs.....	0	8x; last vs Saint Louis (04/22/19)
Most Runs.....	5	2x; last at Missouri (05/01/19)
Fewest Walks.....	0	5x; last at Eastern Illinois (04/01/19)
Strikeouts.....	3	vs Tennessee Tech (04/19/19)



36

► LHP ► Sophomore
► 6-5 ► 175 ► R/R
► Scott City, Mo.
► Scott City H.S.

BRYAN McNEELY

2019:

Made 10 appearances over the course of the season with five starts ... Had 17 strikeouts and walked only 10 batters ... Allowed no triples all season ... Threw a season-high 4.1 innings and four strikeouts against Missouri State (Apr. 2).

Prep:

Played varsity all four years at Scott City HS ... Was District Champions his senior, sophomore and freshman seasons ... Ranked third in the state his sophomore season and second his freshman year ... Earned Academic All-State his sophomore year ... Had a 1.05 ERA in 33 2/3 innings his freshman year ... Played with teammate, Braden Cox, for three seasons.

Personal:

Born June 30, 2000 ... Son of Debbie and James McNeely ... Has one sister, Paige ... Majoring in Physical Therapy at SEMO.

CAREER-HIGHS

Innings.....	4.1	vs Missouri State (04/02/19)
Fewest Hits.....	7	vs Jacksonville State (04/07/19)
Most Hits.....	2	2x; last at Morehead State (05/18/19)
Fewest Runs.....	0	at Morehead State (05/18/19)
Most Runs.....	4	at Murray State (04/13/19)
Fewest Walks.....	0	at Murray State (04/13/19)
Strikeouts.....	4	vs Missouri State (04/02/19)

GROSSIUS' CAREER STATISTICS AT SOUTHEAST MISSOURI

Year	ERA	W-L	APP	GS	CG	SHO	SV	IP	H	R	ER	BB	SO	2B	3B	HR	B/Avg.	WP	HBP	BK	SFA	SHA
2019	3.86	0-0	6	0	0	0/0	0	9.1	6	4	4	6	5	1	0	0	.222	1	3	0	0	1

GROSSIUS' CAREER STATISTICS IN OHIO VALLEY CONFERENCE GAMES

Year	ERA	W-L	APP	GS	CG	SHO	SV	IP	H	R	ER	BB	SO	2B	3B	HR	B/Avg.	WP	HBP	BK	SFA	SHA
2019	6.53	1-0	16	1	0	0/1	0	20.2	23	23	15	19	12	6	0	1	.295	5	5	1	1	1

MCNEELY'S CAREER STATISTICS AT SOUTHEAST MISSOURI

Year	ERA	W-L	APP	GS	CG	SHO	SV	IP	H	R	ER	BB	SO	2B	3B	HR	B/Avg.	WP	HBP	BK	SFA	SHA
2019	5.62	0-1	10	5	0	0/0	0	24.0	34	19	15	10	17	8	0	4	.340	3	3	0	0	1

MCNEELY'S CAREER STATISTICS IN OHIO VALLEY CONFERENCE GAMES

Year	ERA	W-L	APP	GS	CG	SHO	SV	IP	H	R	ER	BB	SO	2B	3B	HR	B/Avg.	WP	HBP	BK	SFA	SHA
2019	11.12	0-1	3	2	0	0/0	0	5.2	12	7	7	2	2	0	0	1	.429	0	2	0	0	0

NEWCOMERS



1

► UTL ► Freshman
► 5-10 ► 175 ► R/R
► Jackson, Mo.
► Jackson HS

LANDON HAHN

Prep:

Played shortstop for three years at Jackson High School ... As a senior had a .432 batting average and .600 slugging percentage ... Had 41 hits, 30 RBI and 33 stolen bases as a senior ... Named All-Conference, All-District and All-Missourian as a senior ... Named Conference Player of the Year and All-Missourian Team, Team MVP and Offensive Player of the Year in 2019 ... Was the 2019 SEMO Ball Player of the Year after setting the school record for runs scored with 44 ... Named Team Cap-

tain in the Class 5 Senior All-Star Game in 2019 ... As a junior, had a .380 batting average, 31 hits and 16 stolen bases ... Named All-Conference, All-District and All-Missourian Team as a junior ... Was a District and Sectional Champion in 2018.

Personal:

Born June 28, 2000 ... Son of Lance Hahn and Michelle Ramsey ... Both parents are SEMO graduates ... Studying Agribusiness at SEMO.



4

► OF ► Junior
► 6-1 ► 200 ► L/L
► Waterdown, Ontario
► St. Mary's Secondary
► Mineral Area College

CALEB FEUERSTAKE

Mineral Area College:

Spent two seasons at Mineral Area College ... Was named All-Conference First Team ... Played in 46 games with a .336 batting average ... Had eight home runs, 29 RBI and 39 runs scored ... Was ranked in NJCAA for stolen bases (44th, 24).

hockey and football along with baseball.

Personal:

Born June 9, 1998 ... Son of Sandra Audreychuk and Mike Feuerstake ... Majoring in General Studies.

Prep:

Attended St. Mary's in Waterdown, Ontario, Canada ... Played



5

► INF ► Freshman
► 6-1 ► 195 ► R/R
► Potosi, Mo.
► Potosi HS

NOAH JACOBSEN

Prep:

Lettered all four years in baseball at Potosi HS ... Had a .465 batting average with three home runs his senior season ... As a junior, sported a .480 batting average ... Named St. Louis Rising Star award winner and J98 Player of the Year as a senior ... Earned All-District and All-Conference honors all four years ... Was named All-District and All-Conference all four years in basketball.

Personal:

Born on October 5, 2000 ... Son of Mike and Joni Jacobsen ... Has a sister, Sarah, that runs Track & Field at Mizzou ... Has a brother, Luke, that plays baseball at St. Louis CC ... Studying Biomedical Sciences at SEMO.



6

► C ► Freshman
► 6-1 ► 190 ► R/R
► St. Louis, Mo.
► Valley Park HS

BRADEN SPAWR

Prep:

Played four years at Valley Park High School ... Boasted a .500 batting average as a senior to earn MVP ... As a junior, had 63 RBI and eight home runs ... Named Silver Slugger as a junior ... Finished second in state as a sophomore ... Played soccer and basketball in high school as well as baseball.

Personal:

Born on July 11, 2001 ... Son of Brad Spawr and Amy Bardley ... Studying Finance at SEMO.



PROTECT
THIS HOUSE

2020 BASEBALL



7

- C ► Freshman
- 6-2 ► 190 ► L/R
- Cedar Falls, Iowa
- Cedar Falls HS

CASEY SOLE

Prep:

Attended Cedar Falls High School ... Had a .320 batting average with eight home runs and 77 RBI ... As a pitcher, had 25 strikeouts and opposing batters averaged .159 against him ... Was a Rawlings Perfect Game Central Region Honorable Mention All-American in 2019, 2018 and 2017 ... Named Second-Team All-State and All-District as a senior ... Earned First-team All-Conference and All-Metro as a senior ... Had a .320 batting average, three homers and 22 RBI as a senior ... Named First-Team All-District, All-Conference and All-Metro as a junior

... Nationally ranked by Perfect Game as a Top 500 Player and 149th best catcher in the country ... Ranked as the No. 1 catcher in the state of Iowa ... Ranked as the No. 13 overall player in the State of Iowa ... Also played football and basketball in high school.

Personal:

Born September 7, 2000 ... Son of Jack and Colleen Sole ... Brother, J.T., plays baseball at Iowa and Cal State San Marcos ... Studying Exercise Science and Nursing at SEMO.



8

- RHP ► Freshman
- 6-2 ► 165 ► R/R
- Peculiar, Mo.
- Raymore Peculiar HS

DEREK BEAUCHAMP

Prep:

Started three years at Raymore-Peculiar ... Named MVP and Offensive Player of the Year as a senior ... Earned First-Team All-Conference for third base and Honorable Mention for pitching ... Named Academic All-State ... Played basketball in high school as well ... Finished in the top 10 percent of his class every year.

Personal:

Born January 1, 2001 ... Son of Tim and Lynae Beauchamp ... Both parents graduated from Emporia State ... Plans on studying Mechanical Engineering at SEMO.



10

- INF ► Freshman
- 6-4 ► 210 ► L/R
- Cañon City, Colo.
- Cañon City HS

LINCOLN ANDREWS

Prep:

Lettered all four years at Cañon City High School ... Had a .571 batting average with 99 RBI and 20 homers in high school ... Had a .638 batting average with a .732 on base percentage, 43 RBI and 10 homeruns as a senior ... Was named First-Team All-State, All-Region and All-Conference as a senior ... Had a .540 batting average with a .615 on base percentage and five homeruns as a junior ... Named Second-Team All-State, First-Team All-Region and All-Conference as a junior ... Finished his sophomore campaign with a .531 batting average and .586

on base percentage with four home runs ... Earned First-Team All-Region and All-Conference honors as a sophomore.

Personal:

Born January 3, 2001 ... Son of Tim and Stacy Andrews ... Plans on studying Pre-Physical Therapy at SEMO.



11

- RHP ► Junior
- 6-1 ► 200 ► R/R
- West Linn, Ore.
- West Linn HS
- Lower Columbia College

RANCE PITTMAN

Lower Columbia:

Lettered two years with the Red Devils ... Boasted a 1.80 ERA ... Won the Championship both years with Lower Columbia ... Named to the Dean's List.

Personal:

Born April 20, 1999 ... Son of Robert and Pamela Pittman ... Studying Exercise Science at SEMO.

Prep:

Attended West Linn High School ... Led the league with 10 saves and an .026 ERA ... Was an Honorable Mention as a senior ... Was the State Champion Runner-Up as a senior.



**PROTECT
THIS HOUSE**

NEWCOMERS



15

► LHP ► Freshman
► 6-2 ► 170 ► L/L
► St. Louis, Mo.
► Parkway South HS

AARON SCHROMM

Prep:

Attended Parkway South High School.

Personal:

Studying Business Administration at SEMO.



16

► UTL ► Freshman
► 5-11 ► 190 ► S/R
► Mokane, Mo.
► South Callaway HS

PEYTON LEEPER

Prep:

Started all four-years at South Callaway High School in Mokane, Missouri ... Named First-Team All-State all four years ... Was a Conference and District MVP as a junior and senior ... Had a .442 batting average as a senior ... On the mound, had a 10-0 record with a 0.61 ERA in 45 innings in 2019 ... As a junior, had a .410 batting average ... Had a 1.15 ERA with 78 strikeouts as a junior ... Was a Class 3 State Champion in baseball in 2017 ... Played football

in high school ... Named All-District Defensive Back in 2016 and All-District Quarterback in 2018 ... Earned All-State Defensive Back honors in 2017 and 2018.

Personal:

Born on January 5, 2001 ... Son of Richard and Debbie Leeper ... Has a sister, Karli, who played softball at Columbia College ... Has a brother, Hunter, who played baseball at Southeast Missouri (2015-16) ... Studying Sports Management at SEMO.



20

► RHP ► Sophomore
► 6-4 ► 205 ► R/R
► Ava, Ill.
► Trico HS
► McKendree Univ.

RYAN VOGT

McKendree:

Attended McKendree for one season ... Had a 3.62 ERA ... Posted 54 strikeouts and 21 walks in 54.2 innings of work.

Prep:

Was a four-year letterwinner at Trico High School ... Had a 1.20 ERA with 64 strikeouts as a senior ... Was the Black Diamond West Conference Champion ... Named First Team All-Conference and All-South ... Played in the SIBCA All-Star Game as a senior ... As a junior, had a 2.36 ERA ... Had 42 strikeouts and 18 walks in 29.2 innings of work ...

Was a 2016 Regional Champion ... Played golf and basketball in high school as well.

Personal:

Born April 4, 2000 ... Son of Christopher and Amy Vogt ... Both parents are SEMO Alumni ... Father, Chris Vogt, played baseball at SEMO ... Studying Wildlife and Conservation Biology at SEMO.



21

► RHP ► Sophomore
► 6-1 ► 190 ► R/R
► Ballwin, Mo.
► Marquette HS
► St. Louis CC

MICHEAL HOJNACKI

St. Louis CC:

Appeared in three games, starting in one ... Had two strikeouts in 3.0 innings pitched ... Named to the Dean's List for the 2018-19 academic year.

Bradley:

Named to the Dean's List for the 2017-18 academic year ... Was named to the Missouri Valley Conference Honor Roll in 2018.

Prep:

Was an All-American High Honorable Mention ... Named a Central

Region Second-Team All-American ... Participated in the Perfect Game National Showcase twice, being listed as the No.2 RHP in Missouri as a senior ... Won the Class 5 District 3 Championship in 2017.

Personal:

Born October 22, 1998 ... Son of Mike Hojnacki and Julie Zoll ... Studying Business Administration at SEMO.



PROTECT
THIS HOUSE

2020 BASEBALL



24

- RHP ► Freshman
- 6-5 ► 210 ► R/R
- St. Louis, Mo.
- Valley Park HS

FISCHER RAUSCH

Prep:

Played four years for Valley Park High School.

Personal:

Born September 12, 2000 ... Son of Scott and Christine Rausch ... Both of his parents graduated from Missouri State ... Studying Sports Management at SEMO.



26

- RHP ► Freshman
- 6-4 ► 195 ► R/R
- Tinley Park, Ill.
- Tinley Park HS

COLLIN WILMA

Prep:

Played all four years, starting three years ... Had a 2.00 ERA with 100 strikeouts as a senior ... Played third base as well as pitched ... had a .450 batting average with 48 RBI and five home runs ... Was All-Conference as a sophomore, junior and senior ... Named All-State as a senior ... Also played golf in high school

... Named All-Conference all four years in golf.

Personal:

Born on January 14, 2001 ... Son of Mark and Lindsay Wilma ... Studying Wildlife and Conservation at SEMO.



27

- RHP ► Junior
- 6-3 ► 200 ► R/R
- Judsonia, Ark.
- White County Central HS
- Three Rivers College

AUSTIN WILLIAMS

Three Rivers CC:

Had a 5.00 ERA with 82 strikeouts and allowed 20 walks ... Named All-Region Defensive Pitcher last season.

Prep:

Started all four years at White County Central High School ... Was named All-State as a junior and senior ... Named All-Conference as a freshman and sophomore ... Named All-Star Arkansas as a senior ... Played basketball and was named All-State and All-Star ... Was an Honors Graduate,

graduating 8th in his class.

Personal:

Born on June 13, 1999 ... Son of Greg and Leslie Williams ... Studying Corporate Communications at SEMO.



28

- RHP ► Junior
- 6-2 ► 200 ► R/R
- Walnut, Calif.
- Walnut HS
- Mt. San Antonio College

DYLAN NEEDHAM

Mt. San Antonio College:

Started both years with the Mounties ... Appeared in eight games last season ... Had a 6.43 ERA with five strikeouts in just seven innings ... Was the 2018 and 2019 League Champions.

Prep:

Played for Walnut High School for three years ... Was the 2017 DIII CIF Champions.

Personal:

Born August 4, 1999 ... Son of Terry and Mercedes Needham ... Studying Exercise Science at SEMO.

NEWCOMERS



35

► RHP ► Junior
► 6-2 ► 210 ► R/R
► Scott City, Mo.
► Scott City HS
► Three Rivers College

BRADEN COX

Prep:

Played one year at Three Rivers College ... Pitched 38 innings, finishing with a 5.45 ERA in 17 appearances ... Had 31 strikeouts and two saves with the Raiders ... Played summer ball with the Cape Catfish ... Led the Catfish in appearances (20) and with a 2.7 ERA ... Lettered in baseball, football and basketball all four years at Scott City High School ... Finished with 280 strikeouts in 240 innings pitched ... Recorded a 28-7 record on the mound ... Had 152 hits, 40 doubles and 72 stolen bases when batting ... Finished at Scott City with a .428 batting average and 1.81 ERA ... Was named the

2017 SEMO Ball Awards Male Athlete of the Year and 2016 Wendy's High School Heismann State Finalist ... Was a SEMO Ball Awards Male Scholar Athlete of the Year Finalists as a sophomore, junior and senior ... Named to the Football and Baseball All-State Academic Team in 2015, 2016, and 2017 ... Earned the Scott City Mr. Ram Award in 2015, 2016, and 2017.

Personal:

Born on June 24, 1998 ... Son of Matthew and Elizabeth Cox ... Studying Business Administration at SEMO.



37

► RHP ► Juinor
► 5-11 ► 185 ► R/R
► Chesterfield, Mo.
► Whitfield HS
► Mineral Area CC

DAVID WEBB

Mineral Area:

Attended Mineral Area where he was named Second-Team All-Conference ... Had a 3-2 record with a 2.82 ERA ... Had 48 strikeouts in 38.1 innings of work with five saves.

Prep:

Lettered three years at Whitfield High School ... Played soccer and

basketball in high school.

Personal:

Born June 8, 1998 ... Son of Jonathan and Teresa Webb ... Studying Marketing at SEMO.



38

► RHP ► Junior
► 6-2 ► 185 ► R/R
► Whitby, Ontario
► Sinclair Secondary
► Southeastern Iowa CC

HAYDEN MALENFANT

Southeastern CC:

Appeared in 11 games for the Blackhawks ... Had a 4-2 record with one complete game and a shutout ... Had 58 strikeouts and allowed just 17 walks in 57 innings of work.

Prep:


Was a LOSSA Champion every year at Sinclair Secondary School.

Personal:

Born in 1999 ... Son of Andrew and Cindy Malenfant ... Studying Business Administration at SEMO.



#LETSSOAR





REVIEW



2019 FINAL

ALL GAMES

Overall: 23-32 Home: 17-15 Away: 6-17 OVC: 10-20

No.	Name	Avg.	GP-GS	AB	R	H	2B	3B	HR	RBI	TB	SLG%	BB	HBP	SO	GDP	OB%	SF	SH	SB-ATT	PO	A	E	FLD%
9	Tyler Wilber	.383	55-55	209	43	80	19	3	2	40	111	.531	37	4	24	4	.480	2	1	1-5	66	114	11	.942
2	Connor Basler	.273	55-53	205	44	56	10	2	0	18	70	.341	28	9	28	3	.381	2	6	21-26	102	123	12	.949
19	Danny Wright	.270	50-49	196	34	53	9	1	0	24	64	.327	25	9	52	5	.377	1	0	11-16	151	3	2	.987
10	Alex Nielsen	.258	55-55	182	24	47	8	2	0	35	59	.324	23	12	21	2	.374	2	10	1-3	36	121	2	.987
12	Andrew Keck	.255	47-44	153	20	39	10	1	3	25	60	.392	15	1	39	1	.325	0	0	10-12	255	36	1	.997
5	Devon Wilson	.289	46-36	121	18	35	4	2	3	22	52	.430	17	7	50	0	.401	2	2	7-8	87	4	2	.978
22	Austin Blazevec	.281	35-34	128	22	36	6	1	3	25	53	.414	10	3	17	5	.348	0	1	4-5	253	17	2	.993
13	Wade Stauss	.257	11-11	35	7	9	3	1	0	7	14	.400	9	1	10	0	.422	0	0	0-0	84	4	3	.967
7	Hunter Southerland	.244	44-41	119	24	29	10	0	4	18	51	.429	40	15	33	1	.477	2	4	2-3	31	1	0	1.000
17	Peyton Faulkner	.226	34-30	115	20	26	5	1	2	20	39	.339	8	8	25	5	.318	1	1	6-7	59	0	1	.983
1	Trent Pobst	.224	33-15	58	12	13	1	0	1	4	17	.293	12	1	25	1	.366	0	0	6-7	25	2	1	.964
27	Turner Fritts	.200	29-22	90	11	18	2	1	2	14	28	.311	8	3	27	2	.284	1	2	0-0	102	4	1	.991
21	Brett Gonzalez	.198	33-27	101	9	20	0	1	0	14	22	.218	15	0	40	0	.297	2	0	4-8	46	1	2	.959
14	Keegan Meyn	.100	13-3	20	5	2	2	0	0	3	4	.200	3	3	12	0	.296	1	0	1-1	14	2	2	.889
4	Garrett Stephens	.086	21-9	35	7	3	1	1	1	4	9	.257	11	1	10	0	.313	1	1	0-0	88	7	2	.979
6	Alex Canty	.071	17-7	28	4	2	0	0	0	0	2	.071	8	0	14	0	.278	0	1	0-0	6	7	0	1.000
23	Justin Dirden	.000	2-2	6	0	0	0	0	0	0	0	.000	3	0	5	0	.333	0	0	0-0	5	0	0	1.000
37	Andrew Frank	.000	1-0	0	0	0	0	0	0	0	0	.000	0	0	0	0	.000	0	0	0-0	0	0	0	.000
8	Daniel Lloyd	.000	2-0	0	0	0	0	0	0	0	0	.000	0	0	0	0	.000	0	0	0-0	1	2	0	1.000
44	Daniel Bergtholdt	.000	1-1	0	0	0	0	0	0	0	0	.000	0	0	0	0	.000	0	0	0-0	2	9	1	.917
18	Noah Niznik	.000	1-1	0	0	0	0	0	0	0	0	.000	0	0	0	0	.000	0	0	0-0	3	15	1	.947
Totals		.260	55	1801	304	468	90	17	21	273	655	.364	272	77	432	29	.377	17	29	74-101	1431	499	52	.974
Opponents		.282	55	1895	349	535	99	12	68	326	862	.455	223	49	432	24	.370	17	24	68-86	1432	505	53	.973

LOB - Team (460), Opp (428). DPs turned - Team (39), Opp (38). IBB - Team (7), Wilber, T. 3, Dirden, J. 1, Stauss, W. 1, Faulkner, P. 1, Wright, D. 1, Opp (9). Picked off - Basler, C. 2, Keck, A. 1, Nielsen, A. 1, Southerland, 1, Faulkner, 1, Wilson, 1, Wright, 1.

No.	Name	ERA	W-L	APP	GS	CG	SHO	SV	IP	H	R	ER	BB	SO	2B	3B	HR	B/Avg.	WP	HBP	BK	SFA	SHA
18	Noah Niznik	3.63	3-4	13	13	1	0/0	0	62.0	59	28	25	17	49	7	2	7	.248	4	2	0	0	5
44	Daniel Bergtholdt	5.23	5-6	18	7	0	0/0	1	62.0	66	41	36	27	51	16	2	8	.274	3	2	1	5	4
25	Dylan Dodd	5.33	4-5	14	14	0	0/0	0	76.0	81	47	45	22	77	16	1	13	.267	3	5	0	2	2
14	Keegan Meyn	2.89	0-0	7	0	0	0/0	1	9.1	6	4	3	5	13	1	0	0	.182	3	2	0	0	0
11	Logan Winder	3.52	2-3	26	1	0	0/0	2	46.0	43	23	18	21	51	5	2	3	.246	11	9	0	1	4
31	Blake Cisneros	4.91	1-3	21	2	0	0/1	0	29.1	33	21	16	10	20	8	1	9	.277	3	2	1	0	0
36	Bryan McNeely	5.62	0-1	10	5	0	0/0	0	24.0	34	19	15	10	17	8	0	4	.340	3	3	0	0	1
16	Aaron Stretch	6.43	1-1	20	0	0	0/0	4	28.0	30	22	20	22	43	9	1	1	.270	5	2	0	2	3
33	Bryce Grossius	6.53	1-0	16	1	0	0/1	0	20.2	23	23	15	19	12	6	0	1	.295	5	5	1	1	1
38	Austin Sachse	6.66	5-6	18	9	0	0/0	0	51.1	67	45	38	25	49	9	1	8	.313	9	3	1	4	3
32	Nathan Bock	6.75	0-0	18	0	0	0/1	0	26.2	36	24	20	6	24	4	2	4	.327	3	4	0	2	1
15	Logan Spalt	7.45	0-1	9	1	0	0/0	0	9.2	10	8	8	15	7	2	0	1	.278	2	3	1	0	0
8	Daniel Lloyd	8.62	1-2	12	1	0	0/0	0	15.2	17	15	15	13	11	2	0	4	.283	2	2	0	0	0
28	Matthew Cook	9.00	0-0	9	0	0	0/1	0	6.0	9	6	6	1	1	3	0	0	.346	0	2	0	0	0
26	Wesley Pyles	13.50	0-0	7	1	0	0/0	0	5.1	7	10	8	5	5	1	0	2	.304	1	1	0	0	0
37	Andrew Frank	13.50	0-0	4	0	0	0/1	0	4.0	8	6	6	4	2	1	0	2	.421	0	2	1	0	0
20	Chase Hagerty	63.00	0-0	2	0	0	0/0	0	1.0	6	7	7	1	0	1	0	1	.667	0	0	0	0	0
Totals		5.68	23-32	55	55	1	1/1	8	477.0	535	349	301	223	432	99	12	68	.282	57	49	6	17	24
Opponents		5.02	32-23	55	55	2	3/2	16	477.1	468	304	266	272	432	90	17	21	.260	60	77	8	17	29

PB - Team (7), Keck, A. 3, Stephens, G. 3, Stauss, W. 1, Opp (14). Pickoffs - Team (4), Keck, A. 1, Bergtholdt, 1, McNeely, B. 1, Dodd, D. 1, Opp (8). SBA/ATT - Keck, A. (38-50), Stauss, W. (16-18), Winder, L. (14-17), Sachse, A. (16-17), Stephens, G. (14-16), Dodd, D. (9-11), Bock, N. (5-7), Bergtholdt, (5-7), Grossius, B. (3-5), Meyn, K. (3-4), Spalt, L. (3-4), Pyles, W. (3-4), Cisneros, B. (2-4), Niznik, N. (3-3), Stretch, A. (1-1), Cook, M. (1-1), McNeely, B. (0-1).



STATISTICS

OHIO VALLEY CONFERENCE GAMES

Overall: 10-20 Home: 5-10 Away: 5-10

No.	Name	Avg.	GP-GS	AB	R	H	2B	3B	HR	RBI	TB	SLG%	BB	HBP	SO	GDP	OB%	SF	SH	SB-ATT	PO	A	E	FLD%
9	Tyler Wilber	.416	30-30	113	26	47	14	1	2	22	69	.611	18	3	12	1	.504	1	0	1-4	34	61	5	.950
2	Connor Basler	.275	30-30	131	20	36	6	2	0	10	46	.351	7	5	19	1	.333	1	1	10-13	62	68	8	.942
19	Danny Wright	.270	30-30	126	17	34	5	1	0	12	41	.325	13	5	35	4	.359	1	0	8-10	91	1	2	.979
10	Alex Nielsen	.255	30-30	102	13	26	5	0	0	22	31	.304	14	3	10	1	.358	1	7	0-0	19	66	1	.988
12	Andrew Keck	.248	29-27	101	13	25	7	1	2	12	40	.396	9	0	28	0	.309	0	0	5-6	174	27	0	1.000
7	Hunter Southerland	.231	27-26	78	13	18	5	0	2	11	29	.372	25	9	20	1	.456	2	3	1-2	26	1	0	1.000
5	Devon Wilson	.333	25-24	72	10	24	2	1	3	14	37	.514	10	6	27	0	.444	2	1	6-7	58	2	1	.984
22	Austin Blazeovic	.255	15-15	55	7	14	2	0	1	4	19	.345	7	1	7	3	.349	0	0	2-3	106	4	1	.991
17	Peyton Faulkner	.242	17-15	62	10	15	2	1	1	12	22	.355	5	2	11	3	.314	1	1	2-2	29	0	0	1.000
1	Trent Pobst	.200	17-7	30	6	6	0	0	0	2	6	.200	8	0	13	0	.368	0	0	4-5	14	0	0	1.000
21	Brett Gonzalez	.143	16-13	49	3	7	0	0	0	5	7	.143	8	0	26	0	.263	0	0	1-2	22	1	0	1.000
27	Turner Fritts	.136	13-11	44	4	6	1	0	0	4	7	.159	2	1	14	2	.188	1	2	0-0	70	2	0	1.000
14	Keegan Meyn	.100	3-2	10	2	1	1	0	0	0	2	.200	1	0	7	0	.182	0	0	0-0	3	1	0	1.000
4	Garrett Stephens	.071	9-4	14	2	1	0	1	0	2	3	.214	5	0	2	0	.300	1	0	0-0	49	2	1	.981
6	Alex Canty	.000	3-3	8	1	0	0	0	0	0	0	.000	1	0	6	0	.111	0	0	0-0	0	0	0	.000
13	Wade Stauss	.000	2-2	5	0	0	0	0	0	0	0	.000	1	0	2	0	.167	0	0	0-0	15	0	1	.938
8	Daniel Lloyd	.000	2-0	0	0	0	0	0	0	0	0	.000	0	0	0	0	.000	0	0	0-0	1	1	0	1.000
18	Noah Niznik	.000	1-1	0	0	0	0	0	0	0	0	.000	0	0	0	0	.000	0	0	0-0	2	7	0	1.000
Totals		.260	30	1000	147	260	50	8	11	132	359	.359	134	35	239	16	.364	11	15	40-54	777	260	23	.978
Opponents		.283	30	1036	182	293	56	5	38	177	473	.457	115	29	243	12	.367	11	13	37-48	793	283	33	.970

LOB - Team (255), Opp (245). DPs turned - Team (18), Opp (20). IBB - Team (4), Wilber, T. 3, Wright, D. 1, Opp (8). Pickedoff - Southerland, 1, Nielsen, A. 1, Wilson, D. 1, Basler, C. 1, Wright, D. 1, Keck, A. 1.

No.	Name	ERA	W-L	APP	GS	CG	SHO/CBO	SV	IP	H	R	ER	BB	SO	2B	3B	HR	B/Avg.	WP	HBP	BK	SFA	SHA
18	Noah Niznik	4.35	1-3	9	9	1	0/0	0	41.1	44	22	20	12	30	7	1	6	.268	3	2	0	0	3
44	Daniel Bergholdt	4.71	2-4	11	3	0	0/0	1	36.1	36	22	19	17	28	11	1	3	.257	2	1	1	5	1
25	Dylan Dodd	5.93	2-3	10	10	0	0/0	0	54.2	61	37	36	15	55	12	1	10	.274	1	3	0	1	1
8	Daniel Lloyd	0.00	0-0	2	0	0	0/0	0	3.2	1	0	0	1	2	0	0	0	.083	0	1	0	0	0
33	Bryce Grossius	3.86	0-0	6	0	0	0/0	0	9.1	6	4	4	6	5	1	0	0	.222	1	3	0	0	1
26	Wesley Pyles	3.86	0-0	3	0	0	0/0	0	2.1	2	3	1	3	1	0	0	1	.222	0	0	0	0	0
11	Logan Winder	4.13	2-2	16	0	0	0/0	1	28.1	28	15	13	12	34	4	1	3	.255	6	7	0	1	2
14	Keegan Meyn	4.26	0-0	4	0	0	0/0	0	6.1	4	3	3	4	10	1	0	0	.182	1	2	0	0	0
15	Logan Spalt	4.50	0-0	1	0	0	0/0	0	2.0	2	1	1	2	1	1	0	0	.286	0	1	0	0	0
32	Nathan Bock	5.23	0-0	7	0	0	0/0	0	10.1	13	6	6	2	8	2	0	1	.325	2	1	0	1	1
31	Blake Cisneros	5.93	0-2	9	0	0	0/0	0	13.2	16	13	9	5	8	3	0	6	.281	1	1	0	0	0
16	Aaron Stretch	8.44	1-1	11	0	0	0/0	0	16.0	22	15	15	16	24	7	1	1	.328	3	2	0	2	2
38	Austin Sachse	8.69	2-4	12	6	0	0/0	0	29.0	45	32	28	18	35	6	0	6	.349	6	2	0	1	2
36	Bryan McNeely	11.12	0-1	3	2	0	0/0	0	5.2	12	7	7	2	2	0	0	1	.429	0	2	0	0	0
28	Matthew Cook	99.00	0-0	1	0	0	0/0	0	0.0	1	2	2	0	0	1	0	0	1.000	0	1	0	0	0
Totals		5.70	10-20	30	30	1	0/0	2	259.0	293	182	164	115	243	56	5	38	.283	26	29	1	11	13
Opponents		4.29	20-10	30	30	1	3/2	13	264.1	260	147	126	134	239	50	8	11	.260	29	35	8	11	15

PB - Team (4), Keck, A. 3, Stephens, G. 1, Opp (4). Pickoffs - Team (2), Dodd, D. 1, Bergholdt, 1, Opp (6). SBA/ATT - Keck, A. (28-38), Winder, L. (8-11), Sachse, A. (9-10), Stephens, G. (8-9), Dodd, D. (7-8), Bergholdt, (4-5), Meyn, K. (3-4), Bock, N. (2-3), Niznik, N. (2-2), Cisneros, B. (1-2), Grossius, B. (0-1), Pyles, W. (1-1), Stauss, W. (1-1), Spalt, L. (0-1).



2019 FINAL

GAME-BY-GAME RESULTS

Date	Opponent	W/L	Score	R	H	E	R	H	E	Innings	Overall	Conference	Pitcher of Record	Attendance	Time
02/16/2019	Western Michigan	W	5-1							9	1-0-0	0-0-0	Dodd, D. (W 1-0)	225	2:46
02/17/2019	Western Michigan-1	W	8-4							9	2-0-0	0-0-0	Sachse, A. (W 1-0)	415	3:11
02/17/2019	Western Michigan-2	W	9-8							9	3-0-0	0-0-0	Bergtholdt, (W 1-0)	415	2:41
02/19/2019	Harris-Stowe	W	13-0							9	4-0-0	0-0-0	Cisneros, B. (W 1-0)	207	2:27
02/22/2019	Western Illinois	L	2-9							9	4-1-0	0-0-0	Dodd, D. (L 0-1)	212	3:06
02/23/2019	Western Illinois	W	14-2							9	5-1-0	0-0-0	Niznik, N. (W 1-0)	260	3:18
02/24/2019	Wester Illinois	L	2-5							(11)	5-2-0	0-0-0	Winder, L. (L 1-1)	323	3:14
02/26/2019	at #1 Vanderbilt	L	3-11							9	5-3-0	0-0-0	Sachse, A. (L 1-1)	2700	3:20
03/01/2019	Purdue-Fort Wayne	W	12-4							9	6-3-0	0-0-0	Dodd, D. (W 1-1)	233	3:32
03/02/2019	Purdue-Fort Wayne-1	W	10-1							9	7-3-0	0-0-0	Niznik, N. (W 2-0)	278	3:24
03/02/2019	Purdue-Fort Wayne-2	W	14-1							7	8-3-0	0-0-0	Bergtholdt, (W 2-0)	278	2:44
03/06/2019	Southern Illinois	W	11-9							9	9-3-0	0-0-0	Grossius, B. (W 1-0)	240	3:09
03/08/2019	UT Martin *	W	4-1							9	10-3-0	1-0-0	Dodd, D. (W 2-1)	241	2:42
03/10/2019	UT Martin-1*	L	0-3							9	10-4-0	1-1-0	Stretch, A. (L 0-1)	310	2:40
03/10/2019	UT Martin-2*	L	0-1							7	10-5-0	1-2-0	Bergtholdt, (L 2-1)	315	2:16
03/12/2019	Illinois State	L	6-18							9	10-6-0	1-2-0	Spalt, L. (L 0-1)	211	3:11
03/13/2019	at Southern Illinois	L	1-4							9	10-7-0	1-2-0	Sachse, A. (L 1-2)	158	2:00
03/15/2019	at SIUE*	W	8-6							9	11-7-0	2-2-0	Dodd, D. (W 3-1)	158	3:25
03/16/2019	at SIUE*	L	3-9							9	11-8-0	2-3-0	Niznik, N. (L 2-1)	198	2:36
03/17/2019	at SIUE*	L	2-3							9	11-9-0	2-4-0	Bergtholdt, (L 2-2)	172	2:55
03/19/2019	Memphis	W	7-6							9	12-9-0	2-4-0	Sachse, A. (W 2-2)	334	3:24
03/22/2019	Austin Peay*	L	2-4							9	12-10-0	2-5-0	Dodd, D. (L 4-2)	1224	2:55
03/23/2019	Austin Peay*	W	7-4							9	13-10-0	3-5-0	Stretch, A. (W 1-1)	906	2:53
03/24/2019	Austin Peay*	L	2-10							9	13-11-0	3-6-0	Bergtholdt, (L 2-3)	439	2:58
03/26/2019	Arkansas State	L	2-11							9	13-12-0	3-6-0	Bergtholdt, (L 2-4)	653	3:43
03/31/2019	at Eastern Illinois*	W	10-9							(10)	14-12-0	4-6-0	Sachse, A. (W 3-2)	230	4:00
04/01/2019	at Eastern Illinois-1*	L	0-1							9	14-13-0	4-7-0	Niznik, N. (L 2-2)	68	2:40
04/01/2019	at Eastern Illinois-2*	L	6-9							7	14-14-0	4-8-0	Sachse, A. (L 3-3)	232	2:15
04/02/2019	Missouri State	L	2-8							9	14-15-0	4-8-0	Cisneros, B. (L 1-1)	2078	2:52
04/05/2019	Jacksonville State*	L	3-4							(10)	14-16-0	4-9-0	Sachse, A. (L 3-4)	402	3:03
04/06/2019	Jacksonville State*	W	9-8							9	15-16-0	5-9-0	Bergtholdt, (W 3-4)	1212	3:36
04/07/2019	Jacksonville State*	L	7-8							9	15-17-0	5-10-0	Cisneros, B. (L 1-2)	424	3:25
04/09/2019	at Saint Louis	L	6-15							9	15-18-0	5-10-0	Lloyd, D. (L 0-1)	100	3:28
04/12/2019	at Murray St.-1*	L	5-9							9	15-19-0	5-11-0	Dodd, D. (L 4-3)	304	2:51
04/12/2019	at Murray St.-2*	W	4-2							9	16-19-0	6-11-0	Sachse, A. (W 4-4)	313	3:05
04/13/2019	at Murray St.*	L	5-6							9	16-20-0	6-12-0	McNeely, B. (L 0-1)	257	2:30
04/16/2019	at Arkansas State	L	4-8							9	16-21-0	6-12-0	Lloyd, D. (L 0-2)	317	2:49
04/19/2019	Tennessee Tech-1*	L	3-9							9	16-22-0	6-13-0	Dodd, D. (L 4-4)	187	2:47
04/19/2019	Tennessee Tech-2*	L	8-13							9	16-23-0	6-14-0	Sachse, A. (L 4-5)	187	3:47
04/20/2019	Tennessee Tech*	W	9-4							9	17-23-0	7-14-0	Winder, L. (W 1-1)	649	2:44
04/22/2019	Saint Louis	W	8-4							9	18-23-0	7-14-0	Bergtholdt, (W 4-4)	321	2:56
04/23/2019	McKendree	W	4-1							9	19-23-0	7-14-0	Lloyd, D. (W 1-2)	343	2:33
04/26/2019	at Purdue	L	3-8							9	19-24-0	7-14-0	Dodd, D. (L 4-5)	1158	3:02
04/27/2019	at Purdue	W	3-2							9	20-24-0	7-14-0	Sachse, A. (W 5-5)	1288	3:18
04/28/2019	at Purdue	L	2-6							9	20-25-0	7-14-0	Niznik, N. (L 2-3)	1284	3:06
05/01/2019	at #24 Mizzou	L	6-21							9	20-26-0	7-14-0	Bergtholdt, (L 4-5)	814	3:24
05/03/2019	at Belmont*	L	7-8							9	20-27-0	7-15-0	Cisneros, B. (L 1-3)	230	3:23
05/05/2019	at Belmont-1*	W	10-6							9	21-27-0	8-15-0	Bergtholdt, (W 5-5)	214	4:04
05/05/2019	at Belmont-2*	W	3-1							7	22-27-0	9-15-0	Niznik, N. (W 3-3)	--	1:51
05/10/2019	Eastern Kentucky*	W	3-2							(12)	23-27-0	10-15-0	Winder, L. (W 2-1)	762	3:43
05/11/2019	Eastern Kentucky*	L	5-7							9	23-28-0	10-16-0	Bergtholdt, (L 5-6)	312	3:07
05/12/2019	Eastern Kentucky*	L	3-6							9	23-29-0	10-17-0	Winder, L. (L 1-2)	370	2:38
05/16/2019	at Morehead State*	L	9-13							9	23-30-0	10-18-0	Winder, L. (L 2-3)	344	3:06
05/17/2019	at Morehead State*	L	3-8							9	23-31-0	10-19-0	Sachse, A. (L 5-6)	355	3:05
05/18/2019	at Morehead State*	L	7-8							9	23-32-0	10-20-0	Niznik, N. (L 3-4)	425	3:08

Home Games in **BOLD**; * - Denotes Ohio Valley Conference Game



STATISTICS

HITTING STATISTICS (HOME GAMES)

Record: 17-15 OVC: 15-10

No.	Name	Avg.	GP-GS	AB	R	H	2B	3B	HR	RBI	TB	SLG%	BB	HBP	SO	GDP	OB%	SF	SH	SB-ATT	PO	A	E	FLD%
9	Tyler Wilber	.385	32-32	117	27	45	13	2	1	27	65	.556	22	4	13	2	.490	2	1	0-1	39	71	7	.940
2	Connor Basler	.286	32-30	112	26	32	6	0	0	9	38	.339	19	3	14	1	.397	2	3	12-15	55	75	4	.970
19	Danny Wright	.278	29-28	108	21	30	3	1	0	15	35	.324	15	7	26	4	.397	1	0	5-7	74	0	0	1.000
10	Alex Nielsen	.267	32-32	105	15	28	5	2	0	21	37	.352	13	6	9	2	.373	2	7	1-2	21	73	2	.979
12	Andrew Keck	.238	25-23	80	11	19	5	1	1	12	29	.363	7	1	18	1	.307	0	0	6-8	137	24	0	1.000
5	Devon Wilson	.348	27-20	69	13	24	3	2	1	14	34	.493	12	3	27	0	.453	2	2	4-4	50	2	0	1.000
22	Austin Blazevic	.298	23-22	84	16	25	5	1	3	22	41	.488	7	2	11	2	.366	0	0	4-5	179	13	1	.995
1	Trent Pobst	.273	17-5	22	6	6	1	0	1	1	10	.455	2	1	10	0	.360	0	0	1-2	8	2	0	1.000
21	Brett Gonzalez	.250	21-18	64	6	16	0	1	0	9	18	.281	9	0	15	0	.333	2	0	3-7	27	1	2	.933
13	Wade Stauss	.250	10-10	32	6	8	3	1	0	7	13	.406	8	1	9	0	.415	0	0	0-0	77	3	3	.964
27	Turner Fritts	.214	21-17	70	7	15	1	1	2	9	24	.343	7	2	16	2	.304	0	1	0-0	69	2	1	.986
7	Hunter Southerland	.211	22-20	57	15	12	2	0	2	11	20	.351	19	8	14	0	.453	2	0	2-2	6	0	0	1.000
17	Peyton Faulkner	.203	18-17	59	13	12	3	1	1	13	20	.339	7	5	17	4	.333	1	0	4-5	32	0	0	1.000
4	Garrett Stephens	.118	13-5	17	5	2	1	0	1	2	6	.353	8	1	7	0	.407	1	1	0-0	58	6	1	.985
6	Alex Canty	.105	10-4	19	3	2	0	0	0	0	2	.105	3	0	6	0	.227	0	1	0-0	6	7	0	1.000
14	Keegan Meyn	.091	10-1	11	4	1	1	0	0	3	2	.182	3	3	6	0	.389	1	0	1-1	12	2	1	.933
23	Justin Dirden	.000	2-2	6	0	0	0	0	0	0	0	.000	3	0	5	0	.333	0	0	0-0	5	0	0	1.000
44	Daniel Bergholdt	.000	1-1	0	0	0	0	0	0	0	0	.000	0	0	0	0	.000	0	0	0-0	2	5	0	1.000
18	Noah Niznik	.000	1-1	0	0	0	0	0	0	0	0	.000	0	0	0	0	.000	0	0	0-0	2	10	0	1.000
Totals		.311	26	876	189	272	55	6	24	177	411	.469	119	32	212	10	.407	12	14	32-47	702	259	21	.979
Opponents		.256	26	878	140	225	44	3	24	134	347	.395	125	24	196	21	.359	14	10	27-38	651	260	29	.969

LOB - Team (261), Opp (250). DPs turned - Team (24), Opp (23). IBB - Team (6), Wilber, T. 2, Dirden, J. 1, Faulkner, P. 1, Wright, D. 1, Stauss, W. 1, Opp (8). Picked off - Nielsen, A. 1, Southerland, 1, Basler, C. 1.

HITTING STATISTICS (AWAY GAMES)

Away: 6-17 OVC: 5-10

No.	Name	Avg.	GP-GS	AB	R	H	2B	3B	HR	RBI	TB	SLG%	BB	HBP	SO	GDP	OB%	SF	SH	SB-ATT	PO	A	E	FLD%
9	Tyler Wilber	.380	23-23	92	16	35	6	1	1	13	46	.500	15	0	11	2	.467	0	0	1-4	27	43	4	.946
7	Hunter Southerland	.274	22-21	62	9	17	8	0	2	7	31	.500	21	7	19	1	.500	0	4	0-1	25	1	0	1.000
12	Andrew Keck	.274	22-21	73	9	20	5	0	2	13	31	.425	8	0	21	0	.346	0	0	4-4	118	12	1	.992
19	Danny Wright	.261	21-21	88	13	23	6	0	0	9	29	.330	10	2	26	1	.350	0	0	6-9	77	3	2	.976
2	Connor Basler	.258	23-23	93	18	24	4	2	0	9	32	.344	9	6	14	2	.361	0	3	9-11	47	48	8	.922
10	Alex Nielsen	.247	23-23	77	9	19	3	0	0	14	22	.286	10	6	12	0	.376	0	3	0-1	15	48	0	1.000
13	Wade Stauss	.333	1-1	3	1	1	0	0	0	0	1	.333	1	0	1	0	.500	0	0	0-0	7	1	0	1.000
17	Peyton Faulkner	.250	16-13	56	7	14	2	0	1	7	19	.339	1	3	8	1	.300	0	1	2-2	27	0	1	.964
22	Austin Blazevic	.250	12-12	44	6	11	1	0	0	3	12	.273	3	1	6	3	.313	0	1	0-0	74	4	1	.987
5	Devon Wilson	.212	19-16	52	5	11	1	0	2	8	18	.346	5	4	23	0	.328	0	0	3-4	37	2	2	.951
1	Trent Pobst	.194	16-10	36	6	7	0	0	0	3	7	.194	10	0	15	1	.370	0	0	5-5	17	0	1	.944
27	Turner Fritts	.150	8-5	20	4	3	1	0	0	5	4	.200	1	1	11	0	.217	1	1	0-0	33	2	0	1.000
14	Keegan Meyn	.111	3-2	9	1	1	1	0	0	0	2	.222	0	0	6	0	.111	0	0	0-0	2	0	1	.667
21	Brett Gonzalez	.108	12-9	37	3	4	0	0	0	5	4	.108	6	0	25	0	.233	0	0	1-1	19	0	0	1.000
4	Garrett Stephens	.056	8-4	18	2	1	0	1	0	2	3	.167	3	0	3	0	.190	0	0	0-0	30	1	1	.969
6	Alex Canty	.000	7-3	9	1	0	0	0	0	0	0	.000	5	0	8	0	.357	0	0	0-0	0	0	0	.000
37	Andrew Frank	.000	1-0	0	0	0	0	0	0	0	0	.000	0	0	0	0	.000	0	0	0-0	0	0	0	.000
8	Daniel Lloyd	.000	2-0	0	0	0	0	0	0	0	0	.000	0	0	0	0	.000	0	0	0-0	1	0	0	1.000
Totals		.248	23	769	110	191	38	4	8	98	261	.339	108	30	209	11	.362	1	13	31-42	561	182	29	.962
Opponents		.305	23	773	173	236	45	5	21	163	354	.458	99	18	155	10	.391	13	9	39-43	612	202	20	.976

LOB - Team (199), Opp (178). DPs turned - Team (15), Opp (15). IBB - Team (1), Wilber, T. 1, Opp (1). Picked off - Faulkner, P. 1, Wright, D. 1, Basler, C. 1, Keck, A. 1, Wilson, D. 1.



2019 FINAL

HITTING STATISTICS (NON-CONFERENCE GAMES)

Overall: 13-12 Home: 12-5 Away: 1-7

No.	Name	Avg.	GP-GS	AB	R	H	2B	3B	HR	RBI	TB	SLG%	BB	HBP	SO	GDP	OB%	SF	SH	SB-ATT	PO	A	E	FLD%
9	Tyler Wilber	.344	25-25	96	17	33	5	2	0	18	42	.438	19	1	12	3	.453	1	1	0-1	32	53	6	.934
22	Austin Blazevec	.301	20-19	73	15	22	4	1	2	21	34	.466	3	2	10	2	.346	0	1	2-2	147	13	1	.994
19	WRIGHT, Danny	.271	20-19	70	17	19	4	0	0	12	23	.329	12	4	17	1	.407	0	0	3-6	60	2	0	1.000
2	BASLER, Connor	.270	25-23	74	24	20	4	0	0	8	24	.324	21	4	9	2	.450	1	5	11-13	40	55	4	.960
10	NIELSEN, Alex	.263	25-25	80	11	21	3	2	0	13	28	.350	9	9	11	1	.394	1	3	1-3	17	55	1	.986
13	STAUSS, Wade	.300	9-9	30	7	9	3	1	0	7	14	.467	8	1	8	0	.462	0	0	0-0	69	4	2	.973
12	KECK, Andrew	.269	18-17	52	7	14	3	0	1	13	20	.385	6	1	11	1	.356	0	0	5-6	81	9	1	.989
7	Hunter Southerland	.268	17-15	41	11	11	5	0	2	7	22	.537	15	6	13	0	.516	0	1	1-1	5	0	0	1.000
27	Turner Fritts	.261	16-11	46	7	12	1	1	2	10	21	.457	6	2	13	0	.370	0	0	0-0	32	2	1	.971
21	Brett Gonzales	.250	17-14	52	6	13	0	1	0	9	15	.288	7	0	14	0	.328	2	0	3-6	24	0	2	.923
1	Trent Pobst	.250	16-8	28	6	7	1	0	1	2	11	.393	4	1	12	1	.364	0	0	2-2	11	2	1	.929
5	Devon Wilson	.224	21-12	49	8	11	2	1	0	8	15	.306	7	1	23	0	.333	0	1	1-1	29	2	1	.969
17	Peyton Faulkner	.208	17-15	53	10	11	3	0	1	8	17	.321	3	6	14	2	.323	0	0	4-5	30	0	1	.968
6	Alex Canty	.100	14-4	20	3	2	0	0	0	0	2	.100	7	0	8	0	.333	0	1	0-0	6	7	0	1.000
14	Keegan Meyn	.100	10-1	10	3	1	1	0	0	3	2	.200	2	3	5	0	.375	1	0	1-1	11	1	2	.857
4	Garrett Stephens	.095	12-5	21	5	2	1	0	1	2	6	.286	6	1	8	0	.321	0	1	0-0	39	5	1	.978
23	Justin Dirden	.000	2-2	6	0	0	0	0	0	0	0	.000	3	0	5	0	.333	0	0	0-0	5	0	0	1.000
37	Andrew Frank	.000	1-0	0	0	0	0	0	0	0	0	.000	0	0	0	0	.000	0	0	0-0	0	0	0	.000
44	Daniel Bergholdt	.000	1-1	0	0	0	0	0	0	0	0	.000	0	0	0	0	.000	0	0	0-0	1	6	0	1.000
Totals		.260	25	801	157	208	40	9	10	141	296	.370	138	42	193	13	.393	6	14	34-47	654	239	29	.969
Opponents		.282	25	859	167	242	43	7	30	149	389	.453	108	20	189	12	.373	6	11	31-38	639	222	20	.977

LOB - Team (205), Opp (183). DPs turned - Team (21), Opp (18). IBB - Team (3), Faulkner, P. 1, Stauss, W. 1, Dirden, J. 1, Opp (1). Picked off - Faulkner, P. 1, Basler, C. 1.

PITCHING STATISTICS (NON-CONFERENCE GAMES)

Overall: 7-20 Home: 6-5 Away: 0-13

No.	Name	ERA	W-L	APP	GS	CG	SHO/CBO	SV	IP	H	R	ER	BB	SO	2B	3B	HR	B/Avg.	WP	HBP	BK	SFA	SHA
44	Daniel Bergholdt	5.96	3-2	7	4	0	0/0	0	25.2	30	19	17	10	23	5	1	5	.297	1	1	0	0	3
14	Keegan Meyn	0.00	0-0	3	0	0	0/0	1	3.0	2	1	0	1	3	0	0	0	.182	2	0	0	0	0
18	Noah Niznik	2.18	2-1	4	4	0	0/0	0	20.2	15	6	5	5	19	0	1	1	.203	1	0	0	0	2
11	Logan Winder	2.55	0-1	10	1	0	0/0	1	17.2	15	8	5	9	17	1	1	0	.231	5	2	0	0	2
16	Aaron Stretch	3.75	0-0	9	0	0	0/0	4	12.0	8	7	5	6	19	2	0	0	.182	2	0	0	0	1
25	Dylan Dodd	3.80	2-2	4	4	0	0/0	0	21.1	20	10	9	7	22	4	0	3	.250	2	2	0	1	1
36	Bryan McNeely	3.93	0-0	7	3	0	0/0	0	18.1	22	12	8	8	15	8	0	3	.306	3	1	0	0	1
31	Blake Cisneros	4.02	1-1	12	2	0	0/1	0	15.2	17	8	7	5	12	5	1	3	.274	2	1	1	0	0
38	Austin Sachse	4.03	3-2	6	3	0	0/0	0	22.1	22	13	10	7	14	3	1	2	.259	3	1	1	3	1
28	Matthew Cook	6.00	0-0	8	0	0	0/1	0	6.0	8	4	4	1	1	2	0	0	.320	0	1	0	0	0
32	Nathan Bock	7.71	0-0	11	0	0	0/1	0	16.1	23	18	14	4	16	2	2	3	.329	1	3	0	1	0
15	Logan Spalt	8.22	0-1	8	1	0	0/0	0	7.2	8	7	7	13	6	1	0	1	.276	2	2	1	0	0
33	Bryce Grossius	8.74	1-0	10	1	0	0/1	0	11.1	17	19	11	13	7	5	0	1	.333	4	2	1	1	0
8	Daniel Lloyd	11.25	1-2	10	1	0	0/0	0	12.0	16	15	15	12	9	2	0	4	.333	2	1	0	0	0
37	Andrew Frank	13.50	0-0	4	0	0	0/1	0	4.0	8	6	6	4	2	1	0	2	.421	0	2	1	0	0
2	Wesley Pyles	21.00	0-0	4	1	0	0/0	0	3.0	5	7	7	2	4	1	0	1	.357	1	1	0	0	0
20	Chase Hagerty	63.00	0-0	2	0	0	0/0	0	1.0	6	7	7	1	0	1	0	1	.667	0	0	0	0	0
Totals		5.66	13-12	25	25	0	1/1	6	218.0	242	167	137	108	189	43	7	30	.282	31	20	5	6	11
Opponents		5.92	12-13	25	25	1	0/0	3	213.0	208	157	140	138	193	40	9	10	.260	31	42	0	6	14

PB - Team (3), Stephens, G. 2, Stauss, W. 1, Opp (10). Pickoffs - Team (2), Keck, A. 1, McNeely, B. 1, Opp (2). SBA/ATT - Stauss, W. (15-17), Keck, A. (10-12), Sachse, A. (7-7), Stephens, G. (6-7), Winder, L. (6-6), Grossius, B. (3-4), Bock, N. (3-4), Spalt, L. (3-3), Pyles, W. (2-3), Dodd, D. (2-3), Bergholdt, (1-2), Cisneros, B. (1-2), Stretch, A. (1-1), Niznik, N. (1-1), McNeely, B. (0-1), Cook, M. (1-1).



STATISTICS

PITCHING STATISTICS (HOME GAMES)

Home: 17-5 OVC: 5-10

No.	Name	ERA	W-L	APP	GS	CG	SHO/CBO	SV	IP	H	R	ER	BB	SO	2B	3B	HR	B/Avg.	WP	HBP	BK	SFA	SHA
18	Noah Niznik	2.72	2-0	8	8	0	0/0	0	39.2	37	14	12	9	33	6	1	5	.240	1	1	0	0	1
25	Dylan Dodd	3.47	3-3	8	8	0	0/0	0	49.1	43	21	19	11	47	7	1	7	.230	2	4	0	2	1
44	Daniel Bergtholdt	5.70	4-4	10	5	0	0/0	0	36.1	45	25	23	13	34	8	2	6	.304	1	1	0	0	3
14	Keegan Meyn	1.59	0-0	3	0	0	0/0	1	5.2	2	1	1	2	12	1	0	0	.111	0	1	0	0	0
11	Logan Winder	1.69	2-2	14	0	0	0/0	2	26.2	16	7	5	11	33	2	0	1	.170	6	6	0	0	1
33	Bryce Grossius	5.54	1-0	10	1	0	0/1	0	13.0	12	10	8	13	9	3	0	0	.267	5	4	1	0	1
32	Nathan Bock	5.57	0-0	13	0	0	0/1	0	21.0	22	13	13	5	22	1	1	4	.275	2	3	0	1	1
36	Bryan McNeely	5.62	0-0	6	4	0	0/0	0	16.0	23	11	10	7	13	6	0	4	.348	2	1	0	0	1
31	Blake Cisneros	5.89	1-2	11	2	0	0/1	0	18.1	19	12	12	7	12	5	1	6	.275	1	2	0	0	0
16	Aaron Stretch	6.48	1-1	13	0	0	0/0	3	16.2	18	13	12	15	26	6	1	1	.273	2	0	0	0	3
8	Daniel Lloyd	6.75	1-0	8	1	0	0/0	0	10.2	11	8	8	8	7	2	0	4	.275	0	1	0	0	0
28	Matthew Cook	6.75	0-0	5	0	0	0/1	0	4.0	5	3	3	1	1	1	0	0	.313	0	1	0	0	0
26	Wesley Pyles	8.10	0-0	4	0	0	0/0	0	3.1	2	3	3	1	4	0	0	1	.167	1	1	0	0	0
15	Logan Spalt	8.31	0-1	4	1	0	0/0	0	4.1	4	4	4	7	3	1	0	0	.250	1	2	0	0	0
38	Austin Sachse	8.57	2-2	9	2	0	0/0	0	21.0	28	21	20	11	20	4	0	5	.318	3	1	1	1	3
37	Andrew Frank	9.00	0-0	3	0	0	0/1	0	3.0	6	3	3	2	1	0	0	2	.429	0	2	1	0	0
20	Chase Hagerty	63.0	0	0-0	2	0	0	0/0	0	1	.067	7	1	0	1	0	1	.667	0	0	0	0	0
Totals		5.06	17-15	32	32	0	1/1	6	290.0	299	176	163	124	277	54	7	47	.266	27	31	3	4	15
Opponents		5.66	15-17	32	32	2	2/1	8	273.1	277	194	172	164	223	52	13	13	.268	38	47	4	16	16

PB - Team (4), Stephens, G. 3, Stauss, W. 1, Opp (10). Pickoffs - Team (1), McNeely, B. 1, Opp (3). SBA/ATT - Keck, A. (14-22), Stauss, W. (13-15), Sachse, A. (7-7), Bock, N. (4-6), Grossius, B. (3-5), Winder, L. (3-5), Dodd, D. (4-5), Stephens, G. (2-4), Bergtholdt, (2-4), Cisneros, B. (1-3), Meyn, K. (2-3), Spalt, L. (2-2), Niznik, N. (1-1), Pyles, W. (0-1), McNeely, B. (0-1).

PITCHING STATISTICS (AWAY GAMES)

Away: 8-20 OVC: 8-7

No.	Name	ERA	W-L	APP	GS	CG	SHO/CBO	SV	IP	H	R	ER	BB	SO	2B	3B	HR	B/Avg.	WP	HBP	BK	SFA	SHA
44	Daniel Bergtholdt	4.56	1-2	8	2	0	0/0	1	25.2	21	16	13	14	17	8	0	2	.226	2	1	1	5	1
38	Austin Sachse	5.34	3-4	9	7	0	0/0	0	30.1	39	24	18	14	29	5	1	3	.310	6	2	0	3	0
25	Dylan Dodd	8.78	1-2	6	6	0	0/0	0	26.2	38	26	26	11	30	9	0	6	.328	1	1	0	0	1
31	Blake Cisneros	3.27	0-1	10	0	0	0/0	0	11.0	14	9	4	3	8	3	0	3	.280	2	0	1	0	0
14	Keegan Meyn	4.91	0-0	4	0	0	0/0	0	3.2	4	3	2	3	1	0	0	0	.267	3	1	0	0	0
18	Noah Niznik	5.24	1-4	5	5	1	0/0	0	22.1	22	14	13	8	16	1	1	2	.262	3	1	0	0	4
36	Bryan McNeely	5.62	0-1	4	1	0	0/0	0	8.0	11	8	5	3	4	2	0	0	.324	1	2	0	0	0
11	Logan Winder	6.05	0-1	12	1	0	0/0	0	19.1	27	16	13	10	18	3	2	2	.333	5	3	0	1	3
16	Aaron Stretch	6.35	0-0	7	0	0	0/0	1	11.1	12	9	8	7	17	3	0	0	.267	3	2	0	2	0
15	Logan Spalt	6.75	0-0	5	0	0	0/0	0	5.1	6	4	4	8	4	1	0	1	.300	1	1	1	0	0
33	Bryce Grossius	8.22	0-0	6	0	0	0/0	0	7.2	11	13	7	6	3	3	0	1	.333	0	1	0	1	0
32	Nathan Bock	11.12	0-0	5	0	0	0/0	0	5.2	14	11	7	1	2	3	1	0	.467	1	1	0	1	0
8	Daniel Lloyd	12.60	0-2	4	0	0	0/0	0	5.0	6	7	7	5	4	0	0	0	.300	2	1	0	0	0
28	Matthew Cook	13.50	0-0	4	0	0	0/0	0	2.0	4	3	3	0	0	2	0	0	.400	0	1	0	0	0
26	Wesley Pyles	22.50	0-0	3	1	0	0/0	0	2.0	5	7	5	4	1	1	0	1	.455	0	0	0	0	0
37	Andrew Frank	27.00	0-0	1	0	0	0/0	0	1.0	2	3	3	2	1	1	0	0	.400	0	0	0	0	0
Totals		6.64	6-17	23	23	1	0/0	2	187.0	236	173	138	99	155	45	5	21	.305	30	18	3	13	9
Opponents		4.15	17-6	23	23	0	1/1	8	204.0	191	110	94	108	209	38	4	8	.248	22	30	4	1	13

PB - Team (3), Keck, A. 3, Opp (4). Pickoffs - Team (3), Bergtholdt, 1, Keck, A. 1, Dodd, D. 1, Opp (5). SBA/ATT - Keck, A. (24-28), Winder, L. (11-12), Stephens, G. (12-12), Sachse, A. (9-10), Dodd, D. (5-6), Pyles, W. (3-3), Bergtholdt, (3-3), Stauss, W. (3-3), Spalt, L. (1-2), Niznik, N. (2-2), Stretch, A. (1-1), Cook, M. (1-1), Cisneros, B. (1-1), Bock, N. (1-1), Meyn, K. (1-1).



2019 LINE

GAME 1

WESTERN MICHIGAN 1, SOUTHEAST MISSOURI 5

02/16/2019 at Cape Girardeau, Mo.

Score by Innings	1	2	3	4	5	6	7	8	9	R	H	E	
Western Michigan	0	0	0	0	0	0	1	0	0	-	1	6	1
Southeast Missouri	0	0	0	0	0	1	2	2	X	-	5	7	1

WP-Dodd, Dylan (1-0) LP-Burch, Jeffery (0-1)

T-2:46 A-225 HR WMU - Forestell, Jesse

GAME 2

WESTERN MICHIGAN 4, SOUTHEAST MISSOURI 8

02/17/2019 at Cape Girardeau, Mo.

Score by Innings	1	2	3	4	5	6	7	8	9	R	H	E	
Western Michigan	0	0	0	0	0	0	4	0	0	-	4	7	0
Southeast Missouri	1	0	1	0	0	0	1	5	X	-	8	10	0

WP-Sachse, Austin (1-0) LP-Dunn, Blake (0-1) T-3:11 A-415

GAME 3

WESTERN MICHIGAN 8, SOUTHEAST MISSOURI 9

02/17/2019 at Cape Girardeau, Mo.

Score by Innings	1	2	3	4	5	6	7	8	9	R	H	E	
Western Michigan	2	0	3	0	0	1	0	2	0	-	8	12	0
Southeast Missouri	0	3	2	0	2	2	0	0	X	-	9	14	0

WP-Bergtholdt, Daniel (1-0) Save-Winder, Logan(1)

LP-SZCZEPANIAK, Drew (0-1) T A-415

HR WMU - DUNN, Blake, Forestell, Jesse

HR SEMO - FAULKNER, Peyton, BLAZEVIC, Austin

GAME 4

HARRIS-STOWE 0, SOUTHEAST MISSOURI 13

02/19/2019 at Cape Girardeau, Mo.

Score by Innings	1	2	3	4	5	6	7	8	9	R	H	E	
Harris-Stowe	0	0	0	0	0	0	0	0	0	-	0	4	2
Southeast Missouri	1	0	0	3	1	0	3	5	X	-	13	9	0

WP-CISNEROS, Blake (1-0) LP-GOLDWATER, C (0-1) T-2:27 A-207

HR SEMO - FRITTS, Turner, STEPHENS, Garrett, SOUTHERLAND, Hunter

GAME 5

WESTERN ILLINOIS 9, SOUTHEAST MISSOURI 2

02/22/2019 at Cape Girardeau, Mo.

Score by Innings	1	2	3	4	5	6	7	8	9		R	H	E
Western Illinois	0	0	2	1	2	3	0	0	1	-	9	10	3
Southeast Missouri	0	0	0	1	0	0	0	1	0	-	2	8	3

WP-Javin Drake (1-1) Save-Jace Warkentien LP-DODD, Dylan (0-1) T-3:06

A-212 HR WIU - Drue Galassi 2

GAME 6

WESTERN ILLINOIS 2, SOUTHEAST MISSOURI 14

02/23/2019 at Cape Girardeau, Mo.

Score by Innings	1	2	3	4	5	6	7	8	9	R	H	E	
Western Illinois	0	2	0	0	0	0	0	0	0	-	2	6	0
Southeast Missouri	0	3	0	5	5	0	0	1	X	-	14	11	1

WP-NIZNIK, Noah (1-0) LP-Alex Dorethy (0-2) T-3:18 A-260

HR WIU - Alex Dorethy (1)

HR SEMO - POBST, Trent (1), BLAZEVIC, Austin (2)

GAME 7

WESTERN ILLINOIS 5, SOUTHEAST MISSOURI 2

02/24/2019 at Cape Girardeau, Mo.

Score by Innings	1	2	3	4	5	6	7	8	9	10	11	R	H	E
Western Illinois	1	0	0	0	0	0	0	1	0	0	3	-	5	10
Southeast Missouri	0	0	0	0	1	0	0	1	0	0	0	-	2	5

WP-Jack Carberry (1-0) Save-Jordan Cheek(1) LP-WINDER, Logan (1-1)

T-3:14 A-323

GAME 8

SOUTHEAST MISSOURI 3, VANDERBILT 3

02/26/2019 at Nashville, Tenn.

Score by Innings	1	2	3	4	5	6	7	8	9	R	H	E	
Southeast Missouri	0	0	0	3	0	0	0	0	0	-	3	8	3
Vanderbilt	3	2	0	0	0	0	1	5	X	-	11	16	0

WP-Smith (1-0) LP-SACHSE, Austin (1-1)

T-3:20 A-2700

HR VU - Martin (1), Bleday (2)

GAME 9

PURDUE-FORT WAYNE 4, SOUTHEAST MISSOURI 12

03/01/2019 at Cape Girardeau, Mo.

Score by Innings	1	2	3	4	5	6	7	8	9		R	H	E
Purdue-Fort Wayne	0	0	0	0	0	1	1	2	0	-	4	11	2
Southeast Missouri	3	0	4	0	1	2	0	2	x	-	12	11	0

WP-Dodd, Dylan (1-1) LP-Chase Phelps (1-1)

T-3:32 A-233

HR PFW- Andrew Lawvere

GAME 10

PURDUE-FORT WAYNE 1, SOUTHEAST MISSOURI 10

03/02/19 at Cape Girardeau, Mo.

Score by Innings	1	2	3	4	5	6	7	8	9	R	H	E	
Purdue-Fort Wayne	0	0	0	0	0	0	0	0	1	-	1	5	2
Southeast Missouri	0	0	2	0	1	7	0	0	X	-	10	14	0

WP-Niznik, Noah (2-0), LP-Cameron Boyd (0-2)

T-3:24 A-278

GAME 11

PURDUE-FORT WAYNE 1, SOUTHEAST MISSOURI 14

03/02/19 at Cape Girardeau, Mo.

Score by Innings	1	2	3	4	5	6	7	8	9	R	H	E
Purdue-Fort Wayne	0	0	1	0	0	0	0	0	-	1	3	2
Southeast Missouri	2	0	4	4	3	1	X	-	-	14	14	1

WP-Bergtholdt, Daniel (2-0), LP- Shane Odzark (0-1)

T-2:44 A-278

GAME 12

SOUTHERN ILLINOIS 9, SOUTHEAST MISSOURI 11

03/06/19 at Cape Girardeau, Mo.

Score by Innings	1	2	3	4	5	6	7	8	9	R	H	E	
Southern Illinois	1	0	5	0	0	1	0	2	0	-	9	9	0
Southeast Missouri	1	0	3	0	1	0	0	6	X	-	11	14	2

WP- Grossius, Bryce (1-0), Save - Stretch, Aaron (1) LP - McDaniel (0-1)

T-3:09 A-240 HR SIU - Epps HR SEMO- Fritts, Turner

GAME 13

UT MARTIN 1, SOUTHEAST MISSOURI 4

03/08/19 at Cape Girardeau, Mo.

Score by Innings	1	2	3	4	5	6	7	8	9	R	H	E	
UT Martin	1	0	0	0	0	0	0	0	0	-	1	5	0
Southeast Missouri	0	0	1	0	1	2	0	0	X	-	4	7	1

WP - Dodd, Dylan (2-1) LP-Cannon, Winston (1-3)

T-2:42 A-241

HR UTM - Daniels, Blake

GAME 14

UT MARTIN 3, SOUTHEAST MISSOURI 0

03/10/19 at Cape Girardeau, Mo.

Score by Innings	1	2	3	4	5	6	7	8	9	R	H	E	
UT Martin	0	0	0	0	0	0	0	2	1	-	3	10	0
Southeast Missouri	0	0	0	0	0	0	0	0	0	-	0	4	0

WP- Folks, Sam (3-0) LP - Stretch, Aaron (0-1)

T-2:40 A-310



SCORES

GAME 15

UT MARTIN 1, SOUTHEAST MISSOURI 0

03/01/2019 at Cape Girardeau, Mo.

Score by Innings 1 2 3 4 5 6 7 R H E

UT Martin 0 0 0 0 1 0 0 - 1 4 0

Southeast Missouri 0 0 0 0 0 0 0 - 0 7 3

WP-HUSSEY, David (1-2) Save-WOHLBOLD, Nick(4) LP-BERGTHOLDT, Daniel (2-1) T-2: A-315 A-315 Daniel

GAME 16

ILLINOIS STATE 18, SOUTHEAST MISSOURI 6

03/12/2019 at Cape Girardeau, Mo.

Score by Innings 1 2 3 4 5 6 7 8 9 R H E

Illinois State 1 0 4 2 0 1 1 2 7 - 18 22 0

Southeast Missouri 0 0 0 0 0 3 0 0 3 - 6 10 1

WP-Wicklund, Brett (1-0) LP-SPALT, Logan (0-1) T-3:11 A-211

HR ILS - Rave, John (2), Parola, Derek (1), Hays, Tyson, Peterson, Gunner 2 (2), Huggins, Aidan (1)

GAME 17

SOUTHEAST MISSOURI 1, SOUTHERN ILLINOIS 4

03/13/2019 at Carbondale, Ill.

Score by Innings 1 2 3 4 5 6 7 8 9 R H E

Southeast Missouri 0 0 0 0 0 0 0 0 1 - 1 2 3

Southern Illinois 0 0 1 2 0 0 0 1 X - 4 6 0

WP-Steidl (1-1) LP-SACHSE, Austin (1-2) T-2:06 A-158

GAME 18

SOUTHEAST MISSOURI 8, SIUE 6

03/15/2019 at Edwardsville, Ill.

Score by Innings 1 2 3 4 5 6 7 8 9 R H E

Southeast Missouri 0 1 0 0 2 0 3 1 1 - 8 7 0

SIUE 0 0 0 0 0 1 1 1 3 - 6 12 1

WP-DODD, Dylan (3-1) LP-C. Baumgartn (0-3) T-3:25 A-158

HR SEMO - SOUTHERLAND, Hunter

GAME 19

SOUTHEAST MISSOURI 3, SIUE 9

03/16/2019 at Edwardsville, Ill.

Score by Innings 1 2 3 4 5 6 7 8 9 R H E

Southeast Missouri 0 0 0 0 0 0 0 1 2 - 3 8 1

SIUE 0 0 0 0 1 2 6 0 X - 9 8 0

WP-D. Llorens (1-2) LP-NIZNIK, Noah (2-1) T-2:36 A-198

HR SIUE - R. Elguezaba

GAME 20

SOUTHEAST MISSOURI 2, SIUE 3

03/17/2019 at Edwardsville, Ill.

Score by Innings 1 2 3 4 5 6 7 8 9 R H E

Southeast Missouri 0 0 0 0 0 2 0 0 0 - 2 7 1

SIUE 3 0 0 0 0 0 0 0 X - 3 9 0

WP-R. Byrd (1-1) Save-B. Bone(2) LP-BERGTHOLDT, Daniel (2-2)

T-2:55 A-172

GAME 21

MEMPHIS 6, SOUTHEAST MISSOURI 7

03/19/2019 at Cape Girardeau, Mo.

Score by Innings 1 2 3 4 5 6 7 8 9 R H E

Memphis 4 0 1 0 0 1 0 0 0 - 6 7 1

Southeast Missouri 3 0 0 2 0 1 1 0 X - 7 9 0

WP-SACHSE, Austin (2-2) Save-STRETCH, Aaron(2) LP-KELLY, Landon (1-2) T-3:24 A-334

HR MEM - TRELA, Alec

GAME 22

AUSTIN PEAY 4, SOUTHEAST MISSOURI 2

03/22/2019 at Cape Girardeau, Mo.

Score by Innings 1 2 3 4 5 6 7 8 9 R H E

Austin Peay 0 4 0 0 0 0 0 0 0 - 4 9 2

Southeast Missouri 0 0 0 1 1 0 0 0 0 - 2 6 2

WP-RYE, J. (3-2) Save-NEWBERG, B.(4) LP-DODD, Dylan (4-2) T-2:55 A-1224

GAME 23

AUSTIN PEAY 4, SOUTHEAST MISSOURI 7

03/23/2019 at Cape Girardeau, Mo.

Score by Innings 1 2 3 4 5 6 7 8 9 R H E

Austin Peay 0 0 1 1 1 0 1 0 0 - 4 8 3

Southeast Missouri 0 0 0 0 1 2 0 4 X - 7 8 1

WP-STRETCH, Aaron (1-1) LP-THOMPSON, Ty (1-1) T-2:53 A-906

HR APSU - JOSLIN, M. HR SEMO - KECK, Andrew

GAME 24

AUSTIN PEAY 10, SOUTHEAST MISSOURI 2

03/24/2019 at Cape Girardeau, Mo.

Score by Innings 1 2 3 4 5 6 7 8 9 R H E

Austin Peay 0 9 0 0 0 0 0 0 1 - 10 13 0

Southeast Missouri 0 0 0 0 2 0 0 0 0 - 2 6 0

WP-VIAL, B. (2-2) LP-BERGTHOLDT, Daniel (2-3) T-2:58 A-439

HR APSU - PHILLIPS, P. 2 (7), MARTINEZ, D. 2

GAME 25

ARKANSAS STATE 11, SOUTHEAST MISSOURI 2

03/26/2019 at Cape Girardeau, Mo.

Score by Innings 1 2 3 4 5 6 7 8 9 R H E

Arkansas State 0 1 2 0 4 0 1 0 3 - 11 15 0

Southeast Missouri 0 1 0 0 0 0 1 0 0 - 2 3 1

WP-Patterson, Zachary (3-1) LP-BERGTHOLDT, Daniel (2-4) T-3:43 A-653

HR ASU - Culver, Sky-Lar HR SEMO - SOUTHERLAND, Hunter (3)

GAME 26

SOUTHEAST MISSOURI 10, EASTERN ILLINOIS 9

03/31/2019 at Charleston, Ill.

Score by Innings 1 2 3 4 5 6 7 8 9 10 R H E

Southeast Missouri 0 0 0 0 2 2 5 0 0 1 - 10 13 1

Eastern Illinois 0 0 0 1 0 2 1 2 3 0 - 9 14 2

WP-SACHSE, Austin (3-2) LP-SPAHMAN (0-1) T-4:00 A-230

HR SEMO - WILBER, Tyler HR EIU - MORRIS (3), PENA (2)

GAME 27

SOUTHERN ILLINOIS 0, EASTERN ILLINOIS 1

04/01/2019 at Charleston, Ill.

Score by Innings 1 2 3 4 5 6 7 8 9 R H E

Southeast Missouri 0 0 0 0 0 0 0 0 0 - 0 7 0

Eastern Illinois 0 0 0 1 0 0 0 0 X - 1 7 1

WP-DEXTER (3-1) Save-STEVENSON(1) LP-NIZNIK, Noah (2-2) T-2:40 A-68

GAME 28

SOUTHEAST MISSOURI 6, EASTERN ILLINOIS 9

04/01/2019 at Charleston, Ill.

Score by Innings 1 2 3 4 5 6 7 R H E

Southeast Missouri 1 1 0 1 0 3 0 - 6 7 2

Eastern Illinois 0 5 1 1 2 0 X - 9 12 1

WP-ANSHUTZ (5-0) Save-JONES(1) LP-SACHSE, Austin (3-3) T-2:15 A-232



2019 LINE

GAME 29

MISSOURI STATE 8, SOUTHEAST MISSOURI 2

04/02/2019 at Cape Girardeau, Mo.

Score by Innings	1	2	3	4	5	6	7	8	9	R	H	E
Missouri State	0	0	0	0	4	0	1	1	2	-	8	12
Southeast Missouri	1	1	0	0	0	0	0	0	0	-	2	3

WP-Barnes,Forrest (1-2) LP-CISNEROS, Blake (1-1) T-2:52 A-2078
HR MSU - Kotowski,Dakota 2, Polak,Joey (2)

GAME 30

JACKSONVILLE STATE 4, SOUTHEAST MISSOURI 3

04/05/2019 at Cape Girardeau, Mo.

Score by Innings	1	2	3	4	5	6	7	8	9	10	R	H	E
Jacksonville State	0	1	1	0	0	0	1	0	0	1	-	4	8
Southeast Missouri	0	0	0	0	0	3	0	0	0	0	-	3	7

WP-Christian Edwards (3-3) LP-SACHSE, Austin (3-4) T-3:03 pm A-402
HR JSU - Cole Frederick (3), Chase Robinson (3)

GAME 31

JACKSONVILLE STATE 8, SOUTHEAST MISSOURI 9

04/06/2019 at Cape Girardeau, Mo.

Score by Innings	1	2	3	4	5	6	7	8	9	R	H	E
Jacksonville State	1	2	0	0	0	0	5	0	-	8	15	4
Southeast Missouri	1	2	1	2	0	2	1	0	X	-	9	11

WP-BERGTHOLDT, Daniel (3-4) Save-WINDER, Logan(2) LP-Trey Fortner (1-4) T-3:36 A-1212 HR JSU - Nash Adams, Alex Strachan

GAME 32

JACKSONVILLE STATE 8, SOUTHEAST MISSOURI 7

04/07/2019 at Cape Girardeau, Mo.

Score by Innings	1	2	3	4	5	6	7	8	9	R	H	E
Jacksonville State	0	0	0	3	1	2	0	0	2	-	8	15
Southeast Missouri	0	0	0	2	2	0	1	0	2	-	7	13

WP-Corley Woods (4-0) Save-Christian Edwards(6)
LP-CISNEROS, Blake (1-2) T-3:20 A-424
HR JSU - Alex Webb, Chase Robinson, Carson Crowe

GAME 33

SOUTHEAST MISSOURI 6, SAINT LOUIS 15

04/09/2019 at St. Louis, Mo.

Score by Innings	1	2	3	4	5	6	7	8	9	R	H	E
Southeast Missouri	0	4	0	1	0	0	0	1	0	-	6	7
Saint Louis	3	2	0	0	7	3	0	0	X	-	15	15

WP-FREMION, G. (1-0) LP-LLOYD, Daniel (0-1)
T-3:28 A-100 HR SLU - JORDAN, K. (2)

GAME 34

SOUTHEAST MISSOURI 5, MURRAY STATE 9

04/12/2019 at Murray, Ky.

Score by Innings	1	2	3	4	5	6	7	8	9	R	H	E
Southeast Missouri	0	0	0	0	0	0	2	1	2	-	5	8
Murray St.	0	0	7	1	0	1	0	0	X	-	9	11

WP-McMURRAY, T. (2-4) LP-DODD, Dylan (4-3)
T-2:51 A-304 HR MUR - CHILTON, B. (1)

GAME 35

SOUTHEAST MISSOURI 4, MURRAY STATE 2

04/12/2019 at Murray, Ky.

Score by Innings	1	2	3	4	5	6	7	8	9	R	H	E
Southeast Missouri	0	0	0	1	0	1	1	1	0	-	4	9
Murray St.	0	0	0	0	0	0	1	1	0	-	2	11

WP-SACHSE, Austin (4-4) Save-BERGTHOLDT, Daniel(1)
LP-JONES, J. (1-1) T-3:05 A-313

GAME 36

SOUTHEAST MISSOURI 5, MURRAY STATE 6

04/13/2019 at Murray, Ky.

Score by Innings	1	2	3	4	5	6	7	8	9	R	H	E
Southeast Missouri	0	1	1	0	0	0	0	1	2	-	5	7
Murray St.	0	4	1	0	0	1	0	0	X	-	6	6

WP-BURNS, S. (3-2) Save-COOK, B.(4) LP-MCNEELY, Bryan (0-1) T-2:30 A-257

GAME 37

SOUTHEAST MISSOURI 4, ARKANSAS STATE 8

04/16/2019 at Jonesboro, Ark.

Score by Innings	1	2	3	4	5	6	7	8	9	R	H	E
Southeast Missouri	0	1	0	0	0	0	1	2	0	-	4	8
Arkansas State	0	0	0	0	1	6	0	1	X	-	8	5

WP-Stone, Noah (1-0) LP-LLOYD, Daniel (0-2)
T-2:49 A-317 HR ASU - Deshazier, Jaylon (4)

GAME 38

TENNESSEE TECH 9, SOUTHEAST MISSOURI 3

04/19/2019 at Cape Girardeau, Mo.

Score by Innings	1	2	3	4	5	6	7	8	9	R	H	E
Tennessee Tech	0	0	1	1	1	4	0	0	2	-	9	14
Southeast Missouri	0	0	0	2	0	1	0	0	0	-	3	8

WP-O'DWYER, Andrew (1-0) Save-COLE, Jacob(1) LP-DODD, Dylan (4-4)
T-2:47 A-187 HR TTU - HINCHMAN, Jason, FUNK, JD

GAME 39

TENNESSEE TECH 13, SOUTHEAST MISSOURI 8

04/19/2019 at Cape Girardeau, Mo.

Score by Innings	1	2	3	4	5	6	7	8	9	R	H	E
Tennessee Tech	7	0	4	0	0	0	1	1	0	-	13	14
Southeast Missouri	2	2	0	3	0	0	0	1	0	-	8	10

WP-HOLLEY, Daniel (1-3) LP-SACHSE, Austin (4-5) T-3:47 A-187
HR TTU - CARRERA, Anthony (10), FUNK, JD (2)
HR SEMO - WILBER, Tyler (2)

GAME 40

TENNESSEE TECH 4, SOUTHEAST MISSOURI 9

04/20/2019 at Cape Girardeau, Mo.

Score by Innings	1	2	3	4	5	6	7	8	9	R	H	E
Tennessee Tech	0	3	1	0	0	0	0	0	0	-	4	9
Southeast Missouri	0	3	0	4	1	0	0	1	X	-	9	10

WP-WINDER, Logan (1-1) LP-MORGAN, Caleb (1-5) T-2:44 A-649
HR TTU - HINCHMAN, Jason HR SEMO - BLAZEVIC, Austin

GAME 41

SAINT LOUIS 4, SOUTHEAST MISSOURI 8

04/2/2019 at Cape Girardeau, Mo.

Score by Innings	1	2	3	4	5	6	7	8	9	R	H	E
Saint Louis	1	1	0	0	1	1	0	0	0	-	4	7
Southeast Missouri	2	5	0	1	0	0	0	0	X	-	8	12

WP-BERGTHOLDT, Daniel (4-4) Save-STRETCH, Aaron(3) LP-REVENO, D. (0-2)
T-2:56 A-321 HR SLU - DUBET, C., BENES, S., LIVORSI, B.

GAME 42

MCKENDREE 1, SOUTHEAST MISSOURI 4

04/23/2019 at Cape Girardeau, Mo.

Score by Innings	1	2	3	4	5	6	7	8	9	R	H	E
McKendree	0	0	0	0	0	0	1	0	0	-	1	5
Southeast Missouri	2	1	0	1	0	0	0	0	X	-	4	6

WP-LLOYD, Daniel (1-2) Save-MEYN, Keegan(1) LP-Reinkemeyer, Jacob (0-1)
T-2:33 A-343 A-343



SCORES

GAME 43

SOUTHEAST MISSOURI 3, PURDUE 8

04/26/2019 at West Lafayette, Ind.

Score by Innings	1	2	3	4	5	6	7	8	9	R	H	E
Southeast Missouri	0	0	1	0	0	2	0	0	0	-	3	5
Purdue	0	0	0	0	4	0	2	2	X	-	8	14

WP-JOHNSON (3-2) LP-DODD, Dylan (4-5) T-3:02 A-1158

HR PUR - BEAM (1), BONNER (2)

GAME 44

SOUTHEAST MISSOURI 3, PURDUE 2

04/27/2019 at West Lafayette, Ind.

Score by Innings	1	2	3	4	5	6	7	8	9	R	H	E
Southeast Missouri	0	0	2	0	0	0	1	0	0	-	3	6
Purdue	0	0	0	0	1	1	0	0	0	-	2	6

WP-SACHSE, Austin (5-5) Save-STRETCH, Aaron(4) LP-BOHM (0-6) T-3:18 A-1288

HR SEMO - KECK, Andrew (2)

GAME 45

SOUTHEAST MISSOURI 2, PURDUE 6

04/28/2019 at West Lafayette, Ind.

Score by Innings	1	2	3	4	5	6	7	8	9	R	H	E
Southeast Missouri	0	0	0	0	0	2	0	0	0	-	2	5
Purdue	0	0	3	1	0	1	1	0	X	-	6	8

WP-KULAK (1-1) Save-PETERSON(1) LP-NIZNIK, Noah (2-3) T-3:06 A-1284

GAME 46

SOUTHEAST MISSOURI 6, MIZZOU 21

05/01/2019 at Columbia, Mo.

Score by Innings	1	2	3	4	5	6	7	8	9	R	H	E
Southeast Missouri	1	0	0	2	0	0	2	0	1	-	6	7
Mizzou	3	1	8	0	0	3	6	0	X	-	21	20

WP-Anderson (1-0) LP-BERGHOLDT, Daniel (4-5) T-3:24 A-814

HR 19MIZ - Cornelius (7), A. Peterson (1)

GAME 47

SOUTHEAST MISSOURI 7, BELMONT 8

05/03/2019 at Nashville, Tenn.

Score by Innings	1	2	3	4	5	6	7	8	9	R	H	E
Southeast Missouri	1	3	0	1	0	1	1	0	0	-	7	15
Belmont	0	0	3	1	0	0	3	0	1	-	8	7

WP-Brennan (4-2) LP-CISNEROS, Blake (1-3) T-3:23 A-230

HR SEMO - SOUTHERLAND, Hunter (4), FAULKNER, Peyton (2)

HR BEL - Severance (4)

GAME 48

SOUTHEAST MISSOURI 10, BELMONT 6

05/05/2019 at Nashville, Tenn.

Score by Innings	1	2	3	4	5	6	7	8	9	R	H	E
Southeast Missouri	0	1	2	1	0	0	2	1	3	-	10	14
Belmont	0	0	0	2	2	0	0	0	2	-	6	7

WP-BERGHOLDT, Daniel (5-5) LP-Fowlkes (3-1) T-4:04 A-214

HR BEL - Adkins

GAME 49

SOUTHEAST MISSOURI 3, BELMONT 1

05/05/2019 at Nashville, Tenn.

Score by Innings	1	2	3	4	5	6	7	R	H	E
Southeast Missouri	0	0	1	0	0	0	2	-	3	7
Belmont	0	0	0	1	0	0	0	-	1	4

WP-NIZNIK, Noah (3-3) LP-Brennan (4-3) T-1:51 A-N/A

GAME 50

EASTERN KENTUCKY 2, SOUTHEAST MISSOURI 3

05/10/2019 at Cape Girardeau, Mo.

Score by Innings	1	2	3	4	5	6	7	8	9	10	11	12	R	H	E
Eastern Kentucky	0	0	2	0	0	0	0	0	0	0	0	0	-	2	7
Southeast Missouri	1	0	0	0	1	0	0	0	0	0	0	1	-	3	9

WP-WINDER, Logan (2-1) LP-OCHSENBEIN, Aaron (4-2) T-3:43 A-762

HR ECU - JOHNSON, Will

GAME 51

EASTERN KENTUCKY 7, SOUTHEAST MISSOURI 5

05/11/2019 at Cape Girardeau, Mo.

Score by Innings	1	2	3	4	5	6	7	8	9	R	H	E
Eastern Kentucky	0	0	0	2	2	1	2	0	0	-	7	10
Southeast Missouri	1	2	2	0	0	0	0	0	0	-	5	4

WP-FERRIS, Jacob (5-4) Save-WILLIAMS, Darren(2) LP-BERGHOLDT, Daniel (5-6) T- A-312 A-312 Daniel

HR ECU - LEWIS, A.J., HARRIS IV, Daniel HR SEMO - WILSON, Devon

GAME 52

EASTERN KENTUCKY 6, SOUTHEAST MISSOURI 3

05/12/2019 at Cape Girardeau, Mo.

Score by Innings	1	2	3	4	5	6	7	8	9	R	H	E
Eastern Kentucky	1	1	0	0	0	0	0	2	2	-	6	7
Southeast Missouri	0	1	0	0	0	2	0	0	0	-	3	7

WP-LASTER, Nick (3-0) Save-WILLIAMS, Darren(2)

LP-WINDER, Logan (1-2) T-2:38 A-370

HR ECU - JOHNSON, Will, HARRIS IV, Daniel 2, LOVELL, Brent

GAME 53

SOUTHEAST MISSOURI 9, MOREHEAD STATE 13

05/16/2019 at Morehead, Ky.

Score by Innings	1	2	3	4	5	6	7	8	9	R	H	E
Southeast Missouri	0	0	0	5	1	0	2	1	0	-	9	14
Morehead State	0	1	0	6	2	2	1	1	X	-	13	16

WP-STAMBAUGH, D (7-3) Save-WEINS, L.(2)

LP-WINDER, Logan (2-3) T-3:06 A-344

HR SEMO - WILSON, Devon (3)

HR MOR - PAULY, C. 2 (13), BURGHARDT, J (7), SNYDER, T. (7)

GAME 54

EASTERN KENTUCKY 6, SOUTHEAST MISSOURI 3

05/17/2019 at Morehead, Ky.

Score by Innings	1	2	3	4	5	6	7	8	9	R	H	E
Southeast Missouri	1	1	0	1	0	0	0	0	0	-	3	7
Morehead State	1	5	0	0	0	1	0	1	X	-	8	11

WP-GOE, J. (6-2) Save-CONWAY, C.(3) LP-SACHSE, Austin (5-6)

T-3:05 A-355 HR MOR - PERONI, D. (4)

HR SEMO - KECK, Andrew (3), WILSON, Devon (3)

GAME 55

SOUTHEAST MISSOURI 7, MOREHEAD STATE 8

05/18/2019 at Morehead, Ky.

Score by Innings	1	2	3	4	5	6	7	8	9	R	H	E
Southeast Missouri	0	0	2	0	0	1	4	0	0	-	7	13
Morehead State	5	0	3	0	0	0	0	0	X	-	8	10

WP-LOZINAK, W. (7-1) Save-LOONEY, D.(3) LP-NIZNIK, Noah (3-4)

T-3:08 A-425

HR MOR - PERONI, D. (5), LAYNE, R. (2)



MISCELLANEOUS STATS

Hitting Game Highs

At bats:.....	44	(3 games)
Runs scored:.....	22	vs Western Illinois (Feb. 24, 2017)
Hits:.....	21	vs Western Illinois (Feb. 24, 2017)
RBIs:.....	21	vs Western Illinois (Feb. 24, 2017)
Doubles:.....	7	(2 games)
Triples:.....	2	(6 games)
Home runs:.....	4	at Morehead State (Mar. 09, 2017)
Total bases:.....	34	vs Eastern Ky. (May 20, 2017)
Walks:.....	13	vs Purdue-Fort Wayne (Mar. 02, 2019)
Strikeouts:.....	16	at #1 Vanderbilt (Feb. 26, 2019)
Sac hits:.....	4	vs Harris-Stowe (Feb. 19, 2019)
Sac flies:.....	3	(2 games)
Stolen bases:.....	5	(3 games)
Hit by pitch:.....	6	vs Murray State (May 26, 2017 at Oxford, AL)
Caught stealing:.....	3	vs Western Michigan (Feb. 17, 2019)
Runners LOB:.....	17	at Belmont (May 05, 2019)
Hit into DP:.....	4	at Southern Illinois (Apr. 11, 2017)

Pitching Game Highs

Innings pitched:.....	12.0	vs Eastern Kentucky (May 10, 2019)
Runs allowed:.....	21	at Mizzou (May 01, 2019)
Earned runs:.....	17	(2 games)
Walks allowed:.....	11	at Morehead State (Mar 10, 2017)
Strikeouts:.....	18	at SIUE (Mar. 15, 2019)
Hits allowed:.....	22	vs Illinois State (Mar. 12, 2019)
Doubles allowed:.....	8	at Arkansas State (Apr 04, 2017)
Triples allowed:.....	2	at Purdue (Apr. 28, 2019)
Homers allowed:.....	6	vs Illinois State (Mar. 12, 2019)
Wild pitches:.....	5	(2 games)
Hit batters:.....	4	(3 games)

Individual Hitting Game Highs

At bats:.....	6	(13 games)
Runs scored:.....	5	Dan Holst vs Purdue (Mar 05, 2017)
Hits:.....	4	(11 games)
RBIs:.....	6	Dan Holst vs Eastern Ky. (May 18, 2017)
Doubles:.....	2	(15 games)
Triples:.....	2	Dan Holst at Stephen F. Austin (Feb 19, 2017)
Home runs:.....	2	(2 games)
Total bases:.....	9	(2 games)
Walks:.....	3	(12 games)
Strikeouts:.....	4	(3 games)
Sac hits:.....	2	(2 games)
Sac flies:.....	1	(41 games)
Stolen bases:.....	2	(10 games)
Hit by pitch:.....	2	(10 games)
Caught stealing:.....	1	(47 games)
Runners LOB:.....	8	Peyton Faulkner at Belmont (May 05, 2019)

Individual Pitching Game Highs

Innings pitched:.....	9.0	Justin Murphy vs Jacksonville State (Apr 14, 2017)
Runs allowed:.....	8	(2 games)
Earned runs:.....	8	(2 games)
Walks allowed:.....	6	Justin Murphy at Morehead State (Mar 10, 2017)
Strikeouts:.....	11	Dylan Dodd at SIUE (Mar. 15, 2019)
Hits allowed:.....	13	Clay Chandler vs Tennessee Tech (Apr 28, 2017)
Doubles allowed:.....	5	Dylan Dodd at Murray State (Apr. 12, 2019)
Triples allowed:.....	1	(17 games)
Homers allowed:.....	3	(4 games)
Wild pitches:.....	3	Clay Chandler at Morehead State (Mar 10, 2017)
Hit batters:.....	3	Nate Green at Central Arkansas (Mar 21, 2017)

Multiple-Hit Games

Player	2	3	4	5+	Total
Tyler Wiber	19	6	2	-	27
Justin Dirden	17	4	1	-	22
Peyton Faulkner	18	5	-	-	23
Danny Wright	14	11	-	-	25
Connor Basler	15	2	2	-	19
Alex Nielsen	9	4	-	-	13
Austin Blazeovic	12	1	-	-	13
Andrew Keck	8	1	1	-	10
Hunter Southerland	7	-	-	-	7
Devon Wilson	5	2	-	-	7
Wade Stauss	5	-	1	-	6
Trent Pobst	4	-	-	-	4
Brett Gonzalez	3	1	-	-	4
Turner Fritts	3	-	-	-	3

Multiple-RBI Games

Player	2	3	4	5+	Total
Justin Dirden	15	5	2	1	23
Tristen Gagan	12	7	-	1	20
Trevor Ezell	9	3	2	-	14
Danny Wright	4	1	-	1	6
Wade Stauss	5	-	-	1	6
Peyton Faulkner	3	1	1	-	5
Devon Wilson	5	-	-	-	5
Chase Urhahn	4	-	1	-	5
Connor Basler	1	2	1	-	4
Alex Nielsen	3	-	-	-	3
Michael Berra	1	-	-	-	1
Alex Canty	-	1	-	-	1
Hunter Southerland	1	-	-	-	1

Inning-by-Inning Summary

Inning	SEMO	Opp.
First	25	38
Second	37	44
Third	29	55
Fourth	47	27
Fifth	29	37
Sixth	43	40
Seventh	36	38
Eighth	39	35
Ninth	17	31
Extra	2	4
Total	304	349

Longest Hitting Streaks of Season

Player	Games
Tyler Wilber	4
Connor Basler	10
Danny Wright	9
Austin Blazeovic	8
Devon Wilson	7
Alex Nielsen	7
Andrew Keck	7
Brett Gonzalez	5
Hunter Southerland	4
Peyton Faulkner	4
Turner Fritts	3
Wade Stauss	3
Trent Pobst	2
Alex Canty	2
Keegan Meyn	1
Garrett Stephens	1





OPPONENTS



PROTECT
THIS HOUSE

MISSISSIPPI

GOSOUTHEAST.COM 69

2020 REDHAWK

University of Louisiana-Monroe Warhawks

February 14-16 in Monroe, La.

Location..... Monroe, La.
Founded..... 1931
Enrollment..... 8,854
Colors..... Maroon & Gold
Head Coach..... Michael Federico
Career Record (Years)..... 50-62 (3)
2019 Overall Record..... 27-31
2019 SunBelt Record (Finish)..... 12-17 (4th in W)
Home Field..... Warhawk Field (1,800)
Dimensions..... LF: 330 CF: 400 RF: 330
Baseball Contact..... Mike Hammett
Phone..... (318) 342-7925
Email..... mhammett@ulm.edu
Website..... ulmwarhawks.com

University of Kentucky Wildcats

February 18 in Lexington, Ky.

Location..... Lexington, Ky.
Founded..... 1865
Enrollment..... 30,000
Colors..... Blue & White
Head Coach..... Nick Mingione
School Record (Years)..... 103-74 (4)
2019 Overall Record..... 26-29
2019 SEC Record (Finish)..... 7-23 (7th in E)
Home Field..... Kentucky Proud Park
Dimensions..... LF: 335 CF: 400 RF: 320
Baseball Contact..... Matt May
Phone..... (859) 257-8504
Email..... matt.may@uky.edu
Website..... UKathletics.com

Northern Illinois University Huskies

February 21-23 in Cape Girardeau, Mo.

Location..... DeKalb, Ill.
Founded..... 1895
Enrollment..... 20,015
Colors..... Cardinal & Black
Head Coach..... Mike Kunigonis
School Record (Years)..... 81-142 (5)
2019 Overall Record..... 20-34
2019 MAC Record (Finish)..... 14-12 (5th)
Home Field..... Ralph McKinzie Field
Dimensions..... LF: 312 CF: 395 RF: 322
Baseball Contact..... Mike Haase
Phone..... (815) 753-1708
Email..... mhaase@niu.edu
Website..... NIUHuskies.com

Ohio University Bobcats

Feb. 28- Mar. 1 in Cape Girardeau, Mo.

Location..... Athens, Ohio
Founded..... 1809
Enrollment..... 20,073
Colors..... Culter Green & Cupola White
Head Coach..... Rob Smith
Career Record (Years)..... 156-223 (8)
2019 Overall Record..... 20-34
2019 MAC Record (Finish)..... 12-14 (6th)
Home Field..... Bob Wren Stadium
Dimensions..... LF: 340 CF: 405 RF: 304
Baseball Contact..... Mike Scholze
Phone..... (740) 593-1298
Email..... scholze@ohio.edu
Website..... OhioBobcats.com

Arkansas State RedWolves

Mar. 3 & Apr. 7

Location..... Jonesboro, Ark.
Founded..... 1909
Enrollment..... 21,976
Colors..... Scarlet, Black & White
Head Coach..... Tommy Raffo
School Record (Years)..... 278-288-1 (10)
2019 Overall Record..... 20-32
2019 Sunbelt Record (Finish)..... 11-19 (6th in W)
Home Field..... Tomlinson Stadium/Kell Field
Dimensions..... LF: 335 CF: 400 RF: 335
Baseball Contact..... Miya Garrett
Phone..... (870) 972-3383
Email..... mgarrett@astate.edu
Website..... AstateRedWolves.com

UT Martin Skyhawks

Mar. 6-8 in Martin, Tenn.

Location..... Martin, Tenn.
Founded..... 1900
Enrollment..... 7,069
Colors..... Navy Blue, Orange & White
Head Coach..... Ryan Jenkins
School Record (Years)..... 36-71 (3)
2019 Overall Record..... 25-31
2019 OVC Record (Finish)..... 12-18 (8th)
Home Field..... Skyhawk Field (500)
Dimensions..... LF: 330 CF: 385 RF: 330
Baseball Contact..... Ryne Rickman
Phone..... (731) 881-7632
Email..... rrickman@utm.edu
Website..... UTMSports.com

Southern Illinois University Salukis

Mar. 11 & Mar. 18

Location..... Carbondale, Ill.
Founded..... 1869
Enrollment..... 12,817
Colors..... Maroon & White
Head Coach..... Lance Rhodes
Career Record (Years)..... First Season
2019 Overall Record..... 26-29
2019 MVC Record (Finish)..... 5-16 (8th)
Home Field..... "Itchy" Jones Stadium
Dimensions..... LF: 330 CF: 390 RF: 330
Baseball Contact..... John Locke
Phone..... (618) 453-7102
Email..... jtlocke3@siu.edu
Website..... SIUSalukis.com

SIU Edwardsville Cougars

Mar. 13-15 in Cape Girardeau, Mo.

Location..... Edwardsville, Ill.
Founded..... 1957
Enrollment..... 14,142
Colors..... Red & White
Head Coach..... Sean Lyons
School Record (Years)..... 57-98 (4)
2019 Overall Record..... 19-32
2019 OVC Record (Finish)..... 11-19 (9th)
Home Field..... Simmons Complex
Dimensions..... LF: 330 CF: 390 RF: 330
Baseball Contact..... Joe Pott
Phone..... (618) 650-2860
Email..... jpott@siue.edu
Website..... SIUCougars.com

Saint Louis University Billikens

Mar. 17 & Apr. 28

Location..... St. Louis, Mo.
Founded..... 1818
Enrollment..... 12,649
Colors..... Blue & White
Head Coach..... Darin Hendrickson
School Record (Years)..... 390-293 (12)
2019 Overall Record..... 25-30
2019 A10 Record (Finish)..... 13-11 (7th)
Home Field..... Billikens Sport Center
Dimensions..... LF: 330 CF: 403 RF: 330
Baseball Contact..... Nick Rettig
Phone..... (314) 977-2524
Email..... nickrettig@slu.edu
Website..... SLUBillikens.com

OPPONENTS

Austin Peay State University Governors

Mar. 20-22 in Clarksville, Tenn.

Location.....Clarksville, Tenn.
Founded.....1927
Enrollment.....9,835
Colors.....Red & White
Head Coach.....Travis Janssen
Career Record (Years).....120-105 (5)
2019 Overall Record.....32-25
2019 OVC Record (Finish).....19-11 (t2nd)
Home Field.....Raymond C. Hand Park
Dimensions.....LF: 319 CF: 392 RF: 327
Baseball Contact.....Cody Bush
Phone.....(931) 221-7561
Email.....cbush@apsu.edu
Website.....LetsGoPeay.com

University of Missouri Tigers

March 24-25 in Cape Girardeau, Mo.

Location.....Columbia, Mo.
Founded.....1839
Enrollment.....29,866
Colors.....Black & Mill Gold
Head Coach.....Steve Bieser
School Record (Years).....104-67-1 (4)
2019 Overall Record.....34-22-1
2019 SEC Record (Finish).....13-16-1 (4th in E)
Home Field.....Taylor Stadium (3,331)
Dimensions.....LF: 340 CF: 400 RF: 340
Baseball Contact.....Andy Oldenburg
Phone.....(573) 882-1645
Email.....oldenburga@missouri.edu
Website.....MUTigers.com

Eastern Illinois University Panthers

Mar. 27-29 in Cape Girardeau, Mo.

Location.....Charleston, Ill.
Founded.....1899
Enrollment.....7,063
Colors.....Blue, Gray & White
Head Coach.....Jason Anderson
School Record (Years).....70-96 (4)
2019 Overall Record.....26-30
2019 OVC Record (Finish).....13-17 (7th)
Home Field.....Coaches Stadium
Dimensions.....LF: 340 CF: 380 RF: 340
Baseball Contact.....Brad O'Brien
Phone.....(217) 581-7151
Email.....btobrien@eiu.edu
Website.....EIUPanthers.com

University of Memphis Tigers

April 1 at Memphis, Tenn.

Location.....Memphis, Tenn.
Founded.....1912
Enrollment.....21,000
Colors.....Blue & Gray
Head Coach.....Daron Schoenrock
Career Record (Years).....4099-458 (16)
2019 Overall Record.....27-28
2019 American Record (Finish).....10-13 (7th)
Home Field.....FedEx Park
Dimensions.....LF: 317 CF: 379 RF: 318
Baseball Contact.....John Galatas
Phone.....(228) 229-0882
Email.....jgalatas@memphis.edu
Website.....GoTigersGo.com

Jacksonville State University Gamecocks

Apr. 3-5 in Jacksonville, Ala.

Location.....Jacksonville, Ala.
Founded.....1882
Enrollment.....8,514
Colors.....Red & White
Head Coach.....Jim Case
School Record (Years).....586-466 (19)
2019 Overall Record.....39-23
2019 Record (Finish).....22-8 (1st)
Home Field.....Rudy Abbott Field
Dimensions.....LF: 325 CF: 390 RF: 320
Baseball Contact.....Tony Schmidt
Phone.....(256) 782-5377
Email.....aschmidt@jsu.edu
Website.....JSUGamecocks.com

Murray State University Racers

Apr. 9-11 in Cape Girardeau, Mo.

Location.....Murray, Ky.
Founded.....1922
Enrollment.....10,010
Colors.....Blue & Gold
Head Coach.....Dan Skirka
School Record (Years).....24-30 (2)
2019 Overall Record.....24-30
2019 OVC Record (Finish).....16-14 (t5th)
Home Field.....Johnny Reagan Field
Dimensions.....LF: 330 CF: 400 RF: 330
Baseball Contact.....Adam Grossman
Phone.....(270) 809-7044
Email.....agrossman3@murraystate.edu
Website.....GoRacers.com

Missouri State University Bears

April 13 at Springfield, Mo.

Location.....Springfield, Mo.
Founded.....1905
Enrollment.....26,182
Colors.....Maroon & White
Head Coach.....Keith Guttin
Career Record (Years).....1279-812 (38)
2019 Overall Record.....20-36
2019 MVC Record (Finish).....10-11 (6th)
Home Field.....Hammons Field (8,000)
Dimensions.....LF: 315 CF: 400 RF: 330
Baseball Contact.....Eric Doennig
Phone.....(417) 836-4586
Email.....ericdoennig@missouristate.edu
Website.....missouristatebears.com

Tennessee Tech University Golden Eagles

Apr. 17-19 in Cookeville, Tenn.

Location.....Cookeville, Tenn.
Founded.....1915
Enrollment.....10,504
Colors.....Purple & Gold
Head Coach.....Steve Smith
School Record (Years).....First Season
2019 Overall Record.....22-32
2019 OVC Record (Finish).....9-21 (11th)
Home Field.....Bush Stadium (1,100)
Dimensions.....LF: 329 CF: 405 RF: 330
Baseball Contact.....Mike Lehman
Phone.....(931) 372-3088
Email.....mlehman@tntech.edu
Website.....TTUSports.com

Harris-Stowe State University Hornets

April 21 in Cape Girardeau, Mo.

Location.....St. Louis, Mo.
Founded.....1857
Enrollment.....1716
Colors.....Brown & Gold
Head Coach.....CK Billbrey
School Record (Years).....98-107 (5)
2019 Overall Record.....20-30
2019 AMC Record (Finish).....13-17 (7th)
Home Field.....Stars Park
Baseball Contact.....Ben Economon
Phone.....(314) 340-3570
Email.....economob@hssu.edu
Website.....HornetsAthletics.com



2020 OPPONENTS

Ball State University Redbirds

Apr. 24-26 in Cape Girardeau, Mo.

Location.....Muncie, Ind.
Founded.....1918
Enrollment.....22,513
Colors.....Cardinal & White
Head Coach.....Rich Maloney
Career Record (Years).....832-554-1 (25)
2019 Overall Record.....38-19
2019 MAC Record (Finish).....20-5 (2nd)
Home Field.....Ball Diamond
Dimensions.....LF: 330 CF: 400 RF: 330
Baseball Contact.....Josh Rattray
Phone.....(765) 285-8242
Email.....jmrattray@bsu.edu
Website.....ballstatesports.com

Belmont University Bruins

May 1-3 in Cape Girardeau, Mo.

Location.....Nashville, Tenn.
Founded.....1892
Enrollment.....8,080
Colors.....Navy Blue, Red & White
Head Coach.....Dave Jarvis
School Record (Years).....635-592-2 (23rd)
2019 Overall Record.....27-30
2019 OVC Record (Finish).....18-12 (4th)
Home Field.....E.S. Rose Park
Dimensions.....LF: 330 CF: 400 RF: 330
Baseball Contact.....Grant Cohen
Phone.....(615) 460-8023
Email.....grant.cohen@belmont.edu
Website.....BelmontBruins.com

Eastern Kentucky University Colonels

May 8-10 in Richmond, Ky.

Location.....Richmond, Ky.
Founded.....1906
Enrollment.....16,612
Colors.....Maroon & White
Head Coach.....Edwin Thompson
School Record (Years).....147-154 (7)
2019 Overall Record.....32-37
2019 OVC Record (Finish).....16-14 (t5th)
Home Field.....Earle Combs Stadium
Dimensions.....LF: 340 CF: 410 RF: 330
Baseball Contact.....Kevin Britton
Phone.....(859) 622-2006
Email.....kevin.britton@eku.edu
Website.....EKUSports.com

Morehead State University Eagles

May 14-16 in Cape Girardeau, Mo.

Location.....Morehead, Ky.
Founded.....1887
Enrollment.....7,038
Colors.....Blue & Gold
Head Coach.....Mik Aoki
Career Record (Years).....First Season
2019 Overall Record.....40-21
2019 SunBelt Record (Finish).....19-11 (2nd)
Home Field.....John "Sonny" Allen Field
Baseball Contact.....Matt Schabert
Phone.....(606) 783-2556
Email.....m.schabert@moreheadstate.edu
Website.....MSUEagles.com

SERIES RESULTS VS. OPPONENTS

Since joining NCAA Division I in 1992

§- NCAA Regionals
*- OVC Tournament
+- 10 innings
%- 11 innings
#- 12 innings

Alabama (4-7)

May 31, 2002 [§]	W	7-4
June 1, 2002 [§]	L	4-7
Feb. 22, 2003	W	8-7
Feb. 23, 2003	L	1-16
Feb. 24, 2003	L	4-9
Mar. 12, 2004	L	1-10
Mar. 13, 2004	L	0-2
Mar. 14, 2004	L	0-20
Feb. 20, 2009	L	1-5
Feb. 21, 2009	W	8-3
Feb. 22, 2009	W	8-4

§- NCAA Regionals

Alcorn State (2-0)

Feb. 19, 2015	W	13-6
Feb. 22, 2016	W	17-4

Arkansas (6-7)

Apr. 12, 1995	L	6-10
Mar. 26, 1996	L	3-8
Apr. 7, 1998	L	4-5
Feb. 11, 2000	L	3-4
Feb. 12, 2000	L	1-3
Feb. 13, 2000	W	8-7
Feb. 28, 2001	W	7-0
May 14, 2002	W	5-1
May 15, 2002	W	5-4

May 3, 2011	L	0-10
May 4, 2011	W	6-5
Mar. 17, 2015	L	3-4
Mar. 18, 2015	W	12-11

Arkansas-Little Rock (6-3)

Feb. 18, 1996	W	11-5
Apr. 29, 1997	W	10-7
Apr. 22, 1998	W	17-5
Apr. 6, 1999	W	15-3
Mar. 13, 2012	W	10-7
Mar. 14, 2012	L	2-16
Mar. 5, 2013	L	2-3
Mar. 6, 2013	W	4-3
Feb. 18, 2014	L	0-1

SERIES RESULTS

Arkansas-Pine Bluff (8-1)

Mar. 16, 2007	W	5-0
Mar. 17, 2007	W	8-3
Mar. 18, 2007	W	19-0
Feb. 22, 2008	L	2-4
Feb. 23, 2008	W	13-2
Feb. 24, 2008	W	15-3
Feb. 26, 2016	W	10-0
Feb. 27, 2016	W	9-2
Feb. 28, 2016	W	8-2

Arkansas State (19-27)

Feb. 19, 1992	L	1-9
Apr. 9, 1992	W	11-7
1993	W	12-4
1993	L	1-5
Mar. 4, 1994	L	4-6
Apr. 26, 1994	L	2-6
Apr. 4, 1995	L	5-9
Apr. 9, 1996	L	7-9
Apr. 16, 1997	L	3-4
Mar. 3, 1999	L	2-4
Apr. 26, 2000	W	7-4
Apr. 18, 2000	W	10-9
Mar. 13, 2001	W	6-4
Mar. 5, 2002	W	2-1
Apr. 9, 2002	L	1-6
Mar. 4, 2003	L	3-7
Apr. 15, 2003	W	7-6
Feb. 25, 2004	W	12-9
May 11, 2004	W	6-4
Mar. 29, 2005	L	0-9
Apr. 19, 2005	L	2-3
Feb. 15, 2006	L	3-4
Mar. 6, 2007	L	5-6
Apr. 9, 2008	L	3-8
Apr. 22, 2008	W	12-3
Apr. 1, 2009	L	1-12
Apr. 22, 2009	L	11-17
Mar. 24, 2010	W	6-4
Apr. 14, 2010	L	6-9
Apr. 5, 2011	W	8-5
Apr. 19, 2011	W	13-7
Mar. 27, 2012	L	5-10
Apr. 17, 2012	W	5-3
Apr. 2, 2013	L	8-9
Apr. 16, 2013	L	4-5
Feb. 25, 2014	L	4-8
Apr. 1, 2014	W	7-0
Mar. 25, 2015	W	6-5
Mar. 31, 2015	L	10-12
Apr. 5, 2016	W	4-2
Apr. 12, 2016	W	13-8
Apr. 4, 2017	L	1-10
Apr. 5, 2017	W	10-4

Feb. 20, 2018	L	6-7
Mar. 26, 2019	L	2-11
Apr. 16, 2019	L	4-8

Auburn (1-2)

Feb. 19, 2010	W	13-8
Feb. 20, 2010	L	8-9
Feb. 21, 2010	L	1-6

Austin Peay (54-40)

Mar. 28, 1992	W	3-1
Mar. 28, 1992	L	6-7
Mar. 29, 1992	L	11-13
Apr. 24, 1993	W	6-5
Apr. 24, 1993	W	2-1
Apr. 25, 1993	W	1-0
May 15, 1993*	L	4-6
May 14, 1993*	W	3-1
Apr. 23, 1994	L	6-7
Apr. 23, 1994	W	6-0
Apr. 24, 1994	L	5-6
Apr. 14, 1995	W	4-2
Apr. 14, 1995	L	5-6
Apr. 15, 1995	W	4-1
Mar. 30, 1996	W	13-0
Mar. 30, 1996	W	9-4
Mar. 31, 1996	L	1-7
May 5, 1996*	L	3-8
Apr. 12, 1997	W	10-7
Apr. 12, 1997	W	3-2
Apr. 13, 1997	W	7-4
Apr. 4, 1998	W	5-1
Apr. 4, 1998	W	1-0
Apr. 5, 1998	W+	6-3
Apr. 2, 1999	L	2-7
Apr. 2, 1999	L	6-8
Mar. 25, 2000	W	4-1
Mar. 25, 2000	W	10-3
Mar. 26, 2000	W	12-7
May 19, 2000*	W	13-0
Apr. 28, 2001	W	1-0
Apr. 28, 2001	W	11-1
Apr. 29, 2001	W	4-3
May 16, 2001*	L	4-9
Apr. 27, 2002	W	14-9
Apr. 28, 2002	W	6-2
Apr. 28, 2002	W	8-6
May 24, 2002*	W	7-5
Apr. 26, 2003	W	9-3
Apr. 26, 2003	L	2-4
Apr. 27, 2003	W	8-6
May 22, 2003*	W	4-0
Apr. 17, 2004	L	4-15
Apr. 17, 2004	L+	2-3

Apr. 18, 2004	W	9-7
May 27, 2004*	W	6-1
Apr. 16, 2005	W	6-4
Apr. 16, 2005	L	3-5
Apr. 17, 2005	L	2-11
Apr. 22, 2006	L	4-7
Apr. 22, 2006	W	8-4
Apr. 23, 2006	L	2-7
May 26, 2006*	W	10-9
Apr. 21, 2007	L	0-4
Apr. 21, 2007	L	2-4
Apr. 22, 2007	W	16-14
Apr. 26, 2008	L	5-6
Apr. 26, 2008	L	6-7
Apr. 27, 2008	W	10-9
May 21, 2008*	W	5-2
Apr. 25, 2009	W	12-9
Apr. 25, 2009	L	5-9
Apr. 26, 2009	W	13-3
May 15, 2010	L	4-8
May 15, 2010	W	2-1
May 16, 2010	W	10-3
May 14, 2011	L	5-6
May 14, 2011	W	3-2
May 15, 2011	L	5-7
Mar. 23, 2012	L	5-8
Mar. 24, 2012	L	2-5
Mar. 25, 2012	L	7-11
May 24, 2012*	W	4-3
May 26, 2012*	L	6-10
Apr. 12, 2013	L	4-9
Apr. 13, 2013	W	5-3
Apr. 14, 2013	W	14-8
Apr. 11, 2014	L	4-22
Apr. 12, 2014	W#	10-9
Apr. 13, 2014	W	19-7
Apr. 3, 2015	L	1-5
Apr. 4, 2015	W	3-2
Apr. 5, 2015	W	12-11
Apr. 8, 2016	L	1-6
Apr. 9, 2016	L	6-8
Apr. 10, 2016	W	7-3
May 28, 2016*	W	10-4
Mar. 31, 2017	W	5-3
Apr. 1, 2017	W	10-0
Apr. 2, 2017	L	7-11
Mar. 30, 2018	L	5-6
Mar. 30, 2018	L	6-7
Mar. 31, 2018	W	20-4
Mar. 22, 2019	L	2-4
Mar. 23, 2019	W	7-4
Mar. 24, 2019	L	2-10

Ball State (2-1)

Feb. 25, 2011	W	12-7
Feb. 26, 2011	L	2-6

Feb. 27, 2011	W	22-8
---------------	---	------

Belmont (20-12)

Apr. 28, 1999	L	8-12
Apr. 10, 1999	W	5-4
Apr. 10, 1999	W	9-4
Apr. 11, 1999	W	5-3
Apr. 1, 2000	L	1-3
Apr. 1, 2000	L	0-1
Mar. 21, 2001	W	3-1
Mar. 21, 2001	W	11-10
Mar. 8, 2013	W	1-0
Mar. 9, 2013	L	6-11
Mar. 10, 2013	L	2-6
May 22, 2013*	W	9-6
May 24, 2013*	W	2-1
Mar. 7, 2014	W	11-1
Mar. 8, 2014	W	6-3
Mar. 9, 2014	W	7-0
May 14, 2015	W	12-0
May 15, 2015	L	5-11
May 16, 2015	W	13-7
May 21, 2015*	L	2-7
May 23, 2015*	W	9-4
May 19, 2016	W	9-2
May 20, 2016	L	3-4
May 21, 2016	L	5-6
May 12, 2017	W	4-1
May 13, 2017	L	5-6
May 14, 2017	L	10-11
May 11, 2018	W	9-8
May 12, 2018	W	9-8
May 13, 2018	L	6-10
May 3, 2019	L	7-8
May 5, 2019	W	10-6
May 5, 2019	W	3-1

Bethel (1-0)

Mar. 13, 2007	W	4-2
---------------	---	-----

Bowling Green (4-3)

Feb. 13, 2015	L	6-7
Feb. 13, 2015	W	6-5
Feb. 14, 2015	W	5-1
Feb. 23, 2018	L	7-9
Feb. 24, 2018	W	8-4
Feb. 25, 2018	L	2-5
Feb. 25, 2018	W	9-7

Bradley (6-5)

Feb. 22, 1997	W	10-0
Feb. 22, 1997	W	3-2



PROTECT
THIS HOUSE

SERIES

Mar. 6, 2005 L 3-8
Feb. 27, 2015 L 3-6
Feb. 28, 2015 W 7-2
Feb. 28, 2015 L 0-5

Brescia (2-0)

Mar. 7, 2004 W 8-0
Mar. 7, 2004 W 6-0

Central Arkansas (7-7)

Mar. 20, 2007 W 12-5
Mar. 21, 2007 L 11-13
May 13, 2008 W 12-4
May 14, 2008 L 2-12
Apr. 27, 2010 L 7-8
Apr. 28, 2010 W 13-11
Mar. 1, 2011 W 6-5
Mar. 2, 2011 W 10-3
Mar. 4, 2016 W 6-0
Mar. 5, 2016 L 0-1
Mar. 6, 2016 W 6-2
Mar. 21, 2017 L 4-5
Mar. 13, 2018 L 3-7
Mar. 14, 2018 L 4-5

Central Michigan (3-2)

Mar. 17, 2004 W 7-2
Mar. 17, 2004 W 7-5
Mar. 18, 2005 L 2-4
Mar. 19, 2005 W 4-3
Mar. 20, 2005 L 3-5

Central Oklahoma (1-0)

Mar. 8, 2001 W 7-0

Cleveland State (2-0)

Mar. 3, 2007 W 3-1
Mar. 4, 2007 W 5-1

Columbus (1-2)

Mar. 8, 1992 L 0-2
Mar. 8, 1992 W 4-2
Mar. 9, 1992 L 2-10

College of Charleston (0-3)

Feb. 16, 2018 L 3-6
Feb. 17, 2018 L 0-6
Feb. 18, 2018 L 4-5

Creighton (1-3)

Feb. 20, 1999 W 3-2
Feb. 20, 1999 L 2-3
Feb. 21, 1999 L 1-11
Mar. 12, 2013 L 2-17

Culver-Stockton (3-0)

Mar. 16, 2002 W 13-5
Mar. 16, 2002 W 4-3
Mar. 17, 2002 W 13-10

Dallas Baptist (0-3)

Feb. 17, 2012 L 2-3
Feb. 17, 2012 L 6-7
Feb. 18, 2012 L 1-3

Delaware State (1-0)

Mar. 11, 1994 W 5-0

Eastern Illinois (42-36)

Mar. 16, 1995 L 2-3
Mar. 17, 1995 W 10-4
Mar. 18, 1995 W 10-6
Apr. 5, 1997 W 11-10
Apr. 5, 1997 W 8-4
Apr. 6, 1997 W 6-5
Apr. 15, 1997 W 6-5
May 9, 1998 W 15-11
Mar. 28, 1998 L 4-6
Mar. 29, 1998 W 5-4
Mar. 29, 1998 L 3-4
Mar. 27, 1999 W 7-2
Mar. 27, 1999 L 0-7
Mar. 28, 1999 W 5-2
Mar. 18, 2000 L 1-2
Mar. 18, 2000 W 16-7
May 17, 2001 L 1-2
May 12, 2001 W 6-2
May 12, 2001 L 7-9
May 13, 2001 L 5-12
May 11, 2002 W 7-1
May 11, 2002 W 9-2
May 12, 2002 L 4-8
Apr. 18, 2003 L 4-5
Apr. 18, 2003 L 1-5
Apr. 19, 2003 W 22-9
Apr. 24, 2004 L 5-6
Apr. 25, 2004 W 4-3
Apr. 25, 2004 L 5-6
May 26, 2004 L 9-18
Apr. 23, 2005 W 7-2
Apr. 23, 2005 W 9-4

Apr. 24, 2005 W 5-3
Apr. 29, 2006 L 6-7
Apr. 29, 2006 L 1-5
Apr. 30, 2006 W 4-3
May 24, 2006 W 7-6
Apr. 28, 2007 L 4-14
Apr. 28, 2007 W 10-4
Apr. 29, 2007 W 10-5
May 3, 2008 W 16-7
May 3, 2008 L 3-15
May 4, 2008 L 5-6
May 24, 2008 L 4-7
May 2, 2009 L 7-8
May 2, 2009 L 7-8
May 21, 2010 L 5-8
May 21, 2010 L 5-7
May 22, 2010 W 10-0
May 26, 2010 L 5-10
May 20, 2011 W 9-6
May 20, 2011 W 9-5
May 21, 2011 W 8-7
Mar. 30, 2012 L 1-5
Mar. 31, 2012 W 12-5
May 25, 2012 L 6-7
Apr. 1, 2012 L 0-10
Apr. 19, 2013 L 2-4
Apr. 20, 2013 W 25-6
Apr. 21, 2013 L 3-13
Apr. 17, 2014 W 7-5
Apr. 18, 2014 W 11-7
Apr. 19, 2014 L 3-10
May 22, 2014 W 8-6
Apr. 10, 2015 W 21-1
Apr. 11, 2015 L 5-9
Apr. 12, 2015 W 5-0
Apr. 15, 2016 W 15-1
Apr. 16, 2016 W 12-11
Apr. 17, 2016 W 20-7
Apr. 7, 2017 W 7-3
Apr. 8, 2017 L 4-5
Apr. 9, 2017 W 7-6
Apr. 6, 2018 L 3-5
Apr. 7, 2018 W 3-1
Apr. 8, 2018 W 13-1
Mar. 31, 2019 W 10-9
Apr. 1, 2019 L 0-1
Apr. 1 L 6-9

Eastern Kentucky (49-40)

Apr. 11, 1992 L 3-6
Apr. 12, 1992 W 9-0
Apr. 12, 1992 L 4-8
1993 L 4-5
1993 L 5-11
Apr. 30, 1994 W 3-0
Apr. 30, 1994 L 2-6

May 1, 1994 L 6-10
Apr. 22, 1995 L 0-2
Apr. 22, 1995 W 9-4
May 13, 1995* W 7-4
Apr. 5, 1996 W 6-5
Apr. 6, 1996 L 0-4
Apr. 6, 1996 W 4-1
Mar. 28, 1997 L 2-24
Mar. 28, 1997 L 2-3
Mar. 29, 1997 W 10-7
May 8, 1998* W 12-8
Mar. 21, 1998 W 3-2
Mar. 21, 1998 W 7-1
Mar. 22, 1998 L 4-8
Mar. 20, 1999 W 1-0
Mar. 20, 1999 W 11-4
Mar. 21, 1999 L 5-12
May 20, 1999* L 6-13
May 21, 1999 L 4-6
May 13, 2000 W 10-5
May 13, 2000 W 6-5
May 14, 2000 L 4-11
May 19, 2000* W 15-5
Apr. 7, 2001 W 8-2
Apr. 7, 2001 W 7-0
Apr. 8, 2001 L 2-9
Apr. 6, 2002 W 7-4
Apr. 6, 2002 W 2-0
Apr. 7, 2002 L 6-9
Apr. 12, 2003 L 9-10
Apr. 12, 2003 W 15-5
Apr. 13, 2003 L 5-8
May 21, 2003* L 6-12
May 2, 2004 L 4-11
May 2, 2004 L 0-3
May 28, 2004* W 9-7
Apr. 30, 2005 L 2-3
May 1, 2005 L 1-3
May 1, 2005 L 11-12
May 6, 2006 W 11-2
May 7, 2006 L 3-8
May 7, 2006 L 5-6
May 26, 2006* L 10-14
May 6, 2007 W 1-0
May 6, 2007 L 1-2
May 10, 2008 W 5-4
May 10, 2008 L 1-3
May 11, 2008 W 8-7
May 8, 2009 L 13-14
May 9, 2009 W 12-2
May 10, 2009 L 10-11
Apr. 2, 2010 W 17-9
Apr. 2, 2010 W 7-4
Apr. 3, 2010 W 8-7
Apr. 2, 2011 W 7-6
Apr. 2, 2011 W 13-6
Apr. 3, 2011 L 5-11



RESULTS

Apr. 5, 2012	L	1-9
Apr. 6, 2012	L	6-9
Apr. 7, 2012	W	9-7
Mar. 15, 2013	W	8-6
Mar. 16, 2013	W	5-3
Mar. 16, 2013	L	1-7
May 24, 2013*	L	9-12
Mar. 14, 2014	W	15-8
Mar. 15, 2014	W	13-11
Mar. 15, 2014	W	9-4
Mar. 8, 2015	L	1-5
Mar. 8, 2015	W	12-6
Mar. 9, 2015	W	13-1
Mar. 11, 2016	W	2-1
Mar. 12, 2016	W	7-3
Mar. 12, 2016	W	4-1
May 18, 2017	W	14-6
May 19, 2017	W	8-4
May 20, 2017	W	16-3
May 17, 2018	W	7-2
May 18, 2018	W	7-6
May 19, 2018	W	10-9
May 10, 2019	W	3-2
May 11, 2019	L	5-7
May 12, 2019	L	3-6

Evansville (2-4)

Mar. 13, 2002	L	5-7
Apr. 10, 2002	W	15-5
May 4, 2005	L	6-13
Mar. 1, 2006	L	6-7
Apr. 2, 2008	L	7-8
Apr. 21, 2009	W	9-4

Florida A&M (1-0)

Mar. 14, 1994	W	14-5
---------------	---	------

Florida Atlantic (0-1)

June 1, 2002 ^a	L	6-12
---------------------------	---	------

Florida State (0-2)

Mar. 12, 1994	L	3-15
Mar. 13, 1994	L	3-13

Fort Wayne (11-1)

Feb. 26, 2010	W	5-0
Feb. 27, 2010	W	3-2
Feb. 28, 2010	W	6-5
Feb. 24, 2012	W	7-1
Feb. 25, 2012	L	4-6
Feb. 26, 2012	W	26-7
Feb. 21, 2014	W	18-0

Feb. 22, 2014	W	7-6
Feb. 23, 2014	W	6-4
May 16, 2014	W	6-3
May 16, 2014	W	9-7
May 17, 2014	W	8-6

Freed-Hardeman (5-0)

Apr. 7, 2004	W	12-4
Mar. 13, 2005	W	8-1
Mar. 27, 2007	W	5-0
Mar. 28, 2007	W	27-16
Mar. 16, 2010	W	13-1

Georgia Tech (0-5)

May 22, 1998	L	5-14
Apr. 10, 1998	L	2-13
Apr. 11, 1998	L	4-14
Apr. 11, 1998 ^a	L	5-6
May 15, 2018	L	5-8

Hannibal-LaGrange (2-0)

Feb. 28, 2012	W	13-6
Feb. 29, 2012	W	6-5

Harris-Stowe (8-0)

Mar. 1, 2001	W	7-0
Apr. 21, 2010	W	10-2
Feb. 22, 2011	W	3-0
Feb. 21, 2012	W	8-6
Feb. 19, 2013	W	12-1
Feb. 19, 2014	W	6-4
Mar. 22, 2016	W	18-10
Feb. 19, 2019	W	13-0

Illinois State (1-12)

Mar. 4, 1995	W	10-5
Mar. 4, 1995	L	5-12
Mar. 5, 1995	L	6-13
Mar. 11, 2007	L	4-5
Mar. 10, 2007	L	2-8
Mar. 9, 2007	L	5-8
Mar. 3, 2012	L	2-8
Mar. 3, 2012	L	11-13
Mar. 4, 2012	L	4-14
Feb. 20, 2015	L	3-7
Feb. 21, 2015	L	3-8
Feb. 21, 2015	L	5-6
Mar. 12, 2019	L	18-6

Indiana State (0-3)

Mar. 3, 2006	L	1-8
--------------	---	-----

Mar. 4, 2006	L	6-10
May 8, 2015	L	7-8
May 9, 2015	L	3-4
May 10, 2015	L	7-8

Iowa (2-0)

Mar. 23, 1994	W	4-2
Mar. 23, 1994	W	2-1

Iowa State (8-1)

Feb. 21, 1998	W	10-2
Feb. 21, 1998	W	7-0
Feb. 22, 1998	L	5-6
Feb. 19, 2000	W	11-4
Feb. 20, 2000	W	4-0
Feb. 20, 2000	W	4-3
Feb. 10, 2001	W	5-4
Feb. 11, 2001	W	3-2
Feb. 11, 2001	W	3-0

Jackson State (6-1)

Feb. 23, 2001	W	13-4
Feb. 25, 2006	W	7-5
Feb. 25, 2006	W	8-7
Feb. 26, 2006	W	9-5
Feb. 17, 2007	W	2-0
Feb. 17, 2007	W	7-4
Feb. 18, 2007	L	10-12

Jacksonville State (29-31)

Apr. 3, 2004	L	2-12
Apr. 3, 2004	W	10-3
Apr. 4, 2004	L	14-15
May 29, 2004	L	1-5
May 29, 2004	W	7-6
Apr. 2, 2005	L	3-6
Apr. 2, 2005	W	3-0
Apr. 3, 2005	L	7-8
Apr. 8, 2006	L	3-9
Apr. 8, 2006	W	8-6
Apr. 9, 2006	L	7-21
Apr. 6, 2007	L	3-4
Apr. 6, 2007	W	5-3
Apr. 7, 2007	W	3-2
May 24, 2007	L	2-15
Apr. 12, 2008	L	6-16
Apr. 12, 2008	L	3-4
Apr. 13, 2008	L	7-10
May 22, 2008	L	6-7
May 24, 2008	W	6-4
Apr. 4, 2009	W	18-4
Apr. 4, 2009	L	7-8
Apr. 5, 2009	W	7-4

Apr. 25, 2010	W	10-5
Apr. 25, 2010	W	6-5
Apr. 22, 2011	L	2-5
Apr. 22, 2011	W	9-8
May 26, 2011	L	2-8
May 28, 2011	L	12-15
May 4, 2012	W	5-3
May 5, 2012	L	3-4
May 6, 2012	L	7-8
May 23, 2012	W	4-1
Apr. 26, 2013	L	8-9
Apr. 28, 2013	L	2-5
Apr. 28, 2013	L	3-4
Apr. 25, 2014	W	11-6
Apr. 26, 2014	W	1-0
Apr. 27, 2014	L	3-5
May 24, 2014	L	2-6
Apr. 17, 2015	W	5-4
Apr. 18, 2015	W	9-5
Apr. 18, 2015	W	6-3
May 22, 2015	W	12-4
Apr. 22, 2016	L	2-6
Apr. 23, 2016	W	13-6
Apr. 24, 2016	W	11-2
May 28, 2016	L	7-11
May 29, 2016	W	10-7
May 29, 2016	W	14-8
Apr. 13, 2017	W	7-6
Apr. 14, 2017	W	1-0
Apr. 15, 2017	L	7-17
May 24, 2017	W	13-10
Apr. 13, 2018	L	0-7
Apr. 13, 2018	L%	6-7
Apr. 14, 2018	W	4-1
May 25, 2018*	L	0-11
Apr. 5, 2019	L	3-4
Apr. 6, 2019	W	9-8
Apr. 7, 2019	L	7-8

Kansas (0-7)

Feb. 28, 1992	L	1-17
Feb. 29, 1992	L	3-14
Mar. 1, 1992	L	1-14
Mar. 5, 1994	L	5-19
Mar. 6, 1994	L	4-5
Mar. 7, 1994	L	1-7
Apr. 25, 2006	L	0-6

Kansas State (1-0)

Apr. 22, 2003	W	9-5
---------------	---	-----

Lamar (0-3)

Feb. 19, 2016	L	1-2
Feb. 20, 2016	L	1-2
Feb. 21, 2016	L	2-5



PROTECT
THIS HOUSE

SERIES

Lincoln (MO)

(2-0)

Mar. 26, 2003	W	7-2
Mar. 26, 2003	W	17-0

Lipscomb

(6-3)

Mar. 20, 2001	L	2-3
Mar. 20, 2001	W	7-1
Apr. 20, 2002	W	3-1
Mar. 18, 2003	W	6-5
Mar. 18, 2003	W	9-3
Apr. 8, 2003	W	6-2
Apr. 8, 2003	W	5-2
May 4, 2018	L	6-7
May 6, 2018	L	7-8

Long Island

(0-1)

1993	L	4-8
------	---	-----

Louisiana-Lafayette

(2-1)

Feb. 18, 2011	W	4-2
Feb. 19, 2011	W	9-1
Feb. 20, 2011	L	2-4

Louisiana Tech

(0-1)

June 4, 2016	L	4-9
--------------	---	-----

Louisville

(1-0)

Apr. 22, 1996	W	16-8
---------------	---	------

Lyon College

(2-0)

Mar. 10, 2008	W	6-0
Feb. 24, 2009	W	11-6

Martin Methodist

(1-0)

Feb. 16, 2000	W	3-2
---------------	---	-----

McKendree

(5-0)

Apr. 3, 1992	W	5-0
Apr. 3, 1992	W	8-1
Apr. 1, 1998	W	13-1
Apr. 10, 2018	W	15-0
Apr. 23, 2019	W	4-1

McNeese State

(1-2)

Feb. 17, 2006	W	8-1
Feb. 18, 2006	L	6-7
Feb. 19, 2006	L	0-10

Memphis

(21-25)

Feb. 22, 1992	L	8-12
Feb. 23, 1992	L	3-11
1993	L	1-9
1993	L	1-4
Feb. 19, 1994	L	4-6
Apr. 19, 1994	W	2-1
Feb. 18, 1995	W	13-6
Mar. 1, 1995	W	2-0
Feb. 17, 1996	L	7-15
Apr. 8, 1996	W	4-2
Apr. 17, 1996	L	6-7
Apr. 17, 1996	W	12-4
Apr. 23, 1997	L	3-5
Apr. 23, 1997	W	3-0
Feb. 15, 1997	L	3-8
Feb. 16, 1997	L	5-7
Mar. 12, 1998	W	7-0
Feb. 24, 1998	L	5-6
Mar. 24, 1999	W	4-3
Mar. 15, 2000	W	12-9
Feb. 22, 2000	W	9-4
May 8, 2001	L	1-2
May 8, 2001	L	3-13
Apr. 10, 2001	W	14-4
Apr. 11, 2001	L	5-13
Mar. 8, 2002	L	1-9
Mar. 9, 2002	W	7-4
Mar. 10, 2002	W	11-3
Mar. 1, 2003	L	1-6
Mar. 1, 2003	W	5-0
Mar. 2, 2003	L	6-14
Mar. 17, 2006	L	1-5
Mar. 18, 2006	L	1-15
Apr. 24, 2007	W	6-12
Apr. 25, 2007	W	8-19
Mar. 14, 2008	W	9-8
Mar. 15, 2008	W	6-5
Mar. 16, 2008	L	0-2
May 16, 2013	L	6-9
May 17, 2013	W	3-2
May 18, 2013	W	9-4
Feb. 28, 2014	L	4-8
Mar. 1, 2014	L	5-9
Mar. 1, 2014	L	2-3
Feb. 27, 2018	L	2-3
Mar. 19, 2019	W	7-6

Mid-Continent

(3-1)

May 5, 2010	W	16-12
Mar. 30, 2011	W	2-0
Apr. 3, 2012	L	9-10
Feb. 20, 2013	W	9-1

Mid-Eastern Shore

(1-0)

Mar. 11, 1994	W	4-3
---------------	---	-----

Michigan State

(0-2)

Mar. 5, 2010	L	7-8
Mar. 7, 2010	L	0-9

Middle Tennessee

(12-20)

Mar. 21, 1992	L	1-10
Mar. 21, 1992	W	1-0
1992*	L	2-14
1993	W	2-1
1993	L	1-2
1993	L	4-9
Apr. 1, 1994	W	11-4
Apr. 1, 1994	L	6-8
Apr. 2, 1994	W	3-2
Mar. 25, 1995	L	0-5
Mar. 25, 1995	L	1-2
Mar. 26, 1995	L	4-6
May 14, 1995	W	14-4
May 15, 1995	L	5-6
May 16, 1995	L	4-6
Apr. 27, 1996	W	6-3
Apr. 27, 1996	L	2-12
Apr. 26, 1997	L	3-12
Apr. 26, 1997	L	9-10
Apr. 27, 1997	L	6-12
May 15, 1997	W	4-0
Apr. 18, 1998	W	10-9
Apr. 18, 1998	L	7-10
Apr. 19, 1998	W	8-4
Apr. 17, 1999	W	10-2
Apr. 17, 1999	W	4-0
Apr. 18, 1999	L	6-9
May 20, 2000	L	4-11
May 18, 2000	L	2-3
Apr. 8, 2000	W	3-2
Apr. 9, 2000	L	5-8
Apr. 16, 2003	L	9-11

Mississippi

(2-16)

Mar. 13, 1996	L	6-7
Feb. 13, 1998	L	4-7
Feb. 14, 1998	L	3-4
Feb. 15, 1998	L	9-15
Feb. 23, 1999	L	4-6
Feb. 24, 1999	W	1-0
Mar. 3, 2000	L	1-5
Mar. 4, 2000	L	4-7
Feb. 17, 2001	L	0-1
Feb. 18, 2001	L	3-14
Feb. 18, 2001	W	5-2

Mar. 2, 2004	L	1-8
Mar. 3, 2004	L	6-15
Mar. 15, 2005	L	5-6
Mar. 16, 2005	L	0-3
May 17, 2011	L	6-10
Mar. 8, 2016	L	2-10
Mar. 9, 2016	L	4-6

Mississippi State

(0-6)

Feb. 25, 1997	L	3-13
Feb. 26, 1997	L	4-10
Mar. 5, 2010	L	7-10
Mar. 6, 2010	L	2-3
Mar. 25, 2014	L	2-3
June 3, 2016	L	5-9

Missouri

(11-23)

May 8, 1992	L	0-17
May 9, 1992	L	0-16
May 9, 1992	L	6-7
Feb. 23, 1995	W	5-4
Mar. 20, 1995	L	1-11
Mar. 19, 1996	L	7-8
Apr. 2, 1996	L	2-7
Apr. 30, 1997	L	2-4
May 8, 1997	L	10-11
Apr. 29, 1998	L	6-12
Apr. 14, 1998	L	8-11
Apr. 13, 1999	L	4-8
May 10, 2000	W	9-6
Apr. 3, 2001	L	7-4
Apr. 2, 2002	W	8-5
May 7, 2002	W	5-2
Mar. 11, 2003	L	8-9
Apr. 30, 2003	L	10-11
May 19, 2004	L	11-12
Mar. 24, 2004	L	3-6
Apr. 6, 2005	W	8-5
Apr. 13, 2005	L	2-10
Mar. 29, 2006	W	3-2
Apr. 12, 2006	W	9-5
Apr. 26, 2006	L	3-14
Apr. 3, 2007	L	3-16
Apr. 4, 2007	L	5-9
Apr. 30, 2013	W	9-7
Apr. 29, 2014	L	5-6
May 5, 2015	W	8-5
Mar. 15, 2016	W	7-2
Mar. 16, 2016	L	6-13
Mar. 28, 2017	W	6-5
May 1, 2019	L	6-21



RESULTS

Missouri Baptist (3-1)

Apr. 16, 1996	W	5-2
Mar. 4, 1997	L	2-4
Apr. 1, 1998	W	8-0
Apr. 11, 2000	W	3-2

Missouri S&T (1-0)

Apr. 28, 2015	W	11-10
---------------	---	-------

Missouri State (15-31)

Apr. 22, 1992	L	1-6
Apr. 22, 1992	W	13-10
1993	L	4-5
1993	L	1-6
Apr. 13, 1994	L	1-3
Apr. 13, 1994	L	1-5
May 4, 1994	L	6-8
May 4, 1994	L	0-7
Mar. 21, 1995	W	12-6
Mar. 22, 1995	L	5-13
Mar. 8, 1997	L	5-10
Mar. 9, 1997	L	1-4
Mar. 25, 1998	W	18-17
Mar. 25, 1998	W	5-4
Feb. 27, 2000	W	11-6
Feb. 27, 2000	W	5-3
Apr. 24, 2001	W	11-9
Mar. 30, 1999	L	2-10
Mar. 30, 1999	L	1-8
Mar. 8, 2000	W	14-8
Apr. 3, 2001	L	2-7
Mar. 22, 2002	L	3-5
Mar. 23, 2002	L	9-11
Mar. 24, 2002	L	3-9
May 6, 2003	L	1-3
May 7, 2003	L	5-11
Mar. 19, 2004	W	5-2
Mar. 20, 2004	W	8-2
Mar. 21, 2004	L	2-6
May 17, 2005	L	2-10
May 18, 2005	L	6-11
Mar. 22, 2006	L	2-5
Mar. 25, 2008	W	6-2
Mar. 26, 2008	L	6-7
Mar. 17, 2009	L	2-13
Mar. 18, 2009	L	3-16
Mar. 10, 2010	W	12-11
Mar. 15, 2011	W	8-7
Mar. 16, 2011	L	1-2
Mar. 20, 2012	L	1-8
Mar. 27, 2013	L	4-11
Mar. 11, 2014	W	6-5
Apr. 7, 2015	L	1-2
Mar. 15, 2017	W	5-4

Mar. 20, 2018	L	5-10
Apr. 2, 2019	L	2-8

Missouri-St. Louis (0-2)

Apr. 3, 1996	L	7-6
Mar. 17, 1999	L	1-12

Missouri Valley (2-0)

Mar. 29, 2003	W	4-3
Mar. 29, 2003	W	5-0

Morehead State (49-43)

Apr. 25, 1992	L	0-3
Apr. 25, 1992	W	1-0
Apr. 26, 1992	W	2-1
1993	L	4-16
1993	L	1-4
1993	L	3-4
Mar. 26, 1994	W	4-1
Mar. 26, 1994	W	9-7
Mar. 27, 1994	L	7-6
May 6, 1995	W	4-3
May 6, 1995	W	5-2
May 7, 1995	W	9-8
Apr. 20, 1996	L	9-10
Apr. 20, 1996	W	14-10
Apr. 21, 1996	W	15-5
May 4, 1996	W	9-1
May 5, 1996	L	0-4
May 10, 1997	L	2-5
May 10, 1997	L	7-9
May 11, 1997	W	10-8
May 2, 1998	L	1-2
May 3, 1998	W	6-1
May 3, 1998	L	3-4
May 7, 1998	W	10-9
May 1, 1999	W	10-2
May 1, 1999	W	12-2
May 2, 1999	W	19-1
Apr. 21, 2000	W	11-1
Apr. 21, 2000	W	7-0
Apr. 22, 2000	W	3-2
Mar. 17, 2001	W	8-6
Mar. 17, 2001	L	3-4
Mar. 18, 2001	W	5-1
May 18, 2002	W	9-3
May 18, 2002	W	9-2
May 19, 2002	L	10-16
May 22, 2002	W	9-6
May 9, 2003	W	22-8
May 9, 2003	W	11-4
May 11, 2003	L	5-7
May 8, 2004	W	10-5
May 8, 2004	W	3-1

May 9, 2004	W	17-10
May 26, 2005	L	1-6
May 7, 2005	L	0-3
May 7, 2005	W	8-7
May 8, 2005	W	16-4
May 13, 2006	L	4-7
May 13, 2006	L	0-4
May 14, 2006	W	13-7
May 12, 2007	W	4-3
May 12, 2007	W	3-2
May 13, 2007	L	8-9
May 16, 2008	W	9-6
May 16, 2008	L	8-10
May 17, 2008	L	12-13
May 15, 2009	L	10-12
May 15, 2009	L	3-10
May 16, 2009	L	6-9
May 21, 2009	L	5-7
Mar. 27, 2010	W	23-10
Mar. 27, 2010	L	11-12
Mar. 28, 2010	W	15-7
Mar. 27, 2011	W	3-2
Mar. 27, 2011	L	4-14
Apr. 13, 2012	L	2-7
Apr. 14, 2012	W	9-4
Apr. 15, 2012	L	14-16
Mar. 22, 2013	L	2-4
Mar. 23, 2013	L	8-11
Mar. 23, 2013	W	10-5
Mar. 21, 2014	L	8-9
Mar. 22, 2014	L	1-6
Mar. 23, 2014	W	7-1
Mar. 15, 2015	W	8-6
Mar. 15, 2015	L	7-11
Mar. 16, 2015	W	14-6
May 23, 2015	L	3-16
Mar. 18, 2016	W	5-1
Mar. 19, 2016	W	5-4
Mar. 20, 2016	W	6-5
May 27, 2016	W	3-0
Mar. 9, 2017	L	9-12
Mar. 10, 2017	L	5-17
Mar. 10, 2017	L	2-3
Mar. 9, 2018	W	5-4
Mar. 10, 2018	W	10-3
Mar. 10, 2018	L	4-8
May 24, 2018*	L	9-18
May 16, 2019	L	9-13
May 17, 2019	L	3-8
May 18, 2019	L	7-8

Murray State (51-38)

Apr. 4, 1992	W	6-5
Apr. 4, 1992	L	2-4
Apr. 5, 1992	W	12-1
1993	L	2-4

1993	W	8-0
May 7, 1994	L	2-6
May 7, 1994	W	2-1
May 8, 1994	W	4-2
Apr. 29, 1995	W	5-4
Apr. 30, 1995	L	0-3
Apr. 30, 1995	W	7-3
Apr. 13, 1996	L	0-6
Apr. 13, 1996	W	6-4
Apr. 14, 1996	W	12-1
Mar. 15, 1997	L	4-5
Mar. 15, 1997	W	3-2
Mar. 16, 1997	L	8-9
Mar. 7, 1998	W	9-5
Mar. 7, 1998	W	19-0
Mar. 8, 1998	L	3-12
May 8, 1999	L	3-9
May 8, 1999	W	8-5
May 9, 1999	L	4-8
Apr. 29, 2000	L	4-5
Apr. 29, 2000	W	4-1
Apr. 30, 2000	L	3-9
Mar. 31, 2001	L	5-6
Mar. 31, 2001	W	3-2
Apr. 1, 2001	W	7-3
Mar. 29, 2002	W	7-2
Mar. 30, 2002	L	4-8
Mar. 30, 2002	W	6-5
May 23, 2002	L	3-4
May 16, 2003	W	13-8
May 17, 2003	W	10-4
May 17, 2003	W	6-0
May 23, 2003	L	3-4
Mar. 27, 2004	W	6-2
Mar. 27, 2004	W	19-5
Mar. 28, 2004	L	3-16
May 25, 2005	L	3-4
Mar. 25, 2005	W	15-10
Mar. 25, 2005	L	6-7
Mar. 26, 2005	L	6-7
Apr. 1, 2006	W	1-0
Apr. 1, 2006	W	5-0
Apr. 2, 2006	W	7-0
Mar. 31, 2007	W	6-5
Apr. 1, 2007	W	17-3
Apr. 1, 2007	L	5-6
May 23, 2007	W	10-7
Apr. 5, 2008	W	3-2
Apr. 5, 2008	L	3-5
Apr. 6, 2008	W	9-8
Apr. 10, 2009	L	2-25
Apr. 11, 2009	L	1-3
Apr. 11, 2009	W	9-6
May 2, 2010	L	9-13
May 2, 2010	L	3-5
May 27, 2010	L	9-13
Apr. 30, 2011	W	17-7



SERIES

Apr. 30, 2011	W	5-4
May 1, 2011	L	2-6
May 11, 2012	W	7-1
May 12, 2012	L	2-7
May 13, 2012	W	9-8
May 3, 2013	L	0-4
May 4, 2013	L	4-5
May 5, 2013	W	7-4
May 2, 2014	W	6-5
May 3, 2014	W	8-6
May 4, 2014	L	6-11
Apr. 24, 2015	W	10-3
Apr. 25, 2015	W	17-12
Apr. 26, 2015	W	10-2
Apr. 28, 2016	W	10-3
Apr. 29, 2016	L	3-4
Apr. 30, 2016	W	7-4
Apr. 21, 2017	L	7-9
Apr. 23, 2017	W	4-3
Apr. 23, 2017	L	1-11
May 26, 2017*	L	5-8
Apr. 20, 2018	W	7-4
Apr. 21, 2018	W	8-6
Apr. 21, 2018	W	7-5
May 23, 2018*	W	5-2
Apr. 12, 2019	L	5-9
Apr. 12, 2019	W	4-2
Apr. 13, 2019	L	5-6

Nebraska (0-3)

May 7, 2010	L	2-6
May 8, 2010	L	6-20
May 9, 2010	L	3-10

New Mexico State (0-3)

Mar. 16, 2012	L	1-9
Mar. 17, 2012	L	7-23
Mar. 17, 2012	L	6-8

New Orleans (3-0)

Feb. 15, 2013	W	7-4
Feb. 16, 2013	W	6-1
Feb. 17, 2013	W	11-2

Northeast Illinois (7-6)

Mar. 23, 1992	L	2-11
Mar. 24, 1992	L	4-10
1993	L	1-3
1993	W	4-1
Mar. 18, 1994	L	1-2
Mar. 19, 1994	W	3-0
Mar. 19, 1994	L	10-12

Apr. 17, 1995	W	8-3
Apr. 17, 1995	W	4-0
Feb. 24, 1996	L	4-5
Feb. 24, 1996	W	9-1
Feb. 25, 1996	W	16-15
Feb. 25, 1996	W	10-2

North Dakota (4-2)

Mar. 13, 2010	W	15-4
Mar. 13, 2010	L	5-6
Mar. 14, 2010	W	14-4
Mar. 11, 2011	L	6-8
Mar. 12, 2011	W	13-6
Mar. 13, 2011	W	15-0

North Dakota State (1-2)

Feb. 22, 2013	L	2-7
Feb. 23, 2013	L	6-9
Feb. 23, 2013	W	13-7

Northern Colorado (1-3)

Feb. 29, 2008	L	1-4
Mar. 1, 2008	L	3-7
Mar. 1, 2008	L	2-4
Mar. 2, 2008	W	14-13

Northern Illinois (6-1)

Mar. 6, 1999	W	6-5
Mar. 7, 1999	W	10-0
Mar. 7, 1999	W	7-2
Mar. 13, 2009	W	8-6
Mar. 14, 2009	W	11-10
Mar. 14, 2009	W	15-5
Mar. 15, 2009	L	10-17

Northern Iowa (5-6)

Feb. 25, 1995	W	9-7
Feb. 26, 1995	W	10-7
Mar. 2, 1997	W	3-2
Mar. 2, 1997	L	1-4
Feb. 27, 1999	L	12-13
Feb. 28, 1999	L	9-12
Feb. 28, 1999	L	3-10
Mar. 6, 2009	L	1-3
Mar. 7, 2009	W	20-8
Mar. 7, 2009	W	7-6
Mar. 8, 2009	L	5-11

Oklahoma (0-6)

Feb. 15, 2002	L	4-5
Feb. 16, 2002	L	1-10

Feb. 17, 2002	L	5-18
Feb. 21, 2004	L	1-7
Feb. 21, 2004	L	5-11
Feb. 22, 2004	L	2-10

Oklahoma State (2-4)

Apr. 1, 1997	L	7-9
Apr. 2, 1997	L	5-10
Mar. 8, 2001	L	7-10
Apr. 23, 2002	W	5-3
Mar. 30, 2004	L	8-10
Mar. 31, 2004	W	4-2

Oral Roberts (6-5)

Apr. 4, 1995	L	5-8
Apr. 5, 1995	W	5-3
Apr. 19, 1997	L	4-12
Apr. 19, 1997	W	7-2
Apr. 20, 1997	W	14-4
Mar. 2, 2013	L	1-3
Mar. 3, 2013	W	6-5
Mar. 3, 2013	L	3-4
Feb. 14, 2014	W	10-4
Feb. 15, 2014	W	7-5
Feb. 16, 2014	L	2-6

Princeton (0-1)

Mar. 9, 2001	L	4-12
--------------	---	------

Purdue (3-5)

Feb. 27, 2009	W	13-10
Feb. 27, 2009	L	2-9
Mar. 3, 2017	L	0-4
Mar. 4, 2017	L	5-13
Mar. 5, 2017	W	17-7
Apr. 26, 2019	L	3-8
Apr. 27, 2019	W	3-2
Apr. 28, 2019	L	2-6

Purdue-Fort Wayne (3-0)

Mar. 1, 2019	W	12-4
Mar. 2, 2019	W	10-1
Mar. 2, 2019	W	14-1

Quincy (1-0)

Mar. 14, 1992	W	9-1
---------------	---	-----

Saint Louis (24-22)

Apr. 27, 1994	L	3-7
Apr. 20, 1995	L	2-3

Apr. 10, 1996	L	7-8
Mar. 25, 1997	W	19-8
Apr. 10, 1997	L	3-9
Apr. 21, 1998	L	5-8
Mar. 24, 1998	W	13-3
Apr. 20, 1999	L	7-9
May 11, 1999	W	6-5
May 3, 2000	L	9-10
Apr. 12, 2000	L	4-5
Mar. 27, 2001	W	13-1
Mar. 28, 2001	W	10-6
Mar. 26, 2002	W	9-2
Apr. 30, 2002	W	5-4
Mar. 12, 2003	W	9-4
Apr. 13, 2004	L	4-6
Mar. 10, 2004	W	7-4
Mar. 2, 2005	W	8-3
Apr. 5, 2005	W	3-2
May 16, 2006	W	7-6
Apr. 4, 2006	L	10-11
Mar. 7, 2007	W	5-2
Mar. 11, 2008	L	5-9
Mar. 3, 2009	W	6-5
Mar. 3, 2010	L	6-10
Mar. 23, 2010	W	8-4
Apr. 13, 2011	W	6-4
Mar. 22, 2011	L	8-14
Mar. 6, 2012	L	11-22
May 1, 2012	L	0-4
Feb. 26, 2013	L	4-8
Mar. 19, 2013	L	6-7
Mar. 18, 2014	L	8-11
Apr. 15, 2014	W	6-2
Mar. 10, 2015	W	9-7
Mar. 24, 2015	W	13-1
Apr. 19, 2016	W	10-3
May 3, 2016	L	8-12
Apr. 18, 2017	W	13-2
May 2, 2017	L	5-6
Apr. 4, 2018	W	4-2
Apr. 17, 2018	W	10-8
May 1, 2018	L	2-5
Apr. 9, 2019	L	6-15
Apr. 22, 2019	W	8-4

Samford (9-8)

Apr. 9, 2004	W	7-5
Apr. 9, 2004	W	9-1
Apr. 10, 2004	W	12-8
Apr. 9, 2005	W	3-1
Apr. 9, 2005	L	5-13
Apr. 10, 2005	L	2-4
Apr. 14, 2006	W	7-4
Apr. 14, 2006	L	5-6
Apr. 15, 2006	L	6-8
May 25, 2006	L	5-11



RESULTS

Apr. 14, 2007	W	4-0
Apr. 15, 2007	W	9-0
Apr. 15, 2007	L	1-2
May 25, 2007	L	1-5
Apr. 19, 2008	W	11-10
Apr. 19, 2008	L	6-11
Apr. 20, 2008	W	7-6

South Alabama (2-5)

Mar. 9, 1995	W	14-12
Mar. 9, 1995	L	3-5
Mar. 10, 1995	L	14-17
Mar. 4, 1996	L	0-10
Mar. 5, 1996	W	6-5
Feb. 24, 2001	L	1-2
Feb. 25, 2001	L	1-6

South Dakota State (6-4)

Mar. 7, 2005	W	7-2
Mar. 10, 2006	W	5-1
Mar. 11, 2006	L	5-8
Mar. 11, 2006	W	6-5
Feb. 23, 2007	L	2-5
Feb. 25, 2007	W	1-0
Feb. 25, 2007	W	7-4
Mar. 2, 2018	W	12-8
Mar. 3, 2018	L	4-7
Mar. 4, 2018	L	5-6

Southern (2-0)

May 15, 1998	W	5-4
May 16, 1998	W	10-3

Southeastern Louisiana (2-2)

Feb. 25, 2005	W	2-5
Feb. 26, 2005	L	2-6
Feb. 27, 2005	W	14-7
Mar. 3, 2006	L	0-8

SIU Edwardsville (20-8)

Mar. 2, 1999	L	2-4
Apr. 17, 2009	W	9-5
Apr. 18, 2009	W	9-2
Apr. 18, 2009	W	9-4
May 17, 2012	W	9-4
May 18, 2012	W	11-4
May 19, 2012	L	7-24
Apr. 5, 2013	L	0-4
Apr. 6, 2013	W	8-4
Apr. 7, 2013	W	13-11
Apr. 4, 2014	W	8-7
Apr. 5, 2014	W	8-7

Apr. 6, 2014	W	12-1
Mar. 27, 2015	L	4-8
Mar. 28, 2015	W	10-0
Mar. 29, 2015	W	22-8
Apr. 1, 2016	W	9-5
Apr. 2, 2016	W	4-0
Apr. 3, 2016	W	20-11
Mar. 24, 2017	W	8-3
Mar. 25, 2017	L	10-15
Mar. 26, 2017	L	5-7
Mar. 23, 2018	W	11-6
Mar. 24, 2018	W	7-0
Mar. 25, 2018	W	11-10
Mar. 15, 2019	W	8-6
Mar. 16, 2019	L	3-9
Mar. 17, 2019	L	2-3

Southern Illinois (26-25)

May 6, 1992	W	6-5
1993	L	3-10
1993	L	8-9
Mar. 24, 1994	W	4-2
Apr. 14, 1994	W	11-9
Mar. 29, 1995	W	17-2
Apr. 15, 1997	W	9-4
Mar. 4, 1998	W	11-5
Feb. 25, 1998	L	7-9
Apr. 7, 1999	L	5-6
Apr. 21, 1999	L	11-14
Apr. 19, 2000	W	19-17
Apr. 5, 2000	W	8-6
Apr. 18, 2001	W	19-1
Apr. 4, 2001	W	11-5
Apr. 4, 2001	W	11-5
Apr. 3, 2002	W	8-2
Apr. 17, 2002	L	5-10
Apr. 2, 2003	W	7-5
Apr. 9, 2003	W	4-3
Apr. 21, 2004	L	6-9
Mar. 23, 2004	L	5-6
Mar. 10, 2005	W	7-3
Apr. 27, 2005	L	3-7
Apr. 5, 2006	W	13-11
Apr. 11, 2006	L	5-8
Apr. 18, 2007	W	9-7
Apr. 10, 2007	W	2-7
Apr. 8, 2008	W	11-4
Apr. 15, 2008	L	4-5
Apr. 7, 2009	L	0-7
Apr. 14, 2009	L	2-4
Apr. 6, 2010	L	11-16
Apr. 20, 2010	W	13-1
Apr. 12, 2011	W	14-8
Apr. 26, 2011	W	11-4
Apr. 10, 2012	W	4-1
Apr. 24, 2012	L	5-9

Apr. 9, 2013	L	4-9
Apr. 23, 2013	L	2-3
Apr. 8, 2014	W	5-4
Apr. 22, 2014	L	2-5
Apr. 14, 2015	W	7-4
Apr. 21, 2015	L	2-6
Mar. 2, 2016	L	5-6
Apr. 11, 2017	L	2-4
Apr. 25, 2017	L	5-7
Mar. 6, 2018	L	0-5
Apr. 24, 2018	L	0-2
Mar. 6, 2019	W	11-9
Mar. 13, 2019	L	1-4

Southern Indiana (2-4)

Apr. 29, 1992	L	11-13
Apr. 29, 1992	L	7-11
1993	L	8-9
1993	L	0-3
Mar. 20, 1994	W	6-5
Mar. 20, 1994	W	6-4

Southern Mississippi (3-6)

1993	W	3-2
1993	L	1-4
Feb. 25, 1994	L	5-13
Feb. 26, 1994	L	4-12
Feb. 27, 1994	W	9-8
Mar. 8, 1995	L	2-11
Mar. 7, 2003	W	9-2
Mar. 8, 2003	L	5-7
Mar. 9, 2003	L	2-14

South Florida (0-3)

1993	L	3-6
1993	L	3-11
1993	L	2-11

St. Catherine (0-1)

Mar. 4, 2009	L	9-11
--------------	---	------

St. Joseph's (0-1)

1993	L	8-14
------	---	------

Stephen F. Austin (3-2)

May 13, 2016	L	2-3
May 14, 2016	W	15-6
May 15, 2016	W	9-5
Feb. 17, 2017	L	2-3
Feb. 19, 2017	W	3-1

Tennessee State (6-0)

Apr. 17, 1992	W	5-3
Apr. 17, 1992	W	7-1
Apr. 18, 1992	W	17-3
1993	W	12-1
1993	W	10-2
1993	W	11-0

Tennessee Tech (53-40)

May 2, 1992	W	11-3
May 2, 1992	W	5-4
May 3, 1992	W	7-6
1993	L	1-5
1993	W	4-3
1993	L	1-3
Apr. 9, 1994	L	4-11
Apr. 9, 1994	W	5-2
Apr. 1, 1995	W	5-1
Apr. 1, 1995	W	6-1
Apr. 2, 1995	W	8-7
Mar. 16, 1996	L	1-6
Mar. 16, 1996	W	6-3
Mar. 17, 1996	L	0-4
Mar. 22, 1997	L	3-6
Mar. 22, 1997	W	3-2
Mar. 23, 1997	L	2-10
May 16, 1997	W	9-5
May 19, 1997	L	8-10
May 19, 1997	L	4-8
Mar. 14, 1998	L	1-2
Mar. 14, 1998	W	13-6
Mar. 15, 1998	L	2-7
May 15, 1999	L	0-2
May 15, 1999	W	10-4
May 16, 1999	W	14-6
May 6, 2000	L	8-9
May 6, 2000	W	8-5
May 7, 2000	W	15-11
May 5, 2001	W	3-1
May 5, 2001	W	7-3
May 6, 2001	W	11-0
May 4, 2002	W	7-2
May 4, 2002	L	2-9
May 5, 2002	W	12-6
May 24, 2002	W	9-2
May 25, 2002	W	13-1
Apr. 5, 2003	W	6-5
Apr. 5, 2003	W	5-0
May 15, 2004	W	5-3
May 15, 2004	W	3-2
May 16, 2004	L	4-11
May 14, 2005	W	10-1
May 14, 2005	W	20-10
May 15, 2005	W	16-12



SERIES RESULTS

May 19, 2006	L	5-9
May 19, 2006	W	10-5
May 20, 2006	W	21-10
May 17, 2007	L	5-6
May 18, 2007	W	9-2
May 19, 2007	L	6-9
Mar. 21, 2008	L	3-8
Mar. 21, 2008	W	16-3
Mar. 22, 2008	W	7-3
May 23, 2008	W	8-4
Mar. 21, 2009	W	14-2
Mar. 21, 2009	W	4-3
Mar. 22, 2009	W	7-4
May 20, 2009	L	5-9
Apr. 10, 2010	W	4-3
Apr. 10, 2010	W	11-9
Apr. 11, 2010	L	8-12
Apr. 9, 2011	L	4-5
Apr. 9, 2011	L	5-9
Apr. 10, 2011	W	13-8
May 27, 2011	W	6-1
Apr. 20, 2012	W	9-6
Apr. 21, 2012	L	3-8
Apr. 22, 2012	W	3-1
May 10, 2013	L	1-16
May 11, 2013	L	6-11
May 12, 2013	L	1-5
May 23, 2013	L	1-5
May 9, 2014	W	12-8
May 10, 2014	W	9-8
May 11, 2014	L	10-21
May 23, 2014	L	2-9
May 1, 2015	W	9-1
May 2, 2015	L	5-11
May 3, 2015	L	10-11
May 22, 2015	W	14-1
May 6, 2016	L	2-7
May 7, 2016	L	3-4
May 8, 2016	W	7-1
Apr. 28, 2017	L	4-8
Apr. 29, 2017	L	8-9
Apr. 29, 2017	W	11-9
May 25, 2017*	L	9-14
Apr. 27, 2018	L	6-7
Apr. 28, 2018	L	2-6
Apr. 29, 2018	W	10-6
Apr. 19, 2019	L	3-9
Apr. 19, 2019	L	8-13
Apr. 20, 2019	W	9-4

Troy (0-3)

Mar. 4, 2011	L	0-9
Mar. 5, 2011	L	1-2
Mar. 6, 2011	L	2-7

Tulane (1-5)

Mar. 1, 1996	W	9-8
Mar. 2, 1996	L	6-7
Mar. 3, 1996	L	9-14
Feb. 11, 2005	L	0-9
Feb. 12, 2005	L	3-6
Feb. 12, 2005	L	3-9

UT Arlington (1-1)

Feb. 17, 2017	W	4-3
Feb. 18, 2017	L	3-5

UT Martin (65-19-1)

Feb. 25, 1992	L	7-9
1992	L	4-5
1993	W	12-5
1993	L	1-5
Apr. 16, 1994	L	1-3
Apr. 16, 1994	W	5-3
Apr. 17, 1994	W	10-5
Apr. 8, 1995	W	9-4
Apr. 8, 1995	W	14-12
Apr. 9, 1995	W	15-8
Mar. 23, 1996	W	7-5
Mar. 23, 1996	L	2-4
Mar. 24, 1996	T	5-5
May 3, 1997	L	0-6
May 3, 1997	L	7-8
May 4, 1997	W	5-4
Apr. 25, 1998	W	4-3
Apr. 25, 1998	W	13-0
Apr. 26, 1998	W	11-7
Mar. 12, 1999	W	12-7
Mar. 12, 1999	L	6-7
Apr. 24, 1999	W	11-2
Apr. 24, 1999	W	6-0
Apr. 25, 1999	W	11-2
Apr. 15, 2000	W	8-7
Apr. 15, 2000	W	8-5
Apr. 16, 2000	W	16-0
Mar. 12, 2000	W	13-4
Mar. 12, 2000	W	6-0
Apr. 13, 2001	W	7-0
Apr. 13, 2001	W	18-9
Apr. 15, 2001	L	6-8
Apr. 13, 2002	W	12-8
Apr. 13, 2002	W	16-3
Apr. 14, 2002	W	12-2
May 3, 2003	W	9-1
May 3, 2003	W	14-2
May 4, 2003	W	20-5
May 21, 2004	W	12-4
May 21, 2004	W	9-2
May 21, 2004	L	16-17
May 20, 2005	W	4-2

May 20, 2005	W	6-4
May 21, 2005	W	4-3
Mar. 25, 2006	L	1-2
Mar. 25, 2006	L	2-3
Mar. 26, 2006	L	0-1
Mar. 24, 2007	W	7-5
Mar. 24, 2007	W	7-6
Mar. 25, 2007	W	18-8
Mar. 29, 2008	W	19-6
Mar. 28, 2009	W	9-7
Mar. 28, 2009	W	6-5
Mar. 29, 2009	W	12-8
Apr. 17, 2010	L	3-6
Apr. 17, 2010	L	4-12
Apr. 18, 2010	W	15-1
Apr. 16, 2011	W	8-2
Apr. 16, 2011	W	8-2
Apr. 17, 2011	W	8-4
May 27, 2011	W	12-7
Apr. 27, 2012	L	4-5
Apr. 28, 2012	W	13-1
Apr. 29, 2012	W	14-2
Mar. 28, 2013	W	8-5
Mar. 29, 2013	W	9-6
Mar. 30, 2013	W	7-2
Mar. 28, 2014	W	13-0
Mar. 29, 2014	W	9-3
Mar. 30, 2014	W	11-1
Mar. 20, 2015	W	16-2
Mar. 21, 2015	W	13-0
Mar. 22, 2015	W	5-4
Mar. 24, 2016	W	19-6
Mar. 25, 2016	W	15-6
Mar. 26, 2016	W	26-2
Mar. 17, 2017	W	14-1
Mar. 18, 2017	W	5-4
Mar. 19, 2017	W	13-4
Mar. 16, 2018	L	7-8
Mar. 17, 2018	W	17-1
Mar. 18, 2018	W	8-7
Mar. 8, 2019	W	4-1
Mar. 10, 2019	L	0-3
Mar. 10, 2019	L	0-1

Valparaiso (3-0)

Mar. 19, 2010	W	17-4
Mar. 19, 2010	W	5-3
Mar. 20, 2010	W	8-7

Vanderbilt (1-2)

Apr. 1, 2008	W	12-8
May 13, 2014	L	4-10
Feb. 26, 2019	L	11-3

Washington (1-0)

Apr. 26, 1995	W	10-2
---------------	---	------

Western Illinois (7-2)

Mar. 11, 1996	W	3-1
Mar. 12, 1996	W	8-5
Mar. 12, 1996	W	18-3
Feb. 24, 2017	W	22-2
Feb. 25, 2017	W	5-4
Feb. 26, 2017	W	5-1
Feb. 22, 2019	L	2-9
Feb. 23, 2019	W	14-2
Feb. 24, 2019	L	2-5

Western Kentucky (1-2)

Mar. 3, 1994	L	2-5
Feb. 22, 1995	W	13-11
Mar. 27, 1995	L	4-10

Western Michigan (5-1)

May 6, 2017	W	12-6
May 6, 2017	W	8-5
May 7, 2017	L	6-8
Feb. 16, 2019	W	5-1
Feb. 17, 2019	W	8-4
Feb. 17, 2019	W	9-8

Westminster College (1-0)

Mar. 22, 2000	W	15-1
---------------	---	------

Wichita State (1-4)

Mar. 18, 1997	L	4-11
Mar. 19, 1997	W	14-6
May 21, 1998	L	4-7
Feb. 23, 2002	L	4-9
Feb. 24, 2002	L	7-8

William Jewell (1-0)

Mar. 13, 1992	W	6-4
---------------	---	-----

William Woods (1-0)

Mar. 21, 2001	W	24-3
---------------	---	------

Wright State (2-4)

Mar. 18, 2011	L	5-6
Mar. 19, 2011	W	5-1
Mar. 20, 2011	L	3-5
Mar. 9, 2012	W	10-7
Mar. 10, 2012	L	0-2
Mar. 11, 2012	L	5-6





RECORDS



SEASON HITTING

Games Played

1. Garrett Gandolfo, 2016	60
2. Branden Boggetto, 2016	59
Trevor Ezell, 2016	59
Dan Holst, 2016	59
Trevor Ezell, 2015	59
Branden Boggetto, 2015	59
Ryan Rippee, 2015	59
Dalton Hewitt, 2015	59
Jason Blum, 2013	59
Kody Campbell, 2012	59
Trenton Moses, 2012	59
Eric Horstman, 2005	59
Frank Montiel, 2005	59

Batting Average

(Minimum 70 At-Bats)

1. Dan Shy, 1989	.489
2. Chris Shadowens, 1986	.441
3. Todd Shylanski, 1991	.439
4. Dan Patterson, 1984	.438
5. Lon Steward, 1986	.433
6. Steve Vaughn, 1965	.429
7. LaMonte Collier, 1997	.426
8. Chris Janet, 1982	.418
9. Brent Wood, 1982	.415
10. Jeremy Johnson, 1999	.412

At-Bats

1. Trevor Ezell, 2015	246
2. Kenton Parmley, 2012	245
3. Trevor Ezell, 2016	242
Branden Boggetto, 2016	242
Branden Boggetto, 2015	242
6. Garrett Gandolfo, 2016	239
7. Michael Adamson, 2010	237
Kenton Parmley, 2010	237
9. Matt Tellor, 2013	235
10. Ryan Rippee, 2015	234

Runs Scored

1. Trevor Ezell, 2016	70
2. Kenton Parmley, 2010	67
3. Trevor Ezell, 2015	66
4. Branden Boggetto, 2016	64
Michael Adamson, 2011	64
6. Michael Adamson, 2010	63
7. Charlie Marino, 1998	62
8. Chris Osborne, 2017	61
Dan Holst, 2016	61
Eric Horstman, 2004	61
Jeremy Johnson, 2000	61

Hits

1. Michael Adamson, 2010	92
2. Derek Gibson, 2014	91
3. Matt Tellor, 2014	90
Kenton Parmley, 2010	90
5. Kenton Parmley, 2012	89
6. Trenton Moses, 2012	87
Kerry Robinson, 1995	87
Trevor Ezell, 2018	87
9. LaMonte Collier, 1997	86
10. Garrett Gandolfo, 2016	85
Jim Klocke, 2010	85

Doubles

1. Kevin Meyer, 2000	25
2. Branden Boggetto, 2015	23
Michael Adamson, 2010	23
4. Frank Montiel, 2004	22
Jim Klocke, 2010	22
6. Garrett Gandolfo, 2016	21
Jason Blum, 2013	21
8. Jim Klocke, 2009	20
Clemente Bonilla, 2001	20
LaMonte Collier, 1997	20
Tristen Gagan, 2018	20

Triples

1. Vern Hatton, 2002	9
2. Steve Vaughn, 1965	8
3. Scott Hopper, 1995	7
4. Trevor Ezell, 2015	6
5. Andy Lennington, 2014	5
Eric Horstman, 2004	5
Jeremy Johnson, 1999	5
Steve Lowe, 1999	5
Kerry Robinson, 1995	5
Steve Bieser, 1989	5
Dan Shy, 1989	5

Home Runs

1. Charlie Marino, 1998	21
2. Dan Patterson, 1985	20
3. Trenton Moses, 2012	19
Jeremy Johnson, 2000	19
5. Brian Hopkins, 2003	18
Steve Williams, 1983	18
7. Louie Haseltine, 2010	17
Darin Kinsolving, 2000	17
Charlie Marino, 2000	17
Kerry Kumer, 1987	17

Runs Batted In

1. Matt Tellor, 2014	71
2. Derek Gibson, 2014	70
3. Justin Dirden, 2018	68
4. Brian Schaefer, 1995	67
5. Jim Klocke, 2010	66
Casey Jones, 2010	66
7. Charlie Marino, 2000	64
Tristen Gagan, 2018	64
9. Tristen Gagan, 2017	62
10. Garrett Gandolfo, 2016	61
Branden Boggetto, 2016	61
Branden Boggetto, 2015	61
Trenton Moses, 2012	61

Walks

1. Clemente Bonilla, 2001	61
2. Dan Holst, 2016	55
3. Clemente Bonilla, 2002	54
4. Trevor Ezell, 2016	53
Clemente Bonilla, 1999	53
6. Dan Holst, 2017	49
7. Garrett Gandolfo, 2016	43
Trenton Moses, 2012	42
Jeremy Johnson, 2000	42
10. Trevor Ezell, 2015	41
Dalton Hewitt, 2015	41
Kody Campbell, 2012	41

Strikeouts

1. Bo Jenkins, 2004	70
2. Ryan Rippee, 2015	60
3. Justin Dirden, 2018	61
4. Cole Bieser, 2012	59
5. Wade Stauss, 2018	58
6. Daniel Schuh, 2006	57
7. Brandon Boggetto, 2013	54
Louie Haseltine, 2010	54
Robert Kern, 1998	54
10. Andy Lennington, 2014	52
Charlie Marino, 2000	52
Danny Wright, 2019	52

Hit By Pitch

1. Jason Blum, 2013	23
2. Jason Blum, 2015	18
Jason Blum, 2014	18
Trenton Moses, 2012	18
Peyton Faulkner, 2018	18
6. Jeremy Johnson, 1998	15
Charlie Marino, 1998	15
Hunter Southerland, 2019	15
9. Omar Padilla, 2006	14
Jim Gerwitz, 1997	14

Total Bases

1. Trenton Moses, 2012	162
2. Brian Hopkins, 2003	160
3. Matt Tellor, 2014	153
4. Jeremy Johnson, 2000	151
5. Jim Klocke, 2010	146
6. Vern Hatton, 2002	144
Charlie Marino, 1998	144
8. Kenton Parmley, 2012	143
9. Branden Boggetto, 2015	141
Jeremy Johnson, 1999	141
Justin Dirden, 2018	141

Slugging Percentage

(Minimum 70 At-Bats)

1. Dan Shy, 1989	.965
2. Steve Vaughn, 1965	.943
3. Dan Patterson, 1985	.854
4. Kerry Kumer, 1987	.853
5. Dan Patterson, 1984	.850
6. Chris Shadowens, 1986	.832
7. Steve Williams, 1982	.823
8. Steve Williams, 1983	.814
9. Brian Hopkins, 2003	.792
10. Jeremy Johnson, 2000	.770

On-Base Percentage

(Minimum 70 At-Bats)

1. Clemente Bonilla, 2001	.564
2. Dan Shy, 1989	.549
3. Steve Vaughn, 1965	.545
4. Trenton Moses, 2012	.531
5. Lon Steward, 1985	.519
6. Todd Shylanski, 1991	.516
7. Jeremy Johnson, 2000	.514
8. Dan Holst, 2017	.509
9. Trenton Moses, 2011	.502
10. Darin Kinsolving, 2000	.498

Stolen Bases

1. Doug Muench, 1986	33
2. LaMonte Collier, 1997	24
3. Trevor Ezell, 2016	23
Jason Blum, 2014	23
Lance Craft, 1997	23
6. Dan Holst, 2016	22
7. Connor Basler, 2019	21
8. Kerry Robinson, 1995	20
Rhett Pierce, 1992	20
Tony Gongwer, 1986	20
Mark Amick, 1976	20

CONSECUTIVE STREAKS

Longest Hitting Streak	47 games
Kenton Parmley (2012); 3rd longest in NCAA history	
Reaching Base Safely	79 games
Trenton Moses	

LAST TIME IT HAPPENED

Hit for the Cycle	Chris Osborne
at Austin Peay (4/10/16)	
Played Nine Defensive Positions	Hunter Leeper
vs. Belmont (5/21/16)	

CAREER HITTING

Games Started

1. Kenton Parmley, 2009-12	217
2. Jeremy Johnson, 1997-00	216
3. Jim Klocke, 2007-10	213
Zach Borowiak, 2000-03	213
Clemente Bonilla, 1999-02	213
Jeff Bourbon, 1998-01	213
7. Jason Blum, 2012-15	210
8. Denver Stuckey, 2000-03	205
9. Trenton Moses, 2008-12	204
10. Darin Kinsolving, 1997-00	201

Batting Average

(Minimum 200 At-Bats)

1. Dan Shy, 1988-89	.426
2. Lon Steward, 1985-86	.406
3. Todd Shylanski, 1991-92	.387
4. Dan Patterson, 1984-86	.384
5. Tyler Wilber, 2019-Pres.	.383
6. Doug Muench, 1985-86	.377
7. LaMonte Collier, 1996-97	.376
8. Michael Adamson, 2010-11	.373
9. Casey Jones, 2010-11	.362
Jim Klocke, 2007-10	.362

At-Bats

1. Kenton Parmley, 2009-12	882
2. Zach Borowiak, 2000-03	830
3. Jason Blum, 2012-15	806
Andy Lennington, 2012-15	806
5. Jeremy Johnson, 1997-00	800
6. Jim Klocke, 2007-10	782
7. Branden Boggetto, 2013-16	777
8. Jeff Bourbon, 1998-01	754
9. Denver Stuckey, 2000-03	753
10. Trevor Ezell, 2015-18	748

Runs Scored

1. Jeremy Johnson, 1997-00	214
2. Kenton Parmley, 2009-12	206
Jim Klocke, 2007-10	206
4. Trevor Ezell, 2015-18	194
5. Jason Blum, 2012-15	193
6. Denver Stuckey, 2000-03	178
7. Clemente Bonilla, 1999-02	172
8. Trenton Moses, 2008-12	159
9. Branden Boggetto, 2013-16	158
Jeff Bourbon, 1998-01	151
Darin Kinsolving, 1997-00	151

Hits

1. Kenton Parmley, 2008-12	302
2. Jeremy Johnson, 1997-00	287
3. Jim Klocke, 2007-10	283
4. Zach Borowiak, 2000-03	271
5. Trevor Ezell, 2015-18	251
6. Andy Lennington, 2012-15	246
7. Trenton Moses, 2008-12	244
8. Denver Stuckey, 2000-03	237
9. Jason Blum, 2012-15	233
10. Branden Boggetto, 2013-16	229

Doubles

1. Zach Borowiak, 2000-03	68
2. Jeremy Johnson, 1997-00	65
3. Jeff Bourbon, 1998-01	62
4. Branden Boggetto, 2013-16	61
5. Jim Klocke, 2007-10	59
Clemente Bonilla, 1999-02	59
7. Denver Stuckey, 2000-03	56
8. Andy Lennington, 2012-15	55
9. Kenton Parmley, 2009-12	51
10. Jason Blum, 2012-15	50
Trenton Moses, 2008-12	50

Triples

1. Vern Hatton, 2001-02	13
Trevor Ezell, 2015-18	13
3. Jeremy Johnson, 1997-00	11
Scott Hopper, 1994-96	11
Steve Vaughn, 1965-67	11
6. Andy Lennington, 2012-15	10
Jeff Steffens, 1987-90	10
8. Don Metz, 1967-70	9
Nick Harris, 2007-11	9
10. Kerry Robinson, 1993-95	8
Brian Moeglin, 1991-94	8
Chris Janet, 1981-84	8

Home Runs

1. Steve Williams, 1981-84	52
2. Jeremy Johnson, 1997-00	49
Darin Kinsolving, 1997-00	49
4. Dan Patterson, 1984-86	40
5. Charlie Marino, 1998-00	39
6. Trenton Moses, 2008-12	36
7. Jeff Bourbon, 1998-01	34
8. Kenton Parmley, 2008-12	32
Jim Klocke, 2007-10	32
10. Matt Wagner, 2007-09	31
Brian Hopkins, 2001-03	31

Runs Batted In

1. Jim Klocke, 2007-10	190
2. Jeremy Johnson, 1997-00	184
3. Steve Williams, 1981-84	167
4. Branden Boggetto, 2013-16	164
5. Trenton Moses, 2008-12	163
6. Jeff Bourbon, 1998-01	161
7. Darin Kinsolving, 1997-00	157
8. Andy Lennington, 2012-15	155
9. Zach Borowiak, 2000-03	154
10. Matt Wagner, 2007-09	152

Walks

1. Clemente Bonilla, 1999-02	207
2. Jason Blum, 2012-15	123
3. Trevor Ezell, 2015-18	122
4. Jim Klocke, 2007-10	121
5. Jeremy Johnson, 1997-00	117
6. Darin Kinsolving, 1997-00	116
7. Dan Holst, 2016-17	104
8. Trenton Moses, 2008-12	103
9. Trevor Ezell, 2015-present	97
10. Dalton Hewitt, 2012-15	96

Hit By Pitch

1. Jason Blum, 2012-15	68
2. Trenton Moses, 2008-2012	49
3. Omar Padilla, 2006-07	27
Jeremy Johnson, 1997-00	27
5. Danny Wright, 2017-Pres.	26
Peyton Faulkner, 2018-Pres.	26
7. Daryl Graham, 2006-07	25
Darin Kinsolving, 1997-00	25
Tom Breuer, 1993-96	25
10. Charlie Marino, 1998-00	24

Total Bases

1. Jeremy Johnson, 1997-00	521
2. Kenton Parmley, 2009-12	457
3. Jim Klocke, 2007-10	442
4. Zach Borowiak, 2000-03	425
5. Trenton Moses, 2008-12	406
6. Darin Kinsolving, 1997-00	389
7. Jeff Bourbon, 1998-01	387
8. Branden Boggetto, 2013-16	376
9. Trevor Ezell, 2015-18	370
10. Andy Lennington, 2012-15	357

Slugging Percentage

(Minimum 200 At-Bats)

1. Dan Patterson, 1984-86	.815
2. Dan Shy, 1988-89	.760
3. Steve Williams, 1981-84	.745
4. Lon Steward, 1985-86	.721
5. Charlie Marino, 1998-00	.677
6. Todd Shylanski, 1991-92	.675
7. Justin Dirden, 2018	.665
8. Chris Osborne, 2016-17	.651
Jeremy Johnson, 1997-00	.651
10. Louie Haseltine, 2008-11	.631

On-Base Percentage

(Minimum 200 At-Bats)

1. Dan Shy, 1988-89	.505
2. Lon Steward, 1985-86	.498
3. Dan Holst, 2016-17	.492
4. Steve Bieser, 1988-89	.478
5. Clemente Bonilla, 1999-02	.472
6. Jeff Morris, 1983-84	.463
7. Todd Shylanski, 1991-92	.462
8. Dan Patterson, 1984-86	.459
9. Jim Klocke, 2007-10	.458
Russ Deal, 1979-82	.458

Stolen Bases

1. Denver Stuckey, 2000-03	52
2. Jeremy Johnson, 1997-00	50
3. Jason Blum, 2012-15	48
Trevor Ezell, 2015-18	48
5. Kerry Robinson, 1993-95	46
Kenton Parmley, 2009-23	46
7. Doug Muench, 1985-86	44
8. Lance Craft, 1996-97	39
Connor Basler, 2017-Pres.	39
10. Cole Bieser, 2011-14	37
Nick Harris, 2007-11	37


Returnees in **Bold**

SINGLE-GAME RECORDS

At-Bats	8, Omar Padilla at Austin Peay (4/22/07)
Hits	6, 3x, last by Branden Boggetto at UT Martin (3/25/16)
Triples	2, 7x, last by Andy Lennington at Morehead State (3/22/13)
RBI	9, by Dan Shy at Lincoln (4/21/89)

Walks	5, by Clemente Bonilla at Austin Peay (5/19/00)
Runs Scored	5, 7x, last by Jason Blum at Austin Peay (4/13/14)
Doubles	3, 12x, last by Ryan Rippee at UT Martin (3/22/16)
Home Runs	4, by Scott Pruneau at Austin Peay (4/13/14)

Stolen Bases	4, by Lance Craft at Murray State (3/16/97)
Strikeouts	4, 18x, last by Ryan Rippee vs. Morehead State (3/20/16)



Jim Klocke

SEASON PITCHING

Earned Run Average

(Minimum 40 Innings Pitched)

1. Mike Payne, 1970	1.30
2. Todd Pennington, 2001	1.33
3. Trae Hastings, 1978	1.38
4. Galen McSpadden, 1973	1.47
5. Galen McSpadden, 1974	1.53
6. Kenny Reinagel, 1984	1.64
7. Jeff Hilz, 2000	1.71
8. Jerry Payne, 1972	1.73
9. Mike Payne, 1972	1.88
10. Steve Hosick, 1977	1.93

Wins

1. Tim Alvarez, 2003	14
2. Brad Purcell, 2002	12
Brandon Smith, 2002	12
Todd Pennington, 2001	12
5. Ryan Spille, 1998	11
Brian Harper, 1988	11
7. Joey Lucchesi, 2016	10
Ryan Spille, 1999	10
Jim Parks, 1989	10
Lee Lummus, 1987	10

Losses

1. Jamie McAlister, 2006	12
2. John Jarvis, 1992	10
3. Casey Johnson, 2005	9
Jamie McAlister, 2005	9
5. Tommy Thomas, 2001	8
Zack Smith, 2012.	8
7. Jamie McAlister, 2005	7
Anthony Maupin, 2004	7
David Michel, 1997	7
Dave Siboda, 1997	7
Kerry McMahon, 1994	7
Dave Gronowski, 1981	7

Saves

1. Brad Smith, 2004	11
2. Logan Mahon, 2011	8
Hal Hempe, 1987	8
4. Bobby Hurst, 2013	7
Jim Klocke, 2009	7
6. Carlos Vega, 2017	6
Brady Wright, 2014	6
8. Justin Murphy, 2016	5
Shae Simmons, 2011	5
Shae Simmons, 2010	5
Mark Frazier, 2002	5
Jeff Hunt, 1976	5
Dan Bergholdt, 2018	5

Games Started

1. Dave Jorn, 1976	19
2. Casey Johnson, 2005	17
Brad Purcell, 2002	17
Jason Swearingen, 1998	17
5. Joey Lucchesi, 2016	16
Robert Beltran, 2016	16
Will Spitzfaden, 2013	16
Derek Herbig, 2005	16
Dan Huesgen, 2000	16
John Jarvis, 1992	16

Appearances

1. Jared Waldhoff, 2017	30
Bobby Hurst, 2013	30
Brad Smith, 2004	30
4. Tony Zerrusen, 2013	29
Casey Johnson, 2005	29
6. Jake Busiek, 2016	28
Skylar Cobb, 2013	28
Jamie McAlister, 2005	28
Jeff Hilz, 2000	28
10. Justin Murphy, 2016	27
Jeff Hilz, 2001	27

Shutouts

1. Trae Hastings, 1976	4
2. Asif Shah, 2007	3
Tim Alvarez, 2003	3
Todd Pennington, 2001	3
Dan Huesgen, 1999	3
6. 12 pitchers tied	2
(Last by Dustin Renfrow in 2007)	

Complete Games

1. Jason Swearingen, 1998	9
Lance Hemmer, 1983	9
3. Ryan Spille, 1999	8
Ryan Spille, 1998	8
Brian Harper, 1988	8
Dan Stroud, 1983	8
Trae Hastings, 1976	8
8. 7 pitchers tied	7
(Last by Anthony Maupin in 2004)	

Innings Pitched

1. Brad Purcell, 2002	117.0
2. Joey Lucchesi, 2016	111.0
3. Jason Swearingen, 1998	110.0
4. Jamie McAlister, 2006	109.1
5. Ryan Spille, 1998	109.0
6. Tim Alvarez, 2003	108.1
7. Ryan Spille, 1999	104.1
8. Anthony Maupin, 2004	103.1
9. Lanson Debrock, 2000	99.1
10. Joey Evans, 2005	98.1

Strikeouts

1. Joey Lucchesi, 2016	149
2. Ryan Spille, 1998	130
3. Todd Pennington, 2001	121
4. Brad Purcell, 2002	102
5. Clay Chandler, 2016	96
6. Brian Harper, 1988	94
7. Joey Lucchesi, 2015	93
8. Alex Winkelman, 2015	92
Tommy Thomas, 2000	92
10. Shae Simmons, 2012	89

Strikeouts (9 innings)

(Minimum 40 Innings Pitched)

1. Galen McSpadden, 1973	12.14
2. Joey Lucchesi, 2016	12.08
3. Hal Hempen, 1987	12.02
4. Jon Nourie, 2003	11.62
5. Jeff Hilz, 2001	11.60
6. Todd Pennington, 2001	11.46
7. Tommy Thomas, 2000	11.39
8. Ralph Hachman, 1965	11.38
9. Jake Busiek, 2016	11.07
10. Brad Smith, 2004	10.93

Walks Allowed

1. Casey Johnson, 2005	59
2. Joe Schulte, 1985	53
3. Alex Winkelman, 2015	51
4. Derek Herbig, 2005	52
Mike Fitch, 2004	52
Shae Simmons, 2012	52
7. Ryan Spille, 1998	50
John Jarvis, 1992	50
9. Joey Lucchesi, 2015	47
10. Asif Shah, 2006	46

Walks (9 innings)

(Minimum 40 Innings Pitched)

1. Jason Swearingen, 1998	1.39
2. Max Mitts, 1994	1.60
3. Troy Pehle, 1995	1.61
4. Will Spitzfaden, 2013	1.86
5. Dan Huesgen, 1999	1.88
6. Justin Murphy, 2017	1.89
Jamie McAlister, 2006	1.89
Jeff Bohnert, 1986	1.89
9. Clay Chandler, 2016	1.94
10. David Michel, 1996	2.06



Shae Simmons



Joey Lucchesi

CAREER PITCHING

Earned Run Average

(Minimum 100 Innings Pitched)

1. Dave Jorn, 1975-76	2.24
2. Trae Hastings, 1975-78	2.30
3. Kenny Reinagel, 1982-84	2.41
4. Jeff Hilz, 2000-01	2.42
5. Joey Lucchesi, 2015-16	2.62
6. Galen McSpadden, 1971-74	2.65
7. Tim Alvarez, 2002-03	2.82
8. Todd Pennington, 1999-01	2.83
9. Tim Smith, 1975-76	2.88
10. Mike Payne, 1969-72	2.90
Carlos Vega, 2017-18	2.90

Wins

1. Lee Lummus, 1986-89	28
2. Jason Swearingen, 1995-98	27
3. Dan Huesgen, 1997-00	22
Trae Hastings, 1975-78	22
5. Ryan Spille, 1998-99	21
Jim Parks, 1987-91	21
Brian Harper, 1986-88	21
8. Tim Alvarez, 2002-03	19
9. David Michel, 1995-97	18
Galen McSpadden, 1971-74	18

Losses

1. Jamie McAlister, 2005-06	20
2. Jason Swearingen, 1995-98	17
3. Lanson Debrock, 1997-00	16
4. David Michel, 1995-97	15
Troy Pehle, 1994-97	15
6. Zack Smith, 2012-13	14
John Jarvis, 1991-92	14
D. Dannenmueller, 1990-93	14
9. Anthony Maupin, 2004-06	13
Dan Huesgen, 1997-00	13
Jim Parks, 1987-91	13
Keith Boeller, 1980-83	13

Saves

1. Brad Smith, 2003-05	13
2. Shae Simmons, 2010-12	10
Hal Hempen, 1986-87	10
4. Bobby Hurst, 2012-13	9
Jim Klocke, 2007-09	8
Logan Mahon, 2010-11	8
Aaron Stretch, 2018-19	8
8. Matthew Wade, 2015-18	7
Brady Wright, 2014-16	7
Troy Pehle, 1994-97	7

Games Started

1. Jason Swearingen, 1995-98	56
2. Derek Herbig, 2004-06	39
David Michel, 1995-97	39
Lee Lummus, 1986-89	39
5. Dan Huesgen, 1997-00	38
6. Alex Winkelman, 2013-15	35
7. Lanson Debrock, 1997-00	34
8. Jim Parks, 1987-91	33
Trae Hastings, 1975-78	33
10. Josh Syberg, 2007-11	32

Appearances

1. Alex Siddle, 2013-16	80
2. Jason Swearingen, 1995-98	76
3. Dan Huesgen, 1997-00	70
4. Lanson Debrock, 1997-00	69
5. Josh Parham, 2005-07	66
Troy Pehle, 1994-97	66
7. Christian Hull, 2011-14	65
Brandon Smith, 1999-02	65
Matthew Wade, 2015-18	65
10. Shae Simmons, 2010-12	63

Shutouts

1. Trae Hastings, 1975-78	5
2. Asif Shah, 2006-07	3
Tim Alvarez, 2002-03	3
Todd Pennington, 1999-01	3
Dan Huesgen, 1997-00	3
Ryan Spille, 1998-99	3
Doug Baker, 1990-91	3
Lance Hemmer, 1982-84	3
Kenny Reinagel, 1982-84	3
Keith Boeller, 1980-83	3

Complete Games

1. Trae Hastings, 1975-78	24
2. Jason Swearingen, 1995-98	21
3. Ryan Spille, 1998-99	16
4. Jim Parks, 1987-91	15
Keith Boeller, 1980-83	15
6. Brian Harper, 1986-88	14
7. Anthony Maupin, 2004-06	13
8. Lee Lummus, 1986-89	12
Lance Hemmer, 1982-84	12
Dan Stroud, 1981-83	12
Galen McSpadden, 1971-74	12

Innings Pitched

1. Jason Swearingen, 1995-98	368.1
2. Dan Huesgen, 1997-00	283.1
3. David Michel, 1995-97	247.0
4. Lee Lummus, 1986-89	246.1
5. Jim Parks, 1987-91	240.0
6. Lanson Debrock, 1997-00	235.1
7. Trae Hastings, 1975-78	234.1
8. Alex Winkelman, 2013-15	229.1
9. Ryan Spille, 1998-99	213.1
10. Brian Harper, 1986-88	207.1

Strikeouts

1. Joey Lucchesi, 2015-16	242
2. Trae Hastings, 1975-78	239
3. Ryan Spille, 1998-99	215
4. Brian Harper, 1986-88	209
5. Alex Winkelman, 2013-15	204
Galen McSpadden, 1971-74	204
7. Dan Huesgen, 1997-00	201
Jason Swearingen, 1995-98	201
9. Jim Parks, 1987-91	196
10. David Michel, 1995-97	183

Strikeouts (9 innings)

(Minimum 100 Innings Pitched)

1. Joey Lucchesi, 2015-16	10.94
2. Carlos Vega, 2017-18	10.81
3. Jeff Hilz, 2000-01	10.78
4. Todd Pennington, 1999-01	10.54
5. Joe Schulte, 1984-85	10.20
6. Tommy Thomas, 2000-01	10.06
7. Shae Simmons, 2010-12	9.98
8. Galen McSpadden, 1971-74	9.32
9. Trae Hastings, 1975-78	9.18
10. Ryan Spille, 1998-99	9.07
Brian Harper, 1986-88	9.07

Walks Allowed (9 innings)

(Minimum 100 Innings Pitched)

1. Max Mitts, 1993-94	1.81
2. Clay Chandler, 2016-17	2.13
Jason Swearingen, 1995-98	2.13
4. Justin Murphy, 2016-17	2.33
5. Jeff Bohnert, 1985-86	2.35
6. Jamie McAlister, 2005-06	2.50
7. Dustin Renfrow, 2007-08	2.60
8. Dan Huesgen, 1997-00	2.64
9. Kyle Guimeny, 2009-10	2.76
Tim Alvarez, 2002-03	2.76

Returnees in **Bold**

SINGLE-GAME RECORDS

Strikeouts	17, 2x, last by Joey Lucchesi vs. Murray State (4/28/16)
Innings Pitched	11, by Tom Reinagel (4/19/71)



Jason Swearingen



MISCELLANEOUS

Postseason History

(Since Joining NCAA Division I)

OVC Tournament

Appearances and Records

(Finish)

1992.....	1-2
1995.....	2-2 (2 nd)
1996.....	1-2
1997.....	3-2 (2 nd)
1998.....	3-0 (1 st)
1999.....	0-2
2000.....	2-2 (2 nd)
2001.....	0-2
2002.....	4-1 (1 st)
2003.....	1-2
2004.....	3-2 (2 nd)
2005.....	0-2
2006.....	2-2
2007.....	1-2
2008.....	3-2 (2 nd)
2009.....	0-2
2010.....	0-2
2011.....	2-2
2012.....	2-2
2013.....	2-2
2014.....	1-2
2015.....	3-2 (2 nd)
2016.....	4-1 (1 st)
2017.....	1-2
2018.....	1-2
Overall Record.....	42-46

NCAA Tournament Results

1998 Midwest Regional

Wichita, Kan.

5/21 vs. Wichita State - L, 4-7

5/21 vs. Georgia Tech - L, 5-14

2002 Tuscaloosa Regional

Tuscaloosa, Ala.

5/31 vs. Alabama - W, 7-4

6/1 vs. Florida Atlantic - L, 6-12

6/1 vs. Alabama - L, 4-7

2016 Starkville Regional

Starkville, Miss.

6/3 vs. Mississippi State - L, 5-9

6/4 vs. Louisiana Tech - L, 4-9

Single-Season Wins

1. 2016.....	39
2. 2014.....	37
2002	37
2000	37
5. 2015.....	36
6. 2011.....	34
2001	34
8. 2007.....	32
1998	32
1995	32

Single-Season Winning Percentage

1. 1965800 (16-4)
2. 1973778 (14-4)
3. 1982769 (30-9)
4. 1964750 (15-5)
5. 1983744 (29-10)
6. 1986686 (29-13-1)
7. 2000685 (37-17)
8. 1971682 (15-7)
9. 1975667 (18-9)
10. 1977658 (25-13)

Single-Season Runs

1. 2016.....	474
2. 2015.....	473
3. 2010.....	452
4. 2014.....	408
5. 2000.....	397
6. 1998.....	396
7. 2002.....	393
8. 2017.....	388
9. 2011.....	387
10. 2003.....	381

Single-Season Batting Average

1. 1986354
2. 2010.....	.346
3. 1982324
4. 1985323
5. 1989322
6. 2003.....	.321
1963321
8. 2011.....	.316
9. 1983315
10. 2000.....	.314

Single-Season Earned Run Average

1. 1973	1.82
2. 1972	2.32
1970	2.32
4. 1974	2.37
5. 1965	2.64
6. 1975	2.65
7. 1991	3.16
8. 1976	3.17
9. 1977	3.39
10. 1982	3.44

Single-Season Fielding Percentage

1. 2015.....	.977
2. 2018.....	.971
3. 2019.....	.974
4. 2014.....	.969
5. 2008.....	.968
6. 2011.....	.986
7. 2017.....	.967
2012.....	.967
9. 2007.....	.965
10. 2016.....	.964
2005964
2001964



#LETSSOAR

Consecutive Streaks

Wins

Length Year Details

14	2003	3/12 (vs. St. Louis) - 4/12 (at Eastern Ky.), snapped: 4/12 (at Eastern Ky.)
13	1973	Game 1 (vs. Centenary) - Game 13 (vs. Lincoln), snapped: Game 14 (vs. Lincoln)
11	2016	3/11 (at Eastern Kentucky) - 4/5 (vs. Arkansas State), snapped: 4/4 (at Austin Peay)
11	1985	4/3 (gm. 2 vs. Evansville) - 4/19 (vs. Northeastern Ill.), snapped: 4/20 (at SIU-E)
11	1977	Game 12 (vs. Mo.-Rolla) - Game 22 (vs. Mo. State), snapped: Game 23 (vs. Truman St.)
10	1976	Game 2 (vs. Memphis) - Game 11 (vs. Tenn.-Martin), snapped: Game 12 (vs. Tenn.-Martin)

Losses

Length Year Details

10	2012	3/14 (vs. UALR) - 3/30 (at Eastern Illinois), snapped 3/31 (at Eastern Illinois)
8	1992	2/19 (at Ark. State) - 3/8 (at Columbus College), snapped: 3/8 (at Columbus College)
7	2006	3/11 (vs. South Dakota St.) - 3/26 (at UT Martin), snapped: 3/29 (vs. Missouri)
7	1981	4/8 (at Southern Ill.) - 4/18 (vs. Mo.-St. Louis), snapped: 4/21 (vs. Maryville)
7	1969	Game 4 (vs. Wisc. State) - Game 10 (vs. Mo.-Rolla), snapped: Game 11 (vs. Mo.-Rolla)
6	4x	last 2008 4/9 (vs. Arkansas State) - 4/19 (Samford, Gm. 1), snapped: 4/19 (Samford, Gm. 2)

Shutout Wins


3, 3 times; Last: 4/1/06 (vs. Murray St.) - 4/2/06 (vs. Murray St.)

COACHING HISTORY



Ed Williams

1959; 1 season
4-5-1 (.450)



Joe Uhls

1960-1984; 25 seasons
373-257-5 (.591)



Palmer Muench

1985-1994; 10 seasons
235-206-3 (.533)



Mark Hogan

1995-2012; 18 seasons
526-456-1 (.536)



Steve Bieser

2013-2016; 4 seasons
138-97 (.587)

Andy Sawyers

2017-Present
79-88 (.473)

Year	Coach	Won	Lost	Tied	Pct.	Year	Coach	Won	Lost	Tied	Pct.	Year	Coach	Won	Lost	Tied	Pct.
1959	Williams	4	5	1	.450	1980	Uhls	22	17	1	.562	2001	Hogan	34	20	0	.630
1960	Uhls	4	6	0	.400	1981	Uhls	15	21	1	.419	2002	Hogan	37	20	0	.649
1961	Uhls	6	8	1	.433	1982	Uhls	30	9	0	.769	2003	Hogan	31	20	0	.608
1962	Uhls	5	12	1	.306	1983	Uhls	29	10	0	.744	2004	Hogan	29	28	0	.509
1963	Uhls	11	9	0	.550	1984	Uhls	17	12	0	.586	2005	Hogan	24	32	0	.429
1964	Uhls	15	5	0	.750	1985	Muench	28	15	1	.648	2006	Hogan	23	33	0	.411
1965	Uhls	16	4	0	.800	1986	Muench	29	13	1	.686	2007	Hogan	32	24	0	.571
1966	Uhls	11	8	0	.579	1987	Muench	28	20	0	.583	2008	Hogan	26	26	0	.500
1967	Uhls	13	10	0	.565	1988	Muench	19	23	0	.452	2009	Hogan	26	25	0	.510
1968	Uhls	9	11	0	.450	1989	Muench	27	17	0	.614	2010	Hogan	30	25	0	.545
1969	Uhls	6	12	1	.342	1990	Muench	21	19	1	.524	2011	Hogan	34	22	0	.607
1970	Uhls	9	11	0	.450	1991	Muench	25	18	0	.581	2012	Hogan	23	36	0	.390
1971	Uhls	15	7	0	.682	1992	Muench	22	27	0	.449	2013	Bieser	26	33	0	.441
1972	Uhls	11	10	0	.524	1993	Muench	13	27	0	.325	2014	Bieser	37	20	0	.649
1973	Uhls	14	4	0	.778	1994	Muench	23	27	0	.460	2015	Bieser	36	23	0	.610
1974	Uhls	17	13	0	.567	1995	Hogan	32	21	0	.604	2016	Bieser	39	21	0	.650
1975	Uhls	18	9	0	.667	1996	Hogan	25	23	1	.520	2017	Sawyers	29	26	0	.527
1976	Uhls	28	15	0	.651	1997	Hogan	24	33	0	.421	2018	Sawyers	27	30	0	.474
1977	Uhls	25	13	0	.658	1998	Hogan	32	24	0	.571	2019	Sawyers	23	32	0	.418
1978	Uhls	14	11	0	.560	1999	Hogan	27	27	0	.500						
1979	Uhls	13	10	0	.565	2000	Hogan	37	17	0	.685						

MARK HOGAN

Mark Hogan, the all-time winningest coach in Southeast Missouri State University baseball history, announced his retirement after 18 seasons on July 30, 2012. Hogan compiled a 526-456-1 (.536) record with one Ohio Valley Conference regular-season title (2002), two OVC Tournament crowns (1998, 2002) and the program's only two NCAA Tournament appearances (1998, 2002). Hogan achieved many milestones throughout his illustrious 31-year career which culminated with an overall record of 911-713-3 between the NCAA Division I, NCAA Division II and NJCAA Division I ranks. Most recently, Hogan picked up his 900th career win when the Redhawks beat Arkansas State on Apr. 17, 2012. Prior to that, Hogan notched his 500th victory at Southeast when the Redhawks defeated Eastern Illinois on May 20, 2011. In 2007, Hogan surpassed the legendary Joe Uhls for the most wins in school history.

- 526 victories at Southeast (1995-2012)
- 248 OVC victories
- 18 OVC Tournament Appearances
- 15 Major League Draft picks
- 80 All-OVC selections
- 5 OVC Pitcher of the Year Selections
- 4 OVC Player of the Year Selections
- 4 OVC Rookie of the Year Selections

- 2 OVC Tournament Championships
- 2 NCAA Regional Appearances
- 1 OVC Regular-Season Title
- 911 Career victories in 31 years as a head coach
- 1,627 games coached, including 983 at Southeast Missouri



ANNUAL

Hitting

Batting Average

1959	.333 - Black
1960	.351 - Probst, Ron
1961	.367 - Plassmeyer, Kenneth
1962	.282 - Wadlington, Gary
1963	.400 - Newcomb, Keith
1964	.406 - Wadlington, Gary
1965	.429 - Vaughn, Steve
1966	.274 - Steimle, Doug
1967	.333 - Metz, Don
1968	.318 - Vaughn, Steve
1969	.299 - Metz, Don
1970	.351 - Metz, Don
1971	.343 - Wallace, Ron
1972	.377 - Auer, Ron
1973	.319 - Wengert, Gary
1974	.382 - Amick, Mark
1975	.333 - Dambach, Grant
1976	.348 - Amick, Mark
1977	.328 - Samples, Mike
1978	.370 - Basta, Ed
1979	.361 - Schatzley, Bill
1980	.344 - Dohogne, Rick
1981	.355 - Deal, Russ
1982	.418 - Janet, Chris
1983	.378 - Daily, Rick
1984	.438 - Patterson, Dan
1985	.376 - Steward, Lon
1986	.441 - Shadowens, Chris
1987	.397 - Stucker, Gary
1988	.350 - Steffens, Jeff
1989	.489 - Shy, Dan
1990	.361 - Thomas, Scott
1991	.439 - Shylanski, Todd
1992	.362 - Pierce, Rhett
1993	.350 - Pruneau, Scott
1994	.329 - Crosnoe, Rex
1995	.385 - Robinson, Kerry
1996	.358 - Curran, Rusty
1997	.426 - Collier, Lamonte
1998	.351 - Yount, Kyle
1999	.412 - Johnson, Jeremy
2000	.408 - Johnson, Jeremy
2001	.382 - Bonilla Jr., Clemente
2002	.369 - Hatton, Vern
2003	.401 - Hopkins, Brian
2004	.368 - Horstman, Eric
2005	.352 - Horstman, Eric
2006	.337 - Padilla, Omar
2007	.325 - Padilla, Omar
2008	.357 - Klocke, Jim
2009	.394 - Klocke, Jim
2010	.398 - Jones, Casey
2011	.395 - Moses, Trenton
2012	.408 - Moses, Trenton

2013	.345 - Hewitt, Dalton
2014	.403 - Gibson, Derek
2015	.333 - Lennington, Andy
2016	.367 - Osborne, Chris
2017	.376 - Wright, Danny
2018	.377 - Ezell, Trevor
2019	.383 - Wilber, Tyler

Slugging Percentage

1965	.943 - Vaughn, Steve
1966	.467 - Steimle, Doug
1967	.513 - Metz, Don
1968	.500 - Metz, Don
1969	.486 - Metz, Don
1970	.581 - Metz, Don
1971	.610 - Auer, Ron
1972	.705 - Auer, Ron
1973	.429 - Amick, Mark
1974	.490 - Amick, Mark
1975	.473 - Dambach, Grant
1976	.553 - Wieser, Dan
1977	.675 - Wieser, Dan
1978	.646 - Murphy, Dan
1979	.514 - Dohogne, Rick
1980	.600 - Williams, Joe
1981	.709 - Deal, Russ
1982	.823 - Williams, Steve
1983	.814 - Williams, Steve
1984	.850 - Patterson, Dan
1985	.854 - Patterson, Dan
1986	.832 - Shadowens, Chris
1987	.853 - Kumer, Kerry
1988	.516 - DeFere, Dean
1989	.965 - Shy, Dan
1990	.585 - Edwards, Tim
1991	.764 - Shylanski, Todd
1992	.581 - Shylanski, Todd
1993	.490 - Pruneau, Scott
1994	.515 - Crosnoe, Rex
1995	.636 - Schaefer, Brian
1996	.573 - Clark, Shawn
1997	.663 - Collier, Lamonte
1998	.727 - Marino, Charlie
1999	.727 - Johnson, Jeremy
2000	.770 - Johnson, Jeremy
2001	.645 - Bonilla Jr., Clemente
2002	.649 - Hatton, Vern
2003	.792 - Hopkins, Brian
2004	.568 - Montiel, Frankie
2005	.481 - Lawson, Brent
2006	.515 - Payne, Jordan
2007	.514 - Padilla, Omar
2008	.582 - Harris, Nick
2009	.667 - Haseltine, Louie
2010	.635 - Klocke, Jim
2011	.672 - Moses, Trenton

2012	.761 - Moses, Trenton
2013	.496 - Blum, Jason
2014	.657 - Tellor, Matt
2015	.583 - Boggetto, Branden
2016	.741 - Osborne, Chris
2017	.601 - Holst, Dan
2018	.665 - Dirden, Justin
2019	.531 - Wilber, Tyler

On Base Percentage

1959	.333 - Black
1960	.351 - Probst, Ron
1961	.367 - Plassmeyer, Kenneth
1962	.282 - Wadlington, Gary
1963	.400 - Newcomb, Keith
1964	.406 - Wadlington, Gary
1965	.545 - Vaughn, Steve
1966	.274 - Steimle, Doug
1967	.333 - Metz, Don
1968	.316 - Metz, Don
1969	.299 - Metz, Don
1970	.448 - Metz, Don
1971	.437 - Drury, Mark
1972	.513 - Auer, Ron
1973	.250 - Amick, Mark
1974	.447 - Amick, Mark
1975	.415 - Dambach, Grant
1976	.443 - Amick, Mark
1977	.445 - Wieser, Dan
1978	.474 - Basta, Ed
1979	.440 - Dohogne, Rick
1980	.442 - Thompson, Jay
1981	.467 - Deal, Russ
1982	.496 - Wood, Brent
1983	.490 - Morris, Jeff
1984	.495 - Patterson, Dan
1985	.519 - Steward, Lon
1986	.488 - Shadowens, Chris
1987	.462 - Sandheinric, Kelly
1988	.453 - Bieser, Steve
1989	.549 - Shy, Dan
1990	.434 - Thomas, Scott
1991	.516 - Shylanski, Todd
1992	.456 - Pierce, Rhett
1993	.426 - Crosnoe, Rex
1994	.413 - Crosnoe, Rex
1995	.475 - Crosnoe, Rex
1996	.427 - Curran, Rusty
1997	.496 - Collier, Lamonte
1998	.444 - Marino, Charlie
1999	.463 - Johnson, Jeremy
2000	.514 - Johnson, Jeremy
2001	.564 - Bonilla Jr., Clemente
2002	.494 - Bonilla Jr., Clemente
2003	.465 - Hopkins, Brian
2004	.443 - Horstman, Eric

2005	.433 - Horstman, Eric
2006	.424 - Rave, Aaron
2007	.443 - Klocke, Jim
2008	.469 - Klocke, Jim
2009	.484 - Klocke, Jim
2010	.449 - Campbell, Kody
2011	.502 - Moses, Trenton
2012	.531 - Moses, Trenton
2013	.453 - Blum, Jason
2014	.445 - Tellor, Matt
2015	.442 - Blum, Jason
2016	.475 - Holst, Dan
2017	.509 - Holst, Dan
2018	.442 - Ezell, Trevor
2019	.480 - Wilber, Tyler

At-Bats

1959	39 - Jorgenson
1960	42 - Plassmeyer, Ken
1961	62 - Turk, Jim
1962	71 - Wadlington, Gary
1963	77 - Wadlington, Gary
1964	65 - Turk, Jim
1965	71 - Wadlington, Gary
1966	63 - Kesterson, Al
1967	80 - Vaughn, Steve
1968	76 - Metz, Don
1969	67 - Metz, Don
1970	74 - Metz, Don
1971	77 - Auer, Ron
1972	68 - Drury, Mark
1973	56 - Dambach, Mike
1974	102 - Amick, Mark
1975	93 - Dambach, Grant
1976	147 - Dambach, Grant
1977	131 - Samples, Mike
1978	82 - Murphy, Dan
1979	70 - Dohogne, Rick
1980	133 - Miller, Blake
1981	117 - Williams, Steve
1982	134 - Janet, Chris
1983	129 - Williams, Steve
	129 - Janet, Chris
1984	102 - Morris, Jeff
1985	139 - Muench, Doug
1986	152 - Gongwer, Tony
1987	126 - Giegling, Jim
	126 - Stucker, Gary
1988	157 - Steffens, Jeff
1989	141 - Shy, Dan
1990	143 - Steffens, Jeff
1991	162 - Pruneau, Scott
1992	166 - Layton, Aaron
1993	143 - Pruneau, Scott
1994	177 - Robinson, Kerry
1995	226 - Robinson, Kerry

LEADERS

1996	179 - Curran, Rusty
1997	205 - Johnson, Jeremy
1998	228 - Yount, Kyle
1999	203 - Yount, Kyle
2000	211 - Meyer, Kevin
2001	211 - Borowiak, Zach
2002	229 - Stuckey, Denver
2003	216 - Stuckey, Denver
2004	229 - Bracamonte, Ernie
2005	227 - Horstman, Eric
2006	199 - Graham, Darryl
2007	228 - Harris, Nick
2008	225 - Cummings, Tyrell
2009	202 - Cummings, Tyrell
2010	237 - Parmley, Kenton 237 - Adamson, Michael
2011	227 - Parmley, Kenton
2012	245 - Parmley, Kenton
2013	235 - Teller, Matt
2014	233 - Teller, Matt
2015	246 - Ezell, Trevor
2016	242 - Ezell, Trevor 242 - Boggetto, Branden
2017	229 - Osborne, Chris
2018	231 - Ezell, Trevor 231 - Gagan, Tristen
2019	209 - Wilber, Tyler

Runs Scored

1959	8 - O'Connor, Gerald 8 - Jorgenson 8 - Plassmeyer, Ken
1965	26 - Vaughn, Steve
1966	11 - Vaughn, Steve 11 - Brune, Greg 11 - Kesterson, Al
1967	20 - Reid, Bill
1968	15 - Metz, Don
1969	14 - Roll, Lee
1970	17 - Metz, Don
1971	16 - Auer, Ron
1972	18 - Auer, Ron
1973	11 - Landgraf, Jeff
1974	22 - Amick, Mark
1975	23 - Dambach, Grant
1976	39 - Wieser, Dan
1977	35 - Wieser, Dan
1978	25 - Basta, Ed
1979	17 - Samples, Mike
1980	26 - Dohogne, Rick
1981	33 - Deal, Russ
1982	47 - Williams, Steve
1983	50 - Morris, Jeff
1984	32 - Morris, Jeff
1985	44 - Simmons, Mark
1986	55 - Gongwer, Tony

1987	29 - Kumer, Kerry 29 - Schreck, Chris
1988	25 - McConnell, Britt
1989	51 - Bieser, Steve
1990	31 - Thomas, Scott
1991	38 - Kress, Steve
1992	41 - Pierce, Rhett
1993	29 - Pruneau, Scott
1994	31 - Crosnoe, Rex
1995	57 - Robinson, Kerry
1996	43 - Collier, Lamonte 43 - Curran, Rusty
1997	57 - Johnson, Jeremy
1998	62 - Marino, Charlie
1999	50 - Johnson, Jeremy
2000	61 - Johnson, Jeremy
2001	49 - Bonilla Jr., Clemente
2002	58 - Hatton, Vern
2003	58 - Hopkins, Brian
2004	61 - Horstman, Eric
2005	51 - Horstman, Eric
2006	43 - Graham, Darryl
2007	54 - Padilla, Omar
2008	53 - Klocke, Jim
2009	56 - Klocke, Jim
2010	67 - Parmley, Kenton
2011	64 - Adamson, Michael
2012	58 - Parmley, Kenton
2013	53 - Blum, Jason
2014	60 - Blum, Jason 60 - Teller, Matt
2015	66 - Ezell, Trevor
2016	70 - Ezell, Trevor
2017	61 - Osborne, Chris
2018	52 - Ezell, Trevor
2019	44 - Basler, Connor

Hits

1959	16 - Plassmeyer, Ken
1960	13 - Probst, Ron
1961	22 - Plassmeyer, Ken
1962	20 - Wadlington, Gary
1963	25 - Wadlington, Gary
1964	19 - Turk, Jim
1965	30 - Vaughn, Steve
1966	17 - Steimle, Doug
1967	26 - Metz, Don
1968	24 - Metz, Don
1969	20 - Metz, Don
1970	26 - Metz, Don
1971	24 - Drury, Mark 24 - Auer, Ron
1972	27 - Drury, Mark
1973	16 - Paskus, John
1974	39 - Amick, Mark
1975	31 - Dambach, Grant

1976	47 - Amick, Mark 47 - Wieser, Dan
1977	43 - Samples, Mike
1978	30 - Basta, Ed
1979	23 - Dohogne, Rick
1980	45 - Dohogne, Rick
1981	41 - Williams, Steve
1982	56 - Janet, Chris
1983	45 - Daily, Rick 45 - Williams, Steve
1984	35 - Patterson, Dan 35 - Janet, Chris
1985	50 - Muench, Doug
1986	63 - Shadowens, Chris
1987	50 - Stucker, Gary
1988	55 - Steffens, Jeff
1989	69 - Shy, Dan
1990	47 - Steffens, Jeff
1991	69 - Shylanski, Todd
1992	59 - Pierce, Rhett
1993	50 - Pruneau, Scott
1994	57 - Rives
1995	87 - Robinson, Kerry
1996	64 - Curran, Rusty
1997	86 - Collier, Lamonte
1998	80 - Yount, Kyle
1999	80 - Johnson, Jeremy
2000	80 - Johnson, Jeremy
2001	66 - Borowiak, Zach
2002	82 - Hatton, Vern
2003	81 - Hopkins, Brian
2004	84 - Horstman, Eric
2005	80 - Horstman, Eric
2006	62 - Padilla, Omar
2007	69 - Padilla, Omar
2008	74 - Cummings, Tyrell
2009	78 - Cummings, Tyrell
2010	92 - Adamson, Michael
2011	82 - Adamson, Michael
2012	89 - Parmley, Kenton
2013	73 - Teller, Matt 73 - Blum, Jason
2014	91 - Gibson, Derek
2015	77 - Ezell, Trevor 77 - Boggetto, Branden
2016	85 - Gandolfo, Garrett
2017	81 - Osborne, Chris
2018	87 - Ezell, Trevor
2019	80 - Wilber, Tyler

Runs Batted In

1965	20 - Wadlington, Gary
1966	15 - Steimle, Doug
1967	24 - Vaughn, Steve
1968	15 - Vaughn, Steve
1969	14 - Kuehler, Dan

1970	21 - Drury, Mark
1971	19 - Yount, Steve
1972	14 - Drury, Mark
1973	12 - Dambach, Mike
1974	20 - McClarty, Pat
1975	15 - Dambach, Grant 15 - Wieser, Dan
1976	37 - Wieser, Dan
1977	30 - Wieser, Dan
1978	21 - Criscione, Bill 21 - Murphy, Dan
1979	14 - Schatzley, Bill
1980	28 - Dohogne, Rick
1981	34 - Williams, Steve
1982	51 - Williams, Steve
1983	53 - Williams, Steve
1984	31 - Patterson, Dan
1985	45 - Patterson, Dan
1986	57 - Shadowens, Chris
1987	36 - Kumer, Kerry
1988	27 - DeFere, Dean
1989	50 - Shy, Dan
1990	26 - Edwards, Tim 26 - Steffens, Jeff
1991	50 - Shylanski, Todd
1992	42 - Shylanski, Todd
1993	32 - Crosnoe, Rex
1994	34 - Rives
1995	67 - Schaefer, Brian
1996	46 - Clark, Shawn
1997	43 - Collier, Lamonte
1998	51 - Marino, Charlie
1999	45 - Johnson, Jeremy
2000	64 - Marino, Charlie
2001	55 - Bourbon, Jeff
2002	58 - Hatton, Vern
2003	59 - Hopkins, Brian 59 - Borowiak, Zach
2004	51 - Bracamonte, Ernie
2005	43 - Montiel, Frankie
2006	28 - Olson, Levi
2007	50 - Shah, Asif
2008	58 - Cummings, Tyrell
2009	55 - Cummings, Tyrell
2010	66 - Jones, Casey 66 - Klocke, Jim
2011	53 - Moses, Trenton
2012	61 - Moses, Trenton
2013	46 - Teller, Matt
2014	71 - Teller, Matt
2015	61 - Boggetto, Branden
2016	61 - Gandolfo, Garrett 61 - Boggetto, Branden
2017	62 - Gagan, Tristen
2018	68 - Dirden, Justin
2019	40 - Wilber, Tyler



PROTECT
THIS HOUSE

ANNUAL

Doubles

1965	11 - Vaughn, Steve
1966	3 - Steimle, Doug
1967	6 - Vaughn, Steve
1968	4 - Leonard, Jim
1969	4 - Metz, Don
1970	6 - Drury, Mark
1971	8 - Wallace, Ron
1972	3 - Wahl, Fred
	3 - Auer, Ron
1973	3 - Paskus, John
1974	6 - Amick, Mark
1975	5 - Morgan, Bruce
	5 - Dambach, Grant
1976	10 - Amick, Mark
1977	9 - Kuehn, Ralph
1978	7 - Chastain, Rick
1979	7 - Dohogne, Rick
1980	9 - Thompson, Jay
1981	8 - Rosburg, Paul
1982	11 - Wood, Brent
1983	11 - Daily, Rick
1984	10 - Morris, Jeff
1985	10 - Steward, Lon
1986	15 - Radetick, Joe
1987	9 - Giegling, Jim
1988	11 - McConnell, Britt
1989	10 - Bieser, Steve
1990	12 - Siebert, Scott
1991	18 - Shylanski, Todd
1992	14 - Shylanski, Todd
1993	13 - Pruneau, Scott
1994	15 - Crosnoe, Rex
	15 - Schaefer, Brian
1995	18 - Crosnoe, Rex
1996	13 - Breuer, Tom
	13 - Collier, Lamonte
1997	20 - Collier, Lamonte
1998	19 - Johnson, Jeremy
1999	19 - Bourbon, Jeff
2000	25 - Meyer, Kevin
2001	20 - Bonilla Jr., Clemente
2002	19 - Bonilla Jr., Clemente
2003	19 - Hopkins, Brian
	19 - Borowiak, Zach
2004	22 - Montiel, Frankie
2005	16 - Lawson, Brent
2006	17 - Olson, Levi
2007	12 - Harris, Nick
	12 - Padilla, Omar
2008	16 - Cummings, Tyrell
2009	20 - Klocke, Jim
2010	23 - Adamson, Michael
2011	19 - Jones, Casey
2012	16 - Moses, Trenton
2013	21 - Blum, Jason

2014	18 - Teller, Matt
	18 - Lennington, Andy
2015	23 - Boggetto, Branden
2016	21 - Gandolfo, Garrett
2017	18 - Osborne, Chris
2018	20 - Gagan, Tristen
2019	19 - Wilber, Tyler

Triples

1965	8 - Vaughn, Steve
1966	1 - Vaughn, Steve
	1 - Kesterson, Al
	1 - Glastetter, Jim
1967	4 - Metz, Don
1968	2 - Vaughn, Steve
1969	2 - Kuehler, Dan
1970	3 - Metz, Don
1971	4 - Auer, Ron
1972	1 - Drury, Mark
	1 - Auer, Ron
1973	1 - Kitchen, Terry
	1 - Amick, Mark
	1 - Wengert, Gary
	1 - Paskus, John
1974	3 - Wahl, Fred
1975	2 - Amick, Mark
	2 - Korando, Tony
1976	2 - Wieser, Dan
	2 - Amick, Mark
1977	1 - Chastain, Rick
	1 - Criscione, Bill
	1 - Wieser, Dan
	1 - Kuehn, Ralph
1978	2 - Schmidt, Lynn
1979	1 - Schatzley, Bill
	1 - Williams, Joe
1980	1 - Thompson, Jay
	1 - Roberts, Mike
	1 - Dohogne, Rick
	1 - Schwartz, Dan
	1 - Williams, Joe
	1 - Osburn, Ted
	1 - Wadlington, Scott
1981	1 - Deal, Russ
	1 - Apprill, Greg
	1 - Rosburg, Paul
	1 - Morgan, Scott
	1 - Janet, Chris
	1 - Reinagel, Jeff
1982	4 - Janet, Chris
1983	3 - Janet, Chris
1984	1 - Ivie, Mike
	1 - Potts, Randy
	1 - Heuvelman, Arnie
1985	3 - Heuvelman, Arnie
1986	4 - Gongwer, Tony

1987	3 - Miller, Brad
	3 - Schreck, Chris
1988	3 - Crosnoe, Cory
1989	5 - Shy, Dan
	5 - Bieser, Steve
1990	4 - Steffens, Jeff
1991	3 - Layton, Aaron
	3 - Shylanski, Todd
1992	3 - Hollrah, Scott
	3 - Moeglin, Brian
1993	4 - Moeglin, Brian
1994	3 - Hopper, Scott
	3 - Robinson, Kerry
1995	7 - Hopper, Scott
1996	3 - Goodman, Steve
1997	3 - Yount, Kyle
1998	3 - Kinsolving, Darin
	3 - Johnson, Jeremy
1999	5 - Johnson, Jeremy
	5 - Lowe, Steve
2000	2 - Meyer, Kevin
	2 - Bonilla Jr., Clemente
2001	4 - Hatton, Vern
2002	9 - Hatton, Vern
2003	3 - Christian, Justin
	3 - Hopkins, Brian
	3 - Stuckey, Denver
2004	5 - Horstman, Eric
2005	2 - Horstman, Eric
2006	2 - Pritchett, Dustin
2007	4 - Harris, Nick
2008	4 - Harris, Nick
2009	2 - Cummings, Tyrell
	2 - Spencer, Tony
2010	3 - Adamson, Michael
2011	3 - Slaterry, Blake
2012	3 - Gibson, Derek
2013	4 - Lennington, Andy
2014	5 - Lennington, Andy
2015	6 - Ezell, Trevor
2016	4 - Boggetto, Branden
2017	4 - Osborne, Chris
2018	4 - Ezell, Trevor
2019	3 - Wilber, Tyler

Home Runs

1965	5 - Hearne, Gary
1966	3 - Steimle, Doug
1967	4 - Steimle, Doug
1968	4 - Vaughn, Steve
1969	2 - Wallace, Ron
1970	3 - Drury, Mark
	3 - Yount, Steve
1971	6 - Yount, Steve
1972	5 - Auer, Ron
1973	2 - Kelam, Ron

	2 - Landgraf, Jeff
	2 - Paskus, John
1974	1 - Holdinghaus, Dave
	1 - Kitchen, Terry
	1 - Amick, Mark
	1 - Howe, Mike
	1 - Dambach, Mike
	1 - McClarty, Pat
1975	3 - Amick, Mark
	3 - Wieser, Dan
1976	6 - Wieser, Dan
1977	11 - Wieser, Dan
1978	8 - Murphy, Dan
1979	5 - Schatzley, Bill
1980	5 - Gross, David
	5 - Williams, Joe
	5 - Osburn, Ted
	5 - Wadlington, Scott
	5 - Dohogne, Rick
1981	10 - Deal, Russ
1982	16 - Williams, Steve
1983	18 - Williams, Steve
1984	9 - Patterson, Dan
	9 - Williams, Steve
1985	20 - Patterson, Dan
1986	14 - Shadowens, Chris
1987	17 - Kumer, Kerry
1988	10 - DeFere, Dean
1989	16 - Shy, Dan
1990	6 - Edwards, Tim
1991	9 - Shylanski, Todd
1992	8 - Pruneau, Scott
1993	3 - Rives
	3 - Breuer, Tom
1994	8 - Rives
1995	12 - Schaefer, Brian
1996	12 - Clark, Shawn
1997	8 - Collier, Lamonte
1998	21 - Marino, Charlie
1999	14 - Kinsolving, Darin
2000	19 - Johnson, Jeremy
2001	7 - Hatton, Vern
2002	10 - McDonald, Tristen
2003	18 - Hopkins, Brian
2004	8 - Lopez, Freddy
	8 - Bracamonte, Ernie
2005	5 - Lawson, Brent
	5 - Payne, Jordan
	5 - Lopez, Freddy
2006	7 - Payne, Jordan
2007	8 - Harris, Nick
	8 - Padilla, Omar
2008	12 - Cummings, Tyrell
2009	13 - Wheeler, Justin
	13 - Wagner, Matt
2010	17 - Haseltine, Louie

LEADERS

2011 11 - Moses, Trenton
 2012 19 - Moses, Trenton
 2013 8 - Teller, Matt
 2014 15 - Teller, Matt
 2015 13 - Boggetto, Branden
 2016 15 - Osborne, Chris
 2017 13 - Gagan, Tristen
 2018 16 - Dirden, Justin
 2019 4 - Southerland, Hunter

Total Bases

1959 16 - Plassmeyer, Ken
 1960 13 - Probst, Ron
 1961 22 - Plassmeyer, Ken
 1962 20 - Wadlington, Gary
 1963 25 - Wadlington, Gary
 1964 19 - Turk, Jim
 1965 66 - Vaughn, Steve
 1966 29 - Steimle, Doug
 1967 41 - Vaughn, Steve
 1968 40 - Vaughn, Steve
 1969 29 - Metz, Don
 1970 43 - Metz, Don
 1971 47 - Auer, Ron
 1972 43 - Auer, Ron
 1973 27 - Paskus, John
 1974 50 - Amick, Mark
 1975 44 - Dambach, Grant
 1976 78 - Wieser, Dan
 1977 79 - Wieser, Dan
 1978 53 - Murphy, Dan
 1979 45 - Schatzley, Bill
 1980 69 - Dohogne, Rick
 1981 78 - Deal, Russ
 1982 107 - Williams, Steve
 1983 105 - Williams, Steve
 1984 68 - Patterson, Dan
 1985 117 - Patterson, Dan
 1986 119 - Shadowens, Chris
 1987 93 - Kumer, Kerry
 1988 74 - Steffens, Jeff
 1989 136 - Shy, Dan
 1990 66 - Steffens, Jeff
 1991 120 - Shylanski, Todd
 1992 86 - Shylanski, Todd
 1993 70 - Pruneau, Scott
 1994 90 - Rives
 1995 126 - Schaefer, Brian
 1996 86 - Collier, Lamonte
 1997 134 - Collier, Lamonte
 1998 144 - Marino, Charlie
 1999 141 - Johnson, Jeremy
 2000 151 - Johnson, Jeremy
 2001 98 - Bonilla Jr., Clemente
 2002 144 - Hatton, Vern
 2003 160 - Hopkins, Brian

2004 119 - Horstman, Eric
 2005 99 - Horstman, Eric
 2006 90 - Padilla, Omar
 2007 109 - Padilla, Omar
 2008 126 - Cummings, Tyrell
 2009 123 - Cummings, Tyrell
 123 - Klocke, Jim
 2010 146 - Klocke, Jim
 2011 119 - Moses, Trenton
 2012 162 - Moses, Trenton
 2013 114 - Teller, Matt
 2014 153 - Teller, Matt
 2015 141 - Boggetto, Branden
 2016 139 - Gandolfo, Garrett
 2017 134 - Osborne, Chris
 2018 141 - Dirden, Justin
 2019 111 - Wilber, Tyler

Walks

1965 16 - Hearne, Gary
 1969 12 - Roll, Lee
 1970 17 - Wallace, Ron
 1971 14 - Drury, Mark
 1972 13 - Auer, Ron
 1973 10 - Yount, Steve
 10 - Landgraf, Jeff
 1974 24 - Dambach, Mike
 1975 16 - Korando, Tony
 16 - Wahl, Fred
 1976 28 - Morgan, Bruce
 1977 29 - Wieser, Dan
 1978 16 - Basta, Ed
 1979 14 - Miller, Blake
 1980 19 - Thompson, Jay
 1981 24 - Williams, Steve
 1982 37 - Deal, Russ
 1983 37 - Morris, Jeff
 1984 19 - Williams, Steve
 1985 33 - Steward, Lon
 33 - Hoffman, Craig
 1986 32 - Gongwer, Tony
 1987 24 - Miller, Brad
 24 - Kumer, Kerry
 1988 20 - Shy, Dan
 1989 39 - Bieser, Steve
 1990 17 - Horace, Scott
 1991 24 - Shylanski, Todd
 1992 25 - Kress, Steve
 1993 26 - Crosnoe, Rex
 1994 23 - Crosnoe, Rex
 1995 36 - Crosnoe, Rex
 1996 30 - Craft, Lance
 1997 32 - Johnson, Jeremy
 1998 27 - Kinsolving, Darin
 1999 53 - Bonilla Jr., Clement
 2000 42 - Johnson, Jeremy

2001 61 - Bonilla Jr., Clemente
 2002 54 - Bonilla Jr., Clemente
 2003 30 - Gilbert, Gary
 2004 26 - Horstman, Eric
 2005 26 - Payne, Jordan
 2006 36 - Rave, Aaron
 36 - Graham, Darryl
 2007 34 - Klocke, Jim
 2008 35 - Klocke, Jim
 2009 29 - Klocke, Jim
 2010 23 - Klocke, Jim
 23 - Adamson, Michael
 2011 32 - Adamson, Michael
 2012 42 - Moses, Trenton
 2013 30 - Blum, Jason
 2014 38 - Blum, Jason
 2015 41 - Ezell, Trevor
 41 - Hewitt, Dalton
 2016 55 - Holst, Dan
 2017 49 - Holst, Dan
 2018 30 - Dirden, Justin
 2019 40 - Southerland, Hunter

Hit By Pitch

1965 5 - Vaughn, Steve
 1969 1 - Metz, Don
 1 - Hotfelder, John
 1 - Wallace, Ron
 1970 2 - Williams, Ray
 1971 12 - King, Jim
 1972 4 - Auer, Ron
 1973 2 - Yount, Steve
 2 - Holdinghaus, Dave
 2 - Kelam, Ron
 1974 1 - Dambach, Grant
 1 - Kitchen, Terry
 1 - Wengert, Gary
 1 - Amick, Mark
 1975 2 - Kuehn, Ralph
 1976 4 - Kuehn, Ralph
 1977 2 - Eisenbach, Rick
 2 - Criscione, Bill
 2 - Dambach, Grant
 1978 2 - Eisenbach, Rick
 2 - Basta, Larry
 1979 2 - Miller, Blake
 2 - Deal, Russ
 2 - Dohogne, Rick
 1980 2 - Williams, Joe
 2 - Dohogne, Rick
 2 - Gross, David
 1981 5 - Deal, Russ
 1982 2 - Reinagel, Jeff
 2 - Wood, Brent
 1983 3 - Janet, Chris
 1984 2 - Morris, Jeff

2 - Smith, Darrick
 1985 5 - Smith, Darrick
 1986 4 - Steward, Lon
 4 - Patterson, Dan
 1987 4 - Stucker, Gary
 1988 5 - Bieser, Steve
 1989 5 - Diel, Bill
 5 - Bieser, Steve
 1990 2 - Horace, Scott
 2 - Pruneau, Scott
 2 - Heuring, Darrell
 1991 3 - Pruneau, Scott
 1992 5 - Pierce, Rhett
 1993 3 - Robinson, Kerry
 1994 4 - Breuer, Tom
 4 - Rives
 1995 11 - Breuer, Tom
 1996 10 - Breuer, Tom
 1997 14 - Gerwitz, Jim
 1998 15 - Johnson, Jeremy
 15 - Marino, Charlie
 1999 10 - Kinsolving, Darin
 2000 9 - Marino, Charlie
 2001 13 - Hatton, Vern
 2002 10 - Hatton, Vern
 2003 9 - Borowiak, Zach
 2004 12 - Noll, Brady
 2005 13 - Horstman, Eric
 2006 14 - Padilla, Omar
 2007 13 - Padilla, Omar
 13 - Graham, Darryl
 2008 10 - Spencer, Tony
 10 - Moses, Trenton
 2009 10 - Wheeler, Justin
 2010 10 - Burgess, Ky
 2011 13 - Moses, Trenton
 2012 18 - Moses, Trenton
 2013 23 - Blum, Jason
 2014 18 - Blum, Jason
 2015 18 - Blum, Jason
 2016 11 - Osborne, Chris
 2017 12 - Lees, Brian
 2018 18 - Faulkner, Peyton
 2019 15 - Southerland, Hunter

Stolen Bases

1968 1 - James, Rolland
 1 - Hotfelder, John
 1969 3 - Roll, Lee
 1970 3 - Williams, Ray
 3 - Metz, Don
 1971 2 - Auer, Ron
 1972 1 - Wahl, Fred
 1 - Kelam, Ron
 1973 4 - Dambach, Mike
 1974 9 - Amick, Mark

ANNUAL

1975	4 - Amick, Mark
1976	20 - Amick, Mark
1977	5 - Chastain, Rick
1978	7 - Murphy, Dan
1979	5 - Williams, Joe
1980	8 - Miller, Blake 8 - Fritsche, Tom
1981	6 - Deal, Russ
1982	8 - Deal, Russ
1983	4 - Morris, Jeff 4 - Daily, Rick
1984	5 - Janet, Chris
1985	11 - Muench, Doug
1986	33 - Muench, Doug
1987	4 - DeFere, Dean
1988	11 - Bieser, Steve
1989	15 - Bieser, Steve
1990	17 - Steffens, Jeff
1991	16 - Thomas, Scott
1992	20 - Pierce, Rhett
1993	11 - Robinson, Kerry
1994	15 - Robinson, Kerry
1995	20 - Robinson, Kerry
1996	16 - Craft, Lance
1997	24 - Collier, Lamonte
1998	16 - Marino, Charlie 16 - Johnson, Jeremy
1999	14 - Meyer, Kevin
2000	18 - Marino, Charlie
2001	8 - Stuckey, Denver 8 - Bonilla Jr., Clemente
2002	18 - Stuckey, Denver
2003	18 - Christian, Justin
2004	13 - Horstman, Eric
2005	13 - Horstman, Eric
2006	9 - Padilla, Omar 9 - Gibson, Chris
2007	10 - Harris, Nick 10 - Padilla, Omar
2008	15 - Spencer, Tony
2009	18 - Spencer, Tony
2010	13 - Slaterry, Blake
2011	16 - Adamson, Michael
2012	13 - Parmley, Kenton
2013	15 - Bieser, Cole
2014	23 - Blum, Jason
2015	11 - Blum, Jason 11 - Ezell, Trevor
2016	23 - Ezell, Trevor
2017	13 - Holst, Dan
2018	11 - Ezell, Trevor
2019	21 - Basler, Connor

Pitching

Earned Run Average

1967	3.96 - Hachman, Ralph
1969	3.49 - Long, Darrell
1970	1.30 - Payne, Mike
1971	2.20 - King, Jim
1972	1.73 - Payne, Jerry
1973	1.47 - McSpadden, Galen
1974	1.53 - McSpadden, Galen
1975	2.77 - Smith, Tim
1976	2.32 - Hastings, Trae
1977	1.93 - Hosick, Steve
1978	1.38 - Hastings, Trae
1979	3.19 - Fritsche, Tom
1980	3.26 - Boeller, Keith
1981	4.78 - Gronowski, Dave
1982	3.38 - Boeller, Keith
1983	2.61 - Hemmer, Lance
1984	1.64 - Reinagel, Kenny
1985	2.52 - Guthrie, Brian
1986	3.68 - Lummus, Lee
1987	3.34 - Brewer, Kirby
1988	2.76 - Harper, Brian
1989	2.34 - Parks, Jim
1990	3.20 - Baker, Doug
1991	2.07 - Parks, Jim
1992	4.35 - Dannenmueller, Dan
1993	3.50 - Dannenmueller, Dan
1994	3.54 - Rothweil, Larry
1995	3.38 - Pehle, Troy
1996	4.23 - Swearingen, Jason
1997	4.80 - Michel, David
1998	2.72 - Spille, Ryan
1999	3.39 - Huesgen, Dan
2000	1.71 - Hilz, Jeffrey
2001	1.33 - Pennington, Todd
2002	2.95 - Alvarez, Tim
2003	2.74 - Alvarez, Tim
2004	2.48 - Smith, Brad
2005	3.66 - Evans, Joey
2006	4.02 - Parham, Josh
2007	2.46 - Renfrow, Dustin
2008	4.36 - Rhodes, Lance
2009	4.89 - Leigh, James
2010	4.11 - Underwood, Josh
2011	2.54 - Mahon, Logan
2012	4.50 - Simmons, Shea
2013	5.43 - Smith, Zack
2014	3.23 - Hayes, Travis
2015	3.17 - Lucchesi, Joey
2016	2.19 - Lucchesi, Joey
2017	4.55 - Murphy, Justin
2018	2.45 - Vega, Carlos
2019	2.89 - Meyn, Keegan

Innings Pitched

1960	26.0 - Hagedorn, Bob
1961	36.0 - Holland, Dennis
1962	58.0 - Malchow, Bruce
1963	54.1 - Meier, Dale
1964	81.0 - Meier, Dale
1965	40.1 - Hachman, Ralph
1967	50.0 - Hachman, Ralph
1969	38.2 - Long, Darrell
1970	41.2 - Payne, Mike
1971	61.1 - King, Jim
1972	43.0 - Payne, Mike
1973	43.0 - McSpadden, Galen
1974	64.2 - McSpadden, Galen
1975	52.0 - Smith, Tim
1976	78.0 - Jorn, Dave
1977	69.0 - Hastings, Trae
1978	45.2 - Hastings, Trae
1979	38.0 - D'Amico, Paul
1980	49.2 - Boeller, Keith
1981	49.0 - Gronowski, Dave
1982	51.2 - Eftink, Mick
1983	72.1 - Hemmer, Lance
1984	48.0 - Schulte, Joe
1985	69.1 - Schulte, Joe
1986	66.2 - Bohnert, Jeff
1987	80.0 - Harper, Brian
1988	98.0 - Harper, Brian
1989	80.2 - Parks, Jim
1990	57.0 - Marschel, Larry
1991	82.2 - Parks, Jim
1992	76.2 - Jarvis, John
1993	61.2 - Dannenmueller, Dan
1994	73.1 - Mitts
1995	96.1 - Michel, David
1996	83.0 - Swearingen, Jason
1997	83.0 - Swearingen, Jason
1998	110.0 - Swearingen, Jason
1999	104.1 - Spille, Ryan
2000	99.1 - Debrock, Lanson
2001	95.0 - Pennington, Todd
2002	117.0 - Purcell, Brad
2003	108.1 - Alvarez, Tim
2004	103.1 - Maupin, Anthony
2005	98.1 - Evans, Joey
2006	98.1 - McAlister, Jamie
2007	95.0 - Renfrow, Dustin
2008	85.1 - Renfrow, Dustin
2009	84.2 - Leigh, James
2010	75.1 - Gumieny, Kyle
2011	82.2 - Underwood, Jordan
2012	82.0 - Simmons, Shea
2013	96.2 - Spitzfaden, Will
2014	86.1 - Hayes, Travis
2015	98.0 - Winkelman, Alex
2016	111.0 - Lucchesi, Joey

2017	95.0 - Murphy, Justin
2018	73.1 - Vega, Carlos
2019	76.0 - Dodd, Dylan

Strikeouts

1965	51 - Hachman, Ralph
1967	42 - Hachman, Ralph
1969	37 - Long, Darrell
1970	37 - Long, Darrell
1971	48 - McSpadden, Galen
1972	43 - Payne, Mike
1973	58 - McSpadden, Galen
1974	65 - McSpadden, Galen
1975	43 - Hastings, Trae
1976	64 - Hastings, Trae
1977	80 - Hastings, Trae
1978	52 - Hastings, Trae
1979	32 - D'Amico, Paul
1980	42 - Boeller, Keith
1981	47 - Gronowski, Dave
1982	48 - Eftink, Mick
1983	65 - Hemmer, Lance
1984	52 - Schulte, Joe
1985	81 - Schulte, Joe
1986	48 - Sandheinric, Kelly
1987	86 - Harper, Brian
1988	94 - Harper, Brian
1989	57 - Parks, Jim
1990	53 - Edwards, Jim
1991	87 - Parks, Jim
1992	61 - Dannenmueller, Dan
1993	54 - Dannenmueller, Dan
1994	51 - Rothweil, Larry
1995	82 - Michel, David
1996	70 - Siboda, Dave
1997	69 - Siboda, Dave
1998	130 - Spille, Ryan
1999	85 - Spille, Ryan
2000	92 - Thomas, Tommy
2001	121 - Pennington, Todd
2002	102 - Purcell, Brad
2003	79 - Alvarez, Tim
2004	77 - Herbig, Derek
2005	77 - Evans, Joey
2006	72 - McAlister, Jamie
2007	72 - Shah, Asif
2008	78 - Renfrow, Dustin
2009	87 - Leigh, James
2010	57 - Mahon, Logan
2011	56 - Underwood, Jordan
2012	89 - Simmons, Shea
2013	50 - Winkelman, Alex
2014	62 - Winkelman, Alex
2015	93 - Lucchesi, Joey
2016	149 - Lucchesi, Joey
2017	64 - Chandler, Clay

LEADERS

2018 85 - Vega, Carlos
2019 77 - Dodd, Dylan

Wins

1960 1 - Anderson, Jack
1 - Thorgmorton, Dick
1 - Peterson, Jack
1 - Hagedorn, Bob
1961 2 - Mahan, Bill
1962 3 - Malchow, Bruce
1963 3 - Meier, Dale
3 - Holdner, John
1964 9 - Meier, Dale
1965 4 - Meystedt, Kermit
1967 4 - Hachman, Ralph
1968 6 - Hachman, Ralph
1969 2 - Schwent, Gary
1970 3 - Payne, Mike
1971 7 - King, Jim
1972 5 - Payne, Mike
1973 5 - McSpadden, Galen
1974 5 - McSpadden, Galen
1975 4 - Smith, Tim
1976 8 - Hastings, Trae
1977 6 - Hastings, Trae
1978 6 - Hastings, Trae
1979 4 - Montgomery, Jim
1980 4 - Baker, Randy
4 - Boeller, Keith
4 - Bernard, Lacey
1981 4 - Eftink, Mick
1982 6 - Stroud, Dan
1983 9 - Stroud, Dan
1984 4 - Reinagel, Kenny
4 - Maloney, Scott
1985 7 - Schulte, Joe
7 - Maloney, Scott
1986 8 - Bohnert, Jeff
1987 10 - Lummus, Lee
1988 11 - Harper, Brian
1989 10 - Parks, Jim
1990 7 - Marschel, Larry
1991 7 - Jarvis, John
7 - Parks, Jim
1992 6 - Wieter, Alan
1993 4 - Dannenmueller, Dan
1994 6 - Phillips
1995 9 - Pehle, Troy
1996 7 - Swearingen, Jason
1997 6 - Michel, David
1998 11 - Spille, Ryan
1999 10 - Spille, Ryan
2000 9 - Debrock, Lanson
2001 12 - Pennington, Todd
2002 12 - Smith, Brandon
12 - Purcell, Brad

2003 14 - Alvarez, Tim
2004 8 - Maupin, Anthony
2005 8 - Evans, Joey
2006 6 - Maupin, Anthony
2007 7 - Shah, Asif
2008 6 - Renfrow, Dustin
2009 7 - Leigh, James
2010 8 - Gumieny, Kyle
2011 9 - LaBruyere, Brad
2012 7 - Simmons, Shea
2013 5 - Spitzfaden, Will
2014 8 - Hayes, Travis
2015 8 - Hayes, Travis
2016 10 - Lucchesi, Joey
2017 8 - Chandler, Clay
2018 8 - Vega, Carlos
2019 5 - Sachse, Austin
Bergtholdt, Dan

Saves

1976 5 - Hunt, Jeff
1978 2 - D'Amico, Paul
1979 2 - Eftink, Mick
1980 1 - Eftink, Mick
1981 2 - Boeller, Keith
1982 2 - Reinagel, Kenny
1983 2 - Maloney, Scott
1984 1 - Schulte, Joe
1985 1 - Bohnert, Jeff
1986 2 - Hempen, Hal
1987 8 - Hempen, Hal
1988 1 - Parks, Jim
1 - Elfrink, Brad
1989 1 - Parks, Jim
1 - Tabata, Osamu
1 - Edwards, Jim
1990 1 - Greaser, Brian
1991 3 - Wieter, Alan
1992 3 - Dannenmueller, Dan
1993 2 - Lochmann
1994 2 - Phillips
1995 4 - Pehle, Troy
1996 3 - Pehle, Troy
1997 3 - Haines, Talley
1998 1 - Swearingen, Jason
1 - Spille, Ryan
1999 1 - Debrock, Lanson
1 - Bogenpohl, Chad
2000 4 - Hilz, Jeffrey
2001 2 - Hilz, Jeffrey
2002 5 - Frazier, Mark
2003 3 - Beever, James
2004 11 - Smith, Brad
2005 2 - McAlister, Jamie
2 - Smith, Brad
2 - Forsyth, Ryan

2006 2 - Parham, Josh
2 - Riley, Phillip
2 - McAlister, Jamie
2007 3 - Nails, Ivan
3 - Parham, Josh
2008 3 - Kemper, Jake
2009 7 - Klocke, Jim
2010 5 - Simmons, Shae
2011 8 - Mahon, Logan
2012 4 - Hull, Christian
2013 7 - Hurst, Bobby
2014 6 - Wright, Brady
2015 4 - Wade, Matthew
2016 5 - Murphy, Justin
2017 6 - Vega, Carlos
2018 5 - Bergtholdt, Dan
2019 4 - Stretch, Aaron

Appearances

1960 5 - Hagedorn, Bob
5 - Anderson, Jack
1961 8 - Holland, Dennis
1962 8 - Malchow, Bruce
1963 8 - Meier, Dale
1965 9 - Meystedt, Kermit
9 - Hachman, Ralph
1968 7 - Ulmer, Pete
1969 7 - Long, Darrell
7 - Williams, Greg
1970 9 - Halter, Tim
9 - Payne, Mike
9 - King, Jim
9 - Payne, Mike
1972 11 - McSpadden, Galen
1973 8 - McSpadden, Galen
1974 13 - McSpadden, Galen
1975 8 - Jorn, Dave
8 - Smith, Tim
1976 12 - Doerr, Mark
12 - Hunt, Jeff
1977 10 - Hosick, Steve
10 - Hastings, Trae
10 - Hunt, Jeff
1978 11 - D'Amico, Paul
1979 8 - Eftink, Mick
8 - D'Amico, Paul
1980 10 - Eftink, Mick
10 - Boeller, Keith
1981 15 - Boeller, Keith
1982 10 - Stroud, Dan
10 - Eftink, Mick
1983 12 - Stroud, Dan
1984 10 - Schulte, Joe
1985 13 - Schulte, Joe
1986 14 - Grim, Jon
1987 22 - Hempen, Hal

1988 16 - Harper, Brian
1989 16 - Elfrink, Brad
1990 14 - Marschel, Larry
1991 17 - Wieter, Alan
1992 23 - Dannenmueller, Dan
1993 19 - Lochmann
1994 22 - Phillips
1995 22 - Pehle, Troy
1996 17 - Siboda, Dave
1997 23 - Michel, David
1998 23 - Swearingen, Jason
23 - Spille, Ryan
1999 20 - Spille, Ryan
2000 28 - Hilz, Jeffrey
2001 27 - Hilz, Jeffrey
2002 26 - Frazier, Mark
2003 23 - Beever, James
2004 30 - Smith, Brad
2005 29 - Johnson, Andrew
2006 25 - Parham, Josh
2007 22 - Nails, Ivan
22 - Parham, Josh
2008 22 - Rhodes, Lance
2009 23 - Poole, Ryan
2010 25 - Simmons, Shae
2011 23 - Simmons, Shae
2012 21 - Lynn, Dylan
2013 30 - Hurst, Bobby
2014 24 - Wright, Brady
24 - Hull, Christian
2015 23 - Siddle, Alex
2016 28 - Busiek, Jake
2017 30 - Waldhoff, Jared
2018 25 - Stretch, Aaron
2019 26 - Winder, Logan

Games Started

1973 6 - McSpadden, Galen
1974 8 - McSpadden, Galen
1975 8 - Smith, Tim
1976 19 - Jorn, Dave
1977 9 - Hastings, Trae
9 - Hosick, Steve
1978 7 - Hastings, Trae
1979 7 - D'Amico, Paul
1980 7 - Boeller, Keith
7 - Baker, Randy
1981 8 - Gronowski, Dave
1982 8 - Eftink, Mick
1983 11 - Stroud, Dan
1984 6 - Reinagel, Kenny
6 - Maloney, Scott
1985 11 - Schulte, Joe
1986 12 - Bohnert, Jeff
1987 12 - Lummus, Lee
12 - Harper, Brian



ANNUAL

1988 13 - Harper, Brian
 1989 12 - Lummus, Lee
 1990 9 - Baker, Doug
 1991 11 - Parks, Jim
 1992 16 - Jarvis, John
 1993 10 - Tripp, Shawn
 1994 9 - Mitts
 9 - Rothweil, Larry
 1995 15 - Rothweil, Larry
 1996 13 - Swearingen, Jason
 13 - Michel, David
 1997 13 - Michel, David
 13 - Siboda, Dave
 1998 17 - Swearingen, Jason
 1999 15 - Spille, Ryan
 2000 16 - Huesgen, Dan
 2001 15 - Pennington, Todd
 2002 17 - Purcell, Brad
 2003 13 - Alvarez, Tim
 2004 15 - Fitch, Mike
 2005 17 - Johnson, Andrew
 2006 14 - Maupin, Anthony
 2007 15 - Syberg, Josh
 2008 13 - Renfrow, Dustin
 13 - Leigh, James
 2009 12 - Leigh, James
 12 - Gumieny, Kyle
 2010 15 - Underwood, Jordan
 2011 15 - Underwood, Jordan
 2012 15 - Simmons, Shea
 2013 16 - Spitzfaden, Will
 2014 14 - Iago, Tyler
 2015 15 - Winkelman, Alex
 15 - Hayes, Travis
 2016 16 - Lucchesi, Joey
 16 - Beltran, Robert
 2017 15 - Chandler, Clay
 15 - Murphy, Justin
 2018 14 - Spalt, Logan
 2019 14 - Dodd, Dylan

Complete Games

1973 6 - McSpadden, Galen
 1974 6 - McSpadden, Galen
 1975 5 - Hastings, Trae
 1976 8 - Hastings, Trae
 1977 7 - Hosick, Steve
 7 - Hastings, Trae
 1978 4 - Hastings, Trae
 1979 3 - Fritsche, Tom
 1980 4 - Baker, Randy
 4 - Boeller, Keith
 1981 2 - Bernard, Lacey
 2 - Gronowski, Dave
 2 - Boeller, Keith
 1982 5 - Boeller, Keith

5 - Eftink, Mick
 1983 9 - Hemmer, Lance
 1984 6 - Reinagel, Kenny
 1985 7 - Guthrie, Brian
 7 - Schulte, Joe
 1986 4 - Bohnert, Jeff
 1987 6 - Brewer, Kirby
 6 - Harper, Brian
 1988 8 - Harper, Brian
 1989 7 - Parks, Jim
 1990 6 - Baker, Doug
 1991 4 - Parks, Jim
 1992 3 - Jarvis, John
 3 - Wieter, Alan
 1993 3 - Dannenmueller, Dan
 1994 4 - Mitts
 4 - Rothweil, Larry
 1995 3 - Swearingen, Jason
 3 - Rothweil, Larry
 3 - Michel, David
 1996 5 - Swearingen, Jason
 1997 5 - Michel, David
 1998 9 - Swearingen, Jason
 1999 8 - Spille, Ryan
 2000 5 - Debrock, Lanson
 2001 5 - Pennington, Todd
 2002 3 - Purcell, Brad
 2003 6 - Alvarez, Tim
 2004 7 - Maupin, Anthony
 2005 5 - Evans, Joey
 2006 6 - Maupin, Anthony
 2007 6 - Shah, Asif
 2008 5 - Renfrow, Dustin
 2009 1 - Leigh, James
 2010 1 - Gumieny, Kyle
 2011 2 - Dicus, Jon
 2012 1 - Lynn, Dylan
 2013 2 - Smith, Zack
 2 - Spitzfaden, Will
 2014 2 - Hayes, Travis
 2015 1 - Winkelman, Alex
 1 - Hayes, Travis
 2016 2 - Lucchesi, Joey
 2017 1 - Murphy, Justin
 2018 None
 2019 1 - Niznik, Noah

Shutouts

1974 2 - Raley, Mike
 1975 1 - Shelton, Steve
 1976 4 - Hastings, Trae
 1977 1 - Buechting, Don
 1 - Hammers, Jim
 1 - Hastings, Trae
 1 - Hosick, Steve
 1979 1 - Fritsche, Tom

1980 2 - Bernard, Lacey
 1981 1 - Gronowski, Dave
 1 - Boeller, Keith
 1982 1 - Stroud, Dan
 1 - Richards, Kent
 1 - Reinagel, Kenny
 1 - Hemmer, Lance
 1983 2 - Hemmer, Lance
 1984 2 - Maloney, Scott
 2 - Reinagel, Kenny
 1985 1 - Schulte, Joe
 1 - Guthrie, Brian
 1986 2 - Bohnert, Jeff
 1987 1 - Parks, Jim
 1 - Harper, Brian
 1988 1 - Harper, Brian
 1989 1 - Lummus, Lee
 1990 2 - Baker, Doug
 1991 1 - Parks, Jim
 1 - Baker, Doug
 1992 2 - Wieter, Alan
 1993 2 - Dannenmueller, Dan
 1994 1 - Mitts
 1 - Rothweil, Larry
 1 - Phillips
 1 - McMahon
 1995 1 - Borders, Chad
 1996 1 - Michel, David
 1997 1 - Siboda, Dave
 1 - Swearingen, Jason
 1998 2 - Spille, Ryan
 1999 3 - Huesgen, Dan
 2000 2 - Debrock, Lanson
 2001 3 - Pennington, Todd
 2002 1 - Smith, Brandon
 2003 3 - Alvarez, Tim
 2005 1 - Evans, Joey
 2006 1 - Maupin, Anthony
 2007 3 - Shah, Asif
 2014 1 - Hayes, Travis
 2015 1 - Winkelman, Alex
 2016 1 - Lucchesi, Joey
 1 - Chandler, Clay
 2017 1 - Murphy, Justin
 1 - Chandler, Clay
 1 - Haggerty, Josh
 1 - Burris, Joey
 2018 1 - Spalt, Logan
 1 - Bergtholdt, Dan
 1 - Losman, Ryan
 1 - Bock, Nathan
 1 - Pyles, Wesley
 1 - Hagerty, Chase
 1 - Holyfield, Ashton
 2019 1 - Frank, Andrew
 1 - Cook, Matthew

1 - Cisneros, Blake
 1 - Grossius, Bryce
 1 - Bock, Nathan

Batters Faced

1978 180 - Hastings, Trae
 1979 176 - D'Amico, Paul
 1980 214 - Boeller, Keith
 1981 223 - Gronowski, Dave
 1982 214 - Eftink, Mick
 1983 307 - Hemmer, Lance
 1984 214 - Schulte, Joe
 1985 330 - Schulte, Joe
 1986 296 - Bohnert, Jeff
 1987 359 - Harper, Brian
 1988 415 - Harper, Brian
 1989 355 - Parks, Jim
 1990 259 - Marschel, Larry
 1991 320 - Parks, Jim
 1992 373 - Jarvis, John
 1994 316 - Mitts
 1995 430 - Michel, David
 1996 369 - Swearingen, Jason
 1997 381 - Michel, David
 1998 486 - Swearingen, Jason
 2000 417 - Debrock, Lanson
 2001 378 - Pennington, Todd
 2002 486 - Purcell, Brad
 2003 448 - Alvarez, Tim
 2004 471 - Maupin, Anthony
 2005 460 - Johnson, Andrew
 2006 432 - McAlister, Jamie
 2007 394 - Renfrow, Dustin
 2008 364 - Renfrow, Dustin
 2009 384 - Leigh, James
 2010 339 - Underwood, Jordan
 2011 332 - Dicus, Jon
 2012 320 - Shae Simmons
 2013 377 - Spitzfaden, Will
 2014 311 - Iago, Tyler
 2015 364 - Hayes, Travis
 2016 411 - Lucchesi, Joey
 2017 377 - Murphy, Justin
 2018 281 - Vick, Christian
 2019 305 - Dodd, Dylan

LEADERS

Fielding

Chances

1973	5 - Wengert, Gary
1974	14 - Dambach, Grant
1975	12 - Wieser, Dan
1976	17 - Wieser, Dan
1977	14 - Wieser, Dan
1978	11 - Eisenbach, Rick
1979	174 - Samples, Mike
1980	247 - Thompson, Jay
1981	237 - Deal, Russ
1982	282 - Rosburg, Paul
1983	279 - Daily, Rick
1984	180 - Patterson, Dan
1985	307 - Patterson, Dan
1986	302 - Patterson, Dan
1987	277 - Schmidt, Steve
1988	250 - Zoellner, Rich
1989	298 - Horace, Scott
1990	298 - Horace, Scott
1991	292 - Shylanski, Todd
1992	383 - Pruneau, Scott
1993	253 - Crosnoe, Rex
1994	449 - Blum, Kris
1995	423 - Crosnoe, Rex
1996	264 - Breuer, Tom
1997	305 - Collier, Lamonte
1998	360 - Bourbon, Jeff
1999	333 - Kinsolving, Darin
2000	397 - Bourbon, Jeff
2001	463 - Bourbon, Jeff
2002	423 - McDonald, Tristen
2003	403 - Gilbert, Gary
2004	408 - Noll, Brady
2005	324 - Payne, Jordan
2006	411 - Rave, Aaron
2007	423 - Wagner, Matt
2008	425 - Wagner, Matt
2009	444 - Wagner, Matt
2010	330 - Klocke, Jim
2011	274 - Jones, Casey
2012	407 - Campbell, Kody
2013	531 - Tellor, Matt
2014	489 - Tellor, Matt
2015	513 - Rippee, Ryan
2016	496 - Lees, Brian
2017	495 - Gagan, Tristen
2018	276 - Gagan, Tristen
2019	292 - Keck, Andrew

Putouts

1979	163 - Samples, Mike
1980	229 - Thompson, Jay
1981	194 - Deal, Russ
1982	271 - Rosburg, Paul
1983	257 - Daily, Rick

1984	165 - Patterson, Dan
1985	290 - Patterson, Dan
1986	282 - Patterson, Dan
1987	243 - Schmidt, Steve
1988	235 - Zoellner, Rich
1989	282 - Horace, Scott
1990	267 - Horace, Scott
1991	260 - Shylanski, Todd
1992	324 - Pruneau, Scott
1993	227 - Crosnoe, Rex
1994	412 - Blum, Kris
1995	367 - Crosnoe, Rex
1996	218 - Miller, Mike
1997	235 - Kinsolving, Darin
1998	326 - Bourbon, Jeff
1999	276 - Kinsolving, Darin
2000	347 - Bourbon, Jeff
2001	410 - Bourbon, Jeff
2002	370 - Hoffman, Eric
2003	364 - Gilbert, Gary
2004	359 - Noll, Brady
2005	261 - Payne, Jordan
2006	385 - Rave, Aaron
2007	389 - Wagner, Matt
2008	404 - Wagner, Matt
2009	416 - Wagner, Matt
2010	259 - Klocke, Jim
2011	250 - Jones, Casey
2012	370 - Campbell, Kody
2013	484 - Tellor, Matt
2014	452 - Tellor, Matt
2015	477 - Rippee, Rayn
2016	432 - Lees, Brian
2017	461 - Gagan, Tristen
2018	260 - Gagan, Tristen
2019	255 - Keck, Andrew

Assists

1979	54 - Miller, Blake
1980	93 - Miller, Blake
1981	87 - Miller, Blake
1982	84 - Bunton, Bob
	84 - Ivie, Mike
1983	88 - Ivie, Mike
1984	48 - Smith, Darrick
1985	78 - Muench, Doug
1986	106 - Kimbelin, Keith
1987	90 - Kimbelin, Keith
1988	99 - Crosnoe, Cory
1989	108 - Crosnoe, Cory
1990	71 - Thomas, Scott
1991	99 - Thomas, Scott
1992	101 - Hollrah, Scott
1993	101 - Rives
1994	97 - Hopper, Scott
	97 - Moeglin, Brian

1995	144 - Hopper, Scott
1996	154 - Curran, Rusty
1997	180 - Collier, Lamonte
1998	161 - Lowe, Steve
1999	147 - Lowe, Steve
2000	146 - Borowiak, Zach
2001	130 - Borowiak, Zach
2002	166 - Borowiak, Zach
2003	130 - Borowiak, Zach
2004	168 - Bracamonte, Ernie
2005	137 - Jenkins, Bo
2006	113 - Padilla, Omar
2007	143 - Moore, Robby
2008	112 - Spencer, Tony
2009	138 - Spencer, Tony
2010	147 - Parmley, Kenton
2012	140 - Parmley, Kenton
2013	134 - Blum, Jason
2014	119 - Lennington, Andy
2015	191 - Boggetto, Branden
2016	151 - Ezell, Trevor
2017	162 - Basler, Connor
2018	84 - Ezell, Trevor
2019	123 - Basler, Connor

Double Plays

2000	30 - Borowiak, Zach
2001	38 - Allen, Shane
2002	53 - Hoffman, Eric
2003	46 - Gilbert, Gary
2004	37 - Jenkins, Bo
2005	40 - Bracamonte, Ernie
2006	31 - Rave, Aaron
2007	30 - Moore, Robby
2008	33 - Wagner, Matt
2009	46 - Wagner, Matt
2010	43 - Parmley, Kenton
2011	30 - Parmley, Kenton
2012	35 - Parmley, Kenton
2013	45 - Tellor, Matt
2014	55 - Tellor, Matt
2015	46 - Rippee, Ryan
2016	39 - Boggetto, Branden
2017	51 - Gagan, Tristen
2018	26 - Gagan, Tristen
2019	28 - Wilber, Tyler

Caught Stealing By

1992	25 - Shylanski, Todd
1993	11 - Crosnoe, Rex
1994	23 - Crosnoe, Rex
1995	27 - Crosnoe, Rex
1996	15 - Miller, Mike
1997	11 - Hoehner, Brad
1998	11 - Hoehner, Brad
1999	15 - Berry, Dan

2000	16 - Bourbon, Jeff
2001	15 - Bourbon, Jeff
2002	26 - McDonald, Tristen
2003	13 - McDonald, Tristen
2004	18 - Noll, Brady
2005	10 - Noll, Brady
2006	10 - Olson, Levi
2007	15 - Klocke, Jim
2008	13 - Klocke, Jim
2009	10 - Klocke, Jim
2010	13 - Klocke, Jim
2011	5 - Dicus, Jon
2013	6 - Winkelman, Alex
2014	12 - Mitchell, Scott
2015	13 - Mitchell, Scott
2016	8 - Lees, Brian
2017	13 - Lees, Brian
2018	3 - Stauss, Wade
2019	12 - Keck, Andrew

#LETSSOAR



PROTECT
THIS HOUSE

YEAR-BY-YEAR

Head Coach Joe Uhls

1960 (4-8)

Southern Illinois	L	4-3
Harris-Stowe	W	5-3
Arkansas State	W	10-2
Southern Illinois	W	10-7
Concordia Seminary	L	3-2
Memphis	L	11-0
Saint Louis	L	17-3
Paducah Jr. Coll.	L	10-5
Southern Illinois	L	10-5
McKendree	L	7-4
Murray State	L	5-3

1961 (6-9-1)

Quincy	L	8-0
Central Michigan	L	9-4
North Dakota	W	5-2
Harris-Stowe	W	5-4
Evansville	W	8-3
Arkansas State	L	12-3
Paducah Jr. Coll.	L	9-7
Southern Illinois	W	5-4
Southern Illinois	L	13-1
Murray State	L	3-2
Saint Louis	T	4-4
Saint Louis	L	12-2
Southern Illinois	L	8-7
Flat River Jr. Coll.	W	22-0
Murray State	W	8-5
Memphis	L	5-0

1962 (5-12-1)

William Jewell	W	7-4
Evansville	T	4-4
Arkansas State	L	6-3
Concordia (STL)	W	4-0
Harris-Stowe	L	16-3
Southern Illinois	L	2-0
Southern Illinois	L	8-3
Arkansas State	L	4-1
Paducah Jr. Coll.	W	2-1
Saint Louis	W	8-1
Saint Louis	L	8-3
McKendree	W	11-3
Southern Illinois	L	9-6
Harris-Stowe	L	2-1
Evansville	L	6-5
Evansville	L	2-1

NCAA Regional

Austin Peay	L	2-1
Arkansas State	L	6-3

1963 (11-9)

Evansville	W	6-2
Murray State	L	11-0
Murray State	L	6-4
Evansville	W	12-2
Paducah CC	W	7-6
Harris-Stowe	W	8-0

Quincy	W	11-0
Quincy	W	7-3
Harris-Stowe	W	12-5
Harris-Stowe	W	15-1
Concordia (Mo.)	L	6-3
Paducah CC	W	20-3
Arkansas State	L	4-3
Southern Illinois	L	12-4
Murray State	L	2-1
Arkansas State	W	4-0
Arkansas State	W	6-4
Saint Louis	L	8-1
Saint Louis	L	4-1
Southern Illinois	L	3-1

1964 (15-5)

Evansville	W	9-2
Arkansas State	W	5-1
Arkansas State	L	7-6
UT Martin	W	7-4
Harris-Stowe	W	7-6
McKendree	W	4-3
McKendree	W	5-0
Southern Illinois	L	5-3
Murray State	W	7-6
Murray State	W	11-3
Concordia (Mo.)	W	7-6
Evansville	W	8-1
Saint Louis	W	4-1
Saint Louis	W	4-3
Southern Illinois	W	8-5
Missouri State	W	5-0
Missouri State	W	5-4
Harris-Stowe	W	10-0
McKendree	W	13-5
McKendree	W	13-6

1965 (16-4)

William Jewell	W	8-2
Evansville	W	7-1
Lakeland (Wis.)	W	19-0
Murray State	W	9-8
Arkansas State	W	8-7
UT Martin	L	3-2
Southern Illinois	L	13-8
Missouri S&T	W	2-1
Missouri S&T	W	7-0
Harris-Stowe	W	10-1
Southern Illinois	L	3-0
Arkansas State	W	7-4
Murray State	L	8-7
Missouri S&T	W	9-5
Missouri State	W	7-2
Missouri State	W	9-6
Evansville	W	9-2
Harris-Stowe	W	7-0
McKendree	W	2-0
McKendree	W	7-2

1966 (11-8)

Harris-Stowe	W	3-1
Central Michigan	L	4-3
Central Michigan	W	4-1
Missouri State	W	4-1
Missouri State	W	8-1
Missouri State	W	4-3
Evansville	L	7-4
Missouri S&T	W	5-2
Missouri State	W	11-0
Southern Illinois	W	3-2
Southern Illinois	L	3-2
Arkansas State	L	5-3
Arkansas State	W	6-5
Murray State	L	11-2
Missouri S&T	W	2-1
Missouri S&T	L	10-5
Central Mo.	L	3-1
Central Mo.	L	4-1

1967 (13-10)

Memphis	W	6-3
Memphis	L	7-3
Delta State	L	9-4
Delta State	W	8-5
Delta State	L	5-4
Bradley	L	12-7
Bradley	L	3-2
Bradley	W	11-10
Evansville	W	9-8
UT Martin	W	9-1
Missouri State	L	5-0
Missouri State	W	9-8
Missouri S&T	L	6-3
Missouri S&T	W	9-8
Missouri State	W	9-2
Harris-Stowe	W	13-3
Evansville	W	7-2
Murray State	L	5-4
NW Mo. State	W	7-6
NW Mo. State	W	2-0
Northwestern St.	W	4-3
Arkansas State	L	12-6
North Dakota	L	2-1

1968 (9-11)

Northwestern	W	9-4
Washington U.	W	5-2
Washington U.	L	5-1
Missouri S&T	W	3-0
Missouri S&T	W	3-0
Concordia (Neb.)	L	6-3
Concordia (Neb.)	L	8-2
Missouri State	W	13-3
Missouri State	L	5-4
Evansville	L	5-4
UT Martin	L	3-2
Concordia (STL)	W	7-6
Missouri S&T	W	6-5
Missouri S&T	L	6-1
Missouri S&T	L	6-4
Arkansas State	L	6-1

Missouri State	W	5-2
Missouri State	L	6-3
Missouri State	L	5-4
Murray State	W	4-2

1969 (6-12-1)

William Penn	W	2-0
William Penn	T	2-2
Wisconsin State	W	7-6
Wisconsin State	L	5-2
Missouri State	L	3-2
Missouri State	L	6-0
Missouri State	L	11-10
Missouri-St. Louis	L	7-6
Missouri S&T	L	4-2
Missouri S&T	L	5-4
Missouri S&T	W	6-2
Missouri State	L	8-1
Missouri State	L	7-3
Missouri State	L	13-1
Murray State	W	7-4
Evansville	W	3-2
UT Martin	W	3-2
UT Martin	L	12-3
Murray State	L	6-1

1970 (9-11)

Murray State	L	8-2
CBC	L	4-3
CBC	L	2-1
Delta State	L	4-1
Missouri State	L	9-0
Missouri State	W	6-3
Missouri State	W	5-4
Evansville	W	6-5
Missouri S&T	W	1-0
Missouri S&T	W	9-0
Missouri S&T	L	4-3
Missouri State	L	7-2
Missouri State	W	14-2
Missouri State	L	3-2
Missouri S&T	L	2-1
Missouri S&T	L	2-1
Missouri S&T	L	3-2
Saint Louis	W	10-1
Missouri-St. Louis	W	12-8
Murray State	W	5-4

1971 (15-7)

CBC	W	10-6
Memphis	W	8-7
Evansville	W	1-0
Evansville	W	9-1
Missouri State	L	4-1
Missouri State	W	3-2
Truman State	W	5-4
Truman State	L	10-3
Murray State	W	2-1
Missouri-St. Louis	L	8-0
Missouri-St. Louis	W	4-3
Washington U.	W	2-0
Lincoln	W	7-3

Lincoln	W	6-2
NW Mo. State	W	5-3
NW Mo. State	W	5-3
Murray State	L	9-7
Missouri S&T	L	1-0
Missouri S&T	W	12-4
Missouri-St. Louis	L	5-1
Central Mo.	W	2-1
Central Mo.	L	8-4

1972 (11-10)

St. Olaf	L	10-3
St. Olaf	L	8-2
Missouri State	L	7-1
Missouri State	L	6-3
UW-Milwaukee	W	3-0
UW-Milwaukee	W	8-0
Moorhead (Minn.)	L	6-5
Truman State	W	1-0
Truman State	W	2-1
CBC	W	2-1
Murray State	L	7-2
Washington U.	W	11-1
Murray State	L	4-3
NW Mo. State	W	5-0
NW Mo. State	W	2-1
Missouri S&T	L	3-2
Missouri S&T	W	8-3
Evansville	W	3-0
Evansville	L	6-0
Central Mo.	L	5-4
Central Mo.	W	2-0

1973 (14-4)

Centenary	W	9-3
Centenary	W	6-3
Luther Coll.	W	2-1
Luther Coll.	W	4-0
CBC	W	5-2
CBC	W	4-1
Illinois-Chicago	W	5-1
Illinois-Chicago	W	8-7
Illinois Tech	W	1-0
Illinois Tech	W	6-0
Truman State	W	3-0
Truman State	W	3-1
Lincoln	W	9-2
Lincoln	L	1-0
NW Mo. State	L	3-2
NW Mo. State	L	2-1
Missouri S&T	W	2-1
Missouri S&T	L	11-2

1974 (17-13)

CBC	W	5-1
CBC	W	6-1
Western Illinois	L	3-2
Western Illinois	W	6-3
CBC	W	9-4
CBC	W	2-0
Central Mo.	L	4-3
Central Mo.	L	13-4

RESULTS

Missouri S&T	W 12-7	Missouri S&T	W 2-1	Indiana State	W 6-5	Missouri State	L 11-0	North Dakota	W 5-0
Missouri S&T	W 14-4	UT Martin	W 6-0	Memphis	L 5-4	Missouri State	W 10-8	North Dakota	W 8-7
Missouri State	L 4-3	UT Martin	L 3-0	Memphis	L 6-5			Missouri S&T	L 5-2
Missouri State	W 6-5	Central Mo.	W 6-3	Missouri Baptist	W 1-0	1980 (22-17-1)		Missouri S&T	W 2-1
Quincy	L 2-0	Central Mo.	L 2-1	Missouri Baptist	W 5-1	Marietta	L 4-1	Southern Illinois	L 11-3
Quincy	L 6-1	Central Mo.	W 3-2	Lincoln	W 9-0	Northern Kentucky	W 5-2	Missouri State	L 13-5
Truman State	W 1-0	Saint Louis	L 6-4	Lincoln	W 11-2	Olivet Coll. (Mich)	W 9-4	Missouri State	L 4-1
Truman State	W 8-0	Saint Louis	L 5-4	Lincoln	W 12-1	Wingate Coll. (N.C.)	L 6-4	Indiana St. -Evans	L 11-2
Memphis	L 3-1	Missouri State	W 13-9	Missouri State	L 6-2	Northern Kentucky	T 6-6	Indiana St. -Evans	L 7-2
Washington U.	W 4-3	Missouri State	W 6-2	South Dakota State	W 6-5	Oakland City	L 6-3	Missouri-St. Louis	L 4-1
Westminster	L 3-2	Missouri State	L 12-10	Missouri State	W 5-3	Oakland City	W 4-2	Missouri-St. Louis	L 12-2
Westminster	L 3-1	Augustana	L 3-2	Nebraska-Omaha	L 2-1	CBC	W 5-1	Maryville	W 14-6
Lincoln	W 2-1	Augustana	L 10-2			Missouri-St. Louis	L 6-5	Maryville	W 22-6
Lincoln	L 5-4	Truman State	W 11-5	1978 (14-11)		Missouri-St. Louis	L 7-6	Missouri S&T	W 12-8
NW Mo. State	L 3-1	Truman State	W 11-0	CBC	W 11-5	Western Illinois	L 3-2	Missouri S&T	W 7-3
NW Mo. State	W 6-5	Truman State	W 8-1	CBC	W 14-4	Western Illinois	L 3-0	SIU-Edwardsville	L 10-9
Evansville	W 8-2	Southern Illinois	L 6-3	MacMurray	W 10-2	Greenville Coll.	W 5-4	SIE-Edwardsville	L 9-5
Evansville	L 2-0	Southern Illinois	L 4-3	MacMurray	W 11-8	Greenville Coll.	L 3-1	Missouri Baptist	W 5-4
Indiana State	W 4-3	Northeastern Ill.	L 3-1	Augustana	L 12-3	North Dakota	W 5-2	Missouri Baptist	W 2-1
Indiana State	W 10-0	Northeastern Ill.	W 4-2	Augustana	W 12-1	North Dakota	W 6-0	Missouri State	L 4-3
Missouri S&T	W 9-1	Lincoln	W 16-2	Missouri S&T	W 15-5	Millikin	W 2-1	Missouri State	L 5-2
Missouri S&T	L 4-1	Lincoln	W 11-0	Missouri S&T	W 5-2	Millikin	W 4-0		
		Lincoln	W 17-0	Missouri S&T	L 11-6	Missouri S&T	W 14-4	1982 (30-9)	
1975 (18-9)		Missouri Baptist	L 5-3	Evansville	L 9-8	Missouri S&T	L 10-4	Florida State	L 19-2
CBC	W 8-2	Missouri Baptist	L 7-3	Evansville	L 7-4	Evansville	W 16-8	Jacksonville State	W 2-1
CBC	W 7-6	NW Mo. State	W 4-0	Central Mo.	L 7-3	Evansville	W 3-2	Marietta	L 4-3
MacMurray	W 1-0	NW Mo. State	W 1-0	Central Mo.	L 1-0	Missouri State	L 11-6	Illinois State	W 9-2
MacMurray	W 12-2	Mankato State	W 8-3	Central Mo.	W 7-4	Missouri State	L 4-3	Lincoln	W 12-1
Illinois-Chicago	W 4-0	Nebraska-Omaha	W 12-4	Missouri State	W 5-2	Lincoln	W 10-0	Lincoln	W 6-3
Illinois-Chicago	W 7-1	Nebraska-Omaha	W 4-2	Missouri State	L 4-3	Lincoln	W 11-2	Indiana State	W 13-2
Winona State	W 6-2	Sacred Heart	W 4-3	Missouri State	L 6-1	Indiana State	W 3-2	Indiana State	L 3-2
Central Mo.	W 1-0	Florida Southern	L 5-3	Saint Louis	W 15-8	Indiana State	L 4-3	Missouri S&T	W 3-2
Central Mo.	L 3-2	Livingston (Ala.)	W 9-7	Truman State	W 7-2	SIU-Edwardsville	L 5-2	Missouri S&T	W 3-0
Central Mo.	W 9-7	SIU-Edwardsville	L 9-3	Truman State	W 6-1	SIU-Edwardsville	W 6-1	Oakland City	W 9-2
UT Martin	W 8-7			Truman State	W 6-5	Missouri State	L 5-2	Oakland City	W 22-1
UT Martin	W 9-3	1977 (25-13)		Missouri-St. Louis	W 2-1	Missouri State	L 15-10	North Dakota	W 4-3
Missouri State	L 10-5	Iowa	W 9-6	Missouri-St. Louis	L 5-2	Missouri State	L 15-12	North Dakota	W 5-1
Missouri State	L 3-2	Iowa	L 14-5	Missouri Baptist	L 13-3	Saint Louis	L 8-5	North Dakota	W 9-0
Missouri State	L 3-2	Illinois-Chicago	W 5-3	Missouri Baptist	L 1-0	Saint Louis	W 2-1	North Dakota	W 12-1
Truman State	W 6-3	Illinois-Chicago	W 4-3			Missouri Baptist	W 12-1	Missouri-St. Louis	L 19-9
Truman State	L 4-2	NW Mo. State	L 4-1	1979 (13-10)		Missouri Baptist	W 4-3	Missouri-St. Louis	W 8-6
Washington U.	W 6-4	NW Mo. State	L 4-1	Butler	L 2-1	Evansville	W 5-4	Lindenwood	W 9-0
Saint Louis	W 2-0	NW Mo. State	L 7-4	Marietta	W 3-1	Lincoln	W 8-2	Lindenwood	W 12-2
Saint Louis	W 5-1	Evansville	L 6-4	Olivet Coll.	L 5-4	Evansville	W 9-0	Lincoln	W 5-2
Indiana State	W 4-2	Evansville	W 10-5	CBC	W 1-0			Lincoln	W 6-0
Indiana State	L 3-2	Brown	L 7-5	CBC	W 5-1	1981 (15-21-1)		Millikin	W 10-5
Lincoln	W 12-6	Brown	L 7-5	Saint Louis	W 15-2	UT Martin	L 5-3	Millikin	W 15-7
Lincoln	L 2-0	Missouri S&T	W 9-1	Saint Louis	L 9-8	UT Martin	W 6-4	Millikin	W 21-2
Lincoln	W 10-4	Missouri S&T	W 6-1	Missouri S&T	W 7-5	Marietta Coll.	L 6-2	Maryville	L 6-3
NW Mo. State	L 9-4	Missouri S&T	W 22-16	Missouri S&T	W 5-3	Illinois State	T 0-0	Maryville	W 10-3
NW Mo. State	L 3-2	Central Mo.	W 3-1	Missouri-St. Louis	L 5-2	Valparaiso	W 3-2	Missouri S&T	W 13-4
		Central Mo.	W 4-1	Missouri-St. Louis	L 4-0	Olivet College	W 6-3	Missouri S&T	W 14-2
1976 (28-15)		Central Mo.	W 7-6	Evansville	W 8-4	Valparaiso	L 7-4	SIU-Edwardsville	L 5-4
Illinois State	L 4-1	UT Martin	W 4-3	Evansville	W 8-6	Saint Louis	W 8-4	SIU-Edwardsville	W 10-6
Memphis	W 7-6	UT Martin	W 9-2	Oakland City Coll.	W 5-1	Saint Louis	L 7-3	Missouri-St. Louis	W 8-7
CBC	W 3-1	Missouri State	W 4-3	Oakland City Coll.	W 16-0	Oakland City	W 7-2	Missouri-St. Louis	W 3-2
CBC	W 4-2	Missouri State	W 7-5	Missouri State	W 7-5	Oakland City	W 4-3	Saint Louis	W 7-3
Carroll Coll.	W 4-1	Missouri State	W 6-1	Missouri State	L 5-0	Iowa	L 6-2	Saint Louis	L 3-2
Carroll Coll.	W 6-3	Truman State	L 4-1	Missouri S&T	L 6-0	Missouri-St. Louis	L 5-2	NW Mo. State	L 2-0
Illinois-Chicago	W 5-3	Truman State	W 1-0	Missouri S&T	L 9-7	Missouri-St. Louis	L 12-4	NW Mo. State	L 8-0
Missouri S&T	W 10-0	Truman State	W 6-0	Missouri Baptist	L 9-5	North Dakota	L 6-1	Missouri Baptist	W 6-2
Missouri S&T	W 1-0	Indiana State	L 4-1	Missouri Baptist	W 4-3	North Dakota	L 6-5	Missouri Baptist	W 13-2

YEAR-BY-YEAR

1983 (29-10)

Wingate	W	5-4
Marietta	W	3-1
Butler	L	8-5
Valparaiso	W	7-0
Saint Louis	W	14-2
Saint Louis	W	5-4
Oakland City	W	10-3
Oakland City	W	6-1
Lincoln	W	11-2
Lincoln	W	18-0
Nebraska-Omaha	W	9-6
Southern Illinois	L	8-4
Missouri-St. Louis	W	4-3
Missouri-St. Louis	W	3-1
Missouri S&T	W	10-1
Missouri S&T	W	5-0
Lincoln	W	10-6
Lincoln	W	12-7
UT Martin	L	5-1
UT Martin	W	16-5
Missouri S&T	W	14-8
Missouri S&T	W	11-5
Indiana State	W	7-1
Indiana State	W	11-10
SIU-Edwardsville	L	6-2
SIU-Edwardsville	W	7-5
Missouri-St. Louis	L	4-0
Missouri-St. Louis	W	10-1
NW Mo. State	W	7-4
NW Mo. State	L	12-2
NW Mo. State	L	11-10
Missouri Baptist	W	3-2
Missouri Baptist	W	7-1
Indiana State	L	3-2
Indiana State	W	6-5
Oakland City	W	15-6
Oakland City	W	7-6

NCAA Midwest Regional

Edwardsville, Ill.

Mankato State	L	1-0
SIU-Edwardsville	L	13-2

1984 (17-12)

Illinois State	L	11-1
Grand View	W	2-0
Valparaiso	L	2-1
Valparaiso	W	6-4
Grand View	L	13-3
Rhode Island	L	7-6
Rockford	W	14-1
Rockford	L	5-3
Missouri S&T	W	13-6
Missouri S&T	W	6-0
Harris-Stowe	W	19-5
Missouri-St. Louis	L	11-10
Missouri-St. Louis	L	5-1
Indiana State	L	12-5
Indiana State	L	9-6
UT Martin	W	8-7
UT Martin	W	10-1
Lincoln	W	21-0

Lincoln	W	19-3
Missouri S&T	L	10-1
SIU-Edwardsville	W	1-0
SIU-Edwardsville	W	7-5
Missouri Baptist	W	11-3
Missouri Baptist	W	11-5
NW Mo. State	W	1-0
Missouri-St. Louis	L	13-0
NW Mo. State	L	8-7
SIU-Edwardsville	W	4-3
SIU-Edwardsville	W	5-1

Head Coach Palmer Muench

1985 (28-15-1)

Union	W	14-2
Union	W	6-2
Murray State	W	9-7
Marietta	L	4-2
Illinois State	L	7-2
Grandview	L	8-3
Troy	L	7-6
Marietta	W	6-2
Illinois State	T	7-7
Iowa	L	8-4
Iowa	L	8-2
Missouri S&T	W	2-1
Missouri S&T	L	5-4
Memphis	W	8-4
Memphis	L	10-5
Southern Illinois	W	9-4
Southern Illinois	L	10-5
Missouri-St. Louis	W	24-2
Missouri-St. Louis	L	10-6
Saint Louis	W	8-4
Saint Louis	W	4-0
Missouri Baptist	L	6-5
Missouri Baptist	W	19-10
Indiana State	L	2-1
Indiana State	W	9-2
Augustana	W	6-2
Augustana	W	17-5
Missouri S&T	W	10-3
Missouri S&T	W	22-3
UT Martin	W	6-4
UT Martin	W	10-2
Missouri-St. Louis	W	7-6
Missouri-St. Louis	W	9-5
Northeastern Ill.	W	7-5
Northeastern Ill.	W	9-3
SIU-Edwardsville	L	9-3
SIU-Edwardsville	L	8-1
NW Mo. State	W	9-4
Missouri-St. Louis	W	15-2
Missouri-St. Louis	W	15-3
Harris-Stowe	W	5-1
Harris-Stowe	W	10-0
Austin Peay	L	4-3
Austin Peay	W	9-8

1986 (29-13-1)

Union	L	6-5
Union	L	10-2
Iowa	W	13-1
Iowa	W	14-13
Iowa	L	21-5
Iowa	L	16-6
Maryville	W	19-0
Washington	W	13-7
Marietta (Ohio)	W	2-0
Washington	W	13-7
Missouri S&T	W	12-0
Missouri S&T	W	15-1
Southern Indiana	W	8-2
Southern Indiana	W	10-5
Southern Illinois	W	13-10
Southern Illinois	T	5-5
Missouri-St. Louis	W	6-5
Missouri-St. Louis	L	4-3
Concordia Coll.	W	4-1
Concordia Coll.	W	10-0
Missouri Baptist	L	4-3
Missouri Baptist	W	8-3
Saint Louis	W	16-5
Missouri S&T	W	10-9
Missouri S&T	W	14-4
Quincy	W	12-0
Quincy	W	12-2
Missouri	L	6-5
Missouri	W	5-0
Missouri-St. Louis	L	9-4
Missouri-St. Louis	L	10-1
Missouri Baptist	L	13-7
Missouri Baptist	W	9-5
Central Mo.	L	6-5
NW Mo. State	W	7-6
Missouri-St. Louis	W	12-1
Central Mo.	L	9-3
Murray State	W	13-9
Saint Louis	W	5-4
Southern Indiana	W	9-4
Southern Indiana	W	11-9
SIU-Edwardsville	W	18-6
SIU-Edwardsville	L	6-4

1987 (28-20)

Union	W	8-7
Union	L	4-1
Slippery Rock	W	5-4
Jacksonville State	L	11-7
Slippery Rock	W	7-4
Jacksonville State	L	7-1
Wisconsin-Stout	L	7-4
Livingston	L	9-0
Wisconsin-Stout	L	9-6
Livingston	W	5-0
Saint Louis	W	9-4
Quincy	W	7-3
Quincy	W	8-5
Southern Indiana	L	8-5
Southern Indiana	W	7-6
Missouri	L	16-4

Southwest Baptist	L	13-10
Southwest Baptist	W	7-4
Missouri-St. Louis	L	9-8
Missouri-St. Louis	L	10-3
SIU-Edwardsville	L	2-0
SIU-Edwardsville	L	6-0
McKendree	W	10-6
McKendree	W	8-0
Missouri S&T	W	4-1
Missouri S&T	W	9-3
Southwest Baptist	W	7-5
Southwest Baptist	W	13-4
Missouri Baptist	W	3-1
Missouri Baptist	L	5-3
Missouri-St. Louis	W	3-2
Missouri-St. Louis	W	5-1
Missouri S&T	W	3-1
Missouri S&T	L	5-1
McKendree	W	5-4
McKendree	W	11-4
Truman State	W	10-1
NW Mo. State	W	5-3
NW Mo. State	W	7-1
Missouri Baptist	W	8-6
Missouri Baptist	L	9-3
Southern Illinois	L	7-1
Saint Louis	W	16-9
Southern Indiana	L	8-7
Southern Indiana	L	4-2
Southern Illinois	W	6-5
SIU-Edwardsville	L	8-1
SIU-Edwardsville	W	5-3

1988 (19-23)

Murray State	W	11-5
Florida Southern	L	13-0
Eckerd	L	10-4
Eckerd	L	12-1
Tampa	L	23-0
Washington	W	7-2
Washington	W	4-0
McKendree	L	9-1
McKendree	L	12-5
Southern Indiana	W	5-2
Southern Indiana	W	4-3
Quincy	L	2-1
Quincy	W	9-3
Lincoln	W	5-3
Lincoln	W	5-2
McKendree	L	9-7
McKendree	L	11-5
Arkansas State	W	4-2
Arkansas State	W	2-1
Southwest Baptist	W	12-3
Southwest Baptist	L	9-6
Missouri-St. Louis	L	6-0
Missouri-St. Louis	W	3-2
Southern Illinois	L	15-3
Missouri S&T	W	10-1
Missouri S&T	L	7-2
Southwest Baptist	W	18-0
Southwest Baptist	W	6-4

Missouri-St. Louis	W	6-2
Missouri-St. Louis	L	12-8
Missouri S&T	W	9-3
NW Mo. State	L	10-5
Missouri-St. Louis	L	11-5
Southern Illinois	L	6-0
SIU-Edwardsville	L	12-11
SIU-Edwardsville	L	2-1
Southern Indiana	L	9-1
Southern Indiana	W	6-3

1989 (27-17)

Western Michigan	W	13-9
Tampa	L	5-2
Tampa	L	12-1
Eastern Michigan	L	9-5
St. Leo	W	12-4
Eckerd	L	4-3
Vanderbilt	L	21-7
Union	W	9-5
Union	W	13-2
Lincoln	W	9-3
Lincoln	W	9-5
Southern Illinois	L	12-7
Quincy	W	11-1
Quincy	W	15-2
Southern Indiana	W	8-4
Southern Indiana	L	9-8
Southwest Baptist	W	11-1
Southwest Baptist	W	8-2
Missouri-St. Louis	W	5-3
Missouri-St. Louis	L	6-3
Missouri S&T	W	6-0
Missouri S&T	W	2-1
Lincoln	L	9-4
Lincoln	W	17-7
Austin Peay	L	12-6
Southwest Baptist	W	8-2
Southwest Baptist	W	6-1
Murray State	L	15-10
Missouri-St. Louis	W	5-3
Missouri-St. Louis	W	12-5
Austin Peay	L	15-3
Missouri S&T	L	10-6
Missouri S&T	W	4-2
Southern Indiana	W	7-4
Southern Indiana	L	14-4
McKendree	W	6-2
McKendree	W	5-3
Central Mo.	L	7-5
Missouri-St. Louis	W	5-4
NW Mo. State	L	12-6
McKendree	W	11-7
McKendree	W	2-1
Arkansas State	L	9-5
Arkansas State	W	3-2

RESULTS

1990 (19-21-1)

Valdosta State	L	8-3
Valdosta State	L	10-3
St. Anselm	W	5-2
Norfolk State	L	11-6
St. Augustine's	W	8-4
McKendree	L	6-3
McKendree	W	6-3
Union	L	5-4
Union	L	12-4
William Jewell	W	11-4
Arkansas State	W	9-1
Arkansas State	W	13-0
Southern Illinois	L	9-3
McKendree	W	10-4
McKendree	W	6-2
Illinois State	L	12-1
Illinois State	L	11-4
Missouri-St. Louis	W	13-8
Missouri-St. Louis	T	5-5
Murray State	L	14-1
Missouri Southern	L	8-0
Missouri Southern	L	4-2
Southwest Baptist	W	15-4
Southwest Baptist	W	7-0
Southern Indiana	L	6-5
Southern Indiana	L	13-3
Missouri S&T	W	3-1
Missouri S&T	L	3-2
Southern Illinois	L	12-1
Lincoln	W	7-0
Lincoln	W	7-0
Southern Indiana	W	4-1
Southern Indiana	L	14-3
Lincoln	L	2-1
Lincoln	W	15-3
Missouri Southern	L	5-4
Missouri Southern	W	4-2
Southwest Baptist	W	14-8
Southwest Baptist	W	18-5
Missouri-St. Louis	L	8-4
Murray State	L	8-1

1991 (25-18)

Memphis	L	8-7
Union	L	11-4
Union	L	10-7
Arkansas State	W	9-4
Lincoln	W	6-2
Lincoln	W	3-0
Norfolk State	W	11-1
Armstrong State	W	15-11
Savannah State	W	17-3
Armstrong State	W	6-2
Sacred Heart	W	11-5
William Jewell	L	8-5
Southern Illinois	L	7-4
Missouri-St. Louis	W	15-2
Missouri-St. Louis	W	5-4
North Alabama	L	4-3
North Alabama	L	5-4
Southern Indiana	L	5-3

Southern Indiana	L	2-1
Missouri S&T	W	13-0
Missouri S&T	W	5-3
Missouri S&T	W	16-7
Lincoln	W	13-1
Lincoln	W	14-4
Pittsburgh State	L	3-2
Pittsburgh State	W	2-1
Pittsburgh State	W	5-1
Southern Illinois	L	5-4
Southwest Baptist	W	4-1
Murray State	L	3-2
Murray State	L	1-0
Southern Indiana	L	8-2
Missouri Southern	L	10-2
Missouri Southern	W	4-1
Missouri Southern	W	8-2
Arkansas State	W	6-5
Washburn	W	2-1
Missouri Southern	L	5-3
Washburn	L	6-5
Quincy	W	12-4
Quincy	L	5-2
McKendree	W	5-3
McKendree	W	3-2

NCAA Division I Era

1992

Overall: 22-27

OVC: 13-7

Arkansas State	L	9-1
Memphis	L	12-8
Memphis	L	11-3
UT Martin	L	9-7
Kansas	L	17-1
Kansas	L	14-3
Kansas	L	14-1
Columbus Coll.	L	2-0
Columbus Coll.	W	4-2
Columbus Coll.	L	10-2
William Jewell	W	6-4
Quincy	W	9-1
Middle Tennessee	L	10-1
Middle Tennessee	W	1-0
Northeastern Ill.	L	11-2
Northeastern Ill.	L	10-4
Austin Peay	W	3-1
Austin Peay	L	7-6
Austin Peay	L	13-11
UT Martin	L	5-4
McKendree	W	5-0
McKendree	W	8-1
Murray State	W	6-5
Murray State	L	4-2
Murray State	W	12-1
Arkansas State	W	11-7
Eastern Kentucky	L	6-3
Eastern Kentucky	W	9-0
Eastern Kentucky	L	8-4
Tennessee State	W	5-3
Tennessee State	W	7-1
Tennessee State	W	17-3
Missouri State	L	6-1
Missouri State	W	13-10
Morehead State	L	3-0
Morehead State	W	1-0
Morehead State	W	2-1
Southern Indiana	L	13-11
Southern Indiana	L	11-7
Tennessee Tech	W	11-3
Tennessee Tech	W	5-4
Tennessee Tech	W	7-6
Southern Illinois	W	6-5
Missouri	L	17-0
Missouri	L	16-0
Missouri	L	7-6

OVC Tournament

Austin Peay	W	3-1
Middle Tennessee	L	14-2
Austin Peay	L	6-4

1993

Overall: 13-27

OVC: 9-10

South Florida	L	6-3
South Florida	L	11-3
Long Island	L	8-4
South Florida	L	11-2
St. Joseph's (Pa.)	L	14-8
Southern Miss.	W	3-2
Southern Miss.	L	4-1
Morehead State	L	16-4
Morehead State	L	4-1
Morehead State	L	4-3
Murray State	L	4-2
Murray State	W	8-0
UT Martin	L	5-1
Tennessee Tech	L	5-1
Tennessee Tech	W	4-3
Tennessee Tech	L	3-1
Eastern Kentucky	L	5-4
Eastern Kentucky	L	11-5
Southern Indiana	L	9-8
Southern Indiana	L	3-0
Southern Illinois	L	9-8
Tennessee State	W	12-1
Tennessee State	W	10-2
Tennessee State	W	11-0
Arkansas State	W	12-4
Arkansas State	L	5-1
Southern Illinois	L	10-3
Austin Peay	W	6-5
Austin Peay	W	2-1
Austin Peay	W	1-0
UT Martin	W	12-5
Northeastern Ill.	L	3-1
Northeastern Ill.	W	4-1
Missouri State	L	5-4
Missouri State	L	6-1
Memphis	L	9-1
Mid. Tennessee St.	W	2-1
Mid. Tennessee St.	L	2-1
Mid. Tennessee St.	L	9-4
Memphis	L	4-1

1994

Overall: 23-27

OVC: 11-9

Memphis	L	6-4
Southern Miss.	L	13-5
Southern Miss.	L	12-4
Southern Miss.	W	9-8
Western Kentucky	L	5-2
Arkansas State	L	6-4
Kansas	L	19-5
Kansas	L	5-4
Kansas	L	7-1
Delaware St.	W	5-0
Mary. Eastern Shore	W	4-3
Florida State	L	15-3
Florida State	L	13-3
Florida A&M	W	14-5
Northeastern Ill.	L	2-1
Northeastern Ill.	W	3-0
Northeastern Ill.	L	12-10
Southern Indiana	W	6-5
Southern Indiana	W	6-4
Iowa	W	4-3
Iowa	W	2-1
Southern Illinois	W	4-2
Morehead State	W	4-1
Morehead State	W	9-7
Morehead State	L	7-6
Mid. Tennessee St.	W	11-4
Mid. Tennessee St.	L	8-6
Mid. Tennessee St.	W	3-2
Tennessee Tech	L	11-4
Tennessee Tech	W	5-2
Missouri State	L	3-1
Missouri State	L	5-1
Southern Illinois	W	11-9
UT Martin	L	3-1
UT Martin	W	5-3
UT Martin	W	10-5
Memphis	W	2-1
Austin Peay	L	7-6
Austin Peay	W	6-0
Austin Peay	L	6-5
Arkansas State	L	6-2
Saint Louis	L	7-3
Eastern Kentucky	W	3-0
Eastern Kentucky	L	6-2
Eastern Kentucky	L	10-6
Missouri State	L	8-6
Missouri State	L	7-0
Murray State	L	6-2
Murray State	W	2-1
Murray State	W	4-2

YEAR-BY-YEAR

Head Coach Mark Hogan

1995

Overall: 32-21

OVC: 14-6

Memphis	W	13-6
Western Kentucky	W	13-11
Missouri	W	5-4
Northern Iowa	W	9-7
Northern Iowa	W	10-7
Memphis	W	2-0
Illinois State	W	10-5
Illinois State	L	12-5
Illinois State	L	13-6
Southern Miss.	L	11-2
South Alabama	W	14-12
South Alabama	L	5-3
South Alabama	L	17-14
Eastern Illinois	L	3-2
Eastern Illinois	W	10-4
Eastern Illinois	W	6-5
Missouri	L	11-1
Missouri State	W	12-6
Missouri State	L	13-5
Middle Tennessee	L	5-0
Middle Tennessee	L	2-1
Middle Tennessee	L	6-4
Western Kentucky	L	10-4
Southern Illinois	W	17-2
Tennessee Tech	W	5-1
Tennessee Tech	W	6-1
Tennessee Tech	W	8-7
Arkansas State	L	9-5
Oral Roberts	L	8-5
Oral Roberts	W	5-3
UT Martin	W	9-4
UT Martin	W	14-12
UT Martin	W	15-8
Arkansas	L	10-6
Austin Peay	W	4-2
Austin Peay	L	6-5
Austin Peay	W	4-1
Northeastern Ill.	W	8-3
Northeastern Ill.	W	4-0
Saint Louis	L	3-2
Eastern Kentucky	L	2-0
Eastern Kentucky	W	9-4
Washington U.	W	10-2
Murray State	W	5-4
Murray State	L	3-0
Morehead State	W	4-3
Morehead State	W	5-2
Morehead State	W	9-8
Eastern Kentucky	W	7-4
Middle Tennessee	W	14-4
Middle Tennessee	L	6-5
Middle Tennessee	L	6-4

1996

Overall: 25-23-1

OVC: 11-8-1

Memphis	L	15-7
UALR	W	11-5
Northeastern Ill.	L	5-4
Northeastern Ill.	W	9-1
Northeastern Ill.	W	16-15
Northeastern Ill.	W	10-2
Tulane	W	9-8
Tulane	L	7-6
Tulane	L	14-9
South Alabama	L	10-0
South Alabama	W	6-5
Western Illinois	W	3-1
Western Illinois	W	8-5
Western Illinois	W	18-3
Mississippi	L	7-6
Tennessee Tech	L	6-1
Tennessee Tech	W	6-3
Tennessee Tech	L	4-0
Missouri	L	8-7
UT Martin	W	7-5
UT Martin	L	4-2
UT Martin	T	5-5
Arkansas	L	8-3
Austin Peay	W	13-0
Austin Peay	W	9-4
Austin Peay	L	7-1
Missouri	L	7-2
Missouri-St. Louis	L	7-6
Eastern Kentucky	W	6-5
Eastern Kentucky	L	4-0
Eastern Kentucky	W	4-1
Memphis	W	4-2
Arkansas State	L	9-7
Saint Louis	L	8-7
Murray State	L	6-0
Murray State	W	6-4
Murray State	W	12-1
Missouri Baptist	W	5-2
Memphis	L	7-6
Memphis	W	12-4
Morehead State	L	10-9
Morehead State	W	14-10
Morehead State	W	15-5
Louisville	W	16-8
Middle Tennessee	W	6-3
Middle Tennessee	L	12-2
Morehead State	W	9-1
Austin Peay	L	8-3
Morehead State	L	4-0

1997

Overall: 24-33

OVC: 11-13

Memphis	L	8-3
Memphis	L	7-5
Bradley	W	10-0
Bradley	W	3-2
Bradley	L	12-10
Mississippi St.	L	13-3
Mississippi St.	L	10-4
Northern Iowa	W	3-2
Northern Iowa	L	4-1
Missouri Baptist	L	4-2
Missouri State	L	10-5
Missouri State	L	4-1
Murray State	L	5-4
Murray State	W	3-2
Murray State	L	9-8
Wichita State	L	11-4
Wichita State	W	14-6
Tennessee Tech	L	6-3
Tennessee Tech	W	3-2
Tennessee Tech	L	10-2
Saint Louis	W	19-8
Eastern Kentucky	L	24-2
Eastern Kentucky	L	3-2
Eastern Kentucky	W	10-7
Oklahoma St.	L	9-7
Oklahoma St.	L	10-5
Eastern Illinois	W	11-10
Eastern Illinois	W	8-4
Eastern Illinois	W	6-5
Saint Louis	L	9-3
Austin Peay	W	10-7
Austin Peay	W	3-2
Austin Peay	W	7-4
Southern Illinois	W	9-4
Arkansas State	L	4-3
Oral Roberts	L	12-4
Oral Roberts	W	7-2
Oral Roberts	W	14-4
Memphis	L	5-3
Memphis	W	3-0
Middle Tennessee	L	12-3
Middle Tennessee	L	10-9
Middle Tennessee	L	12-6
UALR	W	10-7
Missouri	L	4-2
UT Martin	L	6-0
UT Martin	L	8-7
UT Martin	W	5-4
Missouri	L	11-10
Morehead State	L	5-2
Morehead State	L	9-7
Morehead State	W	10-8

OVC Tournament

Eastern Illinois	W	6-5
Middle Tennessee	W	4-0
Tennessee Tech	W	9-5
Tennessee Tech	L	10-8
Tennessee Tech	L	8-4

1998

Overall: 32-24

OVC: 15-9

Mississippi	L	7-4
Mississippi	L	4-3
Mississippi	L	15-9
Iowa State	W	10-2
Iowa State	W	7-0
Iowa State	L	6-5
Memphis	L	6-5
Southern Illinois	L	9-7
Bradley	W	9-2
Bradley	W	2-1
Southern Illinois	W	11-5
Murray State	W	9-5
Murray State	W	19-0
Murray State	L	12-3
Memphis	W	7-0
Tennessee Tech	L	2-1
Tennessee Tech	W	13-6
Tennessee Tech	L	7-2
Eastern Kentucky	W	3-2
Eastern Kentucky	W	7-1
Eastern Kentucky	L	8-4
Missouri-St. Louis	W	13-3
Missouri State	W	18-17
Missouri State	W	5-4
Eastern Illinois	L	6-4
Eastern Illinois	W	5-4
Eastern Illinois	L	4-3
McKendree	W	13-1
Missouri Baptist	W	8-0
Austin Peay	W	5-1
Austin Peay	W	1-0
Austin Peay	W	6-3
Arkansas State	L	5-4
Georgia Tech	L	13-2
Georgia Tech	L	14-4
Georgia Tech	L	6-5
Missouri	L	11-8
Middle Tennessee	W	10-9
Middle Tennessee	L	10-7
Middle Tennessee	W	8-4
Saint Louis	L	8-5
UALR	W	17-5
UT Martin	W	4-3
UT Martin	W	13-0
UT Martin	W	11-7
Missouri	L	12-6
Morehead State	L	2-1
Morehead State	W	6-1
Morehead State	L	4-3

OVC Tournament

Morehead State	W	10-9
Eastern Kentucky	W	12-8
Eastern Illinois	W	15-11

NCAA Regional

Southern	W	5-4
Southern	W	10-3
Wichita State	L	7-4
Georgia Tech	L	14-5

1999

Overall: 27-27

OVC: 15-8

Creighton	W	3-2
Creighton	L	3-2
Creighton	L	11-1
Mississippi	L	6-4
Mississippi	W	1-0
Northern Iowa	L	13-12
Northern Iowa	L	12-9
Northern Iowa	L	10-3
SIU-Edwardsville	L	4-2
Arkansas State	L	4-2
Northern Illinois	W	6-5
Northern Illinois	W	10-0
Northern Illinois	W	7-2
UT Martin	W	12-7
UT Martin	L	7-6
Missouri-St. Louis	L	12-1
Eastern Kentucky	W	1-0
Eastern Kentucky	W	11-4
Eastern Kentucky	L	12-5
Memphis	W	4-3
Eastern Illinois	W	7-2
Eastern Illinois	L	7-0
Eastern Illinois	W	5-2
Missouri State	L	10-2
Missouri State	L	8-1
Austin Peay	L	7-2
Austin Peay	L	8-6
UALR	W	15-3
Southern Illinois	L	6-5
Belmont	W	5-4
Belmont	W	9-4
Belmont	W	5-3
Missouri	L	8-4
Middle Tennessee	W	10-2
Middle Tennessee	W	4-0
Middle Tennessee	L	9-6
Saint Louis	L	9-7
Southern Illinois	L	14-11
UT Martin	W	11-2
UT Martin	W	6-0
UT Martin	W	11-2
Belmont	L	12-8
Morehead State	W	10-2
Morehead State	W	12-2
Morehead State	W	19-1
Murray State	L	9-3
Murray State	W	8-5
Murray State	L	8-4
Saint Louis	W	6-5
Tennessee Tech	L	2-0
Tennessee Tech	W	10-4
Tennessee Tech	W	14-6

OVC Tournament

Eastern Kentucky	L	13-6
Middle Tennessee	L	6-4

RESULTS

2000

Overall: 37-17

OVC: 17-6

Arkansas	L	4-3
Arkansas	L	3-1
Arkansas	W	8-7
Martin Methodist	W	3-2
Iowa State	W	11-4
Iowa State	W	4-0
Iowa State	W	4-3
Memphis	W	9-4
Missouri State	W	11-6
Missouri State	W	5-3
Mississippi	L	5-1
Mississippi	L	7-4
Missouri	W	14-8
UT Martin	W	13-4
UT Martin	W	6-0
Memphis	W	12-9
Eastern Illinois	L	2-1
Eastern Illinois	W	16-7
Westminster	W	15-1
Austin Peay	W	4-1
Austin Peay	W	10-3
Austin Peay	W	12-7
Belmont	L	3-1
Belmont	L	1-0
Southern Illinois	W	8-6
Middle Tennessee	W	3-2
Middle Tennessee	W	2-0
Middle Tennessee	L	8-5
Missouri Baptist	L	5-4
Saint Louis	L	5-4
UT Martin	W	8-7
UT Martin	W	8-5
UT Martin	W	16-0
Arkansas State	W	10-9
Southern Illinois	W	19-17
Morehead State	W	11-1
Morehead State	W	7-0
Morehead State	W	3-2
Arkansas State	W	7-4
Murray State	L	5-4
Murray State	W	4-1
Murray State	L	9-3
Saint Louis	L	10-9
Tennessee Tech	L	9-8
Tennessee Tech	W	8-5
Tennessee Tech	W	15-11
Missouri	W	9-6
Eastern Kentucky	W	10-4
Eastern Kentucky	W	6-5
Eastern Kentucky	L	11-4
Middle Tennessee	L	3-2
Austin Peay	W	13-0
Eastern Kentucky	W	15-5
Middle Tennessee	L	11-4

2001

Overall: 34-20

OVC: 15-6

Iowa State	W	5-4
Iowa State	W	3-2
Iowa State	W	3-0
Mississippi	L	1-0
Mississippi	L	14-3
Mississippi	W	5-2
Jackson State	W	13-4
South Alabama	L	2-1
South Alabama	L	6-1
Arkansas State	W	7-0
Harris-Stowe	W	7-0
Central Oklahoma	W	7-0
Oklahoma State	L	10-7
Princeton	L	12-4
Arkansas State	W	6-4
Morehead State	L	4-3
Morehead State	W	8-6
Morehead State	W	5-1
Lipscomb	L	3-2
Lipscomb	W	7-1
William Woods	W	24-3
Belmont	W	3-1
Belmont	W	11-10
Saint Louis	W	13-1
Saint Louis	W	10-6
Murray State	L	6-5
Murray State	W	3-2
Murray State	W	7-3
Missouri	L	7-4
Southern Illinois	W	11-5
Eastern Kentucky	W	8-2
Eastern Kentucky	W	7-0
Eastern Kentucky	L	9-2
Memphis	W	14-4
Memphis	L	13-5
UT Martin	W	7-0
UT Martin	W	18-9
UT Martin	L	8-6
Missouri	L	8-5
Southern Illinois	W	19-1
Missouri State	W	11-9
Austin Peay	W	1-0
Austin Peay	W	11-0
Austin Peay	W	4-3
Tennessee Tech	W	3-1
Tennessee Tech	W	7-3
Tennessee Tech	W	11-0
Memphis	L	2-1
Memphis	L	13-3
Eastern Illinois	W	6-2
Eastern Illinois	L	9-7
Eastern Illinois	L	12-5
OVC Tournament		
Austin Peay	L	9-4
Eastern Illinois	L	2-1

2002

Overall: 37-20

OVC: 16-5

Oklahoma	L	5-4
Oklahoma	L	10-1
Oklahoma	L	18-5
Wichita State	L	9-4
Wichita State	L	8-7
Arkansas State	W	2-1
Memphis	L	9-1
Memphis	W	7-4
Memphis	W	11-3
Evansville	L	7-5
Culver Stockton	W	4-3
Culver Stockton	W	13-5
Culver Stockton	W	13-10
Missouri State	L	5-3
Missouri State	L	11-9
Missouri State	L	9-3
Saint Louis	W	9-2
Murray State	W	7-2
Murray State	W	6-5
Murray State	L	8-4
Missouri	W	8-5
Southern Illinois	W	8-2
Eastern Kentucky	W	7-4
Eastern Kentucky	W	2-0
Eastern Kentucky	L	9-6
Arkansas State	L	6-1
Evansville	W	15-5
UT Martin	W	16-3
UT Martin	W	12-8
UT Martin	W	12-2
Southern Illinois	L	10-5
Lipscomb	W	3-1
Oklahoma State	W	5-3
Austin Peay	W	14-9
Austin Peay	W	8-6
Austin Peay	W	6-2
Saint Louis	W	5-4
Tennessee Tech	W	7-2
Tennessee Tech	L	9-2
Tennessee Tech	W	12-6
Missouri	W	5-2
Eastern Illinois	W	9-2
Eastern Illinois	W	7-1
Eastern Illinois	L	8-4
Arkansas	W	5-1
Arkansas	W	5-4
Morehead State	W	9-3
Morehead State	W	9-2
Morehead State	L	16-10
OVC Tournament		
Morehead State	W	9-6
Murray State	L	4-3
Austin Peay	W	7-5
Tennessee Tech	W	9-2
Tennessee Tech	W	13-1
NCAA Regional		
Alabama	W	7-4
Florida Atlantic	L	12-6
Alabama	L	7-4

2003

Overall: 31-20

OVC: 14-6

Alabama	W	8-7
Alabama	L	16-1
Alabama	L	9-4
Memphis	W	5-0
Memphis	L	6-1
Memphis	L	14-6
Arkansas State	L	7-3
Southern Miss.	W	9-2
Southern Miss.	L	7-5
Southern Miss.	L	14-2
Missouri	L	9-8
Saint Louis	W	9-4
Lipscomb	W	9-3
Lipscomb	W	6-5
Lincoln	W	17-0
Lincoln	W	7-2
Missouri Valley	W	5-0
Missouri Valley	W	4-3
Southern Illinois	W	7-5
Tennessee Tech	W	5-0
Tennessee Tech	W	6-5
Lipscomb	W	5-2
Lipscomb	W	6-2
Southern Illinois	W	4-3
Eastern Kentucky	W	15-5
Eastern Kentucky	L	10-9
Eastern Kentucky	L	8-5
Arkansas State	W	7-6
Middle Tennessee	L	11-9
Eastern Illinois	L	5-1
Eastern Illinois	L	5-4
Eastern Illinois	W	22-9
Kansas State	W	9-5
Austin Peay	W	9-3
Austin Peay	L	4-2
Austin Peay	W	8-6
Missouri	L	11-10
UT Martin	W	9-1
UT Martin	W	14-2
UT Martin	W	20-5
Missouri State	L	3-1
Missouri State	L	11-5
Morehead State	W	11-4
Morehead State	W	22-8
Morehead State	L	7-5
Murray State	W	13-8
Murray State	W	10-4
Murray State	W	6-0
OVC Tournament		
Eastern Kentucky	L	12-6
Austin Peay	W	4-0
Murray State	L	4-3

2004

Overall: 29-28

OVC: 15-11

Oklahoma	L	7-1
Oklahoma	L	11-5
Oklahoma	L	10-2
Arkansas State	W	12-9
Mississippi	L	8-1
Mississippi	L	15-6
Brescia U.	W	6-0
Brescia U.	W	8-0
Saint Louis	W	7-4
Alabama	L	10-1
Alabama	L	2-0
Alabama	L	20-0
Central Michigan	W	7-5
Central Michigan	W	7-2
Missouri State	W	5-2
Missouri State	W	8-2
Missouri State	L	6-2
Southern Illinois	L	6-5
Missouri	L	6-3
Murray State	W	19-5
Murray State	W	6-2
Murray State	L	16-3
Oklahoma State	L	10-8
Oklahoma State	W	4-2
Jacksonville State	L	12-2
Jacksonville State	W	10-3
Jacksonville State	L	15-14
Free-Hardeman	W	12-4
Samford	W	7-5
Samford	W	9-1
Samford	W	12-8
Saint Louis	L	6-4
Austin Peay	L	3-2
Austin Peay	L	15-4
Austin Peay	W	9-7
Southern Illinois	L	9-6
Eastern Illinois	L	6-5
Eastern Illinois	L	6-5
Eastern Illinois	W	4-3
Eastern Kentucky	L	11-4
Eastern Kentucky	L	3-0
Morehead State	W	10-5
Morehead State	W	3-1
Morehead State	W	17-10
Arkansas State	W	6-4
Tennessee Tech	W	5-3
Tennessee Tech	W	3-2
Tennessee Tech	L	11-4
Missouri	L	12-11
UT Martin	W	9-2
UT Martin	W	12-4
UT Martin	L	17-16
OVC Tournament		
Eastern Illinois	L	18-9
Austin Peay	W	6-1
Eastern Kentucky	W	9-7
Jacksonville State	W	7-6
Jacksonville State	L	5-1

YEAR-BY-YEAR

2005

Overall: 24-32

OVC: 15-12

Tulane	L	9-0
Tulane	L	6-3
Tulane	L	9-3
Southeastern La.	W	5-2
Southeastern La.	L	6-2
Southeastern La.	W	14-7
Saint Louis	W	8-3
Bradley	L	1-0
Bradley	L	6-1
Bradley	L	8-3
South Dakota State	W	7-2
Southern Illinois	W	7-3
Freed-Hardeman	W	8-1
Mississippi	L	6-5
Mississippi	L	3-0
Central Michigan	L	4-2
Central Michigan	W	4-3
Central Michigan	L	5-3
Murray State	L	7-6
Murray State	W	15-10
Murray State	L	7-6
Arkansas State	L	9-0
Jacksonville State	L	6-3
Jacksonville State	W	3-0
Jacksonville State	L	8-7
Saint Louis	W	3-2
Missouri	W	8-5
Samford	L	13-5
Samford	W	3-1
Samford	L	4-2
Missouri	L	10-2
Austin Peay	W	6-4
Austin Peay	L	5-3
Austin Peay	L	11-2
Arkansas State	L	3-2
Eastern Illinois	W	9-4
Eastern Illinois	W	7-2
Eastern Illinois	W	5-3
Southern Illinois	L	7-3
Eastern Kentucky	L	3-2
Eastern Kentucky	L	12-11
Eastern Kentucky	L	3-1
Evansville	L	13-6
Morehead State	W	8-7
Morehead State	L	3-0
Morehead State	W	16-4
Tennessee Tech	W	20-10
Tennessee Tech	W	10-1
Tennessee Tech	W	16-12
Missouri State	L	10-2
Missouri State	L	11-6
UT Martin	W	6-4
UT Martin	W	4-2
UT Martin	W	4-3
OVC Tournament		
Murray State	L	4-3
Morehead State	L	6-1

2006

Overall: 23-33

OVC: 11-16

Arkansas State	L	4-3
McNeese State	W	8-1
McNeese State	L	7-6
McNeese State	L	10-0
Jackson State	W	7-5
Jackson State	W	8-7
Jackson State	W	9-6
Evansville	L	7-6
Southeastern La.	L	8-0
Indiana State	L	8-1
Indiana State	L	10-6
South Dakota State	W	5-1
South Dakota State	W	6-5
South Dakota State	L	8-5
Memphis	L	5-1
Memphis	L	15-1
Missouri State	L	5-2
UT Martin	L	3-2
UT Martin	L	2-1
UT Martin	L	1-0
Missouri	W	3-2
Murray State	W	1-0
Murray State	W	5-0
Murray State	W	7-0
Saint Louis	L	11-10
Southern Illinois	W	13-11
Jacksonville State	L	9-3
Jacksonville State	W	8-6
Jacksonville State	L	21-7
Southern Illinois	L	8-5
Missouri	W	9-5
Samford	L	6-5
Samford	W	7-4
Samford	L	8-6
Austin Peay	L	7-4
Austin Peay	W	8-4
Austin Peay	L	7-2
Kansas	L	6-0
Missouri	L	14-3
Eastern Illinois	L	7-6
Eastern Illinois	L	5-1
Eastern Illinois	W	4-3
Eastern Kentucky	W	11-2
Eastern Kentucky	L	8-3
Eastern Kentucky	L	6-5
Morehead State	L	7-4
Morehead State	L	4-0
Morehead State	W	13-7
Saint Louis	W	7-6
Tennessee Tech	W	10-5
Tennessee Tech	L	9-5
Tennessee Tech	W	21-10
OVC Tournament		
Eastern Illinois	W	7-6
Samford	L	11-5
Austin Peay	W	10-9
Eastern Kentucky	L	14-10

2007

Overall: 32-24

OVC: 16-10

Jackson State	W	7-4
Jackson State	W	2-0
Jackson State	L	12-10
South Dakota State	L	5-2
South Dakota State	W	7-4
South Dakota State	W	1-0
Cleveland State	W	3-1
Cleveland State	W	5-1
Arkansas State	L	6-5
Saint Louis	W	5-2
Illinois State	L	8-5
Illinois State	L	8-2
Illinois State	L	5-4
Bethel Coll.	W	4-2
Ark.-Pine Bluff	W	5-0
Ark.-Pine Bluff	W	8-3
Ark.-Pine Bluff	W	19-0
Central Arkansas	W	12-5
Central Arkansas	L	13-11
UT Martin	W	7-6
UT Martin	W	7-5
UT Martin	W	18-8
Freed-Hardeman	W	5-0
Freed-Hardeman	W	27-16
Murray State	W	6-5
Murray State	W	17-3
Murray State	L	6-5
Missouri State	L	16-3
Missouri State	L	9-5
Jacksonville State	L	4-3
Jacksonville State	W	5-3
Jacksonville State	W	3-2
Southern Illinois	L	7-2
Samford	W	4-0
Samford	W	9-0
Samford	L	2-1
Southern Illinois	W	9-7
Austin Peay	L	4-2
Austin Peay	L	4-0
Austin Peay	W	16-14
Memphis	L	12-6
Memphis	L	19-8
Eastern Illinois	W	10-5
Eastern Illinois	L	14-4
Eastern Illinois	W	10-4
Eastern Kentucky	W	1-0
Eastern Kentucky	L	2-1
Morehead State	W	4-3
Morehead State	W	3-2
Morehead State	L	9-8
Tennessee Tech	L	6-5
Tennessee Tech	W	9-2
Tennessee Tech	L	9-6
OVC Tournament		
Murray State	W	10-7
Jacksonville State	L	15-2
Samford	L	5-1

2008

Overall: 26-26

OVC: 12-13

Ark.-Pine Bluff	L	4-2
Ark.-Pine Bluff	W	13-2
Ark.-Pine Bluff	W	15-3
Northern Colorado	L	4-1
Northern Colorado	L	4-2
Northern Colorado	L	7-3
Northern Colorado	W	14-13
Lyon	W	6-0
Saint Louis	L	9-5
Memphis	W	9-8
Memphis	W	6-5
Memphis	L	2-0
Tennessee Tech	W	16-3
Tennessee Tech	L	8-3
Tennessee Tech	W	7-3
Missouri State	W	6-2
Missouri State	L	7-6
UT Martin	W	19-6
Vanderbilt	W	12-8
Evansville	L	8-7
Murray State	L	5-3
Murray State	W	3-2
Murray State	W	9-8
Southern Illinois	W	11-4
Arkansas State	L	8-3
Jacksonville State	L	16-6
Jacksonville State	L	4-3
Jacksonville State	L	10-7
Southern Illinois	L	5-4
Samford	L	11-6
Samford	W	11-10
Samford	W	7-6
Arkansas State	W	12-3
Austin Peay	L	6-5
Austin Peay	L	7-6
Austin Peay	W	10-9
Eastern Illinois	W	16-7
Eastern Illinois	L	15-3
Eastern Illinois	L	6-5
Eastern Kentucky	W	5-4
Eastern Kentucky	L	3-1
Eastern Kentucky	W	8-7
Central Arkansas	W	12-4
Central Arkansas	L	12-2
Morehead State	L	10-8
Morehead State	W	9-6
Morehead State	L	13-12
OVC Tournament		
Austin Peay	W	5-2
Jacksonville State	L	7-6
Tennessee Tech	W	8-4
Jacksonville State	W	6-4
Eastern Illinois	L	7-4

2009

Overall: 26-25

OVC: 12-11

Alabama	L	5-1
Alabama	W	8-3
Alabama	W	8-4
Lyon	W	11-6
Purdue	W	13-10
Purdue	L	9-2
Saint Louis	W	6-5
St. Catharine	L	11-9
Northern Iowa	L	3-1
Northern Iowa	W	20-8
Northern Iowa	W	7-6
Northern Iowa	L	11-5
Northern Illinois	W	8-6
Northern Illinois	W	15-5
Northern Illinois	W	11-10
Northern Illinois	L	17-10
Missouri State	L	13-2
Missouri State	L	16-3
Tennessee Tech	W	14-2
Tennessee Tech	W	4-3
Tennessee Tech	W	7-4
UT Martin	W	6-5
UT Martin	W	9-7
UT Martin	W	12-8
Arkansas State	L	12-1
Jacksonville State	W	18-4
Jacksonville State	L	8-7
Jacksonville State	W	7-4
Southern Illinois	L	7-0
Murray State	L	25-2
Murray State	L	3-1
Murray State	W	9-6
Southern Illinois	L	4-2
SIU Edwardsville	W	9-5
SIU Edwardsville	W	9-2
SIU Edwardsville	W	9-4
Evansville	W	9-4
Arkansas State	L	17-11
Austin Peay	W	12-9
Austin Peay	L	9-5
Austin Peay	W	13-3
Eastern Illinois	L	8-7
Eastern Illinois	L	8-7
Eastern Kentucky	L	14-13
Eastern Kentucky	W	12-2
Eastern Kentucky	L	11-10
Morehead State	L	12-10
Morehead State	L	10-3
Morehead State	L	9-6
OVC Tournament		
Tennessee Tech	L	9-5
Morehead State	L	7-5

RESULTS

2010 Overall: 30-25 OVC: 13-9

Auburn	W	13-8
Auburn	L	9-8
Auburn	L	6-1
Fort Wayne	W	5-0
Fort Wayne	W	3-2
Fort Wayne	W	6-5
Saint Louis	L	10-6
Michigan State	L	8-7
Mississippi State	L	3-2
Mississippi State	L	10-7
Michigan State	L	9-0
Missouri State	W	12-11
North Dakota	W	15-4
North Dakota	L	6-5
North Dakota	W	14-4
Freed-Hardeman	W	13-1
Valparaiso	W	17-4
Valparaiso	W	5-3
Valparaiso	W	8-7
Saint Louis	W	8-4
Arkansas State	W	6-4
Morehead State	W	23-10
Morehead State	L	12-11
Morehead State	W	15-7
Eastern Kentucky	W	17-9
Eastern Kentucky	W	7-4
Eastern Kentucky	W	8-7
Southern Illinois	L	16-11
Tennessee Tech	W	11-9
Tennessee Tech	W	4-3
Tennessee Tech	L	12-8
Arkansas State	L	9-6
UT Martin	L	12-4
UT Martin	L	6-3
UT Martin	W	15-1
Southern Illinois	W	13-1
Harris-Stowe	W	10-2
Jacksonville State	W	10-5
Jacksonville State	W	6-5
Central Arkansas	L	8-7
Central Arkansas	W	13-11
Murray State	L	5-3
Murray State	L	13-9
Mid-Continent	W	16-12
Nebraska	L	6-2
Nebraska	L	20-6
Nebraska	L	10-3
Austin Peay	L	8-4
Austin Peay	W	2-1
Austin Peay	W	10-3
Eastern Illinois	L	7-5
Eastern Illinois	L	8-5
Eastern Illinois	W	10-0
OVC Tournament		
Eastern Illinois	L	10-5
Murray State	L	13-9

2011 Overall: 34-22 OVC: 14-8

La.-Laffayette	W	4-2
La.-Laffayette	W	9-1
La.-Laffayette	L	2-4
Harris-Stowe	W	3-0
Ball State	W	12-7
Ball State	L	2-6
Ball State	W	22-8
Central Arkansas	W	6-5
Central Arkansas	W	10-3
Troy	L	0-9
Troy	L	1-2
Troy	L	2-7
North Dakota	L	6-8
North Dakota	W	13-6
North Dakota	W	15-0
Missouri State	W	8-7
Missouri State	L	1-2
Wright State	L	5-6
Wright State	W	5-1
Wright State	L	3-5
Saint Louis	L	8-14
Morehead State	W	3-2
Morehead State	L	4-14
Mid-Continent	W	2-0
Eastern Kentucky	W	7-6
Eastern Kentucky	W	13-6
Eastern Kentucky	L	5-11
Arkansas State	W	8-5
Tennessee Tech	L	5-9
Tennessee Tech	L	4-5
Tennessee Tech	W	13-8
Southern Illinois	W	14-8
Saint Louis	W	6-4
UT Martin	W	8-2
UT Martin	W	8-2
UT Martin	W	8-4
Arkansas State	W	13-7
Jacksonville State	W	9-8
Jacksonville State	L	2-5
Southern Illinois	W	11-4
Murray State	W	5-4
Murray State	W	17-7
Murray State	L	2-6
Arkansas	L	0-10
Arkansas	W	6-5
Austin Peay	W	3-2
Austin Peay	L	5-6
Austin Peay	L	5-7
Ole Miss	L	6-10
Eastern Illinois	W	9-5
Eastern Illinois	W	9-6
Eastern Illinois	W	8-7
OVC Tournament		
Jacksonville State	L	2-8
UT Martin	W	12-7
Tennessee Tech	W	6-1
Jacksonville State	L	12-15

2012 Overall: 23-36 OVC: 12-15

Dallas Baptist	L	2-3
Dallas Baptist	L	6-7
Dallas Baptist	L	1-3
Harris-Stowe	W	8-6
Fort Wayne	W	7-1
Fort Wayne	L	4-6
Fort Wayne	W	26-7
Hannibal-LaGrange	W	13-6
Hannibal-LaGrange	W	6-5
Illinois State	L	3-11
Illinois State	L	2-8
Illinois State	L	4-14
Saint Louis	L	11-22
Wright State	W	10-7
Wright State	L	0-2
Wright State	L	5-6
UALR	W	10-7
UALR	L	2-16
New Mexico State	L	1-9
New Mexico State	L	7-23
New Mexico State	L	6-8
Missouri State	L	1-8
Austin Peay	L	5-8
Austin Peay	L	2-5
Austin Peay	L	7-11
Arkansas State	L	5-10
Eastern Illinois	L	1-5
Eastern Illinois	W	12-5
Eastern Illinois	L	0-10
Mid-Continent	L	9-10
Eastern Kentucky	L	1-9
Eastern Kentucky	L	6-9
Eastern Kentucky	W	9-7
Southern Illinois	W	4-1
Morehead State	L	2-7
Morehead State	W	9-4
Morehead State	L	14-16
Arkansas State	W	5-3
Tennessee Tech	W	9-6
Tennessee Tech	L	3-8
Tennessee Tech	W	3-1
Southern Illinois	L	5-9
UT Martin	L	4-5
UT Martin	W	13-1
UT Martin	W	14-2
Saint Louis	L	0-4
Jacksonville State	W	5-3
Jacksonville State	L	3-4
Jacksonville State	L	7-8
Murray State	W	7-1
Murray State	L	2-7
Murray State	W	9-8
SIU Edwardsville	W	9-4
SIU Edwardsville	W	11-4
SIU Edwardsville	L	7-24
OVC Tournament		
Jacksonville State	W	4-1
Austin Peay	W	4-3
Eastern Illinois	L	6-7
Austin Peay	L	6-10

Head Coach Steve Bieser

2013 Overall: 26-33 OVC: 13-17

New Orleans	W	7-4
New Orleans	W	6-1
New Orleans	W	11-2
Harris-Stowe	W	12-1
Mid-Continent	W	9-1
North Dakota State	L	2-7
North Dakota State	L	6-9
North Dakota State	W	13-7
Saint Louis	L	4-8
Oral Roberts	L	1-3
Oral Roberts	L	3-4
Oral Roberts	W	6-5
UALR	L	2-3
UALR	W	4-3
Belmont	W	1-0
Belmont	L	6-11
Belmont	L	2-6
Creighton	L	2-17
Eastern Kentucky	W	8-6
Eastern Kentucky	W	5-3
Eastern Kentucky	L	1-7
Saint Louis	L	6-7
Morehead State	L	2-4
Morehead State	W	10-5
Morehead State	L	8-11
Missouri State	L	4-11
UT Martin	W	8-5
UT Martin	W	9-6
UT Martin	W	7-2
Arkansas State	L	8-9
SIUE	L	0-4
SIUE	W	8-4
SIUE	W	13-11
Southern Illinois	L	3-25
Austin Peay	L	4-9
Austin Peay	W	5-3
Austin Peay	W	14-8
Arkansas State	L	4-5
Eastern Illinois	L	2-4
Eastern Illinois	W	25-6
Eastern Illinois	L	3-13
Southern Illinois	L	2-3
Jacksonville State	L	8-9
Jacksonville State	L	3-4
Jacksonville State	L	2-5
Missouri	W	9-7
Murray State	L	0-4
Murray State	L	4-5
Murray State	W	7-4
Tennessee Tech	L	1-16
Tennessee Tech	L	6-11
Tennessee Tech	L	1-5
Memphis	L	6-8
Memphis	W	3-2
Memphis	W	9-4
OVC Tournament		
Belmont	W	9-6
Tennessee Tech	L	1-5
Belmont	W	2-1
Eastern Kentucky	L	9-12

2014 Overall: 37-20 OVC: 23-7

Oral Roberts	W	10-4
Oral Roberts	W	7-5
Oral Roberts	L	2-6
UALR	L	0-1
Harris-Stowe	W	6-4
Fort Wayne	W	18-0
Fort Wayne	W	7-6
Fort Wayne	W	6-4
Arkansas State	L	4-8
Memphis	L	4-8
Memphis	L	5-9
Memphis	L	2-3
Belmont	W	11-1
Belmont	W	6-3
Belmont	W	7-0
Missouri State	W	6-5
Eastern Kentucky	W	15-8
Eastern Kentucky	W	13-11
Eastern Kentucky	W	9-4
Saint Louis	L	8-11
Morehead State	L	8-9
Morehead State	L	1-6
Morehead State	W	7-1
Mississippi State	L	2-3
UT Martin	W	13-0
UT Martin	W	9-3
UT Martin	W	11-1
Arkansas State	W	7-0
SIUE	W	8-7
SIUE	W	8-7
SIUE	W	12-1
Southern Illinois	W	5-4
Austin Peay	L	4-22
Austin Peay	W	10-9
Austin Peay	W	19-7
Saint Louis	W	6-2
Eastern Illinois	W	7-5
Eastern Illinois	W	11-7
Eastern Illinois	L	3-10
Southern Illinois	L	2-5
Jacksonville State	W	11-6
Jacksonville State	W	1-0
Jacksonville State	L	3-5
Missouri	L	5-6
Murray State	W	6-5
Murray State	W	8-6
Murray State	L	6-11
Tennessee Tech	W	12-8
Tennessee Tech	W	9-8
Tennessee Tech	L	10-21
Vanderbilt	L	4-10
Fort Wayne	W	6-3
Fort Wayne	W	9-7
Fort Wayne	W	8-6
OVC Tournament		
Eastern Illinois	W	8-6
Tennessee Tech	L	2-9
Jacksonville State	L	2-6



YEAR-BY-YEAR RESULTS

2015

Overall: 36-23

OVC: 22-8

Bowling Green	L	6-7
Bowling Green	W	6-5
Bowling Green	W	5-1
Alcorn State	W	13-6
Illinois State	L	3-7
Illinois State	L	3-8
Illinois State	L	5-6
Bradley	L	3-6
Bradley	W	7-2
Bradley	L	0-5
Eastern Kentucky	L	1-5
Eastern Kentucky	W	12-6
Eastern Kentucky	W	13-1
Saint Louis	W	9-7
Morehead State	W	8-6
Morehead State	L	7-11
Morehead State	W	14-6
Arkansas	L	3-4
Arkansas	W	12-11
UT Martin	W	16-2
UT Martin	W	13-0
UT Martin	W	5-4
Saint Louis	W	13-1
Arkansas State	W	6-5
SIUE	L	4-8
SIUE	W	10-0
SIUE	W	22-8
Arkansas State	L	10-12
Austin Peay	L	1-5
Austin Peay	W	3-2
Austin Peay	W	12-11
Missouri State	L	1-2
Eastern Illinois	W	21-1
Eastern Illinois	L	5-9
Eastern Illinois	W	5-0
Southern Illinois	W	7-4
Jacksonville State	W	5-4
Jacksonville State	W	9-5
Jacksonville State	W	6-3
Southern Illinois	L	2-6
Murray State	W	10-3
Murray State	W	17-12
Murray State	W	10-2
Missouri S&T	W	11-10
Tennessee Tech	W	9-1
Tennessee Tech	L	5-11
Tennessee Tech	L	10-11
Missouri	W	8-5
Indiana State	L	7-8
Indiana State	L	3-4
Indiana State	L	7-8
Belmont	W	12-0
Belmont	L	5-11
Belmont	W	13-7

OVC Tournament

Belmont	L	2-7
Jacksonville State	W	12-4
Tennessee Tech	W	14-1
Belmont	W	9-4
Morehead State	L	3-16

2016

Overall: 39-21

OVC: 22-8

at Lamar	L	1-2
at Lamar	L	1-2
at Lamar	L	2-5
at Alcorn State	W	17-4
at Ark.-Pine Bluff	W	10-0
at Ark.-Pine Bluff	W	9-2
at Ark.-Pine Bluff	W	8-2
at Southern Illinois	L	5-6
Central Arkansas	W	6-0
Central Arkansas	L	0-1
Central Arkansas	W	6-2
at Ole Miss	L	2-10
at Ole Miss	L	4-6
at Eastern Kentucky	W	2-1
at Eastern Kentucky	W	7-3
at Eastern Kentucky	W	4-1
at Missouri	W	7-2
at Missouri	L	6-13
Morehead State	W	5-1
Morehead State	W	5-4
Morehead State	W	6-5
Harris-Stowe	W	18-10
at UT Martin	W	19-6
at UT Martin	W	15-6
at UT Martin	W	26-2
SIUE	W	9-5
SIUE	W	4-0
SIUE	W	20-11
Arkansas State	W	4-2
at Austin Peay	L	1-6
at Austin Peay	L	6-8
at Austin Peay	W	7-3
at Arkansas State	W	13-8
Eastern Illinois	W	15-1
Eastern Illinois	W	12-11
Eastern Illinois	W	20-7
at Saint Louis	W	10-3
at Jacksonville State	L	2-6
at Jacksonville State	W	13-6
at Jacksonville State	W	11-2
Murray State	W	10-3
Murray State	L	3-4
Murray State	W	7-4
Saint Louis	L	8-12
at Tennessee Tech	L	2-7
at Tennessee Tech	L	3-4
at Tennessee Tech	W	7-1
Stephen F. Austin	L	2-3
Stephen F. Austin	W	15-6
Stephen F. Austin	W	9-5
Belmont	W	9-2
Belmont	L	3-4
Belmont	L	5-6

OVC Tournament

Morehead State	W	3-0
Jacksonville State	L	7-11
Austin Peay	W	10-4
Jacksonville State	W	10-7
Jacksonville State	W	14-8

NCAA Starkville Regional

Mississippi State	L	5-9
Louisiana Tech	L	4-9

Head Coach Andy Sawyers

2017

Overall: 29-26

OVC: 16-14

vs. UT Arlington	W	4-3
at Stephen F. Austin	L	2-3
vs. UT Arlington	L	3-5
at Stephen F. Austin	W	3-1
Western Illinois	W	22-2
Western Illinois	W	5-4
Western Illinois	W	5-1
Purdue	L	0-4
Purdue	L	5-13
Purdue	W	17-7
at Morehead State	L	9-12
at Morehead State	L	5-17
at Morehead State	L	2-3
Missouri State	W	5-4
UT Martin	W	14-1
UT Martin	W	5-4
UT Martin	W	13-4
at Central Arkansas	L	4-5
at SIU Edwardsville	W	8-3
at SIU Edwardsville	L	10-15
at SIU Edwardsville	L	5-7
at #23 Missouri	W	6-5
Austin Peay	W	5-3
Austin Peay	W	10-0
Austin Peay	L	7-11
at Arkansas State	L	1-10
Arkansas State	W	10-4
at Eastern Illinois	W	7-3
at Eastern Illinois	L	4-5
at Eastern Illinois	W	7-6
at Southern Illinois	L	2-4
Jacksonville State	W	7-6
Jacksonville State	W	1-0
Jacksonville State	L	7-17
Saint Louis	W	13-2
at Murray State	L	7-9
at Murray State	W	4-3
at Murray State	L	1-11
Southern Illinois	L	5-7
Tennessee Tech	L	4-8
Tennessee Tech	L	8-9
Tennessee Tech	W	11-9
at Saint Louis	L	5-6
at Western Michigan	W	12-6
at Western Michigan	W	8-5
at Western Michigan	L	6-8
at Belmont	W	4-1
at Belmont	L	5-6
at Belmont	L	10-11
Eastern Kentucky	W	14-6
Eastern Kentucky	W	8-4
Eastern Kentucky	W	16-3

OVC Tournament

vs. Jacksonville State	W	13-10
vs. Tennessee Tech	L	9-14
vs. Murray State	L	5-8

2018

Overall: 27-30

OVC: 20-10

at College of Charleston	L	3-6
at College of Charleston	L	0-6
at College of Charleston	L	4-5
at Arkansas State	L	6-7
Bowling Green	L	7-9
Bowling Green	W	8-4
Bowling Green	L	2-5
Bowling Green	W	9-7
at Memphis	L	2-3
South Dakota State	W	12-8
South Dakota State	L	4-7
South Dakota State	L	5-6
Southern Illinois	L	0-5
Morehead State	W	5-4
Morehead State	W	10-3
Morehead State	L	4-8
at Central Arkansas	L	3-7
at Central Arkansas	L	4-5
at Central Arkansas	L	4-5
at UT Martin	L	7-8
at UT Martin	W	17-1
at UT Martin	W	8-7
at Missouri State	L	5-10
SIUE	W	11-6
SIUE	W	7-0
SIUE	W	11-10
at Austin Peay	L	5-6
at Austin Peay	L	6-7
at Austin Peay	W	20-4
Saint Louis	W	4-2
Eastern Illinois	L	3-5
Eastern Illinois	W	3-1
Eastern Illinois	W	13-1
McKendree	W	15-0
at Jacksonville State	L	0-7
at Jacksonville State	L	6-7 ^(11 inn.)
at Jacksonville State	W	4-1
Saint Louis	W	10-8
Murray State	W	7-4
Murray State	W	8-6
Murray State	W	7-5
at Southern Illinois	L	0-2
at Tennessee Tech	L	6-7
at Tennessee Tech	L	2-6
at Tennessee Tech	W	10-6
at Saint Louis	L	2-5
at Lipscomb	L	6-7
at Lipscomb	L	7-8
Belmont	W	9-8
Belmont	W	9-8
Belmont	L	6-10
at Georgia Tech	L	5-8
at Eastern Kentucky	W	7-2
at Eastern Kentucky	W	7-6
at Eastern Kentucky	W	10-9

OVC Tournament

vs. Murray State	W	5-2
vs. Morehead State	L	9-18
vs. Jacksonville State	L	0-11

2019

Overall: 23-32

OVC: 10-20

Western Michigan	W	5-1
Western Michigan	W	8-4
Western Michigan	W	9-8
Harris-Stowe	W	13-0
Western Illinois	L	2-9
Western Illinois	W	14-2
Western Illinois	L	2-5
@ #1 Vanderbilt	L	3-11
Purdue-Fort Wayne	W	12-4
Purdue-Fort Wayne	W	10-1
Purdue-Fort Wayne	W	14-1
Southern Illinois	W	11-9
UT Martin	W	4-1
UT Martin	L	0-3
UT Martin	L	0-1
Illinois State	L	6-18
@ Southern Illinois	L	1-4
@ SIU Edwardsville	W	8-6
@ SIU Edwardsville	L	3-9
@ SIU Edwardsville	L	2-3
Memphis	W	7-6
Austin Peay	L	2-4
Austin Peay	W	7-4
Austin Peay	L	2-10
Arkansas State	L	2-11
@ Eastern Illinois	W	10-9
@ Eastern Illinois	L	0-1
@ Eastern Illinois	L	6-9
Missouri State	L	2-8
Jacksonville State	L	3-4
Jacksonville State	W	9-8
Jacksonville State	L	7-8
@ Saint Louis	L	6-15
@ Murray State	L	5-9
@ Murray State	W	4-2
@ Murray State	L	5-6
@ Arkansas State	L	4-8
Tennessee Tech	L	3-9
Tennessee Tech	L	8-13
Tennessee Tech	W	9-4
Saint Louis	W	8-4
McKendree	W	4-1
@ Purdue	L	3-8
@ Purdue	W	3-2
@ Purdue	L	2-6
@ Missouri	L	6-21
@ Belmont	L	7-8
@ Belmont	W	10-6
@ Belmont	W	3-1
Eastern Kentucky	W	3-2
Eastern Kentucky	L	5-7
Eastern Kentucky	L	3-6
@ Morehead State	L	9-13
@ Morehead State	L	3-8
@ Morehead State	L	7-8

OVC TOURNAMENT HISTORY

OVC Tournament Appearances

1992.....	1-2
1995.....	2-2 (2 nd)
1996.....	1-2
1997.....	3-2 (2 nd)
1998.....	3-0 (1 st)
1999.....	0-2
2000.....	2-2 (2 nd)
2001.....	0-2
2002.....	4-1 (1 st)
2003.....	1-2
2004.....	3-2 (2 nd)
2005.....	0-2
2006.....	2-2
2007.....	1-2
2008.....	3-2 (2 nd)
2009.....	0-2
2010.....	0-2
2011.....	2-2
2012.....	2-2
2013.....	2-2
2014.....	1-2
2015.....	3-2 (2 nd)
2016.....	4-1 (1 st)
2017.....	1-2
2018.....	1-2
Overall Record.....	42-46

OVC Tournament Record vs.

Austin Peay.....	9-4
Belmont.....	3-1
Eastern Illinois.....	4-5
Eastern Kentucky.....	4-4
Jacksonville State.....	7-8
Middle Tennessee.....	2-6
Murray State.....	2-5
Morehead State.....	4-5
Samford.....	0-2
Tennessee Tech.....	6-6
UT Martin.....	1-0

OVC Tournament Record by Seed

No. 1.....	12-6
No. 2.....	5-8
No. 3.....	1-2
No. 4.....	0-4
No. 5.....	4-6
No. 6.....	9-8

*Seedings began in 2000

OVC Regular Season Titles

Eastern Kentucky.....	16
Middle Tennessee.....	13
Murray State.....	11
Austin Peay.....	9
Tennessee Tech.....	9
Morehead State.....	8
Western Kentucky.....	5
Eastern Illinois.....	4
Southeast Missouri.....	4
Jacksonville State.....	3
East Tennessee.....	1
Samford.....	1

OVC Tournament Titles

Middle Tennessee.....	10
Austin Peay.....	6
Eastern Kentucky.....	4
Jacksonville State.....	5
Tennessee Tech.....	4
Morehead State.....	4
Southeast Missouri.....	3
Eastern Illinois.....	2
Murray State.....	2
Western Kentucky.....	1

Year-by-Year OVC Tournament Champions

1962.....	Eastern Kentucky
1964.....	Murray State
1965.....	Murray State
1966.....	Eastern Kentucky
1967.....	Eastern Kentucky
1968.....	Middle Tennessee
1969.....	Morehead State
1970.....	Murray State
1971.....	Austin Peay
1973.....	Morehead State
1974.....	Murray State
1975.....	Murray State
1976.....	Middle Tennessee
1977.....	Morehead State
1978.....	East Tennessee
1979.....	Murray State
1980.....	Western Kentucky
1981.....	Middle Tennessee
1982.....	Middle Tennessee
1983.....	Morehead State
1984.....	Eastern Kentucky
1985.....	Eastern Kentucky
1986.....	Eastern Kentucky
1987.....	Middle Tennessee

1988.....	Middle Tennessee
1989.....	Eastern Kentucky
1990.....	Middle Tennessee
1991.....	Middle Tennessee
1992.....	Middle Tennessee
1993.....	Morehead State
1994.....	Middle Tennessee
1995.....	Middle Tennessee
1996.....	Austin Peay
1997.....	Tennessee Tech
1998.....	Southeast Missouri
1999.....	Eastern Illinois
2000.....	Middle Tennessee
2001.....	Tennessee Tech
2002.....	Southeast Missouri
2003.....	Murray State
2004.....	Jacksonville State
2005.....	Austin Peay
2006.....	Jacksonville State
2007.....	Austin Peay
2008.....	Eastern Illinois
2009.....	Tennessee Tech
2010.....	Jacksonville State
2011.....	Austin Peay
2012.....	Austin Peay
2013.....	Austin Peay
2014.....	Jacksonville State
2015.....	Morehead State
2016.....	Southeast Missouri
2017.....	Tennessee Tech
2018.....	Morehead State
2019.....	Jacksonville State



HONORS &

OVC Regular-Season Titles

Year	Coach
2002	Mark Hogan
2014	Steve Bieser
2015	Steve Bieser
2016	Steve Bieser

OVC Tournament Titles

Year	Coach
1998	Mark Hogan
2002	Mark Hogan
2016	Steve Bieser

OVC Coach of the Year

2002	Mark Hogan
2014	Steve Bieser
2016	Steve Bieser

OVC Player of the Year

1995	Rex Crosnoe
2000	Jeremy Johnson
2001	Clemente Bonilla
2011	Trenton Moses
2012	Trenton Moses
2014	Matt Tellor

OVC Pitcher of the Year

1995	David Michel
1998	Ryan Spille
2001	Todd Pennington
2002	Brad Purcell
2003	Tim Alvarez
2014	Travis Hayes
2015	Joey Lucchesi
2016	Joey Lucchesi

OVC Rookie of the Year

2000	Jeffrey Hilz
2003	Justin Christian
2007	Jim Klocke
2010	Shae Simmons

First-Team All-OVC

1992	Todd Shylanski, C
1993	Rex Crosnoe, C Scott Pruneau, UT
1994	Rex Crosnoe, C
1995	Tom Bruer, 3B Rex Crosnoe, C David Michel, P Troy Pehle, P Kerry Robinson, OF
1996	Tom Bruer, UT
1997	LaMonte Collier, OF
1998	Ryan Spille, P
1999	Jeremy Johnson, OF Ryan Spille, P
2000	Lanson Debrock, P Jeffrey Hilz, P Jeremy Johnson, OF Darin Kinsolving, 1B Charlie Marino, OF
2001	Clemente Bonilla, 2B Zach Borowiak, SS Jeff Bourbon, C
2002	Vern Hatton, OF Brad Purcell, P Denver Stuckey, 3B
2003	Tim Alvarez, P Justin Christian, 2B Brian Hopkins, OF
2004	Brad Smith, P
2005	Eric Horstman, 3B
2006	Levi Olson, C Omar Padilla, 2B
2007	Asif Shah, UT
2008	Tyrell Cummings, OF Jim Klocke, C Matt Wagner, 1B
2009	Jim Klocke, C Tyrell Cummings, OF
2010	Jim Klocke, C Casey Jones, UT

2011	Shae Simmons, RP Trenton Moses, 3B Michael Adamson, OF
2012	Derek Gibson, OF Trenton Moses, 3B
2014	Derek Gibson, OF Travis Hayes, SP Matt Tellor, 1B
2015	Joey Lucchesi, SP
2016	Branden Boggetto, SS Chris Osborne, OF Garrett Gandolfo, DH Joey Lucchesi, SP Robert Beltran, SP
2017	Dan Holst, OF
2018	Justin Dirden, OF Trevor Ezell, INF Carlos Vega, RHP
2019	Tyler Wilber, SS

Second-Team All-OVC

1992	Rhett Pierce, OF
1993	Darrell Dannenmueller, P Kerry Robinson, OF
1994	Mat Mitts, P Sherron Rives, SS Brian Schaeffer, OF
1995	Brian Schaeffer, OF
1996	LaMonte Collier, OF Rusty Curran, SS
1997	Mike Miller, UT
1998	Steve Lowe, SS Charlie Marino, OF Jason Swearingen, P Kyle Yount, 2B
1999	Dan Huesgen, P
2000	Kevin Meyer, OF
2002	Tim Alvarez, P Clemente Bonilla, 2B Zach Borowiak, SS Tristen McDonald, C



AWARDS

2003 Brandon Smith, P
Zach Borowiak, SS
Tristen McDonald, C
Denver Stuckey, 3B
2004 Eric Horstman, IF
Frank Montiel, OF
2007 Dustin Renfrow, P
2009 Louie Haseltine, DH
2010 Kenton Parmley, SS
Louie Haseltine, OF
Michael Adamson, OF
Kyle Guimeny, P
2011 Jordan Underwood, P
Logan Mahon, P
2012 Kenton Parmley, SS
Shae Simmons, P
2015 Ryan Rippee, 1B
Branden Boggetto, SS
Garrett Gandolfo, DH
Andy Lennington, UTIL
2016 Trevor Ezell, 2B
Clay Chandler, SP
2017 Brian Lees, C
Chris Osborne, OF
Justin Murphy, SP
Clay Chandler, SP

Honorable Mention

1994 Richie Pierce, P
1996 Shawn Clark, 1B
Jason Swearingen, P
1998 Darin Kinsolving, 3B
1999 Phil Warren, OF
Kyle Yount, 2B
2000 Tommy Thomas, P
2002 Mark Frazier, P
Brian Hopkins, OF
2004 Eric Bracamonte, SS

OVC All-Newcomer Team

2006 Andrew Graham, IF
Aaron Rave, IF
2007 Nick Harris, OF
Jim Klockem, C
Josh Syberg, P
2008 Trenton Moses, 3B
2009 Kenton Parmley, SS
2010 Shae Simmons, RP
2012 Ryan Barnes, DH
Jason Blum, OF
Andy Lennington, UT
2013 Clayton Evans, OF
2015 Trevor Ezell, 3B
2017 Danny Wright, 2B
2019 Noah Niznik, LHP

OVC All-Tournament Team

1995 Rex Crosnoe, C
Tom Breuer, INF
Kerry Robinson, OF
Brian Schaefer, OF

1997 Larry Rothweil, P
LaMonte Collier, INF
Kyle Yount, INF
Mike Miller, UT
Jason Swearingen, P
1998 Brad Hoehner, C
Steve Lowe, INF
Jeremy Johnson, OF (MVP)
Charlie Marino, OF
Phil Warren, OF
2000 Darin Kinsolving, INF
Jeremy Johnson, OF
Phil Warren, DH
Lanson Debrock, P
2002 Tristen McDonald, C
Clemente Bonilla, INF (MVP)
Zach Borowiak, INF
Vern Hatton, OF
Brad Purcell, P
2003 Gary Gilbert, INF
Tim Alvarez, P
2004 Ernie Bracamonte, INF
Gary Gilbert, INF
Eric Horstman, OF
Frankie Montiel, OF
Derek Herbig, P
2006 Dustin Pritchett, OF
2007 Jim Klocke, UT
2008 Jim Klocke, INF
Matt Wagner, INF
Matt Wulfers, DH
Dustin Renfrow, P
2009 Kenton Parmley, INF
2011 Casey Jones, INF
Kenton Parmley, INF
Brad LaBruyere, P
2012 Kenton Parmley, INF
2013 Jason Blum, INF
2014 Cole Bieser, OF
2015 Branden Boggetto, INF
Travis Hayes, P
Dalton Hewitt, OF
2016 Garrett Gandolfo, OF/INF
Hunter Leeper, INF
Dan Holst, OF
Chris Osborne, OF
Scott Mitchell, C
Joey Lucchesi, P (MVP)
2017 Danny Wright, INF

All-Americans

1968 Keith Newcombe
Steve Vaughn
1976 Trae Hastings
Dan Wieser
Mark Amick
1982 Steve Williams
1983 Steve Williams
Lance Hemmer
1989 Dan Shy
1991 Todd Shylanski

1998 Jeff Bourbon
Ryan Spille
2000 Zach Borowiak
Jeremy Johnson
2001 Clemente Bonilla
Todd Pennington
2003 Tim Alvarez
Justin Christian
2004 Brad Smith
2007 Nick Harris
Jim Klocke
2009 Jim Klocke
2010 Jim Klocke
Shae Simmons
2011 Trenton Moses
2012 Trenton Moses
2014 Derek Gibson
Matt Tellor
Jason Blum
2015 Jason Blum
Trevor Ezell
2017 Danny Wright

Dick Howser Award Finalist

2014 Derek Gibson

Lowes Senior CLASS Award Finalist

2010 Jim Klocke

Southeast Athletics Hall of Fame

Joe Uhls (Class of 2002)
Steve Williams (Class of 2004)
Ryal Tibi (Class of 2006)
1976 Team (Class of 2006)
Kerry Robinson (Class of 2008)
Dale Meier (Class of 2010)
Clarence Bergman (Class of 2010)
Jeremy Johnson (Class of 2011)
Galen McSpadden (Class of 2012)
Don Metz (Class of 2014)
Trae Hastings (Class of 2015)
Mark Hogan (Class of 2015)
Jim Klocke (Class of 2016)
1998 Team (Class of 2017)

#LETSSOAR



ALL-TIME

A

Abele, Joe.....1963-64
 Abernathy, Ryan.....2010
 Abrams, Mike.....1971
 Adams.....1968
 Adamson, Michael.....2010-11
 Alberter.....1976
 Allen, Shane.....2000-01
 Alsdorf, Jamie.....1995
 Alsup.....1966
 Alvarez, Tim.....2002-03
 Amick, Mark.....1973-76
 Anderson, Jack.....1960
Andrews, Lincoln.....2019-Pres.
 Apprill, Greg.....1981,83
 Arft, George.....1960-61
 Ashton, Cody.....1985
 Auer, Ron.....1971-72

B

Bading, Fred.....1977
 Bahr, Ray.....1963-65
 Bailey.....1993-94
 Baker, Doug.....1990-91
 Baker, Randy.....1977-80
 Baldwin, Matt.....2001-02
 Bann, John.....1972
 Barklage, Gary.....1981
 Barnes, Larry.....1961-62
 Barnes, Ryan.....2012-15
 Barnett, Tim.....1991
Basler, Connor.....2017-present
 Basta, Ed.....1976-78
 Basta, Larry.....1978-79
 Bauman, Terry.....1967
 Bazzell, Terry.....1973-75,77
 Beatty, Brad.....2001
Beauchamp, Derek..2019-Pres.
 Beaudean, Joel.....1964-67
 Bebej, Jeff.....1994-97
 Beever, James.....2000,02-03
 Below, Jason.....1993-94
 Beltran, Robert.....2016-17
 Bergtholdt, Dan.....2016-19
 Bernard, Lacey.....1978-81
 Berra, Michael.....2017-18
 Berry, Dan.....1998-99
 Bieser, Cole.....2010-14
 Bieser, Steve.....1988-89
 Black.....1959
 Blair, Shane.....2012
 Blankenship, Bob.....1973-74
Blazevic, Austin.....2018-Pres.

Blemker, Zac.....2007-08
 Blum, Jason.....2011-15
 Blum, Kris.....1992-95
Bock, Nathan.....2018-Pres.
 Boeller, Kirk.....2009-11
 Boeller, Keith.....1980-83
 Boever, Jim.....1969-71
 Bogenpohl, Chad.....1998-99
 Boggetto, Brandon.....2013-16
 Bohnert, Jeff.....1985-86
 Bonilla Jr., Clement.....1999-02
 Booth, Carl.....1996
 Borders, Chad.....1991-93,95
 Borowiak, Zach.....2000-03
 Bottger, Kyle.....2017
 Bourbon, Jeff.....1998-01
 Boxwell, Tyler.....2013
 Boyer, Ron.....1960
 Boyet, Jeff.....1991
 Bracamonte, Ernie.....2004-05
 Bradford, Kieran.....2008
 Brady, Mike.....1968-69
 Branstetter, Ryan.....1997
 Brechtlein, Tom.....1981
 Breuer, Tom.....1993-96
 Brewer, Kirby.....1986-88
 Brown.....1969
 Brown, Darryl.....1986
 Brucker, Kevin.....1984-85
 Brunderman, Rich.....1964-67
 Brune, Greg.....1965-68
 Buck, Justin.....1996-97
 Buckner, Jason.....1996
 Budt, Greg.....1999
 Buechting, Don.....1975-78
 Bumpus, Brad.....2003
 Bunton, Bob.....1979-82
 Bunton, Ted.....1989-92
 Burgess, Ky.....2010-2011
 Burgess, Larry.....1983-85
 Burkis, Ryan.....1992-94
 Burlison, Ron.....1970
 Burton, David.....1986
 Burrige, Alex.....2012-15
 Burris, Joey.....2015-18
 Busiek, Jake.....2016
 Busiek, Rob.....1988

C

Caffrey, Chris.....2016-17
 Calvird, Riley.....2015
 Campbell, Kody.....2009-12
 Campbell, Keith.....1978-80

Cantanzaro, Phil.....1960-61
 Canty, Alex.....2018-19
 Carter, Matt.....2004-07
 Cashion, Jim.....1960,62
 Casson, Augie.....2000
 Catanzaro, Phil.....1962-63
 Chandler, Clay.....2016-17
 Chastain, Rick.....1977-78
 Cheo, Ryan.....2002
 Chiaventone, Pat.....1977
 Christian, Justin.....2003
Cisneros, Blake.....2019-Pres.
 Clark, Bob.....2012-13
 Clark, Shawn.....1995-96
 Clayton, Bill.....2003,05
 Clayton, James.....2004-06
 Clayton, James.....1968
 Clayton, John.....1990-91
 Cobb, Skylar.....2013-14
 Coker, David.....1969
 Cole, Lindell.....1960
 Collier, Lamonte.....1996-97
 Collins, Skip.....1968-70
 Collins, Ar.....1971
 Colucci, Bobby.....2010
 Cook, Matt.....2017-19
 Colyer.....1964
 Congwer, Tony.....1983
 Cooper, Shawn.....1992
 Costello, Daniel.....2016
Cox, Braden.....2019-Pres.
 Craft, Lance.....1996-97
 Crafton, Bill.....1961-62
 Creamer, Jeff.....1982
 Creech, Dennis.....1961-63
 Criscione, Bill.....1975-78
 Cronister.....1959
 Crosnoe, Rex.....1993-95
 Crosnoe, Cory.....1988-89
 Croucher, Andrew.....2014
 Cummings, Tyrell.....2008-09
 Cunningham, Heath.....1992
 Curran, Rusty.....1996

D

D'Amico, Paul.....1978-81
 Daily, Rick.....1983
 Dambach, Greg.....2007,09-10
 Dambach, Grant.....1974-77
 Dambach, Mike.....1972-74
 Dameworth, Bruce.....1975
 Dannenmueller, Dan.....1990-93
 Davenport, Bonnie.....1960-62

David.....1973
 Davidson, Andy.....2000-02
 Davie.....1965
 Davis, Grant.....2012
 Deal, Russ.....1979-82
 Deason, Kendall.....2009
 Debrock, Lanson.....1997-00
 DeFere, Dean.....1987-89
 Detring, Ken.....1973-74
 Dicus, Jon.....2010-11
 Diel, Bill.....1989
 Dinkelman, Ryan.....2003
Dirden, Justin.....2018-Pres.
 Dirnberger, Blake.....2009
Dodd, Dylan.....2019-Pres.
 Doehring, Jim.....1960-63
 Doerr, Merl.....1985
 Doerr, Mark.....1976-77
 Dohogne, Rick.....1978-80
 Draves, Rob.....1982
 Drury, Mark.....1969-72
 Duncan, Dave.....1991-92
 Dunn, Keith.....1967
 Durso, Marc.....1975
 Dyson, Ken.....1961

E

Edwards, Jim.....1988-91
 Edwards, Tim.....1989-91
 Eftink, Mick.....1979-82
 Eftink, Josh.....2002
 Eiler, Terry.....1966-67
 Eisenbach, Rick.....1975-78
 Elfrank, Steve.....1971-74
 Elfrink, Brad.....1987-89
 Epley.....1993-94
 Erlicker, Jim.....1971-73
 Erleben, Gary.....1965-66
 Eubanks, Glenn.....1987
 Evans, Clayton.....2013-17
 Evans, Joey.....2005
 Evans, Jim.....1980
 Evans, Victor.....1960
 Ezell, Trevor.....2015-18

F

Fahringer, Mick.....1978
 Faircloth, Eric.....1986
 Fangman, Aaron.....2003-04
Faulkner, Peyton.....2018-Pres.
 Felling, Michael.....2011
 Ferguson, Cole.....2014-15
 Fernandez, Andres.....2004

ROSTER

Feuerstake, Caleb....2019-Pres.

Fields, W.....1961
Files, Brad1983
Fitch, Mike2004
Fitzpatrick1994
Fisher, Nolan2012-15
Forsyth, Ryan.....2003-05
Forsythe.....1959
Frakes, Bill.....1984
Frank, Andrew2018-19
Frazier, Mark2001-02
Fritsche, Tom1979-80
Fritts, Turner2019
Fuller, Donnie.....2002-03
Fulte, Tim1991-92
Funkhauser, Bill1959-60

G

Gabbard, Ron.....1969
Gagan, Tristen.....2017-18
Gaebler, Kenny.....1998-00
Gandolfo, Garrett.....2015-16
Garner, Kurt2004
Garner, Nick.....1985
Garrow, Steve1978-81
Gentry, Mike1971
Gerwitz, Jim1996-97
Gibson, Chris.....2005-06
Gibson, Derek.....2010-14
Giegling, Jim1987
Gilbert, Gary2003-04
Glastetter, Jim.....1964-67
Glenzy, Gary1962
Goetz1977
Goforth, Chuck1982-83
Gongwer, Tony.....1984-86
Gonzalez, Brett.....2019
Goodman, Steve.....1996-97
Govek, Ryan.....2002
Graham, Darryl.....2006-07
Greaser, Brian1990
Green, Nate.....2017-18
Grim, Jon.....1986-88
Gronowski, Dave.....1980-81
Gross, David1977-80
Gross, M.....1961

Grossius, Bryce.....2019-Pres.

Gumieny, Kyle.....2009-10
Gunnels, Brian1996
Guthrie, Brian.....1984-85

H

Hachman, Ralph.....1965-68

Hagedorn, Bob.....1960-61
Hagerty, Chase2017-19
Haggerty, Josh2017

Hahn, Landon2019-Pres.

Haines, Talley1996-97
Hajek, Gerald1962
Halter, Tim.....1970
Hammers, Jim1977-78
Hanne, Troy1990
Hansford, Wade.....2003-04
Hantack, Richard.....1959-60
Harmon1959
Harmon, Robert.....1990
Harness, Corey2008-11
Harness, Harlard.....1978-79
Harper, Brian.....1986-88
Harris, Donta.....1992-95
Harris, Nick2007-11
Harshbarger1959
Haseltine, Louie2008-2011
Hastings, Blaze.....2017
Hastings, Trae.....1975-78
Hatton, Vern.....2001-02
Haunschild, Frank.....1965-66
Hawkins, Dave.....1959-60,62-63
Hayden, Derek2007
Hayes, Travis2014-15
Hearne, Gary1965-66
Hemmer, Lance1982-84
Hempfen, Hal1986-87
Hendrain, Adam2010
Hendrix, Greg2009
Heon, Taylor2010-2012
Herbig, Derek2004-06
Herring1964
Heuring, Darrell1990
Heuring, Keith1996
Heuvelman, Arnie.....1982-85
Hewitt, Dalton2011-15
Hibbard, James2006
Hicks, Mike.....1989
Hilz, Jeffrey.....2000-01
Hobbs, Ted.....1979-80
Hoehner, Brad1996-99
Hoffman, Craig.....1983-86
Hoffman, Eric.....2001-04
Hogan, Mark.....1976

Hojnacki, Michael2019-Pres.

Holdinghaus, Dave1972-74
Holdner, John1961-63
Holland, Matt2007
Holland, Dennis1961
Hollrah, Scott.....1991-92

Holst, Dan.....2016-17
Holtzman.....1966
Hopkins, Brian.....2001-03
Hopper, Scott1994-96
Horace, Scott.....1989-90
Horstman, Eric.....2004-05
Hosick, Steve.....1977
Hotfelder, John.....1968-70
Howe, Mike1972-74
Huesgen, Dan.....1997-00
Hull, Christian.....2011-14
Hull, Matthew1998
Hunt, Jeff1976-77
Hurst, Bobby2012-13

I

Iago, Tyler2014
Ivie, Mike.....1981-84

J

Jacobsen, Noah2019-Pres.

James, Rolland.....1967-70
Janet, Chris.....1981-84
Jarvis, John1991-92
Jenkins, Bo.....2004-05
Jensen, Jeff1984
Jett, Jim.....1964
Jett, Jim.....1967-68
Johnson, Andrew2005-06
Johnson, Bob.....1979
Johnson, Jeremy1997-00
Jolly, Charles.....1971-72
Jones, Casey2010-11
Jones, Tony1985-86
Jorgenson.....1959
Jorn, Dave.....1975-76
Jungers, Bill1963-65

K

Keck, Andrew2019-Pres.

Kelam, Ron.....1972-73
Kell, Jamie1984
Kemper, Jake2008
Kendall, Ryan2012-13
Kern, Robert1998-99
Kesterson, Al.....1964, 66-67
Kill, Trevor.....2012-13
Kimbelin, Keith.....1986-87
King, Floyd.....1963-66
King, Jim.....1970-71
King, Jeremy2001
Kinsolving, Darin.....1997-00
Kintz, Jeff.....1982,84

Kitchen, Paul1967
Kitchen, Terry1971-74
Kitrell, Mike.....1986
Klein, Korey.....2003
Kline, Terry1966-67
Klocke, Jim.....2007-10
Koch, Don.....1961
Kolons, Brett.....2009
Korando, Tony1975-76
Kornfeld, Kevin.....1978
Kosciulek, Keith.....1983
Kreitler, Broc.....2015
Kress, Steve1991-92
Kuehler, Dan1969-70
Kuehn, Ralph.....1975-77
Kuhl1964
Kumer, Kerry1987
Kurt, Bryan2004-05
Kurtz, David2002
Kutmas, Chad1995

L

LaBruyere, Brad.....2008-11
Ladd, Skler2012
Landgraf, Jeff1970-73
Landgren, Allan1998-99
Lane, Marty.....1998-99
Lang, Bob1962
Larsen, Tim1998
Lack, Andy2012-16
Lawrence, Jacob.....2015-16
Lawson, Brent.....2004-07
Lawson, David2002-03
Layton, Aaron.....1990-93
Lee, Tom1962
Lees, Brian.....2016-17
Leeper, Hunter.....2015-16

Leeper, Peyton2019-Pres.

Leigh, James2007-09
Leonard, Jim1966-68
Lenaburg, Ryan2014-15
Lennington, Andy.....2011-15
Lewallen, Ronnie.....2000
Lewis, Jon.....1997
Lloyd, Daniel.....2019
Lipe, Edward.....1972
Lochmann.....1993-94
Loflin, Jim1988-89
Lohr1959
Long, Darrell.....1967-70
Long, Jim.....1969-70
Lopez, Freddy.....2004-05
Losman, Ryan2017-18

ALL-TIME

Lowe, Steve 1998-99
 Lucchesi, Joey 2015-16
 Luer, Jeff 1987
 Lummus, Lee 1986-89
 Lunski, Greg 2001
 Lynch, Paul 1989-90
 Lynn, Dylan 2012-13

M

Mabrey 1959
 Mabury 1959
 Mahan, Bill 1961
 Mahon, Logan 2010-11
 Malchow, Bruce 1961-62
Malenfant, Hayden 2019-Pres.
 Malham, Brennan 2010-11
 Maloney 1993-94
 Maloney, Scott 1981-85
 Mann 1968
 Manning, Josh 2008
 Marino, Charlie 1998-00
 Marschel, Larry 1990-91
 Massie, Stephen 2009-10
 Mather, John 1988-89
 Maupin, Anthony 2004-06
 McAlister, Jamie 2005-06
 McCann, Jeff 1983-84
 McClanahan 1959
 McClanahan, Sean 1989
 McClarty, Pat 1974
 McConnell, Britt 1986-90
 McDonald, Tristen 2001-03
 McGuire, Nathan 1998
 McLain, Gary 1982
 McMahan, Aiden 2017
 McMahon 1993-94

McNeely, Bryan 2019-Pres.

McSpadden, Galen 1971-74
 McVay, Charles 1960,63
 Meade, Josh 2013
 Meier, Dale 1961-64
 Mercado, Chad 2006-07
 Metz, Don 1967-70
 Meyer, Kevin 1999-00
Meyn, Keegan 2019-Pres.
 Meystedt, Kermit 1964-67
 Michel, David 1995-97
 Middleton, Perry 2014-15
 Mikrut, Tyler 2013
 Miller 1959
 Miller, Blake 1978-81
 Miller, Brad 1987
 Miller, Larry 1966-68
 Miller, Mike 1995-97

Miller, Tom 1988
 Miller, Tim 1991
 Mills 1959
 Mitchell, John 1985
 Mitchell, Michael 2000-01
 Mitchell, Scott 2014-16
 Mitts 1993-94
 Mize, John 1975
 Moeglin, Brian 1991-94
 Moehrs, Clay 1988-91
 Mohar, Bill 1962
 Monahan, Pat 1965
 Montgomery, Jim 1978-79,81
 Montiel, Frankie 2004-05
 Moore, Robby 2006-07
 Moore, Zach 2015-17
 Morgan, Scott 1979,81-82
 Morgan, Bruce 1975-76
 Morris 1968
 Morris, Jeff 1983-84
 Morrow 1959
 Moses, Trenton 2008-12
 Mosel, Greg 2014-15
 Mosley, Braden 2017
 Mosley, Steve 1964-65
 Moulton, Seth 2003
 Muegge, Ken 1982
 Mueller, Don 1962
 Muench, Doug 1985-86
 Munsell, Mark 1992
 Murphy, Dan 1978
 Murphy, Justin 2016-17

N

Nagel, Blane 1975
 Nails, Ivan 2007-08
 Neal, Kyle 2001
 Nebel, Steve 1974
Needham, Dylan 2019-Pres.
 Neel, Brendon 2015
 Newcomb, Keith 1963-65
 Nicholas, Brice 2000-02
 Nichols, Gary 1959-60
 Nieslen, Alex 2018-19
Niznik, Noah 2019-Pres.
 Noll, Brady 2004-05
 Noon, Jim 1974-75
 Nourie, Jon 2003-04

O

O'Connor, Gerald 1959-60
 O'Mara, Tom 1961
 Olson, Levi 2005-06
 Osborne, Chris 2016-17

Osburn, Ted 1979-80

P

Padilla, Omar 2006-07
 Palmer, Dave 1981-82
 Parham, Josh 2005-07
 Parker, Bryan 1975-76
 Parks, Jim 1987-91
 Parmley, Kenton 2009-12
 Paskus, John 1972-73
 Patman, Michael 2012-13
 Patterson, Dan 1984-86
 Patterson, Dennis 1972
 Payne, Jordan 2005-06
 Payne, Jerry 1966-67,72
 Payne, Jim 1965-66
 Payne, Mike 1969-72
 Pecaut, Ricky 1987-88
 Pehle, Todd 1994-97
 Pehle, Troy 1994-97
 Pelsma, Dennie 1967-69
 Pemberton, Shawn 1996-97
 Pennington, Adam 2016-18
 Pennington, Todd 1999-01
 Pepper, Brian 1997
 Peterson, Jack 1960
 Pfingsten, Dan 1995-96
 Phillips 1994
 Phillips, Derrick 1985
 Pierce, Rhett 1992-93
 Pilcher, Joey 2003-04
 Pilla, Dave 1976

Pittman, Rance 2019-Pres.

Plassmeyer, Ken 1959-62
 Poinsett 1959
 Poole, Ryan 2008-09
 Portell, Mike 1965,67
 Potts, Randy 1984-85
 Potts, Craig 1974
 Powell, Charlie 1972-73
 Poynor, Bill 1980
 Pritchett, Dustin 2005-07
 Prickett, Ryan 2011-12
 Probst, Ron 1960
 Proctor, Dave 1971
 Prothro, Lawrence 1985
 Pruneau, Scott 1990-93
 Purcell, Brad 2001-02
 Pyles, Wesley 2015-19

Q

Qualls, Bruce 1982-85

R

Radetick, Joe 1984-86
 Raley, Mike 1972-75
 Range, Dale 1981
Rausch, Fischer 2019-Pres.
 Rave, Aaron 2006
 Reeder 1970
 Reid, Bill 1966-67
 Reid, Bob 1959
 Reid, John 1959-61
 Reinagel, Jeff 1981-83
 Reinagel, Kenny 1982-84
 Reinagel, Scott 2002-03
 Reinagel, Tom 1971-72
 Renfrow, Dustin 2007-08
 Rentfro, Cooper 2017
 Reuss, Jim 1962-64
 Reynolds, Garret 2016-17
 Rhodes, Lance 2007-08
 Rhodes, Larry 1962-65
 Richards, Kent 1982
 Riddle, Lee 1963
 Riley, Phillip 2006-07
 Ripp, Jacob 2011
 Rippee, Ryan 2015-16
 Risch, Scott 1981
 Rives 1993-94
 Rizzuto 1969-70
 Roberts, Mike 1980
 Robertson, Kylar 2016-17
 Robins, Randall 1974-75
 Robinson, Kerry 1993-95
 Robinson, Mike 2001
 Rodriguez, Daniel 1998-99
 Rogers, Bryan 1992-93
 Roll, Lee 1969
 Rosburg, Paul 1981-82
 Rosener, Sam 2007-08
 Rothweil, Larry 1994-95
 Rouse, Quenten 2005-06
 Ruff, Kenneth 1984
 Rupp, Tim 2010-11
 Russell, Brett 2010-11

S

Sacshe, Austin 2018-19
 Salazar, John 2009-10
 Samples, Mike 1977-79
 Sandheinric, Kelly 1986-87
 Sautler, Jim 1975
 Schaefer, Brian 1993-95
 Schatzley, Bill 1977-79
 Scheidt 1964
 Schiller, Don 1965-67
 Schiltz, Danny 1999

ROSTER

Schlegel, Andy.....1996
 Schlick.....1974
 Schmidt, Steve.....1987
 Schmidt, Lynn.....1977-78
 Schneider, Gary.....1975
 Schreck, Chris.....1987
 Schreiber, David.....1991
Schromm, Aaron.....2019-Pres.
 Schuembaur, Carl.....1974
 Schuh, Daniel.....2006-09
 Schulman, Jeff.....1992,94
 Schulte, Joe.....1984-85
 Schumacher.....1968
 Schwartz, Dan.....1979-80
 Schwent, Gary.....1969-70
 Schwieso, Brian.....1986
 Sconce.....1994
 Seabaugh, Don.....1983
 Sehnert, Ryan.....2003
 Selby, Tim.....1995
 Self, Brent.....2002
 Shadowens, Chris.....1986
 Shah, Asif.....2006-07
 Shannon, Dennis.....1970
 Shasserre, Dan.....1966-67
 Sheffer, Marc.....1998
 Shelton, Steve.....1973-75
 Sheridan, Andy.....2002
 Shearrow, Luke.....2013
 Sherry.....1968
 Sherry, Adam.....2002
 Shifferdecker, Rod.....1990
 Short, Paul.....1987-88
 Shy, Dan.....1988-89
 Shylanski, Todd.....1991-92
 Siboda, Dave.....1996-97
 Siddle, Alex.....2013-16
 Siebert, Scott.....1987-90
 Sigler, Brian.....1990,92
 Simmons, Brad.....2001-02
 Simmons, Mark.....1985
 Simmons, Shae.....2010-12
 Singleton, Raleigh.....1963
 Skakalski, Stan.....2003-04
 Slattey, Blake.....2008-11
 Smiley, Butch.....1976
 Smith, Brad.....2003-05
 Smith, Brandon.....1999-02
 Smith, Darrick.....1983-86
 Smith, Tim.....1975-76
 Smith, Zack.....2012-13
 Sommerkamp, David.....1998
Sole, Casey.....2019-Pres.
 Sorth, Larry.....1961

Southerland, Hunter.....2018-19
 Spalt, Logan.....2018-19
 Spanberger, Cody.....2012-15
Spawr, Braden.....2019-Pres.
 Spencer, Tony.....2008-09
 Spies, George.....1969-71
 Spille, Ryan.....1998-99
 Spitzfaden, Will.....2012-13
 Stahl, Barry.....1973
 Stambush, Archie.....1999-00
Stauss, Wade.....2018-Pres.
 Steffens, Jeff.....1987-90
 Steighorst, Mark.....1972
 Steimle, Doug.....1965-67
 Steinmetz, Rich.....1981-83
 Stephens, Andy.....2008-09
 Stephens, Garrett.....2019
 Steward, Lon.....1985-86
 Steward, Malik.....2012
 Still, Steven.....2012-13
 Stockton, Garret.....2014-15
 Stoll, Isaac.....2007
 Strahlendorf, Todd.....2008-09
 Stretch, Aaron.....2018-19
 Stroud, Dan.....1981-83
 Stucker, Gary.....1987-88
 Stuckey, Denver.....2000-03
 Suedekum, Jerry.....1963-65
 Sullivan, Robin.....1975
 Sullivan, Scott.....1997-98
 Swartz, Mike.....1976
 Swearingen, Jason.....1995-98
 Swift, Bob.....1963-64
 Swift, Dick.....1963-64
 Syberg, Josh.....2007-2011

T

Tabata, Osamu.....1989,91
 Taylor, Joel.....2016
 Taylor, Michael.....006-07
 Teel, Marvin.....1962
 Tellor, Matt.....2013-14
 Theodorakos, Jason.....2003-04
 Thomas, Nick.....2010-11
 Thomas, Scott.....1990-91
 Thomas, Tommy.....2000-01
 Thomas, Tyler.....2013
 Thompson, Jay.....1979-80
 Thorgmorton, Dick.....1960
 Thornsberry, James.....1968-71
 Tierney, Jesse.....2009-12
 Tripp, Shawn.....1992-93
 Turk, Jim.....1961-64
 Turner, Dewight.....1963

U

Ulmer, Pete.....1965-68
 Underwood, Jordan.....2010-11

V

Valek, Eddie.....1993-95
 Vardell, Vrah.....1959-60
 Varone, Bill.....1962
 Vaughn, Steve.....1965-68
 Vega, Carlos.....2017-18
 Via.....1969
 Vick, Christian.....2018-19
 Vickery, Charlie.....1973-74
 Vieth.....1977
 Viviano, George.....1961
Vogt, Ryan.....2019-Pres.
 Voss, Ron.....1962-63

W

Wade, Matthew.....2015-18
 Wadlington, Gary.....1962-63,65
 Wadlington, Scott.....1980
 Wagner, Matt.....2007-09
 Wahl, Fred.....1972,74-75
 Waldhoff, Jared.....2016-17
 Wallace, Ron.....1968-71
 Wallut, Rich.....1982
 Warren, Phil.....1997-00
 Warren, Lee.....1973-74
Webb, David.....2019-Pres.
 Weber, Matt.....1992
 Weiler, Jeff.....1995
 Wells, Rob.....1995
 Wengert, Alan.....1982-84
 Wengert, Gary.....1973-74
 Wente, Jacob.....2010-11
 West, Chris.....2005
 West, Josh.....2002
 Wheeler, Justin.....2008-09
 Wiese, Andrew.....2007-09
 Wieser, Dan.....1975-77
 Wieser, Mike.....1976
 Wieser, Rick.....1975-76
 Wieter, Alan.....1990-92
Wilber, Tyler.....2019-Pres.
Williams, Austin.....2019-Pres.
 Williams, Greg.....1969
 Williams, Hank Jr.....2012-13
 Williams, Joe.....1977-80
 Williams, Peter.....2015
 Williams, Ray.....1969-70
 Williams, Steve.....1981-84

Wilma, Collin.....2019-Pres.

Wilson, Devon.....2018-19
 Wilson, Jon.....1971-72
 Winder, Logan.....2018-19
 Winder, Mark.....1988
 Winkelman, Alex.....2013-15
 Winkler, Bob.....1967
 Wise, Trent.....2010-11
 Wittenborn, Mark.....2003-04
 Wollis, Keith.....2004-05
 Wolsey, Jerry.....1998-99
 Wood, Brent.....1980-83
 Wright, Brady.....2014-16
Wright, Danny 2017-present
 Wright, John.....1971
 Wulfers, Matt.....2007-08

Y

Yount, Kyle.....1996-99
 Yount, Steve.....1970-73

#LETSSOAR



DRAFT PICKS

Year	Name	Position	Team	Round	Pick
1966	Stephen Vaughn	Outfield	Chicago White Sox	20	398
1974	Galen McSpadden	Left-Handed Pitcher	San Diego Padres	6	121
1977	Daniel Weiser	Shortstop	Kansas City Royals	20	510
1981	Robert Gonsoulin	Infield	San Diego Padres	28	693
1985	Joe Schultz	Right-Handed Pitcher	Houston Astros	11	274
1988	Brian Harper	Left-Handed Pitcher	Philadelphia Phillies	30	770
1989	Steve Bieser	Outfield	Philadelphia Phillies	32	820
1992	Scott Hollrah	Right-Handed Pitcher	Chicago White Sox	33	932
1995	Rex Crosnoe	Catcher	Cleveland Indians	46	1280
	Kerry Robinson	Outfield	St. Louis Cardinals	34	939
1997	David Siboda	Right-Handed Pitcher	Toronto Blue Jays	48	1381
	LaMonte Collier	Shortstop	Philadelphia Phillies	34	1016
1999	Ryan Spille	Left-Handed Pitcher	Toronto Blue Jays	19	583
2000	Danny Huesgen	Right-Handed Pitcher	Toronto Blue Jays	38	1138
	Jeremy Johnson	Outfield	Toronto Blue Jays	26	778
2001	Todd Pennington	Right-Handed Pitcher	Cleveland Indians	46	1376
2002	Zach Borowiak	Shortstop	San Francisco Giants	49	1455
	Brandon Smith	Right-Handed Pitcher	Boston Red Sox	18	538
2003	Tim Alvarez	Left-Handed Pitcher	San Francisco Giants	36	1083
	Zach Borowiak	Shortstop	Boston Red Sox	14	414
2009	Jim Klocke	Catcher	St. Louis Cardinals	46	1389
2010	Jim Klocke	Catcher	Philadelphia Phillies	31	951
2011	Logan Mahon	Left-Handed Pitcher	Colorado Rockies	22	678
2012	Trenton Moses	Third Base	Atlanta Braves	26	809
	Shae Simmons	Right-Handed Pitcher	Atlanta Braves	22	689
2014	Matt Teller	First Base	Atlanta Braves	10	313
2015	Alex Winkelman	Left-Handed Pitcher	Houston Astros	21	619
2016	Branden Boggetto	Shortstop	Washington Nationals	25	754
	Joey Lucchesi	Left-Handed Pitcher	San Diego Padres	4	114
2018	Carlos Vega	Right-Handed Pitcher	Chicago Cubs	21	638



Shae Simmons
Photo by SeattleTimes.com



Kerry Robinson
Photo by St. Louis Cardinals



Joey Lucchesi
Photo by Baseball America



OVC



PROTECT
THIS HOUSE



OHIO VALLEY

Now in its 72nd year, the Ohio Valley Conference continues to build on the success that has made it the nation's eighth-oldest NCAA Division I conference.

In May 2011 the Conference expanded for the second time in four years, adding Belmont University which began competition in the 2012-13 academic year. The addition of Belmont gave the OVC 12 members, the most the league has had at one time in its illustrious history. The move added a second team in the city of Nashville and was the first addition to the league since Southern Illinois University Edwardsville joined in 2008. Subsequently, the league has shown its stability over the past decade, seeing only one member institution depart over the past 19 years.

The 2009-10 school year saw a change in leadership as Beth DeBauche was named the seventh full-time Commissioner in league history on July 28, 2009. The last three commissioners of the OVC have moved onto jobs as the commissioner of the Big Ten, Big 12 and the Mid-American Conferences.

The OVC's proud history dates back to 1948, but seeds for the new league were actually planted in 1941. It was then that Roy Stewart, the athletics director at Murray State, Charles "Turkey" Hughes, the athletics director at Eastern Kentucky, and Kelly Thompson, the public relations director at Western Kentucky, first broached

the idea of forming a new conference. Discussions were put on hold by World War II, but reemerged February 27-28, 1948 at the Kentucky Hotel in Louisville as the three original institutions combined with Morehead State, Louisville and Evansville to form the OVC.

In the 1950s, the OVC became a pioneer on a much more significant scale socially. During times of racial segregation, league member Morehead State became one of the first non-traditionally black mid-southern institutions to accept a black student. In 1958 Marshall Banks earned athletically-related aid at Morehead, which signed a second black athlete, Howard Murphy, a year later. In 1961 Murphy earned all-conference recognition as a halfback in football. With racial barriers broken, the rest of the institutions in the league began to provide educational and athletic opportunities to African-Americans.

After Title IX legislation passed in 1972, women's athletics began a rebirth on the national scene as the NCAA began sponsoring and marketing women's sports. Recognizing the need to provide increased opportunities for female athletes, the OVC began formulating plans for women's athletics in 1975 and established women's championships in the sports of basketball, tennis and track in 1977, with cross country and volleyball added over the next four years. Those sports were initially governed by the Association of

Intercollegiate Athletics for Women (AIAW), but the overall strength of women's programs in the league was demonstrated by the automatic bids the OVC instantly received when the NCAA became the governing body in 1982. The conference added women's golf and softball in 1994 and women's soccer in 1998.

The league's baseball presence has continued to evolve since its inception. The OVC baseball tournament moved to a neutral site for the first time in 2001 with Paducah, Kentucky and Brooks Stadium hosting the tournament in front of raucous crowds. The success of the tournament led to Jackson, Tennessee and The Ballpark at Jackson (the home of the Seattle Mariner's Class AA affiliate) – hosting the event for the first time in 2010. The championship moved to Choccolocco Park in Oxford, Alabama for two years (2017-18) before agreeing to a two-year stay at Rent One Park in Marion, Illinois (home of the Frontier League Southern Illinois Miners).

The OVC also has made a statement in the NCAA Baseball Championship in recent years, with its teams involved in several memorable contests in the last decade. Tennessee Tech surprised Wake Forest in the opening round of the 2001 tournament and Southeast Missouri stunned host Alabama in the opening round of the 2002 championship. Five years later, Austin Peay captured the collegiate baseball world's attention by taking Vanderbilt, the 2007 No. 1 overall seed, to extra

innings. Eastern Illinois pushed host Nebraska to the limit in 2008 followed by Tennessee Tech's memorable contest against host Clemson in 2009.

After not making the OVC Tournament field in either 2009 or 2010, Austin Peay, who was picked to finish seventh in the 2011 preseason poll, won the regular season and tournament championships to garner its fourth NCAA Tournament appearance. In the first game of NCAA Regional play the Gavs knocked off host and No. 1 seed Georgia Tech 2-1.

In 2012 Austin Peay completed a "repeat squared" (back-to-back regular season and tournament championships) for the first-time in OVC history. The Gavs would go on to top Indiana State and Cal State Fullerton at the Eugene Regional, before falling to host Oregon in the regional final. It marked the first time since the 2000 season (Middle Tennessee) that an OVC team had won multiple NCAA Tournaments games in the same season.

Austin Peay completed a "3-Peayt" by winning its third-straight OVC Tournament crown in 2013. Along the way the Gavs garnered the first nationally-ranking by an OVC team since 2009 (climbing to as high as 21st nationally) and tied the OVC single-season record with 47 victories. The Gavs earned the No. 2 seed in the NCAA Bloomington Regional, becoming the first OVC team in the current regional format (since 1999) to earn anything other than a No. 4 seed. The squad topped Florida and Valparaiso to advance to the regional final for the second-straight season before losing to host

Regional (including back-to-back games on the same day against host and No. 4 national seed Ole Miss) to become the first OVC team to reach the Super Regionals. The Golden Eagles would win game one against Texas before eventually losing two-straight to the Longhorns. Tennessee Tech finished the season with an OVC record 53 overall victories.

In 2018, a record 16 OVC players were selected in the Major League Baseball First-Year Player Draft (breaking the previous record of 12). Among the 16 players were eight Tennessee Tech players, a new record for an OVC school in a single-season.

A first in the OVC occurred in 2008, when the league had a first round draft pick in both the NFL (Tennessee State's Dominique Rodgers-Cromartie) and Major League Baseball (Eastern Kentucky's Christian Friedrich) Drafts in the same school year. A year later (2009) the league had a Major League Baseball First Round Compensation Round pick (Eastern Illinois' Tyler Kehrner who was No. 48 overall) and NBA Second Round pick (UT Martin's Lester Hudson) in the same season.

The playing field is not the only place where OVC athletes are working hard. The league also recognizes excellence in the classroom. Six Scholar-Athlete Awards are presented yearly to male and female athletes, while others are commended for their academic success by being Medal of Honor recipients or earning a spot on the Commissioner's Honor Roll. Additionally, the league annually presents one institutional Academic Achievement Award, as well as separate team awards

to have best exhibited the standards of sportsmanship and ethical conduct as outlined by the OVC and NCAA.

The vision of leadership demonstrated by the Founding Fathers in 1948 remains alive today as the Ohio Valley Conference prepares for the future. One example is in regard to the current trend in collegiate athletics administration for increased involvement of university presidents in setting policies and making rules. The presidents of OVC institutions, however, have always governed the Conference, long before presidential governance became a national theme.

The Ohio Valley Conference sponsors the following sports: baseball, basketball, cross country, football, golf, tennis and track for men, and basketball, cross country, golf, soccer, softball, tennis, track and volleyball for women. In addition, the OVC also sponsors the combined men's and women's sport of rifle.

Now in its seventh decade of competition, the Ohio Valley Conference has grown significantly from its humble beginnings while increasing the number of athletics opportunities it provides for students. Current league representatives include charter members Eastern Kentucky University, Morehead State University and Murray State University, along with Austin Peay State University, Belmont University, Eastern Illinois University, Jacksonville State University, Southeast Missouri State University, Southern Illinois University Edwardsville, Tennessee State University, Tennessee Technological University and the University of Tennessee at Martin

CONFERENCE

Indiana. Gavs senior closer Tyler Rogers was a big part of his team's success during the year, setting the NCAA single-season record for saves (23 – a mark that was later eclipsed during the College World Series).

In 2016 six OVC teams reached the 30-win plateau for the first time in league history; the previous single-season high had been four teams.

In 2017 the league could have been named the "Offensive Valley Conference" as teams combined for 753 home runs during the season, the most in league history. That was highlighted by a record 50 combined home runs being hit in 13 games at the OVC Tournament. Included in that was Morehead State sophomore Niko Hulsizer who hit his 27th home run of the season, establishing a new OVC single-season record.

In 2018 Tennessee Tech had a 28-game winning streak in becoming a consensus nationally-ranked team across the six major Division I polls (reaching as high as No. 10, an all-time high rank by an OVC team). The Golden Eagles won a

record 27 OVC games after losing in the OVC Tournament Championship game, became the first OVC team to earn an at-large berth into the NCAA Baseball Championship. Tech would go on to win three-straight elimination games in the Oxford

in each Conference-sponsored sport. Since the College Sports Information Directors of America (CoSIDA) Academic All-America program began, the Ohio Valley Conference has had 287 student-athletes honored with the award (including 53 over the past five years).

Through the early years of the league, administrators wrestled with fan behavior due to the close proximity of the Conference members and the intense rivalries which developed. Just as it did decades ago, the OVC took the leadership role on what has become a national issue. In 1995, the OVC implemented a first-of-its-kind "Sportsmanship Statement," a policy which promotes principles of fair play, ethical conduct and respect for one's opponent. The statement has become a model for others to follow across the nation and has answered the challenge of the NCAA Presidents Commission to improve sportsmanship in collegiate athletics.

Additionally, the OVC annually presents the Steve Hamilton Sportsmanship Award, in honor of the former Morehead State student-athlete, coach and athletics director, to a junior or senior student-athlete with significant athletic contributions who best exemplifies the characteristics of sportsmanship and citizenship. Most recently, the Conference has also implemented the OVC Institutional and Team Sportsmanship Awards, which are presented to one institution and 18 sport-specific teams voted by their peers



2020 OVC Baseball

Predicted Order of Finish

(As selected by the OVC Head Baseball Coaches and Sports Information Directors)

1. Jacksonville State (19 First-Place Votes) - 199
2. Eastern Kentucky (2) - 154
3. Austin Peay - 153
4. Belmont - 136
5. Morehead State (1) - 135
6. Murray State - 114
7. Southeast Missouri - 94
8. Eastern Illinois - 79
9. Tennessee Tech - 54
10. UT Martin - 52
11. SIUE - 40





Rent One Field

2019 OVC Baseball Championship

The 2020 OVC Baseball Championship will be held May 19-24 at Rent One Park in Marion, Illinois. It marks the second-straight year the event will be at the venue.

Rent One Park is home of the Southern Illinois Miners, a professional baseball team playing in the Frontier League. The park, which opened in 2007 and has a Sportexe Turf synthetic surface, features 3,400 chairback seats and lawn seating for over 2,000. The venue, located direct off Interstate 57, includes a brand-new high-definition LED video board, 14 suites, a banquet facility, an entertainment plaza, kids' play area and a 10-hole miniature golf course.

Marion is the fourth neutral site location to host the Championship since the event moved from the campus of the regular season champions in 2001. The event has also been held in Paducah, Kentucky (2001-09), Jackson, Tennessee (2010-16) and Oxford, Alabama (2017-18).

Last year Jacksonville State swept through three games to claim the Championship Title, its fifth tournament crown (2004, 2006, 2010, 2014, 2019).

2020 OVC Championship Schedule

Tuesday, May 19, 2020

Game 1: #7 Seed vs. #8 Seed 6:00 PM

Note: The loser of Game 1 is eliminated.

Wednesday, May 20, 2020

Game 2: #4 Seed vs #5 Seed, 9:00 AM

Game 3: #3 Seed vs #6 Seed, 12:30 PM

Game 4: #2 Seed vs Winner of Game 1, 4:00 PM

Game 5: Games 2/3/4/ Losers with Worst Seeds, 7:30 PM

Thursday, May 21, 2020

Game 6: #1 Seed vs Winner of Game 2, 11:00 AM

Game 7: Winner of Game 3 vs Winner of Game 4, 3:00 PM

Game 8: Best Seed From Games 2/3/4 Losers, 7:00 PM

Friday, May 22, 2020

Game 9: Winner Game 6 vs Winner Game 7, 11:00 AM

Game 10: Loser Game 6 vs Loser Game 7, 3:00 PM

Game 11: Winner Game 8 vs Loser Game 9/Winner Game 10*, 7:00 PM

*-In Game 11 the team that has played fewer tournament games will play in Game 11. If the number of games is equal, the lower seed will play in Game 11.

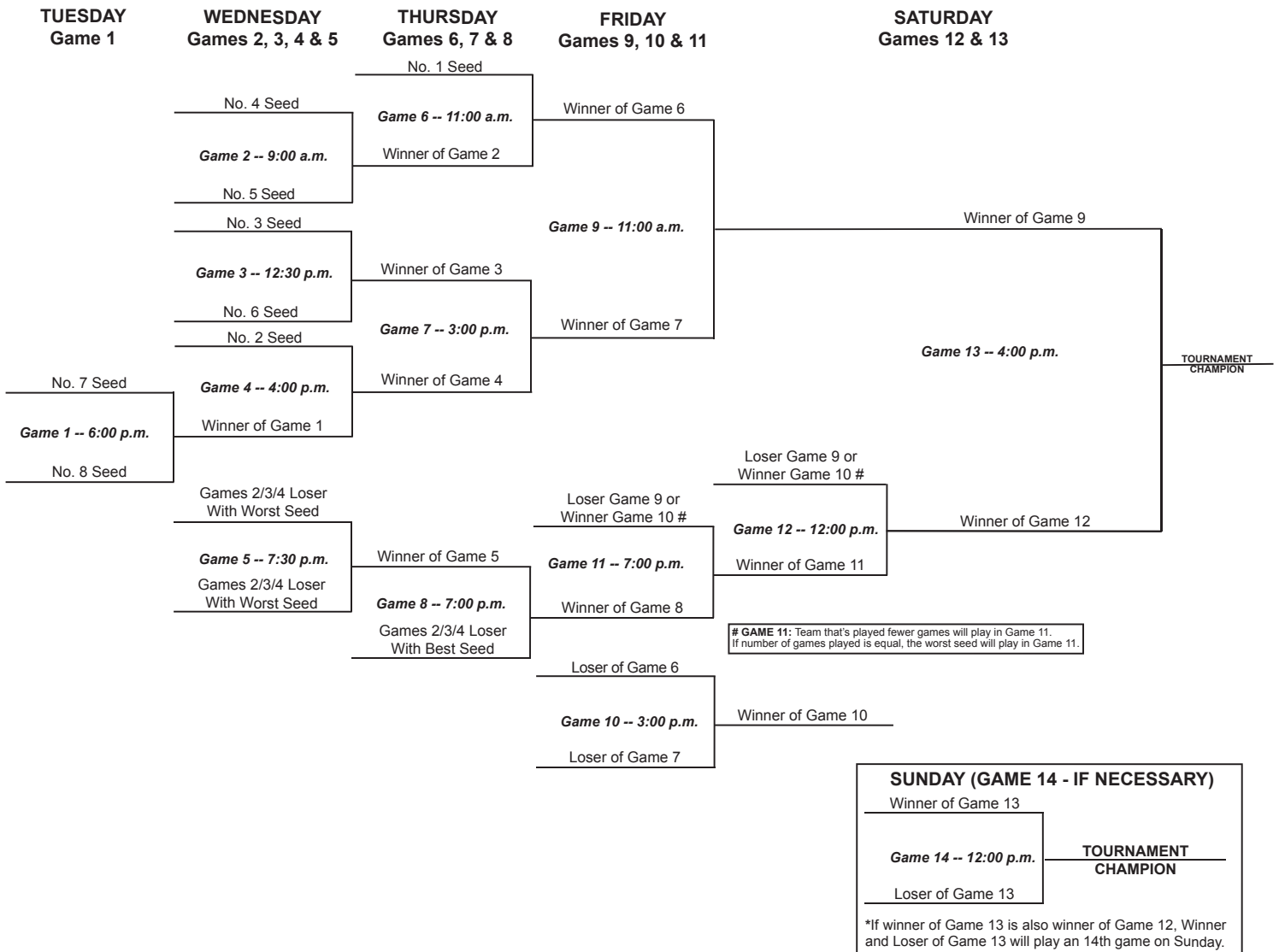
Saturday, May 23, 2020

Game 12: Winner Game 11 vs Loser Game 9/Winner Game 10*, 12:00 PM

Game 13: Winner Game 9 vs Winner Game 12, 4:00 PM

Sunday, May 24, 2020

Game 14: Game 13 Pairing Repeated (if necessary), 12:00 PM





/Ohio Valley Conference Office Staff



Beth DeBauche
Commissioner




Kate Barnett
Assistant Commissioner
Championships



Stephanie Castera
Assistant Commissioner
for Institutional
Services/Senior Woman
Administrator




Trevor Reeves
Director of Compliance and
Institutional Services



Kyle Schwartz
Assistant Commissioner for
Media Relations



Travis Tellitocci
Assistant Commissioner
for Football, Basketball and
Officiating




Lauren Berst
Director of Administration



Heather Brown
Director of
Communications



Jon Kuka
General Manager, OVC IMG
Sports Marketing



Bryce Robinson
Director of Digital Media



Jonathan Owens
Assistant Director of
Championships and
Administration


/Officials Coordinators



Kim Viera
Coordinator of Soccer
Officials



Michael Blalock
Coordinator of Volleyball
Officiating

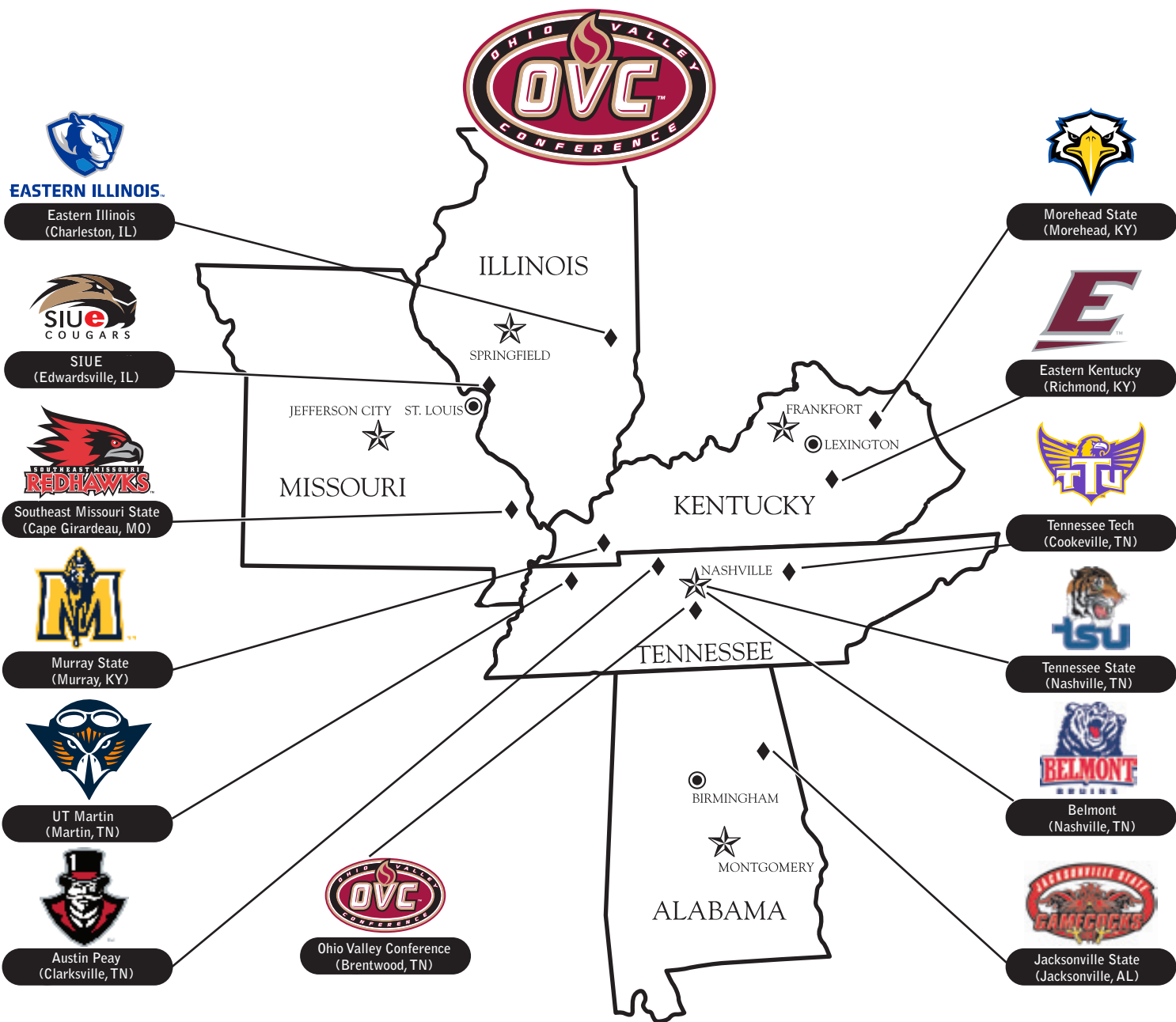


Matt Young
Coordinator of Football
Officiating



Curtis Shaw
Coordinator of Men's
Basketball Officials

#LETSSOAR



#LETSSOAR





Southeast Missouri State
REDHAWKS



SOUTHEAST

BRING YOUR BIG IDEAS.

**And make
them count.**

Your big ideas will be in good company here. Whatever you choose to study, chances are the program is at the head of its class. And if you're at the head of yours, you can join our honors program and elevate your learning experience even further.



SOUTHEAST MISSOURI
STATE UNIVERSITY • 1873



**SOUTHEAST BOASTS 20+ NATIONALLY
AND INTERNATIONALLY ACCREDITED
PROGRAMS, INCLUDING:**

- / ATHLETIC TRAINING
- / BUSINESS
- / CHEMISTRY
- / COMPUTER SCIENCE
- / DIETETICS
- / EDUCATION
- / ENGINEERING PHYSICS
- / INTERIOR DESIGN
- / MASS COMMUNICATION
- / MUSIC
- / NURSING
- / SOCIAL WORK
- / THEATRE



**GETTING INTO MEDICAL
SCHOOL ISN'T EASY —
WE JUST MAKE IT LOOK
THAT WAY. SOUTHEAST'S
PRE-MED STUDENTS ARE
ACCEPTED TO**

**medical
school well
above the
national
average.**

Like our students, Southeast faculty members come from around the country, hailing from leading institutions such as:

- / Boston Conservatory of Music
- / Carnegie Mellon University
- / Harvard University
- / Pennsylvania State University
- / Purdue University
- / Texas A&M University
- / Tulane University
- / University of Florida
- / University of Michigan
- / Vanderbilt University
- / Yale University



**THE DONALD L. HARRISON
COLLEGE OF BUSINESS
CONSISTENTLY MAKES THE
PRINCETON REVIEW'S LIST OF
top business
schools.**

**COME HERE
AS A STUDENT.**

**And go
anywhere
as a
teacher.**

**Southeast education
graduates work as faculty
members in school districts
across the nation, and in
more than 35 countries
around the world.**

**1:21
faculty-
student
ratio**

**Full-time
faculty**

**lead most classes, not
teaching assistants —
starting with freshman year.**



ROLL UP YOUR SLEEVES AND GET DOWN TO BUSINESS.

Or education, public policy, communications or journalism — whatever your major, expect to learn a lot in class and even more in practice. And here, that practice happens on the latest technology and in real-world settings. You'll experiment and collaborate in just about all of your coursework. And you'll put new knowledge into action right from the start.



YOUR NEXT BIG IDEA could happen anywhere. But you'll give it legs and watch it run at **Catapult Creative House**, our student-run idea incubator and launchpad for innovation. Get to work in our creative labs, 3D modeling and printing gallery, and impact studio. It's where you'll turn your concepts into prototypes, your prototypes into products, and your products into sales.

THE BEST PLACE TO LEARN ABOUT U.S. POLICY is where it's actually being shaped. So you'll go to the **Center for Strategic and International Studies (CSIS) in Washington, D.C.**, for part of our University Studies course. For four exhilarating days, you'll work directly with researchers and consultants who advise national leaders. And if you're really on top of your game, you may end up influencing the strategies you've come to study.



INTERNSHIPS

RÉSUMÉS ARE BUILT—NOT WRITTEN.

The workforce is just that: a force. And it's one you'll meet head on at Southeast Missouri State. We'll help you find internships (that's plural on purpose) and coach you through any challenges or questions that come your way.



SET OUT AND JOIN IN.

Earn your wings early. Chew your way into campus history. Share your musical gift. Meet your new brothers or sisters. Whatever you do — whether it's joining a club or carrying on a tradition — just know that you won't do it alone (except the chewing part).



21

SOCIAL FRATERNITIES AND SORORITIES

Representing the IFC, Panhellenic and NPHC Councils. Many of them call Greek Hill home. And in Fall 2016, a new Greek Village will open on campus, providing an expanded Greek community where thousands of students will make new memories of brotherhood and sisterhood.



180+ student groups


With organizations on campus from A (Adult Recess improv group) to Z (Zeta Phi Beta Sorority), there's something to meet every professional, social, recreational or religious interest. And if you can't find what you're looking for, form your own group.

We honor our heritage by sticking to our traditions.

Some of them, quite literally. For years, students have been making the trek up **Cardiac Hill** (a tradition in its own right) to add their chewing gum to our infamous **Gum Tree**.

MAKE ART THAT INSPIRES.

And do it on
a campus
that's equally
inspiring.



Dobbins River Campus Center

Inside this living-learning center, you can make a masterpiece, make dinner and make your bed without ever leaving the **River Campus**.

In addition to a residence hall, dining facilities and contemporary classrooms, the **Cultural Arts Center** offers professional-level theatres, costume and scene shops, music rehearsal and gallery space, and dance and art studios — each equipped to inspire ovation-worthy works of art.



Built
our R
Miss
arts. I
in the
Perfo
Come
the la
breat





on the banks of the Mississippi,
iver Campus is the only one in
ouri dedicated entirely to the
But you don't have to be a student
e Holland School of Visual and
rming Arts to appreciate it.
e catch a performance. Explore
test exhibits. Or just enjoy the
htaking river views.

Five venues for exhibiting your talent — including theatres, a recital hall and galleries — set the stage for

**more than
a hundred
different
events
each year.**

Among our student-produced musical performances, you'll hear everything from the classics to the contemporary — including Brahms' *Double Concerto in A Minor* and Andrew Lipka's *The Addams Family*.



**Southeast makes it
affordable to do what
you dream of doing,
and we're recognized
as one of the country's
institutions with
the least indebted
students.**

LEARN MORE

about our \$17 million in
annual scholarships at
semo.edu/scholarships.

**SEE FOR YOURSELF
WHAT YOU'LL DO HERE**

Call us at (573) 651-2590
or schedule a visit at
semo.edu/visit.

OFFICE OF ADMISSIONS

One University Plaza, MS 3550
Academic Hall 100D
Cape Girardeau, Missouri 63701

573.651.2590

admissions@semo.edu

APPLY

We can't wait to see what you do.
But first, you'll need to get in.
semo.edu/apply





**DO
YOU
HAVE
THE
WILL
TO**

serve all
community
members?



**SOUTHEAST MISSOURI
STATE UNIVERSITY · 1873**

2020 BASEBALL SCHEDULE

Feb. 14	UL-Monroe	6 p.m.
Feb. 15	UL-Monroe	3 p.m.
Feb. 16	UL-Monroe	1 p.m.
Feb. 18	Kentucky	4 p.m.
Feb. 21	Northern Illinois	3 p.m.
Feb. 22	Northern Illinois^{DH}	12 p.m.
Feb. 23	Northern Illinois	1 p.m.
Feb. 28	Ohio	3 p.m.
Feb. 29	Ohio^{DH}	12 p.m.
Mar. 1	Ohio	1 p.m.
Mar. 3	Arkansas State	6 p.m.
Mar. 6	UT Martin*	5 p.m.
Mar. 7	UT Martin*	3 p.m.
Mar. 8	UT Martin*	1 p.m.
Mar. 11	Southern Illinois	6 p.m.
Mar. 13	SIUE*	6 p.m.
Mar. 14	SIUE*	2 p.m.
Mar. 15	SIUE*	1 p.m.
Mar. 17	Saint Louis	6 p.m.
Mar. 18	Southern Illinois	6 p.m.
Mar. 20	Austin Peay*	6 p.m.
Mar. 21	Austin Peay*	1 p.m.
Mar. 22	Austin Peay*	1 p.m.
Mar. 24	Missouri	6 p.m.
Mar. 25	Missouri	4 p.m.
Mar. 27	Eastern Illinois*	6 p.m.
Mar. 28	Eastern Illinois*	2 p.m.
Mar. 29	Eastern Illinois*	1 p.m.
Apr. 1	Memphis	6 p.m.
Apr. 3	Jacksonville St.*	6 p.m.
Apr. 4	Jacksonville St.*	6 p.m.
Apr. 5	Jacksonville St.*	1 p.m.
Apr. 7	Arkansas State	5 p.m.
Apr. 9	Murray State*	6 p.m.
Apr. 10	Murray State*	6 p.m.
Apr. 11	Murray State*	2 p.m.
Apr. 13	Missouri State	6:30 p.m.
Apr. 17	Tennessee Tech*	6 p.m.
Apr. 18	Tennessee Tech*	2 p.m.
Apr. 19	Tennessee Tech*	1 p.m.
Apr. 21	Harris-Stowe	6 p.m.
Apr. 24	Ball State	6 p.m.
Apr. 25	Ball State	2 p.m.
Apr. 26	Ball State	1 p.m.
Apr. 28	Saint Louis	6 p.m.
May 1	Belmont*	6 p.m.
May 2	Belmont*	2 p.m.
May 3	Belmont*	1 p.m.
May 8	Eastern Kentucky*	5 p.m.
May 9	Eastern Kentucky*	3 p.m.
May 10	Eastern Kentucky*	12 p.m.
May 14	Morehead St.*	6 p.m.
May 15	Morehead St.*	6 p.m.
May 16	Morehead St.*	2 p.m.
May 19-24 Ohio Valley Tournament		

Home games are in **BOLD** and played at Capaha Field.

*- Denotes Ohio Valley Conference game

Times and dates are subject to change.

Select series will be broadcasted on ESPN+.

