

YOUR REDHAWKS

2019-20 SOUTHEAST MISSOURI BASKETBALL

GAME
27



Gameday Coverage

Radio: Clint Allen, Jess Bolen

Video: ESPN+

Live Stats: GoSoutheast.com

Twitter: @SEMOMBB

SIU EDWARDSVILLE (7-19, 4-9) AT SOUTHEAST MISSOURI (6-20, 2-11)

Date Saturday, February 15, 2020

Tip-Off 4 p.m., CT

Location Cape Girardeau, Mo.

Arena Show Me Center (7,000)

Series History SEMO leads, 20-12

Last Meeting SIUE 84, SEMO 65

Head Coaches Rick Ray (86-160 overall);

49-100 at SEMO; 26-55 OVC;

Brian Barone (7-19 overall);

7-19 at SIUE; 4-9 OVC.

Last 10 Meetings

2/19/15	L	72-75	Edwardsville, Ill.
1/28/16	W	58-51	Edwardsville, Ill.
2/18/16	L	69-72	Cape Girardeau, Mo.
1/19/17	W	79-76	Cape Girardeau, Mo.
2/9/17	W	71-67	Edwardsville, Ill.
1/18/18	W	86-74	Edwardsville, Ill.
2/17/18	W	79-74	Cape Girardeau, Mo.
1/3/19	L	88-94	Edwardsville, Ill.
1/24/19	L	86-87 ^{3OT}	Cape Girardeau, Mo.
1/23/20	L	65-84	Edwardsville, Ill.

Strategic Communications

Jeff Honza
Assistant Director of Athletics
Phone: (573) 651-2933
Email: redhawk1@me.com

#LETSSOAR

2019-20 SCHEDULE/RESULTS

November (3-4)

6	at Vanderbilt	SEC NETWORK+	L, 65-83
10	Purdue Fort Wayne	ESPN+	W, 79-78
19	The Citadel	ESPN+	L, 69-74
22	Missouri S&T	ESPN+	W, 72-71
27	vs. Cal State Fullerton	!	L, 57-64
29	at Santa Clara	! WCC NETWORK	L, 75-87
30	vs. Denver	!	W, 66-51

December (1-5)

5	at Abilene Christian	ESPN+	L, 64-73
7	at Drake	ESPN+	L, 73-78
15	at Youngstown State	ESPN+	L, 50-65
17	at #5 Ohio State	BTN	L, 48-80
21	at Southern Illinois	ESPN3	L, 45-64
29	Missouri Baptist	ESPN+	W, 74-59

January (0-9, 0-9 OVC)

2	at Austin Peay	* ESPN+	L, 63-78
4	at Murray State	* ESPN+	L, 59-81
9	Belmont	* ESPN+	L, 64-89
11	Tennessee State	* ESPN+	L, 73-75
16	Austin Peay	* ESPN+	L, 59-84
18	Murray State	* ESPN+	L, 91-96 ^{OT}
23	at SIU Edwardsville	* ESPN+	L, 65-84
25	at Eastern Illinois	* ESPN+	L, 59-61
30	at Morehead State	* ESPN+	L, 74-90

February (2-2, 2-2 OVC)

1	at Eastern Kentucky	* ESPN+	L, 57-70
6	Jacksonville State	* ESPN+	W, 76-72
8	Tennessee Tech	* ESPN+	L, 60-62
13	UT Martin	* ESPN+	W, 74-72
15	SIU Edwardsville	* ESPN+	4 p.m.
20	at Jacksonville State	* ESPN+	7:30 p.m.
22	at Tennessee Tech	* ESPN+	4 p.m.
27	Eastern Illinois	* ESPN+	7:15 p.m.
29	at UT Martin	* ESPN+	4 p.m.

March (0-0)

4-7	OVC Tournament	Evansville, Ind.
-----	----------------	------------------

All games are broadcast live on the radio at Real Rock

99.3 FM. All times Central and subject to change; * -

Denotes Ohio Valley Conference Game;

! - Cable Car Classic (Santa Clara, Calif.)

Redhawks Host SIU Edwardsville

Southeast Missouri (6-20, 2-11) closes out its four-game home stand against SIU

Edwardsville (7-19, 4-9) Saturday. Tip-off is set for 4 p.m., CT, at the Show Me Center.

Follow the Redhawks

Fans can listen to Saturday's game live on the radio at Real Rock 99.3 FM. Clint Allen and Jess Bolen will call the action. Video is available at ESPN+. Live stats can be accessed at GoSoutheast.com. Twitter updates provided @SEMOMBB.

Series History

Southeast Missouri leads its all-time series against SIU Edwardsville by a count of 20-12. SEMO has won four of the last seven meetings between these teams. SIUE, however, beat the Redhawks in each of the last three games of the series. The Cougars go for the sweep of SEMO this season after beating the Redhawks, 84-65, in Edwardsville on Jan. 23.

Caldwell Surpasses 500 Points

Guard Alex Caldwell went over 500 points in his career when he scored 14 against UT Martin (Feb. 13). Caldwell, Southeast Missouri's leading scorer with 11.7 points per game this season, tops the Redhawks with 17 double-digit scoring performances in 2019-20. He became the second player on this year's team to hit the career 500-point mark joining Skyler Hogan (537).

THIS IS SEMO

Southeast Missouri or **SEMO** is the preferred reference for Southeast Missouri State University athletic teams. Southeastern Missouri State is not an acceptable reference.



Comeback Win

Southeast Missouri picked up its second win in four games with a 74-72 come-from-behind victory over UT Martin (Feb. 13). SEMO overcame a six-point deficit in the final 42 seconds of the game to get the win.

Caldwell Swings Momentum

The Redhawks trailed, 70-64, with 42 seconds left in their recent game against UT Martin when Alex Caldwell banked in a 3-pointer, was fouled and completed a 4-point play to pull Southeast Missouri within two. Fourteen seconds later, Caldwell knocked down another 3-pointer to close UTM's lead to 72-71. He finished with 14 points and scored seven in the last 36 seconds of the contest to propel the Redhawks to victory.

A Look Ahead

Southeast Missouri hosts Eastern Illinois (Feb. 27). SEMO also visits Jacksonville State (Feb. 20), Tennessee Tech (Feb. 22) and UT Martin (Feb. 29) during its final stretch of the season.



2019-20 SOUTHEAST MISSOURI BASKETBALL NOTES / SIU EDWARDSVILLE

Close Games

Southeast Missouri has played seven games this season that were decided by four points or less. The Redhawks are 4-3 in those contests.

Ray Misses Thursday's Game

Southeast Missouri head coach Rick Ray did not coach Thursday's game against UT Martin due to the flu. Ray was diagnosed with the flu earlier in the week. Keith Pickens served as SEMO's acting head coach in Ray's absence.

Super Slam

Sage Tolbert scored 14 points against Jacksonville State (Feb. 6). Tolbert had five dunks in the game for 10 of his points. He leads the team with 12 dunks this year.

Strong to the Finish

The Redhawks shot a season-best 56.9 percent (29-of-51) from the field against Jacksonville State (Feb. 6). It marked the fourth time this season where the Redhawks shot 50 percent or better from the floor.

Hogan Nets Season-Best

Skyler Hogan poured in a season-high 21 points to lead Southeast Missouri against UT Martin (Feb. 13). Hogan shot 7-of-15 from the field and buried four 3-pointers. It was the third 20-point game of his career.

Russell Goes for New Career-High

Nygal Russell scored a career-high 21 points against Tennessee Tech (Feb. 8) becoming the third player to score 20 or more points in a game this season. Russell made 8-of-11 field goals and a perfect 4-of-4 three-pointers in 30 minutes off the bench. It marked the fifth time in his last eight games where Russell scored double figures.

Tolbert Rolls

Forward Sage Tolbert scored 16 points and led Southeast Missouri with nine rebounds against UT Martin (Feb. 13). Tolbert has scored double figures in each of his last four games. He has pulled down eight or more rebounds in nine games this year.

2019-20 SOUTHEAST MISSOURI REDHAWKS

No.	Name	Pos.	Ht.	Wt.	Cl.	Yr.	Hometown (High School/College)
0	Alex Caldwell	G	6-0	160	So.	2nd	Columbia, S.C. (Wilson)
1	Khalil Cuffee	G	6-4	205	So.	3rd	Fairburn, Ga. (Langston-Hughes)
2	Jordan Love	G	6-5	180	Fr.	2nd	Durham, N.C. (Voyager Academy)
3	Skyler Hogan	G	6-5	205	Sr.	5th	Melbourne, Fla. (Holy Trinity Episcopal/Embry-Riddle)
4	Oscar Kao	G	6-0	170	Jr.	3rd	Tapei, Taiwan (Songshan/Marshalltown CC)
5	Chris Harris	G	6-3	205	Jr.	3rd	Antioch, Ill. (Lake Forest Academy/John A. Logan College)
10	Quatarrius Wilson	F	6-8	215	Sr.	5th	Mobile, Ala. (Gardendale/McNeese State)
11	DQ Nicholas	G	6-1	180	Fr.	1st	Atlanta, Ga. (Scotland Prep School (Pa.))
12	Evan Morrison *	F	6-6	190	Jr.	3rd	Lee's Summit, Mo. (Kansas City East Christian Academy/John Wood CC)
13	Isaiah Gable	F	6-7	200	Jr.	3rd	Greenville, Ohio (Greenville)
15	Nana Akenten #	G	6-6	215	Jr.	3rd	Bolingbrook, Ill. (Bolingbrook/Nebraska)
20	Jakob Medina *	G	6-2	175	Fr.	1st	Chicago, Ill. (St. Patrick)
23	Sage Tolbert	F	6-8	210	So.	2nd	Richmond, Texas (Combine Academy (Charlotte, N.C.))
25	Nygal Russell	G	6-4	205	So.	3rd	Houston, Texas (ASPIRE Academy (Louisville, Ky.))
44	Darrius Agnew	F	6-8	220	Jr.	3rd	Starkville, Miss. (Starkville/East Mississippi CC)

* Walk-on

Will sit out the season due to NCAA Division I transfer regulations

Head Coach: Rick Ray, Fifth Year (Grand View College, 1994)

Assistant Coach: Keith Pickens, Second Year (Missouri State, 2013)

Assistant Coach: Tarrance Crump, First Year (Purdue, 2008)

Assistant Coach: Jason Owens, First Year (Siena Heights, 2006)

Director of Operations: Al Myers, Second Year (Wichita State, 1992)

Graduate Assistant: Mark Laros, First Year (Southeast Missouri, 2019)

Pronunciations

Nana Akenten.....na-nuh uh-ken-ten
 Khalil Cuffee.....kah-leel
 Oscar Kao.....cow
 Mark Laros.....lair-ohs
 Nygal Russell.....nye-juhl

Breakdown by Class

Seniors.....2
 Juniors.....6
 Sophomores.....4
 Freshmen.....3



2019-20 OHIO VALLEY CONFERENCE STANDINGS (AS OF FEB. 13, 2020)

	OVC					Overall					
	Record	Pct.	Home	Away	Streak	Record	Pct.	Home	Away	Neutral	Streak
Murray State	11-2	0.846	6-0	5-2	L1	18-7	0.720	12-0	5-5	1-2	L1
Austin Peay	11-2	0.846	7-0	4-2	W1	17-9	0.654	12-0	4-8	1-1	W1
Belmont	10-3	0.769	6-1	4-2	W5	19-7	0.731	11-1	8-5	0-1	W5
Eastern Kentucky	10-3	0.769	5-1	5-2	W1	13-13	0.500	8-3	5-8	0-2	W1
Tennessee State	7-6	0.538	4-2	3-4	L2	15-11	0.577	9-2	4-9	2-0	L2
Morehead State	6-7	0.462	5-2	1-5	L2	12-14	0.462	10-3	2-11	0-0	L2
Eastern Illinois	5-8	0.385	5-2	0-6	L1	12-13	0.480	8-2	3-10	1-1	L1
Jacksonville State	5-8	0.385	1-5	4-3	L2	10-16	0.385	5-6	4-9	1-1	L1
SIUE	4-9	0.308	2-4	2-5	W2	7-19	0.269	4-7	3-12	0-0	W2
Tennessee Tech	4-9	0.308	2-5	2-4	W2	7-19	0.269	4-8	3-9	0-2	W2
UT Martin	3-10	0.231	2-4	1-6	L2	7-17	0.292	4-5	2-10	1-2	L2
Southeast Missouri	2-11	0.154	2-5	0-6	W1	6-20	0.231	5-6	0-13	1-1	W1





2019-20 SOUTHEAST MISSOURI BASKETBALL NOTES / SIU EDWARDSVILLE

Huge Stop

Freshman DQ Nicholas stole the ball when UT Martin inbounded the ball under Southeast Missouri's basket. Nicholas then passed to Skyler Hogan for a layup to give the Redhawks their first lead of the game at 73-72 with 24 seconds left. Nicholas later split a pair of free throws to put the finishing touches on SEMO's 74-72 victory.

Tolbert Clears 300 Rebounds

Southeast Missouri's leading rebounder, Sage Tolbert surpassed 300 rebounds in his career at Eastern Kentucky (Feb. 1). Tolbert pulled down a career-high 17 boards against the Colonels. He has 126 offensive rebounds and 207 defensive boards for a total of 333 to date. He is averaging 6.8 rebounds a game this year.

Love Produces

Redshirt-freshman Jordan Love scored double figures in two of his last four games. Love made his first career start at Morehead State (Jan. 30). He scored 14 points, hitting four field goals, two 3-pointers and a perfect 4-of-4 free throws in 29 minutes. Love followed that up with 12 points two days later at Eastern Kentucky (Feb. 1). Most recently, Love scored five points and made a big layup after Jacksonville State pulled within three to help SEMO hang on for its first conference win.

Caldwell Notches 29 Points

Alex Caldwell poured in a career-high 29 points at Morehead State (Jan. 30), the most points in a game by any Redhawk this season. Caldwell scored 22 of his points in the second half. It was his second-straight game with 20 or more.

Russell Sees Double Again

Nygal Russell came off the bench to score 16 points at Morehead State (Jan. 30) and added 10 points at Eastern Kentucky (Feb. 1). Russell now has seven double-digit scoring games this season, including five in his last eight contests.

OVC Member

Southeast Missouri is in its 29th season as a member of the Ohio Valley Conference. SEMO first joined the league when it moved to NCAA Division I in 1991-92. The Redhawks are 189-294 all-time in OVC play. SEMO last had a winning OVC record in 2016-17 (9-7).

Redhawks Score Season High

The Redhawks scored a season-high 91 points against Murray State (Jan. 18). Southeast Missouri had scored no more than 79 points in its first 18 games of 2019-20.

2019-20 STATS COMPARISON

SIUE	SEMO
7-19.....Record	6-20
4-9.....Conference Record	2-11
67.0.....Points Per Game.....	65.8
73.2.....Opp. Points Per Game.....	74.7
-6.2.....Scoring Margin	-8.8
.430.....Field Goal Percentage.....	.420
.440.....Opp. Field Goal Percentage.....	.478
.311.....3-Point Field Goal Percentage.....	.324
.332.....Opp. 3-Point Field Goal Percentage.....	.376
.679.....Free Throw Percentage.....	.678
.737.....Opp. Free Throw Percentage.....	.689
33.9.....Rebounds Per Game	32.8
35.6.....Opp. Rebounds Per Game.....	36.1
-1.7.....Rebounding Margin	-3.2
13.7.....Assists Per Game.....	10.9
14.0.....Turnovers Per Game	13.8
-0.3.....Turnover Margin.....	-0.8
3.1.....Blocks Per Game	2.2
5.6.....Steals Per Game.....	5.4

THIS WEEK'S SCHEDULE/RESULTS

Thursday, February 13

Eastern Kentucky 78, Morehead State 71
Tennessee Tech 75, Jacksonville State 74
Belmont 74, Tennessee State 51

Southeast Missouri 74, UT Martin 72

SIU Edwardsville 76, Eastern Illinois 74
Austin Peay 71, Murray State 68

Saturday, February 15

Eastern Kentucky at Austin Peay, 4 p.m., CT
Eastern Illinois at UT Martin, 4 p.m., CT
Morehead State at Murray State, 4 p.m., CT

SIU Edwardsville at Southeast Missouri, 4 p.m., CT

Jacksonville State at Belmont, 5 p.m., CT
Tennessee Tech at Tennessee State, 7:30 p.m., CT

SOUTHEAST MISSOURI PROBABLE STARTERS



0

Alex Caldwell
G / 6-0 / 160 / So.
Columbia, S.C.


11.7 ppg, 2.2 rpg,
2.8 apg



3

Skyler Hogan
G / 6-5 / 205 / Sr.
Melbourne, Fla.

8.4 ppg, 4.2 rpg,
0.8 apg



10

Quatarrius Wilson
F / 6-8 / 215 / Sr.
Mobile, Ala.

5.9 ppg, 5.0 rpg,
1.0 apg



23

Sage Tolbert
F / 6-8 / 210 / So.
Richmond, Texas

9.5 ppg, 6.8 rpg,
0.9 apg



25

Nygal Russell
G / 6-4 / 205 / So.
Houston, Texas

6.4 ppg, 2.7 rpg,
1.2 apg



2019-20 SOUTHEAST MISSOURI BASKETBALL NOTES / SIU EDWARDSVILLE

HONORS & AWARDS

OVC Freshman of the Week

DQ Nicholas, G, Dec. 9

2019-20 OVC PRESEASON POLL

Team (First-Place Votes)

Belmont (17)	237
Murray State (7)	223
Jacksonville State	187
Austin Peay	180
UT Martin	154
Eastern Kentucky	128
Eastern Illinois	124
Morehead State	113
Tennessee State	90
SIU Edwardsville	63
Southeast Missouri	49
Tennessee Tech	36

2019-20 PRESEASON ALL-OVC TEAM

Name, Position, School

Jomaru Brown, G, Eastern Kentucky
Tevin Brown, G, Murray State
Jr. Clay, G, Tennessee Tech
Darnell Cowart, F, Murray State
Quintin Dove, F, UT Martin
Grayson Murphy, G, Belmont
Nick Muszynski, C, Belmont
Craig Randall II, G, UT Martin
Terry Taylor, G/F, Austin Peay
Jordan Walker, G, Morehead State
Josiah Wallace, G, Eastern Illinois

Preseason Player of the Year

Terry Taylor, G/F, Austin Peay

Redhawks Give Racers All They Can Handle

The Redhawks played their best game of the season to date in a close 96-91 overtime loss to rival Murray State (Jan. 18). SEMO and MSU exchanged leads nine times and there were 10 ties in the game. The Redhawks trailed by 17 (37-20) with 3:51 remaining in the first half before closing out the opening stanza on a 20-4 run to pull to within a point (41-40) at the intermission. SEMO led in the second half all the way until Tevin Brown's 3-pointer regained a 73-71 edge for the Racers at the 3:04 mark. Brown then made two free throws to send the game to overtime.

Looking for First Road Win

Southeast Missouri is 0-13 in true road games this season and has dropped 15-straight road contests dating back to last year. The Redhawks last road win was an 88-79 victory at Eastern Illinois on Feb. 16, 2019.

All Twenty-Six

Forward Sage Tolbert is the only player who has started all 26 games for Southeast Missouri this year. Tolbert logged 34-consecutive starts dating back to last season.

Redhawks Drop Heartbreaker

The Redhawks led for over 33 minutes and played well against Tennessee State (Jan. 11), but came up just short in the final seconds. TSU overcame a 16-point deficit behind a 21-point effort from Carlos Marshall. Marshall also grabbed an offensive rebound and scored the game-winning layup with six seconds left. TSU did not take the lead until Michael Littlejohn's 3-pointer with 2:28 remaining. SEMO had one final possession, but didn't get a shot off. The Redhawks also went the final 9:30 of the contest without a field goal. SEMO has had four games decided by two or less points this season.

Caldwell Sees Doubles

Alex Caldwell scored double figures for the sixth-straight game when he dropped in 15 off the bench against Tennessee State (Jan. 11). Caldwell made 5-of-11 field goals in 28 minutes. He missed his first start of the season against

Belmont (Jan. 9) after not practicing the week due to illness. Caldwell's six-game double-digit scoring streak was the longest of his career and the longest of any Redhawk in 2019-20.

Leading at the Half

Southeast Missouri held its biggest halftime lead of the season when it built a 43-30 advantage against Jacksonville State (Feb. 6). SEMO is 4-2 in games where it leads at halftime.

Nicholas Paves the Way

Freshman DQ Nicholas led Southeast Missouri in scoring for the sixth time this season when he scored 21 points against Murray State (Jan. 18). Nicholas is the Redhawks third-leading scorer in Ohio Valley Conference play with 9.1 points a game.

Kao Reaches Career-High

Guard Oscar Kao established a new career-high in scoring with 15 points against Belmont (Jan. 9). Kao, who started his second-straight game, shot 5-of-10 from the field and a perfect 4-of-4 at the free throw line. It was the second time he scored double figures in his career.

Wilson Nets 10 Again

Quatarrius Wilson scored 10 points in his first 10 minutes of action against Belmont (Jan. 9). Wilson scored double figures for the sixth time this season. His six double-digit games rank third on the team.

Redhawks End Non-Conference Play

Southeast Missouri ended non-conference play with a 74-59 home victory over Missouri Baptist (Dec. 29). The Redhawks finished with a 4-9 record against non-league foes with eight of those losses outside of Cape Girardeau.

Three in Double Figures

The Redhawks had three or more players finish with double figures in the scoring column for the 16th time this season vs. UT Martin (Feb. 13). Skyler Hogan scored 21 points, Sage Tolbert had 16, Alex Caldwell added 14 and Quatarrius Wilson had 12.



2019-20 SOUTHEAST MISSOURI BASKETBALL NOTES / SIU EDWARDSVILLE

Redhawks at Home

The Redhawks are 5-6 at the Show Me Center with wins over Purdue Fort Wayne (79-78, Nov. 10), Missouri S&T (72-71, Nov. 22), Missouri Baptist (74-59, Dec. 29), Jacksonville State (76-72, Feb. 6) and UT Martin (74-72, Feb. 13).

OVC Openers

With its 78-53 loss at Austin Peay (Jan. 2), Southeast Missouri dropped to 10-19 all-time in Ohio Valley Conference openers. The Redhawks are 1-4 in conference openers under head coach Rick Ray.

Redhawks Get Win Over Missouri Baptist

After scoring 50 points or less in three-straight games, Southeast Missouri regrouped to score 74 in its latest win over Missouri Baptist (Dec. 29). It marked SEMO's fifth time scoring over 70 points this year. The 74 points also rank as the Redhawks third-most in a game thus far.

Cuffee Returns

Khalil Cuffee scored double figures in his first action of the season against Missouri Baptist (Dec. 29). Cuffee did not play the first 12 games due to a concussion. He scored 10 points, grabbed two rebounds and dished out two assists in 17 minutes off the bench. It was the second time Cuffee scored double-digits in his career.

Defense Plays Well

Southeast Missouri held an opponent to just one 3-pointer made for the second time this season when Missouri Baptist (Dec. 29) finished at 1-of-14 from beyond the arc. SEMO allowed just 59 points, its second-fewest in a game this season.

Largest Margin of Victory

The Redhawks tied their largest margin of victory this season with their 74-59 win over Missouri Baptist (Dec. 29). Southeast Missouri has posted two of its four wins by double figures this year. SEMO also ended the month of November with a 15-point victory (66-51) over Denver on Nov. 30.

Redhawks Go Cold

The Redhawks started strong out of the gate against longtime rival Southern Illinois (Dec. 21). Southeast Missouri went on a 12-2 run in the first six minutes, but then missed its next 13 field goals and went scoreless for 11:21. SIU scored 26 unanswered points during the Redhawks cold spell. The 64-45 loss marked SEMO's fifth by double figures this season.

Agnew Cracks Starting Lineup

East Mississippi Community College transfer Darrious Agnew scored double figures twice since joining the starting lineup on Dec. 7 (at Drake). Agnew scored 11 points and had four rebounds in his first start against the Bulldogs. Eight days later, he dropped in a season-high 17 points and pulled down six rebounds at Youngstown State (Dec. 15).

Redhawks vs. Ranked Opponents

With its loss to #5 Ohio State (Dec. 17), Southeast Missouri dropped to 0-15 all-time against ranked opponents. Eight of those matchups were against Top-10 foes. SEMO's highest ranked opponent prior to this year was also from the Big Ten Conference -- #6 Illinois on Dec. 28, 2005.

Quite an Experience

Although Southeast Missouri suffered its biggest loss of the season at #5 Ohio State (Dec. 17), the Redhawks did get the opportunity to play in the ninth-largest college basketball arena in the country. Value City Arena has a seating capacity of 19,049 and is the largest arena in the Big Ten Conference. Nationally, it ranks behind Syracuse's Carrier Dome (34,616), Kentucky's Rupp Arena (23,000), Louisville's KFC Yum! Center (22,090), North Carolina's Dean Smith Center (21,750), Tennessee's Thompson-Boling Arena (21,678), Georgetown's Capital One Arena (20,356), St. John's Madison Square Garden (19,812) and North Carolina State's PNC Arena (19,722). No SEMO basketball team had played in a bigger arena prior to this year. Tuesday's game drew an attendance of 13,177, the largest crowd the Redhawks played in

SHOW ME CENTER INFORMATION

Photographers

Photographers working the floor level at the Show Me Center are required to shoot from behind the dash lines along the baselines and must sit on the floor in those areas. The Director of Strategic Communications may identify other positions off the court where photographers may work, provided the view is not blocked for fans. At no time may photographers work directly from behind the official scorer's table and team benches, and in front of any courtside signage. No tripods may be placed on or beside the court.

Postgame Procedure

All interview requests for Southeast student-athletes must be made to a member of the Southeast Missouri Strategic Communications staff prior to the end of each game. Student-athletes will be escorted to postgame press conferences in the front meeting rooms of the Show Me Center. Media representatives are not allowed in the dressing room area. Redhawks head coach Rick Ray will address the media during press conferences after every game and the opposing head coach will be invited upon request. Ray will join press conferences immediately after his postgame radio obligation with the Redhawks Radio Network.

Credentials

Credentials are required for entrance to the Show Me Center. To request season or single game credentials, please contact Southeast Missouri Assistant Director of Athletics for Strategic Communications Jeff Honza by phone (573) 651-2933 or email jhonza@semo.edu / redhawk1@me.com. Credentials can be picked up at the NCAA pass gate located inside the main entrance of the Show Me Center.

Press Row

Media will be issued assigned seats course side on the north side of the Show Me Center. Press row is reserved for working media only. Professional decorum is expected at all times. Cheering or outward expression is strictly prohibited.

Gameday Information

Game notes, rosters, statistics and other information is available on press row and in the media workroom at the Show Me Center on gamedays. Weekly releases will be published online at GoSoutheast.com.

Phone Lines

One phone line will be provided to the visiting team's official radio station courtesy of the Redhawks Radio Network. If additional phone lines are needed, they must be secured by calling (573) 651-2275 at least one week in advance.

Wireless Internet

The Show Me Center is equipped with wireless internet. Please see a member of the Southeast Missouri Strategic Communications staff for login information.



2019-20 SOUTHEAST MISSOURI BASKETBALL NOTES / SIU EDWARDSVILLE

front of since Dec. 4, 2016 -- 17,222 at Indiana's Assembly Hall.

Strong Trip Home

Forward Isaiah Gable, the only player from Ohio on Southeast Missouri's roster, performed well in front of a large group of family and friends in his home state. Gable scored 10 points off the bench against both Youngstown State (Dec. 15) and #5 Ohio State (Dec. 17). He knocked down five 3-pointers in those contests, including a season-high three against the Penguins. Gable is from Greenville, Ohio which is just under 100 miles from Columbus.

Nicholas Nabs First OVC Honor

Southeast Missouri guard DQ Nicholas was named Ohio Valley Conference Co-Freshman of the Week on Dec. 9. A native of Atlanta, Georgia, Nicholas had a strong week for the Redhawks averaging 14 points and 4.5 rebounds in two games. He scored 21 points and made a perfect 14-of-14 free throws at Abilene Christian (Dec. 5). Nicholas scored 16 points and made all 14 of his free throws in the second half of that game. He then added seven points and five rebounds two days later at Drake (Dec. 7). Nicholas has scored over 20 points a team-high two times this year.

Strong Showing

After averaging under five 3-pointers made per game (4.6) through its first eight contests of the 2019-20 campaign, Southeast Missouri drained a season-best 10-of-19 treys at Drake (Dec. 7). The Redhawks heated up to shoot 52.6 percent from long range for the game and 54.5 percent (6-of-11) in the first half alone.

Perfect at the Free Throw Line

Freshman DQ Nicholas went a perfect 14-of-14 at the free throw line at Abilene Christian (Dec. 5). Nicholas led the Redhawks with a game-high 21 points, his second 20-point performance this season. He scored 16 of his points in the second half. Nicholas was the first Southeast Missouri player to make 14 free throws in a game since Denzel

Mahoney went 14-of-15 and scored 34 points vs. Tennessee State (Mar. 1, 2017).

Solid Offense

Southeast Missouri scored 73 points against Drake, at the time, the most in the Knapp Center of any opponent this season on Dec. 7. The Bulldogs, who were Co-Missouri Valley Conference Champions in 2018-19, did not allow more than 58 points in their first five home games before hosting the Redhawks. SEMO led Drake for over 30 minutes in that game.

Knocking Them Down

The Redhawks made 21-of-22 free throws in the second half against Abilene Christian (Dec. 5). Southeast Missouri finished shooting a season-best 85.7 percent (24-of-28) at the free throw line in that game. The 24 free throws made were SEMO's second-most this year.

Double-Digit Scorers

Southeast Missouri enters the weekend with one player averaging double figures in the scoring column with a minimum of three games played. Alex Caldwell is averaging 11.7 points a game behind guard Chris Harris (15.5 ppg in two games), who is out for the season with a knee injury.

Caldwell Named to Cable Car Classic All-Tournament Team

Sophomore guard Alex Caldwell was named to this year's Cable Car Classic All-Tournament Team. Caldwell averaged 14.3 points, two rebounds, two assists and 3.3 steals per game in three starts during the tournament. He also went a perfect 10-of-10 at the free throw line and scored double figures in all three contests.

Nice Defense

The Redhawks held Denver to just 51 points in their 66-51 victory on Nov. 30. It was the lowest point total Southeast Missouri held an opponent to since Chattanooga scored 42 against the Redhawks on Nov. 17, 2018. SEMO also limited the Pioneers to only 1-of-16 from 3-point range.

Double-Doubles

Southeast Missouri has a total of four double-doubles this season. Quatarrius Wilson and Sage Tolbert each have two for the Redhawks thus far.

Quatarrius Wilson, 12 points, 13 rebounds
at Vanderbilt (Nov. 6)

Sage Tolbert, 13 points, 10 rebounds
vs. Cal State Fullerton (Nov. 27)

Quatarrius Wilson, 10 points, 11 rebounds
vs. Denver (Nov. 30)

Sage Tolbert, 11 points, 11 rebounds
vs. Missouri Baptist (Dec. 29)

3-Point Difference

Southeast Missouri has made 156 three-pointers through 26 games, third-fewest in the Ohio Valley Conference. The Redhawks are averaging six three-pointers per contest and made 32.4 percent (156-of-482). SEMO has shot under 30 percent from beyond the arc a total of nine times this year. The Redhawks shot under 20 percent on three occasions. Opponents have made 204 threes and hold a 612-468 (+144) advantage in points behind the 3-point line.

Down to the Wire

Southeast Missouri won two of its first three games at home by one point. Chris Harris buried a 3-pointer with 27 seconds left to send SEMO to a 79-78 victory over Purdue Fort Wayne on Nov. 10. Twelve days later, Alex Caldwell drained a 3-pointer with 17 seconds on the clock to grab SEMO a 72-71 win over Missouri S&T (Nov. 22).

Redhawks Get First Win

Southeast Missouri picked up its first win of the season with a gritty performance against Purdue Fort Wayne (Nov. 10). SEMO saw a 15-point lead disappear, but made some big defensive stops and a clutch shot down the stretch to beat the Mastodons, 79-78.

Nicholas Drops in 24

Freshman guard DQ Nicholas became the first Southeast Missouri player to score over 20 points in a game when he dropped in a game-high 24 against The Citadel (Nov. 19).



2019-20 SOUTHEAST MISSOURI BASKETBALL NOTES / SIU EDWARDSVILLE

Nicholas made 9-of-16 field goals and 5-of-6 free throws.

Home-Opening Win

With their 79-78 victory over Purdue Fort Wayne (Nov. 10), the Redhawks improved to 23-6 all-time in home-openers since joining the NCAA Division I ranks in 1991-92. Southeast Missouri opened its home slate with a win for the seventh time in eight years and has posted victories in 14 of its last 17 home-opening dates. The Redhawks won their fourth-straight home-opener under head coach Rick Ray.

Harris Out for Season

Chris Harris, who opened his Southeast Missouri career with back-to-back double-digit scoring games and drained a game-winning 3-pointer to give the Redhawks their first victory of the season (vs. Purdue Fort Wayne), is out for the season with a knee injury. Harris initially sustained his injury during practice prior to SEMO's matchup with The Citadel (Nov. 19). He averaged 15.5 points per game and was SEMO's leading scorer in each of the first two games of the 2019-20 campaign. Harris underwent surgery on Jan. 6.

Mr. Double-Double

Quatarrius Wilson registered the 16th double-double of his college career and second in a Southeast Missouri uniform when he finished with 10 points and 11 rebounds vs. Denver (Nov. 30). Wilson previously had a Southland Conference leading 14 double-doubles during the 2017-18 season at McNeese State.

Division I Debuts

Five players, including guard Chris Harris, forwards Darrious Agnew and Evan Morrison, and guards DQ Nicholas and Jordan Love made their NCAA Division I debuts in 2019-20. Harris, who is currently out with a knee injury, averaged 15.5 points per game in his first two contests.

Welcome to Division I Basketball

Six of the 15 players on Southeast Missouri's 2019-20 roster never played NCAA Division I basketball. DQ Nicholas, Jordan Love, Chris Harris, Evan Morrison, Jakob Medina and Darrious Agnew formed that group entering the year. Nicholas, Harris, Agnew, Love and Morrison have played so far this season.

Owens and Crump Join Coaching Staff

Southeast Missouri added assistant coaches Tarrance Crump and Jason Owens to its staff in June. Crump spent three years as an assistant coach at fellow Ohio Valley Conference member SIU Edwardsville (2016-18). SEMO head coach Rick Ray coached Crump when he was a student-athlete at Purdue. Owens joined the Redhawks after working two years as an assistant coach on Kim Anderson's staff at Pittsburg State.

Worth Noting

Of the 353 NCAA Division I men's basketball programs in the nation and discounting the Historically Black Colleges and Universities, Southeast Missouri is one of only five programs that have full-time coaching staffs comprised entirely of African-Americans. SEMO joins Georgetown, North Carolina State, Houston and Detroit Mercy

Fifth Year for Ray

Rick Ray is in his fifth year as head coach at Southeast Missouri. The Redhawks finished their 2018-19 season with an overall record of 10-21 and 5-13 Ohio Valley Conference mark. Prior to his first head coaching job at Mississippi State, Ray made the NCAA Tournament as an assistant coach with three different programs, including Purdue, Clemson and Indiana State.

Roster Makeup

The Redhawks 2019-20 roster consists of 15 players, including two seniors, six juniors, four sophomores and three freshmen. Southeast Missouri has a total of six newcomers on this year's squad. SEMO's roster is comprised of players from nine different states (Alabama, Florida, Georgia, Illinois, Mississippi, Missouri, North Carolina, Ohio, South Carolina).

Season 113

Southeast Missouri is in its 113th season of basketball. This year marks SEMO's 29th as an NCAA Division I program. The Redhawks are 341-501 all-time at the Division I level. SEMO joined the Division I ranks in 1991-92.

Redhawks 11th in OVC Preseason Poll

Southeast Missouri was picked 11th in the 2019-20 Ohio Valley Conference Basketball Preseason Poll announced Oct. 22 during the league's annual media day at the Double Tree Hotel. SEMO tallied 49 points in the overall voting by the OVC Head Coaches and Communication Directors. Belmont, which received 17 of the 24 first-place votes, was tabbed this year's favorite. Murray State followed with 223 points and seven first-place nods. The Bruins and Racers shared the OVC regular-season title last season. MSU won the OVC Tournament crown and both teams advanced to the NCAA Tournament. Jacksonville State (187 pts.), Austin Peay (180 pts.), UT Martin (154 pts.), Eastern Kentucky (128 pts.), Eastern Illinois (124 pts.), Morehead State (113 pts.), Tennessee State (90 pts.) and SIU Edwardsville (63 pts.) were also picked ahead of SEMO. Tennessee Tech completed the poll with 36 points. Austin Peay guard/forward Terry Taylor was selected Preseason OVC Player of the Year.



HEAD COACH RICK RAY



- Head Coach
- Fifth Year
- Grand View College, 1994

RICK RAY

Rick Ray is in his fifth year as head coach at Southeast Missouri.

SEMO concluded its 2018-19 campaign with an overall record of 10-21 and 5-13 in the Ohio Valley Conference.

The Redhawks return three starters from last year's team which ranked second in the OVC in 3-point field goal percentage defense (.320), third in 3-point field goals made (8.6 per game) and fourth in 3-point field goal percentage (.370). SEMO also tied for fourth in defensive rebounding percentage (.717) and rated fifth in defensive rebounds (25.7 rpg).

The year before, SEMO finished its 2017-18 season with an overall record of 14-17 and 8-10 mark in the OVC. The Redhawks were seventh in the league standings, three spots ahead of where they were picked in the preseason poll.

The Redhawks drained a single-season school record 289 three-pointers in Ray's third year as head coach. SEMO made 10 or more 3-pointers in 15 contests and led the OVC with a .392 three-point field goal percentage.

Guards Denzel Mahoney and Ledarrius Brewer represented SEMO on the 2017-18 All-Ohio Valley Conference teams.

Mahoney earned first-team honors, while Brewer secured All-Newcomer accolades.

Ray led SEMO to a +10 increase in the win column as the Redhawks were the 22nd Most Improved Team in NCAA Division I Basketball during the 2016-17 season. SEMO finished at 15-18 and second in the OVC West Division with a 9-7 record after going 5-24 and placing last in the league in 2015-16.

SEMO made its 15th all-time OVC Tournament appearance with Ray winning the first game he coached at the event when the Redhawks erased a 14-point deficit to beat Tennessee State in overtime.

Statistically, SEMO made huge strides from the previous season. The Redhawks ranked among the top-five in the OVC in several categories, including steals (1st, 7.7), assist/turnover ratio (5th, 1.1) and 3-point field goals made (5th, 8.0). SEMO made its biggest jump from the 2015-16 season in turnover margin (8th to 1st), 3-point field goal percentage (last to 2nd) and free throw percentage (last to 2nd). Nationally, the Redhawks went from 331st to 49th in free throw percentage and 336th to 59th in total 3-point field goals made, while improving in many other areas during

the 2016-17 campaign.

Additionally, Ray coached a pair of All-OVC selections in guards Antonius Cleveland and Mahoney. Cleveland, who earned first-team honors, became the first SEMO player to make the national College Slam Dunk Championship. Cleveland most recently re-signed with the Dallas Mavericks on a two-way contract with the Texas Legends (NBA G League).

Mahoney was the league's Freshman of the Year, a second-team pick, All-Newcomer selection and OVC All-Tournament Team honoree. It was the first time the Redhawks had multiple All-OVC selections since 2013-14 (Tyler Stone, Jarekious Bradley).

Following the 2016-17 campaign, Ray received a two-year contract extension that runs through the 2020-21 season.

Ray was introduced as the 20th head coach in SEMO men's basketball history on April 13, 2015. He is the first African-American head coach in the 112-year history of the program.

A tireless worker, Ray is structuring his program to achieve success both on the court and in the classroom.

SEMO posted a 3.31 GPA during Summer, 2019. The Redhawks had seven players obtain a 4.0 GPA and 12 achieve a 3.0 or higher mark.

In his first summer on the job, Ray challenged his players to excel academically and they did so by accumulating a 3.38 grade point average, the program's highest in a summer term.

Twelve of the 15 players enrolled in summer classes

posted a 3.0 or higher GPA. To take it even further, Ray convinced other players to remain on campus and finish what they started. As a result, seven players graduated. Nino Johnson, Jarekious Bradley, Darrian Gray and J.J. Thompson, along with former players Corey Wilford, Waylon Jones and Dainmon Gonner all earned their bachelor degrees.

The next summer, the Redhawks recorded a 3.33 GPA with six players achieving a 4.0 and 11 notching a 3.0 or higher GPA.

In Fall, 2017, SEMO's men's basketball team made the biggest improvement of all Redhawk athletic teams from the previous Fall, 2016 semester when it raised its grade point average .613 points to a 3.08. That fall, the basketball team was the only men's sport that registered a 3.0 GPA.

Ray's 2015-16 team was the first to play in a newly-renovated Show Me Center, which has served as home to Redhawk Basketball since 1987.

One of the best basketball arenas in the OVC, the Show Me Center received a new state-of-the-art center-hung video board, brand new telescopic seating, a new exterior roof and additional improvements to lighting and sound systems. All renovations were completed for the 2015-16 campaign.

Prior to SEMO, Ray spent three seasons as head coach at Mississippi State. He led the Bulldogs to a 2-2 mark in the SEC Tournament, including an upset win against Vanderbilt in 2013-14. Ray helped the development of two All-SEC



HEAD COACH RICK RAY

freshmen in Craig Sword and Gavin Ware, as his recruiting classes received national attention. In addition, Ray had a 100 percent graduation rate during his tenure at MSU.

Certainly no stranger to NCAA postseason play, Ray has been an assistant at three different institutions that enjoyed success at the highest level.

Before arriving in Starkville, Mississippi, Ray spent two seasons at Clemson, where he was associate head coach to Brad Brownell. Ray also spent four successful years on the staff of Matt Painter at Purdue. He began his Division I coaching career at Indiana State, serving seven seasons.

All three programs participated in the NCAA Tournament. While at Clemson coaching in the highly-competitive Atlantic Coast Conference, the Tigers won 38 games during Ray's two-year stint as associate head coach. In 2010-11, the Tigers finished the year with a 22-12 overall record and 9-7 mark in the ACC en route to making the NCAA Tournament for the fourth-straight season. Clemson advanced to the second round of the tournament that year.

Ray was an assistant coach from 2006-10 under Painter at Purdue, where the Boilermakers won 103 games during his first four years on staff, including 15 victories over Top 25 competition. During his tenure, Purdue advanced to the NCAA Tournament each season and made the Sweet 16 his last two years there.

In 2009, the Boilermakers won the Big Ten Tournament and

secured a No. 5 seed in the NCAA Tournament. A year later, Ray helped the Boilermakers to 29 wins, tied for the most in Purdue history for a single season. Purdue earned a No. 4 seed and lost in the round of 16 to eventual NCAA champion Duke during the 2010 NCAA Tournament.

Ray was part of the 2006-07 Purdue staff that signed arguably the top class in school history, a group that was rated No. 5 nationally by Scout.com and No. 6 by Rivals.com. That class included All-Americans Robbie Hummel and JaJuan Johnson and current NBA player E'Twaun Moore.

While at Purdue, Ray was on Painter's staff that also included Cuonzo Martin (Missouri head coach), and Paul Lusk (former Missouri State head coach).

Ray coached at Missouri Valley Conference member Indiana State for a period of seven years (1997-2004), helping ISU to consecutive 20-win seasons and NCAA Tournament appearances in 1999-2000 and 2000-01. In 1999-2000, the Sycamores compiled a 14-4 record in the MVC and won the regular season title. ISU then won the MVC Tournament the following season. The Sycamores later upset No. 4 seed Oklahoma in the first round of the 2001 NCAA Tournament. In addition, Ray was part of the ISU staff that defeated perennial power Indiana in back-to-back seasons.

Following his time at ISU, Ray spent two seasons (2004-06) as an assistant coach and recruiting coordinator at Northern

Illinois. In 2005-06, the Huskies were regular season Western Division champions in the Mid-American Conference for the first time in school history with a 17-11 overall record and 12-6 ledger in the MAC.

Ray began his coaching career as a graduate assistant at the University of Nebraska-Omaha, a Division II program. He helped orchestrate a seven-win turnaround during his second season in 1996-97.

A standout player for Grand View College (Iowa), Ray was an All-American Scholar-Athlete and honorable mention all-conference performer in 1993.

He earned his undergraduate

degree in applied mathematics and secondary education from Grand View in 1994. Ray received his master's degree in athletic administration from Nebraska-Omaha in 1997.

Those type of heralded credentials helped Ray make the transition to head coach.

In 2013, he was the recipient of Grand View's Distinguished Alumni Award.

Born in Gardena, California, Ray moved to Kansas City, Kansas with his family when he was six years old.

Ray and his wife, Breyana, have two sons, Deacon and Mason, and a daughter, Katriece.





RICK RAY YEAR-BY-YEAR RECORDS

<u>Year</u>	<u>School</u>	<u>Assignment</u>	<u>Record</u>	<u>Conference</u>	<u>Postseason</u>
1995-96	Nebraska-Omaha	Graduate Assistant	-	-	-
1996-97	Nebraska-Omaha	Graduate Assistant	-	-	-
1997-98	Indiana State	Assistant Coach	16-11	10-8	-
1998-99	Indiana State	Assistant Coach	15-12	10-8	-
1999-00	Indiana State	Assistant Coach	22-10	14-4	NCAA Tournament First Round
2000-01	Indiana State	Assistant Coach	22-12	10-8	NCAA Tournament Second Round
2001-02	Indiana State	Assistant Coach	6-22	4-14	-
2002-03	Indiana State	Assistant Coach	7-24	2-16	-
2003-04	Indiana State	Assistant Coach	9-19	5-13	-
2004-05	Northern Illinois	Assistant Coach	11-17	7-11	-
2005-06	Northern Illinois	Assistant Coach	17-11	12-6	-
2006-07	Purdue	Assistant Coach	22-12	9-7	NCAA Tournament Second Round
2007-08	Purdue	Assistant Coach	25-9	15-3	NCAA Tournament Second Round
2008-09	Purdue	Assistant Coach	27-10	11-7	NCAA Tournament Sweet 16
2009-10	Purdue	Assistant Coach	29-6	14-4	NCAA Tournament Sweet 16
2010-11	Clemson	Associate Head Coach	22-12	9-7	NCAA Tournament Second Round
2011-12	Clemson	Associate Head Coach	16-15	8-8	-
2012-13	Mississippi State	Head Coach	10-22	4-14	-
2013-14	Mississippi State	Head Coach	14-19	3-15	-
2014-15	Mississippi State	Head Coach	13-19	6-12	-
2015-16	Southeast Missouri	Head Coach	5-24	2-14	-
2016-17	Southeast Missouri	Head Coach	15-18	9-7	OVC Tournament Quarterfinals
2017-18	Southeast Missouri	Head Coach	14-17	8-10	-
2018-19	Southeast Missouri	Head Coach	10-21	5-13	-
2019-20	Southeast Missouri	Head Coach	6-20	2-11	-

Career Record: 86-160 (8 years)


Record at Southeast Missouri: 49-100, 26-55 OVC (5 years)

Record at Mississippi State: 37-60, 13-41 SEC (3 years)

Record as a college assistant/associate head coach: 266-202




RADIO/TV ROSTER




0 Alex Caldwell
G / 6-0 / 160 / So.
Columbia, S.C.



1 Khalil Cuffee
G / 6-4 / 205 / So.
Fairburn, Ga.



2 Jordan Love
G / 6-5 / 180 / R-Fr.
Durham, N.C.




3 Skyler Hogan
G / 6-5 / 205 / Sr.
Melbourne, Fla.




4 Oscar Kao
G / 6-0 / 170 / Jr.
Tapei, Taiwan




5 Chris Harris
G / 6-3 / 205 / Jr.
Antioch, Ill.




10 Quatarrius Wilson
F / 6-8 / 215 / Sr.
Mobile, Ala.




11 DQ Nicholas
G / 6-1 / 180 / Fr.
Atlanta, Ga.




12 Evan Morrison
F / 6-8 / 190 / Jr.
Lee's Summit, Mo.



13 Isaiah Gable
F / 6-7 / 200 / Jr.
Greenville, Ohio



15 Nana Akenten
G / 6-6 / 215 / Jr.
Bolingbrook, Ill.



20 Jakob Medina
G / 6-2 / 175 / Fr.
Chicago, Ill.



23 Sage Tolbert
F / 6-8 / 210 / So.
Richmond, Texas



25 Nygal Russell
G / 6-4 / 205 / So.
Houston, Texas



44 Darrious Agnew
F / 6-8 / 220 / Jr.
Starkville, Miss.



Rick Ray
Head Coach
Fifth Year



Keith Pickens
Assistant Coach
Second Year




Tarrance Crump
Assistant Coach
First Year



Jason Owens
Assistant Coach
First Year



Al Myers
Dir. of Operations
Second Year



Mark Laros
Graduate Assistant





2019-20 OVERALL STATISTICS



2019-20 Southeast Missouri Basketball Southeast Missouri Combined Team Statistics (as of Feb 13, 2020) All games



RECORD:	OVERALL	HOME	AWAY	NEUTRAL
ALL GAMES	6-20	5-6	0-13	1-1
CONFERENCE	2-11	2-5	0-6	0-0
NON-CONFERENCE	4-9	3-1	0-7	1-1

#	Player	gp-gs	min	avg	Total		3-Point		F-Throw		Rebounds				pf	dq	a	to	blk	stl	pts	avg
					fg-fga	fg%	3fg-fga	3fg%	ft-fa	ft%	off	def	tot	avg								
05	HARRIS, Chris	2-0	54	27.0	9-15	.600	5-7	.714	8-10	.800	0	6	6	3.0	5	0	2	5	1	0	31	15.5
00	CALDWELL, Alex	26-24	789	30.3	112-267	.419	37-109	.339	44-56	.786	13	43	56	2.2	56	3	73	61	11	24	305	11.7
23	TOLBERT, Sage	26-26	690	26.5	87-159	.547	2-7	.286	70-111	.631	71	106	177	6.8	72	2	24	49	19	22	246	9.5
11	NICHOLAS, DQ	25-19	663	26.5	69-169	.408	18-54	.333	62-80	.775	7	59	66	2.6	40	0	43	44	5	20	218	8.7
03	HOGAN, Skylar	26-25	712	27.4	78-196	.398	35-96	.365	27-34	.794	10	100	110	4.2	37	1	21	29	3	11	218	8.4
25	RUSSELL, Nygal	23-2	366	15.9	54-116	.466	18-48	.375	21-30	.700	8	54	62	2.7	34	0	28	35	2	14	147	6.4
10	WILSON, Quatarrius	26-18	511	19.7	54-122	.443	1-9	.111	45-82	.549	57	74	131	5.0	86	5	25	40	10	12	154	5.9
44	AGNEW, Darrious	19-5	223	11.7	38-89	.427	2-8	.250	22-33	.667	14	31	45	2.4	34	1	10	20	0	11	100	5.3
13	GABLE, Isaiah	25-3	516	20.6	40-117	.342	21-79	.266	12-20	.600	6	53	59	2.4	58	0	14	22	2	6	113	4.5
01	CUFFEE, Khalil	7-0	45	6.4	10-22	.455	4-15	.267	5-7	.714	0	3	3	0.4	4	0	5	2	1	0	29	4.1
02	LOVE, Jordan	20-4	271	13.6	24-70	.343	5-19	.263	18-31	.581	7	23	30	1.5	16	0	14	17	2	6	71	3.6
04	KAO, Oscar	22-4	298	13.5	26-84	.310	5-20	.250	11-15	.733	6	17	23	1.0	40	1	23	25	0	12	68	3.1
12	MORRISON, Evan	16-0	87	5.4	4-14	.286	3-11	.273	0-0	.000	2	4	6	0.4	5	0	1	1	0	2	11	0.7
Team											35	45	80					8				
Total.....		26	5225		605-1440	.420	156-482	.324	345-509	.678	236	618	854	32.8	487	13	283	358	56	140	1711	65.8
Opponents.....		26	5225		701-1468	.478	204-543	.376	335-486	.689	237	701	938	36.1	481	-	399	338	87	146	1941	74.7

TEAM STATISTICS	SEMO	OPP
SCORING	1711	1941
Points per game	65.8	74.7
Scoring margin	-8.8	-
FIELD GOALS-ATT	605-1440	701-1468
Field goal pct	.420	.478
3 POINT FG-ATT	156-482	204-543
3-point FG pct	.324	.376
3-pt FG made per game	6.0	7.8
FREE THROWS-ATT	345-509	335-486
Free throw pct	.678	.689
F-Throws made per game	13.3	12.9
REBOUNDS	854	938
Rebounds per game	32.8	36.1
Rebounding margin	-3.2	-
ASSISTS	283	399
Assists per game	10.9	15.3
TURNOVERS	358	338
Turnovers per game	13.8	13.0
Turnover margin	-0.8	-
Assist/turnover ratio	0.8	1.2
STEALS	140	146
Steals per game	5.4	5.6
BLOCKS	56	87
Blocks per game	2.2	3.3
ATTENDANCE	13194	48500
Home games-Avg/Game	11-1199	13-3661
Neutral site-Avg/Game	-	2-456

Date	Opponent	Score	Att.
11-06-19	at Vanderbilt	L 65-83	8097
11-10-19	PURDUE FORT WAYNE	w 79-78	1685
11-19-19	THE CITADEL	L 69-74	1087
11-22-19	MISSOURI S&T	w 72-71	721
! 11-27-19	vs Cal St. Fullerton	L 57-64	912
! 11-29-19	at Santa Clara	L 75-87	1009
! 11-30-19	vs Denver	w 66-51	0
12-05-19	at Abilene Christian	L 64-73	1982
12-07-19	at Drake	L 73-78	2723
12-15-19	at Youngstown St.	L 50-65	1243
12-17-19	at Ohio St.	L 48-80	13177
12-21-19	at Southern Ill.	L 45-64	4293
12-29-19	MISSOURI BAPTIST	w 74-59	1001
* 01-02-20	at Austin Peay	L 63-78	917
* 01-04-20	at Murray St.	L 59-81	4125
* 01-09-20	BELMONT	L 64-89	1097
* 01-11-20	TENNESSEE STATE	L 73-75	1012
* 01-16-20	AUSTIN PEAY	L 59-84	989
* 01-18-20	MURRAY ST.	Lot 91-96	1784
* 01-23-20	at SIUE	L 65-84	655
* 01-25-20	at Eastern Illinois	L 59-61	1538
* 01-30-20	at Morehead State	L 74-90	4892
* 02-01-20	at Eastern Kentucky	L 57-70	2937
* 02-06-20	JACKSONVILLE STATE	w 76-72	1256
* 02-08-20	TENNESSEE TECH	L 60-62	1486
* 02-13-20	UT MARTIN	w 74-72	1076

* = Conference game

! = Cable Car Classic (Santa Clara, Calif.)

Score by Periods	1st	2nd	OT	Totals
Southeast Missouri	818	880	13	1711
Opponents	951	972	18	1941



2019-20 OVC STATISTICS



2019-20 Southeast Missouri Basketball Southeast Missouri Combined Team Statistics (as of Feb 13, 2020) Conference games only



RECORD:	OVERALL	HOME	AWAY	NEUTRAL
ALL GAMES	2-11	2-5	0-6	0-0
CONFERENCE	2-11	2-5	0-6	0-0
NON-CONFERENCE	0-0	0-0	0-0	0-0

		Total					3-Point		F-Throw		Rebounds															
##	Player	gp-gs	min	avg	fg-fga	fg%	3fg-fga	3fg%	ft-fa	ft%	off	def	tot	avg	pf	dq	a	to	blk	stl	pts	avg				
00	CALDWELL, Alex	13-11	394	30.3	65-145	.448	19-56	.339	24-31	.774	9	23	32	2.5	31	2	44	33	6	6	173	13.3				
23	TOLBERT, Sage	13-13	362	27.8	46-78	.590	2-4	.500	37-57	.649	38	49	87	6.7	36	2	12	21	15	12	131	10.1				
25	RUSSELL, Nygal	11-2	208	18.9	37-69	.536	17-33	.515	11-16	.688	4	28	32	2.9	17	0	17	19	1	7	102	9.3				
11	NICHOLAS, DQ	12-7	326	27.2	35-86	.407	9-26	.346	27-34	.794	5	26	31	2.6	19	0	26	19	2	12	106	8.8				
03	HOGAN, Skyler	13-12	349	26.8	37-100	.370	18-52	.346	12-14	.857	4	44	48	3.7	18	0	9	9	3	2	104	8.0				
10	WILSON, Quatarrius	13-10	241	18.5	30-55	.545	0-2	.000	15-31	.484	28	26	54	4.2	45	2	12	21	2	5	75	5.8				
02	LOVE, Jordan	12-4	216	18.0	20-58	.345	4-15	.267	17-27	.630	7	15	22	1.8	14	0	14	15	2	4	61	5.1				
13	GABLE, Isaiah	13-3	282	21.7	18-59	.305	10-42	.238	10-13	.769	3	30	33	2.5	33	0	7	13	2	3	56	4.3				
04	KAO, Oscar	9-3	106	11.8	10-30	.333	3-8	.375	6-6	1.000	2	11	13	1.4	18	0	8	13	0	4	29	3.2				
01	CUFFEE, Khalil	6-0	28	4.7	7-14	.500	4-10	.400	1-2	.500	0	1	1	0.2	3	0	3	1	1	0	19	3.2				
44	AGNEW, Darrious	6-0	48	8.0	4-17	.235	0-1	.000	5-7	.714	2	8	10	1.7	8	1	3	4	0	2	13	2.2				
12	MORRISON, Evan	10-0	65	6.5	2-9	.222	1-7	.143	0-0	.000	2	3	5	0.5	4	0	1	1	0	1	5	0.5				
Team											15	21	36					2								
Total.....		13	2625		311-720	.432	87-256	.340	165-238	.693	119	285	404	31.1	246	7	156	171	34	58	874	67.2				
Opponents.....		13	2625		370-735	.503	103-253	.407	171-241	.710	122	337	459	35.3	234	-	208	159	44	68	1014	78.0				

TEAM STATISTICS	SEMO	OPP
SCORING	874	1014
Points per game	67.2	78.0
Scoring margin	-10.8	-
FIELD GOALS-ATT	311-720	370-735
Field goal pct	.432	.503
3 POINT FG-ATT	87-256	103-253
3-point FG pct	.340	.407
3-pt FG made per game	6.7	7.9
FREE THROWS-ATT	165-238	171-241
Free throw pct	.693	.710
F-Throws made per game	12.7	13.2
REBOUNDS	404	459
Rebounds per game	31.1	35.3
Rebounding margin	-4.2	-
ASSISTS	156	208
Assists per game	12.0	16.0
TURNOVERS	171	159
Turnovers per game	13.2	12.2
Turnover margin	-0.9	-
Assist/turnover ratio	0.9	1.3
STEALS	58	68
Steals per game	4.5	5.2
BLOCKS	34	44
Blocks per game	2.6	3.4
ATTENDANCE	8700	15064
Home games-Avg/Game	7-1243	6-2511
Neutral site-Avg/Game	-	0-0

Score by Periods	1st	2nd	OT	Totals
Southeast Missouri	416	445	13	874
Opponents	504	492	18	1014

Date	Opponent	Score	Att.
* 01-02-20	at Austin Peay	L 63-78	917
* 01-04-20	at Murray St.	L 59-81	4125
* 01-09-20	BELMONT	L 64-89	1097
* 01-11-20	TENNESSEE STATE	L 73-75	1012
* 01-16-20	AUSTIN PEAY	L 59-84	989
* 01-18-20	MURRAY ST.	Lot 91-96	1784
* 01-23-20	at SIUE	L 65-84	655
* 01-25-20	at Eastern Illinois	L 59-61	1538
* 01-30-20	at Morehead State	L 74-90	4892
* 02-01-20	at Eastern Kentucky	L 57-70	2937
* 02-06-20	JACKSONVILLE STATE	w 76-72	1256
* 02-08-20	TENNESSEE TECH	L 60-62	1486
* 02-13-20	UT MARTIN	w 74-72	1076

* = Conference game

! = Cable Car Classic (Santa Clara, Calif.)



2019-20 BASKETBALL NOTES

Comparison Game-by-Game (Southeast Missouri/Opponent)

Opponent	1st	2nd	Score	Mar	Total FG	FG Pct	3-Pointers	3FG Pct	Free Throws	FT Pct	Rebounds (Mar)	Assist	T/Over	Block	Steal	Fouls
Vanderbilt	32/32	33/51	65-83	(18)	25-58/30-61	.431/.492	3-13/14-34	.231/.412	12-18/9-14	.667/.643	38/35 +3	5/17	16/12	2/8	4/8	14/18
Purdue Fort Wayne	40/32	39/46	79-78	+1	25-56/26-64	.446/.406	8-17/10-31	.471/.323	21-30/16-22	.700/.727	35/42 (7)	16/15	10/15	0/0	5/2	20/26
The Citadel	32/40	37/34	69-74	(5)	27-62/26-59	.435/.441	4-21/11-25	.190/.440	11-18/11-15	.611/.733	36/41 (5)	9/22	19/18	3/0	8/5	19/18
Missouri S&T	42/44	30/27	72-71	+1	26-55/25-63	.473/.397	5-13/11-26	.385/.423	15-29/10-15	.517/.667	41/33 +8	10/15	10/8	2/2	3/5	17/21
Cal State Fullerton	31/38	26/26	57-64	(7)	19-59/22-52	.322/.423	4-16/4-12	.250/.333	15-19/16-26	.789/.615	36/39 (3)	6/12	11/12	3/7	7/6	22/19
Santa Clara	30/43	45/44	75-87	(12)	23-50/31-56	.460/.554	4-15/12-22	.267/.545	25-33/13-22	.758/.591	27/31 (4)	9/18	15/14	3/6	9/3	25/25
Denver	29/20	37/31	66-51	+15	27-50/20-52	.540/.385	7-24/1-16	.292/.063	5-8/10-18	.625/.556	33/32 +1	13/9	22/20	0/1	12/12	20/16
Abilene Christian	23/33	41/40	64-73	(9)	19-54/23-56	.352/.411	2-13/5-19	.154/.263	24-28/22-27	.857/.815	35/39 (4)	6/11	14/14	3/2	7/8	19/20
Drake	43/37	30/41	73-78	(5)	25-50/24-51	.500/.471	10-19/6-23	.526/.261	13-23/24-34	.565/.706	36/29 +7	12/9	18/10	1/5	7/9	22/19
Youngstown State	24/38	26/27	50-65	(15)	20-59/26-51	.339/.510	7-19/5-18	.368/.278	3-14/8-15	.214/.533	36/40 (4)	12/14	14/16	0/4	6/6	17/16
Ohio State	26/35	22/45	48-80	(32)	16-60/30-51	.267/.588	4-19/13-27	.211/.481	12-14/7-12	.857/.583	25/44 (19)	5/23	12/21	0/6	3/4	17/16
Southern Illinois	20/32	25/32	45-64	(19)	17-51/23-54	.333/.426	5-15/8-23	.333/.348	6-10/10-14	.600/.714	32/37 (5)	7/16	15/10	1/1	5/6	15/16
Missouri Baptist	30/23	44/36	74-59	+15	25-56/25-63	.446/.397	6-22/1-14	.273/.071	18-27/8-11	.667/.727	30/37 +3	17/10	11/9	4/1	6/4	14/17
Austin Peay	24/41	39/37	63-78	(15)	24-54/27-55	.444/.491	7-19/11-23	.368/.478	8-10/13-18	.800/.722	21/41 (20)	12/17	11/12	3/4	6/3	20/13
Murray State	33/42	26/39	59-81	(22)	23-59/32-53	.390/.604	4-17/4-14	.235/.286	9-14/13-17	.643/.765	25/39 (14)	6/15	7/11	5/2	3/4	17/18
Belmont	35/40	28/49	64-89	(25)	24-56/38-61	.429/.623	2-18/9-19	.111/.474	14-16/4-6	.875/.667	27/31 (4)	8/27	11/9	3/2	3/4	12/15
Tennessee State	44/36	29/39	73-75	(2)	25-53/26-57	.472/.456	8-21/9-21	.381/.429	13-21/14-17	.714/.824	33/30 +3	11/12	16/14	2/4	3/8	15/17
Austin Peay	21/40	38/44	59-84	(25)	21-52/32-54	.404/.593	8-19/8-16	.421/.500	9-19/12-18	.474/.667	29/36 (7)	17/22	12/13	2/3	2/3	19/22
Murray State	40/41	38/37	91-96	(5)	29-57/30-52	.509/.577	8-17/9-15	.471/.600	25-35/27-40	.714/.675	32/31 +1	14/17	13/15	2/2	8/0	34/30
SIU Edwardsville	18/28	47/46	65-84	(19)	22-55/35-68	.400/.515	8-25/5-16	.320/.313	13-19/9-14	.684/.643	30/43 (13)	13/19	11/8	2/3	3/4	19/15
Eastern Illinois	31/34	28/27	59-61	(2)	23-66/23-43	.348/.535	5-19/2-9	.263/.222	8-14/13-18	.571/.464	41/35 +6	9/6	12/14	1/11	9/8	22/14
Morehead State	36/48	38/42	74-90	(16)	25-57/31-61	.439/.508	9-22/11-24	.409/.458	15-19/17-20	.789/.850	27/37 (10)	8/23	9/7	6/6	1/3	20/21
Eastern Kentucky	31/34	26/36	57-70	(13)	19-52/24-62	.365/.387	5-18/10-32	.278/.313	14-21/12-17	.687/.706	40/39 +1	13/13	18/11	1/3	6/13	17/16
Jacksonville State	43/30	33/42	76-72	+4	29-51/27-68	.569/.397	8-17/9-28	.471/.321	10-17/9-13	.588/.692	37/33 +4	16/12	21/12	0/2	3/5	14/17
Tennessee Tech	26/37	34/25	60-62	(2)	23-53/21-47	.434/.447	6-15/8-18	.400/.444	8-14/12-16	.571/.750	29/34 (5)	14/11	14/18	4/2	6/5	18/19
UT Martin	33/43	41/29	74-72	+2	24-55/24-54	.436/.444	9-29/8-18	.310/.444	17-19/16-17	.895/.941	33/30 +3	15/14	16/15	3/0	5/8	19/17
SIU Edwardsville																
Jacksonville State																
Tennessee Tech																
Eastern Illinois																
UT Martin																

Points in the Paint, Second Chance Points, Points Off Turnovers, Fastbreak Points, Bench Points

Opponent	W/L	POINTS IN THE PAINT		2ND CHANCE POINTS		POINTS OFF TURNOVERS		FAST BREAK POINTS		BENCH POINTS	
		SEMO	OPP.	SEMO	OPP.	SEMO	OPP.	SEMO	OPP.	SEMO	OPP.
Vanderbilt	L	42	30	17	4	10	17	13	15	34	28
Purdue Fort Wayne	W	28	30	12	16	20	12	6	2	26	12
The Citadel	L	36	26	12	15	15	17	10	2	16	16
Missouri S&T	W	18	14	17	16	8	6	0	0	23	13
Cal State Fullerton	L	28	28	16	12	13	11	5	13	24	14
Santa Clara	L	34	34	2	3	22	16	19	10	27	22
Denver	W	26	30	12	8	17	18	11	5	15	11
Abilene Christian	L	24	36	10	4	10	17	13	25	7	19
Drake	L	26	28	4	4	11	25	2	8	11	20
Youngstown State	L	24	38	5	12	13	9	9	15	19	20
Ohio State	L	20	32	8	3	3	15	4	10	27	28
Southern Illinois	L	18	30	11	9	6	10	5	1	9	22
Missouri Baptist	W	34	38	7	7	9	12	6	6	35	4
Austin Peay	L	26	30	7	18	10	14	13	10	24	13
Murray State	L	28	54	15	14	18	8	7	8	13	34
Belmont	L	22	52	10	3	6	20	6	2	18	31
Tennessee State	L	20	30	15	12	13	28	2	4	32	31
Austin Peay	L	18	42	13	12	11	6	2	4	24	32
Murray State	L	36	34	13	14	25	14	2	2	25	22
SIU Edwardsville	L	20	46	8	10	2	8	14	8	21	35
Eastern Illinois	L	22	28	14	3	13	16	3	6	22	11
Morehead State	L	12	38	9	13	11	11	5	2	24	42
Eastern Kentucky	L	26	24	9	12	11	23	6	4	16	23
Jacksonville State	W	32	28	17	11	15	16	0	8	30	35
Tennessee Tech	L	26	26	7	6	21	16	6	6	32	28
UT Martin	W	22	24	10	12	12	17	4	4	6	6
SIU Edwardsville											
Jacksonville State											
Tennessee Tech											
Eastern Illinois											
UT Martin											



2019-20 BASKETBALL NOTES

Game-by-Game Leaders

Opponent	W/L	Score	Points	Rebounds	Assists	Blocks	Steals
Vanderbilt	L	65-83	Harris - 15	Wilson - 13	Wilson, Tolbert, Caldwell, Hogan, Nicholas - 1	Wilson, Harris - 1	Wilson - 2
Purdue Fort Wayne	W	79-78	Harris - 16	Wilson, Tolbert - 8	Wilson - 4	-	Wilson, Tolbert - 2
The Citadel	L	69-74	Nicholas - 24	Wilson - 7	Caldwell - 6	Wilson - 3	Hogan, Gable - 2
Missouri S&T	W	72-71	Tolbert - 16	Tolbert - 9	Tolbert, Caldwell, Kao - 2	Caldwell, Nicholas - 1	Tolbert, Nicholas, Russell - 1
Cal State Fullerton	L	57-64	Agnew - 15	Tolbert - 10	Agnew, Wilson - 2	Wilson - 2	Caldwell, Kao, Agnew - 2
Santa Clara	L	75-87	Caldwell - 16	Hogan - 6	Caldwell - 4	Wilson, Caldwell, Russell - 1	Caldwell - 5
Denver	W	66-51	Caldwell, Hogan - 16	Wilson - 11	Kao - 6	-	Caldwell, Kao - 3
Abilene Christian	L	64-73	Nicholas - 21	Tolbert - 9	Tolbert, Nicholas - 2	Tolbert - 2	Nicholas - 3
Drake	L	73-78	Caldwell - 18	Hogan - 12	Agnew - 4	Caldwell - 1	Agnew, Nicholas - 2
Youngstown State	L	50-65	Agnew - 17	Agnew, Hogan, Gable - 6	Caldwell - 4	-	Agnew - 2
Ohio State	L	48-80	Nicholas, Gable - 10	Tolbert - 6	Wilson - 2	-	Tolbert, Caldwell, Kao - 1
Southern Illinois	L	45-64	Hogan - 15	Hogan, Wilson - 7	Nicholas - 2	Nicholas - 1	Russell - 2
Missouri Baptist	W	74-59	Caldwell - 15	Tolbert - 11	Caldwell - 5	Tolbert - 2	Caldwell - 3
Austin Peay	L	63-78	Caldwell - 12	Tolbert - 4	Wilson, Caldwell, Hogan, Kao, Nicholas - 2	Tolbert - 2	Tolbert - 3
Murray State	L	59-81	Caldwell - 18	Hogan - 6	Caldwell - 3	Tolbert, Caldwell, Cuffee, Nicholas, Gable - 1	Caldwell - 2
Belmont	L	64-89	Kao - 15	Wilson, Tolbert, Kao, Nicholas - 5	Kao - 4	Tolbert, Caldwell, Hogan - 1	Tolbert, Love, Gable - 1
Tennessee State	L	73-75	Nicholas - 16	Wilson - 8	Caldwell - 3	Tolbert, Caldwell - 1	Wilson, Nicholas, Gable - 1
Austin Peay	L	59-84	Nicholas - 16	Wilson, Hogan, Russell - 4	Love - 5	Wilson, Love - 1	Hogan, Russell - 1
Murray State	L	91-96 OT	Nicholas - 21	Tolbert - 9	Caldwell - 6	Tolbert, Russell - 1	Nicholas - 3
SIU Edwardsville	L	65-84	Caldwell - 15	Nicholas, Tolbert - 5	Wilson - 5	Tolbert - 2	Kao - 2
Eastern Illinois	L	59-61	Caldwell - 20	Hogan - 8	Caldwell, Love, Russell - 2	Tolbert - 1	Nicholas, Love - 2
Morehead State	L	74-90	Caldwell - 29	Tolbert, Caldwell - 5	Hogan, Russell - 2	Tolbert - 3	Hogan - 1
Eastern Kentucky	L	57-70	Tolbert - 19	Tolbert - 17	Russell - 4	Tolbert - 1	Tolbert, Nicholas - 2
Jacksonville State	W	76-72	Caldwell - 17	Tolbert - 6	Caldwell - 8	-	Nicholas, Wilson, Russell - 1
Tennessee Tech	L	60-62	Russell - 21	Tolbert - 8	Caldwell - 6	Caldwell - 2	Russell - 3
UT Martin	W	74-72	Hogan - 21	Tolbert - 9	Caldwell, Nicholas - 7	Tolbert, Hogan, Nicholas - 1	Tolbert - 2
SIU Edwardsville							
Jacksonville State							
Tennessee Tech							
Eastern Illinois							
UT Martin							

Game-by-Game Starters

Opponent	W/L	Score	Guard	Guard	Guard	Forward	Forward	First Man Off the Bench
Vanderbilt	L	65-83	Caldwell	Hogan	Kao	Tolbert	Wilson	Russell, 6 pts., 2 reb., 24 min.
Purdue Fort Wayne	W	79-78	Caldwell	Hogan	Nicholas	Tolbert	Wilson	Kao, 2 pts., 6 min.
The Citadel	L	69-74	Caldwell	Hogan	Nicholas	Tolbert	Wilson	Darrius Agnew, 4 pts., 3 reb., 10 min.
Missouri S&T	W	72-71	Caldwell	Hogan	Nicholas	Tolbert	Wilson	Kao, 10 pts., 22 min.
Cal State Fullerton	L	57-64	Caldwell	Hogan	Nicholas	Tolbert	Wilson	Russell, 1 pt., 2 reb., 13 min.
Santa Clara	L	75-87	Caldwell	Hogan	Nicholas	Tolbert	Wilson	Agnew, 7 pts., 2 reb., 13 min.
Denver	W	66-51	Caldwell	Hogan	Nicholas	Tolbert	Wilson	Agnew, 2 pts., 1 reb., 12 min.
Abilene Christian	L	64-73	Caldwell	Hogan	Nicholas	Tolbert	Wilson	Russell, 2 reb., 15 min.
Drake	L	73-78	Caldwell	Hogan	Nicholas	Tolbert	Agnew	Kao, 2 pts., 4 min.
Youngstown State	L	50-65	Caldwell	Hogan	Nicholas	Tolbert	Agnew	Wilson, 2 pts., 3 reb., 16 min.
Ohio State	L	48-80	Caldwell	Hogan	Nicholas	Tolbert	Agnew	Wilson, 5 pts., 3 reb., 19 min.
Southern Illinois	L	45-69	Caldwell	Hogan	Nicholas	Tolbert	Agnew	Gable, 2 pts., 17 min.
Missouri Baptist	W	74-59	Caldwell	Hogan	Nicholas	Tolbert	Agnew	Wilson, 6 pts., 5 reb., 23 min.
Austin Peay	L	63-78	Caldwell	Hogan	Russell	Tolbert	Wilson	Kao, 3 pts., 11 min.
Murray State	L	59-81	Caldwell	Hogan	Kao	Tolbert	Wilson	Gable, 11 pts., 3 reb., 29 min.
Belmont	L	64-89	Kao	Hogan	Nicholas	Tolbert	Wilson	Gable, 3 pts., 2 reb., 15 min.
Tennessee State	L	73-75	Kao	Hogan	Nicholas	Tolbert	Wilson	Love, 8 pts., 4 reb., 26 min.
Austin Peay	L	59-84	Caldwell	Hogan	Nicholas	Tolbert	Wilson	Gable, 2 pts., 3 reb., 23 min.
Murray State	L	91-96 OT	Caldwell	Hogan	Nicholas	Tolbert	Wilson	Agnew, 6 pts., 5 reb., 22 min.
SIU Edwardsville	L	65-84	Caldwell	Hogan	Nicholas	Tolbert	Wilson	Gable, 2 pts., 3 reb., 27 min.
Eastern Illinois	L	59-61	Caldwell	Hogan	Nicholas	Tolbert	Wilson	Russell, 3 pts., 14 min.
Morehead State	L	74-90	Caldwell	Hogan	Love	Tolbert	Wilson	Gable, 2 pts., 1 reb., 16 min.
Eastern Kentucky	L	57-70	Caldwell	Hogan	Love	Tolbert	Gable	Wilson, 4 pts., 2 reb.,
Jacksonville State	W	76-72	Caldwell	Nicholas	Love	Tolbert	Gable	Wilson, 3 pts., 3 reb., 20 min.
Tennessee Tech	L	60-62	Caldwell	Hogan	Love	Tolbert	Gable	Nicholas, 5 pts., 3 reb., 14 min.
UT Martin	W	74-72	Caldwell	Hogan	Russell	Tolbert	Wilson	Nicholas, 6 pts., 2 reb., 7 assists, 33 min.
SIU Edwardsville								
Jacksonville State								
Tennessee Tech								
Eastern Illinois								
UT Martin								

Starting Lineup Combinations

Record	Guard	Guard	Guard	Forward	Forward
0-2	Caldwell	Hogan	Kao	Tolbert	Wilson
3-8	Caldwell	Hogan	Nicholas	Tolbert	Wilson
1-4	Caldwell	Hogan	Nicholas	Tolbert	Agnew
1-1	Caldwell	Hogan	Russell	Tolbert	Wilson
0-2	Kao	Hogan	Nicholas	Tolbert	Wilson
0-2	Caldwell	Hogan	Love	Tolbert	Gable
0-1	Caldwell	Hogan	Gable	Tolbert	Wilson
1-0	Caldwell	Love	Nicholas	Tolbert	Gable



2019-20 BASKETBALL NOTES

	Score	FG-A	Pct.	3FG-A	Pct.	FT-A	Pct.	OFF	DEF	Total	E	A	TO	B	S
Southeast Missouri	L, 65-83	25-58	.431	3-13	.231	12-18	.667	14	24	38	14	5	16	2	4
Vanderbilt		30-61	.492	14-34	.412	9-14	.643	10	25	35	18	17	12	8	8
Southeast Missouri	W, 79-78	25-56	.446	8-17	.471	21-30	.700	8	27	35	20	16	10	0	5
Purdue Fort Wayne		26-64	.406	10-31	.323	16-22	.727	15	27	42	26	15	15	0	2
Southeast Missouri	L, 69-74	27-62	.435	4-21	.190	11-18	.611	10	26	36	19	9	19	3	8
The Citadel		26-59	.441	11-25	.440	11-15	.733	9	32	41	18	22	18	0	5
Southeast Missouri	W, 72-71	26-55	.473	5-13	.385	15-29	.517	10	31	41	17	10	10	2	3
Missouri S&T		25-63	.397	11-26	.423	10-15	.667	9	24	33	21	15	8	2	5
Southeast Missouri	L, 57-64	19-59	.322	4-16	.250	15-19	.789	10	26	36	22	6	11	3	7
Cal State Fullerton		22-52	.423	4-12	.333	16-26	.615	7	32	39	19	12	12	7	6
Southeast Missouri	L, 75-87	23-50	.460	4-15	.267	25-33	.758	3	24	27	25	9	15	3	9
Santa Clara		31-56	.554	12-22	.545	13-22	.591	4	27	31	25	18	14	6	3
Southeast Missouri	W, 66-51	27-50	.540	7-24	.292	5-8	.625	8	25	33	20	13	22	0	12
Denver		20-52	.385	1-16	.063	10-18	.556	14	18	32	16	9	20	1	12
Southeast Missouri	L, 64-73	19-54	.352	2-13	.154	24-28	.857	9	26	35	19	6	14	3	7
Abilene Christian		23-56	.411	5-19	.263	22-27	.815	10	29	39	20	11	14	2	8
Southeast Missouri	L, 73-78	25-50	.500	10-19	.526	13-23	.565	7	29	36	22	12	18	1	7
Drake		24-51	.471	6-23	.261	24-34	.706	5	24	29	19	9	10	5	9
Southeast Missouri	L, 50-65	20-59	.339	7-19	.368	3-14	.214	13	23	36	17	12	14	0	6
Youngstown State		26-51	.510	5-18	.278	8-15	.533	7	33	40	16	14	16	4	6
Southeast Missouri	L, 48-80	16-60	.267	4-19	.211	12-14	.857	8	17	25	17	5	12	0	3
Ohio State		30-51	.588	13-27	.481	7-12	.583	7	37	44	16	23	21	6	4
Southeast Missouri	L, 45-64	17-51	.333	5-15	.333	6-10	.600	10	22	32	15	7	15	1	5
Southern Illinois		23-54	.426	8-23	.348	10-14	.714	11	26	37	16	16	10	1	6
Southeast Missouri	W, 74-59	25-56	.446	6-22	.273	18-27	.667	7	33	40	14	17	11	4	6
Missouri Baptist		25-63	.397	1-14	.071	8-11	.727	7	30	37	17	10	9	1	4
Southeast Missouri	L, 63-78	24-54	.444	7-19	.368	8-10	.800	6	15	21	20	12	11	3	6
Austin Peay		27-55	.491	11-23	.478	13-18	.722	15	26	41	13	17	12	4	3
Southeast Missouri	L, 59-81	23-59	.390	4-17	.235	9-14	.643	13	12	25	17	6	7	5	3
Murray State		32-53	.604	4-14	.286	13-17	.765	12	27	39	18	15	11	2	4
Southeast Missouri	L, 64-89	24-56	.429	2-18	.111	14-16	.875	8	19	27	12	8	11	3	3
Belmont		38-61	.623	9-19	.474	4-6	.667	5	26	31	15	27	9	2	4
Southeast Missouri	L, 73-75	25-53	.472	8-21	.381	15-21	.714	10	23	33	15	11	16	2	3
Tennessee State		26-57	.456	9-21	.429	14-17	.824	9	21	30	17	12	14	4	8
Southeast Missouri	L, 59-84	21-52	.404	8-19	.421	9-19	.474	11	18	29	19	17	12	2	2
Austin Peay		32-54	.593	8-16	.500	12-18	.667	9	27	36	22	22	13	3	3
Southeast Missouri	L, 91-96^{OT}	29-57	.509	8-17	.471	25-35	.714	10	22	32	34	14	13	2	8
Murray State		30-52	.577	9-15	.600	27-40	.675	8	23	31	30	17	15	2	0
Southeast Missouri	L, 65-84	22-55	.400	8-25	.320	13-19	.684	6	24	30	19	13	11	2	3
SIU Edwardsville		35-68	.515	5-16	.313	9-14	.643	13	30	43	15	19	8	3	4
Southeast Missouri	L, 59-61	23-66	.348	5-19	.263	8-14	.571	15	25	41	22	9	12	1	9
Eastern Illinois		23-43	.535	2-9	.222	13-28	.464	3	32	35	14	6	14	11	8
Southeast Missouri	L, 74-90	25-57	.439	9-22	.409	15-19	.789	9	18	27	20	8	9	6	1
Morehead State		31-61	.508	11-24	.458	17-20	.850	12	25	37	21	23	7	6	3
Southeast Missouri	L, 57-70	19-52	.365	5-18	.278	14-21	.667	7	33	40	17	13	18	1	6
Eastern Kentucky		24-62	.387	10-32	.313	12-17	.706	9	30	39	16	13	11	3	13
Southeast Missouri	W, 76-72	29-51	.569	8-17	.471	10-17	.588	5	32	37	14	16	21	0	3
Jacksonville State		27-68	.397	9-28	.321	9-13	.692	12	21	33	17	12	12	2	5
Southeast Missouri	L, 60-62	23-53	.434	6-15	.400	8-14	.571	8	21	29	18	14	14	4	6
Tennessee Tech		21-47	.447	8-18	.444	12-16	.750	7	27	34	19	11	18	2	5
Southeast Missouri	W, 74-72	24-55	.436	9-29	.310	17-19	.895	11	22	33	19	15	16	3	5
UT Martin		24-54	.444	8-18	.444	16-17	.941	8	22	30	17	14	15	0	8
Southeast Missouri															
SIU Edwardsville															
Southeast Missouri															
Jacksonville State															
Southeast Missouri															
Tennessee Tech															
Southeast Missouri															
Eastern Illinois															
Southeast Missouri															
UT Martin															



2019-20 BASKETBALL NOTES

2019-20 GAME-BY-GAME LEADERS SUMMARY (# OF GAMES)

Points

Alex Caldwell.....	9
DQ Nicholas.....	6
Skyler Hogan.....	4
Chris Harris.....	2
Darrious Agnew.....	2
Sage Tolbert.....	2
Isaiah Gable.....	1
Oscar Kao.....	1
Nygai Russell.....	1

Rebounds

Sage Tolbert.....	14
Quatarrius Wilson.....	8
Skyler Hogan.....	7
Nygai Russell.....	2
DQ Nicholas.....	2
Darrious Agnew.....	1
Isaiah Gable.....	1
Oscar Kao.....	1
Alex Caldwell.....	1

Assists

Alex Caldwell.....	13
Quatarrius Wilson.....	6
DQ Nicholas.....	5
Oscar Kao.....	4
Nygai Russell.....	4
Sage Tolbert.....	3
Skyler Hogan.....	3
Darrious Agnew.....	2
Jordan Love.....	2

Blocks

Sage Tolbert.....	11
Alex Caldwell.....	7
Quatarrius Wilson.....	5
DQ Nicholas.....	4
Nygai Russell.....	2
Skyler Hogan.....	2
Isaiah Gable.....	1
Chris Harris.....	1
Khalil Cuffee.....	1
Jordan Love.....	1

Steals

Alex Caldwell.....	7
DQ Nicholas.....	7
Sage Tolbert.....	7
Nygai Russell.....	5
Oscar Kao.....	4
Quatarrius Wilson.....	4
Darrious Agnew.....	3
Isaiah Gable.....	3
Skyler Hogan.....	3
Jordan Love.....	1

Dunks (# for 2019-20 Season)

Sage Tolbert.....	12
Quatarrius Wilson.....	8
Nygai Russell.....	7
Jordan Love.....	4
Alex Caldwell.....	1

Games Played/Started

	2019-20	Career
Isaiah Gable	25/3	71/27
Sage Tolbert	26/26	57/53
Nygai Russell	23/2	54/11
Skyler Hogan	26/25	56/52
Alex Caldwell	26/24	50/29
Oscar Kao	22/4	42/4
Khalil Cuffee	7/0	20/0
DQ Nicholas	25/19	25/19
Quatarrius Wilson	26/18	26/18
Darrious Agnew	19/5	19/5
Jordan Love	20/4	20/4
Evan Morrison	16/0	16/0
Chris Harris	2/0	2/0

CAREER LEDGER

Double-Digit Point Games

	2019-20	Career
Skyler Hogan.....	10	26
Alex Caldwell.....	17	26
Sage Tolbert.....	12	17
Isaiah Gable.....	4	13
Nygai Russell.....	7	11
DQ Nicholas.....	9	9
Quatarrius Wilson.....	7	7
Darrious Agnew.....	3	3
Chris Harris.....	2	2
Khalil Cuffee.....	1	2
Oscar Kao.....	2	2
Jordan Love.....	2	2

Double-Digit Rebound Games

	2019-20	Career
Sage Tolbert.....	3	8
Quatarrius Wilson.....	2	2
Skyler Hogan.....	1	1
Isaiah Gable.....	-	1

20+ Point Games

	2019-20	Career
DQ Nicholas.....	3	3
Skyler Hogan.....	1	3
Isaiah Gable.....	-	2
Alex Caldwell.....	2	2
Nygai Russell.....	1	1

8+ Rebound Games

	2019-20	Career
Sage Tolbert.....	9	16
Quatarrius Wilson.....	4	4
Isaiah Gable.....	-	2
Skyler Hogan.....	2	2
Nygai Russell.....	-	1

5+ Assist Games

	2019-20	Career
Alex Caldwell.....	5	5
Nygai Russell.....	1	4
Isaiah Gable.....	-	1
Oscar Kao.....	1	1
Jordan Love.....	1	1
Quatarrius Wilson.....	1	1
DQ Nicholas.....	1	1

3+ Steal Games

	2019-20	Career
Alex Caldwell.....	4	5
Nygai Russell.....	1	2
Skyler Hogan.....	-	1
Oscar Kao.....	1	1
DQ Nicholas.....	1	1
Sage Tolbert.....	1	1

Double-Doubles


	2019-20	Career
Sage Tolbert.....	3	4
Quatarrius Wilson.....	2	2

SOUTHEAST MISSOURI'S 2019-20 RECORD:

At Home.....	5-6
On the Road.....	0-13
At Neutral Sites.....	1-1
In Ohio Valley Conference Games.....	2-11
In November.....	3-4
In December.....	1-5
In January.....	0-9
In February.....	2-2
In March.....	0-0
Leading at the Half.....	4-2
Trailing at the Half.....	2-17
Tied at the Half.....	0-1
In Overtime Games.....	0-0
The Redhawks Score First.....	3-7
In 1-4 Point Games.....	4-3
In 5-9 Point Games.....	0-5
In 10-14 Point Games.....	0-2
In 15+ Point Games.....	2-10
Leading with Five Minutes Left in Regulation.....	4-2
Trailing with Five Minutes Left in Regulation.....	2-18
Tied with Five Minutes Left in Regulation.....	0-0
Scoring Less than 50 Points.....	0-2
Scoring 50-59 Points.....	0-6
Scoring 60-69 Points.....	1-7
Scoring 70-79 Points.....	5-4
Scoring 80-89 Points.....	0-0
Scoring 90-99 Points.....	0-1
Scoring 100 or more Points.....	0-0
Giving up Less Than 50 Points.....	0-0
Giving up 50-59 Points.....	2-0
Giving up 60-69 Points.....	0-5
Giving up 70-79 Points.....	4-6
Giving up 80-89 Points.....	0-7
Giving up 90-99 Points.....	0-2
Giving up 100 or more Points.....	0-0
Shooting 50% or Better from the Field.....	3-3
Shooting Less Than 50% from the Field.....	3-17
Opponent Shoots 50% or Better from the Field.....	0-9
Opponent Shoots Less Than 50% from the Field.....	6-11
Outshooting Opponent.....	5-2
Outshot by Opponent.....	1-18
Field Goal Percentage is Tied.....	0-0
Shooting 50% or Better from 3-Point Range.....	0-3
Shooting Less Than 50% from 3-Point Range.....	6-17
Opponent Shoots 50% or Better from 3-Point Range.....	0-2
Opponent Shoots Less Than 50% from 3-Point Range.....	6-18
Shooting 50% or Better from the Free Throw Line.....	6-18
Shooting Less Than 50% from the Free Throw Line.....	0-2
Opponent Shoots 50% or Better from the Free Throw Line.....	6-19
Opponent Shoots Less Than 50% from the Free Throw Line.....	0-1
Shooting More Free Throws Than Opponent.....	5-10
Shooting Less Free Throws Than Opponent.....	1-10
Free Throws are Tied.....	0-0
Southeast's Starters Outscore Opponent's Starters.....	3-2
Opponent's Starters Outscore Southeast's Starters.....	3-18
Starter Scoring is Tied.....	0-0
Bench Outscores Opponent.....	4-8
Opponent Bench Outscores Southeast.....	1-11
Bench Scoring is Tied.....	1-1
Bench Contributes Double Figures in Points.....	5-18
No Redhawk Players Score Double Figures.....	0-0
Two Redhawk Players Score Double Figures.....	0-9
3+ Redhawk Players Score Double Figures.....	6-10
Outrebounding an Opponent.....	5-7
Opponent Outrebounds Southeast.....	1-13
Rebounds are Tied.....	0-0
Getting 10+ Assists.....	6-9
Getting 10+ Steals.....	1-0
Getting 5+ Blocks.....	0-2
Forcing more Turnovers than Opponent.....	1-9
Committing more Turnovers than Opponent.....	5-10
Turnovers are Tied.....	0-1



2019-20 BASKETBALL NOTES



► Forward
► Junior (3)
► 6-8 ► 220
► Starkville, Miss.
► Starkville H.S.
► East Mississippi CC

DARRIOUS AGNEW

44

2019-20: Missed seven games, including five with a meniscus injury... Played in 19 games, including 14 off the bench... Started five contests... Was limited to three minutes due to a knee injury vs. Missouri Baptist (12/29)... Averages 5.3 points and 2.4 rebounds a game... Scored a season-high 17 points and pulled down six rebounds at Youngstown State (12/15)... Made his first career NCAA Division I start when he scored 11 points and grabbed four rebounds at Drake (12/7)... Had 15 points and six rebounds in 21 minutes vs. Cal State Fullerton (11/27)... Scored double figures in two games.

Agnew's Game-by-Game Statistics

2019-20	FG	3P	FT	O/D	REB	F	PTS	A	TO	B	S	M
at Vanderbilt	3-6	0-0	0-0	1/1	2	1	6	0	0	0	0	10
Purdue Fort Wayne	1-5	0-0	1-2	0/1	1	1	3	0	0	0	1	11
The Citadel	2-5	0-0	0-0	1/2	3	2	4	0	0	0	1	10
Missouri S&T	3-6	0-0	3-5	2/1	3	1	9	0	1	0	0	11
vs. Cal State Fullerton	5-9	1-2	4-5	3/3	6	3	15	2	2	0	2	21
at Santa Clara	1-2	0-0	5-6	0/2	2	3	7	0	1	0	1	13
vs. Denver	1-3	0-0	0-0	0/1	1	3	2	0	3	0	0	12
at Abilene Christian	1-4	0-1	3-4	0/2	2	1	5	0	1	0	0	11
at Drake*	5-7	1-1	0-1	1/3	4	3	11	4	0	0	2	19
at Youngstown State*	8-14	0-1	1-3	2/4	6	3	17	1	2	0	2	20
at Ohio State*	2-4	0-1	0-0	0/1	1	4	4	0	3	0	0	15
at Southern Illinois*	2-7	0-1	0-0	2/2	4	1	4	0	3	0	0	19
Missouri Baptist*	0-0	0-0	0-0	0/0	0	0	0	0	0	0	0	3
at Austin Peay	DNP	-	-	-	-	-	-	-	-	-	-	-
at Murray State	DNP	-	-	-	-	-	-	-	-	-	-	-
Belmont	DNP	-	-	-	-	-	-	-	-	-	-	-
Tennessee State	DNP	-	-	-	-	-	-	-	-	-	-	-
Austin Peay	0-1	0-0	0-1	0/0	0	1	0	1	0	0	0	7
Murray State	1-7	0-1	4-4	1/4	5	5	6	1	0	0	1	22
at SIU Edwardsville	DNP	-	-	-	-	-	-	-	-	-	-	-
at Eastern Illinois	1-4	0-0	1-2	0/2	2	0	3	1	0	0	0	5
at Morehead State	DNP	-	-	-	-	-	-	-	-	-	-	-
at Eastern Kentucky	DNP	-	-	-	-	-	-	-	-	-	-	-
Jacksonville State	1-2	0-0	0-0	0/1	1	1	2	0	1	0	0	3
Tennessee Tech	1-3	0-0	0-0	0/1	1	0	2	0	1	0	0	8
UT Martin	0-0	0-0	0-0	1/0	1	1	0	0	2	0	1	3
SIU Edwardsville												
at Jacksonville State												
at Tennessee Tech												
Eastern Illinois												
at UT Martin												
Total	38-89	2-8	22-33	14/31	45	34	100	10	20	0	11	223

* - Game Started

2019-20 Season/Career-Highs


Points	17	at Youngstown State (12/15/19)
Total Rebounds	6	2x, last at Youngstown State (12/15/19)
Offensive	3	vs. Cal State Fullerton (11/27/19)
Defensive	4	2x, last vs. Murray State (1/18/20)
FG Made	8	at Youngstown State (12/15/19)
FG Attempted	14	at Youngstown State (12/15/19)
3-Point FG Made	1	2x, last at Drake (12/7/19)
3-Point FG Attempted	2	vs. Cal State Fullerton (11/27/19)
FT Made	5	at Santa Clara (11/29/19)
FT Attempted	6	at Santa Clara (11/29/19)
Assists	4	at Drake (12/7/19)
Blocks	-	-
Steals	2	3x, last at Youngstown State (12/15/19)
Minutes	22	vs. Murray State (1/18/20)

Agnew's Career Statistics at Southeast Missouri

Overall																			
Season	G-GS	Min	Avg	FG-FGA	Pct	3FG-3FGA	Pct	FT-FTA	Pct	Off	Def	Tot	Avg	PF	FO	A	TO	Blk	Stl
2019-20	19-5	223	11.7	38-89	.427	2-8	.250	22-33	.667	14	31	45	2.4	34	1	10	20	0	11
Ohio Valley Conference Games Only																			
Season	G-GS	Min	Avg	FG-FGA	Pct	3FG-3FGA	Pct	FT-FTA	Pct	Off	Def	Tot	Avg	PF	FO	A	TO	Blk	Stl
2019-20	6-0	48	8.0	4-17	.235	0-1	.000	5-7	.714	2	8	10	1.7	8	1	3	4	0	2



2019-20 BASKETBALL NOTES



► Forward
► Sophomore (2)
► 6-0 ► 160
► Columbia, S.C.
► Wilson H.S.

ALEX CALDWELL

0

2019-20: Was named to the Cable Car Classic All-Tournament Team...Averages 11.7 points and 2.2 rebounds per contest as the Redhawks active leading scorer through 26 games and 24 starts...Leads the team with 73 assists and 24 steals...Scored double figures in 16 of his last 23 games and 11 of the last 15 contests...Dropped in a career-high 29 points at Morehead State (1/30), his second-straight 20-point game...Scored 20 points with 16 in the second half at Eastern Illinois (1/25)...Scored 18 points and made a career-best six 3-pointers at Drake (12/7)...Had 18 points at Murray State (1/4)...Posted 16 points in back-to-back games at Santa Clara (11/29) and vs. Denver (11/30)...Had a career-high five steals at Santa Clara (11/29)...Dished out a career-high eight assists vs. Jacksonville State (2/6)...Made a big 3-pointer that pulled the Redhawks within a point with 1:45 left to play against Purdue Fort Wayne (11/10)...Drained a 3-pointer with 17 seconds left to lift SEMO to a one-point win over Missouri S&T (11/22)...Leads the team in minutes (30.3 mpg), field goal attempts (267), 3-point field goals made (37) and 3-point field goal attempts (109)...Scored seven points in the final 36 seconds of the Redhawks win vs. UT Martin (2/13)...Ranks 21st in the Ohio Valley Conference in scoring.

2019-20 Season-Highs

Points	29	at Morehead State (1/30/20)
Total Rebounds	5	2x, last vs. Jacksonville State (2/6/20)
Offensive	2	vs. UT Martin (2/13/20)
Defensive	5	vs. Jacksonville State (2/6/20)
FG Made	10	at Morehead State (1/30/20)
FG Attempted.....	20	at Morehead State (1/30/20)
3-Point FG Made.....	6	at Drake (12/7/19)
3-Point FG Attempted.....	9	at Drake (12/7/19)
FT Made.....	7	at Morehead State (1/30/20)
FT Attempted.....	8	at Morehead State (1/30/20)
Assists	8	vs. Jacksonville State (2/6/20)
Blocks.....	2	vs. Tennessee Tech (2/8/20)
Steals.....	5	at Santa Clara (11/29/19)
Minutes	40	vs. UT Martin (2/13/20)

Caldwell's Game-by-Game Statistics

2019-20	FG	3P	FT	Q/D	REB	E	PTS	A	TO	B	S	M
at Vanderbilt*	3-8	0-3	2-2	0/4	4	3	8	1	1	0	1	32
Purdue Fort Wayne*	4-10	2-5	2-4	0/3	3	2	12	2	3	0	0	34
The Citadel*	1-9	0-4	2-4	1/0	1	3	4	6	5	0	1	29
Missouri S&T*	4-11	2-3	2-2	1/2	3	1	12	2	1	1	0	29
vs. Cal State Fullerton*	3-10	1-4	4-4	0/2	2	3	11	0	0	1	2	35
at Santa Clara*	6-11	0-2	4-4	0/1	1	1	16	4	2	1	5	34
vs. Denver*	6-11	2-6	2-2	1/2	3	0	16	2	1	0	3	29
at Abilene Christian*	4-10	0-1	0-0	0/0	0	5	8	1	1	0	1	28
at Drake*	6-11	6-9	0-1	0/3	3	1	18	1	6	1	0	36
at Youngstown State*	0-6	0-3	0-0	0/1	1	1	0	4	4	0	0	28
at Ohio State*	1-9	0-4	0-0	1/1	2	2	2	0	1	0	1	24
at Southern Illinois*	3-7	2-3	2-2	0/0	0	2	10	1	3	0	1	29
Missouri Baptist*	6-9	3-6	0-0	0/1	1	1	15	5	0	1	3	28
at Austin Peay*	5-10	2-5	0-0	0/0	0	2	12	2	1	1	1	26
at Murray State*	8-15	2-6	0-0	1/1	2	2	18	3	1	1	2	33
Belmont	5-9	0-3	1-2	1/0	1	1	11	0	2	1	0	22
Tennessee State	5-11	2-5	3-3	1/0	1	1	15	3	2	1	0	28
Austin Peay*	1-5	1-2	0-2	1/2	3	2	3	1	4	0	0	24
Murray State*	4-10	1-3	0-0	1/0	1	5	9	6	3	0	2	35
at SIU Edwardsville*	5-11	3-5	2-2	0/3	3	0	15	2	1	0	0	28
at Eastern Illinois*	7-17	1-8	5-6	1/3	4	2	20	2	3	0	0	34
at Morehead State*	10-20	2-4	7-8	1/4	5	2	29	1	3	0	0	32
at Eastern Kentucky*	2-7	0-2	0-1	0/1	1	3	4	3	4	0	0	27
Jacksonville State*	6-9	2-4	3-4	0/5	5	5	17	8	6	0	0	33
Tennessee Tech*	2-6	0-1	2-2	0/4	4	3	6	6	3	2	1	32
UT Martin*	5-15	3-8	1-1	2/0	2	3	14	7	0	0	0	40
SIU Edwardsville												
at Jacksonville State												
at Tennessee Tech												
Eastern Illinois												
at UT Martin												
Total	112-267	37-109	44-56	13/43	56	56	305	80	61	11	24	689

* - Game Started

Career-Highs

Points	29	at Morehead State (1/30/20)
Total Rebounds	5	3x, last vs. Jacksonville State (2/6/20)
Offensive	2	3x, last vs. UT Martin (2/13/20)
Defensive	5	vs. Jacksonville State (2/6/20)
FG Made	10	at Morehead State (1/30/20)
FG Attempted.....	20	at Morehead State (1/30/20)
3-Point FG Made.....	6	at Drake (12/7/19)
3-Point FG Attempted.....	9	at Drake (12/7/19)
FT Made.....	7	at Morehead State (1/30/20)
FT Attempted.....	8	at Morehead State (1/30/20)
Assists	8	vs. Jacksonville State (2/6/20)
Blocks.....	2	2x, last vs. Tennessee Tech (2/8/20)
Steals.....	5	at Santa Clara (11/29/19)
Minutes	40	vs. UT Martin (2/13/20)

Caldwell's Career Statistics at Southeast Missouri

Overall																			
Season	G-GS	Min	Avg	FG-FGA	Pct	3FG-3FGA	Pct	FT-FTA	Pct	Off	Def	Tot	Avg	PF	FQ	A	TO	Blk	Stl
2018-19	24-5	495	20.6	71-158	.449	30-77	.390	36-46	.783	14	31	45	1.9	51	0	40	31	5	22
2019-20	26-24	789	30.3	112-267	.419	37-109	.339	44-56	.786	13	43	56	2.2	56	3	73	61	11	24
Total	50-29	1284	25.7	183-425	.431	67-186	.360	80-102	.784	27	74	101	2.0	107	3	113	92	16	46
Ohio Valley Conference Games Only																			
Season	G-GS	Min	Avg	FG-FGA	Pct	3FG-3FGA	Pct	FT-FTA	Pct	Off	Def	Tot	Avg	PF	FQ	A	TO	Blk	Stl
2018-19	12-5	265	22.1	30-70	.429	12-31	.387	21-27	.778	6	9	15	1.3	28	0	14	18	1	11
2019-20	13-11	394	30.3	65-145	.448	19-56	.339	24-31	.774	9	23	32	2.5	31	2	44	33	6	6
Total	25-16	659	26.4	95-215	.442	31-87	.356	45-58	.776	15	32	47	1.9	59	2	58	51	7	17



2019-20 BASKETBALL NOTES



► Guard
► Sophomore (3)
► 6-4 ► 205
► Fairburn, Ga.
► Langston Hughes H.S.

KHALIL CUFFEE

1

2019-20: Missed the Murray State (1/18) game due to illness...Saw his first action of the season vs. Missouri Baptist (12/29) after being sidelined with a concussion...Scored 10 points and had two rebounds in 17 minutes off the bench in that contest...Averaged 4.1 points in seven games...Made his first 3-pointer of the season vs. Austin Peay (1/16)...Knocked down two 3-pointers in three minutes at Morehead State (1/30).

Cuffee's Game-by-Game Statistics

2019-20	FG	3P	FT	O/D	REB	F	PTS	A	TO	B	S	M
at Vanderbilt	DNP	-	-	-	-	-	-	-	-	-	-	-
Purdue Fort Wayne	DNP	-	-	-	-	-	-	-	-	-	-	-
The Citadel	DNP	-	-	-	-	-	-	-	-	-	-	-
Missouri S&T	DNP	-	-	-	-	-	-	-	-	-	-	-
vs. Cal State Fullerton	DNP	-	-	-	-	-	-	-	-	-	-	-
at Santa Clara	DNP	-	-	-	-	-	-	-	-	-	-	-
vs. Denver	DNP	-	-	-	-	-	-	-	-	-	-	-
at Abilene Christian	DNP	-	-	-	-	-	-	-	-	-	-	-
at Drake	DNP	-	-	-	-	-	-	-	-	-	-	-
at Youngstown State	DNP	-	-	-	-	-	-	-	-	-	-	-
at Ohio State	DNP	-	-	-	-	-	-	-	-	-	-	-
at Southern Illinois	DNP	-	-	-	-	-	-	-	-	-	-	-
Missouri Baptist	3-8	0-5	4-5	0/2	2	1	10	2	1	0	0	17
at Austin Peay	2-4	0-1	1-2	0/1	1	3	5	0	1	0	0	7
at Murray State	0-2	0-2	0-0	0/0	0	0	0	0	0	1	0	8
Belmont	0-2	0-2	0-0	0/0	0	0	0	1	0	0	0	4
Tennessee State	DNP	-	-	-	-	-	-	-	-	-	-	-
Austin Peay	2-2	1-1	0-0	0/0	0	0	5	2	0	0	0	3
Murray State	DNP	-	-	-	-	-	-	-	-	-	-	-
at SIU Edwardsville	1-2	1-2	0-0	0/0	0	0	3	0	0	0	0	3
at Eastern Illinois	DNP	-	-	-	-	-	-	-	-	-	-	-
at Morehead State	2-2	2-2	0-0	0/0	0	0	6	0	0	0	0	3
at Eastern Kentucky	DNP	-	-	-	-	-	-	-	-	-	-	-
Jacksonville State	DNP	-	-	-	-	-	-	-	-	-	-	-
Tennessee Tech	DNP	-	-	-	-	-	-	-	-	-	-	-
UT Martin	DNP	-	-	-	-	-	-	-	-	-	-	-
SIU Edwardsville												
at Jacksonville State												
at Tennessee Tech												
Eastern Illinois												
at UT Martin												
Total	10-22	4-15	5-7	0/3	3	4	29	5	2	1	0	45

* - Game Started

2019-20 Season-Highs

Points	10	vs. Missouri Baptist (12/29/19)
Total Rebounds	2	vs. Missouri Baptist (12/29/19)
Offensive	-	-
Defensive	2	vs. Missouri Baptist (12/29/19)
FG Made	3	vs. Missouri Baptist (12/29/19)
FG Attempted	8	vs. Missouri Baptist (12/29/19)
3-Point FG Made	2	at Morehead State (1/30/20)
3-Point FG Attempted	5	vs. Missouri Baptist (12/29/19)
FT Made	4	vs. Missouri Baptist (12/29/19)
FT Attempted	5	vs. Missouri Baptist (12/29/19)
Assists	2	vs. Missouri Baptist (12/29/19)
Blocks	1	at Murray State (1/4/20)
Steals	-	-
Minutes	17	vs. Missouri Baptist (12/29/19)

Career-Highs


Points	12	vs. Quincy (11/12/18)
Total Rebounds	2	vs. Missouri Baptist (12/29/19)
Offensive	1	vs. Belmont (3/2/19)
Defensive	2	vs. Missouri Baptist (12/29/19)
FG Made	5	vs. Quincy (11/12/18)
FG Attempted	8	vs. Missouri Baptist (12/29/19)
3-Point FG Made	2	3x, last at Morehead State (1/30/20)
3-Point FG Attempted	5	vs. Missouri Baptist (12/29/19)
FT Made	4	vs. Missouri Baptist (12/29/19)
FT Attempted	5	vs. Missouri Baptist (12/29/19)
Assists	2	vs. Missouri Baptist (12/29/19)
Blocks	1	at Murray State (1/4/20)
Steals	2	vs. Quincy (11/12/18)
Minutes	17	vs. Missouri Baptist (12/29/19)

Cuffee's Career Statistics at Southeast Missouri

Overall																		
Season	G-GS	Min	Avg	FG-FGA	Pct	3FG-3FGA	Pct	FT-FTA	Pct	Off	Def	Tot	Avg	PF	FO	A	TO	Blk
2018-19	13-0	52	4.0	15-27	.556	10-20	.500	4-8	.500	1	2	3	0.2	11	1	2	6	0
2019-20	7-0	45	6.4	10-22	.455	4-15	.267	5-7	.714	0	3	3	0.4	4	0	5	2	1
Total	20-0	97	4.9	25-49	.510	14-35	.400	9-15	.600	1	5	6	0.3	15	1	7	8	1
Ohio Valley Conference Games Only																		
Season	G-GS	Min	Avg	FG-FGA	Pct	3FG-3FGA	Pct	FT-FTA	Pct	Off	Def	Tot	Avg	PF	FO	A	TO	Blk
2018-19	6-0	30	5.0	6-11	.545	4-7	.571	3-4	.750	1	0	1	0.2	7	1	1	3	0
2019-20	6-0	28	4.7	7-14	.500	4-10	.400	1-2	.500	0	1	1	0.2	3	0	3	1	1
Total	12-0	58	4.8	13-25	.520	8-17	.471	4-6	.667	1	1	2	0.2	10	1	4	4	1



2019-20 BASKETBALL NOTES



► Forward
► Junior (3)
► 6-7 ► 200
► Greenville, Ohio
► Greenville H.S.

ISAIAH GABLE

13

2019-20: Missed his first game of the season due to a bruised thigh injury vs. Missouri Baptist (12/29)...Returned to score five points in 18 minutes at Austin Peay (1/2)...Saw action in 22 games off the bench and made three starts...Averages 4.5 points and 2.4 rebounds per contest...Made his first start of the season at Eastern Kentucky (Feb. 1)...Ranks third on the team with 21 three-pointers made...Drew a big charge on defense late in the game during the Redhawks win over Purdue Fort Wayne (11/10)...Scored a season-high 11 points at Murray State (1/4)...Scored double figures in four games...Made a season-best three 3-pointers at Youngstown State (12/15) and vs. Tennessee State (1/11)...Added 10 points at #5 Ohio State (12/17).

Gable's Game-by-Game Statistics

2019-20	FG	3P	FT	O/D	REB	E	PTS	A	TO	B	S	M
at Vanderbilt	1-4	0-1	0-1	2/0	2	1	2	0	0	0	0	10
Purdue Fort Wayne	2-6	1-3	0-0	0/2	2	2	5	1	0	0	0	21
The Citadel	3-5	2-4	0-0	0/4	4	1	8	1	0	0	2	25
Missouri S&T	2-3	0-1	0-0	0/2	2	1	4	1	1	0	0	16
vs. Cal State Fullerton	1-3	0-2	0-0	0/3	3	2	2	0	2	0	0	18
at Santa Clara	4-10	2-6	0-2	0/1	1	2	10	0	0	0	0	25
vs. Denver	0-6	0-6	1-2	0/3	3	4	1	2	3	0	1	30
at Abilene Christian	0-3	0-3	0-0	0/3	3	0	0	0	1	0	0	15
at Drake	2-3	1-1	0-0	0/0	0	3	5	0	0	0	0	14
at Youngstown State	3-4	3-4	1-2	1/5	6	3	10	2	1	0	0	24
at Ohio State	4-8	2-4	0-0	0/0	0	4	10	0	1	0	0	21
at Southern Illinois	0-3	0-2	0-0	0/0	0	2	0	0	0	0	0	15
Missouri Baptist	DNP	-	-	-	-	-	-	-	-	-	-	-
at Austin Peay	2-4	1-2	0-0	1/0	1	2	5	0	0	0	0	18
at Murray State	4-9	1-4	2-2	1/2	3	1	11	1	1	1	0	29
Belmont	1-4	1-4	0-0	0/2	2	2	3	0	1	0	1	15
Tennessee State	3-7	3-7	0-1	0/3	3	0	9	1	2	0	1	26
Austin Peay	1-4	0-2	0-0	0/3	3	2	2	0	1	0	0	23
Murray State	1-3	1-3	3-4	0/3	3	3	6	1	2	0	0	26
at SIU Edwardsville	0-5	0-5	2-2	0/3	3	2	2	1	0	0	0	27
at Eastern Illinois	1-2	1-2	0-0	0/4	4	3	3	0	0	0	1	21
at Morehead State	1-3	0-0	0-0	0/1	1	4	2	0	1	0	0	16
at Eastern Kentucky*	2-7	2-6	0-0	1/3	4	3	6	2	0	0	0	31
Jacksonville State*	1-4	0-2	1-2	0/2	2	4	3	1	0	0	0	22
Tennessee Tech*	1-6	0-4	2-2	0/2	2	4	4	0	3	1	0	22
UT Martin	0-1	0-1	0-0	0/2	2	3	0	0	2	0	0	6
SIU Edwardsville												
at Jacksonville State												
at Tennessee Tech												
Eastern Illinois												
at UT Martin												
Total	40-114	21-76	12-20	6/50	56	58	113	14	21	2	6	501

* - Game Started

Career-Highs

Points	28	vs. UT Martin (1/5/19)
Total Rebounds	10	vs. Hannibal-LaGrange (11/28/17)
Offensive	4	vs. UT Martin (2/24/18)
Defensive	10	vs. Hannibal-LaGrange (11/28/17)
FG Made	11	vs. UT Martin (1/5/19)
FG Attempted	17	vs. UT Martin (1/5/19)
3-Point FG Made	4	3x, last vs. Tennessee State (2/28/19)
3-Point FG Attempted	9	2x, last at Morehead State (1/17/19)
FT Made	5	vs. Eastern Illinois (1/26/19)
FT Attempted	6	vs. Eastern Illinois (1/26/19)
Assists	5	vs. Jacksonville State (2/9/19)
Blocks	2	vs. Southern Illinois (12/8/18)
Steals	2	vs. The Citadel (11/19/19)
Minutes	40	vs. UT Martin (1/5/19)

2019-20 Season-Highs


Points	11	at Murray State (1/4/20)
Total Rebounds	6	at Youngstown State (12/15/19)
Offensive	2	at Vanderbilt (11/6/19)
Defensive	5	at Youngstown State (12/15/19)
FG Made	4	3x, last at Murray State (1/4/20)
FG Attempted	10	at Santa Clara (11/29/19)
3-Point FG Made	3	2x, last vs. Tennessee State (1/11/20)
3-Point FG Attempted	7	vs. Tennessee State (1/11/20)
FT Made	3	vs. Murray State (1/18/20)
FT Attempted	4	vs. Murray State (1/18/20)
Assists	2	3x, last at Eastern Kentucky (2/1/20)
Blocks	1	2x, last vs. Tennessee Tech (2/8/20)
Steals	2	vs. The Citadel (11/19/19)
Minutes	31	at Eastern Kentucky (2/1/20)

Gable's Career Statistics at Southeast Missouri

Overall																					
Season	G-GS	Min	Avg	FG-FGA	Pct	3FG-3FGA	Pct	FT-FTA	Pct	Off	Def	Tot	Avg	PF	FO	A	TO	Blk	Stl	Pts	Avg
2017-18	15-0	187	12.5	22-55	.400	13-36	.361	7-11	.636	5	23	28	1.9	19	0	6	7	0	0	64	4.3
2018-19	31-24	705	22.7	85-184	.462	51-127	.402	30-39	.769	16	79	95	3.1	59	0	34	31	6	11	251	8.1
2019-20	25-3	516	20.6	40-117	.342	21-79	.266	12-20	.600	6	53	59	2.4	58	0	14	22	2	6	113	4.5
Total	71-27	1408	19.8	147-356	.413	85-242	.351	49-70	.700	27	155	182	2.6	136	0	54	60	8	17	428	6.0
Ohio Valley Conference Games Only																					
Season	G-GS	Min	Avg	FG-FGA	Pct	3FG-3FGA	Pct	FT-FTA	Pct	Off	Def	Tot	Avg	PF	FO	A	TO	Blk	Stl	Pts	Avg
2017-18	4-0	47	11.8	7-17	.412	2-9	.222	3-4	.750	5	6	11	2.8	5	0	2	1	0	0	19	4.8
2018-19	18-11	433	24.1	61-117	.521	35-76	.461	22-28	.786	12	48	60	3.3	30	0	18	14	1	7	179	9.9
2019-20	13-3	282	21.7	18-59	.305	10-42	.238	10-13	.769	3	30	33	2.5	33	0	7	13	2	3	56	4.3
Total	35-14	762	21.8	86-193	.446	47-127	.370	35-45	.778	20	84	104	3.0	68	0	27	28	3	10	254	7.3



2019-20 BASKETBALL NOTES



► Guard
► Junior (3)
► 6-3 ► 205
► Antioch, Ill.
► Lake Forest Academy
► John A. Logan College

5

CHRIS HARRIS

2019-20: Is out for the season with a knee injury...Finished as the Redhawks leading scorer in his only two games of the season...Was the team's leading scorer (15.5 ppg)...Began his Southeast Missouri career with a team-high 15 points off the bench at Vanderbilt (11/6)...Four days later, he came off the bench to score 16 points and made the game-winning 3-pointer with 27 seconds left vs. Purdue Fort Wayne (11/10)...Suffered his season-ending injury during practice prior to The Citadel game.

Harris' Game-by-Game Statistics

2019-20	FG	3P	FT	O/D	REB	F	PTS	A	TO	B	S	M
at Vanderbilt	6-9	2-3	1-2	0/1	1	2	15	0	3	1	0	28
Purdue Fort Wayne	3-6	3-4	7-8	0/5	5	3	16	2	2	0	0	26
The Citadel	DNP	-	-	-	-	-	-	-	-	-	-	-
Missouri S&T	DNP	-	-	-	-	-	-	-	-	-	-	-
vs. Cal State Fullerton	DNP	-	-	-	-	-	-	-	-	-	-	-
at Santa Clara	DNP	-	-	-	-	-	-	-	-	-	-	-
vs. Denver	DNP	-	-	-	-	-	-	-	-	-	-	-
at Abilene Christian	DNP	-	-	-	-	-	-	-	-	-	-	-
at Drake	DNP	-	-	-	-	-	-	-	-	-	-	-
at Youngstown State	DNP	-	-	-	-	-	-	-	-	-	-	-
at Ohio State	DNP	-	-	-	-	-	-	-	-	-	-	-
at Southern Illinois	DNP	-	-	-	-	-	-	-	-	-	-	-
Missouri Baptist	DNP	-	-	-	-	-	-	-	-	-	-	-
at Austin Peay	DNP	-	-	-	-	-	-	-	-	-	-	-
at Murray State	DNP	-	-	-	-	-	-	-	-	-	-	-
Belmont	DNP	-	-	-	-	-	-	-	-	-	-	-
Tennessee State	DNP	-	-	-	-	-	-	-	-	-	-	-
Austin Peay	DNP	-	-	-	-	-	-	-	-	-	-	-
Murray State	DNP	-	-	-	-	-	-	-	-	-	-	-
at SIU Edwardsville	DNP	-	-	-	-	-	-	-	-	-	-	-
at Eastern Illinois	DNP	-	-	-	-	-	-	-	-	-	-	-
at Morehead State	DNP	-	-	-	-	-	-	-	-	-	-	-
at Eastern Kentucky	DNP	-	-	-	-	-	-	-	-	-	-	-
Jacksonville State	DNP	-	-	-	-	-	-	-	-	-	-	-
Tennessee Tech	DNP	-	-	-	-	-	-	-	-	-	-	-
UT Martin	DNP	-	-	-	-	-	-	-	-	-	-	-
SIU Edwardsville												
at Jacksonville State												
at Tennessee Tech												
Eastern Illinois												
at UT Martin												
Total	9-15	5-7	8-10	0/6	6	5	31	2	5	1	0	54

* - Game Started

2019-20 Season/Career-Highs


Points	16	vs. Purdue Fort Wayne (11/10/19)
Total Rebounds	5	vs. Purdue Fort Wayne (11/10/19)
Offensive	-	-
Defensive	5	vs. Purdue Fort Wayne (11/10/19)
FG Made	6	at Vanderbilt (11/6/19)
FG Attempted	9	at Vanderbilt (11/6/19)
3-Point FG Made	3	vs. Purdue Fort Wayne (11/10/19)
3-Point FG Attempted	4	vs. Purdue Fort Wayne (11/10/19)
FT Made	7	vs. Purdue Fort Wayne (11/10/19)
FT Attempted	8	vs. Purdue Fort Wayne (11/10/19)
Assists	2	vs. Purdue Fort Wayne (11/10/19)
Blocks	1	at Vanderbilt (11/6/19)
Steals	-	-
Minutes	28	at Vanderbilt (11/6/19)

Harris' Career Statistics at Southeast Missouri

Overall																			
Season	G-GS	Min	Avg	FG-FGA	Pct	3FG-3FGA	Pct	FT-FTA	Pct	Off	Def	Tot	Avg	PF	FQ	A	TO	Blk	Stl
2019-20	2-0	74	37.0	9-15	.600	5-7	.714	8-10	.800	0	6	6	3.0	5	0	2	5	1	0
Ohio Valley Conference Games Only																			
Season	G-GS	Min	Avg	FG-FGA	Pct	3FG-3FGA	Pct	FT-FTA	Pct	Off	Def	Tot	Avg	PF	FQ	A	TO	Blk	Stl
2019-20																			



2019-20 BASKETBALL NOTES



► Guard
► Senior (5)
► 6-5 ► 205
► Melbourne, Fla.
► Trinity Episcopal H.S.
► Embry-Riddle

3

SKYLER HOGAN

2019-20: Is averaging 8.4 points and 4.2 rebounds per game after 25 starts...Scored double figures in 10 games...Ranks second on the team with 35 three-pointers made...Dropped in 11 points on 4-of-7 field goals and 2-of-2 three-pointers vs. Purdue Fort Wayne (11/10)...Followed that up with 11 points vs. The Citadel (11/19)...Scored 16 points vs. Denver (11/30)...Grabbed a career-high 12 rebounds at Drake (12/7)...Dropped in 16 points vs. Jacksonville State (2/6)...Scored a season-high 21 points vs. UT Martin (2/13)...Ranks 13th in the Ohio Valley Conference in 3-point field goal percentage (.365) and 27th in minutes played (27.4 mpg).

Hogan's Game-by-Game Statistics

2019-20	FG	3P	FT	Q/D	REB	E	PTS	A	TO	B	S	M
at Vanderbilt*	1-2	0-1	0-0	0/1	1	1	2	1	1	0	0	9
Purdue Fort Wayne*	4-7	2-2	1-2	0/2	2	2	11	3	0	0	0	27
The Citadel*	5-11	1-6	0-1	0/5	5	2	11	0	3	0	2	31
Missouri S&T*	3-7	1-3	1-2	1/5	6	2	8	1	2	0	0	30
vs. Cal State Fullerton*	0-2	0-0	0-0	0/2	2	1	0	0	1	0	0	16
at Santa Clara*	3-7	1-3	5-5	0/6	6	2	12	0	2	0	0	28
vs. Denver*	7-8	2-3	0-0	0/2	2	1	16	0	4	0	2	23
at Abilene Christian*	5-13	1-2	0-0	1/6	7	0	11	0	0	0	0	32
at Drake*	3-6	2-5	1-2	0/12	12	5	9	1	2	0	1	38
at Youngstown State*	3-8	3-6	0-0	2/4	6	1	9	2	1	0	1	34
at Ohio State*	0-8	0-4	2-2	1/1	2	0	2	1	1	0	0	32
at Southern Illinois*	5-10	2-4	3-4	1/6	7	2	15	1	1	0	1	34
Missouri Baptist*	2-7	2-5	2-2	0/4	4	0	8	2	2	0	2	29
at Austin Peay*	3-11	2-6	3-3	0/2	2	1	11	2	1	0	0	33
at Murray State*	2-6	1-3	0-0	1/5	6	3	5	0	1	0	0	29
Belmont*	1-6	0-2	0-0	1/2	3	0	2	0	0	1	0	24
Tennessee State*	1-4	1-3	2-2	0/2	2	3	5	0	0	0	0	23
Austin Peay*	3-8	0-3	1-2	0/4	4	2	7	1	0	0	1	23
Murray State*	6-9	3-4	1-1	0/1	1	1	16	0	2	0	0	34
at SIU Edwardsville*	2-8	1-5	2-2	0/1	1	2	7	0	0	0	0	22
at Eastern Illinois*	3-10	1-3	0-0	1/7	8	2	7	0	1	0	0	21
at Morehead State*	1-3	0-2	0-0	0/2	2	1	2	2	0	1	1	30
at Eastern Kentucky*	0-4	0-1	0-0	0/4	4	1	0	1	2	0	0	19
Jacksonville State	6-10	4-6	0-0	0/7	7	1	16	2	1	0	0	30
Tennessee Tech*	2-6	1-3	0-0	0/3	3	0	5	0	0	0	0	21
UT Martin*	7-15	4-11	3-4	1/4	5	1	21	1	1	1	0	40
SIU Edwardsville												
at Jacksonville State												
at Tennessee Tech												
Eastern Illinois												
at UT Martin												
Total	78-187	35-96	27-34	10/100	110	37	218	21	29	3	11	712

* - Game Started

2019-20 Season-Highs

Points	21	vs. UT Martin (2/13/20)
Total Rebounds	12	at Drake (12/7/19)
Offensive	3	at Youngstown State (12/15/19)
Defensive	12	at Drake (12/7/19)
FG Made	7	2x, last vs. UT Martin (2/13/20)
FG Attempted.....	15	vs. UT Martin (2/13/20)
3-Point FG Made.....	4	2x, last vs. UT Martin (2/13/20)
3-Point FG Attempted.....	11	vs. UT Martin (2/13/20)
FT Made.....	5	at Santa Clara (11/29/19)
FT Attempted.....	5	at Santa Clara (11/29/19)
Assists	3	vs. Purdue Fort Wayne (11/10/19)
Blocks.....	1	3x, last vs. UT Martin (2/13/20)
Steals.....	2	3x, last vs. Missouri Baptist (12/29/19)
Minutes	40	vs. UT Martin (2/13/20)

Career-Highs


Points	25	at Mississippi Valley State (12/4/18)
Total Rebounds	12	at Drake (12/7/19)
Offensive	3	2x, last at Youngstown State (12/15/19)
Defensive	12	at Drake (12/7/19)
FG Made	10	at Mississippi Valley State (12/4/18)
FG Attempted.....	16	2x, last at Mississippi Valley State (12/4/18)
3-Point FG Made.....	5	at Mississippi Valley State (12/4/18)
3-Point FG Attempted.....	11	2x, last vs. UT Martin (2/13/20)
FT Made.....	10	at Eastern Kentucky (1/19/19)
FT Attempted.....	13	at Eastern Kentucky (1/19/19)
Assists	4	at Mississippi Valley State (12/4/18)
Blocks.....	2	2x, last at Mississippi Valley State (12/4/18)
Steals.....	3	at UT Martin (2/14/19)
Minutes	45	vs. SIU Edwardsville (1/24/19)

Hogan's Career Statistics at Southeast Missouri

Overall																			
Season	G-GS	Min	Avg	FG-FGA	Pct	3FG-3FGA	Pct	FT-FTA	Pct	Off	Def	Tot	Avg	PF	FQ	A	TO	Blk	Stl
2018-19	30-27	790	26.3	120-274	.438	46-121	.380	33-43	.767	16	82	98	3.3	42	0	33	35	5	21
2019-20	26-25	712	27.4	78-196	.398	35-96	.365	27-34	.794	10	100	110	4.2	37	1	21	29	3	11
Total	56-52	1502	26.8	198-470	.421	81-217	.373	60-77	.779	26	182	208	3.7	79	1	54	64	8	32
Ohio Valley Conference Games Only																			
Season	G-GS	Min	Avg	FG-FGA	Pct	3FG-3FGA	Pct	FT-FTA	Pct	Off	Def	Tot	Avg	PF	FQ	A	TO	Blk	Stl
2018-19	17-15	441	25.9	59-141	.418	16-55	.291	21-30	.700	6	49	55	3.2	22	0	19	20	0	13
2019-20	13-12	349	26.8	37-100	.370	18-52	.346	12-14	.857	4	44	48	3.7	18	0	9	9	3	2
Total	30-27	790	26.3	96-241	.398	34-107	.318	33-44	.750	10	93	103	3.4	40	0	28	29	3	15



2019-20 BASKETBALL NOTES



► Guard
► Junior (3)
► 6-0 ► 170
► Tapei, Taiwan
► Songshan H.S.
► Marshalltown CC

4

OSCAR KAO

2019-20: Did not play in two games due to illness...Averages 3.1 points...Started three games...Had a career-high 15 points vs. Belmont (1/9), his second double-digit scoring game of the season...Made his first career start in the season-opener at Vanderbilt (11/6)...Pulled down two rebounds in 12 minutes...Played six minutes and scored two points off the bench vs. Purdue Fort Wayne (11/10)...Logged 10 minutes and scored two points vs. The Citadel (11/19)...Scored a career-high 10 points in 22 minutes off the bench vs. Missouri S&T (11/22)...Had a career-high six assists vs. Denver (11/30)...Logged his first career Ohio Valley Conference start at Murray State (1/4).

Kao's Game-by-Game Statistics

2019-20	FG	3P	FT	O/D	REB	F	PTS	A	TO	B	S	M
at Vanderbilt*	0-0	0-0	0-0	1/1	2	1	0	0	1	0	0	12
Purdue Fort Wayne	1-3	0-1	0-0	1/0	1	2	2	1	0	0	0	6
The Citadel	1-4	0-1	0-0	1/0	1	2	2	0	0	0	0	10
Missouri S&T	4-8	1-3	1-4	0/1	1	3	10	2	1	0	0	22
vs. Cal State Fullerton	3-9	0-1	0-0	0/0	0	2	6	1	0	0	2	31
at Santa Clara	0-2	0-0	0-0	0/0	0	5	0	0	0	0	0	9
vs. Denver	0-2	0-1	0-0	0/1	1	2	0	6	3	0	3	21
at Abilene Christian	0-1	0-0	0-0	0/0	0	0	0	0	2	0	0	9
at Drake	0-0	0-0	2-2	0/0	0	1	2	2	0	0	1	4
at Youngstown State	3-9	0-1	0-1	1/1	2	2	6	2	1	0	1	27
at Ohio State	3-13	1-4	2-2	0/2	2	2	9	0	0	0	1	24
at Southern Illinois	1-3	0-0	0-0	0/0	0	0	2	1	3	0	0	15
Missouri Baptist	0-0	0-0	0-0	0/0	0	0	0	0	1	0	0	2
at Austin Peay	1-4	1-3	0-0	0/1	1	3	3	2	1	0	0	11
at Murray State*	1-6	0-1	2-2	0/2	2	3	4	1	0	0	0	18
Belmont*	5-10	1-2	4-4	0/5	5	4	15	4	1	0	0	31
Tennessee State*	1-2	0-0	0-0	1/0	1	2	2	0	4	0	0	10
Austin Peay	DNP	-	-	-	-	-	-	-	-	-	-	-
Murray State	DNP	-	-	-	-	-	-	-	-	-	-	-
at SIU Edwardsville	1-3	1-1	0-0	0/1	1	3	3	1	1	0	2	11
at Eastern Illinois	1-1	0-0	0-0	0/0	0	1	2	0	1	0	1	3
at Morehead State	0-0	0-0	0-0	0/0	0	0	0	0	3	0	0	8
at Eastern Kentucky	0-1	0-0	0-0	1/1	2	1	0	0	2	0	0	4
Jacksonville State	DNP	-	-	-	-	-	-	-	-	-	-	-
Tennessee Tech	0-3	0-1	0-0	0/1	1	1	0	0	0	0	1	10
UT Martin	DNP	-	-	-	-	-	-	-	-	-	-	-
SIU Edwardsville												
at Jacksonville State												
at Tennessee Tech												
Eastern Illinois												
at UT Martin												
Total	26-84	5-20	11-15	6/17	23	40	68	23	25	0	12	298

* - Game Started

2019-20 Season-Highs

Points	15	vs. Belmont (1/9/20)
Total Rebounds	5	vs. Belmont (1/9/20)
Offensive	1	6x, last at Eastern Kentucky (2/1/20)
Defensive	5	vs. Belmont (1/9/20)
FG Made	5	vs. Belmont (1/9/20)
FG Attempted	13	at Ohio State (12/17/19)
3-Point FG Made	1	5x, last at SIU Edwardsville (1/23/20)
3-Point FG Attempted	4	at Ohio State (12/17/19)
FT Made	4	vs. Belmont (1/9/20)
FT Attempted	4	2x, last vs. Belmont (1/9/20)
Assists	6	vs. Denver (11/30/19)
Blocks	-	-
Steals	3	vs. Denver (11/30/19)
Minutes	31	2x, last vs. Belmont (1/9/20)

Career-Highs


Points	15	vs. Belmont (1/9/20)
Total Rebounds	5	vs. Belmont (1/9/20)
Offensive	1	7x, last at Eastern Kentucky (2/1/20)
Defensive	5	vs. Belmont (1/9/20)
FG Made	5	vs. Belmont (1/9/20)
FG Attempted	13	at Ohio State (12/17/19)
3-Point FG Made	2	3x, last vs. Belmont (3/2)
3-Point FG Attempted	4	at Ohio State (12/17/19)
FT Made	4	vs. Belmont (1/9/20)
FT Attempted	4	2x, last vs. Belmont (1/9/20)
Assists	6	vs. Denver (11/30/19)
Blocks	-	-
Steals	3	vs. Denver (11/30/19)
Minutes	31	2x, last vs. Belmont (1/9/20)

Kao's Career Statistics at Southeast Missouri

Overall																			
Season	G-GS	Min	Avg	FG-FGA	Pct	3FG-3FGA	Pct	FT-FTA	Pct	Off	Def	Tot	Avg	PF	FO	A	TO	Blk	Stl
2018-19	20-0	163	8.2	24-46	.522	13-23	.565	4-4	1.000	2	11	13	0.7	15	0	21	14	0	6
2019-20	22-4	298	13.5	26-84	.310	5-20	.250	11-15	.733	6	17	23	1.0	40	1	23	25	0	12
Total	42-4	461	11.0	50-130	.385	18-43	.419	15-19	.789	8	28	36	0.9	55	1	44	39	0	18
Ohio Valley Conference Games Only																			
Season	G-GS	Min	Avg	FG-FGA	Pct	3FG-3FGA	Pct	FT-FTA	Pct	Off	Def	Tot	Avg	PF	FO	A	TO	Blk	Stl
2018-19	12-0	122	10.2	16-30	.533	9-14	.643	2-2	1.000	1	8	9	0.8	10	0	16	12	0	6
2019-20	9-3	106	11.8	10-30	.333	3-8	.375	6-6	1.000	2	11	13	1.4	18	0	8	13	0	4
Total	21-3	228	10.9	26-60	.433	12-22	.545	8-8	1.000	3	19	22	1.0	28	0	24	25	0	10



2019-20 BASKETBALL NOTES



► Guard
► Freshman (2)
► 6-5 ► 180
► Durham, N.C.
► Voyager Academy

JORDAN LOVE

2

2019-20: Saw action in 20 games, including 16 off the bench...Scored a career-best 14 points in his first career start at Morehead State (1/30)... Followed that up with 12 points two days later at Eastern Kentucky (2/1)... Played in his first career game vs. The Citadel (11/19)...Scored eight points and grabbed a season-best four rebounds vs. Tennessee State (1/11)... Matched his season-high eight points at Eastern Illinois (1/25)...Scored the first points of his career on a 3-pointer vs. Denver (11/30)...Dished out a career-high five assists vs. Austin Peay (1/16)...Averages 3.1 points per game...Started three of the last four games.

Love's Game-by-Game Statistics

2019-20	FG	3P	FT	Q/D	REB	E	PTS	A	TO	B	S	M
at Vanderbilt	DNP	-	-	-	-	-	-	-	-	-	-	-
Purdue Fort Wayne	DNP	-	-	-	-	-	-	-	-	-	-	-
The Citadel	0-0	0-0	0-0	0/0	0	0	0	0	0	0	0	4
Missouri S&T	0-0	0-0	0-0	0/0	0	0	0	0	0	0	0	1
vs. Cal State Fullerton	DNP	-	-	-	-	-	-	-	-	-	-	-
at Santa Clara	DNP	-	-	-	-	-	-	-	-	-	-	-
vs. Denver	1-1	1-1	0-0	0/1	1	0	3	0	1	0	1	9
at Abilene Christian	1-1	0-0	0-0	0/0	0	0	2	0	0	0	0	4
at Drake	DNP	-	-	-	-	-	-	-	-	-	-	-
at Youngstown State	0-4	0-2	1-4	0/1	1	0	1	0	0	0	1	12
at Ohio State	0-1	0-0	0-0	0/1	1	0	0	0	0	0	0	5
at Southern Illinois	0-0	0-0	0-0	0/3	3	1	0	0	1	0	0	6
Missouri Baptist	2-5	0-1	0-0	0/2	2	1	4	0	0	0	0	14
at Austin Peay	0-1	0-0	0-0	0/1	1	1	0	1	1	0	0	9
at Murray State	0-3	0-0	0-0	1/0	1	0	0	0	1	0	0	12
Belmont	1-1	0-0	2-2	0/0	0	0	4	0	0	0	1	11
Tennessee State	3-7	0-1	2-4	1/3	4	2	8	2	1	0	0	26
Austin Peay	1-5	1-2	2-2	2/0	2	1	5	5	0	1	0	24
Murray State	0-2	0-1	0-2	0/2	2	2	0	0	1	0	0	7
at SIU Edwardsville	2-4	0-1	0-2	1/1	2	0	4	0	0	0	0	14
at Eastern Illinois	4-9	0-1	0-0	2/2	4	2	8	2	1	0	2	23
at Morehead State*	4-11	2-6	4-4	0/3	3	1	14	1	1	1	0	49
at Eastern Kentucky	3-11	1-3	5-6	0/1	1	2	12	0	2	0	1	30
Jacksonville State*	2-3	0-0	1-3	0/2	2	0	5	1	6	0	0	18
Tennessee Tech*	0-1	0-0	1-2	0/0	0	3	1	2	1	0	0	13
UT Martin	DNP	-	-	-	-	-	-	-	-	-	-	-
SIU Edwardsville												
at Jacksonville State												
at Tennessee Tech												
Eastern Illinois												
at UT Martin												
Total	24-70	5-19	18-31	7/23	30	16	71	14	17	2	6	291

* - Game Started

2019-20 Season/Career-Highs


Points	14	at Morehead State (1/30/20)
Total Rebounds	4	2x, last at Eastern Illinois (1/25/20)
Offensive	2	2x, last at Eastern Illinois (1/25/20)
Defensive	3	3x, last at Morehead State (1/30/20)
FG Made	4	2x, last at Morehead State (1/30/20)
FG Attempted.....	11	2x, last at Eastern Kentucky (2/1/20)
3-Point FG Made.....	2	at Morehead State (1/30/20)
3-Point FG Attempted.....	6	at Morehead State (1/30/20)
FT Made.....	5	at Eastern Kentucky (2/1/20)
FT Attempted.....	6	at Eastern Kentucky (2/1/20)
Assists	5	vs. Austin Peay (1/16/20)
Blocks.....	1	2x, last at Morehead State (1/30/20)
Steals.....	2	at Eastern Illinois (1/25/20)
Minutes	30	at Eastern Kentucky (2/1/20)

Love's Career Statistics at Southeast Missouri

Overall																			
Season	G-GS	Min	Avg	FG-FGA	Pct	3FG-3FGA	Pct	FT-FTA	Pct	Off	Def	Tot	Avg	PF	FO	A	TO	Blk	Stl
2019-20	20-4	271	13.6	24-70	.343	5-19	.263	18-31	.581	7	23	30	1.5	16	0	14	17	2	6
Ohio Valley Conference Games Only																			
Season	G-GS	Min	Avg	FG-FGA	Pct	3FG-3FGA	Pct	FT-FTA	Pct	Off	Def	Tot	Avg	PF	FO	A	TO	Blk	Stl
2019-20	12-4	216	18.0	20-58	.345	4-15	.267	17-27	.630	7	15	22	1.8	14	0	14	15	2	4



2019-20 BASKETBALL NOTES



► Guard
► Freshman (1)
► 6-2 ► 175
► Chicago, Ill.
► St. Patrick H.S.

JAKOB MEDINA

20

2019-20: --

Medina's Game-by-Game Statistics

2019-20	FG	3P	FT	O/D	REB	F	PTS	A	TO	B	S	M
at Vanderbilt	DNP	-	-	-	-	-	-	-	-	-	-	-
Purdue Fort Wayne	DNP	-	-	-	-	-	-	-	-	-	-	-
The Citadel	DNP	-	-	-	-	-	-	-	-	-	-	-
Missouri S&T	DNP	-	-	-	-	-	-	-	-	-	-	-
vs. Cal State Fullerton	DNP	-	-	-	-	-	-	-	-	-	-	-
at Santa Clara	DNP	-	-	-	-	-	-	-	-	-	-	-
vs. Denver	DNP	-	-	-	-	-	-	-	-	-	-	-
at Abilene Christian	DNP	-	-	-	-	-	-	-	-	-	-	-
at Drake	DNP	-	-	-	-	-	-	-	-	-	-	-
at Youngstown State	DNP	-	-	-	-	-	-	-	-	-	-	-
at Ohio State	DNP	-	-	-	-	-	-	-	-	-	-	-
at Southern Illinois	DNP	-	-	-	-	-	-	-	-	-	-	-
Missouri Baptist	DNP	-	-	-	-	-	-	-	-	-	-	-
at Austin Peay	DNP	-	-	-	-	-	-	-	-	-	-	-
at Murray State	DNP	-	-	-	-	-	-	-	-	-	-	-
Belmont	DNP	-	-	-	-	-	-	-	-	-	-	-
Tennessee State	DNP	-	-	-	-	-	-	-	-	-	-	-
Austin Peay	DNP	-	-	-	-	-	-	-	-	-	-	-
Murray State	DNP	-	-	-	-	-	-	-	-	-	-	-
at SIU Edwardsville	DNP	-	-	-	-	-	-	-	-	-	-	-
at Eastern Illinois	DNP	-	-	-	-	-	-	-	-	-	-	-
at Morehead State	DNP	-	-	-	-	-	-	-	-	-	-	-
at Eastern Kentucky	DNP	-	-	-	-	-	-	-	-	-	-	-
Jacksonville State	DNP	-	-	-	-	-	-	-	-	-	-	-
Tennessee Tech	DNP	-	-	-	-	-	-	-	-	-	-	-
UT Martin	DNP	-	-	-	-	-	-	-	-	-	-	-
SIU Edwardsville												
at Jacksonville State												
at Tennessee Tech												
Eastern Illinois												
at UT Martin												
Total												

* - Game Started

2019-20 Season/Career-Highs


Points	-
Total Rebounds	-
Offensive	-
Defensive	-
FG Made	-
FG Attempted	-
3-Point FG Made	-
3-Point FG Attempted	-
FT Made	-
FT Attempted	-
Assists	-
Blocks	-
Steals	-
Minutes	-

Medina's Career Statistics at Southeast Missouri

Season	G-GS	Min	Avg	FG-FGA	Pct	3FG-3FGA	Pct	FT-FTA	Pct	Off	Def	Tot	Avg	PF	FQ	A	TO	Blk	Stl	Pts	Avg
2019-20																					
Overall																					
Ohio Valley Conference Games Only																					
Season	G-GS	Min	Avg	FG-FGA	Pct	3FG-3FGA	Pct	FT-FTA	Pct	Off	Def	Tot	Avg	PF	FQ	A	TO	Blk	Stl	Pts	Avg
2019-20																					



2019-20 BASKETBALL NOTES



- Forward
- Junior (3)
- 6-6 ► 190
- Lee's Summit, Mo.
- Kansas City East Christian Academy
- John Wood CC

EVAN MORRISON

12

2019-20: Played in 16 games off the bench...Logged his first minutes of the season at the Cable Car Classic...Played a season-high 12 minutes vs. Belmont (1/9)...Scored the first points of his career on a 3-pointer at #5 Ohio State (12/17)...Also knocked down a 3-pointer vs. Missouri Baptist (12/29) and at Eastern Illinois (1/25)...Grabbed a season-high three rebounds at Morehead State (1/30).

Morrison's Game-by-Game Statistics

2019-20	FG	3P	FT	Q/D	REB	E	PTS	A	TO	B	S	M
at Vanderbilt	DNP	-	-	-	-	-	-	-	-	-	-	-
Purdue Fort Wayne	DNP	-	-	-	-	-	-	-	-	-	-	-
The Citadel	DNP	-	-	-	-	-	-	-	-	-	-	-
Missouri S&T	DNP	-	-	-	-	-	-	-	-	-	-	-
vs. Cal State Fullerton	0-0	0-0	0-0	0/0	0	0	0	0	0	0	0	0+
at Santa Clara	0-0	0-0	0/0	0/0	0	1	0	0	0	0	0	6
vs. Denver	0-0	0-0	0-0	0/0	0	0	0	0	0	0	0	1
at Abilene Christian	0-1	0-1	0-0	0/0	0	0	0	0	0	0	1	5
at Drake	DNP	-	-	-	-	-	-	-	-	-	-	-
at Youngstown State	DNP	-	-	-	-	-	-	-	-	-	-	-
at Ohio State	1-1	1-1	0-0	0/0	0	0	3	0	0	0	0	3
at Southern Illinois	DNP	-	-	-	-	-	-	-	-	-	-	-
Missouri Baptist	1-3	1-2	0-0	0/1	1	0	3	0	0	0	0	7
at Austin Peay	0-0	0-0	0-0	0/0	0	0	0	0	0	0	0	2
at Murray State	0-0	0-0	0-0	0/0	0	0	0	0	0	0	0	2
Belmont	0-2	0-2	0-0	0/0	0	1	0	0	1	0	0	12
Tennessee State	DNP	-	-	-	-	-	-	-	-	-	-	-
Austin Peay	0-0	0-0	0-0	0/0	0	0	0	0	0	0	0	4
Murray State	0-1	0-1	0-0	0/0	0	1	0	0	0	0	0	2
at SIU Edwardsville	0-1	0-1	0-0	0/2	2	1	0	0	0	0	1	11
at Eastern Illinois	1-1	1-1	0-0	0/0	0	0	3	0	0	0	0	7
at Morehead State	0-2	0-1	0-0	2/1	3	1	0	0	0	0	0	18
at Eastern Kentucky	DNP	-	-	-	-	-	-	-	-	-	-	-
Jacksonville State	DNP	-	-	-	-	-	-	-	-	-	-	-
Tennessee Tech	1-2	0-1	0-0	0/0	0	0	2	1	0	0	0	3
UT Martin	0-0	0-0	0-0	0/0	0	0	0	0	0	0	0	4
SIU Edwardsville												
at Jacksonville State												
at Tennessee Tech												
Eastern Illinois												
at UT Martin												
Total	4-14	3-11	0-0	2/4	6	5	11	1	1	0	2	87

* - Game Started

2019-20 Season/Career-Highs


Points	3	3x, last at Eastern Illinois (1/25/20)
Total Rebounds	3	at Morehead State (1/30/20)
Offensive	2	at Morehead State (1/30/20)
Defensive	2	at SIU Edwardsville (1/23/20)
FG Made	1	3x, last at Eastern Illinois (1/25/20)
FG Attempted.....	3	vs. Missouri Baptist (12/29/19)
3-Point FG Made.....	1	3x, last at Eastern Illinois (1/25/20)
3-Point FG Attempted.....	2	2x, last vs. Belmont (1/9/20)
FT Made.....	-	-
FT Attempted.....	-	-
Assists	1	vs. Tennessee Tech (2/8/20)
Blocks.....	-	-
Steals.....	1	2x, last at SIU Edwardsville (1/23/20)
Minutes	18	at Morehead State (1/30/20)

Morrison's Career Statistics at Southeast Missouri

Season	G-GS	Min	Avg	FG-FGA	Pct	3FG-3FGA	Pct	FT-FTA	Pct	Off	Def	Tot	Avg	PF	FO	A	TO	Blk	Stl	Pts	Avg
2019-20	16-0	87	5.4	4-14	.286	3-11	.273	0-0	.000	2	4	6	0.4	5	0	1	1	0	2	11	0.7
Overall																					
Ohio Valley Conference Games Only																					
Season	G-GS	Min	Avg	FG-FGA	Pct	3FG-3FGA	Pct	FT-FTA	Pct	Off	Def	Tot	Avg	PF	FO	A	TO	Blk	Stl	Pts	Avg
2019-20	10-0	65	6.5	2-9	.222	1-7	.143	0-0	.000	2	3	5	0.5	4	0	1	1	0	1	5	0.5



2019-20 BASKETBALL NOTES



► Guard
► Freshman (1)
► 6-1 ► 180
► Atlanta, Ga.
► Scotland Prep School (Pa.)

DQ NICHOLAS

11

2019-20: Missed his first game of the season at Morehead State (1/30) due to a concussion...Became the Redhawks first 20-point scorer this season when he dropped in a game-high 24 on 9-of-16 field goals and 5-of-6 free throws vs. The Citadel (11/19)...Scored double-digits for the first time in his career against the Bulldogs...Averages 8.7 points per game as the Redhawks fourth-leading scorer...Scored eight points in his first career start vs. Purdue Fort Wayne (11/10)...Tallied five points and dished out one assist in his first career NCAA Division I game at Vanderbilt (11/6)...Pitched in a game-high 21 points and made a perfect 14-of-14 free throws at Abilene Christian (12/5)...All of those free throws were in the second half...Was named Ohio Valley Conference Co-Freshman of the Week on Dec. 9...Poured in 21 points and made 11-of-13 free throws vs Murray State (1/18)...Scored over 20 points a team-high three times...Had a huge steal and assisted the game-winning basket vs. UT Martin (2/14)...Ranks 11th in the OVC in free throw percentage (.782)...Scored double figures in nine games.

Nicholas' Game-by-Game Statistics

2019-20	FG	3P	FT	O/D	REB	F	PTS	A	TO	B	S	M
at Vanderbilt	1-2	1-1	2-2	0/1	1	0	5	1	2	0	0	16
Purdue Fort Wayne*	3-4	0-1	2-2	0/2	2	1	8	2	2	0	0	22
The Citadel*	9-16	1-3	5-6	0/6	6	1	24	0	6	0	0	29
Missouri S&T*	1-4	0-1	0-0	0/6	6	2	2	1	1	1	1	28
vs. Cal State Fullerton*	2-8	2-4	0-2	0/0	0	2	6	0	1	0	0	26
at Santa Clara*	3-6	1-3	4-6	0/3	3	3	11	3	3	0	1	27
vs. Denver*	1-3	1-3	0-0	0/0	0	1	3	2	1	0	1	21
at Abilene Christian*	3-5	1-2	14-14	0/4	4	3	21	2	1	0	3	33
at Drake*	3-11	0-2	1-3	1/4	5	1	7	3	3	0	2	34
at Youngstown State*	2-7	1-2	0-2	0/1	1	3	5	0	1	0	0	19
at Ohio State*	3-6	0-1	4-5	1/2	3	0	10	1	1	0	0	32
at Southern Illinois*	2-6	1-3	0-0	0/2	2	0	5	2	1	1	0	26
Missouri Baptist*	1-5	0-2	3-4	0/2	2	4	5	0	2	1	0	24
at Austin Peay	4-7	1-2	2-2	0/1	1	1	11	2	0	0	2	22
at Murray State	1-5	0-1	0-0	1/0	1	2	2	1	2	1	0	26
Belmont*	2-6	0-2	4-4	0/5	5	0	8	0	1	0	0	32
Tennessee State*	7-11	2-4	0-0	0/5	5	2	16	2	3	0	1	31
Austin Peay*	6-12	2-3	2-2	0/1	1	1	16	4	1	0	0	32
Murray State*	5-9	0-0	11-13	2/1	3	4	21	3	1	0	3	41
at SIU Edwardsville*	3-9	1-4	5-7	0/5	5	3	12	2	4	0	0	26
at Eastern Illinois*	0-8	0-3	0-0	0/3	3	2	0	1	1	0	2	25
at Morehead State	DNP	-	-	-	-	-	-	-	-	-	-	-
at Eastern Kentucky	0-2	0-1	2-4	1/0	1	0	2	1	1	0	2	17
Jacksonville State*	3-6	1-2	0-0	0/1	1	0	7	1	2	0	1	27
Tennessee Tech	2-3	1-1	0-0	1/2	3	2	5	2	0	0	0	14
UT Martin	2-8	1-3	1-2	0/2	2	2	6	7	3	1	1	33
SIU Edwardsville												
at Jacksonville State												
at Tennessee Tech												
Eastern Illinois												
at UT Martin												
Total	69-169	18-54	62-80	7/59	66	40	218	43	44	5	20	663

* - Game Started

2019-20 Season/Career-Highs


Points	24	vs. The Citadel (11/19/19)
Total Rebounds	6	2x, last vs. Missouri S&T (11/22/19)
Offensive	2	vs. Murray State (1/18/20)
Defensive	6	2x, last vs. Missouri S&T (11/22/19)
FG Made	9	vs. The Citadel (11/19/19)
FG Attempted	16	vs. The Citadel (11/19/19)
3-Point FG Made	2	2x, last vs. Tennessee State (1/11/20)
3-Point FG Attempted	4	2x, last vs. Tennessee State (1/11/20)
FT Made	14	at Abilene Christian (12/5/19)
FT Attempted	14	at Abilene Christian (12/5/19)
Assists	7	vs. UT Martin (2/13/20)
Blocks	1	4x, last vs. UT Martin (2/13/20)
Steals	3	2x, last vs. Murray State (1/18/20)
Minutes	41	vs. Murray State (1/18/20)

Nicholas' Career Statistics at Southeast Missouri

Overall																			
Season	G-GS	Min	Avg	FG-FGA	Pct	3FG-3FGA	Pct	FT-FTA	Pct	Off	Def	Tot	Avg	PF	FO	A	TO	Blk	Stl
2019-20	25-19	663	26.5	69-169	.408	18-54	.333	62-80	.775	7	59	66	2.6	40	0	43	44	5	20
Ohio Valley Conference Games Only																			
Season	G-GS	Min	Avg	FG-FGA	Pct	3FG-3FGA	Pct	FT-FTA	Pct	Off	Def	Tot	Avg	PF	FO	A	TO	Blk	Stl
2019-20	12-7	326	27.2	35-86	.407	9-26	.346	27-34	.794	5	26	31	2.6	19	0	26	19	2	12



2019-20 BASKETBALL NOTES



► Guard
► Sophomore (3)
► 6-4 ► 205
► Houston, Texas
► ASPIRE Academy (Ky.)

NYGAL RUSSELL

25

2019-20: Did not play at Murray State (1/4) and vs. Belmont (1/9) due to back spasms...Played 23 games and made two starts...His first start of the season was at Austin Peay (1/2)...Averages 6.4 points and 2.4 rebounds per contest...Scored six points and had two rebounds in 24 minutes at Vanderbilt (11/6)...Posted 12 points vs. Missouri Baptist (12/29)...Collected a season-best seven rebounds at Santa Clara (11/29)...Scored 12 points in 19 minutes off the bench vs. Austin Peay (1/16)...Also made a season-best three 3-pointers against the Governors...Notched 16 points at Morehead State (1/30)...Scored a career-high 21 points off the bench vs. Tennessee Tech (2/8)...Has seven double-digit scoring games.

Russell's Game-by-Game Statistics

2019-20	FG	3P	FT	Q/D	REB	E	PTS	A	TO	B	S	M
at Vanderbilt	3-8	0-4	0-0	0/2	2	2	6	0	2	0	0	24
Purdue Fort Wayne	0-1	0-0	0-0	0/0	0	0	0	0	0	0	0	5
The Citadel	1-4	0-2	0-0	0/1	1	0	2	0	2	0	1	10
Missouri S&T	0-2	0-1	0-0	0/1	1	0	0	0	0	0	1	10
vs. Cal State Fullerton	0-2	0-1	1-2	0/2	2	3	1	1	2	0	0	13
at Santa Clara	3-7	0-1	4-4	0/7	7	2	10	1	1	1	2	21
vs. Denver	4-6	1-3	0-0	0/3	3	3	9	0	3	0	0	16
at Abilene Christian	0-4	0-1	0-0	1/1	2	2	0	1	1	0	0	15
at Drake	0-1	0-0	0-0	0/2	2	1	0	0	1	0	0	8
at Youngstown State	DNP	-	-	-	-	-	-	-	-	-	-	-
at Ohio State	0-0	0-0	0-0	0/1	1	0	0	1	1	0	0	3
at Southern Illinois	2-5	0-1	1-2	1/2	3	1	5	1	1	0	2	10
Missouri Baptist	4-7	0-1	4-6	2/4	6	3	12	6	2	0	1	23
at Austin Peay*	2-6	0-0	0-0	0/3	3	1	4	1	0	0	0	19
at Murray State	DNP	-	-	-	-	-	-	-	-	-	-	-
Belmont	DNP	-	-	-	-	-	-	-	-	-	-	-
Tennessee State	0-0	0-0	0-0	0/0	0	0	0	0	0	0	0	3
Austin Peay	4-10	3-5	1-2	1/3	4	3	12	2	1	0	1	19
Murray State	4-7	1-2	4-7	0/3	3	3	13	2	1	1	0	23
at SIU Edwardsville	4-4	1-1	0-0	0/3	3	0	9	2	3	0	0	18
at Eastern Illinois	1-3	1-1	0-0	0/1	1	2	3	2	3	0	1	14
at Morehead State	6-10	3-6	1-1	0/3	3	1	16	2	0	0	0	28
at Eastern Kentucky	4-7	2-5	0-0	0/4	4	4	10	4	5	0	1	22
Jacksonville State	3-5	1-3	2-2	1/3	4	0	9	1	2	0	1	13
Tennessee Tech	8-11	4-4	1-2	2/1	3	1	21	1	1	0	3	30
UT Martin*	1-6	1-6	2-2	0/4	4	2	5	0	3	0	0	19
SIU Edwardsville												
at Jacksonville State												
at Tennessee Tech												
Eastern Illinois												
at UT Martin												
Total	54-116	18-48	21-30	8/54	62	34	147	28	35	2	14	366

* - Game Started

2019-20 Season-Highs

Points	21	vs. Tennessee Tech (2/8/20)
Total Rebounds	7	at Santa Clara (11/29/19)
Offensive	2	vs. Tennessee Tech (2/8/20)
Defensive	7	at Santa Clara (11/29/19)
FG Made	8	vs. Tennessee Tech (2/8/20)
FG Attempted.....	11	vs. Tennessee Tech (2/8/20)
3-Point FG Made.....	4	vs. Tennessee Tech (2/8/20)
3-Point FG Attempted.....	6	2x, last vs. UT Martin (2/13/20)
FT Made.....	4	3x, last vs. Murray State (1/18/20)
FT Attempted.....	7	vs. Murray State (1/18/20)
Assists	6	vs. Missouri Baptist (12/29/19)
Blocks.....	1	2x, last vs. Murray State (1/18/20)
Steals.....	3	vs. Tennessee Tech (2/8/20)
Minutes	30	vs. Tennessee Tech (2/8/20)

Career-Highs

Points	21	vs. Tennessee Tech (2/8/20)
Total Rebounds	8	vs. Belmont (3/2/19)
Offensive	3	at Mississippi Valley State (12/4/18)
Defensive	7	2x, last at Santa Clara (11/29/19)
FG Made	8	vs. Tennessee Tech (2/8/20)
FG Attempted.....	11	vs. Tennessee Tech (2/8/20)
3-Point FG Made.....	4	vs. Tennessee Tech (2/8/20)
3-Point FG Attempted.....	6	2x, last vs. UT Martin (2/13/20)
FT Made.....	8	at Austin Peay (2/21/19)
FT Attempted.....	8	at Austin Peay (2/21/19)
Assists	6	at Eastern Illinois (2/16/19)
Blocks.....	1	3x, last vs. Murray State (1/18/20)
Steals.....	3	2x, last vs. Tennessee Tech (2/8/20)
Minutes	30	vs. Tennessee Tech (2/8/20)

Russell's Career Statistics at Southeast Missouri

Overall																			
Season	G-GS	Min	Avg	FG-FGA	Pct	3FG-3FGA	Pct	FT-FTA	Pct	Off	Def	Tot	Avg	PF	FQ	A	TO	Blk	Stl
2018-19	31-9	499	16.1	53-147	.361	16-53	.302	43-62	.694	13	69	82	2.6	60	2	44	40	2	13
2019-20	23-2	366	15.9	54-116	.466	18-48	.375	21-30	.700	8	54	62	2.7	34	0	28	35	2	14
Total	54-11	865	16.0	107-263	.407	34-101	.337	64-92	.696	21	123	144	2.7	94	2	72	75	4	27
Ohio Valley Conference Games Only																			
Season	G-GS	Min	Avg	FG-FGA	Pct	3FG-3FGA	Pct	FT-FTA	Pct	Off	Def	Tot	Avg	PF	FQ	A	TO	Blk	Stl
2018-19	18-8	297	16.5	33-93	.355	11-34	.324	37-50	.740	7	33	40	2.2	38	1	28	24	2	8
2019-20	11-2	208	18.9	37-69	.536	17-33	.515	11-16	.688	4	28	32	2.9	17	0	17	19	1	7
Total	29-10	505	17.4	70-162	.432	28-67	.418	48-66	.727	11	61	72	2.5	55	1	45	43	3	15



2019-20 BASKETBALL NOTES



- Forward
- Sophomore (2)
- 6-8 ► 210
- Richmond, Texas
- Combine Academy (N.C.)

SAGE TOLBERT

23

2019-20: Scored double figures for the first time this season when he finished with 12 points and eight rebounds vs. Purdue Fort Wayne (11/10)... Had nine points, seven rebounds, one assist and a steal in his first start of the season at Vanderbilt (11/6)...Rates third on the team in scoring with 9.5 points a game...Leads the team in rebounding with 6.8 boards per contest...Is second on the team in field goal percentage (.547)... Pitched in a season-high 17 points at Drake (12/7)...Scored 16 points and had nine rebounds vs. Missouri S&T (11/22)...Turned in a double-double 13 points and 10 rebounds vs. Cal State Fullerton (11/27)...Added a double-double 11 points and 11 rebounds vs. Missouri Baptist (12/29)... Finished with 16 points and nine rebounds vs. Murray State (1/18)... Notched a double-double 19 points and 17 rebounds, both career-highs, at Eastern Kentucky (2/1)...Ranks eighth in the Ohio Valley Conference in rebounding (6.8 rpg), 10th in field goal percentage, fifth in offensive rebounds (2.7 rpg) and 15th in defensive rebounds (4.1)...Scored double figures in four-straight games.

Tolbert's Game-by-Game Statistics

2019-20	FG	3P	FT	O/D	REB	F	PTS	A	TO	B	S	M
at Vanderbilt*	3-8	0-0	3-4	2/5	7	1	9	1	3	0	1	29
Purdue Fort Wayne*	4-6	0-0	3-6	2/6	8	2	11	1	2	0	2	22
The Citadel*	3-5	0-0	0-1	4/2	6	4	6	1	2	0	1	28
Missouri S&T*	6-7	0-0	4-8	4/5	9	4	16	2	1	0	1	34
vs. Cal State Fullerton*	4-8	0-0	5-5	3/7	10	4	13	0	0	0	0	22
at Santa Clara*	3-3	0-0	1-4	0/2	2	4	7	1	5	0	0	20
vs. Denver*	3-6	0-1	0-0	2/4	6	3	6	0	0	0	1	11
at Abilene Christian*	4-6	0-1	6-8	3/6	9	3	14	2	3	2	0	27
at Drake*	4-7	0-1	9-14	3/3	6	2	17	1	4	0	1	34
at Youngstown State*	0-3	0-0	0-0	2/2	4	1	0	1	3	0	1	20
at Ohio State*	1-7	0-0	1-2	3/3	6	2	3	0	2	0	1	22
at Southern Illinois*	1-5	0-0	0-0	3/3	6	3	2	1	1	0	1	29
Missouri Baptist*	5-10	0-0	1-2	2/9	11	3	11	1	2	2	0	30
at Austin Peay*	3-5	0-0	2-3	1/3	4	2	8	0	2	2	3	32
at Murray State*	3-5	0-0	3-6	3/2	5	3	9	0	1	1	0	23
Belmont*	4-6	0-0	3-4	3/2	5	2	11	2	3	1	1	27
Tennessee State*	2-5	0-1	5-6	3/3	6	1	9	2	2	1	0	28
Austin Peay*	2-3	0-1	0-2	2/1	3	3	4	1	2	0	0	26
Murray State*	6-7	2-2	2-4	5/4	9	5	16	1	1	1	2	29
at SIU Edwardsville*	2-4	0-0	0-0	1/4	5	4	4	0	1	2	0	19
at Eastern Illinois*	2-6	0-0	2-2	4/1	5	4	6	0	0	1	1	22
at Morehead State*	0-3	0-0	3-6	3/2	5	5	3	1	1	3	0	23
at Eastern Kentucky*	6-9	0-0	7-10	4/13	17	1	19	2	2	1	2	34
Jacksonville State*	6-10	0-0	2-4	2/4	6	2	14	1	2	0	0	34
Tennessee Tech*	5-10	0-0	2-4	4/4	8	1	12	2	2	1	1	34
UT Martin*	5-5	0-0	6-6	3/6	9	3	16	0	2	1	2	31
SIU Edwardsville												
at Jacksonville State												
at Tennessee Tech												
Eastern Illinois												
at UT Martin												
Total	87-159	2-7	70-111	71/106	177	72	246	24	49	19	22	690

* - Game Started

2019-20 Season-Highs

Points	19	at Eastern Kentucky (2/1/20)
Total Rebounds	17	at Eastern Kentucky (2/1/20)
Offensive	5	vs. Murray State (1/18/20)
Defensive	13	at Eastern Kentucky (2/1/20)
FG Made	6	4x, last vs. Jacksonville State (2/6/20)
FG Attempted	10	3x, last vs. Tennessee Tech (2/8/20)
3-Point FG Made	2	vs. Murray State (1/18/20)
3-Point FG Attempted	2	vs. Murray State (1/18/20)
FT Made	9	at Drake (12/7/19)
FT Attempted	14	at Drake (12/7/19)
Assists	2	6x, last vs. Tennessee Tech (2/8/20)
Blocks	3	at Morehead State (1/30/20)
Steals	3	at Austin Peay (1/2/20)
Minutes	34	5x, last vs. Tennessee Tech (2/8/20)

Career-Highs


Points	19	at Eastern Kentucky (2/1/20)
Total Rebounds	17	at Eastern Kentucky (2/1/20)
Offensive	5	2x, last vs. Murray State (1/18/20)
Defensive	13	at Eastern Kentucky (2/1/20)
FG Made	8	vs. Eastern Kentucky (1/24/19)
FG Attempted	10	3x, last vs. Tennessee Tech (2/8/20)
3-Point FG Made	2	vs. Murray State (1/18/20)
3-Point FG Attempted	2	2x, last vs. Murray State (1/18/20)
FT Made	9	at Drake (12/7/19)
FT Attempted	14	at Drake (12/7/19)
Assists	2	6x, last vs. Tennessee Tech (2/8/20)
Blocks	3	at Morehead State (1/30/20)
Steals	3	at Austin Peay (1/2/20)
Minutes	34	5x, last vs. Tennessee Tech (2/8/20)

Tolbert's Career Statistics at Southeast Missouri

Overall																		
Season	G-GS	Min	Avg	FG-FGA	Pct	3FG-3FGA	Pct	FT-FTA	Pct	Off	Def	Tot	Avg	PF	FO	A	TO	Blk
2018-19	31-27	628	20.3	72-158	.456	3-8	.375	47-86	.547	55	101	156	5.0	96	8	8	63	18
2019-20	18-14	346	19.2	40-87	.460	2-4	.500	31-52	.596	27	48	75	4.2	52	5	3	32	11
Total	57-53	1318	23.1	159-317	.502	5-15	.333	117-197	.594	126	207	333	5.8	168	10	24	112	37
Ohio Valley Conference Games Only																		
Season	G-GS	Min	Avg	FG-FGA	Pct	3FG-3FGA	Pct	FT-FTA	Pct	Off	Def	Tot	Avg	PF	FO	A	TO	Blk
2018-19	18-14	346	19.2	40-87	.460	2-4	.500	31-52	.596	27	48	75	4.2	52	5	3	32	11
2019-20	13-13	362	27.8	46-78	.590	2-4	.500	37-57	.649	38	49	87	6.7	36	2	12	21	15
Total	31-27	708	22.8	86-165	.521	4-8	.500	68-109	.624	65	97	162	5.2	88	7	15	53	26



2019-20 BASKETBALL NOTES



- Forward
- Senior (5)
- 6-8 ► 215
- Mobile, Ala.
- Gardendale H.S.
- McNeese State

QUATTARIUS WILSON 10

2019-20: Averages 5.9 points and five rebounds per game through 26 games and 18 starts...Ranks second on the team in rebounding....Is 20th among league leaders in rebounding....Turned in a double-double 12 points and 13 rebounds in his first career Southeast Missouri start at Vanderbilt (11/6)...Added 11 points and eight boards vs. Purdue Fort Wayne (11/10)...Leads the team with two double-doubles...Scored double figures five times...Dropped in 10 points in his first career OVC start at Murray State (1/4)...Finished with a season-high five assists at SIU Edwardsville (1/23)...Matched his season-high of 12 points vs. UT Martin (2/13).

Wilson's Game-by-Game Statistics

2019-20	FG	3P	FT	Q/D	REB	E	PTS	A	TO	B	S	M
at Vanderbilt*	4-11	0-0	4-7	6/7	13	2	12	1	3	1	2	30
Purdue Fort Wayne*	3-8	0-1	5-6	3/5	8	5	11	4	1	0	2	26
The Citadel*	2-3	0-1	4-6	2/5	7	4	8	1	1	3	0	24
Missouri S&T*	3-7	1-1	4-8	2/4	6	3	11	1	2	0	0	19
vs. Cal State Fullerton*	1-8	0-2	1-1	1/5	6	2	3	2	3	2	1	18
at Santa Clara*	0-2	0-0	2-2	1/1	2	2	2	0	0	1	0	17
vs. Denver*	4-4	0-0	2-4	5/6	11	3	10	1	3	0	0	27
at Abilene Christian*	1-6	0-1	1-2	2/1	3	5	3	0	3	1	2	21
at Drake	2-4	0-0	0-0	1/2	3	5	4	0	0	0	0	13
at Youngstown State	1-4	0-0	0-2	1/2	3	3	2	0	0	0	0	16
at Ohio State	1-3	0-0	3-3	1/2	3	3	5	2	1	0	0	19
at Southern Illinois	1-5	0-1	0-2	3/4	7	3	2	0	1	0	0	17
Missouri Baptist	1-2	0-0	4-8	1/4	5	1	6	1	1	0	0	23
at Austin Peay*	2-2	0-0	0-0	2/1	3	4	4	2	4	0	0	21
at Murray State*	4-8	0-0	2-4	3/0	3	3	10	0	0	0	1	20
Belmont*	5-10	0-1	0-0	3/2	5	2	10	1	2	0	0	22
Tennessee State*	3-6	0-0	3-5	3/5	8	4	9	1	2	0	1	25
Austin Peay*	1-2	0-0	3-6	2/2	4	4	5	0	3	1	0	15
Murray State*	2-2	0-0	0-0	1/2	3	5	4	0	1	0	0	6
at SIU Edwardsville*	2-4	0-0	2-4	3/1	4	4	6	5	1	0	0	21
at Eastern Illinois*	2-5	0-0	0-4	3/3	6	4	4	1	1	0	1	25
at Morehead State*	1-3	0-1	0-0	2/2	4	5	2	1	0	1	0	13
at Eastern Kentucky*	2-4	0-0	0-0	0/2	2	2	4	0	0	0	0	16
Jacksonville State	1-2	0-0	1-2	1/2	3	1	3	1	1	0	1	20
Tennessee Tech	1-2	0-0	0-2	1/1	2	3	2	0	3	0	0	13
UT Martin*	4-5	0-0	4-4	4/3	7	4	12	0	3	0	1	24
SIU Edwardsville												
at Jacksonville State												
at Tennessee Tech												
Eastern Illinois												
at UT Martin												
Total	54-122	1-9	45-82	57/74	131	86	154	25	40	10	12	511

* - Game Started

2019-20 Season/Career-Highs

Points	12	2x, last vs. UT Martin (2/13/20)
Total Rebounds	13	at Vanderbilt (11/6/19)
Offensive	6	at Vanderbilt (11/6/19)
Defensive	7	at Vanderbilt (11/6/19)
FG Made	5	vs. Belmont (1/9/20)
FG Attempted	11	at Vanderbilt (11/6/19)
3-Point FG Made	1	vs. Missouri S&T (11/22/19)
3-Point FG Attempted	2	vs. Cal State Fullerton (11/27/19)
FT Made	5	vs. Purdue Fort Wayne (11/10/19)
FT Attempted	8	2x, last vs. Missouri Baptist (12/29/19)
Assists	5	at SIU Edwardsville (1/23/20)
Blocks	3	vs. The Citadel (11/19/19)
Steals	2	3x, last at Abilene Christian (12/5/19)
Minutes	30	at Vanderbilt (11/6/19)

Wilson's Career Statistics at Southeast Missouri

Overall																	
Season	G-GS	Min	Avg	FG-FGA	Pct	3FG-3FGA	Pct	FT-FTA	Pct	Off	Def	Tot	Avg	PF	FO	A	TO
2019-20	26-18	511	19.7	54-122	.443	1-9	.111	45-82	.549	57	74	131	5.0	86	5	25	40
Ohio Valley Conference Games Only																	
Season	G-GS	Min	Avg	FG-FGA	Pct	3FG-3FGA	Pct	FT-FTA	Pct	Off	Def	Tot	Avg	PF	FO	A	TO
2019-20	13-10	241	18.5	30-55	.545	0-2	.000	15-31	.484	28	26	54	4.2	45	2	12	21



SEASON/CAREER STATISTICS



2019-20 Southeast Missouri Basketball Southeast Missouri Season/Career Statistics (as of Feb 14, 2020) All games



SEASON STATISTICS

CAREER STATISTICS

SUMMARY	gp-gs	min/g	fg%	3fg%	ft%	r/g	a/g	stl	blk	pts/g	gp-gs	min/g	fg%	3fg%	ft%	r/g	a/g	stl	blk	pts/g
HARRIS, Chris	2-0	27.0	.600	.714	.800	3.0	1.0	0	1	15.5	2-0	27.0	.600	.714	.800	3.0	1.0	0	1	15.5
CALDWELL, Alex	26-24	30.3	.419	.339	.786	2.2	2.8	24	11	11.7	50-29	25.7	.431	.360	.784	2.0	2.3	46	16	10.3
TOLBERT, Sage	26-26	26.5	.547	.286	.631	6.8	0.9	22	19	9.5	57-53	23.1	.502	.333	.594	5.8	0.6	37	37	7.7
NICHOLAS, DQ	25-19	26.5	.408	.333	.775	2.6	1.7	20	5	8.7	25-19	26.5	.408	.333	.775	2.6	1.7	20	5	8.7
HOGAN, Skyler	26-25	27.4	.398	.365	.794	4.2	0.8	11	3	8.4	56-52	26.8	.421	.373	.779	3.7	1.0	32	8	9.6
RUSSELL, Nygal	23-2	15.9	.466	.375	.700	2.7	1.2	14	2	6.4	54-11	16.0	.407	.337	.696	2.7	1.3	27	4	5.8
WILSON, Quatarrius	26-18	19.7	.443	.111	.549	5.0	1.0	12	10	5.9	26-18	19.7	.443	.111	.549	5.0	1.0	12	10	5.9
AGNEW, Darrious	19-5	11.7	.427	.250	.667	2.4	0.5	11	0	5.3	19-5	11.7	.427	.250	.667	2.4	0.5	11	0	5.3
GABLE, Isaiah	25-3	20.6	.342	.266	.600	2.4	0.6	6	2	4.5	71-27	19.8	.413	.351	.700	2.6	0.8	17	8	6.0
CUFFEE, Khalil	7-0	6.4	.455	.267	.714	0.4	0.7	0	1	4.1	20-0	4.9	.510	.400	.600	0.3	0.4	2	1	3.7
LOVE, Jordan	20-4	13.6	.343	.263	.581	1.5	0.7	6	2	3.6	20-4	13.6	.343	.263	.581	1.5	0.7	6	2	3.6
KAO, Oscar	22-4	13.5	.310	.250	.733	1.0	1.0	12	0	3.1	42-4	11.0	.385	.419	.789	0.9	1.0	18	0	3.2
MORRISON, Evan	16-0	5.4	.286	.273	.000	0.4	0.1	2	0	0.7	16-0	5.4	.286	.273	.000	0.4	0.1	2	0	0.7

SCORING	fg-fga	fg%	3fg-fga	3fg%	ft-fa	ft%	pts	pts/g	fg-fga	fg%	3fg-fga	3fg%	ft-fa	ft%	pts	pts/g
HARRIS, Chris	9-15	.600	5-7	.714	8-10	.800	31	15.5	9-15	.600	5-7	.714	8-10	.800	31	15.5
CALDWELL, Alex	112-267	.419	37-109	.339	44-56	.786	305	11.7	183-425	.431	67-186	.360	80-102	.784	513	10.3
TOLBERT, Sage	87-159	.547	2-7	.286	70-111	.631	246	9.5	159-317	.502	5-15	.333	117-197	.594	440	7.7
NICHOLAS, DQ	69-169	.408	18-54	.333	62-80	.775	218	8.7	69-169	.408	18-54	.333	62-80	.775	218	8.7
HOGAN, Skyler	78-196	.398	35-96	.365	27-34	.794	218	8.4	198-470	.421	81-217	.373	60-77	.779	537	9.6
RUSSELL, Nygal	54-116	.466	18-48	.375	21-30	.700	147	6.4	107-263	.407	34-101	.337	64-92	.696	312	5.8
WILSON, Quatarrius	54-122	.443	1-9	.111	45-82	.549	154	5.9	54-122	.443	1-9	.111	45-82	.549	154	5.9
AGNEW, Darrious	38-89	.427	2-8	.250	22-33	.667	100	5.3	38-89	.427	2-8	.250	22-33	.667	100	5.3
GABLE, Isaiah	40-117	.342	21-79	.266	12-20	.600	113	4.5	147-356	.413	85-242	.351	49-70	.700	428	6.0
CUFFEE, Khalil	10-22	.455	4-15	.267	5-7	.714	29	4.1	25-49	.510	14-35	.400	9-15	.600	73	3.7
LOVE, Jordan	24-70	.343	5-19	.263	18-31	.581	71	3.6	24-70	.343	5-19	.263	18-31	.581	71	3.6
KAO, Oscar	26-84	.310	5-20	.250	11-15	.733	68	3.1	50-130	.385	18-43	.419	15-19	.789	133	3.2
MORRISON, Evan	4-14	.286	3-11	.273	0-0	.000	11	0.7	4-14	.286	3-11	.273	0-0	.000	11	0.7

TOTALS	o-reb	d-reb	t-reb	pf	fo	ast	to	a/to	o-reb	d-reb	t-reb	pf	fo	ast	to	a/to
HARRIS, Chris	0	6	6	5	0	2	5	0.4	0	6	6	5	0	2	5	0.4
CALDWELL, Alex	13	43	56	56	3	73	61	1.2	27	74	101	107	3	113	92	1.2
TOLBERT, Sage	71	106	177	72	2	24	49	0.5	126	207	333	168	10	32	112	0.3
NICHOLAS, DQ	7	59	66	40	0	43	44	1.0	7	59	66	40	0	43	44	1.0
HOGAN, Skyler	10	100	110	37	1	21	29	0.7	26	182	208	79	1	54	64	0.8
RUSSELL, Nygal	8	54	62	34	0	28	35	0.8	21	123	144	94	2	72	75	1.0
WILSON, Quatarrius	57	74	131	86	5	25	40	0.6	57	74	131	86	5	25	40	0.6
AGNEW, Darrious	14	31	45	34	1	10	20	0.5	14	31	45	34	1	10	20	0.5
GABLE, Isaiah	6	53	59	58	0	14	22	0.6	27	155	182	136	0	54	60	0.9
CUFFEE, Khalil	0	3	3	4	0	5	2	2.5	1	5	6	15	1	7	8	0.9
LOVE, Jordan	7	23	30	16	0	14	17	0.8	7	23	30	16	0	14	17	0.8
KAO, Oscar	6	17	23	40	1	23	25	0.9	8	28	36	55	1	44	39	1.1
MORRISON, Evan	2	4	6	5	0	1	1	1.0	2	4	6	5	0	1	1	1.0



BOX SCORES

GAME 1

VANDERBILT 83, SOUTHEAST MISSOURI 65

November 6, 2019 • Memorial Gymnasium • Nashville, Tenn.

Southeast Mo. St. 65 • 0-1,0-0 OVC

#	Player	Total		3-Ptr		Rebounds		PF	TP	A	T	Blk	Stl	Min	
		FG	FGA	FG	FGA	FT	FTA								
10	Quatarrius Wilson	f	4-11	0-0	4-7	6	7	13	2	12	1	3	1	30	
23	Sage Tolbert	f	3-8	0-0	3-4	2	5	7	1	9	1	3	0	1	
00	Alex Caldwell	g	3-8	0-3	2-2	0	4	4	3	8	1	1	0	1	
03	Skyler Hogan	g	1-2	0-1	0-0	0	1	1	1	2	1	1	0	9	
04	Oscar Kao	g	0-0	0-0	0-0	1	1	2	1	0	1	0	0	12	
05	Chris Harris	g	6-9	2-3	1-2	0	1	1	2	15	0	3	1	0	
11	DQ Nicholas	g	1-2	1-1	2-2	0	1	1	0	5	1	2	0	0	
13	Isaiah Gable	g	1-4	0-1	0-1	2	0	2	1	2	0	0	0	0	
25	Nygal Russell	g	3-8	0-4	0-0	0	2	2	6	0	2	0	0	0	
44	Darrious Agnew	g	3-6	0-0	0-0	1	1	2	1	6	0	0	0	0	
Team						2	1	3							
Totals			25-58	3-13	12-18	14	24	38	14	65	5	16	2	4	200

FG % 1st Half: 12-26 46.2% 2nd half: 13-32 40.6% Game: 25-58 43.1%
3FG % 1st Half: 2-7 28.6% 2nd half: 1-6 16.7% Game: 3-13 23.1%
FT % 1st Half: 6-10 60.0% 2nd half: 6-8 75.0% Game: 12-18 66.7%

Vanderbilt 83 • 1-0,0-0 SEC

#	Player	Total		3-Ptr		Rebounds					PF	TP	A	T	Blk	Stl	Min
		FG	FGA	FG	FGA	FT	FTA	Off	Def	Total							
13	Matthew Moyer	f	1-5	0-3	0-0	0	6	6	2	2	0	1	2	1	0	21	
15	Clevon Brown	f	6-9	3-4	0-0	5	3	8	0	15	0	2	2	1	0	31	
24	Aaron Nesmith	f	8-12	7-11	2-2	0	4	4	2	25	2	2	1	1	0	24	
02	Scotty Pippen Jr.	g	2-8	1-4	2-4	0	2	2	2	7	6	2	0	0	2	26	
03	Maxwell Evans	g	2-3	2-3	0-1	0	1	1	2	6	3	1	0	0	24		
00	Saben Lee	g	8-16	1-5	4-6	1	3	4	3	21	4	0	0	1	0	28	
01	Dylan Disu	g	0-5	0-4	0-0	1	4	5	2	0	0	0	1	2	18		
04	Jordan Wright	g	0-0	0-0	0-0	0	1	1	1	0	1	2	1	0	0	8	
05	Ejike Obinna	g	3-3	0-0	1-1	0	0	0	3	7	0	1	1	1	1	8	
55	Oton Jankovic	g	0-0	0-0	0-0	0	0	0	1	0	1	1	0	0	0	20	
Team						3	1	4									
Totals			30-61	14-34	9-14	10	25	35	18	83	17	12	8	8	8	202	

FG % 1st Half: 13-30 43.3% 2nd half: 17-31 54.8% Game: 30-61 49.2%
3FG % 1st Half: 5-17 29.4% 2nd half: 9-17 52.9% Game: 14-34 41.2%
FT % 1st Half: 1-3 33.3% 2nd half: 8-11 72.7% Game: 9-14 64.3%

Officials: Will Howard, Steven Anderson, Doug Shows
Technical fouls: Southeast Mo. St.-TEAM, Vanderbilt-None.
Attendance: 8097
2019-20 Men's Basketball. Round: 0. Southeast Mo. St. vs Vanderbilt. Played at

Score by periods				1st				2nd				Total			
Southeast Mo. St.				32	33	65		32	33	65		65			
Vanderbilt				32	51	83		32	51	83		83			

Points				In				Off				2nd			
SEMO				42	10	17	13	34		10	17	13	34		
Vandy				30	17	4	15	28		17	4	15	28		

GAME 3

THE CITADEL 74, SOUTHEAST MISSOURI 69

November 19, 2019 • Show Me Center • Cape Girardeau, Mo.

The Citadel 74 • 1-3

#	Player		Total		3-Ptr		Rebounds		PF	TP	A	T	Blk	Stl	Min	
			FG	FGA	FG	FGA	FT	FTA								Off
23	Kaelon Harris	r	4-9	2-3	10-12	0	12	12	4	20	1	3	0	1	30	
33	Hayden Brown	f	3-8	0-2	0-0	0	0	0	0	6	1	1	0	0	3	
05	Fletcher Abree	g	3-7	2-5	0-0	0	1	1	3	8	3	0	0	0	33	
11	Kaiden Rice	g	8-15	4-9	0-0	1	2	3	1	20	0	1	0	0	31	
13	Tyson Batista	g	2-7	0-0	0-0	3	6	9	4	4	11	7	0	0	36	
03	Rudy Fitzgibbons III	g	0-5	0-2	0-1	0	0	0	0	0	2	0	0	1	11	
14	Brady Spence	g	1-1	0-0	0-0	0	2	2	1	2	0	1	0	0	5	
25	Alex Reed	g	2-3	2-3	0-0	4	5	4	6	0	3	0	0	0	18	
31	Eddie Davis III	g	3-4	1-1	1-2	1	3	4	1	8	4	2	0	0	25	
32	Derek Webster Jr.	g	0-0	0-0	0-0	0	0	0	0	0	0	0	0	0	0	
Team							3		2							
Totals			26-59		11-25		9		32		41		18		200	

FG % 1st Half: 14-35 40.0% 2nd half: 12-24 50.0% Game: 26-59 44.1%
3FG % 1st Half: 7-19 36.8% 2nd half: 4-6 66.7% Game: 11-25 44.0%
FT % 1st Half: 5-6 83.3% 2nd half: 6-9 66.7% Game: 11-15 73.3%

Southeast Missouri 69 • 1-2

#	Player	Total		3-Ptr		Rebounds		PF	TP	A	T	Blk	Stl	Min	
		FG	FGA	FG	FGA	FT	FTA								
10	WILSON, Quatarrius	f	2-3	0-1	0-6	2	5	7	4	8	1	1	3	0	28
23	TOLBERT, Sage	f	3-5	0-0	0-1	4	2	6	4	6	1	2	0	1	24
00	CALDWELL, Alex	f	1-9	0-4	2-4	1	0	1	3	4	6	5	0	1	24
03	HOGAN, Skyler	g	5-11	1-6	0-1	0	5	5	2	11	0	3	0	2	31
11	NICHOLAS, DQ	g	9-16	1-3	5-6	0	6	6	1	24	0	6	0	0	29
02	LOVE, Jordan	g	0-0	0-0	0-0	0	0	0	0	0	0	0	0	0	4
04	KAO, Oscar	g	1-4	0-1	0-0	1	0	1	2	2	0	0	0	0	10
13	GABLE, Isaiah	g	3-5	2-4	0-0	0	4	4	1	8	1	0	0	2	25
25	RUSSELL, Nygal	g	1-4	0-2	0-0	0	1	1	0	2	0	2	0	1	15
44	AGNEW, Darrious	g	2-5	0-0	0-0	1	2	3	2	4	0	0	0	1	17
Team						1	2	2							
Totals			27-62	4-21	11-18	10	26	36	19	69	9	19	3	8	200

FG % 1st Half: 12-28 42.9% 2nd half: 15-34 44.1% Game: 27-62 43.5%
3FG % 1st Half: 4-14 28.6% 2nd half: 0-7 0.0% Game: 4-21 19.0%
FT % 1st Half: 4-6 66.7% 2nd half: 7-12 58.3% Game: 11-18 61.1%

Officials: Gene Grimeshaw, Chase Vaden, Kyle Regetz
Technical fouls: The Citadel-None, Southeast Missouri-None.
Attendance: 1087

Score by periods				1st				2nd				Total			
The Citadel				40	34	74		40	34	74		74			
Southeast Missouri				32	37	69		32	37	69		69			

Points				In				Off				2nd			
CIT				26	17	15	2	16		17	15	2	16		
SEMO				36	15	12	10	16		15	12	10	16		

GAME 2

SOUTHEAST MISSOURI 79, PURDUE FORT WAYNE 78

November 10, 2019 • Show Me Center • Cape Girardeau, Mo.

Purdue Fort Wayne 78 • 1-2

#	Player		Total		3-Ptr		Rebounds			PF	TP	A	T	Blk	Stl	Min
			FG	FGA	FG	FGA	FT	FTA	Off							
11	CARL, Dylan	f	5-7	1-1	0-1	1	1	2	5	11	1	3	0	0	2	36
13	HOLBA, Matt	f	4-13	3-11	6-7	1	8	9	3	17	4	0	0	0	0	20
01	GODFREY, Jarred	g	0-3	0-2	2-2	1	3	4	3	2	7	5	0	0	0	0
02	PATRICK, Brian	g	9-20	2-8	4-5	4	8	12	2	24	0	2	0	0	0	32
41	DEBERRY, Marcus	g	4-7	3-4	1-2	0	3	3	1	12	1	0	0	0	0	33
05	ROLLINS, Tionne	g	2-8	1-3	1-1	1	1	2	2	6	0	0	0	0	0	12
15	BILLUPS, Deonte	g	2-4	0-2	2-3	1	0	1	4	6	0	2	0	0	0	12
24	BLACK, DeMierre	g	0-0	0-0	0-0	0	0	0	0	2	3	0	0	0	0	14
34	BENFORD, Cameron	g	0-2	0-0	0-1	4	2	6	4	0	0	0	0	0	0	13
35	GRUNDY, Rylen	g	0-0	0-0	0-0	0	0	0	0	0	0	0	0	0	0	1
Team							2		3							
Totals			26-64		10-31		16-22		15		27		42		26	



BOX SCORES

GAME 9

DRAKE 78, SOUTHEAST MISSOURI 73

December 7, 2019 • Knapp Center • Des Moines, Iowa

Southeast Missouri 73 • 3-6,0-0 OVC

#	Player	Total		3-Ptr		Rebounds		PF	TP	A	TO	Blk	Stl	Min				
		FG	FGA	FG	FGA	FT	FTA											
23	TOLBERT, Sage	f	4-7	0-1	9-14	3	3	6	2	17	1	4	0	1	34			
44	AGNEW, Darrius	f	5-7	1-1	0-1	1	3	4	3	11	4	0	0	2	19			
00	CALDWELL, Alex	g	6-11	6-9	0-1	0	3	3	1	18	1	6	1	0	36			
03	HOGAN, Skyler	g	3-6	2-5	1-2	0	12	12	5	9	1	2	0	1	38			
11	NICHOLAS, DQ	g	3-11	0-2	1-3	1	4	5	1	7	3	3	0	2	34			
04	KAO, Oscar	g	0-0	0-0	2-2	0	0	0	1	2	2	0	0	1	4			
10	WILSON, Quatarrius	g	2-4	0-0	0-0	1	2	3	5	4	0	0	0	0	13			
13	GABLE, Isaiah	g	2-3	1-1	0-0	0	0	0	3	5	0	0	0	0	14			
25	RUSSELL, Nygal	g	0-1	0-0	0-0	0	2	2	1	0	0	1	0	0	8			
Team						1	0	1										
Totals			25-50		10-19		13-23		7	29	36	22	73	12	18	1	7	200

FG % 1st Half: 14-26 53.8% 2nd half: 11-24 45.8% Game: 25-50 50.0%
3FG % 1st Half: 6-11 54.5% 2nd half: 4-8 50.0% Game: 10-19 52.6%
FT % 1st Half: 9-10 90.0% 2nd half: 4-13 30.8% Game: 13-23 56.5%

Deadball
Rebounds
3

Drake 78 • 8-2,0-0 MVC

#	Player	Total		3-Ptr		Rebounds				PF	TP	A	TO	Blk	Stl	Min		
		FG	FGA	FG	FGA	FT	FTA	Off	Def									
02	Tremell Murphy	f	1-2	0-1	0-2	0	2	2	3	2	0	3	0	0	0	10		
21	Liam Robbins	f	3-6	0-0	5-8	1	6	7	4	11	2	2	3	0	0	19		
00	D.J. Wilkins	g	4-9	1-6	6-6	0	0	0	1	15	0	0	0	0	0	30		
04	Anthony Murphy	g	5-11	2-6	2-2	0	0	0	2	14	0	0	0	0	0	29		
12	Roman Penn	g	6-10	1-2	3-5	3	5	8	3	16	3	3	0	2	34			
03	Garrett Sturtz	g	0-0	0-0	6-6	0	6	6	2	6	0	1	1	1	1	23		
11	Antonio Pilipovic	g	0-3	0-3	0-1	0	2	2	2	0	1	1	0	2	0	20		
14	Noah Thomas	g	4-6	1-2	2-4	0	2	2	2	11	2	0	1	4	24			
20	Jonah Jackson	g	1-2	1-2	0-0	0	0	0	0	3	0	0	0	0	0	7		
23	Joseph Yesufu	g	0-2	0-1	0-0	0	0	0	0	0	1	0	0	0	0	4		
Team						1	1	2										
Totals			24-51		6-23		24-34		5	24	29	19	78	9	10	5	9	200

FG % 1st Half: 13-25 52.0% 2nd half: 11-26 42.3% Game: 24-51 47.1%
3FG % 1st Half: 2-10 20.0% 2nd half: 4-13 30.8% Game: 6-23 26.1%
FT % 1st Half: 9-13 69.2% 2nd half: 15-21 71.4% Game: 24-34 70.6%

Deadball
Rebounds
3,1

Officials: Mick Fieldbinder,Dave Cusick,Tim Fitzgerald
Technical fouls: Southeast Missouri-CALDWELL, Alex. Drake-None.
Attendance: 2723

2019-20 Men's Basketball. Round: 0. Drake vs Southeast Mo. St.. Played at Drak

Score by periods	1st	2nd	Total
Southeast Missouri	43	30	73
Drake	37	41	78

	In	Off	2nd	Fast	Bench
Points	26	11	4	2	11
SEMO	28	25	4	8	20
DRA					

GAME 10

YOUNGSTOWN STATE 65, SOUTHEAST MISSOURI 50

December 15, 2019 • Beeghly Center • Youngstown, Ohio

Southeast Missouri 50 • 3-7,0-0 OVC

#	Player	Total		3-Ptr		Rebounds				PF	TP	A	TO	Blk	Stl	Min		
		FG	FGA	FG	FGA	FT	FTA	Off	Def									
23	TOLBERT, Sage	f	0-3	0-0	0-0	2	2	4	1	0	1	3	0	1	20			
44	AGNEW, Darrius	f	8-14	0-1	1-3	2	4	6	3	17	1	2	0	2	20			
00	CALDWELL, Alex	g	0-6	0-3	0-0	0	1	1	1	0	4	4	0	0	28			
03	HOGAN, Skyler	g	3-8	3-6	0-0	2	4	6	1	9	2	1	0	1	34			
11	NICHOLAS, DQ	g	2-7	0-2	0-2	0	1	1	3	5	0	0	1	0	19			
02	LOVE, Jordan	g	0-4	0-2	1-4	0	1	1	0	1	0	0	1	0	12			
04	KAO, Oscar	g	3-9	0-1	0-1	1	2	2	6	2	1	0	1	0	27			
10	WILSON, Quatarrius	g	1-4	0-0	0-2	1	2	3	2	0	0	0	0	0	16			
13	GABLE, Isaiah	g	3-4	3-4	1-2	1	5	6	3	10	2	1	0	0	24			
Team						4	2	6										
Totals			20-59		7-19		3-14		13	23	36	17	50	12	14	0	6	200

FG % 1st Half: 9-28 32.1% 2nd half: 11-31 35.5% Game: 20-59 33.9%
3FG % 1st Half: 4-10 40.0% 2nd half: 1-8 12.5% Game: 7-19 36.8%
FT % 1st Half: 0-1 0.0% 2nd half: 3-13 23.1% Game: 3-14 21.4%

Deadball
Rebounds
4

Youngstown St. 65 • 6-5,0-0 Horizon

#	Player	Total		3-Ptr		Rebounds		PF	TP	A	TO	Blk	Stl	Min	
		FG	FGA	FG	FGA	FT	FTA								
31	Michael Akuckie	f	3-8	1-6	0-0	3	7	10	3	7	1	3	1	2	25
33	Naz Bohannon	f	6-7	1-1	1-1	2	7	9	3	14	0	2	0	0	32
03	Darius Quisenberry	g	4-8	1-4	3-4	1	4	5	1	12	4	4	1	1	24
13	Donel Cathcart	g	2-4	1-2	0-0	0	1	1	0	5	2	1	0	0	25
32	Garrett Covington	g	3-5	0-1	1-2	0	2	2	0	7	1	0	0	0	27
00	Tyler Foster		1-3	0-0	0-2	0	2	2	2	2	0	0	0	1	9
01	Jamir Thomas		4-5	0-0	0-1	0	4	4	5	8	0	3	2	1	14
02	Jelani Simmons		1-4	0-1	0-0	1	0	1	0	2	2	0	0	0	12
05	Christian Bentley		1-3	0-0	2-3	0	0	0	1	4	1	1	0	0	11
22	Devin Morgan		1-4	1-3	1-2	0	5	5	1	4	3	2	0	1	21
	Team					0	1	1							
Totals			26-51		5-18		8-15		7	33	40	16	4	6	200

FG % 1st Half: 15-23 65.2% 2nd half: 11-28 39.3% Game: 26-51 51.0%
3FG % 1st Half: 4-10 40.0% 2nd half: 1-8 12.5% Game: 5-18 27.8%
FT % 1st Half: 4-8 50.0% 2nd half: 4-7 57.1% Game: 8-15 53.3%

Deadball
Rebounds
2

Officials: Michael Nardone,Jason Mirabito,Michael Kitts
Technical fouls: Southeast Missouri-None. Youngstown St.-None.
Attendance: 1243

2019-20 Men's Basketball. Round: 0. Southeast Mo. St. vs Youngstown St.. Played

Score by periods	1st	2nd	Total
Southeast Missouri	24	26	50
Youngstown St.	38	27	65

	In	Off	2nd	Fast	Bench
Points	24	13	5	9	19
SEMO	38	9	12	15	20
YSU					

GAME 11

#5 OHIO STATE 80, SOUTHEAST MISSOURI 48

December 17, 2019 • Value City Arena • Columbus, Ohio

Southeast Missouri 48 • 3-8,0-0 OVC

#	Player	Total		3-Ptr		Rebounds					PF	TP	A	TO	Blk	Stl	Min
		FG	FGA	FG	FGA	FT	FTA	Off	Def	Total							
23	TOLBERT, Sage	f	1-7	0-0	1-2	3	3	6	2	3	0	2	0	1	22		
44	AGNEW, Darrius	f	2-4	0-1	0-0	0	1	1	4	4	0	3	0	0	15		
00	CALDWELL, Alex	g	1-9	0-4	0-0	1	1	2	2	2	0	1	0	1	24		
03	HOGAN, Skyler	g	0-8	0-4	2-2	1	1	2	0	2	1	1	0	0	32		
11	NICHOLAS, DQ	g	3-6	0-1	4-5	1	2	3	0	10	1	1	0	0	32		
02	LOVE, Jordan	g	0-1	0-0	0-0	0	1	1	0	0	0	0	0	0	5		
04	KAO, Oscar	g	3-13	1-4	2-2	0	2	2	2	9	0	0	0	0	24		
10	WILSON, Quatarrius	g	1-3	0-0	3-3	1	2	3	3	5	2	1	0	0	19		
12	MORRISON, Evan	g	1-1	1-1	0-0	0	0	0	0	3	0	0	0	0	3		
13	GABLE, Isaiah	g	4-8	2-4	0-0	0	0	0	4	10	0	1	0	0	21		
25	RUSSELL, Nygal	g	0-0	0-0	0-0	0	1	1	0	0	1	1	0	0	3		
Team						1	3	4									
Totals			16-60	4-19	12-14	8	17	25	17	48	5	12	0	3	200		

FG % 1st Half: 8-28 28.6% 2nd half: 8-32 25.0% Game: 16-60 26.7%
3FG % 1st Half: 2-6 33.3% 2nd half: 2-13 15.4% Game: 4-19 21.1%
FT % 1st Half: 8-9 88.9% 2nd half: 4-5 80.0% Game: 12-14 85.7%

Deadball
Rebounds
1

Ohio St. 80 • 10-1,1-1 Big Ten

#	Player	Total		3-Ptr		Rebounds				PF	TP	A	TO	Blk	Stl	Min
		FG	FGA	FG	FGA	FT	FTA	Off	Def							
24	Andre Wesson	f	5-7	3-5	1-1	0	2	2	0	14	3	3	0	0	0	27
25	Kyle Young	f	4-4	1-1	1-2	0	9	9	1	10	1	1	0	1	0	21
04	Kaleb Wesson	f	6-8	3-4	3-4	2	8	10	4	18	2	5	2	0	0	27
01	Luther Muhammad	g	1-3	1-3	0-0	0	0	0	3	3	2	1	0	0	0	17
13	CJ Walker	g	2-3	2-3	1-2	0	2	2	1	7	6	5	0	1	1	26
00	Alonzo Gaffney	g	3-6	0-2	0-0	0	3	3	2	6	1	1	1	0	0	12
03	D.J. Carton	g	4-9	2-5	0-0	1	4	5	4	10	5	2	0	0	0	23
10	Justin Ahrens	g	1-3	1-3	0-0	1	0	1	0	3	2	0	1	0	1	19
15	Ibrahima Diallo	g	0-1	0-0	0-0	1	1	2	0	0	0	1	0	0	0	3
32	E.J. Liddel	g	4-6	0-0	1-3	0	5	5	1	9	0	1	2	1	2	21
40	Daymon Hammer	g	0-1	0-1	0-0	0	0	0	0	0	0	0	0	0	0	1
42	Harrison Hookfin	g	0-0	0-0	0-0	0	0	0	0	0	0	0	0	0	0	1
	Team					2	3	5			1					
	Totals		30-51	13-27	7-12	7	37	44	16	80	23	21	6	4	200	



BOX SCORES

GAME 17

TENNESSEE STATE 75, SOUTHEAST MISSOURI 73

January 11, 2020 • Show Me Center • Cape Girardeau, Mo.

Tennessee State 75 • 11-6, 3-1 OVC

#	Player	Total		3-Ptr		Rebounds		PF	TP	A	TO	Blk	Stl	Min		
		FG	F-GA	FG	F-GA	FT	FTA									
10	JOHNSON, Shakem	f	2-4	0-0	4-4	3	4	7	3	8	2	1	0	25		
22	WASHINGTON, Jylan		3-4	2-2	0-0	0	2	2	3	8	1	1	0	25		
00	FREEMAN, Mark	g	0-5	0-2	4-4	0	5	5	1	4	3	3	0	32		
01	LITTLEJOHN, Michael		6-14	5-10	2-2	1	3	4	0	19	4	1	0	30		
04	HARRIS, Wesley	g	2-5	1-3	0-0	0	1	1	4	5	1	3	0	24		
02	MARSHALL JR., Carlos		8-14	1-3	4-5	1	1	2	2	21	0	2	0	33		
05	BROWN, Jon		2-4	0-0	0-0	1	1	2	1	4	0	2	1	8		
11	EGBUTA, Emmanuel		0-1	0-1	0-2	0	0	0	1	0	0	0	0	3		
23	MOODY, Ravel		0-1	0-0	0-0	0	1	1	1	0	0	0	0	6		
34	KONE, Ben		3-5	0-0	0-0	3	0	3	1	6	1	1	3	14		
Team						0	3	3								
Totals			26-57	9-21		14-17	9	21	30	17	75	12	14	4	8	200
FG % 1st Half: 11-26		42.3%		2nd half: 15-31		48.4%		Game: 26-57		45.6%				Deadball Rebounds		
3FG % 1st Half: 3-8		37.5%		2nd half: 6-13		46.2%		Game: 9-21		42.9%						
FT % 1st Half: 11-12		91.7%		2nd half: 3-5		60.0%		Game: 14-17		82.4%						

Southeast Missouri 73 • 4-13, 0-4 OVC

#	Player	Total		3-Ptr		Rebounds					PF	TP	A	TO	Blk	Stl	Min
		FG-FGA	FG-FGA	FT-FTA	Off	Def	TP										
10	WILSON, Quatarrius	f	3-6	0-0	3-5	3	5	8	4	9	1	2	0	1	25		
23	TOLBERT, Sage	f	2-5	0-1	5-6	3	3	6	1	9	2	2	1	0	28		
03	HOGAN, Skyler	f	1-3	1-4	2-2	0	2	2	3	5	0	0	0	0	23		
04	KAO, Oscar	f	1-2	0-0	0-0	1	0	1	2	2	0	4	0	0	10		
11	NICHOLAS, DQ	s	7-11	2-4	0-0	0	5	5	2	16	2	3	0	1	31		
00	CALDWELL, Alex	s	5-11	2-5	3-3	1	0	1	1	15	3	2	1	0	28		
02	LOVE, Jordan	s	3-7	0-1	2-4	1	3	4	2	8	2	1	0	0	26		
13	GABLE, Isaiah	s	3-7	3-7	0-1	0	3	3	0	9	1	2	0	1	26		
25	RUSSELL, Nygal	s	0-0	0-0	0-0	0	0	0	0	0	0	0	0	0	3		
Team						1	2	3									
Totals			25-53	8-21	15-21	10	23	33	15	73	11	16	2	3	200		
FG % 1st Half: 17-33			51.5%	2nd half: 8-20		40.0%	Game: 25-53			47.2%					Deadball Rebounds		
3FG % 1st Half: 4-13			30.8%	2nd half: 4-8		50.0%	Game: 8-21			38.1%							
FT % 1st Half: 6-8			75.0%	2nd half: 9-13		69.2%	Game: 15-21			71.4%							

Officials: Brett Miles, Michael Ingram, Romonte Dishman
Technical fouls: Tennessee State-None. Southeast Missouri-None.
Attendance: 1012

Score by periods	1st	2nd	Total
Tennessee State	36	39	75
Southeast Missouri	44	29	73

Points	In	Off	2nd	Fast	Bench
TSU	30	28	12	4	31
SEMO	20	13	15	2	32

GAME 18

AUSTIN PEAY 84, SOUTHEAST MISSOURI 59

January 16, 2020 • Show Me Center • Cape Girardeau, Mo.

Austin Peay 84 • 11-7, 5-0 OVC

#	Player	Total		3-Ptr		Rebounds			PF	TP	A	TO	Blk	Stl	Min
		FG-FGA	FG-FGA	FT-FTA	Off	Def	Total								
14	Eli Abaev	f	0-1	0-0	0-0	0	4	4	5	0	0	1	0	0	10
21	Terry Taylor		9-15	0-2	6-8	3	6	9	3	24	4	3	1	1	30
01	Carlos Paez	g	5-7	1-2	4-6	1	2	3	2	15	8	1	0	0	32
04	Antwan Butler		1-2	0-0	0-0	0	0	0	3	2	2	2	0	1	10
05	Jordyn Adams	g	4-7	2-3	1-2	1	2	3	1	11	4	2	0	1	29
00	Evan Hinson		3-6	2-4	0-0	0	1	1	1	8	2	0	0	0	18
02	Cody Bates		0-0	0-0	1-2	0	0	0	0	1	1	0	0	0	5
10	Pavle Djuricic		0-2	0-1	0-0	0	3	3	0	0	0	2	0	0	9
11	Sita Conteh		4-7	0-1	0-0	3	3	6	2	8	1	1	1	0	22
22	Alec Woodward		3-3	3-3	0-0	0	3	3	9	0	0	0	0	0	21
24	Matheus Silveira		3-4	0-0	0-0	0	0	0	2	6	0	0	1	0	6
41	Sam DeVault		0-0	0-0	0-0	0	0	0	0	0	0	0	0	0	8
	Team		32-54	8-16	12-18	1	3	4			1				200
Totals									22	84	22	13	3	3	
FG % 1st Half: 15-24		62.5%	2nd half: 17-30		56.7%	Game: 32-54		59.3%	Deadball Rebounds						
3FG % 1st Half: 3-6		50.0%	2nd half: 5-10		50.0%	Game: 8-16		50.0%	1						
FT % 1st Half: 7-11		63.6%	2nd half: 5-7		71.4%	Game: 12-18		66.7%							

Southeast Missouri 59 • 4-14, 0-5 OVC

#	Player	Total		3-Ptr		Rebounds		PF	TP	A	TO	Blk	Stl	Min	
		FG-FGA	FG-FGA	FT-FTA	Off Def Tot										
10	WILSON, Quatarrius	f	1-2	0-0	3-6	2	2	4	4	5	0	3	1	0	15
23	TOLBERT, Sage	f	2-3	0-1	0-2	2	1	3	4	4	1	2	0	0	26
00	CALDWELL, Alex	g	1-5	1-2	0-2	1	2	3	2	3	1	4	0	0	24
03	HOGAN, Skyler	g	3-8	0-3	1-2	4	4	4	2	7	1	0	0	1	23
11	NICHOLAS, DQ	g	6-12	2-3	2-2	0	1	1	1	16	4	1	0	0	32
02	CUFFEE, Khalil		2-2	1-1	0-0	0	0	0	0	5	2	0	0	0	3
02	LOVE, Jordan		1-5	1-2	2-2	2	0	2	1	5	5	0	1	0	24
12	MORRISON, Evan		0-0	0-0	0-0	0	0	0	0	0	0	0	0	0	4
13	GABLE, Isaiah		1-4	0-2	0-0	0	3	3	2	2	0	1	0	0	23
25	RUSSELL, Nygal		4-10	3-5	1-2	1	3	4	3	12	2	1	0	1	19
44	AGNEW, Darrius		0-1	0-0	0-1	0	0	0	1	0	1	0	0	0	7
Team							3 2 5								
Totals			21-52	8-19	9-19	11	18	29	19	59	17	12	2	2	200
FG % 1st Half: 9-30		30.0%		2nd half: 12-22		54.5%		Game: 21-52		40.4%				Deadball Rebounds	
3FG % 1st Half: 3-11		27.3%		2nd half: 5-8		62.5%		Game: 8-19		42.1%					
FT % 1st Half: 0-4		0.0%		2nd half: 9-15		60.0%		Game: 9-19		47.4%					

Officials: Tim Gattis, Bart Lenox, Blake Thomas
Technical fouls: Austin Peay-None. Southeast Missouri-HOGAN, Skyler; TEAM.
Attendance: 989

Score by periods	1st	2nd	Total
Austin Peay	40	44	84
Southeast Missouri	21	38	59

Points	In	Off	2nd	Fast	Bench
APSU	42	6	12	4	32
SEMO	18	11	13	2	24

GAME 19

MURRAY STATE 96, SOUTHEAST MISSOURI 91^{OT}

January 18, 2020 • Show Me Center • Cape Girardeau, Mo.

Murray St. 96 • 13-5, 6-0 OVC

#	Player	Total		3-Ptr		Rebounds		PF	TP	A	TO	Blk	Stl	Min				
		FG-FG%	FG-FG%	FT-FTA	FT-FTA	Off	Def											
00	Demond Robinson	f	0-3	0-0	2-2	1	1	2	2	2	1	0	0	15				
24	Anthony Smith		8-10	0-0	6-7	2	8	10	4	22	2	3	0	39				
01	DaQuan Smith	g	3-4	2-3	0-0	0	1	1	3	8	5	2	1	35				
10	Tevin Brown		5-11	5-8	14-19	0	2	2	4	29	6	1	0	42				
14	Jaaleen Evans		6-9	1-2	1-1	2	3	5	13	1	3	0	0	36				
12	Chico Carter, Jr.		1-3	0-0	0-0	0	3	2	1	1	0	0	0	16				
13	Devin Gilmore		0-1	0-0	0-0	0	2	2	3	0	0	0	0	10				
23	KJ Williams		7-11	1-2	4-9	2	5	7	2	19	0	3	1	0	29			
45	Jason Holliday		1-1	0-0	1-2	0	0	0	4	1	0	1	0	12				
	Team					2	1	3										
Totals			30-52	9-15	27-40	8	23	31	30	96	17	15	2	0	225			
FG % 1st Half: 15-26 57.7%															2nd half: 12-22 54.5%	OT: 3-4 75.0%	Game: 30-52 57.7%	Deadball
3FG % 1st Half: 5-8 62.5%															2nd half: 3-6 50.0%	OT: 1-1 100.0	Game: 9-15 60.0%	Rebounds
FT % 1st Half: 6-6 100.0															2nd half: 10-19 52.6%	OT: 11-15 73.3%	Game: 27-40 67.5%	5
Southwest Missouri #1 • 4-15, 0-6 OVC																		



BOX SCORES

GAME 21

EASTERN ILLINOIS 61, SOUTHEAST MISSOURI 59

January 25, 2020 • Lantz Arena • Charleston, Ill.

Southeast Missouri 59 • 4-17, 0-8 OVC

#	Player	Total		3-Ptr	FT-FTA	Rebounds			PF	TP	A	TO	Blk	Stl	Min
		FG-FGA	FG-FGA			Off	Def	Tot							
10	WILSON, Quatarrius	f	2-5	0-0	0-4	3	3	6	4	4	1	1	0	1	25
23	TOLBERT, Sage	f	2-6	0-0	2-2	4	1	5	4	6	0	0	1	1	22
00	CALDWELL, Alex	g	7-17	1-8	5-6	1	3	4	2	20	2	3	0	0	34
03	HOGAN, Skyler	g	3-10	1-3	0-0	1	7	8	2	7	0	1	0	0	21
11	NICHOLAS, DQ	g	0-8	0-3	0-0	0	3	3	2	0	1	1	0	2	25
02	LOVE, Jordan	g	4-9	0-1	0-0	2	2	4	2	8	2	1	0	2	23
04	KAO, Oscar	g	1-1	0-0	0-0	0	0	0	1	2	0	1	0	1	3
12	MORRISON, Evan	g	1-1	1-1	0-0	0	0	0	0	3	0	0	0	0	7
13	GABLE, Isaiah	g	1-2	1-2	0-0	0	4	4	3	3	0	0	0	1	21
25	RUSSELL, Nygal	g	1-3	1-1	0-0	0	1	1	2	3	2	3	0	1	14
44	AGNEW, Darrious	g	1-4	0-0	1-2	0	2	2	0	3	1	0	0	0	5
Team						4	0	4			1				
Totals			23-66	5-19	8-14	15	26	41	22	59	9	12	1	9	200

FG % 1st Half: 12-33 36.4% 2nd half: 11-33 33.3% Game: 23-66 34.8%
3FG % 1st Half: 4-11 36.4% 2nd half: 1-8 12.5% Game: 5-19 26.3%
FT % 1st Half: 3-4 75.0% 2nd half: 5-10 50.0% Game: 8-14 57.1%

Eastern Illinois 61 • 11-9, 4-4 OVC

#	Player	Total		3-Ptr	FT-FTA	Rebounds			PF	TP	A	TO	Blk	Stl	Min
		FG-FGA	FG-FGA			Off	Def	Tot							
32	MATLOCK, JaQualis	f	2-4	0-1	1-2	0	8	8	4	5	1	0	3	1	28
03	DIXON, George	f	4-6	0-0	3-8	2	9	11	2	11	0	2	2	3	36
02	SMITH, Mack	g	7-13	1-6	4-5	1	6	7	0	19	0	1	1	1	35
02	SMITH, Shareef	g	2-2	0-0	0-2	0	1	1	2	4	2	5	0	0	18
22	WALLACE, Josiah	g	5-10	0-1	1-2	0	1	1	0	11	2	0	2	1	34
01	CHARLES, Kashawn	g	1-2	1-1	0-0	0	0	0	2	3	0	0	0	0	8
02	SKIPPER-BROWN, Jordana	g	1-3	0-0	1-3	0	1	1	3	3	0	0	3	1	14
04	JOHNSON, Marvin	g	0-2	0-0	2-4	0	2	2	0	2	1	4	0	1	14
11	KOCH, Logan	g	0-0	0-0	0-0	0	0	0	0	0	0	0	0	0	3
12	DEFUSS, Dondre	g	1-1	0-0	1-2	0	1	1	1	3	0	2	0	0	10
Team						0	3	3							
Totals			23-43	2-9	13-28	3	32	35	14	61	6	14	11	8	200

FG % 1st Half: 14-24 58.3% 2nd half: 9-19 47.4% Game: 23-43 53.5%
3FG % 1st Half: 2-6 33.3% 2nd half: 0-3 0.0% Game: 2-9 22.2%
FT % 1st Half: 4-9 44.4% 2nd half: 9-19 47.4% Game: 13-28 46.4%

Officials: Brett Miles, James Duke, Tom O'Neill Jr.
Technical fouls: Southeast Missouri-TOLBERT, Sage. Eastern Illinois-SKIPPER-BROWN, Jordana.
Attendance: 1538

Score by periods	1st	2nd	Total
Southeast Missouri	31	28	59
Eastern Illinois	34	27	61

Points	In	Off	2nd	Fast	Bench
SEMO	22	13	14	3	22
EIU	28	16	3	6	11

GAME 22

MOREHEAD STATE 90, SOUTHEAST MISSOURI 74

January 30, 2020 • Johnson Arena • Morehead, Ky.

Southeast Missouri 74 • 4-18/0-9 OVC

#	Player	Total		3-Ptr	FT-FTA	Rebounds			PF	TP	A	TO	Blk	Stl	Min
		FG-FGA	FG-FGA			Off	Def	Tot							
10	WILSON, Quatarrius	f	1-3	0-1	0-0	2	2	4	5	2	1	0	1	0	13
23	TOLBERT, Sage	f	0-3	0-0	3-6	3	2	5	5	3	1	1	3	0	23
00	CALDWELL, Alex	g	10-20	2-4	7-8	1	4	5	2	29	1	3	0	0	32
02	LOVE, Jordan	g	4-11	2-6	4-4	0	3	3	1	14	1	1	1	0	29
03	HOGAN, Skyler	g	1-3	0-2	0-0	0	2	2	1	2	2	0	1	1	30
01	CUFFEE, Khalil	g	2-2	2-2	0-0	0	0	0	0	6	0	0	0	0	3
04	KAO, Oscar	g	0-0	0-0	0-0	0	0	0	0	0	0	3	0	0	8
12	MORRISON, Evan	g	0-2	0-1	0-0	2	1	3	1	0	0	0	0	0	18
13	GABLE, Isaiah	g	1-3	0-0	0-0	0	1	1	4	2	0	1	0	0	16
25	RUSSELL, Nygal	g	6-10	3-6	1-1	0	3	3	1	16	2	0	0	0	28
Team						1	0	1							
Totals			25-57	9-22	15-19	9	18	27	20	74	8	9	6	1	200

FG % 1st Half: 13-30 43.3% 2nd half: 12-27 44.4% Game: 25-57 43.9%
3FG % 1st Half: 6-16 37.5% 2nd half: 3-6 50.0% Game: 9-22 40.9%
FT % 1st Half: 4-4 100.0 2nd half: 11-15 73.3% Game: 15-19 78.9%

Morehead State 90 • 10-12/4-5 OVC

#	Player	Total		3-Ptr	FT-FTA	Rebounds			PF	TP	A	TO	Blk	Stl	Min
		FG-FGA	FG-FGA			Off	Def	Tot							
00	CLAUDE, Tyzhaun	f	7-8	0-0	1-1	2	2	4	4	15	2	2	0	0	18
03	BAKER, James	f	3-6	0-1	0-0	1	0	1	4	6	1	1	1	1	18
02	WALKER, Jordan	g	7-13	3-6	4-4	1	4	5	3	21	3	1	1	1	32
12	THOMAS, Justin	g	0-2	0-0	2-2	0	4	4	1	2	6	0	1	1	28
55	COOPER, Ta'lon	g	1-5	1-5	1-1	1	5	6	2	4	7	1	0	1	31
01	DIXON, Julius	g	0-0	0-0	0-0	0	0	0	0	0	0	0	0	0	1
13	STANLEY-WILLIAMS, J.	g	0-0	0-0	0-0	0	1	1	1	0	0	0	0	0	6
23	BRYAN, LJ	g	3-5	0-0	2-3	1	3	4	8	1	0	2	0	2	15
32	RIDDLE, Malik	g	3-12	2-7	5-6	1	3	4	2	13	2	1	0	0	22
32	HENSON, Dijmon	g	7-10	5-5	2-3	5	3	8	1	21	1	1	1	0	29
Team						0	0	0							
Totals			31-61	11-24	17-20	12	25	37	21	90	23	7	6	3	200

FG % 1st Half: 18-34 52.9% 2nd half: 13-27 48.1% Game: 31-61 50.8%
3FG % 1st Half: 5-9 55.6% 2nd half: 6-15 40.0% Game: 11-24 45.8%
FT % 1st Half: 7-8 87.5% 2nd half: 10-12 83.3% Game: 17-20 85.0%

Officials: Todd Austin, Jabir Walker, Alfred Smith
Technical fouls: Southeast Missouri-None. Morehead State-None.
Attendance: 4892

Score by periods	1st	2nd	Total
Southeast Missouri	36	38	74
Morehead State	48	42	90

Points	In	Off	2nd	Fast	Bench
SEMO	12	11	9	5	24
MOR	38	11	13	2	42

GAME 23

EASTERN KENTUCKY 70, SOUTHEAST MISSOURI 57

February 1, 2020 • McBrayer Arena • Richmond, Ky.

Southeast Missouri 57 • 4-19 (0-10 OVC)

#	Player	Total		3-Ptr	FT-FTA	Rebounds			PF	TP	A	TO	Blk	Stl	Min
		FG-FGA	FG-FGA			Off	Def	Tot							
13	GABLE, Isaiah	f	2-7	2-6	0-0	1	3	4	3	6	2	0	0	0	31
23	TOLBERT, Sage	f	6-9	0-0	7-10	4	13	17	1	19	2	2	1	2	34
00	CALDWELL, Alex	g	2-7	0-2	0-1	0	1	1	3	4	3	4	0	0	27
02	LOVE, Jordan	g	3-11	1-3	5-6	0	4	4	1	2	12	0	2	0	1
03	HOGAN, Skyler	g	0-4	0-1	0-0	0	0	0	1	0	1	2	0	0	19
04	KAO, Oscar	g	0-1	0-0	0-0	1	1	2	1	0	0	2	0	0	4
10	WILSON, Quatarrius	g	2-4	0-0	0-0	0	2	2	2	4	0	0	0	0	16
11	NICHOLAS, DQ	g	0-2	0-1	2-4	1	0	1	0	2	1	1	0	2	17
25	RUSSELL, Nygal	g	4-7	2-5	0-0	0	4	4	4	10	4	5	0	1	22
Team						0	4	4							
Totals			19-52	5-18	14-21	7	33	40	17	57	13	18	1	6	200

FG % 1st Half: 10-25 40.0% 2nd half: 9-27 33.3% Game: 19-52 36.5%
3FG % 1st Half: 4-10 40.0% 2nd half: 1-8 12.5% Game: 5-18 27.8%
FT % 1st Half: 7-10 70.0% 2nd half: 7-11 63.6% Game: 14-21 66.7%

Eastern Kentucky 70 • 11-12 (8-2 OVC)

#	Player		Total		3-Ptr	Rebounds					PF	TP	A	TO	Blk	Stl	Min
			FG-FGA	FG-FGM		FT-FTA	Off	Def	Total								
02	KING, Tre	f	3-6	0-0	3-5	0	5	5	4	9	0	2	0	1	31		
24	MORENO, Michael	f	2-8	0-5	1-2	3	5	8	2	5	1	0	1	1	24		
00	CRUICKSHANK, Russa	g	1-3	0-2	2-2	0	4	4	1	4	1	1	0	0	30		
11	BROWN, Jomaru	g	5-16	1-4	5-6	1	4	5	2	16	5	4	0	5	34		
12	TAYLOR, Ty	g	5-12	3-8	0-0	1	6	7	1	13	3	1	0	1	31		
01	HOBSBS, JacQuess	g	1-4	0-1	0-0	0	0	0	2	2	3	2	0	4	16		
13	BALOGUN, Tariq	g	0-0	0-0	1-2	2	3	5	1	1	0	0	1	0	9		
2																	
21	ANDERSON, Lachlan		7-13	6-12	0-0	1	2	3	3	20	0	1	1	1	23		
23	CARMICAL, Cameron		0-0	0-0	0-0	0	0	0	0	0	0	0	0	0	1		
25	COOPER, Mason		0-0	0-0	0-0	0	0	0	0	0	0	0	0	0	1		
	Team					1	1	2									
Totals			24-62	10-32	12-17	9	30	39	16	70	13	11	3	13	200		



BOX SCORES

GAME 25

TENNESSEE TECH 62, SOUTHEAST MISSOURI 60

February 8, 2020 • Show Me Center • Cape Girardeau, Mo.

Tennessee Tech 62 • 6-19, 3-9 OVC

#	Player	Total			3-Ptr		Rebounds				PF	TP	A	TO	Blk	Stl	Min
		FG	FGA	FT	FTA	Off	Def	Off	Def	Tot							
21	WILKINSON, Reece	c	1-2	0-0	0-0	1	3	4	3	2	1	2	0	0	0	13	
03	DAVIDSON, Keishawn	g	2-5	2-2	2-2	0	3	3	0	8	4	2	0	1	29		
04	CLAY, Jr.	g	4-11	1-3	2-4	1	3	4	4	11	3	5	0	0	24		
05	ALLEN, Darius	g	3-8	2-6	0-0	0	2	2	1	8	0	3	2	1	19		
22	WILLIAMS, Tujautae	g	1-3	0-0	3-4	1	2	3	2	5	1	2	0	1	26		
02	SHERFIELD, Jared		0-1	0-1	0-0	0	1	1	0	0	0	0	0	0	6		
11	QUEST, Dane		1-2	0-0	2-2	0	0	0	2	4	0	0	0	0	7		
12	SYLLA, Amadou		0-0	0-0	1-2	1	6	7	2	1	0	2	0	1	25		
20	VICK, Hunter		2-5	1-3	2-2	0	3	3	0	7	1	0	0	1	24		
24	GOLDAY, Garrett		6-9	1-2	0-0	0	1	1	4	13	1	2	0	0	14		
54	CROSLAND, Cade		1-1	1-1	0-0	0	1	1	1	3	0	0	0	0	13		
	Team					3	2	5									
Totals			21-47	8-18	12-16	7	27	34	19	62	11	18	2	5	200		

FG % 1st Half: 13-27 48.1% 2nd half: 8-20 40.0% Game: 21-47 44.7%
3FG % 1st Half: 4-9 44.4% 2nd half: 4-9 44.4% Game: 8-18 44.4%
FT % 1st Half: 7-10 70.0% 2nd half: 5-6 83.3% Game: 12-16 75.0%

Deadball
Rebounds
2

Southeast Missouri 60 • 5-20, 1-11 OVC

#	Player	Total		3-Ptr		Rebounds				PF	TP	A	TO	Blk	Stl	Min
		FG	FGA	FG	FGA	FT	FTA	Off	Def							
13	GABLE, Isaiah	f	1-6	0-4	2-2	0	2	2	4	4	0	3	1	0	22	
23	TOLBERT, Sage	f	5-10	0-0	2-4	4	4	8	1	12	2	2	1	1	34	
00	CALDWELL, Alex	g	2-6	0-1	2-2	0	4	4	3	6	6	3	2	1	32	
02	LOVE, Jordan	g	0-1	0-0	1-2	0	0	0	3	1	2	1	0	0	13	
03	HOGAN, Skyler	g	2-6	1-3	0-0	0	3	3	0	5	0	0	0	0	21	
04	KAO, Oscar		0-3	0-1	0-0	0	1	1	1	0	0	0	0	1	10	
10	WILSON, Quatarrius		1-2	0-0	0-2	1	1	2	3	2	0	3	0	0	13	
11	NICHOLAS, DQ		2-3	1-1	0-0	1	2	3	2	5	2	0	0	0	14	
12	MORRISON, Evan		1-2	0-1	0-0	0	0	0	0	2	1	0	0	0	3	
25	RUSSELL, Nygal		8-11	4-4	1-2	2	1	3	1	21	1	1	0	3	30	
44	AGNEW, Darrious		1-3	0-0	0-0	0	1	1	0	2	0	1	0	0	8	
Team						0	2	2								
Totals			23-53	6-15	8-14	8	21	29	18	60	14	14	4	6	200	

FG % 1st Half: 11-28 39.3% 2nd half: 12-25 48.0% Game: 23-53 43.4%
3FG % 1st Half: 2-6 33.3% 2nd half: 4-9 44.4% Game: 6-15 40.0%
FT % 1st Half: 2-4 50.0% 2nd half: 6-10 60.0% Game: 8-14 57.1%

Deadball
Rebounds
1

Officials: Kevin Driver, Kyle Bottoms, Grant Tyler
Technical fouls: Tennessee Tech-None. Southeast Missouri-None.
Attendance: 1486

Score by periods	1st	2nd	Total
Tennessee Tech	37	25	62
Southeast Missouri	26	34	60

Points	In	Off	2nd	Fast	Bench
TTU	26	16	6	6	28
SEMO	26	21	7	6	32

GAME 26

SOUTHEAST MISSOURI 74, UT MARTIN 72

February 13, 2020 • Show Me Center • Cape Girardeau, Mo.

UT Martin 72 • 7-17, 3-10 OVC

#	Player		Total		3-Ptr		Rebounds				PF	TP	A	TO	Blk	Stl	Min
			FG	FGA	FG	FGA	FT	FTA	Off	Def							
13	THOMAS, Miles	f	4-8	0-0	4-5	1	4	5	2	12	4	3	0	2	40		
22	DOVE, Quintin	f	8-12	1-1	7-7	1	5	6	5	24	0	4	0	0	33		
00	HARRIS, Ja'Darius	g	2-4	1-2	1-1	0	5	5	3	6	3	2	0	2	40		
01	STEWART, Parker	g	6-15	3-9	0-0	3	2	5	2	15	2	3	0	0	32		
03	HAWTHORNE, JR., Dere	g	3-11	3-4	0-0	1	3	4	4	9	4	1	0	2	39		
05	SERTOVIC, Eman		0-2	0-2	4-4	0	1	1	0	4	1	0	0	1	8		
44	POLLA, Hannes		1-2	0-0	0-0	0	0	0	1	2	0	1	0	1	8		
	Team					2	2	4									
Totals			24-54	8-18	16-17	8	22	30	17	72	14	15	0	8	200		

FG % 1st Half: 14-23 60.9% 2nd half: 10-31 32.3% Game: 24-54 44.4%
3FG % 1st Half: 6-9 66.7% 2nd half: 2-9 22.2% Game: 8-18 44.4%
FT % 1st Half: 9-10 90.0% 2nd half: 7-7 100.0% Game: 16-17 94.1%

Deadball
Rebounds
1

Southeast Missouri 74 • 6-20, 2-11 OVC

#	Player		Total		3-Ptr		Rebounds				PF	TP	A	TO	Blk	Stl	Min
			FG	FGA	FG	FGA	FT	FTA	Off	Def							
10	WILSON, Quatarrius	f	4-5	0-0	4-4	4	3	7	4	12	0	3	0	1	24		
23	TOLBERT, Sage	f	5-5	0-0	6-6	3	6	9	3	16	0	2	1	2	31		
00	CALDWELL, Alex	g	5-15	3-8	1-1	2	0	2	3	14	7	0	0	0	40		
03	HOGAN, Skyler	g	7-15	4-11	3-4	1	4	5	1	21	1	1	1	0	40		
25	RUSSELL, Nygal	g	1-6	1-6	2-2	0	4	4	2	5	0	3	0	0	19		
11	NICHOLAS, DQ		2-8	1-3	1-2	0	2	2	2	6	7	3	1	1	33		
12	MORRISON, Evan		0-0	0-0	0-0	0	0	0	0	0	0	0	0	0	4		
13	GABLE, Isaiah		0-1	0-1	0-0	0	2	2	3	0	0	2	0	0	6		
44	AGNEW, Darrious		0-0	0-0	0-0	1	0	1	1	0	0	2	0	1	3		
Team						0	1	1									
Totals			24-55	9-29	17-19	11	22	33	19	74	15	16	3	5	200		

FG % 1st Half: 11-25 44.0% 2nd half: 13-30 43.3% Game: 24-55 43.6%
3FG % 1st Half: 4-15 26.7% 2nd half: 5-14 35.7% Game: 9-29 31.0%
FT % 1st Half: 7-7 100.0% 2nd half: 10-12 83.3% Game: 17-19 89.5%

Deadball
Rebounds
0

Officials: John St. Clair, Gene Grimshaw, Dillon Brasher
Technical fouls: UT Martin-None. Southeast Missouri-TOLBERT, Sage.
Attendance: 1076

Score by periods	1st	2nd	Total
UT Martin	43	29	72
Southeast Missouri	33	41	74

Points	In	Off	2nd	Fast	Bench
UTM	24	17	12	4	6
SEMO	22	12	10	4	6