



2020-21 SOUTHEAST MISSOURI BASKETBALL

Game
6



Schedule

November (1-0)

28 at Kansas City ! W, 71-66

December (1-3)

2 **Southern Illinois** ESPN+ **L, 79-87 OT**
 7 **Lipscomb** ESPN+ **W, 82-77**
 9 at Lipscomb ESPN+ L, 74-80 OT
 12 at UT Martin* ESPN+ Postponed
 15 at Evansville ESPN3 L, 63-66 OT
 18 **UT Martin*** ESPN+ **6:30 p.m.**
 22 at Indiana State ESPN3 12 p.m.
 30 at Tennessee Tech* ESPN+ 8 p.m.

January

2 **Tennessee State*** ESPN+ **5 p.m.**
 7 at Belmont* ESPN+ 7 p.m.
 9 at Tennessee State* ESPN+ 4 p.m.
 14 **Murray State*** ESPN+ **8 p.m.**
 16 **Austin Peay*** ESPN+ **5 p.m.**
 21 at Morehead State* ESPN+ 6 p.m.
 23 at Eastern Kentucky* ESPN+ 3 p.m.
 28 **SIU Edwardsville*** ESPN+ **8 p.m.**
 30 **Eastern Illinois*** ESPN+ **5 p.m.**

February

4 **Tennessee Tech*** ESPN+ **8 p.m.**
 6 **Jacksonville State*** ESPN+ **5 p.m.**
 11 at Murray State* ESPN+ 7:30 p.m.
 13 at Austin Peay* ESPN+ 4 p.m.
 18 **Eastern Kentucky*** ESPN+ **8 p.m.**
 19 **Morehead State*** ESPN+ **8 p.m.**
 25 at Eastern Illinois* ESPN+ 7:30 p.m.
 27 at SIU Edwardsville* ESPN+ 5 p.m.

March

3 OVC Tournament First Round Evansville, Ind.
 4 OVC Tournament Quarterfinals Evansville, Ind.
 5 OVC Tournament Semifinals Evansville, Ind.
 6 OVC Championship Evansville, Ind.

All games are broadcast live on the radio at Real Rock 99.3 FM. All times Central and Subject to Change;
 Home Games in Bold; * - Denotes Ohio Valley Conference Game; ! - Negro League Baseball Museum Tip-Off Classic (Kansas City, Mo.)

UT Martin (2-0) vs. Southeast Missouri (2-3)

Follow the Redhawks

Radio.....Real Rock 99.3 FM
 (Erik Sean)
Video.....ESPN+ (Erik Sean)
Live Stats.....GoSoutheast.com
Twitter.....@SEMOMBB

Date.....Friday, December 18, 2020
Tip-Off.....6:30 p.m., CT
Location.....Cape Girardeau, Mo.
Arena.....Show Me Center (7,000)
Series.....SEMO leads, 44-29
Last Meeting.....UTM 87, SEMO 78
 (February 29, 2020 | Martin, Tenn.)

Head Coaches.....Brad Korn
 (2-3 overall, 2-3 at SEMO; 0-0 OVC). Montez
 Robinson (2-0 overall; 2-0 at UTM).

Strategic Communications

Jeff Honza, Assistant Director of Athletics
Office Phone.....(573) 651-2933
Mobile.....(618) 528-1145
Email.....redhawk1@me.com

Conference Play

Southeast Missouri (2-3) plays host to UT Martin (2-0) in its Ohio Valley Conference opener Friday. Tip-off is set for 6:30 p.m., CT at the Show Me Center.

Follow the Redhawks

Fans can listen live on the radio at Real Rock 99.3 FM with Erik Sean calling the action. Video can be accessed online at ESPN+. Live stats are available at GoSoutheast.com. Twitter updates provided @SEMOMBB.

Honoring Coach Stewart

Southeast Missouri will play Friday's matchup in memory Anthony Stewart who passed away before the start of his fifth season as UT Martin's head coach. SEMO will honor Coach Stewart by leaving an empty chair on its bench with a sport coat draped on the back of it. The Redhawks will also have a moment of silence for Coach Stewart prior to tip-off. SEMO Head Coach Brad Korn and Stewart coached together during their time at Southern Illinois.

Series History

The Redhawks lead the all-time series against their travel partner UT Martin, 44-29. The Skyhawks have lost at the Show Me Center in five of their last six trips to Cape Girardeau. Each of the last two meetings between these teams at the Show Me Center were decided by no more than five points.

OVC Openers

Southeast Missouri is 10-19 all-time in Ohio Valley Conference openers. SEMO began league play on the road each of the last two years. The Redhawks are in their 30th season as a member of the OVC.

Korn Makes OVC Debut

The newest head coach in the Ohio Valley Conference, Brad Korn coaches his first league game against UT Martin Friday. Korn is presently 1-1 at the Show Me Center in his first year as a head coach. His first career home win came on the front end of a home-and-home series with Lipscomb (82-77) on Dec. 7.

Change of Pace

Friday's game vs. UT Martin is right before the final leg of Southeast Missouri's non-conference slate. The Redhawks will head to Missouri Valley Conference member Indiana State for their last non-conference bout on Dec. 22. The Sycamores are the third Valley team SEMO faces on its shortened six-game non-conference schedule.

Working Overtime

The Redhawks went to overtime in three of their last four games. Southeast Missouri lost at home to Southern Illinois (87-79) on Dec. 2 and at Lipscomb (80-74) on Dec. 9. Most recently, the Redhawks fell to Evansville (66-63) on the road Tuesday. SEMO was involved in only one overtime game in 31 contests last season. The three overtimes are the most the Redhawks have played during a season in non-conference games in program history.



Southeast Missouri or **SEMO** is the preferred reference for Southeast Missouri State University athletic teams. Southeastern Missouri State is not an acceptable reference.



Redhawk Rewind

Southeast Missouri lost in overtime for the third time when it fell to Evansville, 66-63, at the Ford Center Tuesday. UE trailed, 54-48, with 2:50 left to play when it scored eight of the final 10 points of regulation to tie the game at 56-56. Jawaun Newton knocked down two free throws with 21 seconds to knot things up. In overtime, SEMO led, 63-61, after Jordan Love split a pair of free throws with 18 seconds on the clock. On the next possession, Shamar Givance made a layup, was fouled and converted his 3-point play to send the Purple Aces to victory.

Board Certified

The Redhawks outrebounded their opponent for the fourth-straight game when it held a +9 advantage (41-32) on the boards at Evansville (Dec. 15). Southeast Missouri also outrebounded the Purple Aces, 10-5, on the offensive glass. SEMO ranks second in the Ohio Valley Conference in rebounding defense (30.2 rpg) and rebounding margin (+8.6). Overall, the Redhawks are averaging 38.8 rebounds a game.

First to 20

Chris Harris became the first Southeast Missouri player to score 20 points in a game this season. Harris dropped in a career-high 21 on 7-of-17 field goals and 3-of-8 free throws. He nailed a career-best four 3-pointers, as well.

Closing In

Nygal Russell is approaching 100 assists in his career. Russell currently has 90 assists. Russell is in his fourth season with the Redhawks as a redshirt-junior. He is also three rebounds away from getting 200 in his career.

Nice Jump

The Redhawks have made 40 three-pointers through their first five games in 2020-21. Southeast Missouri is averaging eight threes per game. SEMO made only 24 three-pointers in its first five games a year ago. The Redhawks rank second in the Ohio Valley Conference in 3-point field goal percentage. SEMO has hit 40-of-101 threes (.396).

Winning Regulation

Southeast Missouri has not lost in regulation play during all five of its games this year. The Redhawks are 2-0-3 in regulation basketball.

Gotta Love It

Jordan Love leads the team and ranks 10th in the Ohio Valley Conference with eight steals. Love is averaging 1.6 steals a game through five contests this season.

Last Time vs. UT Martin

UT Martin used a 13-5 run in the final four minutes of the game to get by Southeast Missouri in the 2019-20 season finale on Feb. 29. The Redhawks and Skyhawks went back-and-forth in a game that featured 10 ties and 10 lead changes. That matchup was played at the Elam Center in Martin, Tennessee.

First Home Win for Korn

Head Coach Brad Korn earned his first career win at the Show Me Center when Southeast Missouri beat Preseason Atlantic Sun Conference favorite Lipscomb (Dec. 7). The Redhawks led for the final 11:04 of the tight contest after Eric Reed, Jr.'s jumper gave them a 56-55 edge. SEMO then fought off the Bisons who pulled to within a point six times in the last 10 minutes of the game.

Strong Start

Southeast Missouri started a season at 2-1 for the first time since 2016-17. That year, the Redhawks dropped its season-opener at Illinois before beating Hannibal-LaGrange

(86-54) at home and Western Illinois (74-71) on the road. SEMO already has two wins over NCAA Division I opponents this young season -- 71-66 at Kansas City (Nov. 28); 82-77 vs. Lipscomb (Dec. 2). The Redhawks had only five wins against NCAA Division I foes in 2019-20.

Big Improvement

The Redhawks second win of the 2020-21 campaign came vs. Lipscomb on Dec. 7. Last year, Southeast Missouri didn't pick up its second victory over an NCAA Division I opponent until early February (76-72, vs. Jacksonville State, Feb. 6).

Closing Out Late

Southeast Missouri won two of its first three games of 2020-21 by five points -- 71-66 at Kansas City (Nov. 28); 82-77 vs. Lipscomb (Dec. 7). In those two wins, SEMO led with five minutes remaining before closing out its victories. A year ago, the Redhawks led with five minutes left in regulation only six times and won four games in that situation. SEMO dropped four games by one possession in the final five minutes in 2019-20.

Nolan is Rollin'

Redhawks big man Nolan Taylor enters Ohio Valley Conference play ranked second on the team in scoring (12.2 ppg) and tied for first in rebounding (7 rpg). Taylor has scored double figures in four of his first five starts and recently just missed a double-double with 13 points and nine boards at Evansville (Dec. 15).

2020-21 OVC Standings (as of Dec. 16)

	OVC					Overall					
	Record	Pct.	Home	Away	Streak	Record	Pct.	Home	Away	Neutral	Streak
Belmont	1-0	1.000	1-0	0-0	W1	5-1	0.833	1-1	1-0	3-0	W2
Jacksonville State	1-0	1.000	0-0	1-0	W1	4-2	0.667	0-0	1-2	3-0	W1
Murray State	1-0	1.000	1-0	0-0	W1	4-2	0.667	4-0	0-2	0-0	W1
Eastern Kentucky	1-1	0.500	1-0	0-1	L1	5-2	0.714	2-0	1-2	2-0	L1
Morehead State	1-1	0.500	0-1	1-0	W1	4-4	0.500	4-0	0-3	0-1	W3
UT Martin	0-0	0.000	0-0	0-0	---	2-0	1.000	2-0	0-0	0-0	W2
Eastern Illinois	0-0	0.000	0-0	0-0	---	3-4	0.429	2-0	1-4	0-0	W1
Southeast Missouri	0-0	0.000	0-0	0-0	---	2-3	0.400	1-1	0-2	1-0	L2
SIUE	0-0	0.000	0-0	0-0	---	2-4	0.333	0-1	1-2	1-1	L2
Austin Peay	0-1	0.000	0-0	0-1	L1	4-3	0.571	2-1	0-1	2-1	L1
Tennessee State	0-1	0.000	0-0	0-1	L1	0-2	0.000	0-0	0-2	0-0	L2
Tennessee Tech	0-1	0.000	0-1	0-0	L1	0-6	0.000	0-2	0-4	0-0	L6



2020-21 Stats Comparison

UTM	SEMO
2-0.....Record	2-3
0-0.....Conference Record.....	0-0
94.0.....Points Per Game.....	73.8
73.5.....Opp. Points Per Game.....	75.2
+20.5.....Scoring Margin.....	-1.4
.459.....Field Goal Percentage.....	.449
.370.....Opp. Field Goal Percentage.....	.459
.419.....3-Point Field Goal Percentage.....	.396
.353.....Opp. 3-Point Field Goal Percentage.....	.404
.774.....Free Throw Percentage.....	.617
.700.....Opp. Free Throw Percentage.....	.746
42.0.....Rebounds Per Game.....	38.8
41.5.....Opp. Rebounds Per Game.....	30.2
+0.5.....Rebounding Margin.....	+8.6
14.0.....Assists Per Game.....	13.8
12.0.....Turnovers Per Game.....	14.8
+7.5.....Turnover Margin.....	-3.2
7.5.....Blocks Per Game.....	3.2
8.5.....Steals Per Game.....	6.8

This Week's Schedule

Monday, December 14

Morehead State 75, Eastern Kentucky 62
Austin Peay 82, McKendree 68

Tuesday, December 15

Evansville 66, Southeast Missouri 63^{OT}
UT Martin 95, Bethel 60
Murray State 90, Transylvania 49
Florida A&M 76, Austin Peay 70

Wednesday, December 16

Kennesaw State at Belmont, 6:30 p.m.
Tennessee Tech at Jacksonville State, 7:30 p.m.

Thursday, December 17

CU Harrodsburg at Eastern Kentucky, 6 p.m.

Friday, December 18

SIUE at Morehead State, 5 p.m.
Tennessee Tech at Tennessee, 6 p.m.
Belmont at Tennessee State, 6 p.m.
McNeese State at Austin Peay, 6 p.m.
Georgia Southwestern at Jacksonville State, 6 p.m.
UT Martin at Southeast Missouri, 6:30 p.m.

Taylor established season-bests in points (16), assists (5) and minutes (28) against Lipscomb (Dec. 7). He previously scored 10 points vs. Kansas City (Nov. 28) and 14 vs. Southern Illinois (Dec. 2). Taylor is also the Redhawks second-leading free throw shooter with a 70.8 percent clip (17-of-24). SEMO is the third Division I school Taylor has played basketball at. Prior to joining the Redhawks, he spent two seasons at Pepperdine and two at Cal Poly. Taylor's 2019-20 campaign was limited to 14 games due to injury.

Seeing Double

The Redhawks currently have four players averaging double figures in the scoring column. Chris Harris leads the way with 15.4 points per game. Nolan Taylor (12.2 ppg), Eric Reed, Jr. (11.4 ppg) and Nana Akenten (10 ppg) round out the group. Harris also ranks ninth in the Ohio Valley Conference in scoring.

Six Double-Digit Games

Chris Harris, who missed all but two games due to a knee injury in 2019-20, scored double figures in each of the first six games he played at Southeast Missouri. A native of Antioch, Illinois, Harris scored a career-high 21 points at Lipscomb (Dec. 9). He also made multiple 3-pointers in five of those contests. Harris recently fell below double figures for the first time when he scored four points at Evansville (Dec. 15).

10 Again

For the second this season, Southeast Missouri made 10 three-pointers. The Redhawks shot 10-of-26 from 3-point range with Chris Harris, Nana Akenten and Eric Reed, Jr. knocking down three apiece vs. Lipscomb (Dec. 7). SEMO had 10 made threes in a game only one time in 2019-20. That happened exactly one year ago Dec. 7 -- 10, at Drake in 2019.

Four in Double-Digits

Four Redhawks have scored double figures in three of five games this 2020-21 season. Most recently, Chris Harris (19), Eric Reed, Jr. (19), Nolan Taylor (16) and DQ Nicholas (12) accomplished the feat vs. Lipscomb (Dec. 7).

Spark Plug

In the first time he was out of the starting lineup this season, guard Eric Reed, Jr. notched a season-best 19 points. Reed, Jr. came off the bench to shoot 8-of-10 from the field and a near-perfect 3-of-4 from 3-point range in 23 minutes. He averaged 18 points in his last two games alone. Reed, Jr. led the Redhawks with 16 points off the bench at Evansville (Dec. 15).

OVC Top-Five

The Redhawks rank among the top five Ohio Valley Conference teams in several categories thus far. Southeast Missouri is second in 3-point field goal percentage (.396),

SEMO Probable Starters



5

Chris Harris
G / 6-3 / 205 / R-Jr.
Antioch, Ill.

15.4 ppg, 1.6 rpg,
2.4 apg



11

DQ Nicholas
G / 6-1 / 180 / So.
Atlanta, Ga.

9.2 ppg, 3.8 rpg,
2.8 apg



21

Nana Akenten
G / 6-6 / 215 / Jr.
Bolingbrook, Ill.

10.0 ppg, 6.0 rpg,
1.0 apg



25

Nygal Russell
G / 6-4 / 205 / Jr.
Houston, Texas

5.6 ppg, 7.0 rpg,
0.8 apg



31

Nolan Taylor
F / 6-7 / 260 / Gr.
Keller, Texas

12.2 ppg, 7.0 rpg,
1.6 apg



Honors & Awards

--
--

fifth in rebounding offense (38.8 rpg), second in rebounding defense (30.2 rpg), second in rebounding margin (+8.6), fifth in defensive rebounds (27.4 rpg), first in defensive rebound percentage (.856), fifth in offensive rebound percentage (.308) and fourth in 3-point field goals made (8 per game).

Shot Blockers

The Redhawks recorded seven blocks against Southern Illinois (Dec. 2). Just two games into its 2020-21 campaign, Southeast Missouri surpassed its season-best of six in 31 games a year ago -- at Morehead State (Jan. 30, 2020). SEMO posted a combined 12 blocks in its first two contests. The last time the Redhawks had that many blocks in the first two games of a season was 2007-08 (9 at Xavier, Nov. 10; 3 at Illinois State, Nov. 14).

Did You Say 50?

Southeast Missouri grabbed 50 rebounds against Southern Illinois (Dec. 2). SEMO outrebounded the Salukis 50-37 for a +13 margin. The Redhawks man-handled SIU, 18-4, on the offensive glass. SEMO last had 50 or more rebounds in a game vs. Southeastern Louisiana (50) on Dec. 6, 2014. The Redhawks became the third Ohio Valley Conference team to get 50 rebounds in a game this year.

Sharing the Basketball

The Redhawks assisted 21 of their 31 made field goals against Southern Illinois (Dec. 2). It was Southeast Missouri's highest number of assists in a game in 37 contests. The last time SEMO had over 20 assists was at Eastern Illinois (23) on Feb. 16, 2019.

Career High in Rebounds

Southeast Missouri's top rebounder with 7.3 boards per game, Nygal Russell established a new career-high with 11 rebounds vs. Southern Illinois (Dec. 2). For Russell, it was the first double-digit rebound game of his career. The 11 boards surpassed his previous career-best of eight vs. Belmont on Mar. 2, 2019.

Experienced Russell

Nygal Russell has the most experience on Southeast Missouri's 2020-21 roster. Russell is playing his third season with the Redhawks as a redshirt-junior. He has scored 369 points, dished out 90 assists, knocked down 42 three-pointers, made 77 free throws, grabbed

197 rebounds and collected 34 steals in 64 games and 21 starts during his career.

First Career Points

Eric Reed, Jr., Nate Johnson and Dylan Branson scored their first career points at Southeast Missouri vs. Southern Illinois (Dec. 2). Reed, Jr. notched 17 points, Johnson had six points, two blocks and three rebounds, and Branson added two points, four rebounds and three assists.

Korn Gets First Win

Brad Korn picked up his first career win as a head coach when Southeast Missouri hung on to beat Kansas City, 71-66, at the Negro Baseball League Museum Tip-Off Classic on Nov. 28. Korn became the first to win his debut game as a SEMO head coach in the Redhawks NCAA Division I era (since 1991-92). Carroll Williams was the last to win his first game as a SEMO head coach vs. Missouri Baptist (96-65) on Dec. 1, 1976.

Welcome to SEMO

Five players took the court for the first time at Southeast Missouri at Kansas City (Nov. 28). Eric Reed, Jr., Nolan Taylor, Nana Akenten, Nate Johnson and Dylan Branson each made their SEMO debuts. Taylor, Reed, Jr. and returnee Chris Harris all made their first career starts against the Roos.

Russell Seals It

Nygal Russell made two huge 3-pointers in the last 57 seconds and scored the final eight points of the game to nail down Southeast Missouri's first win of the season over Kansas City (Nov. 28). Russell drained the first of that pair of clutch threes to put the Redhawks ahead, 68-64, after KC made it a one-point game. Then, following two made free throws by the Roos which narrowed SEMO's lead to 68-66 with 33 seconds remaining, Russell delivered the knockout punch with his long 3-pointer as the shot clock expired. That made gave the Redhawks a 71-66 lead with two seconds left. On the final play of the game, Russell intercepted the inbounds pass to put the win on ice. For the game, he scored 14 points on 3-of-5 from the field and 5-of-8 from the free throw line. He also grabbed seven rebounds, had two blocks and collected two steals.



Harris Nets Game-High

In his first career start and his first basketball game in 384 days, guard Chris Harris put up a game-high 18 points at Kansas City (Nov. 28). Harris shot 5-of-9 from the field, knocked down three 3-pointers and made 5-of-11 free throws in his 2020-21 debut. He also dished out four assists and grabbed three rebounds in 35 minutes. Harris last played on Nov. 10, 2019 -- vs. Purdue Fort Wayne -- a game which he scored 16 points and made the game-winning 3-pointer off the bench. Harris was limited to just two games due to a knee injury in 2019-20.

Akenten Debut

Nebraska transfer Nana Akenten, who sat out the 2019-20 season due to NCAA Division I transfer regulations, gave Southeast Missouri a huge lift off the bench during his first game in a Redhawk uniform. Akenten scored 16 first-half points, made a game-high four 3-pointers and banked in a beyond halfcourt shot at Kansas City (Nov. 28). He shot 50 percent (6-of-12) from the field, grabbed six rebounds, dished out two assists, collected three steals and had two blocks in 32 minutes. Akenten finished with 17 points for the game.

Season-Opening Road Win

For the first time in its NCAA Division I era, Southeast Missouri won a season-opener outside of Cape Girardeau when it beat Kansas City, 71-66, on Nov. 28. SEMO started a season with a win over an NCAA Division I opponent for the first time in 16 years. The last time that happened was when the Redhawks edged Green Bay, 63-62, on Nov. 21, 2003.

True Road Games

Southeast Missouri has lost 20-straight true road games. SEMO did not win a road game (0-16) during the entire 2019-20 campaign. The Redhawks last true road win was at Eastern Illinois (88-79) on Feb. 16, 2019. SEMO is on nine-game losing streak in true non-conference road games. The Redhawks last non-conference road win was at Mississippi Valley State (77-57) on Dec. 4, 2018.

Getting to the Free Throw Line

Southeast Missouri attempted 35 free throws against Kansas City (Nov. 28). That total was one away from tying the Redhawks

season-high of 36 free throw attempts in 2019-20 (vs. SIUE, Feb. 15). Seven of the nine Redhawks who played against the Roos went to the free throw line. SEMO shot 21-of-35 for the game.

Season 114

The Redhawks are in their 114th season of basketball. This year marks Southeast Missouri's 30th as an NCAA Division I program. The Redhawks are 345-508 since joining the Division I ranks in 1991-92.

Roster Talk

Southeast Missouri's 2020-21 roster consists of 13 players, including one returning starter, six returnees and seven newcomers. Five new transfers are among that group, as well. Sophomore guard DQ Nicholas is the Redhawks only starter back from last season.

Up Next

The Redhawks travel to Missouri Valley Conference member Evansville on Dec. 15. UE is presently winless at 0-3, but plays two more games (vs. Eastern Illinois, Dec. 9; at Saint Louis, Dec. 12) prior to its matchup with the Redhawks.

Harris Returns

Guard Chris Harris returns from a knee injury that ended his year two games into the 2019-20 campaign. Harris came off the bench and led the Redhawks in scoring the first two games of the season before suffering his injury during practice prior to The Citadel game. He averaged 15.5 points per game and made the game-winning 3-pointer with 27 seconds left vs. Purdue Fort Wayne prior to his setback. Harris was later granted a medical hardship.

Other Returnees

Forwards Darrious Agnew and Evan Morrison, and guards Nygal Russell and Jordan Love are the rest of Southeast Missouri's returnees. Russell boasts the best 3-point field goal percentage of any returning player from last year's squad. He averaged 6.3 points and 2.3 rebounds, while rating third on the team in assists (4.2). Love saw action in 25 games and made four starts, averaging 3.2 points. Agnew participated in 22 games and started five contests in 2019-20. He added 4.7 points and 2.1 rebounds a game. Morrison appeared in 17 games off the bench.

Schedule

Southeast Missouri will play a 27-game schedule with 12 matchups at the Show Me Center in 2020-21. SEMO tips off the season at the Negro League Baseball Museum Classic in Kansas City on Nov. 27-28. The Redhawks face Northern Colorado (Nov. 27) and either host Kansas City or Greenville (Nov. 28) as part of the multiple team event. Home games with longtime rival Southern Illinois (Dec. 2) and Lipscomb (Dec. 7), and road trips to Lipscomb (Dec. 9), Evansville (Dec. 15) and Indiana State (Dec. 22) fill out the Redhawks seven-game non-conference slate. SEMO meets Atlantic Sun Conference member Lipscomb for the first time in a home-and-home series this year. In order to help address issues associated with the delayed start date and to be responsive to a desire to provide additional contests within the geographic region, OVC schedules increased from 18 to 20 games for the 2020-21 season. Overall, teams will play every OVC team once and nine schools twice. Schools were given discretion to schedule their two games against their "travel partner" separate from the 18-game conference schedule in order to provide flexibility for teams to complete their non-conference schedules. One of SEMO's games against UT Martin must be scheduled before the holiday break and the other can be scheduled at a time during the basketball season. The Redhawks open their 20-game OVC schedule at UT Martin (Dec. 12) and then host the Skyhawks in their conference home-opener six days later on Dec. 18. The rest of SEMO's home conference schedule involves dates with Tennessee State (Jan. 2), Murray State (Jan. 14), Austin Peay (Jan. 16), SIU Edwardsville (Jan. 28), Eastern Illinois (Jan. 30), Tennessee Tech (Feb. 4) and Jacksonville State (Feb. 6). Away games at Tennessee Tech (Dec. 30), Belmont (Jan. 7), Tennessee State (Jan. 9), Morehead State (Jan. 21), Eastern Kentucky (Jan. 23), Murray State (Feb. 11), Austin Peay (Feb. 13), Eastern Illinois (Feb. 25) and SIU Edwardsville (Feb. 27) complete the league schedule. The 2021 OVC Men's and Women's Basketball Tournament is set for Mar. 3-6 at the Ford Center in Evansville, Indiana. It marks the fourth year in a row the event will be held at that venue. Teams will follow approved safety protocols established in partnership with the NCAA's Core Principles of Resocialization of Collegiate Basketball and OVC guidance as it evolves based on science.




OVC Preseason Poll

Southeast Missouri was picked to finish 12th in this year's Ohio Valley Conference Preseason Poll. Austin Peay and Murray State have been picked the preseason favorites for the 2020-21 season. It marks the first time since 2009-10 that the poll produced co-favorites. Austin Peay's Terry Taylor was named OVC Preseason Player of the Year.

Team (First-Place Votes)	Pts.
Murray State (10).....	226
Austin Peay (9).....	226
Belmont (5).....	214
Eastern Kentucky.....	173
Eastern Illinois.....	153
Tennessee State	139
Jacksonville State.....	124
Morehead State.....	87
Tennessee Tech.....	84
UT Martin.....	80
SIU Edwardsville	48
Southeast Missouri	30

Redhawks in Professional Basketball

Antonius Cleveland recently signed with the Oklahoma City Thunder and will play for its G-League affiliate Oklahoma City Blue. plays for Cleveland was previously with the Dallas Mavericks on a two-way contract with the Texas Legends of the NBA G League. Cleveland, who was at Southeast Missouri from 2013-17, became the first Redhawks player signed to a NBA roster since the NBA/ABA merger in 1976. He became the first SEMO player to play and score in a NBA playoff game when he netted four points vs. the Los Angeles Clippers on Aug. 25, 2020. Cousins and Tyler Stone and Jarekious Bradley, once teammates at SEMO, are both playing overseas. Stone is with JSF Nanterre in France and Bradley is with Joensuun Kataja Basket in Finland.

**2 Jordan Love****G // 6-5 // 180 // So. // Durham, N.C.**

Snapshot: Saw action in five games off the bench...Posted a career-high four steals at Kansas City (11/28)...Scored 10 points vs. Southern Illinois (12/2)...Leads the team with seven steals.

**14 Nate Johnson****C // 6-9 // 250 // Jr. // Broward County, Fla.**

Snapshot: Scored his first points at SEMO vs. Southern Illinois (12/2)...Had six points, three rebounds and two blocks in that game...Averages 3.2 points and 3.8 rebounds per contest...Tied for second on the team with three blocks.

**3 Eric Reed, Jr.****G // 6-2 // 190 // Jr. // Baton Rouge, La.**

Snapshot: Third on the team in scoring with 11.4 ppg...Scored a season-best 19 points in his first game off the bench vs. Lipscomb (12/7)...Scored 17 points five days earlier vs. Southern Illinois (12/2)...Ranks third on the team with 10 3-pointers made...Pitched in 16 points at Evansville (12/15).

**21 Nana Akenten****G // 6-6 // 215 // Jr. // Bolingbrook, Ill.**

Snapshot: Fourth on the team in scoring with 10 ppg...First on the team with 12 three-pointers made and first with five blocks...Put together a strong effort in his SEMO debut at Kansas City (11/28)...Finished with 17 points, made a game-high four 3-pointers and a beyond halfcourt shot of about 60 feet...Made first career start as a Redhawk vs. Lipscomb (12/7).

**5 Chris Harris****G // 6-3 // 205 // R-Jr. // Antioch, Ill.**

Snapshot: Leads SEMO and is ninth in the OVC with 15.4 ppg...Leads the Redhawks in FG made (26) and is second in assists (12)...Became SEMO's first 20-point scorer of the season when he had a career-high 21 at Lipscomb (12/9)...Has scored double figures in six of seven games in his career...Scored first point of the 2020-21 campaign.

**25 Nygal Russell****G // 6-4 // 205 // Jr. // Houston, Texas**

Snapshot: Leads the team with seven rpg...Notched 14 points with eight in the final 2:52 of the game to seal SEMO's win at Kansas City (11/28)...Knocked down a pair of 3-pointers in the final 57 seconds...Also had a steal on the final play of the game...Pulled down a career-high 11 rebounds vs. Southern Illinois (12/2).

**10 Manny Patterson****F // 6-8 // 220 // Sr. // Chicago, Ill.**


Snapshot: Presently not eligible due to transfer regulations.

**31 Nolan Taylor****F // 6-7 // 260 // Gr. // Keller, Texas**


Snapshot: Second on the team in scoring with 12.2 ppg and tied for first with seven rpg...Scored double figures in four of his first five career starts at SEMO...Established season-highs in points (16), assists (5) and minutes (28) vs. Lipscomb (12/7)...Pulled down a season-best nine rebounds at Evansville (12/15)...Also ranks second on the team in free throw percentage (.708).

**11 DQ Nicholas****G // 6-1 // 180 // So. // Atlanta, Ga.**

Snapshot: Scored double figures in two of the last three games...Fifth on the team with 9.2 ppg...Had 12 points vs. Lipscomb (12/7) at home and a season-high 17 against the Bisons on the road (12/9)...Tied for third on the team with five steals...Leads the team in free throw percentage (.800).

**33 Dylan Branson****G // 6-5 // 220 // Fr. // St. Louis, Mo.**

Snapshot: Saw limited action in all five games off the bench...Scored his first career points vs. Southern Illinois (12/2)...Finished with two points, four rebounds and three assists in that game...Scored two points at Lipscomb (12/9)...Made his first career 3-pointer at Evansville (12/15).

**12 Evan Morrison****F // 6-6 // 200 // Sr. // Lee's Summit, Mo.**

Snapshot: --

**44 Darrious Agnew****F // 6-8 // 220 // Sr. // Starkville, Miss.**

Snapshot: --

**13 Parker Long****G // 6-2 // 175 // So. // Sikeston, Mo.**

Snapshot: --



Show Me Center Media Guidelines

Media may not be on the court in a team area at any time. All media in the Show Me Center must practice social distancing before, during and after games. Media members must wear face coverings at all times. Media should not enter the facility if showing any illness-related symptoms.

Media Entrance/Parking

Working media will need to enter through the NCAA Pass Gate located at the Northeast side of the Show Me Center. There will be no assigned parking for media. Parking is available on a first-come, first-serve basis in the East lot near the Show Me Center main entrance. Media will be given symptom and temperature checks upon entry.

Media Row

Due to COVID-19 policies, media row at the Show Me Center will be limited to only seven spots. There will be one spot reserved for a newspaper reporter that covers each team (home beat writer, visitor beat writer/reporter) and one spot for a reporter with SEMO's student newspaper. Two spots will be assigned to each team's official radio crew (play-by-play, analyst). Visiting radio and all print reporters will be seated on the platform located at the top of Section 117. Home radio, which serves as commentators for SEMO's ESPN+ simulcasts, will be located floor level on the north side.

Credentials

SEMO's gameday personnel, print, radio and television media will be issued Tier 3 season credentials valid for all of the Redhawks home basketball games in 2020-21. Single-game credentials will be issued to visiting team only for the spots reserved on media row (one print reporter, two radio). Credential requests need to be sent to Jeff Honza (jhonza@semo.edu or redhawk1@me.com) at least 24 hours in advance of each game. Credentials must be worn at all times in the Show Me Center. No spouses will be issued credentials for any of the media areas. Those spots are reserved for legitimate working media only.

Tier 3

Ohio Valley Conference institutions must designate their Tier 1, 2 and 3 individuals. Print, television, ESPN+, radio and photographers are classified as Tier 3. Tier 3 individuals may provide services to the playing of the game, but shall be distanced from both Tier 1 and Tier 2 individuals. Individuals in Tier 3 do not have to be tested.

Game Notes & Statistics

SEMO Basketball game notes will be available online at GoSoutheast.com and sent electronically to media prior to each game. No printed copies of game notes will be available at the Show Me Center. There will be no printed copies of official statistics available in-game or postgame for all basketball contests. We request you bring your own copies of any materials you need and a laptop or other device to access live statistics during games. Media should visit Statb.us/ISEMO for live statistics. A game program and roster card will be the only printed materials placed at each spot on media row.

Photographers/Videographers

One photographer from the Southeast Missourian, KFVS 12 and The Arrow (SEMO Student Newspaper) and SEMO's videographer may shoot from a reserved area

in Sections 105, 109, 113, and 118. Those individuals can shoot from all four of those locations, but only one person can be at a location at one time. SEMO will utilize a pool photographer for all home games. All images from the pool photographer will be available to media and the visiting opponent. The SEMO Strategic Communications staff will send a link that includes all images (downloadable) from the pool photographer upon request. In the event a visiting team videographer travels, that person will also need to shoot from those same designated areas.

Press Conferences

All postgame press conferences will be conducted virtually via Zoom. Media will be sent Zoom information and details for press conferences before every game. Head Coaches Brad Korn and Rekha Patterson, along with select student-athletes will be available. Korn and Patterson will address the media immediately following their postgame radio obligations.

No Media Hospitality

Due to COVID-19 policies, there will be no media hospitality area at the Show Me Center. Food and beverages will not be available for all games.

SEMO REDHAWKS
2020-21
SOUTHEAST MISSOURI BASKETBALL

2020-21 SCHEDULE

Month	Date	Opponent	Time
November	27	vs Northern Colorado	4 p.m.
November	28	at Kansas City/KC Area College	11 a.m./2 p.m.
December	2	SOUTHERN ILLINOIS	6:30 P.M.
December	7	LIPSCOMB	6:30 P.M.
December	9	at Lincoln	7 p.m.
December	12	at UMKC	4 p.m.
December	15	at Franklin	2 p.m.
December	18	UT MARTIN	6:30 P.M.
December	22	at Indiana State	7 p.m.
December	30	at Tennessee Tech	8 p.m.
January	2	TENNESSEE STATE	5 P.M.
January	7	at Belmont	7 p.m.
January	9	at Tennessee State	4 p.m.
January	13	MUSKOGEE STATE	6 P.M.
January	16	AUSTIN PEAY	5 P.M.
January	21	at Morehead State	6 p.m.
January	23	at Eastern Kentucky	2 p.m.
January	28	SIU EDWARDSVILLE	8 P.M.
January	30	EASTERN ILLINOIS	5 P.M.
February	6	TENNESSEE TECH	8 P.M.
February	13	JACKSONVILLE STATE	5 P.M.
February	13	at Murray State	7:30 p.m.
February	13	at Austin Peay	4 p.m.
February	18	EASTERN KENTUCKY	8 P.M.
February	19	MOREHEAD STATE	8 P.M.
February	25	at Eastern Illinois	7:30 p.m.
February	27	at SIU Edwardsville	5 p.m.
March	3	OVC Tournament First Round	Evansville, Ind.
March	4	OVC Tournament Quarterfinals	Evansville, Ind.
March	5	OVC Tournament Semifinals	Evansville, Ind.
March	6	OVC Tournament Championship	Evansville, Ind.

All Times Central & Subject to Change
Home Games in **BOLD CAPS**
*Denotes Ohio Valley Conference Game
†NBA League Baseball Museum Tip-Off Classic (Shawnee, Okla.)
All Games Live on the Radio at Real Rock 90.3 FM

GO SOUTHEAST.COM

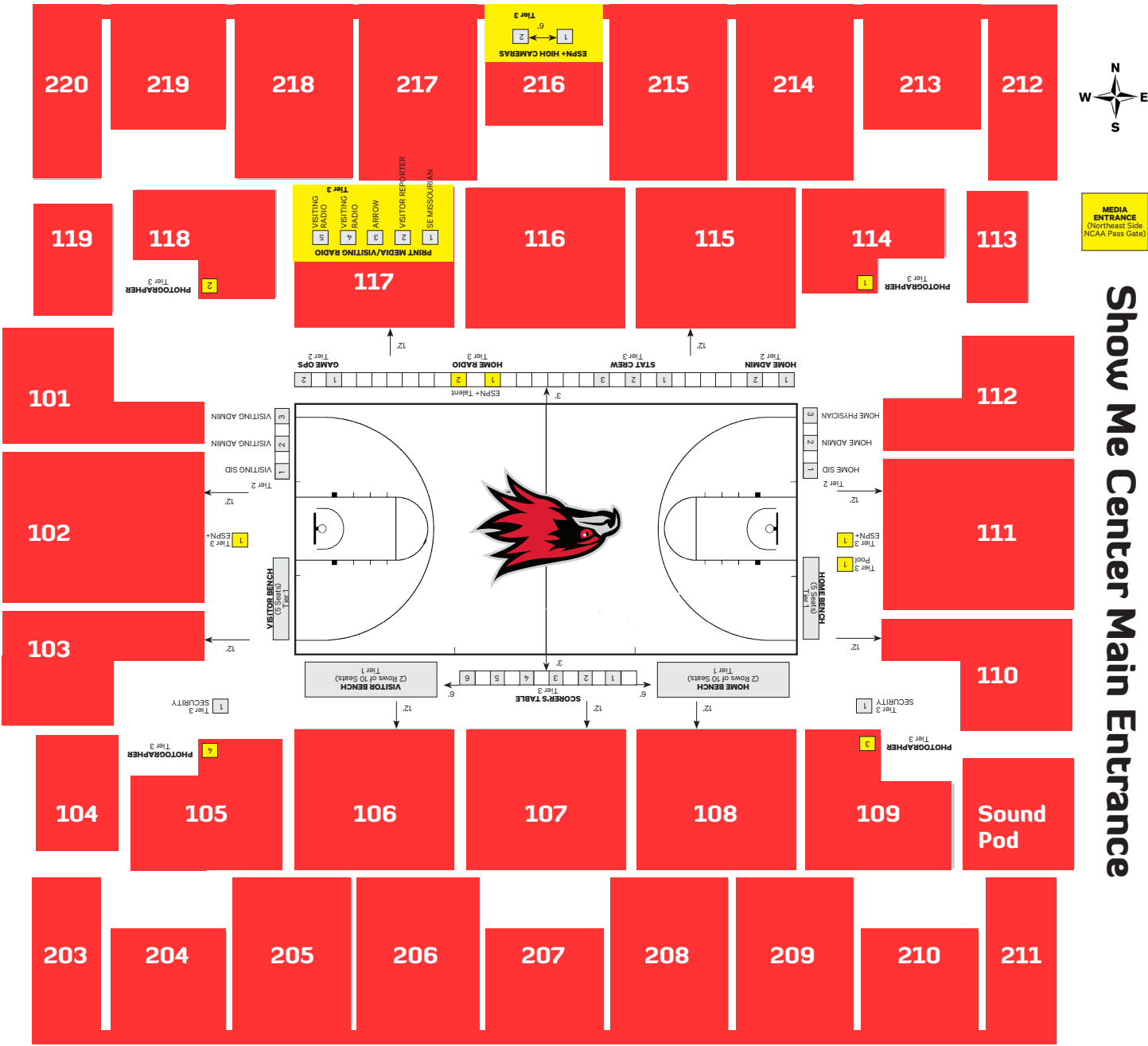
#LETSSOAR

COACHING STAFF:
BRAD KORN | HEAD COACH
CHANDLER ARNOLD | SENIOR
EVAN HANCOCK | SENIOR
NOLAN FARVER | SENIOR

Download the SEMO Basketball Media Guide at GoSoutheast.com



Media Areas in Yellow





Numerical Roster

No.	Name	Pos.	Ht.	Wt.	Cl.	Yr.	Hometown (High School/College)
2	Jordan Love	G	6-5	180	So.	3rd	Durham, N.C. (Voyager Academy)
3	Eric Reed, Jr.	G	6-2	190	Jr.	3rd	Baton Rouge, La. (University Laboratory/Howard College)
5	Chris Harris	G	6-3	205	Jr.	4th	Antioch, Ill. (Lake Forest Academy/John A. Logan College)
10	Manny Patterson	F	6-8	220	Sr.	4th	Chicago, Ill. (Kenwood Academy/Green Bay)
11	DQ Nicholas	G	6-1	180	So.	2nd	Atlanta, Ga. (Meadowcreek H.S./Scotland Prep School (Pa.)
12	Evan Morrison	F	6-6	200	Sr.	4th	Lee's Summit, Mo. (KC Christian Academy/John Wood CC)
13	Parker Long	G	6-2	175	So.	2nd	Sikeston, Mo. (Sikeston/Maryville University)
14	Nate Johnson	C	6-9	250	Jr.	3rd	Broward County Fla. (American Heritage/Seminole State College)
21	Nana Akenten	G	6-6	215	Jr.	4th	Bolingbrook, Ill. (Bolingbrook/Nebraska)
25	Nygal Russell	G	6-4	205	Jr.	4th	Houston, Texas (Seven Lakes/ASPIRE Academy (Ky.)
31	Nolan Taylor	F	6-7	260	Sr.	5th	Keller, Texas (Keller/Cal Poly)
33	Dylan Branson	G	6-5	220	Fr.	1st	St. Louis, Mo. (Mehlville)
44	Darrious Agnew	F	6-8	220	Sr.	4th	Starkville, Miss. (Starkville/East Mississippi CC)

Alphabetical Roster

No.	Name	Pos.	Ht.	Wt.	Cl.	Yr.	Hometown (High School/College)
44	Darrious Agnew	F	6-8	220	Sr.	4th	Starkville, Miss. (Starkville/East Mississippi CC)
21	Nana Akenten	G	6-6	215	Jr.	4th	Bolingbrook, Ill. (Bolingbrook/Nebraska)
33	Dylan Branson	G	6-5	220	Fr.	1st	St. Louis, Mo. (Mehlville)
5	Chris Harris	G	6-3	205	Jr.	4th	Antioch, Ill. (Lake Forest Academy/John A. Logan College)
14	Nate Johnson	C	6-9	250	Jr.	3rd	Broward County Fla. (American Heritage/Seminole State College)
13	Parker Long	G	6-2	175	So.	2nd	Sikeston, Mo. (Sikeston/Maryville University)
2	Jordan Love	G	6-5	180	So.	3rd	Durham, N.C. (Voyager Academy)
12	Evan Morrison	F	6-6	200	Sr.	4th	Lee's Summit, Mo. (KC Christian Academy/John Wood CC)
11	DQ Nicholas	G	6-1	180	So.	2nd	Atlanta, Ga. (Meadowcreek H.S./Scotland Prep School (Pa.)
10	Manny Patterson	F	6-8	220	Sr.	4th	Chicago, Ill. (Kenwood Academy/Green Bay)
3	Eric Reed, Jr.	G	6-2	190	Jr.	3rd	Baton Rouge, La. (University Laboratory/Howard College)
25	Nygal Russell	G	6-4	205	Jr.	4th	Houston, Texas (Seven Lakes/ASPIRE Academy (Ky.)
31	Nolan Taylor	F	6-7	260	Sr.	5th	Keller, Texas (Keller/Cal Poly)

Head Coach

Brad Korn, First Year (Southern Illinois, 2004)

Assitant Coaches

Keith Pickens, Third Year (Missouri State, 2013)

Dustin Yoder, First Year (Illinois, 2011)

Sam McMahon, First Year (Delaware, 2008)

Director of Operations

Aaron Proctor, First Year (Cal State San Bernardino, 2006)

Graduate Assistant

Collin Jasper

Manager

C.J. Frazier



Pronunciations

Nana Akenten.....na-nuh uh-ken-ten

Nygal Russell.....nye-juhl



Jordan Love
G // 6-5 // 180 // R-So.
Durham, N.C.



Eric Reed, Jr.
G // 6-2 // 190 // Jr.
Baton Rouge, La.



Chris Harris
G // 6-3 // 205 // R-Jr.
Antioch, Ill.



Manny Patterson
F // 6-8 // 220 // Sr.
Chicago, Ill.



DQ Nicholas
G // 6-1 // 180 // So.
Atlanta, Ga.



Evan Morrison
F // 6-6 // 200 // Sr.
Lee's Summit, Mo.



Parker Long
G // 6-2 // 175 // So.
Sikeston, Mo.



Nate Johnson
C // 6-9 // 250 // Jr.
Broward County, Fla.



Nana Akenten
G // 6-6 // 215 // R-Jr.
Bolingbrook, Ill.



Nygal Russell
G // 6-4 // 205 // R-Jr.
Durham, N.C.



Nolan Taylor
F // 6-7 // 260 // R-Sr.
Keller, Texas



Dylan Branson
G // 6-5 // 220 // Fr.
St. Louis, Mo.



Darrious Agnew
F // 6-8 // 220 // Sr.
Starkville, Miss.



Brad Korn
Head Coach // First Year
Southern Illinois, 2004



Keith Pickens
Assistant Coach // Third Year
Missouri State, 2013



Dustin Yoder
Assistant Coach // First Year
Illinois, 2011



Sam McMahon
Assistant Coach // First Year
Delaware, 2008



Aaron Proctor
Director of Operations
Cal State San Bernardino, 2006



Collin Jasper
Graduate Assistant



BRAD KORN

HEAD COACH

FIRST YEAR // SOUTHERN ILLINOIS, 2004

Brad Korn was named head coach at Southeast Missouri on Mar. 23, 2020.

Korn is the seventh head coach in SEMO's NCAA Division I era (since 1991-92). He spent five years at Big 12 Conference member Kansas State working the last four seasons as an assistant coach and one as the program's Director of Operations.

In four years back at K-State after returning following a three-year stint at Missouri State (2013-16), Korn helped the Wildcats to 82 wins and three-straight NCAA Tournament appearances. K-State posted back-to-back 25-win campaigns for the first time in school history (2017-18, 2018-19).

During his first year back in 2016-17, the squad won 21 games, including eight over teams that advanced to the

postseason, and knocked off Wake Forest in the NCAA First Four before losing to #18 Cincinnati in the NCAA South Regional First Round.

Working primarily with the post players, Korn was a big influence on the development of two-time All-Big 12 First Team selection Dean Wade, who became the fourth Wildcat to earn All-Big 12 First-Team honors in 2018 and just the second to do so in back-to-back seasons. Wade is one of just three players to rank in the school's Top 10 in both career scoring (1,510) and rebounding (685). He was instrumental in the progress of Makol Mawien, who has started all 103 games in his K-State career and emerged as one of the top big men in the Big 12.

Korn was also key in the growth of All-Big 12 selections

Wesley Iwundu and D.J. Johnson during his first season as an assistant coach in 2016-17. Iwundu, who was twice named Third Team All-Big 12, became the first Wildcat since 2008 to be taken in the NBA Draft when he was selected with 33rd overall pick by the Orlando Magic. Johnson, an honorable mention all-league selection, broke the career field goal percentage record at 59.5 percent, while setting the single-season mark for the second consecutive season at 62.3 percent in 2016-17.

Korn spent one season on Bruce Weber's inaugural staff at K-State as Director of Operations in 2012-13, helping the Wildcats to a 27-8 overall record and their first-ever Big 12 regular-season title. It was the school's first conference title since 1977, while the 27 wins

rated second-most in school history.

Overall, he has 15 years of Division I experience, which includes time at his alma mater – Southern Illinois (2004-12).

Korn has extensive ties to Weber after playing his first four years (1999-2003) for him at Southern Illinois. He redshirted in 1999-2000 before playing the next three years for Weber. He concluded his playing career for (current Purdue head coach) Matt Painter in 2003-04 before spending the next eight years (2004-12) at SIU as an assistant for then-Saluki head coach and current K-State associate head coach Chris Lowery.

Korn returned to Manhattan in May 2016 after three seasons at Missouri State, where he served as an assistant coach to then-head coach Paul Lusk from 2013-16. At MSU, he helped the



Bears to 44 wins, including a 20-win season and a trip to the CollegelInsider.com Tournament in 2013-14.

Korn helped mentor a number of All-Missouri Valley honorees during his stay at Missouri State, including 2014 All-MVC Second-Team selection Jarmar Gulley and 2016 MVC Newcomer of the Year Dequon Miller. In addition, he coached three MVC All-Freshman Team honorees in Austin Ruder in 2014 and Obediah Church and Jarred Dixon in 2016 as well as two Most Improved Team members (Dorrian Williams in 2015 and Chris Kendrix in 2016).

Prior to his first stint at K-State, Korn spent eight years (2004-12) at Southern Illinois, including his final six years as a full-time assistant under Lowery. He helped the Salukis post a 145-116 (.556) overall record with four postseason appearances,

two Missouri Valley Conference championships and one State Farm Missouri Valley Conference Tournament title. The squad won 20 or more games and advanced to the NCAA Tournament on three occasions (2005, 2006, 2007) during his tenure as an assistant coach, including a 2007 trip to the Sweet 16. He was a graduate assistant at SIU his first two years before being elevated to a full-time assistant coach on Jan. 31, 2006.

A native of Plano, Illinois, Korn helped the Salukis through one of their greatest periods of success from 1999 to 2004. The squad went from 16 wins his redshirt-freshman season to three consecutive NCAA Tournament appearances under Weber and Painter. He was also a part of three Missouri Valley regular season championships as a player.

The 6-foot-9 forward saw action in 121 games in his career, averaging 5.2 points and 2.3 rebounds in 14.5 minutes per game. As a senior, he averaged 9.7 points on 41 percent shooting with four rebounds and 1.9 assists in helping SIU to 25 wins and a 17-1 mark in MVC play. He was named to the league's Most Improved Team.

Korn earned a bachelor's degree in Marketing from Southern Illinois in 2004 and his master's degree in Administrative Studies from Missouri State in 2016. He resides in Cape Girardeau with his wife, Kristin, and daughters Brielyn and Ashtyn.



■ The Korn File

Experience:

16th Year (First at SEMO)

Hometown:

Plano, Ill.

Birthdate:

August 22, 1981

Alma Mater:

Southern Illinois, 2004

Education:

B.A. Marketing (Southern Illinois)
Master's Administrative Studies (Missouri State)

Date Hired:

March 23, 2020

Family:

Wife - Kristin
Children - Brielyn, Ashtyn

Playing Experience:

Southern Illinois, 1999-04

Coaching Experience:

Southern Illinois, Graduate Asst., 2004-06
Southern Illinois, Assistant Coach, 2006-12
Kansas State, Dir. of Operations, 2012-13
Missouri State, Assistant Coach, 2013-16
Kansas State, Assistant Coach, 2016-20
Southeast Missouri, 2020-pr.





2020-21 Statistics

Game Records

Record	Overall	Home	Away	Neutral
ALL GAMES	2-3	1-1	1-2	0-0
CONFERENCE	0-0	0-0	0-0	0-0
NON-CONFERENCE	2-3	1-1	1-2	0-0

Score by Periods

Team	1st	2nd	OT	TOT
Southeast Mo. St.	155	188	26	369
Opponents	153	180	43	376

Team Box Score

No. Player					Total		3-Point		F-Throw		Rebounds													
		GP-GS	MIN	AVG	FG-FGA	FG%	3FG-FGA	3FG%	FT-FTA	FT%	OFF	DEF	TOT	AVG	PF	DQ	A	TO	BLK	STL	PTS	AVG		
5	HARRIS, Chris	5-5	147:02	29.4	26-63	.413	11-30	.367	14-26	.538	2	6	8	1.6	12	1	12	16	0	2	77	15.4		
31	TAYLOR, Nolan	5-5	124:28	24.9	22-41	.537	0-0	.000	17-24	.708	9	26	35	7.0	14	0	8	5	2	2	61	12.2		
3	REED, JR., Eric	5-2	139:47	28.0	22-36	.611	10-17	.588	3-6	.500	6	8	14	2.8	13	0	2	5	1	3	57	11.4		
21	AKENTEN, Nana	5-3	143:26	28.7	17-38	.447	12-25	.480	4-6	.667	8	22	30	6.0	13	1	5	11	5	5	50	10.0		
11	NICHOLAS, DQ	5-5	144:11	28.8	14-42	.333	2-11	.182	16-20	.800	2	17	19	3.8	19	2	14	17	1	6	46	9.2		
25	RUSSELL, Nygal	5-5	147:28	29.5	8-23	.348	3-11	.273	9-15	.600	9	26	35	7.0	15	2	4	8	3	7	28	5.6		
2	LOVE, Jordan	5-0	119:53	24.0	10-26	.385	1-4	.250	6-15	.400	2	13	15	3.0	6	0	14	6	1	8	27	5.4		
14	JOHNSON, Nate	5-0	64:09	12.8	7-12	.583	0-0	.000	2-3	.667	9	10	19	3.8	7	0	4	1	3	0	16	3.2		
33	BRANSON, Dylan	5-0	44:36	8.9	3-6	.500	1-3	.333	0-0	.000	1	3	4	0.8	9	0	6	4	0	1	7	1.4		
Team											9	6	15					1						
Total		5	1075		129-287	.449	40-101	.396	71-115	.617	57	137	194	38.8	108	6	69	74	16	34	369	73.8		
Opponents		5	1075		124-270	.459	40-99	.404	88-118	.746	23	128	151	30.2	100	3	71	58	18	30	376	75.2		

Team Statistics

	SEMO	OPP
Scoring	369	376
Points per game	73.8	75.2
Scoring margin	-1.4	-
Field goals-att	129-287	124-270
Field goal pct	.449	.459
3 point fg-att	40-101	40-99
3-point FG pct	.396	.404
3-pt FG made per game	8.0	8.0
Free throws-att	71-115	88-118
Free throw pct	.617	.746
F-Throws made per game	14.2	17.6
Rebounds	194	151
Rebounds per game	38.8	30.2
Rebounding margin	+8.6	-
Assists	69	71
Assists per game	13.8	14.2
Turnovers	74	58
Turnovers per game	14.8	11.6
Turnover margin	-3.2	-
Assist/turnover ratio	0.9	1.2
Steals	34	30
Steals per game	6.8	6.0
Blocks	16	18
Blocks per game	3.2	3.6
Winning streak	0	-
Home win streak	1	-
Attendance	1320	663
Home games-Avg/Game	2-660	3-221
Neutral site-Avg/Game	-	0-0

Team Results

Date	Opponent		Score	Att.
11/28/2020	at Kansas City	W	71-66	175
12/02/2020	Southern Ill.	Lot	79-87	740
12/07/2020	Lipscomb	W	82-77	580
12/09/2020	at Lipscomb	Lot	74-80	488
12/15/2020	at Evansville	Lot	63-66	0



2019-20 OVC Statistics

RECORD:	OVERALL	HOME	AWAY	NEUTRAL
ALL GAMES	3-15	3-6	0-9	0-0
CONFERENCE	3-15	3-6	0-9	0-0
NON-CONFERENCE	0-0	0-0	0-0	0-0

#	Player	gp-gs	min	avg	Total		3-Point		F-Throw		Rebounds				pf	dq	a	to	blk	stl	pts	avg
					fg-fga	fg%	3fg-fga	3fg%	ft-fa	ft%	off	def	tot	avg								
00	CALDWELL, Alex	18-16	572	31.8	83-199	.417	27-81	.333	38-48	.792	11	34	45	2.5	45	2	66	41	7	11	231	12.8
23	TOLBERT, Sage	18-18	516	28.7	63-108	.583	2-7	.286	54-81	.667	48	78	126	7.0	53	2	19	31	19	15	182	10.1
03	HOGAN, Skyler	18-17	517	28.7	65-169	.385	32-88	.364	18-20	.900	6	65	71	3.9	26	0	17	18	3	4	180	10.0
25	RUSSELL, Nygal	16-7	354	22.1	47-101	.465	22-52	.423	15-22	.682	7	43	50	3.1	30	0	31	28	1	12	131	8.2
10	WILSON, Quatarrius	18-15	368	20.4	49-97	.505	0-5	.000	44-66	.667	44	45	89	4.9	60	3	17	27	5	7	142	7.9
11	NICHOLAS, DQ	17-7	394	23.2	38-99	.384	9-32	.281	30-42	.714	5	34	39	2.3	27	0	33	23	2	14	115	6.8
13	GABLE, Isaiah	18-3	385	21.4	33-90	.367	18-63	.286	14-17	.824	5	37	42	2.3	43	0	11	15	2	4	98	5.4
02	LOVE, Jordan	17-4	258	15.2	24-70	.343	4-16	.250	17-27	.630	11	17	28	1.6	18	0	17	22	2	5	69	4.1
04	KAO, Oscar	9-3	106	11.8	10-30	.333	3-8	.375	6-6	1.000	2	11	13	1.4	18	0	8	13	0	4	29	3.2
01	CUFFEE, Khalil	6-0	28	4.7	7-14	.500	4-10	.400	1-2	.500	0	1	1	0.2	3	0	3	1	1	0	19	3.2
44	AGNEW, Darrious	9-0	59	6.6	5-21	.238	0-1	.000	6-9	.667	3	8	11	1.2	9	1	3	4	0	2	16	1.8
12	MORRISON, Evan	11-0	68	6.2	2-9	.222	1-7	.143	0-0	.000	2	3	5	0.5	4	0	1	1	0	1	5	0.5
Team											27	30	57					2				
Total.....		18	3625		426-1007	.423	122-370	.330	243-340	.715	171	406	577	32.1	336	8	226	226	42	79	1217	67.6
Opponents.....		18	3625		499-1024	.487	136-360	.378	246-345	.713	175	467	642	35.7	316	-	277	210	59	93	1380	76.7

TEAM STATISTICS

	SEMO	OPP
SCORING	1217	1380
Points per game	67.6	76.7
Scoring margin	-9.1	-
FIELD GOALS-ATT	426-1007	499-1024
Field goal pct	.423	.487
3 POINT FG-ATT	122-370	136-360
3-point FG pct	.330	.378
3-pt FG made per game	6.8	7.6
FREE THROWS-ATT	243-340	246-345
Free throw pct	.715	.713
F-Throws made per game	13.5	13.7
REBOUNDS	577	642
Rebounds per game	32.1	35.7
Rebounding margin	-3.6	-
ASSISTS	226	277
Assists per game	12.6	15.4
TURNOVERS	226	210
Turnovers per game	12.6	11.7
Turnover margin	-0.9	-
Assist/turnover ratio	1.0	1.3
STEALS	79	93
Steals per game	4.4	5.2
BLOCKS	42	59
Blocks per game	2.3	3.3
ATTENDANCE	12153	19371
Home games-Avg/Game	9-1350	9-2152
Neutral site-Avg/Game	-	0-0

Date	Opponent	Score	Att.
* 01-02-20	at Austin Peay	L 63-78	917
* 01-04-20	at Murray St.	L 59-81	4125
* 01-09-20	BELMONT	L 64-89	1097
* 01-11-20	TENNESSEE STATE	L 73-75	1012
* 01-16-20	AUSTIN PEAY	L 59-84	989
* 01-18-20	MURRAY ST.	Lot 91-96	1784
* 01-23-20	at SIUE	L 65-84	655
* 01-25-20	at Eastern Illinois	L 59-61	1538
* 01-30-20	at Morehead State	L 74-90	4892
* 02-01-20	at Eastern Kentucky	L 57-70	2937
* 02-06-20	JACKSONVILLE STATE	w 76-72	1256
* 02-08-20	TENNESSEE TECH	L 60-62	1486
* 02-13-20	UT MARTIN	w 74-72	1076
* 02-15-20	SIUE	w 75-71	1678
* 02-20-20	at Jacksonville St.	L 58-65	1256
* 02-22-20	at Tennessee Tech	L 62-71	1847
* 02-27-20	EASTERN ILLINOIS	L 70-72	1775
* 02-29-20	at UT Martin	L 78-87	1204

* = Conference game

! = Cable Car Classic (Santa Clara, Calif.)

Score by Periods	1st	2nd	OT	Totals
Southeast Missouri	576	628	13	1217
Opponents	678	684	18	1380



Comparison Game-by-Game (SEMO/Opponent)

Opponent	1st	2nd	Score	Mar	Total FG	FG Pct	3-Pointers	3FG Pct	Free Throws	FT Pct	Rebounds (Mar)	Assist	T/Over	Block	Steal	Fouls
Kansas City	37/31	34/35	71-66	+5	20-41/24-52	.488/.462	10-23/4-13	.435/.308	21-35/14-23	.600/.609	31/32 (1)	12/13	17/17	5/2	11/13	22/25
Southern Illinois	31/29	40/42	79-87	(8)	31-74/25-58	.419/.431	6-19/9-21	.316/.429	11-21/28-35	.524/.800	50/37 +13	21/13	13/9	7/7	6/5	28/18
Lipscomb	39/37	43/40	82-77	+5	30-62/28-51	.484/.549	10-26/10-22	.385/.455	12-16/11-14	.750/.786	31/25 +6	19/22	7/13	1/2	6/1	12/16
Lipscomb	22/32	41/31	74-8	(6)	25-55/26-55	.455/.473	6-17/9-20	.353/.450	18-28/19-24	.643/.792	41/25 +16	8/15	21/10	3/3	7/7	22/24
Evansville	26/24	30/32	63-66	(3)	23-55/21-54	.418/.389	8-16/8-23	.500/.348	9-15/16-22	.600/.727	41/32 +9	9/8	16/9	0/4	4/4	24/17
UT Martin																
Indiana State																
Tennessee Tech																
Tennessee State																
Belmont																
Tennessee State																
Murray State																
Austin Peay																
Morehead State																
Eastern Kentucky																
SIU Edwardsville																
Eastern Illinois																
Tennessee Tech																
Jacksonville State																
Murray State																
Austin Peay																
Eastern Kentucky																
Morehead State																
Eastern Illinois																
SIU Edwardsville																

Points in the Paint, Second Chance Points, Points Off Turnovers, Fastbreak Points, Bench Points

Opponent	W/L	POINTS IN THE PAINT		2ND CHANCE POINTS		POINTS OFF TURNOVERS		FAST BREAK POINTS		BENCH POINTS	
		SEMQ	OPP.	SEMQ	OPP.	SEMQ	OPP.	SEMQ	OPP.	SEMQ	OPP.
Kansas City	W	16	40	6	8	21	16	8	12	21	10
Southern Illinois	L	38	32	17	2	10	15	6	4	26	17
Lipscomb	W	28	32	12	1	23	7	4	2	23	8
Lipscomb	L	32	34	17	2	17	30	0	6	17	18
Evansville	L	24	20	12	7	13	12	8	9	28	14
UT Martin											
Indiana State											
Tennessee Tech											
Tennessee State											
Belmont											
Tennessee State											
Murray State											
Austin Peay											
Morehead State											
Eastern Kentucky											
SIU Edwardsville											
Eastern Illinois											
Tennessee Tech											
Jacksonville State											
Murray State											
Austin Peay											
Eastern Kentucky											
Morehead State											
Eastern Illinois											
SIU Edwardsville											

SOUTHEAST MISSOURI BASKETBALL NOTES // UT MARTIN



Game-by-Game Leaders

<u>Opponent</u>	<u>W/L</u>	<u>Score</u>	<u>Points</u>	<u>Rebounds</u>	<u>Assists</u>	<u>Blocks</u>	<u>Steals</u>
Kansas City	W	71-66	Harris - 18	Taylor, Russell - 7	Harris - 4	Russell - 2	Love - 4
Southern Illinois	L	79-87 ^{OT}	Reed, Jr. -17	Russell - 11	Harris - 5	Johnson, Akenten - 2	Russell - 2
Lipscomb	W	92-77	Harris, Reed, Jr. - 19	Taylor - 8	Taylor, Nicholas - 5	Taylor - 1	Nicholas - 3
Lipscomb	L	74-80 ^{OT}	Harris - 21	Russell - 8	Akenten, Love - 2	Taylor, Nicholas, Akenten - 1	Russell, Love - 2
Evansville	L	63-66 ^{OT}	Reed, Jr. - 16	Taylor - 9	Nicholas - 4	-	Nicholas, Russell, Reed, Jr., Love - 1

UT Martin
 Indiana State
 Tennessee Tech
 Tennessee State
 Belmont
 Tennessee State
 Murray State
 Austin Peay
 Morehead State
 Eastern Kentucky
 SIU Edwardsville
 Eastern Illinois
 Tennessee Tech
 Jacksonville State
 Murray State
 Austin Peay
 Eastern Kentucky
 Morehead State
 Eastern Illinois
 SIU Edwardsville

Game-by-Game Starters

<u>Opponent</u>	<u>W/L</u>	<u>Score</u>	<u>Guard</u>	<u>Guard</u>	<u>Guard</u>	<u>Guard</u>	<u>Forward</u>	<u>First Man Off the Bench</u>
Kansas City	W	71-66	Nicholas	Harris	Reed, Jr.	Russell	Taylor	Akenten, 17 pts., 6 reb., 3 steals, 2 blocks, 32 min.
Southern Illinois	L	79-87 ^{OT}	Nicholas	Harris	Reed, Jr.	Russell	Taylor	Johnson, 6 pts., 3 reb., 2 blocks, 14 min.
Lipscomb	W	82-77	Nicholas	Harris	Akenten	Russell	Taylor	Reed, Jr., 19 pts., 23 min.
Lipscomb	L	74-80 ^{OT}	Nicholas	Harris	Akenten	Russell	Taylor	Reed, Jr., 5 pts., 3 reb., 30 min.
Evansville	L	63-66 ^{OT}	Nicholas	Harris	Akenten	Russell	Taylor	Johnson, 6 pts., 3 reb., 14 min.

UT Martin
 Indiana State
 Tennessee Tech
 Tennessee State
 Belmont
 Tennessee State
 Murray State
 Austin Peay
 Morehead State
 Eastern Kentucky
 SIU Edwardsville
 Eastern Illinois
 Tennessee Tech
 Jacksonville State
 Murray State
 Austin Peay
 Eastern Kentucky
 Morehead State
 Eastern Illinois
 SIU Edwardsville

Starting Lineup Combinations

<u>Record</u>	<u>Guard</u>	<u>Guard</u>	<u>Guard</u>	<u>Guard</u>	<u>Forward</u>
1-1	Nicholas	Harris	Reed, Jr.	Russell	Taylor
1-2	Nicholas	Harris	Akenten	Russell	Taylor



SOUTHEAST MISSOURI BASKETBALL NOTES // UT MARTIN

	Score	FG-A	Pct.	3FG-A	Pct.	FT-A	Pct.	OFF	DEF	Total	F	A	TO	B	S
Southeast Missouri	W, 71-66	20-41	.488	10-23	.435	21-35	.600	3	28	31	22	12	17	5	11
Kansas City		24-52	.462	4-13	.308	14-23	.609	7	25	32	25	13	17	2	13
Southeast Missouri	L, 79-87 OT	31-74	.419	6-19	.316	11-21	.524	18	32	50	28	21	13	7	6
Southern Illinois		25-58	.431	9-21	.429	28-35	.800	4	33	37	18	13	9	7	5
Southeast Missouri	W, 82-77	30-62	.484	10-26	.385	12-16	.750	11	20	31	12	19	7	1	6
Lipscomb		28-51	.549	10-22	.455	11-14	.786	4	21	25	16	22	13	2	1
Southeast Missouri	L, 74-80 OT	25-55	.455	6-17	.353	18-28	.643	15	26	41	22	8	21	3	7
Lipscomb		26-55	.473	9-20	.450	19-24	.792	3	22	25	24	15	10	3	7
Southeast Missouri	L, 63-66 OT	23-55	.418	8-16	.500	9-15	.600	10	31	41	24	9	16	0	4
Evansville		21-54	.389	8-23	.348	16-22	.727	5	27	32	17	8	9	4	4
Southeast Missouri															
UT Martin															
Southeast Missouri															
Indiana State															
Southeast Missouri															
Tennessee Tech															
Southeast Missouri															
Tennessee State															
Southeast Missouri															
Belmont															
Southeast Missouri															
Tennessee State															
Southeast Missouri															
Murray State															
Southeast Missouri															
Austin Peay															
Southeast Missouri															
Morehead State															
Southeast Missouri															
Eastern Kentucky															
Southeast Missouri															
SIU Edwardsville															
Southeast Missouri															
Eastern Illinois															
Southeast Missouri															
Tennessee Tech															
Southeast Missouri															
Jacksonville State															
Southeast Missouri															
Murray State															
Southeast Missouri															
Austin Peay															
Southeast Missouri															
Eastern Kentucky															
Southeast Missouri															
Morehead State															
Southeast Missouri															
Eastern Illinois															
Southeast Missouri															
SIU Edwardsville															



2020-21 Game-by-Game Leaders Summary (# of Games)

Points

Chris Harris.....	3
Erick Reed, Jr.....	3

Rebounds

Nygal Russell.....	3
Nolan Taylor.....	3

Assists

Chris Harris.....	2
DQ Nicholas.....	2
Nolan Taylor.....	1
Nana Akenten.....	1
Jordan Love.....	1

Blocks

Nana Akenten.....	3
Nolan Taylor.....	2
Nygal Russell.....	1
Nate Johnson.....	1
DQ Nicholas.....	1

Steals

Jordan Love.....	3
Nygal Russell.....	3
DQ Nicholas.....	2
Eric Reed, Jr.....	1

Dunks (# for 2020-21 Season)

Nana Akenten.....	1
Nate Johnson.....	1

Games Played/Started

	2020-21	Career
Nygal Russell	5/5	64/21
DQ Nicholas	5/5	35/24
Jordan Love	5/0	30/4
Darrious Agnew	-	22/5
Evan Morrison	-	17/0
Chris Harris	5/5	7/5
Nolan Taylor	5/5	5/5
Eric Reed, Jr.	5/2	5/2
Nana Akenten	5/3	5/3
Nate Johnson	5/0	5/0
Dylan Branson	5/0	5/0

Career Ledger

Double-Digit Point Games

	2020-21	Career
Nygal Russell.....	1	12
DQ Nicholas.....	2	11
Chris Harris.....	4	6
Nolan Taylor.....	4	4
Eric Reed, Jr.....	3	3
Jordan Love.....	1	3
Darrious Agnew.....	-	3
Nana Akenten.....	2	2

Double-Digit Rebound Games

	2020-21	Career
Nygal Russell.....	1	1

20+ Point Games

	2020-21	Career
DQ Nicholas.....	-	3
Nygal Russell.....	-	1
Chris Harris.....	1	1

8+ Rebound Games

	2020-21	Career
Nygal Russell.....	2	3
Nolan Taylor.....	2	2
Nana Akenten.....	1	1

5+ Assist Games

	2020-21	Career
Nygal Russell.....	-	4
DQ Nicholas.....	1	2
Jordan Love.....	-	1
Chris Harris.....	1	1
Nolan Taylor.....	1	1

3+ Steal Games

	2020-21	Career
Nygal Russell.....	-	2
DQ Nicholas.....	1	2
Jordan Love.....	1	1
Nana Akenten.....	1	1

Double-Doubles

	2020-21	Career
--		

SEMO's 2020-21 Record:

At Home.....	1-1
On the Road.....	0-2
At Neutral Sites.....	1-0
In Ohio Valley Conference Games.....	0-0
In November.....	1-0
In December.....	1-3
In January.....	0-0
In February.....	0-0
In March.....	0-0
Leading at the Half.....	2-2
Trailing at the Half.....	0-1
Tied at the Half.....	0-0
In Overtime Games.....	0-3
The Redhawks Score First.....	0-2
In 1-4 Point Games.....	0-1
In 5-9 Point Games.....	2-2
In 10-14 Point Games.....	0-0
In 15+ Point Games.....	0-0
Leading with Five Minutes Left in Regulation.....	2-2
Trailing with Five Minutes Left in Regulation.....	0-1
Tied with Five Minutes Left in Regulation.....	0-0
Scoring Less than 50 Points.....	0-0
Scoring 50-59 Points.....	0-0
Scoring 60-69 Points.....	0-1
Scoring 70-79 Points.....	1-2
Scoring 80-89 Points.....	1-0
Scoring 90-99 Points.....	0-0
Scoring 100 or more Points.....	0-0
Giving up Less Than 50 Points.....	0-0
Giving up 50-59 Points.....	0-0
Giving up 60-69 Points.....	1-1
Giving up 70-79 Points.....	1-0
Giving up 80-89 Points.....	0-2
Giving up 90-99 Points.....	0-0
Giving up 100 or more Points.....	0-0
Shooting 50% or Better from the Field.....	0-0
Shooting Less Than 50% from the Field.....	2-3
Opponent Shoots 50% or Better from the Field.....	1-0
Opponent Shoots Less Than 50% from the Field.....	1-3
Outshooting Opponent.....	1-1
Outshot by Opponent.....	1-2
Field Goal Percentage is Tied.....	0-0
Shooting 50% or Better from 3-Point Range.....	0-1
Shooting Less Than 50% from 3-Point Range.....	2-2
Opponent Shoots 50% or Better from 3-Point Range.....	0-0
Opponent Shoots Less Than 50% from 3-Point Range.....	2-3
Shooting 50% or Better from the Free Throw Line.....	2-3
Shooting Less Than 50% from the Free Throw Line.....	0-0
Opponent Shoots 50% or Better from the Free Throw Line.....	2-2
Opponent Shoots Less Than 50% from the Free Throw Line.....	0-1
Shooting More Free Throws Than Opponent.....	2-1
Shooting Less Free Throws Than Opponent.....	0-2
Free Throws are Tied.....	0-0
Southeast's Starters Outscore Opponent's Starters.....	0-0
Opponent's Starters Outscore Southeast's Starters.....	2-3
Starter Scoring is Tied.....	0-0
Bench Outscores Opponent.....	2-2
Opponent Bench Outscores Southeast.....	0-1
Bench Scoring is Tied.....	0-0
Bench Contributes Double Figures in Points.....	2-3
No Redhawk Players Score Double Figures.....	0-0
Two Redhawk Players Score Double Figures.....	0-1
3+ Redhawk Players Score Double Figures.....	2-2
Outrebounding an Opponent.....	1-3
Opponent Outrebounds Southeast.....	1-0
Rebounds are Tied.....	0-0
Getting 10+ Assists.....	2-1
Getting 10+ Steals.....	1-0
Getting 5+ Blocks.....	1-1
Forcing more Turnovers than Opponent.....	1-0
Committing more Turnovers than Opponent.....	0-3
Turnovers are Tied.....	1-0



// Forward
// 6-8 // 220
// Senior (4)
// Starkville, Miss.
// Starkville H.S.
// East Mississippi CC

DARRIOUS AGNEW

44

2019-20: Participated in 28 games and started seven...Ranked fourth on the team with 23 three-pointers made...Averaged 6.3 points and 2.9 rebounds...Rated third on the team with 42 assists...Added 19 steals, good for fourth-best...Averaged 18.3 minutes per game...Scored double figures seven times with a season-high 21 points vs. Tennessee Tech (2/8)...Pitched in 16 points at Morehead State (1/30)...Had a season-best seven rebounds at Santa Clara (11/29)...Started each of the final six games of the season...Averaged 8.2 points and 3.1 rebounds per game in Ohio Valley Conference play...Southeast Scholar-Athlete.

Agnew's Game-by-Game Statistics

2020-21	FG	3P	FT	O/D	REB	E	PTS	A	TO	B	S	M
vs. Kansas City	DNP	-	-	-	-	-	-	-	-	-	-	-
Southern Illinois	DNP	-	-	-	-	-	-	-	-	-	-	-
Lipscomb	DNP	-	-	-	-	-	-	-	-	-	-	-
at Lipscomb	DNP	-	-	-	-	-	-	-	-	-	-	-
at Evansville	DNP	-	-	-	-	-	-	-	-	-	-	-
UT Martin												
at Indiana State												
at Tennessee Tech												
Tennessee State												
at Belmont												
at Tennessee State												
Murray State												
Austin Peay												
at Morehead State												
at Eastern Kentucky												
SIU Edwardsville												
Eastern Illinois												
Tennessee Tech												
Jacksonville State												
at Murray State												
at Austin Peay												
Eastern Kentucky												
Morehead State												
at Eastern Illinois												
at SIU Edwardsville												

* - Game Started

2020-21 Season-Highs

Points	-
Total Rebounds	-
Offensive	-
Defensive	-
FG Made	-
FG Attempted	-
3-Point FG Made	-
3-Point FG Attempted	-
FT Made	-
FT Attempted	-
Assists	-
Blocks	-
Steals	-
Minutes	-

Career-Highs

Points	17	at Youngstown State (12/15/19)
Total Rebounds	6	2x, last at Youngstown State (12/15/19)
Offensive	3	vs. Cal State Fullerton (11/27/19)
Defensive	4	2x, last vs. Murray State (1/18/20)
FG Made	8	at Youngstown State (12/15/19)
FG Attempted	14	at Youngstown State (12/15/19)
3-Point FG Made	1	2x, last at Drake (12/7/19)
3-Point FG Attempted	2	vs. Cal State Fullerton (11/27/19)
FT Made	5	at Santa Clara (11/29/19)
FT Attempted	6	at Santa Clara (11/29/19)
Assists	4	at Drake (12/7/19)
Blocks	-	-
Steals	2	3x, last at Youngstown State (12/15/19)
Minutes	22	vs. Murray State (1/18/20)

Agnew's Career Statistics at Southeast Missouri

Overall																					
Season	G-GS	Min	Avg	FG-FGA	Pct	3FG-3FGA	Pct	FT-FTA	Pct	Off	Def	Tot	Avg	PF	FO	A	TO	Blk	Stl	Pts	Avg
2019-20	22-5	234	10.6	39-93	.419	2-8	.250	23-35	.657	15	31	46	2.1	35	1	10	20	0	11	103	4.7
2020-21																					
Total																					
Ohio Valley Conference Games Only																					
Season	G-GS	Min	Avg	FG-FGA	Pct	3FG-3FGA	Pct	FT-FTA	Pct	Off	Def	Tot	Avg	PF	FO	A	TO	Blk	Stl	Pts	Avg
2019-20	9-0	59	6.6	5-21	.238	0-1	.000	6-9	.667	3	8	11	1.2	9	1	3	4	0	2	16	1.8
2020-21																					
Total																					



NANA AKENTEN

21

2020-21: Ranks fourth on the team in scoring and second in rebounding with 10 points and six rebounds per game, respectively...Leads the team in 3-point field goals made (12)...Leads the team and is tied for ninth in the Ohio Valley Conference with five blocks... Made a smashing Southeast Missouri debut when he came off the bench to score 17 points, including 16 in the first half at Kansas City (11/28)...Shot 6-of-12 from the field and finished with a game-high four 3-pointers against the Roos...Had two assists, three steals, two blocks and made a beyond halfcourt shot in that game...Followed that up with eight points and eight rebounds vs. Southern Illinois (12/2)...Scored nine points and had seven rebounds in his first career SEMO start vs. Lipscomb (12/7)...Started each of the last three games...Scored double figures in two contests.

Nebraska: Played in 28 games in 2018-19, averaging 4.3 points and 2.5 rebounds per game while being one of the Huskers' first subs off the bench... His two starts came against Oklahoma State and Cal State Fullerton...Ranked sixth on the team with 24 three-pointers and shot 30 percent from long range...Reached double figures three times with a career-high 19 points in 13 minutes against Mississippi Valley State in the season-opener...Made a career-high five 3-pointers in that game, one of four contests with at least three 3-pointers...Had 11 points on 4-of-6 shooting in a win over Missouri State and 11 points on 5-of-7 field goals at #9 Michigan...Scored five or more points 10 times, including three times in Big Ten Conference play...Missed Nebraska's last six games due to a suspension for violation of team rules that led to his decision to transfer on Apr. 17, 2019...Provided depth on the wing as a freshman in 2017-18...Saw action in seven games, tallying seven points and two rebounds in 21 minutes...Made 3-pointers against Marist and Delaware State...Played a season-high six minutes at #3 Michigan State.

Akenten's Game-by-Game Statistics

2020-21	FG	3P	FT	O/D	REB	E	PTS	A	TO	B	S	M
vs. Kansas City	6-12	4-9	1-2	0/6	6	2	17	2	2	2	3	32
Southern Illinois	3-7	1-4	1-2	1/7	8	5	8	1	5	2	1	32
Lipscomb*	3-10	3-6	0-0	3/4	7	1	9	0	1	0	0	29
at Lipscomb*	1-3	0-2	0-0	1/3	4	2	2	2	2	1	1	22
at Evansville*	4-6	4-4	2-2	3/2	5	3	14	0	1	0	0	28
UT Martin												
at Indiana State												
at Tennessee Tech												
Tennessee State												
at Belmont												
at Tennessee State												
Murray State												
Austin Peay												
at Morehead State												
at Eastern Kentucky												
SIU Edwardsville												
Eastern Illinois												
Tennessee Tech												
Jacksonville State												
at Murray State												
at Austin Peay												
Eastern Kentucky												
Morehead State												
at Eastern Illinois												
at SIU Edwardsville												
Totals	17-38	12-25	4-6	8/22	30	13	50	5	11	5	5	143


* - Game Started

2020-21 Season-Highs

Points	16	vs. Kansas City (11/28/20)
Total Rebounds	8	vs. Southern Illinois (12/2/20)
Offensive	3	2x, last at Evansville (12/15/20)
Defensive	7	vs. Southern Illinois (12/2/20)
FG Made	6	vs. Kansas City (11/28/20)
FG Attempted	12	vs. Kansas City (11/28/20)
3-Point FG Made	4	2x, last at Evansville (12/15/20)
3-Point FG Attempted	9	vs. Kansas City (11/28/20)
FT Made	2	at Evansville (12/15/20)
FT Attempted	2	3x, last at Evansville (12/15/20)
Assists	2	2x, last at Lipscomb (12/9/20)
Blocks	2	2x, last vs. Southern Illinois (12/2/20)
Steals	3	vs. Kansas City (11/28/20)
Minutes	32	2x, last vs. Southern Illinois (12/2/20)

Akenten's Career Statistics at Southeast Missouri

Season	G-GS	Min	Avg	FG-FGA	Pct	3FG-3FGA	Pct	FT-FTA	Pct	Off	Def	Tot	Avg	PF	FO	A	TO	Blk	Stl	Pts	Avg
2020-21	5-3	143	28.6	17-38	.447	12-25	.480	4-6	.667	8	22	30	6.0	13	1	5	11	5	5	50	10.0
Ohio Valley Conference Games Only																					
Season	G-GS	Min	Avg	FG-FGA	Pct	3FG-3FGA	Pct	FT-FTA	Pct	Off	Def	Tot	Avg	PF	FO	A	TO	Blk	Stl	Pts	Avg
2020-21																					



DYLAN BRANSON

33

2020-21: Saw limited action off the bench in each of Southeast Missouri's first five games...Scored the first points of his college career when he finished with two vs. Southern Illinois (12/2)...Also had four rebounds and dished out three assists in eight minutes against the Salukis...Played five minutes in his first career college game at Kansas City (11/28)...Had one steal against the Roos...Logged 13 minutes and scored two points at Lipscomb (12/9)...Splashed in the first 3-pointer of his career at Evansville (12/15).

Prep: Versatile player who attended Mehlville High School where he helped turn around a program that went 9-14 his freshman year...Mehlville claimed two MSHSAA Class 5 District titles along the way...Averaged 16 points, six rebounds and six assists as a senior...Scored double figures 24 times and finished with over 20 points on six occasions that year.

Personal: Born October 21, 2001...Majoring in Social Studies...Son of Jeff and Kathleen Branson...Has four siblings, including Christian (brother), King (brother), Davion (brother) and Danielle (sister).

Branson's Game-by-Game Statistics

2020-21	FG	3P	FT	O/D	REB	E	PTS	A	TO	B	S	M
vs. Kansas City	0-0	0-0	0-0	0/0	0	1	0	0	2	0	1	5
Southern Illinois	1-3	0-1	0-0	1/3	4	3	2	3	0	0	0	8
Lipscomb	0-1	0-1	0-0	0/0	0	1	0	1	0	0	0	8
at Lipscomb	1-1	0-0	0-0	0/0	0	3	2	1	2	0	0	13
at Evansville	1-1	1-1	0-0	0/0	0	1	3	1	0	0	0	11
UT Martin												
at Indiana State												
at Tennessee Tech												
Tennessee State												
at Belmont												
at Tennessee State												
Murray State												
Austin Peay												
at Morehead State												
at Eastern Kentucky												
SIU Edwardsville												
Eastern Illinois												
Tennessee Tech												
Jacksonville State												
at Murray State												
at Austin Peay												
Eastern Kentucky												
Morehead State												
at Eastern Illinois												
at SIU Edwardsville												
Totals	3-6	1-3	0-0	1/3	4	9	7	6	4	0	1	45

* - Game Started

2020-21 Season/Career-Highs

Points	3	at Evansville (12/15/20)
Total Rebounds	4	vs. Southern Illinois (12/2/20)
Offensive	1	vs. Southern Illinois (12/2/20)
Defensive	3	vs. Southern Illinois (12/2/20)
FG Made	1	3x, last at Evansville (12/15/20)
FG Attempted	3	vs. Southern Illinois (12/2/20)
3-Point FG Made	1	at Evansville (12/15/20)
3-Point FG Attempted	1	2x, last at Evansville (12/15/20)
FT Made	-	-
FT Attempted	-	-
Assists	3	vs. Southern Illinois (12/2/20)
Blocks	-	-
Steals	1	vs. Kansas City (11/28/20)
Minutes	13	at Lipscomb (12/9/20)

Branson's Career Statistics at Southeast Missouri

Season	G-GS	Min	Avg	FG-FGA	Pct	3FG-3FGA	Pct	FT-FTA	Pct	Off	Def	Tot	Avg	PF	FO	A	TO	Blk	Stl	Pts	Avg
2020-21	5-0	45	9.0	3-6	.500	1-3	.333	0-0	.000	1	3	4	0.8	9	0	6	4	0	1	7	1.4
Ohio Valley Conference Games Only																					
Season	G-GS	Min	Avg	FG-FGA	Pct	3FG-3FGA	Pct	FT-FTA	Pct	Off	Def	Tot	Avg	PF	FO	A	TO	Blk	Stl	Pts	Avg
2020-21																					



CHRIS HARRIS

5

Harris' Game-by-Game Statistics

2020-21	FG	3P	FT	O/D	REB	E	PTS	A	TO	B	S	M
vs. Kansas City*	5-9	3-6	5-11	1/2	3	1	18	4	4	0	0	35
Southern Illinois*	6-15	1-6	2-2	1/0	1	5	15	5	2	0	1	22
Lipscomb*	7-13	3-7	2-2	0/0	0	0	19	3	2	0	1	30
at Lipscomb*	7-17	4-8	3-8	0/2	2	2	21	0	4	0	0	35
at Evansville*	1-9	0-3	2-3	0/2	2	4	4	0	4	0	0	25
UT Martin												
at Indiana State												
at Tennessee Tech												
Tennessee State												
at Belmont												
at Tennessee State												
Murray State												
Austin Peay												
at Morehead State												
at Eastern Kentucky												
SIU Edwardsville												
Eastern Illinois												
Tennessee Tech												
Jacksonville State												
at Murray State												
at Austin Peay												
Eastern Kentucky												
Morehead State												
at Eastern Illinois												
at SIU Edwardsville												
Totals	26-63	11-30	14-26	2/6	8	12	77	12	16	0	2	147

* - Game Started

2020-21 Season-Highs


Points.....	21	at Lipscomb (12/9/20)
Total Rebounds.....	3	vs. Kansas City (11/28/20)
Offensive.....	1	2x, last vs. Southern Illinois (12/2/20)
Defensive.....	2	2x, last at Evansville (12/15/20)
FG Made.....	7	2x, last at Lipscomb (12/9/20)
FG Attempted.....	17	at Lipscomb (12/9/20)
3-Point FG Made.....	4	at Lipscomb (12/9/20)
3-Point FG Attempted.....	8	at Lipscomb (12/9/20)
FT Made.....	5	vs. Kansas City (11/28/20)
FT Attempted.....	11	vs. Kansas City (11/28/20)
Assists.....	5	vs. Southern Illinois (12/2/20)
Blocks.....	-	-
Steals.....	1	2x, last vs. Lipscomb (12/7/20)
Minutes.....	35	2x, last at Lipscomb (12/9/20)

Career-Highs

Points.....	21	at Lipscomb (12/9/20)
Total Rebounds.....	5	vs. Purdue Fort Wayne (11/10/19)
Offensive.....	1	2x, last vs. Southern Illinois (12/2/20)
Defensive.....	5	vs. Purdue Fort Wayne (11/10/19)
FG Made.....	7	2x, last at Lipscomb (12/9/20)
FG Attempted.....	17	at Lipscomb (12/9/20)
3-Point FG Made.....	4	at Lipscomb (12/9/20)
3-Point FG Attempted.....	8	at Lipscomb (12/9/20)
FT Made.....	7	vs. Purdue Fort Wayne (11/10/19)
FT Attempted.....	11	vs. Kansas City (11/28/20)
Assists.....	5	vs. Southern Illinois (12/2/20)
Blocks.....	1	at Vanderbilt (11/6/19)
Steals.....	1	2x, last vs. Lipscomb (12/7/20)
Minutes.....	35	2x, last at Lipscomb (12/9/20)

Harris' Career Statistics at Southeast Missouri

Overall																					
Season	G-GS	Min	Avg	FG-FGA	Pct	3FG-3FGA	Pct	FT-FTA	Pct	Off	Def	Tot	Avg	PF	FO	A	TO	Blk	Stl	Pts	Avg
2019-20	2-0	74	37.0	9-15	.600	5-7	.714	8-10	.800	0	6	6	3.0	5	0	2	5	1	0	31	15.5
2020-21	5-5	147	29.4	26-63	.413	11-30	.367	14-26	.538	2	6	8	1.6	12	1	12	16	0	2	77	15.4
Total	7-5	201	28.7	35-78	.449	16-37	.432	22-36	.611	2	12	14	2.0	17	1	14	21	1	2	108	15.4
Ohio Valley Conference Games Only																					
Season	G-GS	Min	Avg	FG-FGA	Pct	3FG-3FGA	Pct	FT-FTA	Pct	Off	Def	Tot	Avg	PF	FO	A	TO	Blk	Stl	Pts	Avg
2020-21																					



NATE JOHNSON

14

2020-21: Saw action all five of Southeast Missouri's games off the bench...Averages 3.2 points and 3.8 rebounds per contest...Scored his first career points as a Redhawk vs. Southern Illinois (12/2)...Scored a season-high six points vs. both Southern Illinois (12/2) and Evansville (12/15)...Pulled down four rebounds, dished out two assists and had one block in 14 minutes at Kansas City (11/28), his first NCAA Division I appearance...Finished with two points and five rebounds at Lipscomb (12/9).

Seminole State College: Spent the 2019-20 campaign at Seminole State College in Oklahoma...Was his team's top scorer and rebounder with a near double-double 12.3 points and nine rebounds per game...Also led the team in field goal percentage (.577) and blocks (25).

St. Petersburg College: Played his freshman season at St. Petersburg College in 2018-19...Averaged six points and five rebounds that year.

Prep: Played power forward at American Heritage High School.

Personal: Born February 5, 2000...Majoring in Psychology...Son of Wilt Johnson and Debbie Sinclair...Siblings are Chad Graham (brother), Armani Jackson (step brother) and Chanel Jackson (step sister).

Johnson's Game-by-Game Statistics

2020-21	FG	3P	FT	O/D	REB	E	PTS	A	TO	B	S	M
vs. Kansas City	0-0	0-0	0-1	1/3	4	2	0	2	0	1	0	14
Southern Illinois	3-5	0-0	0-0	1/2	3	0	6	1	0	2	0	14
Lipscomb	1-1	0-0	0-0	1/3	4	1	2	0	1	0	0	12
at Lipscomb	1-3	0-0	0-0	3/2	5	1	2	1	0	0	0	10
at Evansville	2-3	0-0	2-2	3/0	3	3	6	0	0	0	0	15
UT Martin												
at Indiana State												
at Tennessee Tech												
Tennessee State												
at Belmont												
at Tennessee State												
Murray State												
Austin Peay												
at Morehead State												
at Eastern Kentucky												
SIU Edwardsville												
Eastern Illinois												
Tennessee Tech												
Jacksonville State												
at Murray State												
at Austin Peay												
Eastern Kentucky												
Morehead State												
at Eastern Illinois												
at SIU Edwardsville												
Totals	7-12	0-0	2-3	9/10	19	7	16	4	1	3	0	65

* - Game Started

2020-21 Season/Career-Highs

Points	6	2x, last at Evansville (12/15/20)
Total Rebounds	5	at Lipscomb (12/9/20)
Offensive	3	2x, last at Evansville (12/15/20)
Defensive	3	2x, last vs. Lipscomb (12/7/20)
FG Made	3	vs. Southern Illinois (12/2/20)
FG Attempted	5	vs. Southern Illinois (12/2/20)
3-Point FG Made	-	-
3-Point FG Attempted	-	-
FT Made	2	at Evansville (12/15/20)
FT Attempted	2	at Evansville (12/15/20)
Assists	2	vs. Kansas City (11/28/20)
Blocks	2	vs. Southern Illinois (12/2/20)
Steals	-	-
Minutes	15	at Evansville (12/15/20)

Johnson's Career Statistics at Southeast Missouri

Season	G-GS	Min	Avg	FG-FGA	Pct	3FG-3FGA	Pct	FT-FTA	Pct	Off	Def	Tot	Avg	PF	FO	A	TO	Blk	Stl	Pts	Avg
2020-21	5-0	65	13.0	7-12	.583	0-0	.000	2-3	.667	9	10	19	3.8	7	0	4	1	3	0	16	3.2
Ohio Valley Conference Games Only																					
Season	G-GS	Min	Avg	FG-FGA	Pct	3FG-3FGA	Pct	FT-FTA	Pct	Off	Def	Tot	Avg	PF	FO	A	TO	Blk	Stl	Pts	Avg
2020-21																					



PARKER LONG

13

Maryville University: Played his freshman year at NCAA Division II member Maryville University in 2019-20...Led the Saints with 13.1 points per game, shot 42percent from the field, 79 percent at the free throw line and 40 percent from 3-point range...Dished out a team-high 100 assists for an average of nearly four per game (3.9).

Prep: Went to nearby Sikeston High School...Averaged 12.1 points, 6.5 assists and posted a 3.5-to-1 assist-to-turnover ratio as a senior...Shot 51 percent from the field and made 39 three-pointers at a 46 percent clip...In only two seasons at Sikeston High School, he dished out 281 assists...Earned SEMO All-Conference and All-District accolades his senior year.

Personal: Born July 30, 2000...Majoring in Psychology...Son of Carter and Angie Long...Played basketball with his twin brother, Owen, at Maryville University...Entered the transfer portal after Marc Striker was relieved of his duties as head coach.

Long's Game-by-Game Statistics

2020-21	FG	3P	FT	O/D	REB	E	PTS	A	TO	B	S	M
vs. Kansas City	DNP	-	-	-	-	-	-	-	-	-	-	-
Southern Illinois	DNP	-	-	-	-	-	-	-	-	-	-	-
Lipscomb	DNP	-	-	-	-	-	-	-	-	-	-	-
at Lipscomb	DNP	-	-	-	-	-	-	-	-	-	-	-
at Evansville	DNP	-	-	-	-	-	-	-	-	-	-	-
UT Martin												
at Indiana State												
at Tennessee Tech												
Tennessee State												
at Belmont												
at Tennessee State												
Murray State												
Austin Peay												
at Morehead State												
at Eastern Kentucky												
SIU Edwardsville												
Eastern Illinois												
Tennessee Tech												
Jacksonville State												
at Murray State												
at Austin Peay												
Eastern Kentucky												
Morehead State												
at Eastern Illinois												
at SIU Edwardsville												


* - Game Started

2020-21 Season/Career-Highs

Points	-
Total Rebounds	-
Offensive	-
Defensive	-
FG Made	-
FG Attempted	-
3-Point FG Made	-
3-Point FG Attempted	-
FT Made	-
FT Attempted	-
Assists	-
Blocks	-
Steals	-
Minutes	-

Long's Career Statistics at Southeast Missouri

Overall																					
Season	G-GS	Min	Avg	FG-FGA	Pct	3FG-3FGA	Pct	FT-FTA	Pct	Off	Def	Tot	Avg	PF	FO	A	TO	Blk	Stl	Pts	Avg
2020-21																					
Ohio Valley Conference Games Only																					
Season	G-GS	Min	Avg	FG-FGA	Pct	3FG-3FGA	Pct	FT-FTA	Pct	Off	Def	Tot	Avg	PF	FO	A	TO	Blk	Stl	Pts	Avg
2020-21																					



JORDAN LOVE

2

2020-21: Posted double figures in the scoring column for the first time this season when he had 10 points vs. Southern Illinois (12/2)...Averages 5.4 points and three rebounds in five games off the bench...Finished with a career-high four steals and scored four points in 27 minutes at Kansas City (11/28)... Scored a big basket to give the Redhawks a six-point lead with 2:24 left in their win over Lipscomb (12/7)...Made 4-of-6 free throws, scored eight points and pulled down five rebounds at Lipscomb (12/9).

Love's Game-by-Game Statistics

2020-21	FG	3P	FT	O/D	REB	E	PTS	A	TO	B	S	M
vs. Kansas City	2-6	0-1	0-3	0/3	3	0	4	3	1	0	4	27
Southern Illinois	4-5	1-1	1-4	0/3	3	1	10	3	2	1	1	19
Lipscomb	1-3	0-1	0-0	0/2	2	0	2	4	0	0	0	21
at Lipscomb	2-6	0-1	4-6	1/4	5	2	8	2	1	0	2	29
at Evansville	1-6	0-0	1-2	1/1	2	3	3	2	2	0	1	25
UT Martin												
at Indiana State												
at Tennessee Tech												
Tennessee State												
at Belmont												
at Tennessee State												
Murray State												
Austin Peay												
at Morehead State												
at Eastern Kentucky												
SIU Edwardsville												
Eastern Illinois												
Tennessee Tech												
Jacksonville State												
at Murray State												
at Austin Peay												
Eastern Kentucky												
Morehead State												
at Eastern Illinois												
at SIU Edwardsville												
Totals	10-26	1-4	6-15	2/13	15	6	27	14	6	2	8	121

* - Game Started

2020-21 Season/Career-Highs


Points.....	10	vs. Southern Illinois (12/2/20)
Total Rebounds.....	5	at Lipscomb (12/9/20)
Offensive.....	1	2x, last at Evansville (12/15/20)
Defensive.....	4	at Lipscomb (12/9/20)
FG Made.....	4	vs. Southern Illinois (12/2/20)
FG Attempted.....	6	2x, last at Evansville (12/15/20)
3-Point FG Made.....	1	vs. Southern Illinois (12/2/20)
3-Point FG Attempted.....	1	4x, last at Lipscomb (12/9/20)
FT Made.....	4	at Lipscomb (12/9/20)
FT Attempted.....	6	at Lipscomb (12/9/20)
Assists.....	4	vs. Lipscomb (12/7/20)
Blocks.....	1	vs. Southern Illinois (12/2/20)
Steals.....	4	vs. Kansas City (11/28/20)
Minutes.....	29	at Lipscomb (12/9/20)

Career-Highs

Points.....	14	at Morehead State (1/30/20)
Total Rebounds.....	5	at Lipscomb (12/9/20)
Offensive.....	2	3x, last at UT Martin (2/29/20)
Defensive.....	4	at Lipscomb (12/9/20)
FG Made.....	4	3x, last vs. Southern Illinois (12/2/20)
FG Attempted.....	11	2x, last at Eastern Kentucky (2/1/20)
3-Point FG Made.....	2	at Morehead State (1/30/20)
3-Point FG Attempted.....	6	at Morehead State (1/30/20)
FT Made.....	5	at Eastern Kentucky (2/1/20)
FT Attempted.....	6	2x, last at Lipscomb (12/9/20)
Assists.....	5	vs. Austin Peay (1/16/20)
Blocks.....	1	3x, last vs. Southern Illinois (12/2/20)
Steals.....	4	vs. Kansas City (11/28/20)
Minutes.....	30	at Eastern Kentucky (2/1/20)

Love's Career Statistics at Southeast Missouri

Overall																			
Season	G-GS	Min	Avg	FG-FGA	Pct	3FG-3FGA	Pct	FT-FTA	Pct	Off	Def	Tot	Avg	PF	FO	A	TO	Blk	Stl
2019-20	25-4	313	12.5	28-82	.341	5-20	.250	18-31	.581	11	25	36	1.4	20	0	17	24	2	7
2020-21	5-0	121	24.2	10-26	.385	1-4	.250	6-15	.400	2	13	15	3.0	6	0	14	6	1	8
Total	30-4	434	14.5	38-108	.352	6-24	.250	24-46	.522	13	38	51	1.7	26	0	31	30	3	15
Ohio Valley Conference Games Only																			
Season	G-GS	Min	Avg	FG-FGA	Pct	3FG-3FGA	Pct	FT-FTA	Pct	Off	Def	Tot	Avg	PF	FO	A	TO	Blk	Stl
2019-20	17-4	258	15.2	24-70	.343	4-16	.250	17-27	.630	11	17	28	1.6	18	0	17	22	2	5
2020-21																			
Total																			

**EVAN MORRISON****12****Morrison's Game-by-Game Statistics**

2020-21	FG	3P	FT	O/D	REB	E	PTS	A	TO	B	S	M
vs. Kansas City	DNP	-	-	-	-	-	-	-	-	-	-	-
Southern Illinois	DNP	-	-	-	-	-	-	-	-	-	-	-
Lipscomb	DNP	-	-	-	-	-	-	-	-	-	-	-
at Lipscomb	DNP	-	-	-	-	-	-	-	-	-	-	-
at Evansville	DNP	-	-	-	-	-	-	-	-	-	-	-
UT Martin												
at Indiana State												
at Tennessee Tech												
Tennessee State												
at Belmont												
at Tennessee State												
Murray State												
Austin Peay												
at Morehead State												
at Eastern Kentucky												
SIU Edwardsville												
Eastern Illinois												
Tennessee Tech												
Jacksonville State												
at Murray State												
at Austin Peay												
Eastern Kentucky												
Morehead State												
at Eastern Illinois												
at SIU Edwardsville												

* - Game Started

2020-21 Season-Highs

Points	-
Total Rebounds	-
Offensive	-
Defensive	-
FG Made	-
FG Attempted	-
3-Point FG Made	-
3-Point FG Attempted	-
FT Made	-
FT Attempted	-
Assists	-
Blocks	-
Steals	-
Minutes	-

Career-Highs

Points	3	3x, last at Eastern Illinois (1/25/20)
Total Rebounds	3	at Morehead State (1/30/20)
Offensive	2	at Morehead State (1/30/20)
Defensive	2	at SIU Edwardsville (1/23/20)
FG Made	1	3x, last at Eastern Illinois (1/25/20)
FG Attempted	3	vs. Missouri Baptist (12/29/19)
3-Point FG Made	1	3x, last at Eastern Illinois (1/25/20)
3-Point FG Attempted	2	2x, last vs. Belmont (1/9/20)
FT Made	-	-
FT Attempted	-	-
Assists	1	vs. Tennessee Tech (2/8/20)
Blocks	-	-
Steals	1	2x, last at SIU Edwardsville (1/23/20)
Minutes	18	at Morehead State (1/30/20)

Morrison's Career Statistics at Southeast Missouri

Overall

Season	G-GS	Min	Avg	FG-FGA	Pct	3FG-3FGA	Pct	FT-FTA	Pct	Off	Def	Tot	Avg	PF	FO	A	TO	Blk	Stl	Pts	Avg
2019-20	17-0	90	5.3	4-14	.286	3-11	.273	0-0	.000	2	4	6	0.4	5	0	1	1	0	2	11	0.6
2020-21																					
Total																					

Ohio Valley Conference Games Only

Season	G-GS	Min	Avg	FG-FGA	Pct	3FG-3FGA	Pct	FT-FTA	Pct	Off	Def	Tot	Avg	PF	FO	A	TO	Blk	Stl	Pts	Avg
2019-20	11-0	68	6.2	2-9	.222	1-7	.143	0-0	.000	2	3	5	0.5	4	0	1	1	0	1	5	0.5
2020-21																					
Total																					



DQ NICHOLAS

11

2020-21: Is averaging 9.2 points and 3.8 rebounds per game as Southeast Missouri's fifth-leading scorer in five starts...Scored a season-best 17 points on 5-of-12 field goals and a near-perfect 6-of-7 free throws at Lipscomb (12/9)...Notched eight points and went a perfect 4-of-4 at the free throw line in 20 minutes at Kansas City (11/28)...Finished with seven points vs. Southern Illinois (12/2)...Put up double figures in the scoring column for the first time this season with 12 points vs. Lipscomb (12/7)...Also tied a career-high three steals against the Bisons...Is the Redhawks top free throw shooter and ranks 10th in the Ohio Valley Conference with an 80 percent clip (16-of-20).

Nicholas' Game-by-Game Statistics

2020-21	FG	3P	FT	O/D	REB	E	PTS	A	TO	B	S	M
vs. Kansas City*	2-3	0-1	4-4	0/1	1	5	8	0	4	0	1	20
Southern Illinois*	2-12	0-1	3-5	0/3	3	3	7	4	2	0	0	32
Lipscomb*	4-10	1-4	3-4	1/2	3	4	12	5	2	0	3	29
at Lipscomb*	5-12	1-3	6-7	1/4	5	2	17	1	6	1	1	37
at Evansville*	1-5	0-2	0-0	0/7	7	5	2	4	3	0	1	26
UT Martin												
at Indiana State												
at Tennessee Tech												
Tennessee State												
at Belmont												
at Tennessee State												
Murray State												
Austin Peay												
at Morehead State												
at Eastern Kentucky												
SIU Edwardsville												
Eastern Illinois												
Tennessee Tech												
Jacksonville State												
at Murray State												
at Austin Peay												
Eastern Kentucky												
Morehead State												
at Eastern Illinois												
at SIU Edwardsville												
Totals	14-42	2-11	16-20	2/17	19	19	46	14	17	1	6	144

* - Game Started

2020-21 Season/Career-Highs

Points.....	17	at Lipscomb (12/9/20)
Total Rebounds.....	7	at Evansville (12/15/20)
Offensive.....	1	2x, last at Lipscomb (12/9/20)
Defensive.....	7	at Evansville (12/15/20)
FG Made.....	5	at Lipscomb (12/9/20)
FG Attempted.....	12	2x, last at Lipscomb (12/9/20)
3-Point FG Made.....	1	2x, last at Lipscomb (12/9/20)
3-Point FG Attempted.....	4	vs. Lipscomb (12/7/20)
FT Made.....	6	at Lipscomb (12/9/20)
FT Attempted.....	7	at Lipscomb (12/9/20)
Assists.....	5	vs. Lipscomb (12/7/20)
Blocks.....	1	at Lipscomb (12/9/20)
Steals.....	3	vs. Lipscomb (12/7/20)
Minutes.....	37	at Lipscomb (12/9/20)

Career-Highs

Points.....	24	vs. The Citadel (11/19/19)
Total Rebounds.....	7	at Evansville (12/15/20)
Offensive.....	2	vs. Murray State (1/18/20)
Defensive.....	7	at Evansville (12/15/20)
FG Made.....	9	vs. The Citadel (11/19/19)
FG Attempted.....	16	vs. The Citadel (11/19/19)
3-Point FG Made.....	2	2x, last vs. Tennessee State (1/11/20)
3-Point FG Attempted.....	4	2x, last vs. Tennessee State (1/11/20)
FT Made.....	14	at Abilene Christian (12/5/19)
FT Attempted.....	14	at Abilene Christian (12/5/19)
Assists.....	7	vs. UT Martin (2/13/20)
Blocks.....	1	5x, last at Lipscomb (12/9/20)
Steals.....	3	3x, last vs. Lipscomb (12/7/20)
Minutes.....	41	vs. Murray State (1/18/20)

Nicholas' Career Statistics at Southeast Missouri

Overall																					
Season	G-GS	Min	Avg	FG-FGA	Pct	3FG-3FGA	Pct	FT-FTA	Pct	Off	Def	Tot	Avg	PF	FO	A	TO	Blk	Stl	Pts	Avg
2019-20	30-19	731	24.4	72-182	.396	18-60	.300	65-88	.739	7	67	74	2.5	48	0	50	48	5	22	227	7.6
2020-21	5-5	144	28.8	14-42	.333	2-11	.182	16-20	.800	2	17	19	3.8	19	2	14	17	1	6	46	9.2
Total	35-24	875	25.0	86-224	.384	20-71	.282	81-108	.750	9	84	93	2.7	67	2	64	65	6	28	273	7.8
Ohio Valley Conference Games Only																					
Season	G-GS	Min	Avg	FG-FGA	Pct	3FG-3FGA	Pct	FT-FTA	Pct	Off	Def	Tot	Avg	PF	FO	A	TO	Blk	Stl	Pts	Avg
2019-20	17-7	394	23.2	38-99	.384	9-32	.281	30-42	.714	5	34	39	2.3	27	0	33	23	2	14	115	6.8
2020-21																					
Total																					



MANNY PATTERSON | 10

Green Bay: Played the last three seasons at Horizon League member Green Bay before entering the transfer portal...Started 24 of 33 games and averaged 5.8 points and 4.8 rebounds per contest in 2019-20...Reached double figures in the scoring column eight times and registered three double-doubles... As a sophomore in 2018-19, started 12 games and scored a season-high 17 points at Iowa...Ranked third on the team in field goal percentage (.486) and rebounds (142)...Averaged 4.6 points and 13.8 minutes per contest... Started 19 of 27 games as a true freshman in 2017-18...Averaged six points and 4.9 rebounds, while leading the team with 22 blocks and a .474 field goal percentage.

Prep: Chicago Sun Times All-City Third-Team selection as a senior and All-City Honorable Mention pick as a junior at Kenwood Academy...Averaged almost 15 points and nine rebounds per game...Recorded several double-doubles and was named IBCA Fourth-Team All-State his senior year...Led his team to the IHSA 4A Regional title.

Personal: Born November 10, 1998...Majoring in General Studies...Son of Manuel Patterson and Contance Monique Horton...Has a sister, Malyah Faye... Was sought after by multiple Division I schools before choosing Green Bay.

Patterson's Game-by-Game Statistics

2020-21	FG	3P	FT	O/D	REB	E	PTS	A	TO	B	S	M
vs. Kansas City	DNP	-	-	-	-	-	-	-	-	-	-	-
Southern Illinois	DNP	-	-	-	-	-	-	-	-	-	-	-
Lipscomb	DNP	-	-	-	-	-	-	-	-	-	-	-
at Lipscomb	DNP	-	-	-	-	-	-	-	-	-	-	-
at Evansville	DNP	-	-	-	-	-	-	-	-	-	-	-
UT Martin												
at Indiana State												
at Tennessee Tech												
Tennessee State												
at Belmont												
at Tennessee State												
Murray State												
Austin Peay												
at Morehead State												
at Eastern Kentucky												
SIU Edwardsville												
Eastern Illinois												
Tennessee Tech												
Jacksonville State												
at Murray State												
at Austin Peay												
Eastern Kentucky												
Morehead State												
at Eastern Illinois												
at SIU Edwardsville												


* - Game Started

2020-21 Season-Highs

Points	-
Total Rebounds	-
Offensive	-
Defensive	-
FG Made	-
FG Attempted	-
3-Point FG Made	-
3-Point FG Attempted	-
FT Made	-
FT Attempted	-
Assists	-
Blocks	-
Steals	-
Minutes	-

Patterson's Career Statistics at Southeast Missouri

										Overall											
Season	G-GS	Min	Avg	FG-FGA	Pct	3FG-3FGA	Pct	FT-FTA	Pct	Off	Def	Tot	Avg	PF	FO	A	TO	Blk	Stl	Pts	Avg
2020-21																					
Ohio Valley Conference Games Only																					
Season	G-GS	Min	Avg	FG-FGA	Pct	3FG-3FGA	Pct	FT-FTA	Pct	Off	Def	Tot	Avg	PF	FO	A	TO	Blk	Stl	Pts	Avg
2020-21																					



ERIC REED, JR.

3

2020-21: Started two games...Rates third on the team in scoring with 11.4 points per game...Came off the bench to score a season-best 19 points vs. Lipscomb (12/7)...Made three 3-pointers in three of his last four contests... Ranks third on the team with 10 three-pointers made...Dropped in a team-high 17 points on 6-of-10 field goals vs. Southern Illinois (12/2)...Knocked down three 3-pointers and had 13 points in the second half of that game... Made his first career NCAA Division I start at Kansas City (11/28)...Played 10 minutes against the Roos...Put up 16 points at Evansville (12/15).

Howard College: Started 30 games and averaged a team-high 15.5 points per game in 2019-20...Dished out 2.3 assists and grabbed five rebounds per contest as a combo guard...Ranked second on the team with 70 assists and 44 steals...Registered double figures in the scoring column a total of 27 times and dropped in 28 or more on three occasions...Started 14 games as a true freshman in 2018-19.

Prep: Combo guard who averaged 18 points and 3.4 assists per game as a senior at University Laboratory High School.

Personal: Born February 3, 2000...Majoring in General Studies...Son of Eric and Julia Reed...Siblings are Erica Reed (sister), Kaylo Henry (sister) and Hezekiah Brown (brother).

Reed, Jr.'s Game-by-Game Statistics

2020-21	FG	3P	FT	O/D	REB	E	PTS	A	TO	B	S	M
vs. Kansas City*	0-2	0-1	0-0	0/0	0	4	0	0	1	0	0	10
Southern Illinois*	6-10	3-5	2-3	4/1	5	3	17	0	0	1	1	38
Lipscomb*	8-10	3-4	0-0	0/2	2	2	19	1	0	0	1	23
at Lipscomb*	2-3	1-2	0-0	1/2	3	4	5	0	2	0	0	30
at Evansville	6-11	3-5	1-3	1/3	4	0	16	1	2	0	1	38
UT Martin												
at Indiana State												
at Tennessee Tech												
Tennessee State												
at Belmont												
at Tennessee State												
Murray State												
Austin Peay												
at Morehead State												
at Eastern Kentucky												
SIU Edwardsville												
Eastern Illinois												
Tennessee Tech												
Jacksonville State												
at Murray State												
at Austin Peay												
Eastern Kentucky												
Morehead State												
at Eastern Illinois												
at SIU Edwardsville												
Totals	22-36	10-17	3-6	6/8	14	13	57	2	5	1	3	139

* - Game Started

2020-21 Season/Career-Highs

Points	19	vs. Lipscomb (12/7/20)
Total Rebounds	5	vs. Southern Illinois (12/2/20)
Offensive	4	vs. Southern Illinois (12/2/20)
Defensive	3	at Evansville (12/15/20)
FG Made	8	vs. Lipscomb (12/7/20)
FG Attempted	11	at Evansville (12/15/20)
3-Point FG Made	3	3x, last at Evansville (12/15/20)
3-Point FG Attempted	5	2x, last at Evansville (12/15/20)
FT Made	2	vs. Southern Illinois (12/2/20)
FT Attempted	3	2x, last at Evansville (12/15/20)
Assists	1	2x, last at Evansville (12/15/20)
Blocks	1	vs. Southern Illinois (12/2/20)
Steals	1	3x, last at Evansville (12/15/20)
Minutes	38	2x, last at Evansville (12/15/20)

Reed, Jr.'s Career Statistics at Southeast Missouri

Season	G-GS	Min	Avg	FG-FGA	Pct	3FG-3FGA	Pct	FT-FTA	Pct	Off	Def	Tot	Avg	PF	FO	A	TO	Blk	Stl	Pts	Avg
2020-21	5-2	139	27.8	22-36	.611	10-17	.588	3-6	.500	6	8	14	2.8	13	0	2	5	1	3	57	11.4
Ohio Valley Conference Games Only																					
Season	G-GS	Min	Avg	FG-FGA	Pct	3FG-3FGA	Pct	FT-FTA	Pct	Off	Def	Tot	Avg	PF	FO	A	TO	Blk	Stl	Pts	Avg
2020-21																					

**NYGAL RUSSELL****25**

2020-21: Leads the team with seven rebounds per game and averages 5.6 points through five starts...Ranks second on the team with three blocks... Scored 14 points as one of four players in double figures at Kansas City (11/28)...Scored eight points had a steal and knocked down two 3-pointers in the final 2:32 to seal Southeast Missouri's season-opening win...Both of his 3-pointers were in the last 57 seconds and he scored the final eight points of the game...Made three 3-pointers, had two blocks and collected two steals against the Roos...Added nine points and eight rebounds at Lipscomb (12/9)... Scored five of his points in the second half to help the Redhawks erase a 15-point deficit.

Russell's Game-by-Game Statistics

2020-21	FG	3P	FT	O/D	REB	E	PTS	A	TO	B	S	M
vs. Kansas City*	3-5	3-5	5-8	0/7	7	4	14	1	1	2	2	32
Southern Illinois*	0-6	0-1	0-0	4/7	11	5	0	2	2	1	2	38
Lipscomb*	1-5	0-3	1-2	1/2	3	0	3	0	1	0	0	20
at Lipscomb*	3-4	0-1	3-5	4/4	8	5	9	1	2	0	2	29
at Evansville*	1-3	0-1	0-0	0/6	6	1	2	0	2	0	1	28
UT Martin												
at Indiana State												
at Tennessee Tech												
Tennessee State												
at Belmont												
at Tennessee State												
Murray State												
Austin Peay												
at Morehead State												
at Eastern Kentucky												
SIU Edwardsville												
Eastern Illinois												
Tennessee Tech												
Jacksonville State												
at Murray State												
at Austin Peay												
Eastern Kentucky												
Morehead State												
at Eastern Illinois												
at SIU Edwardsville												
Totals	8-23	3-11	9-15	9/26	35	15	28	4	8	3	7	147

* - Game Started

2020-21 Season-Highs

Points	14	vs. Kansas City (11/28/20)
Total Rebounds	11	vs. Southern Illinois (12/2/20)
Offensive	4	2x, last at Lipscomb (12/9/20)
Defensive	7	2x, last vs. Southern Illinois (12/2/20)
FG Made	3	2x, last at Lipscomb (12/9/20)
FG Attempted	6	vs. Southern Illinois (12/2/20)
3-Point FG Made	3	vs. Kansas City (11/28/20)
3-Point FG Attempted	5	vs. Kansas City (11/28/20)
FT Made	5	vs. Kansas City (11/28/20)
FT Attempted	8	vs. Kansas City (11/28/20)
Assists	2	vs. Southern Illinois (12/2/20)
Blocks	2	vs. Kansas City (11/28/20)
Steals	2	3x, last at Lipscomb (12/9/20)
Minutes	38	vs. Southern Illinois (12/2/20)

Career-Highs

Points	21	vs. Tennessee Tech (2/8/20)
Total Rebounds	11	vs. Southern Illinois (12/2/20)
Offensive	4	2x, last at Lipscomb (12/9/20)
Defensive	7	4x, last vs. Southern Illinois (12/2/20)
FG Made	8	vs. Tennessee Tech (2/8/20)
FG Attempted	11	vs. Tennessee Tech (2/8/20)
3-Point FG Made	4	vs. Tennessee Tech (2/8/20)
3-Point FG Attempted	6	2x, last vs. UT Martin (2/13/20)
FT Made	8	at Austin Peay (2/21/19)
FT Attempted	8	2x, last vs. Kansas City (11/28/20)
Assists	6	at Eastern Illinois (2/16/19)
Blocks	2	vs. Kansas City (11/28/20)
Steals	3	2x, last vs. Tennessee Tech (2/8/20)
Minutes	38	vs. Southern Illinois (12/2/20)

Russell's Career Statistics at Southeast Missouri

Overall

Season	G-GS	Min	Avg	FG-FGA	Pct	3FG-3FGA	Pct	FT-FTA	Pct	Off	Def	Tot	Avg	PF	FO	A	TO	Blk	Stl	Pts	Avg
2018-19	31-9	499	16.1	53-147	.361	16-53	.302	43-62	.694	13	69	82	2.6	60	2	44	40	2	13	165	5.3
2019-20	28-7	512	18.3	64-148	.432	23-67	.343	25-36	.694	11	69	80	2.9	47	0	42	44	2	19	176	6.3
2020-21	5-5	147	29.4	8-23	.348	3-11	.273	9-15	.600	9	26	35	7.0	15	2	4	8	3	7	28	5.6
Total	64-21	1158	18.1	125-318	.393	42-131	.321	77-113	.681	33	164	197	3.1	122	4	90	92	7	39	369	5.8

Ohio Valley Conference Games Only

Season	G-GS	Min	Avg	FG-FGA	Pct	3FG-3FGA	Pct	FT-FTA	Pct	Off	Def	Tot	Avg	PF	FO	A	TO	Blk	Stl	Pts	Avg
2018-19	18-8	297	16.5	33-93	.355	11-34	.324	37-50	.740	7	33	40	2.2	38	1	28	24	2	8	114	6.3
2019-20	16-7	354	22.1	47-101	.465	22-52	.423	15-22	.682	7	43	50	3.1	30	0	31	28	1	12	131	8.2
2020-21																					
Total	34-15	651	19.1	80-194	.412	33-86	.384	52-72	.722	14	76	90	2.6	68	1	59	52	3	20	245	7.2



NOLAN TAYLOR

31

2020-21: Is off to a great start at Southeast Missouri...Ranks second on the team with 12.2 points and is tied for first with seven rebounds per contest...Ranks second on the team in free throw percentage at .708 (17-of-24)...Made a perfect 6-of-6 free throws en route to scoring 10 points in his first career start at Kansas City (11/28)...Grabbed seven rebounds in 25 minutes...Followed that up with 14 points and seven boards in 22 minutes vs. Southern Illinois (12/2)...Put up season-highs in points (16), assists and minutes played (20) vs. Lipscomb (12/7)...Scored double figures in four of his five starts...Pulled down a season-best nine rebounds at Evansville (12/15).

Cal Poly: Was limited to 14 games during the 2019-20 season due to injury...Averaged 6.1 points and 2.9 rebounds in those contests...Redshirted during his first season (2018-19) at Cal Poly due to NCAA transfer rules.

Pepperdine: Spent two seasons at Pepperdine...Averaged 8.9 points and four rebounds per game in the first 15 games of his sophomore season before sustaining a season-ending injury...Started 20 of 24 games as a freshman for the Waves in 2016-17.

Prep: Four-year starter who graduated as Keller High School's all-time scorer (1,731 points) and rebounder (970 rebounds)...Named to the Fort Worth Star-Telegram All-Area Second-Team and All-District 5-6A First-Team as a senior...Averaged 19.1 points and 8.9 rebounds per game his senior year...Averaged 17.3 points and nine rebounds per contest as a junior, and 15.8 points and 9.5 boards a game as a sophomore.

Personal: Born November 11, 1997...Is working on his Master of Arts in Higher Education Administration at SEMO...Son of Michael and Arnita Taylor...Has one brother, Evan.

Taylor's Game-by-Game Statistics

2020-21	FG	3P	FT	O/D	REB	E	PTS	A	TO	B	S	M
vs. Kansas City*	2-4	0-0	6-6	1/6	7	3	10	0	1	0	0	25
Southern Illinois*	6-11	0-0	2-5	2/5	7	3	14	2	0	0	0	2
Lipscomb*	5-9	0-0	6-8	5/3	8	3	16	5	0	1	1	28
at Lipscomb*	3-6	0-0	2-2	1/3	4	1	8	0	2	1	1	20
at Evansville*	6-11	0-0	1-3	0/9	9	4	13	1	2	0	0	29
UT Martin												
at Indiana State												
at Tennessee Tech												
Tennessee State												
at Belmont												
at Tennessee State												
Murray State												
Austin Peay												
at Morehead State												
at Eastern Kentucky												
SIU Edwardsville												
Eastern Illinois												
Tennessee Tech												
Jacksonville State												
at Murray State												
at Austin Peay												
Eastern Kentucky												
Morehead State												
at Eastern Illinois												
at SIU Edwardsville												
Totals	22-41	0-0	17-24	9/26	35	14	61	8	5	2	2	104

* - Game Started

2020-21 Season/Career-Highs

Points	16	vs. Lipscomb (12/7/20)
Total Rebounds	9	at Evansville (12/15/20)
Offensive	5	vs. Lipscomb (12/7/20)
Defensive	9	at Evansville (12/15/20)
FG Made	6	2x, last at Evansville (12/15/20)
FG Attempted	11	2x, last at Evansville (12/15/20)
3-Point FG Made	-	-
3-Point FG Attempted	-	-
FT Made	6	2x, last vs. Lipscomb (12/7/20)
FT Attempted	8	vs. Lipscomb (12/7/20)
Assists	5	vs. Lipscomb (12/7/20)
Blocks	1	2x, last at Lipscomb (12/9/20)
Steals	1	2x, last at Lipscomb (12/9/20)
Minutes	29	at Evansville (12/15/20)

Taylor's Career Statistics at Southeast Missouri

Season	G-GS	Min	Avg	FG-FGA	Pct	3FG-3FGA	Pct	FT-FTA	Pct	Off	Def	Tot	Avg	PF	FO	A	TO	Blk	Stl	Pts	Avg
2020-21	5-5	124	24.8	22-41	.537	0-0	.000	17-24	.708	9	26	35	7.0	14	0	8	5	2	2	61	12.2
Ohio Valley Conference Games Only																					
Season	G-GS	Min	Avg	FG-FGA	Pct	3FG-3FGA	Pct	FT-FTA	Pct	Off	Def	Tot	Avg	PF	FO	A	TO	Blk	Stl	Pts	Avg
2020-21																					



Season/Career Statistics

SEASON STATISTICS

CAREER STATISTICS

SUMMARY	gp-gs	min/g	fg%	3fg%	ft%	r/g	a/g	stl	blk	pts/g	gp-gs	min/g	fg%	3fg%	ft%	r/g	a/g	stl	blk	pts/g
HARRIS, Chris	5-5	29.4	.413	.367	.538	1.6	2.4	2	0	15.4	7-5	28.7	.449	.432	.611	2.0	2.0	2	1	15.4
TAYLOR, Nolan	5-5	24.8	.537	.000	.708	7.0	1.6	2	2	12.2	5-5	24.8	.537	.000	.708	7.0	1.6	2	2	12.2
REED, JR., Eric	5-2	27.8	.611	.588	.500	2.8	0.4	3	1	11.4	5-2	27.8	.611	.588	.500	2.8	0.4	3	1	11.4
AKENTEN, Nana	5-3	28.6	.447	.480	.667	6.0	1.0	5	5	10.0	5-3	28.6	.447	.480	.667	6.0	1.0	5	5	10.0
NICHOLAS, DQ	5-5	28.8	.333	.182	.800	3.8	2.8	6	1	9.2	35-24	25.0	.384	.282	.750	2.7	1.8	28	6	7.8
RUSSELL, Nygal	5-5	29.4	.348	.273	.600	7.0	0.8	7	3	5.6	64-21	18.1	.393	.321	.681	3.1	1.4	39	7	5.8
LOVE, Jordan	5-0	24.2	.385	.250	.400	3.0	2.8	8	1	5.4	30-4	14.5	.352	.250	.522	1.7	1.0	15	3	3.5
JOHNSON, Nate	5-0	13.0	.583	.000	.667	3.8	0.8	0	3	3.2	5-0	13.0	.583	.000	.667	3.8	0.8	0	3	3.2
BRANSON, Dylan	5-0	9.0	.500	.333	.000	0.8	1.2	1	0	1.4	5-0	9.0	.500	.333	.000	0.8	1.2	1	0	1.4

SCORING	fg-fga	fg%	3fg-fga	3fg%	ft-fa	ft%	pts	pts/g	fg-fga	fg%	3fg-fga	3fg%	ft-fa	ft%	pts	pts/g
HARRIS, Chris	26-63	.413	11-30	.367	14-26	.538	77	15.4	35-78	.449	16-37	.432	22-36	.611	108	15.4
TAYLOR, Nolan	22-41	.537	0-0	.000	17-24	.708	61	12.2	22-41	.537	0-0	.000	17-24	.708	61	12.2
REED, JR., Eric	22-36	.611	10-17	.588	3-6	.500	57	11.4	22-36	.611	10-17	.588	3-6	.500	57	11.4
AKENTEN, Nana	17-38	.447	12-25	.480	4-6	.667	50	10.0	17-38	.447	12-25	.480	4-6	.667	50	10.0
NICHOLAS, DQ	14-42	.333	2-11	.182	16-20	.800	46	9.2	86-224	.384	20-71	.282	81-108	.750	273	7.8
RUSSELL, Nygal	8-23	.348	3-11	.273	9-15	.600	28	5.6	125-318	.393	42-131	.321	77-113	.681	369	5.8
LOVE, Jordan	10-26	.385	1-4	.250	6-15	.400	27	5.4	38-108	.352	6-24	.250	24-46	.522	106	3.5
JOHNSON, Nate	7-12	.583	0-0	.000	2-3	.667	16	3.2	7-12	.583	0-0	.000	2-3	.667	16	3.2
BRANSON, Dylan	3-6	.500	1-3	.333	0-0	.000	7	1.4	3-6	.500	1-3	.333	0-0	.000	7	1.4

TOTALS	o-reb	d-reb	t-reb	pf	fo	ast	to	a/to	o-reb	d-reb	t-reb	pf	fo	ast	to	a/to
HARRIS, Chris	2	6	8	12	1	12	16	0.8	2	12	14	17	1	14	21	0.7
TAYLOR, Nolan	9	26	35	14	0	8	5	1.6	9	26	35	14	0	8	5	1.6
REED, JR., Eric	6	8	14	13	0	2	5	0.4	6	8	14	13	0	2	5	0.4
AKENTEN, Nana	8	22	30	13	1	5	11	0.5	8	22	30	13	1	5	11	0.5
NICHOLAS, DQ	2	17	19	19	2	14	17	0.8	9	84	93	67	2	64	65	1.0
RUSSELL, Nygal	9	26	35	15	2	4	8	0.5	33	164	197	122	4	90	92	1.0
LOVE, Jordan	2	13	15	6	0	14	6	2.3	13	38	51	26	0	31	30	1.0
JOHNSON, Nate	9	10	19	7	0	4	1	4.0	9	10	19	7	0	4	1	4.0
BRANSON, Dylan	1	3	4	9	0	6	4	1.5	1	3	4	9	0	6	4	1.5



Chris Harris scored a game-high 18 points to lead four Redhawks in double figures. Nana Akenten (17), Russell and Nolan Taylor (10) were the others.

Game 2



Nygal Russell turned in career-highs in rebounds (11) and minutes played (38).



Record: 1-0

Officials: Michael Swoboda, Robert Felder, Chris Pasci

NO.	Name	Min	FG M-A	3P M-A	FT M-A	Rebounds OR DR TOT	Fouls Foul P	TP	AS	ST	Blocks Bkcs	+/-
31	Nolan Taylor	F 25:13	2-4	0-0	6-6	1 6 7	3 4	10	0	1	0	-2
3	Eric Reed, Jr.	G 10:25	0-2	0-0	0-0	0 0 0	4 1	0	1	0	0	4
5	Chris Harris	G 35:02	5-9	3-6	5-11	1 2 3	1 8	18	4	0	0	1
11	DQ Nicholas	F 19:15	2-3	0-1	4-4	1 1 2	1 5	4	0	4	1	0
25	Nygyl Russell	G 32:31	3-5	3-5	5-8	7 7 14	4 4	14	1	1	2	0
21	Nana Akenten	G 32:27	6-12	4-9	1-2	0 6 6	2 1	17	2	2	3	0
14	John Branson	F 13:02	0-0	0-0	0-0	0 0 0	0	0	0	0	0	11
3	Jordan Love	F 26:34	2-6	0-1	0-3	0 3 3	2 4	3	1	0	0	0
32	Dylan Branson	O 51:12	0-0	0-0	0-0	0 0 0	1 0	0	2	1	0	-8
Team						0 0 0		0	1			
Totals			20-41	10-23	21-35	3 28 31	22 25	71	12	17	11	5

Technical Fouls::NONE

Kansas City - 66			Record: 2-1													
NO.	Name		Min	FG M-A	3P M-A	FT M-A	Rebounds OR DR TOT	Fouls FF FD	TP	AS	TO	ST	Blocks BS BA	+/-		
20	Joshai Ailick	F	20:52	3-4	1-2	0-0	1 3 4	4 1	7	0	0	2	1	0	-3	
00	Zion Williams	G	32:33	5-9	0-1	0-0	1 3 4	4 0	10	5	5	4	0	-2		
3	Brandon McKissic	G	30:16	5-12	1-3	5-8	0 2 2	2 5	10	2	4	2	0	-1		
11	Franc Kainig	G	33:52	1-7	0-2	6-8	0 3 3	3 4	8	3	2	2	0	0		
33	Marvin Nesbitt Jr.	G	37:56	7-12	1-2	0-3	3 5 8	3 3	15	1	1	1	2	-1		
32	Kaimen Lemox	G	06:26	0-2	0-1	0-0	0 0 0	2 0	0	2	0	0	0	0		
10	Hidde Roessink	L	16:09	2-4	1-2	3-4	0 3 3	1 3	8	0	3	0	0	-1	-5	
5	Sam Martin	G	07:15	0-0	0-0	0-0	0 2 2	1 0	0	0	1	1	0	0	-10	
4	Jacob Johnson	L	13:43	1-2	0-0	0-0	0 0 0	2 0	2	0	1	1	0	0	0	
12	Jonathan Bolden	G	00:58	0-0	0-0	0-0	0 0 0	0 0	0	0	0	0	0	0	-2	
Team							2 4 6	0	0	0	0					
Totals				24-52	4-13	14-23	7 25 32	25 22	66	13	17	13	2	5	-5	

Technical Fouls::NONE

	SEMO	Roos	Points from Turnovers	SEMO	Roos	Period by Period Scoring			
Biggest lead	11 (2 nd 17:51)	3 (1 st 18:47)	20	16		1st	2nd	TOT	
Best Scoring Run	8 (2 nd 17:51)	7 (2 nd 1:19)	Paint	16	40	SEMO	37	34	71
Lead Changes	3		Second Chance	7	8				
Times Tied	1		Fast Breaks	8	12				
Time with Lead	34:40	04:07	Bench	21	10	Roos	31	35	66

Southern Illinois 87 • 1-0

Southern Illinois 87-91-8															
		Total	3-Ptr		Rebounds										
##	Player	FG-FG	FGA-FGA	FT-FTA	Off	Def	Tot	PF	TP	A	To	Blk	Stl	Min	
01	DOMASK, Marcus	f 6-11	1-3	11-12	1	4	5	1	24	3	6	2	0	44	
33	D'AVANZO, Anthony	f 4-7	2-3	3-3	1	3	4	3	13	0	0	3	0	23	
05	JONES, Lance	f 3-10	1-4	0-2	1	3	4	1	7	2	1	1	2	25	
10	HARVEY, Ben	g 5-11	3-6	9-10	0	7	7	2	22	3	0	1	0	35	
24	BROWN, Trent	g 1-5	1-2	1-2	0	4	4	3	4	2	1	0	1	30	
03	BANKS, Dalton	g 5-9	1-2	3-3	0	1	1	4	14	1	1	0	2	39	
14	FILEWICH, Kyler	1-2	0-0	0-0	0	1	1	4	2	1	0	0	0	12	
22	VERPLANCKEN, Steven	0-2	0-1	1-3	0	2	2	0	1	1	0	0	0	14	
25	LONG, Jakolby	0-1	0-0	0-0	0	1	1	0	0	0	0	0	0	3	
Team					1	7	8								
Totals		25-58	9-21	28-35	4	33	37	18	87	13	9	7	5	225	
FG % 1st Half: 10-27 37.0%		2nd half: 12-25 48.0%	OT: 3-6 50.0%	Game: 25-58 43.1%		Deadball Rebounds 3									
3FG % 1st Half: 3-10 30.0%		2nd half: 5-9 55.6%	OT: 1-2 50.0%	Game: 9-21 42.9%											
FT % 1st Half: 6-11 54.5%		2nd half: 13-14 92.9%	OT: 1-10 90.0%	Game: 28-35 80.0%											

Southeast Missouri 79 • 1-1

#	Player	FG	FTA	3-PT	FT-FTA	Rebounds			PF	TP	A	TO	Blk	Stl	Min
						Off	Def	Tot							
01	TAYLOR, Nolan	f	6-11	0-0	2-5	2	5	7	3	14	2	0	0	0	27
03	REED, JR., Eric	f	6-10	3-5	2-3	4	1	5	3	17	0	0	1	1	38
05	HARRIS, Chris	g	6-15	1-6	2-2	1	0	1	5	15	5	2	0	1	22
11	NICHOLAS, DQ	f	2-12	0-1	3-5	0	3	3	3	7	4	2	0	0	32
25	RUSSELL, Nygal	g	0-6	0-1	0-0	4	7	11	5	0	2	2	1	2	38
02	LOVE, Jordan	f	4-5	1-1	1-4	0	3	3	1	10	3	2	1	1	19
14	JOHNSON, Nate	f	3-5	0-0	0-0	1	2	3	0	6	1	0	2	0	14
21	AKENTEN, Nana	f	3-7	1-4	1-2	1	7	8	5	8	1	5	2	1	32
33	BRANSON, Dylan	f	1-3	0-1	0-0	1	3	4	3	2	3	0	0	0	8
Team						4	1	5							
Totals			31-74	6-19	11-21	18	32	50	28	79	21	13	7	6	225
FG % 1st Half: 13-33		39.4%	2nd half: 15-32		46.9%	OT: 3-9		33.3%	Game: 31-74		41.9%	Deadball			
3FG % 1st Half: 1-6		16.7%	2nd half: 4-9		44.4%	OT: 1-4		25.0%	Game: 6-19		31.6%	Rebounds			
FT % 1st Half: 4-7		57.1%	2nd half: 6-10		60.0%	OT: 1-4		25.0%	Game: 11-21		52.4%	2			

Officials: John Dillon, Gene Grimshaw, Mike O'Neill
Technical fouls: Southern Illinois-None. Southeast Missouri-None
Attendance: 740

Score by periods	1st	2nd	OT	Total
Southern Illinois	29	42	16	87
Southeast Missouri	31	40	8	79

	In Paint	Off T/O	2nd Chance	Fast Break	Bench
Points					
SIU	32	15	2	4	17
SEMO	38	10	17	6	26



Game 3

Lipscomb 77 Southeast Missouri 82

December 7, 2020 • Show Me Center • Cape Girardeau, Mo.



CAPE GIRARDEAU, Mo.

Chris Harris and Eric Reed, Jr. each scored 19 points, and Nolan Taylor added 16 points and

eight rebounds to lead Southeast Missouri to an 82-77 win over Preseason Atlantic Sun Conference favorite Lipscomb.

SEMO led for the final 11:04 of the tight contest after Reed, Jr.'s jumper gave it a 56-55 edge. The Redhawks then didn't lead by more than six points and fought off a Lipscomb team that pulled to within one six times in the last 10 minutes.

Jordan Love drove the lane and scored a big basket to put the Redhawks ahead, 78-72, at the 2:24

mark. SEMO later made four free throws in the final 1:01 to polish off the win.

Reed, Jr. gave SEMO a huge spark off the bench going 8-of-10 from the field and 3-of-4 from 3-point range.

Taylor was a force underneath finishing with 5-of-9 field goals, 6-of-8 free throws, five offensive rebounds and five assists in 28 minutes.

Harris shot 7-of-13 from the field, made three 3-pointers and dished out three assists, while DQ Nicholas contributed 12 points, five assists and three steals.

Head Coach Brad Korn picked up his first career win at the show Me Center.

Game 4

Southeast Missouri 74 Lipscomb 80^{OT}

December 9, 2020 • Allen Arena • Nashville, Tenn.



NASHVILLE, Tenn.

Southeast Missouri put together a ferocious comeback, but came up short in an 80-74 overtime loss to

Lipscomb.

Jake Wolfe scored 26 points and made a 3-pointer at the buzzer to send the game to overtime.

LU was down four with 50 seconds left in regulation and pulled within a point on a Wolfe Layup. Jordan Love was later fouled and split two free throws leaving SEMO ahead, 63-60.

Wolfe then splashed in an off-balanced 3-pointer to send the game to overtime.

The Bisons went a perfect 8-of-8

at the free throw line in overtime to avenge an earlier loss to the Redhawks.

The Redhawks trailed by 15 points (40-25) 3:39 into the second half and used a 20-2 run to erase the deficit.

Nygall Russell scored five points in a quick 42 seconds and made a free throw to tie the game at 44-44 with 8:51 on the clock.

Nolan Taylor's layup gave SEMO its first lead since the first half at 47-46.

Four free throws by DQ Nicholas off a pair of LU technical fouls helped widen SEMO's lead to 55-46 with a little over six minutes remaining.

SEMO led the rest of the way until Wolfe's game-tying three.



Official Basketball Box Score -- Game Totals -- Final Statistics
Lipscomb vs Southeast Missouri
12-07-20 6:30 p.m. at Show Me Center -- Cape Girardeau, Mo.



Lipscomb 77 • 1-4

#	Player	Total		3-Ptr		Rebounds		PF	TP	A	TO	Blk	Stl	Min.
		FG-FGA	FG-FGA	FT-FTA	FT-FTA	Off	Def							
23	ASADULLAH, Ahsan	c	6-8	0-0	4-6	1	6	7	2	16	10	6	2	31
01	JONES, Greg	g	7-13	4-9	0-0	0	1	1	1	18	0	0	0	35
05	FERGUSON, Romeao	g	4-10	0-3	2-2	1	4	5	3	10	3	2	0	30
10	WOLFE, Jake	g	7-10	4-5	4-5	0	2	2	1	22	3	3	0	29
25	MILLER, Miles	g	1-6	1-3	0-0	1	1	2	4	3	5	0	0	22
05	COLEMAN, Kaleb	g	1-2	1-2	0-0	0	0	0	1	3	0	1	0	3
11	JONES, Alex	g	0-0	0-0	0-0	1	0	1	1	0	1	0	0	18
12	CARY, Carson	g	0-0	0-0	0-0	0	0	0	0	0	0	0	0	9
13	HAZEN, Parker	g	2-2	0-0	1-1	0	5	5	3	5	0	1	0	23
Team						0	2	2						
Totals			28-51	10-22	11-14	4	21	25	16	77	22	13	2	200

FG % 1st Half: 14-28 50.0% 2nd half: 14-23 60.9% Game: 28-51 54.9%
3FG % 1st Half: 6-13 46.2% 2nd half: 4-9 44.4% Game: 10-22 45.5%
FT % 1st Half: 3-5 60.0% 2nd half: 8-9 88.9% Game: 11-14 78.6%

Southeast Missouri 82 • 2-1

#	Player	Total		3-Ptr		Rebounds		PF	TP	A	TO	Blk	Stl	Min.
		FG-FGA	FG-FGA	FT-FTA	FT-FTA	Off	Def							
31	TAYLOR, Nolan	r	5-9	0-0	6-8	5	3	8	3	16	5	0	1	28
05	HARRIS, Chris	g	7-13	3-7	2-2	0	0	0	0	19	3	2	0	30
11	NICHOLAS, DQ	g	4-10	1-4	3-4	1	2	3	4	12	5	2	0	29
21	AKENTEN, Nana	g	3-10	3-6	0-0	3	4	7	1	9	0	1	0	29
25	RUSSELL, Nygal	g	1-5	0-3	1-2	1	2	3	0	3	0	1	0	20
02	LOVE, Jordan	g	1-3	0-1	0-0	0	2	2	0	2	4	0	0	21
05	REED, JR., Eric	g	8-10	3-4	0-0	0	2	2	2	19	1	0	0	23
14	JOHNSON, Nate	g	1-1	0-0	0-0	1	3	4	1	2	0	1	0	12
33	BRANSON, Dylan	g	0-1	0-1	0-0	0	0	0	1	0	1	0	0	8
Team						0	2	2						
Totals			30-62	10-26	12-16	11	20	31	12	82	19	7	1	200

FG % 1st Half: 16-32 50.0% 2nd half: 14-30 46.7% Game: 30-62 48.4%
3FG % 1st Half: 5-12 41.7% 2nd half: 5-14 35.7% Game: 10-26 38.5%
FT % 1st Half: 2-2 100.0% 2nd half: 10-14 71.4% Game: 12-16 75.0%

Officials: Greg Rennegarbe, Davis Maxwell, Cedric Coleman
Technical fouls: Lipscomb-None. Southeast Missouri-None.
Attendance: 580

Score by periods	1st	2nd	Total
Lipscomb	37	40	77
Southeast Missouri	39	43	82

Points	In	Off	2nd	Fast	Bench
LU	32	7	1	2	8
SEMO	28	23	12	4	23



Official Basketball Box Score -- Game Totals -- Final Statistics
SEMO vs Lipscomb
12-09-20 7 p.m. at Allen Arena -- Nashville, Tenn.



SEMO 74 • 2-2

#	Player	Total		3-Ptr		Rebounds		PF	TP	A	TO	Blk	Stl	Min.
		FG-FGA	FG-FGA	FT-FTA	FT-FTA	Off	Def							
31	TAYLOR, Nolan	r	3-6	0-0	2-2	1	3	4	1	8	0	2	1	20
05	HARRIS, Chris	g	7-17	4-8	3-8	0	2	2	2	21	0	4	0	35
11	NICHOLAS, DQ	g	5-12	1-3	6-7	1	4	5	2	17	1	6	1	37
21	AKENTEN, Nana	g	1-3	0-2	0-0	1	3	4	2	2	2	2	1	22
25	RUSSELL, Nygal	g	3-4	0-1	3-5	4	4	8	5	9	1	2	0	29
02	LOVE, Jordan	g	2-6	0-1	4-6	1	4	5	2	8	2	1	0	29
05	REED, JR., Eric	g	2-3	1-2	0-0	1	2	3	4	5	0	2	0	30
14	JOHNSON, Nate	g	1-3	0-0	0-0	3	2	5	1	2	1	0	0	10
33	BRANSON, Dylan	g	1-1	0-0	0-0	0	0	0	3	2	1	2	0	13
Team						3	2	5						
Totals			25-55	6-17	18-28	15	26	41	22	74	8	21	3	225

FG % 1st Half: 7-22 31.8% 2nd half: 13-24 54.2% OT: 5-9 55.6% Game: 25-55 45.5%
3FG % 1st Half: 3-8 37.5% 2nd half: 3-7 42.9% OT: 0-2 0.0% Game: 6-17 35.3%
FT % 1st Half: 5-8 62.5% 2nd half: 12-19 63.2% OT: 1-1 100.0% Game: 18-28 64.3%

Lipscomb 80 • 2-4

#	Player	Total		3-Ptr		Rebounds		PF	TP	A	TO	Blk	Stl	Min.
		FG-FGA	FG-FGA	FT-FTA	FT-FTA	Off	Def							
23	ASADULLAH, Ahsan	c	3-5	0-0	1-2	0	5	5	7	2	2	1	0	17
01	JONES, Greg	g	6-13	3-8	2-2	0	0	0	4	17	1	0	0	39
05	FERGUSON, Romeao	g	6-7	0-0	0-2	1	5	6	4	12	1	3	2	39
10	WOLFE, Jake	g	6-11	2-3	12-14	0	2	2	1	26	4	0	0	39
25	MILLER, Miles	g	0-4	0-1	0-0	0	1	1	1	0	1	2	0	15
02	PRUITT, Will	g	0-1	0-0	0-0	0	0	0	0	0	0	0	0	0
04	SHULMAN, Tanner	g	0-0	0-0	0-0	0	0	0	0	0	0	0	0	3
05	COLEMAN, Kaleb	g	0-2	0-1	0-0	0	1	1	0	0	0	0	0	8
11	JONES, Alex	g	2-3	1-2	0-0	0	4	4	1	5	5	1	0	20
12	CARY, Carson	g	3-5	3-5	2-2	0	1	1	1	11	0	1	0	16
13	HAZEN, Parker	g	0-3	0-0	0-0	0	1	1	5	0	0	0	0	12
14	MURR, Tommy	g	0-1	0-0	2-2	0	0	0	2	2	1	0	0	7
Team						2	2	4						
Totals			26-55	9-20	19-24	3	22	25	24	80	15	10	3	225

FG % 1st Half: 13-30 43.3% 2nd half: 9-20 45.0% OT: 4-5 80.0% Game: 26-55 47.3%
3FG % 1st Half: 6-11 54.5% 2nd half: 2-8 25.0% OT: 1-1 100.0% Game: 9-20 45.0%
FT % 1st Half: 0-0 0.0% 2nd half: 11-16 68.8% OT: 8-8 100.0% Game: 19-24 79.2%

Officials: Wil Howard, R.B. Clyburn, John Dillon
Technical fouls: SEMO-None. Lipscomb-JONES, Greg; WOLFE, Jake.
Attendance: 488

Score by periods	1st	2nd	OT	Total
SEMO	22	41	11	74
Lipscomb	32	31	17	80

Points	In	Off	2nd	Fast	Bench
SEMO	32	17	17	0	17
LIP	34	30	2	6	18

Game
5Southeast Missouri 63
Evansville 66^{OT}

December 15, 2020 • Ford Center • Evansville, Ind.



EVANSVILLE, Ind.

Southeast Missouri lost in overtime for the third time when it fell to Missouri Valley Conference

member Evansville, 66-63.

UE trailed, 54-48, with 2:50 left to play when it scored eight of the final 10 points of regulation and tied the game at 56-56. Jawaun Newton made two free throws with 21 seconds left to knot things up.

In overtime, SEMO led, 63-61, after Jordan Love split a pair of free throws with 18 seconds on the clock. On the ensuing possession, Shamar Givance made a layup and was fouled with one second remaining. Givance knocked down

the free throw to complete his 3-point play and send the Purple Aces to victory.

SEMO led by no more than six points in the game.

Nana Akenten, Nate Johnson and Eric Reed, Jr. combined for 18 of the Redhawks 26 points in a low scoring first half.

Reed, Jr. came off the bench to lead SEMO with 16 points on 6-of-11 field goals. Three of his makes came from 3-point range. Akenten followed with 14 points and a game-high 4-of-4 from distance. Nolan Taylor narrowly missed a double-double with 13 points and nine rebounds.

The Redhawks outrebounded UE, 41-32.



Official Basketball Box Score - Final
Southeast Mo. St. at Evansville
12/15/20 Ford Center, Evansville
2020-21 Men's Basketball

Game Time: 6:00 PM
Game Duration: 2:11

Officials: Gary Maxwell, Antonio Petty, Terry Wymer

Southeast Mo. St. - 63

Record: 2-3

NO.	Name	Min	FG		3P		FT		Rebounds		Fouls		TP	AS	TO	ST	Blocks		BS	BA	+/-	
			M	A	M	A	M	A	OR	DR	PF	FD					BS	BA				
Shooting By Period																						
31	Nolan Taylor	F 25:16	6-11	0-0	1-3	0	9	9	4	5	13	1	2	0	0	0	1	-7				
5	Chris Harris	G 29:00	1-9	0-3	2-3	0	2	2	4	4	4	0	4	0	0	1	-1					
11	DQ Nicholas	G 26:56	1-5	0-2	0-0	0	7	7	5	0	2	4	3	1	0	1	-4					
21	Nana Akenten	G 27:59	4-6	4-4	2-2	3	2	5	3	1	14	0	1	0	0	1	3					
25	Nygal Russell	G 27:57	1-3	0-1	0-0	0	6	6	1	0	2	0	2	1	0	0	-9					
3	Eric Reed, Jr.	38:22	6-11	3-5	1-3	1	3	4	0	3	16	1	2	1	0	0	3					
2	Jordan Love	24:19	1-6	0-0	1-2	1	1	2	3	2	3	2	2	1	0	0	-1					
14	Nate Johnson	14:47	2-3	0-0	2-2	3	0	3	3	1	6	0	0	0	0	0	5					
33	Dylan Branson	10:24	1-1	1-1	0-0	0	0	0	1	1	3	1	0	0	0	0	-4					
Team																						
Totals			23-55	8-16	9-15	10	31	41	24	17	63	9	16	4	0	4	-3					
Shooting By Period																						

Technical Fouls: NONE

Dead Ball Rebounds: 1, 0

Evansville - 66

Record: 2-3

Shooting By Period																			
NO.	Name	Min	FG		3P		FT		Reb		Fouls		TP	AS	TO	ST	BS		+/-
			M-A	P-A	M-A	P-A	OR	DR	PF	FD	BS	BA							
1																			1st FG 7-23 30.4%
2	Jax Levitch	F 34:00	0-3	0-3	0-0	1	6	7	1	0	1	0	0	0	0	0	0	13	3PT% 3-14 21.4%
10	Evan Kuhlman	F 20:30	2-7	2-5	0-0	1	2	3	4	0	6	1	1	0	2	0	12	FT% 7-11 63.6%	
3	Jawaun Newton	G 40:22	4-11	3-6	4-4	0	4	4	3	9	15	1	1	0	0	0	6	2nd FG 11-25 44.0%	
5	Shamar Givance	G 38:59	7-13	0-1	6-8	0	3	3	3	5	20	5	2	1	1	0	-4	3PT% 4-7 57.1%	
30	Noah Frederick	G 35:31	4-6	2-4	1-2	0	3	3	0	3	11	0	0	0	0	0	6	FT% 6-6 100%	
31	Iyen Enaruna	25:24	3-6	0-0	3-4	3	3	6	2	5	9	0	1	0	1	0	-5	OTFG% 3-6 50.0%	
23	Trey Hall	11:42	1-3	1-2	0-0	0	1	1	1	0	3	0	1	2	0	0	-12	3PT% 1-2 50.0%	
41	Samari Curtis	11:39	0-2	0-0	2-4	0	3	3	1	2	2	0	1	1	0	0	-1	FT% 3-5 60.0%	
00	Gage Bobe	02:39	0-1	0-1	0-0	0	0	0	0	0	0	0	0	0	0	0	5	GM FG% 21-54 38.9%	
11	Thomas Gilgeous-Alexander	04:34	0-2	0-1	0-0	0	1	1	2	0	0	0	0	0	0	0	-5	3PT% 8-25 34.8%	
																		FT% 16-22 72.7%	
Team							0		1						0		2		
Totals			21-54		8-23		16-22		5		27		32		17		24		66 8 9 4 4 0 3

Technical Fouls: NONE

Dead Ball Rebounds: 3, 0

	SEMO	EVAN
Biggest lead	6 (1 st 13:33)	5 (1 st 18:19)
Best Scoring Run	8 (2 nd 5:30)	7 (2 nd 7:07)
Lead Changes	8	
Times Tied	6	
Time with Lead	28:18	13:04
Points from Turnovers	13	12
Paint	24	20
Second Chance	12	7
Fast Breaks	8	9
Bench	28	14
Period by Period Scoring		
1st	26	30
2nd	30	7
OT1	63	
TOT		
SEMO	24	32
EVAN	10	66