



## 2020-21 SOUTHEAST MISSOURI BASKETBALL

### Southeast Missouri (2-2) at Evansville (1-3)

Game  
5



### Schedule

#### November (1-0)

28 at Kansas City ! W, 71-66

#### December (1-2)

2 **Southern Illinois** <sup>ESPN+</sup> **L, 79-87** <sup>OT</sup>  
7 **Lipscomb** <sup>ESPN+</sup> **W, 82-77**  
9 at Lipscomb <sup>ESPN+</sup> L, 74-80 <sup>OT</sup>  
12 at UT Martin\* <sup>ESPN+</sup> Postponed  
15 at Evansville <sup>ESPN3</sup> 6 p.m.  
18 **UT Martin\*** <sup>ESPN+</sup> **6:30 p.m.**  
22 at Indiana State <sup>ESPN3</sup> 12 p.m.  
30 at Tennessee Tech\* <sup>ESPN+</sup> 8 p.m.

#### January

2 **Tennessee State\*** <sup>ESPN+</sup> **5 p.m.**  
7 at Belmont\* <sup>ESPN+</sup> 7 p.m.  
9 at Tennessee State\* <sup>ESPN+</sup> 4 p.m.  
14 **Murray State\*** <sup>ESPN+</sup> **8 p.m.**  
16 **Austin Peay\*** <sup>ESPN+</sup> **5 p.m.**  
21 at Morehead State\* <sup>ESPN+</sup> 6 p.m.  
23 at Eastern Kentucky\* <sup>ESPN+</sup> 3 p.m.  
28 **SIU Edwardsville\*** <sup>ESPN+</sup> **8 p.m.**  
30 **Eastern Illinois\*** <sup>ESPN+</sup> **5 p.m.**

#### February

4 **Tennessee Tech\*** <sup>ESPN+</sup> **8 p.m.**  
6 **Jacksonville State\*** <sup>ESPN+</sup> **5 p.m.**  
11 at Murray State\* <sup>ESPN+</sup> 7:30 p.m.  
13 at Austin Peay\* <sup>ESPN+</sup> 4 p.m.  
18 **Eastern Kentucky\*** <sup>ESPN+</sup> **8 p.m.**  
19 **Morehead State\*** <sup>ESPN+</sup> **8 p.m.**  
25 at Eastern Illinois\* <sup>ESPN+</sup> 7:30 p.m.  
27 at SIU Edwardsville\* <sup>ESPN+</sup> 5 p.m.

#### March

3 OVC Tournament First Round Evansville, Ind.  
4 OVC Tournament Quarterfinals Evansville, Ind.  
5 OVC Tournament Semifinals Evansville, Ind.  
6 OVC Championship Evansville, Ind.

All games are broadcast live on the radio at Real Rock 99.3 FM. All times Central and Subject to Change;  
Home Games in Bold; \* - Denotes Ohio Valley Conference Game; ! - Negro League Baseball Museum Tip-Off Classic (Kansas City, Mo.)

#### Follow the Redhawks

**Radio**.....Real Rock 99.3 FM  
(Erik Sean)  
**Video**.....ESPN3  
**Live Stats**.....GoPurpleAces.com  
**Twitter**.....@SEMOMBB

**Date**.....Tuesday, December 15, 2020  
**Tip-Off**.....6 p.m., CT  
**Location**.....Evansville, Ind.  
**Arena**.....Ford Center (8,930)  
**Series**.....UE leads, 10-5  
**Last Meeting**.....UE 66, SEMO 50  
(November 16, 2017 | Evansville, Ind.)

**Head Coaches**Brad Korn (2-1 overall, 2-1 at SEMO; 0-0 OVC). Todd Lickliter (1-3 overall; 1-3 at UE).

#### Strategic Communications

Jeff Honza, Assistant Director of Athletics  
**Office Phone**.....(573) 651-2933  
**Mobile**.....(618) 528-1145  
**Email**.....redhawk1@me.com

#### Back in Action

Southeast Missouri (2-2) travels to Missouri Valley Conference member Evansville (1-3) Tuesday. Tip-off is set for 6 p.m., CT at the Ford Center.

#### Follow the Redhawks

Fans can listen live on the radio at Real Rock 99.3 FM with Erik Sean calling the action. Video can be accessed online at ESPN3. Live stats are available at GoPurpleAces.com. Twitter updates provided @SEMOMBB.

#### Series History

Evansville leads the all-time series against Southeast Missouri, 10-5. UE has won eight of the last nine meetings between the teams. SEMO last played the Purple Aces on Nov. 16, 2017. The Redhawks fell to UE, 66-50, in that game. SEMO is 1-7 all-time against UE in Evansville. The Redhawks are 0-2 vs. the Purple Aces at the Ford Center, which also serves as the host of the Ohio Valley Conference Basketball Championships.

#### The Valley

Evansville, which was picked last in the Missouri Valley Conference Preseason Poll, is the second of three Valley teams on Southeast Missouri's six-game non-conference slate. SEMO lost to Southern Illinois, 87-79, in overtime on Dec. 2. After Tuesday's game at UE, the Redhawks will close out their non-league schedule with a trip to Indiana State on Dec. 22.

#### OVC Play Starts Friday

Sandwiched between Southeast Missouri's final two non-conference tilts at Evansville (Dec. 15) and Indiana State (Dec. 22) is the Redhawks Ohio Valley Conference opener vs. UT Martin on Dec. 18. This year's adjusted

20-game OVC schedule allows the Redhawks to play their travel partner (UTM) twice before the Christmas holiday if agreed upon by both teams. SEMO and UTM were initially set to begin OVC play in Martin, Tennessee on Dec. 12, but that matchup was postponed because the Skyhawks paused activities due to NCAA testing protocols.

#### Against the Missouri Valley

Southeast Missouri plays its 305th game against a Missouri Valley Conference foe at Evansville Tuesday. The Redhawks are 109-195 all-time against the MVC. Here are SEMO's records vs. Valley opponents.

vs. Southern Illinois..... 46-72  
vs. Drake.....0-2  
vs. Evansville.....5-10  
vs. Bradley.....2-9  
vs. Illinois State.....1-8  
vs. Indiana State.....0-2  
vs. Missouri State..... 55-92

#### Working Overtime

The Redhawks went to overtime in two of their first four games. Southeast Missouri lost at home to Southern Illinois (87-79) on Dec. 2 and at Lipscomb (80-74) on Dec. 9. SEMO was involved in only one overtime game in 31 contests last season. This year marks the first since 1991-92 where the Redhawks played



**Southeast Missouri** or **SEMO** is the preferred reference for Southeast Missouri State University athletic teams. Southeastern Missouri State is not an acceptable reference.



in two overtime games in non-conference play.

## Redhawk Rewind

Southeast Missouri put together a ferocious comeback to erase a 15-point deficit in its overtime loss at Lipscomb (Dec. 9). The Redhawks trailed, 40-25, with 16:21 left to play. After Jake Wolfe made a free throw to give LU a 42-33 advantage with 12:12 remaining, SEMO went on a 20-2 run to take a nine-point lead of its own. Nolan Taylor made a layup to give the Redhawks their first lead since the opening half and DQ Nicholas capped the surge with four free throws off a pair of technical fouls by the Bisons. SEMO was up, 63-60, when Wolfe buried an off-balance 3-pointer at the buzzer in regulation.

## Board Certified

Southeast Missouri outrebounded its opponent for the third-straight game when it held a +16 advantage (41-25) on the boards at Lipscomb (Dec. 9). The Redhawks also outrebounded the Bisons, 15-3, on the offensive glass. SEMO leads the Ohio Valley Conference in rebounding defense (29.8 rpg) and ranks second in rebounding margin (+8.5).

## First to 20

Chris Harris became the first Southeast Missouri player to score 20 points in a game. Harris dropped in a career-high 21 on 7-of-17 field goals and 3-of-8 free throws. He nailed a career-best four 3-pointers, as well.

## Nicholas on the Rise

Point guard DQ Nicholas has seen his scoring average jump 3.5 points over his last two starts. Nicholas has scored double figures in back-to-back games with 12 and 17 points, respectively during Southeast Missouri's home-and-home series against Lipscomb. He shot 9-of-11 at the free throw line in those two contests to help increase his average from 7.5 to 11 points per game. Nicholas is now third on the team in scoring.

## Closing In

Nygal Russell is approaching 100 assists in his career. Russell currently has 90 assists. Russell is in his fourth season with the Redhawks as a redshirt-junior. He is also nine rebounds away from getting 200 in his career.

## Nice Jump

The Redhawks have made 32 three-pointers through their first four games in 2020-21. Southeast Missouri is averaging eight threes per game. SEMO made only 20 three-pointers in its first four games a year ago. The Redhawks rank second in the Ohio Valley Conference in 3-point field goal percentage. SEMO has hit 32-of-85 threes (.376).

## Winning Regulation

Southeast Missouri has not lost in regulation play during all four of its games this year. The Redhawks are 2-0-2 in regulation basketball.

## Gotta Love It

Jordan Love leads the Ohio Valley Conference in assist/turnover ratio. Love dished out 12 assists to just four turnovers for a 3.0 ratio in his first four games. He came off the bench for all those contests.

## Last Time vs. Evansville

None of the players on the 2020-21 roster were with the Redhawks the last time they faced Evansville three years ago. Southeast Missouri and UE met at the Ford Center as part of the Cancun Challenge on Nov. 16, 2017. The Redhawks committed 18 turnovers in a 66-50 loss to the Purple Aces. UE started the game on a 10-2 run and led by 15 (36-21) at halftime.

## First Home Win for Korn

Head Coach Brad Korn earned his first career win at the Show Me Center when Southeast Missouri beat Preseason Atlantic Sun Conference favorite Lipscomb (Dec. 7). The

Redhawks led for the final 11:04 of the tight contest after Eric Reed, Jr.'s jumper gave them a 56-55 edge. SEMO then fought off the Bisons who pulled to within a point six times in the last 10 minutes of the game.

## Strong Start

Southeast Missouri started a season at 2-1 for the first time since 2016-17. That year, the Redhawks dropped its season-opener at Illinois before beating Hannibal-LaGrange (86-54) at home and Western Illinois (74-71) on the road. SEMO already has two wins over NCAA Division I opponents this young season -- 71-66 at Kansas City (Nov. 28); 82-77 vs. Lipscomb (Dec. 2). The Redhawks had only five wins against NCAA Division I foes in 2019-20.

## Big Improvement

The Redhawks second win of the 2020-21 campaign came vs. Lipscomb on Dec. 7. Last year, Southeast Missouri didn't pick up its second victory over an NCAA Division I opponent until early February (76-72, vs. Jacksonville State, Feb. 6).

## Closing Out Late

Southeast Missouri won two of its first three games by five points -- 71-66 at Kansas City (Nov. 28); 82-77 vs. Lipscomb (Dec. 7). In those two wins, SEMO led with five minutes remaining before closing out its victories. A year ago, the Redhawks led with five minutes left in regulation only six times and won four games in that situation. SEMO dropped four

## 2020-21 OVC Standings (as of Dec. 13)

	OVC					Overall					
	Record	Pct.	Home	Away	Streak	Record	Pct.	Home	Away	Neutral	Streak
Belmont	1-0	1.000	1-0	0-0	W1	5-1	0.833	1-1	1-0	3-0	W2
Eastern Kentucky	1-0	1.000	1-0	0-0	W1	5-1	0.833	2-0	1-1	2-0	W3
Murray State	1-0	1.000	1-0	0-0	W1	3-2	0.600	3-0	0-2	0-0	L1
UT Martin	0-0	0.000	---	---	---	1-0	1.000	1-0	0-0	0-0	W1
Jacksonville State	0-0	0.000	---	---	---	3-2	0.600	0-0	0-2	3-0	L1
<b>Southeast Missouri</b>	<b>0-0</b>	<b>0.000</b>	<b>---</b>	<b>---</b>	<b>---</b>	<b>2-2</b>	<b>0.500</b>	<b>1-1</b>	<b>0-1</b>	<b>1-0</b>	<b>L1</b>
Eastern Illinois	0-0	0.000	---	---	---	3-4	0.429	2-0	1-4	0-0	W1
SIUE	0-0	0.000	---	---	---	2-4	0.333	0-1	1-2	1-1	L2
Tennessee Tech	0-0	0.000	---	---	---	0-5	0.000	0-1	0-4	0-0	L5
Austin Peay	0-1	0.000	0-0	0-1	L1	3-2	0.600	1-0	0-1	2-1	L1
Morehead State	0-1	0.000	0-0	0-1	L1	3-4	0.429	3-0	0-3	0-1	W2
Tennessee State	0-1	0.000	0-0	0-1	L1	0-2	0.000	0-0	0-2	0-0	L2



games by one possession in the final five minutes in 2019-20.

### Nolan is Rollin'

Redhawks big man Nolan Taylor increased his scoring numbers each of his first three starts at Southeast Missouri. Taylor established season-bests in points (16), rebounds (8), assists (5) and minutes (28) against Lipscomb (Dec. 7). Taylor, who ranks second on the team with 6.5 rebounds per game and stands second on the team with 12 points per contest, previously scored 10 points vs. Kansas City (Nov. 28) and 14 vs. Southern Illinois (Dec. 2). He is also the Redhawks second-leading free throw shooter with a 76.2 percent clip (16-of-21). SEMO is the third Division I school Taylor has played basketball at. Prior to joining the Redhawks, he spent two seasons at Pepperdine and two at Cal Poly. Taylor's 2019-20 campaign was limited to 14 games due to injury.

### Seeing Double

The Redhawks currently have four players averaging double figures in the scoring column. Chris Harris leads the way with 18.3 points per game. Nolan Taylor (12 ppg), DQ Nicholas (11.0 ppg) and Eric Reed, Jr. (10.3 ppg) round out the group. Harris also ranks fifth in the Ohio Valley Conference in scoring.

### Six and Counting

Chris Harris, who missed all but two games due to a knee injury in 2019-20, has scored double figures in all six games he played at Southeast Missouri. A native of Antioch, Illinois, Harris scored a career-high 21 points at Lipscomb (Dec. 9). He also made multiple 3-pointers in five of those contests. Harris owns a career scoring average of 17.3 points in six games and three starts at SEMO.

### 10 Again

For the second time in three games this young season, Southeast Missouri made 10 three-pointers. The Redhawks shot 10-of-26 from 3-point range with Chris Harris, Nana Akenten and Eric Reed, Jr. knocking down three apiece. SEMO had 10 made threes in a game only one time in 2019-20. That happened exactly one year ago Dec. 7 -- 10, at Drake, Dec. 7, 2019.

### Four in Double-Digits

Four Redhawks have scored double figures in three of four games this 2020-21 season. Most recently, Chris Harris (19), Eric Reed, Jr. (19), Nolan Taylor (16) and DQ Nicholas (12) accomplished the feat vs. Lipscomb (Dec. 7).

### Spark Plug

In the first time he was out of the starting lineup this season, guard Eric Reed, Jr. notched a season-best 19 points. Reed, Jr. came off the bench to shoot 8-of-10 from the

## 2020-21 Stats Comparison

SEMO	UE
2-2.....Record .....	1-3
0-0.....Conference Record.....	0-0
76.5.....Points Per Game.....	65.0
77.5.....Opp. Points Per Game.....	75.3
-1.0.....Scoring Margin.....	-10.3
.457.....Field Goal Percentage.....	.393
.477.....Opp. Field Goal Percentage.....	.478
.376.....3-Point Field Goal Percentage.....	.346
.421.....Opp. 3-Point Field Goal Percentage.....	.451
.620.....Free Throw Percentage.....	.640
.750.....Opp. Free Throw Percentage.....	.662
38.2.....Rebounds Per Game .....	31.8
29.8.....Opp. Rebounds Per Game.....	38.3
+8.5.....Rebounding Margin .....	-6.5
15.0.....Assists Per Game.....	12.0
14.5.....Turnovers Per Game .....	13.5
-2.2.....Turnover Margin.....	-
4.0.....Blocks Per Game .....	2.8
7.5.....Steals Per Game.....	4.0

## This Week's Schedule

### Monday, December 14

Eastern Kentucky at Morehead State, 5 p.m.  
McKendree at Austin Peay, 7 p.m.

### Tuesday, December 15

#### Southeast Missouri at Evansville, 6 p.m.

Prairie View at Murray State, 7 p.m.  
Florida A&M at Austin Peay, 7:30 p.m.

### Wednesday, December 16

Kennesaw State at Belmont, 6:30 p.m.  
Tennessee Tech at Jacksonville State, 7:30 p.m.

### Thursday, December 17

CU Harrodsburg at Eastern Kentucky, 6 p.m.

### Friday, December 18

SIUE at Morehead State, 5 p.m.  
Tennessee Tech at Tennessee, 6 p.m.  
Belmont at Tennessee State, 6 p.m.  
McNeese State at Austin Peay, 6 p.m.  
Georgia Southwestern at Jacksonville State, 6 p.m.  
**UT Martin at Southeast Missouri, 6:30 p.m.**

## SEMO Probable Starters



5

Chris Harris  
G / 6-3 / 205 / R-Jr.  
Antioch, Ill.

18.3 ppg, 1.5 rpg,  
3.0 apg



11

DQ Nicholas  
G / 6-1 / 180 / So.  
Atlanta, Ga.

11.0 ppg, 3.0 rpg,  
2.5 apg



21

Nana Akenten  
G / 6-6 / 215 / Jr.  
Bolingbrook, Ill.

9.0 ppg, 6.3 rpg,  
1.3 apg



25

Nygal Russell  
G / 6-4 / 205 / Jr.  
Houston, Texas

6.5 ppg, 7.3 rpg,  
1.0 apg



31

Nolan Taylor  
F / 6-7 / 260 / Gr.  
Keller, Texas

12.0 ppg, 6.5 rpg,  
1.8 apg



## Honors & Awards

--  
--

field and a near-perfect 3-of-4 from 3-point range in 23 minutes. He averaged 18 points in his last two games alone. Reed, Jr. ranks fourth on the team with 10.3 points per contest.

### OVC Top-Five

The Redhawks rank among the top five Ohio Valley Conference teams in several categories thus far. Southeast Missouri is fifth in scoring offense (76.5 ppg), fifth in field goal percentage (.457), second in 3-point field goal percentage (.376), fifth in rebounding offense (38.2 rpg), first in rebounding defense (29.8 rpg), second in rebounding margin (+8.5), tied for third in blocks (4 bpg), third in assists (15 apg), fourth in steals (7.5 spg), fourth in assist/turnover ratio (60 assists, 58 turnovers, 1.0 ratio), fourth in offensive rebounds (11.8 rpg), first in defensive rebounding percentage (.855) and tied for fourth in 3-point field goals made (8 per game).

### Shot Blockers

The Redhawks recorded seven blocks against Southern Illinois (Dec. 2). Just two games into its 2020-21 campaign, Southeast Missouri surpassed its season-best of six in 31 games a year ago -- at Morehead State (Jan. 30, 2020). SEMO posted a combined 12 blocks in its first two contests. The last time the Redhawks had that many blocks in the first two games of a season was 2007-08 (9 at Xavier, Nov. 10; 3 at Illinois State, Nov. 14).

### Did You Say 50?

Southeast Missouri grabbed 50 rebounds against Southern Illinois (Dec. 2). SEMO outrebounded the Salukis 50-37 for a +13 margin. The Redhawks man-handled SIU, 18-4, on the offensive glass. SEMO last had 50 or more rebounds in a game vs. Southeastern Louisiana (50) on Dec. 6, 2014. The Redhawks became the third Ohio Valley Conference team to get 50 rebounds in a game this year.

### Sharing the Basketball

The Redhawks assisted 21 of their 31 made field goals against Southern Illinois (Dec. 2). It was Southeast Missouri's highest number of assists in a game in 37 contests. The last time SEMO had over 20 assists was at Eastern Illinois (23) on Feb. 16, 2019.

### Career High in Rebounds

Southeast Missouri's top rebounder with 7.3 boards per game, Nygal Russell established a new career-high with 11 rebounds vs. Southern Illinois (Dec. 2). For Russell, it was the first double-digit rebound game of his career. The 11 boards surpassed his previous career-best of eight vs. Belmont on Mar. 2, 2019.

### Experienced Russell

Nygal Russell has the most experience on Southeast Missouri's 2020-21 roster. Russell is playing his third season with the Redhawks as a redshirt-junior. He has scored 367 points, dished out 90 assists, knocked down 42 three-pointers, made 77 free throws, grabbed 191 rebounds and collected 33 steals in 63 games and 20 starts during his career.

### First Career Points

Eric Reed, Jr., Nate Johnson and Dylan Branson scored their first career points at Southeast Missouri vs. Southern Illinois (Dec. 2). Reed, Jr. notched 17 points, Johnson had six points, two blocks and three rebounds, and Branson added two points, four rebounds and three assists.

### Korn Gets First Win

Brad Korn picked up his first career win as a head coach when Southeast Missouri hung on to beat Kansas City, 71-66, at the Negro Baseball League Museum Tip-Off Classic on Nov. 28. Korn became the first to win his debut game as a SEMO head coach in the Redhawks NCAA Division I era (since 1991-92). Carroll Williams was the last to win his first game as a SEMO head coach vs. Missouri Baptist (96-65) on Dec. 1, 1976.

### Welcome to SEMO

Five players took the court for the first time at Southeast Missouri at Kansas City (Nov. 28). Eric Reed, Jr., Nolan Taylor, Nana Akenten, Nate Johnson and Dylan Branson each made their SEMO debuts. Taylor, Reed, Jr. and returnee Chris Harris all made their first career starts against the Roos.

### Russell Seals It

Nygal Russell made two huge 3-pointers in the last 57 seconds and scored the final eight points of the game to nail down Southeast Missouri's first win of the season over Kansas City (Nov. 28). Russell drained the first of that





pair of clutch threes to put the Redhawks ahead, 68-64, after KC made it a one-point game. Then, following two made free throws by the Roos which narrowed SEMO's lead to 68-66 with 33 seconds remaining, Russell delivered the knockout punch with his long 3-pointer as the shot clock expired. That made gave the Redhawks a 71-66 lead with two seconds left. On the final play of the game, Russell intercepted the inbounds pass to put the win on ice. For the game, he scored 14 points on 3-of-5 from the field and 5-of-8 from the free throw line. He also grabbed seven rebounds, had two blocks and collected two steals.

## Harris Nets Game-High

In his first career start and his first basketball game in 384 days, guard Chris Harris put up a game-high 18 points at Kansas City (Nov. 28). Harris shot 5-of-9 from the field, knocked down three 3-pointers and made 5-of-11 free throws in his 2020-21 debut. He also dished out four assists and grabbed three rebounds in 35 minutes. Harris last played on Nov. 10, 2019 -- vs. Purdue Fort Wayne -- a game which he scored 16 points and made the game-winning 3-pointer off the bench. Harris was limited to just two games due to a knee injury in 2019-20.

## Akenten Debut

Nebraska transfer Nana Akenten, who sat out the 2019-20 season due to NCAA Division I transfer regulations, gave Southeast Missouri a huge lift off the bench during his first game in a Redhawk uniform. Akenten scored 16 first-half points, made a game-high four 3-pointers and banked in a beyond halfcourt shot at Kansas City (Nov. 28). He shot 50 percent (6-of-12) from the field, grabbed six rebounds, dished out two assists, collected three steals and had two blocks in 32 minutes. Akenten finished with 17 points for the game.

## Season-Opening Road Win

For the first time in its NCAA Division I era, Southeast Missouri won a season-opener outside of Cape Girardeau when it beat Kansas City, 71-66, on Nov. 28. SEMO started a season with a win over an NCAA Division I opponent for the first time in 16 years. The last time that happened was when the Redhawks edged Green Bay, 63-62, on Nov. 21, 2003.

## True Road Games

Southeast Missouri has lost 19-straight true road games. SEMO did not win a road game (0-16) during the entire 2019-20 campaign. The Redhawks last true road win was at Eastern Illinois (88-79) on Feb. 16, 2019. SEMO is on an eight-game losing streak in true non-conference road games. The Redhawks last non-conference road win was at Mississippi Valley State (77-57) on Dec. 4, 2018.

## Getting to the Free Throw Line

Southeast Missouri attempted 35 free throws against Kansas City (Nov. 28). That total was one away from tying the Redhawks season-high of 36 free throw attempts in 2019-20 (vs. SIUE, Feb. 15). Seven of the nine Redhawks who played against the Roos went to the free throw line. SEMO shot 21-of-35 for the game.

## Season 114

The Redhawks are in their 114th season of basketball. This year marks Southeast Missouri's 30th as an NCAA Division I program. The Redhawks are 345-507 since joining the Division I ranks in 1991-92.

## Roster Talk

Southeast Missouri's 2020-21 roster consists of 13 players, including one returning starter, six returnees and seven newcomers. Five new transfers are among that group, as well. Sophomore guard DQ Nicholas is the Redhawks only starter back from last season.

## Up Next

The Redhawks travel to Missouri Valley Conference member Evansville on Dec. 15. UE is presently winless at 0-3, but plays two more games (vs. Eastern Illinois, Dec. 9; at Saint Louis, Dec. 12) prior to its matchup with the Redhawks.

## Harris Returns

Guard Chris Harris returns from a knee injury that ended his year two games into the 2019-20 campaign. Harris came off the bench and led the Redhawks in scoring the first two games of the season before suffering his injury during practice prior to The Citadel game. He averaged 15.5 points per game and made the game-winning 3-pointer with 27 seconds left

vs. Purdue Fort Wayne prior to his setback. Harris was later granted a medical hardship.

## Other Returnees

Forwards Darrious Agnew and Evan Morrison, and guards Nygal Russell and Jordan Love are the rest of Southeast Missouri's returnees. Russell boasts the best 3-point field goal percentage of any returning player from last year's squad. He averaged 6.3 points and 2.3 rebounds, while rating third on the team in assists (42). Love saw action in 25 games and made four starts, averaging 3.2 points. Agnew participated in 22 games and started five contests in 2019-20. He added 4.7 points and 2.1 rebounds a game. Morrison appeared in 17 games off the bench.

## Schedule

Southeast Missouri will play a 27-game schedule with 12 matchups at the Show Me Center in 2020-21. SEMO tips off the season at the Negro League Baseball Museum Classic in Kansas City on Nov. 27-28. The Redhawks face Northern Colorado (Nov. 27) and either host Kansas City or Greenville (Nov. 28) as part of the multiple team event. Home games with longtime rival Southern Illinois (Dec. 2) and Lipscomb (Dec. 7), and road trips to Lipscomb (Dec. 9), Evansville (Dec. 15) and Indiana State (Dec. 22) fill out the Redhawks seven-game non-conference slate. SEMO meets Atlantic Sun Conference member Lipscomb for the first time in a home-and-home series this year. In order to help address issues associated with the delayed start date and to be responsive to a desire to provide additional contests within the geographic region, OVC schedules increased from 18 to 20 games for the 2020-21 season. Overall, teams will play every OVC team once and nine schools twice. Schools were given discretion to schedule their two games against their "travel partner" separate from the 18-game conference schedule in order to provide flexibility for teams to complete their non-conference schedules. One of SEMO's games against UT Martin must be scheduled before the holiday break and the other can be scheduled any time during the basketball season. The Redhawks open their 20-game OVC schedule at UT Martin (Dec. 12) and then host the Skyhawks in their conference home-opener six days later on Dec. 18. The rest of SEMO's home conference schedule involves dates with Tennessee State (Jan. 2), Murray State (Jan. 14), Austin Peay (Jan. 16), SIU Edwardsville (Jan. 28), Eastern Illinois (Jan. 30), Tennessee Tech (Feb. 4)



and Jacksonville State (Feb. 6). Away games at Tennessee Tech (Dec. 30), Belmont (Jan. 7), Tennessee State (Jan. 9), Morehead State (Jan. 21), Eastern Kentucky (Jan. 23), Murray State (Feb. 11), Austin Peay (Feb. 13), Eastern Illinois (Feb. 25) and SIU Edwardsville (Feb. 27) complete the league schedule. The 2021 OVC Men's and Women's Basketball Tournament is set for Mar. 3-6 at the Ford Center in Evansville, Indiana. It marks the fourth year in a row the event will be held at that venue. Teams will follow approved safety protocols established in partnership with the NCAA's Core Principles of Resocialization of Collegiate Basketball and OVC guidance as it evolves based on science.

Stone is with JSF Nanterre in France and Bradley is with Joensuu Kataja Basket in Finland.


## OVC Preseason Poll

Southeast Missouri was picked to finish 12th in this year's Ohio Valley Conference Preseason Poll. Austin Peay and Murray State have been picked the preseason favorites for the 2020-21 season. It marks the first time since 2009-10 that the poll produced co-favorites. Austin Peay's Terry Taylor was named OVC Preseason Player of the Year.

<u>Team (First-Place Votes)</u>	<u>Pts.</u>
Murray State (10).....	226
Austin Peay (9).....	226
Belmont (5).....	214
Eastern Kentucky.....	173
Eastern Illinois.....	153
Tennessee State.....	139
Jacksonville State.....	124
Morehead State.....	87
Tennessee Tech.....	84
UT Martin.....	80
SIU Edwardsville.....	48
Southeast Missouri.....	30

## Redhawks in Professional Basketball

Antonius Cleveland recently signed with the Oklahoma City Thunder and will play for its G-League affiliate Oklahoma City Blue. plays for Cleveland was previously with the Dallas Mavericks on a two-way contract with the Texas Legends of the NBA G League. Cleveland, who was at Southeast Missouri from 2013-17, became the first Redhawks player signed to a NBA roster since the NBA/ABA merger in 1976. He became the first SEMO player to play and score in a NBA playoff game when he netted four points vs. the Los Angeles Clippers on Aug. 25, 2020. Cousins and Tyler Stone and Jarekious Bradley, once teammates at SEMO, are both playing overseas.

**2 Jordan Love****G // 6-5 // 180 // So. // Durham, N.C.**

**Snapshot:** Saw action in four games off the bench...Posted a career-high four steals at Kansas City (11/28)...Scored 10 points vs. Southern Illinois (12/2)...Leads the team with seven steals.

**14 Nate Johnson****C // 6-9 // 250 // Jr. // Broward County, Fla.**

**Snapshot:** Scored his first points at SEMO vs. Southern Illinois (12/2)...Had six points, three rebounds and two blocks in that game...Averages 2.5 points and 4.0 rebounds per contest.

**3 Eric Reed, Jr.****G // 6-2 // 190 // Jr. // Baton Rouge, La.**

**Snapshot:** Fourth on the team in scoring with 10.3 ppg...Scored a season-best 19 points in his first game off the bench vs. Lipscomb (12/7)...Scored 17 points five days earlier vs. Southern Illinois (12/2)...Ranks third on the team with seven 3-pointers made.

**21 Nana Akenten****G // 6-6 // 215 // Jr. // Bolingbrook, Ill.**

**Snapshot:** Fifth on the team in scoring with 9.0 ppg...Second on the team with eight 3-pointers made and first with five blocks...Put together a strong effort in his SEMO debut at Kansas City (11/28)...Finished with 17 points, made a game-high four 3-pointers and a beyond halfcourt shot of about 60 feet...Made first career start as a Redhawk vs. Lipscomb (12/7).

**5 Chris Harris****G // 6-3 // 205 // R-Jr. // Antioch, Ill.**

**Snapshot:** Leads SEMO and is fifth in the OVC with 18.3 ppg...Leads the Redhawks in FG made (25), 3P FG made (11) and assists (12)...Became SEMO's first 20-point scorer when he had a career-high 21 at Lipscomb (12/9)...Has scored double figures in all six games of his career...Scored first point of the 2020-21 campaign.

**25 Nygal Russell****G // 6-4 // 205 // Jr. // Houston, Texas**

**Snapshot:** Leads the team with 7.3 rpg...Notched 14 points with eight in the final 2:52 of the game to seal SEMO's win at Kansas City (11/28)...Knocked down a pair of 3-pointers in the final 57 seconds...Also had a steal on the final play of the game...Pulled down a career-high 11 rebounds vs. Southern Illinois (12/2).

**10 Manny Patterson****F // 6-8 // 220 // Sr. // Chicago, Ill.**


**Snapshot:** Presently not eligible due to transfer regulations.

**31 Nolan Taylor****F // 6-7 // 260 // Gr. // Keller, Texas**


**Snapshot:** Moved to second on the team in scoring with 12.0 ppg and ranks second with 6.5 rpg...Scored double figures in three of his first four career starts at SEMO...Established season-highs in points (16), rebounds (8), assists (5) and minutes (28) vs. Lipscomb (12/7)...Also ranks second on the team in free throw percentage (.762).

**11 DQ Nicholas****G // 6-1 // 180 // So. // Atlanta, Ga.**

**Snapshot:** Scored double figures in each of his last two games...Third on the team with 11 ppg...Had 12 points vs. Lipscomb (12/7) at home and a season-high 17 against the Bisons on the road (12/9)...Tied for third on the team with five steals...Leads the team in free throw percentage (.800).

**33 Dylan Branson****G // 6-5 // 220 // Fr. // St. Louis, Mo.**

**Snapshot:** Saw limited action in all four games off the bench...Scored his first career points vs. Southern Illinois (12/2)...Finished with two points, four rebounds and three assists in that game...Scored two points at Lipscomb (12/9).

**12 Evan Morrison****F // 6-6 // 200 // Sr. // Lee's Summit, Mo.**

**Snapshot:** --

**44 Darrious Agnew****F // 6-8 // 220 // Sr. // Starkville, Miss.**

**Snapshot:** --

**13 Parker Long****G // 6-2 // 175 // So. // Sikeston, Mo.**

**Snapshot:** --



## Show Me Center Media Guidelines

Media may not be on the court in a team area at any time. All media in the Show Me Center must practice social distancing before, during and after games. Media members must wear face coverings at all times. Media should not enter the facility if showing any illness-related symptoms.

### Media Entrance/Parking

Working media will need to enter through the NCAA Pass Gate located at the Northeast side of the Show Me Center. There will be no assigned parking for media. Parking is available on a first-come, first-serve basis in the East lot near the Show Me Center main entrance. Media will be given symptom and temperature checks upon entry.

### Media Row

Due to COVID-19 policies, media row at the Show Me Center will be limited to only seven spots. There will be one spot reserved for a newspaper reporter that covers each team (home beat writer, visitor beat writer/reporter) and one spot for a reporter with SEMO's student newspaper. Two spots will be assigned to each team's official radio crew (play-by-play, analyst). Visiting radio and all print reporters will be seated on the platform located at the top of Section 117. Home radio, which serves as commentators for SEMO's ESPN+ simulcasts, will be located floor level on the north side.

### Credentials

SEMO's gameday personnel, print, radio and television media will be issued Tier 3 season credentials valid for all of the Redhawks home basketball games in 2020-21. Single-game credentials will be issued to visiting team only for the spots reserved on media row (one print reporter, two radio). Credential requests need to be sent to Jeff Honza (jhonza@semo.edu or redhawk1@me.com) at least 24 hours in advance of each game. Credentials must be worn at all times in the Show Me Center. No spouses will be issued credentials for any of the media areas. Those spots are reserved for legitimate working media only.

### Tier 3

Ohio Valley Conference institutions must designate their Tier 1, 2 and 3 individuals. Print, television, ESPN+, radio and photographers are classified as Tier 3. Tier 3 individuals may provide services to the playing of the game, but shall be distanced from both Tier 1 and Tier 2 individuals. Individuals in Tier 3 do not have to be tested.

### Game Notes & Statistics

SEMO Basketball game notes will be available online at GoSoutheast.com and sent electronically to media prior to each game. No printed copies of game notes will be available at the Show Me Center. There will be no printed copies of official statistics available in-game or postgame for all basketball contests. We request you bring your own copies of any materials you need and a laptop or other device to access live statistics during games. Media should visit [Statb.us/ISEMO](http://Statb.us/ISEMO) for live statistics. A game program and roster card will be the only printed materials placed at each spot on media row.

### Photographers/Videographers

One photographer from the Southeast Missourian, KFVS 12 and The Arrow (SEMO Student Newspaper) and SEMO's videographer may shoot from a reserved area

in Sections 105, 109, 113, and 118. Those individuals can shoot from all four of those locations, but only one person can be at a location at one time. SEMO will utilize a pool photographer for all home games. All images from the pool photographer will be available to media and the visiting opponent. The SEMO Strategic Communications staff will send a link that includes all images (downloadable) from the pool photographer upon request. In the event a visiting team videographer travels, that person will also need to shoot from those same designated areas.

### Press Conferences

All postgame press conferences will be conducted virtually via Zoom. Media will be sent Zoom information and details for press conferences before every game. Head Coaches Brad Korn and Rekha Patterson, along with select student-athletes will be available. Korn and Patterson will address the media immediately following their postgame radio obligations.

### No Media Hospitality

Due to COVID-19 policies, there will be no media hospitality area at the Show Me Center. Food and beverages will not be available for all games.

**SEMO REDHAWKS**  
2020-21  
SOUTHEAST MISSOURI BASKETBALL

**SCHEDULE**

Month	Date	Opponent	Time
November	27	vs Northern Colorado	4 p.m.
November	28	at Kansas City/Kan. Area College	11 a.m./2 p.m.
December	2	SOUTHERN ILLINOIS	6:30 P.M.
December	7	LIPSCOMB	6:30 P.M.
December	9	at Lincoln	7 p.m.
December	12	at UMKC	4 p.m.
December	15	at Franklin	2 p.m.
December	18	UT MARTIN	6:30 P.M.
December	22	at Indiana State	7 p.m.
December	30	at Tennessee Tech	8 p.m.
January	2	TENNESSEE STATE	5 P.M.
January	7	at Belmont	7 p.m.
January	9	at Tennessee State	4 p.m.
January	13	MUSKOGEE STATE	6 P.M.
January	16	AUSTIN PEAY	5 P.M.
January	21	at Morehead State	6 p.m.
January	23	at Eastern Kentucky	2 p.m.
January	28	SIU EDWARDSVILLE	8 P.M.
January	30	EASTERN ILLINOIS	5 P.M.
February	4	TENNESSEE TECH	8 P.M.
February	6	JACKSONVILLE STATE	5 P.M.
February	11	at Murray State	7:30 p.m.
February	13	at Austin Peay	4 p.m.
February	18	EASTERN KENTUCKY	8 P.M.
February	19	MOREHEAD STATE	8 P.M.
February	25	at Eastern Illinois	7:30 p.m.
February	27	at SIU Edwardsville	5 p.m.
March	3	OVC Tournament First Round	Evansville, Ind.
March	4	OVC Tournament Quarterfinals	Evansville, Ind.
March	5	OVC Tournament Semifinals	Evansville, Ind.
March	6	OVC Tournament Championship	Evansville, Ind.

All Times Central & Subject to Change  
Home Games in **BOLD CAPS**  
\*Denotes Ohio Valley Conference Game  
†NBA League Baseball Museum Tip-Off Classic (Shawnee, Okla.)  
All Games Live on the Radio at Real Rock 90.3 FM

**GO SOUTHEAST.COM**

**#LETSSOAR**

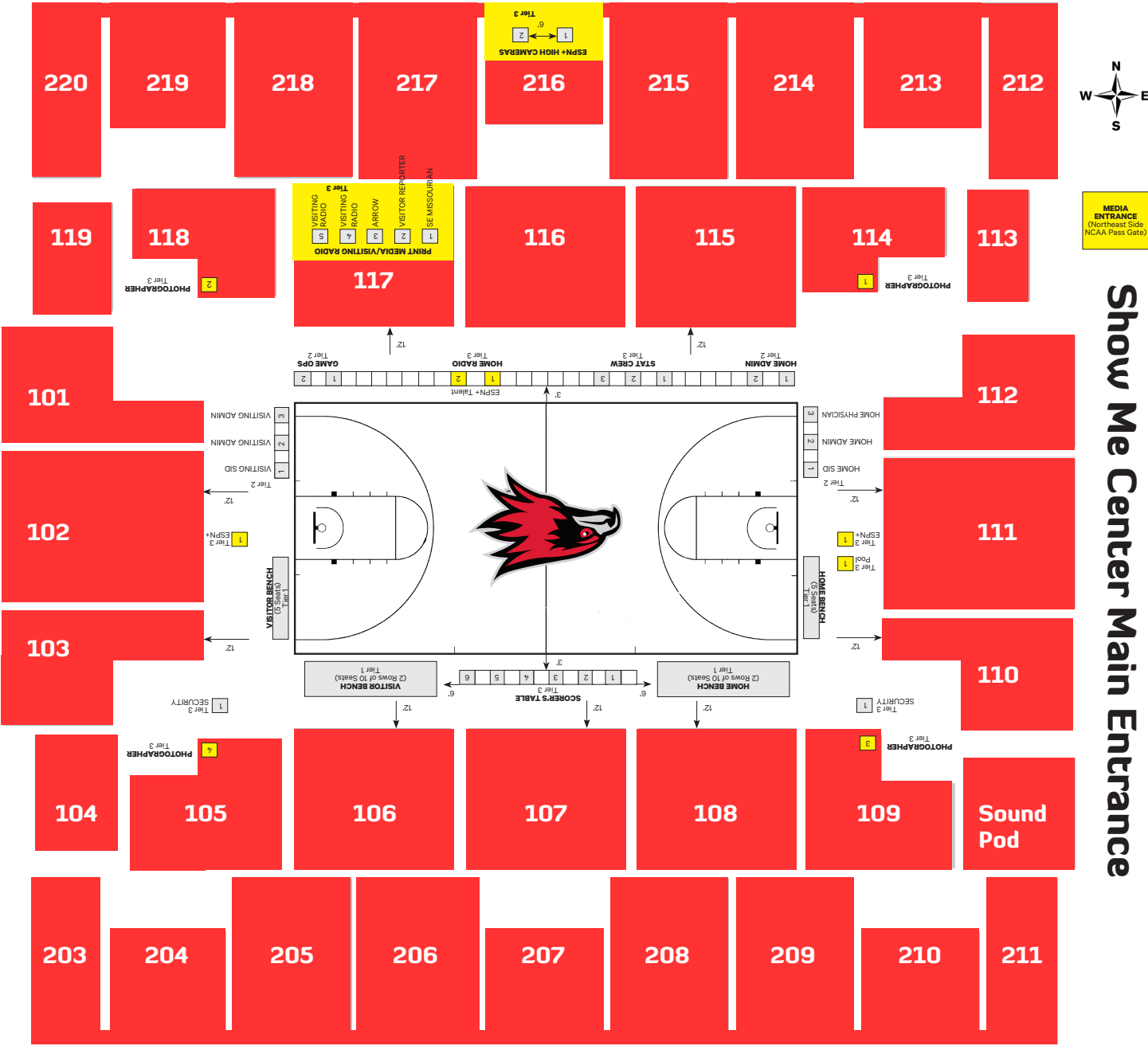
**COACHING STAFF:**  
BRAD KORN | HEAD COACH  
REKHA PATTERSON | SENIOR  
CHARLES ARNOLD | SENIOR  
EVAN HANCOCK | SENIOR  
NOLAN FARVER | SENIOR

Download the SEMO Basketball Media Guide at [GoSoutheast.com](http://GoSoutheast.com)





Media Areas in Yellow





## SOUTHEAST MISSOURI BASKETBALL NOTES // EVANSVILLE

### Numerical Roster

No.	Name	Pos.	Ht.	Wt.	Cl.	Yr.	Hometown (High School/College)
2	Jordan Love	G	6-5	180	So.	3rd	Durham, N.C. (Voyager Academy)
3	Eric Reed, Jr.	G	6-2	190	Jr.	3rd	Baton Rouge, La. (University Laboratory/Howard College)
5	Chris Harris	G	6-3	205	Jr.	4th	Antioch, Ill. (Lake Forest Academy/John A. Logan College)
10	Manny Patterson	F	6-8	220	Sr.	4th	Chicago, Ill. (Kenwood Academy/Green Bay)
11	DQ Nicholas	G	6-1	180	So.	2nd	Atlanta, Ga. (Meadowcreek H.S./Scotland Prep School (Pa.)
12	Evan Morrison	F	6-6	200	Sr.	4th	Lee's Summit, Mo. (KC Christian Academy/John Wood CC)
13	Parker Long	G	6-2	175	So.	2nd	Sikeston, Mo. (Sikeston/Maryville University)
14	Nate Johnson	C	6-9	250	Jr.	3rd	Broward County Fla. (American Heritage/Seminole State College)
21	Nana Akenten	G	6-6	215	Jr.	4th	Bolingbrook, Ill. (Bolingbrook/Nebraska)
25	Nygal Russell	G	6-4	205	Jr.	4th	Houston, Texas (Seven Lakes/ASPIRE Academy (Ky.)
31	Nolan Taylor	F	6-7	260	Sr.	5th	Keller, Texas (Keller/Cal Poly)
33	Dylan Branson	G	6-5	220	Fr.	1st	St. Louis, Mo. (Mehlville)
44	Darrious Agnew	F	6-8	220	Sr.	4th	Starkville, Miss. (Starkville/East Mississippi CC)

### Alphabetical Roster

No.	Name	Pos.	Ht.	Wt.	Cl.	Yr.	Hometown (High School/College)
44	Darrious Agnew	F	6-8	220	Sr.	4th	Starkville, Miss. (Starkville/East Mississippi CC)
21	Nana Akenten	G	6-6	215	Jr.	4th	Bolingbrook, Ill. (Bolingbrook/Nebraska)
33	Dylan Branson	G	6-5	220	Fr.	1st	St. Louis, Mo. (Mehlville)
5	Chris Harris	G	6-3	205	Jr.	4th	Antioch, Ill. (Lake Forest Academy/John A. Logan College)
14	Nate Johnson	C	6-9	250	Jr.	3rd	Broward County Fla. (American Heritage/Seminole State College)
13	Parker Long	G	6-2	175	So.	2nd	Sikeston, Mo. (Sikeston/Maryville University)
2	Jordan Love	G	6-5	180	So.	3rd	Durham, N.C. (Voyager Academy)
12	Evan Morrison	F	6-6	200	Sr.	4th	Lee's Summit, Mo. (KC Christian Academy/John Wood CC)
11	DQ Nicholas	G	6-1	180	So.	2nd	Atlanta, Ga. (Meadowcreek H.S./Scotland Prep School (Pa.)
10	Manny Patterson	F	6-8	220	Sr.	4th	Chicago, Ill. (Kenwood Academy/Green Bay)
3	Eric Reed, Jr.	G	6-2	190	Jr.	3rd	Baton Rouge, La. (University Laboratory/Howard College)
25	Nygal Russell	G	6-4	205	Jr.	4th	Houston, Texas (Seven Lakes/ASPIRE Academy (Ky.)
31	Nolan Taylor	F	6-7	260	Sr.	5th	Keller, Texas (Keller/Cal Poly)

### Head Coach

Brad Korn, First Year (Southern Illinois, 2004)

### Assitant Coaches

Keith Pickens, Third Year (Missouri State, 2013)

Dustin Yoder, First Year (Illinois, 2011)

Sam McMahon, First Year (Delaware, 2008)

### Director of Operations

Aaron Proctor, First Year (Cal State San Bernardino, 2006)

### Graduate Assistant

Collin Jasper

### Manager

C.J. Frazier



### Pronunciations

Nana Akenten.....na-nuh uh-ken-ten

Nygal Russell.....nye-juhl



**Jordan Love**  
G // 6-5 // 180 // R-So.  
Durham, N.C.



**Eric Reed, Jr.**  
G // 6-2 // 190 // Jr.  
Baton Rouge, La.



**Chris Harris**  
G // 6-3 // 205 // R-Jr.  
Antioch, Ill.



**Manny Patterson**  
F // 6-8 // 220 // Sr.  
Chicago, Ill.



**DQ Nicholas**  
G // 6-1 // 180 // So.  
Atlanta, Ga.



**Evan Morrison**  
F // 6-6 // 200 // Sr.  
Lee's Summit, Mo.



**Parker Long**  
G // 6-2 // 175 // So.  
Sikeston, Mo.



**Nate Johnson**  
C // 6-9 // 250 // Jr.  
Broward County, Fla.



**Nana Akenten**  
G // 6-6 // 215 // R-Jr.  
Bolingbrook, Ill.



**Nygal Russell**  
G // 6-4 // 205 // R-Jr.  
Durham, N.C.



**Nolan Taylor**  
F // 6-7 // 260 // R-Sr.  
Keller, Texas



**Dylan Branson**  
G // 6-5 // 220 // Fr.  
St. Louis, Mo.



**Darrious Agnew**  
F // 6-8 // 220 // Sr.  
Starkville, Miss.



**Brad Korn**  
Head Coach // First Year  
Southern Illinois, 2004



**Keith Pickens**  
Assistant Coach // Third Year  
Missouri State, 2013



**Dustin Yoder**  
Assistant Coach // First Year  
Illinois, 2011



**Sam McMahon**  
Assistant Coach // First Year  
Delaware, 2008



**Aaron Proctor**  
Director of Operations  
Cal State San Bernardino, 2006



**Collin Jasper**  
Graduate Assistant





# BRAD KORN

HEAD COACH

FIRST YEAR // SOUTHERN ILLINOIS, 2004

**B**rad Korn was named head coach at Southeast Missouri on Mar. 23, 2020.

Korn is the seventh head coach in SEMO's NCAA Division I era (since 1991-92). He spent five years at Big 12 Conference member Kansas State working the last four seasons as an assistant coach and one as the program's Director of Operations.

In four years back at K-State after returning following a three-year stint at Missouri State (2013-16), Korn helped the Wildcats to 82 wins and three-straight NCAA Tournament appearances. K-State posted back-to-back 25-win campaigns for the first time in school history (2017-18, 2018-19).

During his first year back in 2016-17, the squad won 21 games, including eight over teams that advanced to the

postseason, and knocked off Wake Forest in the NCAA First Four before losing to #18 Cincinnati in the NCAA South Regional First Round.

Working primarily with the post players, Korn was a big influence on the development of two-time All-Big 12 First Team selection Dean Wade, who became the fourth Wildcat to earn All-Big 12 First-Team honors in 2018 and just the second to do so in back-to-back seasons. Wade is one of just three players to rank in the school's Top 10 in both career scoring (1,510) and rebounding (685). He was instrumental in the progress of Makol Mawien, who has started all 103 games in his K-State career and emerged as one of the top big men in the Big 12.

Korn was also key in the growth of All-Big 12 selections

Wesley Iwundu and D.J. Johnson during his first season as an assistant coach in 2016-17. Iwundu, who was twice named Third Team All-Big 12, became the first Wildcat since 2008 to be taken in the NBA Draft when he was selected with 33rd overall pick by the Orlando Magic. Johnson, an honorable mention all-league selection, broke the career field goal percentage record at 59.5 percent, while setting the single-season mark for the second consecutive season at 62.3 percent in 2016-17.

Korn spent one season on Bruce Weber's inaugural staff at K-State as Director of Operations in 2012-13, helping the Wildcats to a 27-8 overall record and their first-ever Big 12 regular-season title. It was the school's first conference title since 1977, while the 27 wins

rated second-most in school history.

Overall, he has 15 years of Division I experience, which includes time at his alma mater – Southern Illinois (2004-12).

Korn has extensive ties to Weber after playing his first four years (1999-2003) for him at Southern Illinois. He redshirted in 1999-2000 before playing the next three years for Weber. He concluded his playing career for (current Purdue head coach) Matt Painter in 2003-04 before spending the next eight years (2004-12) at SIU as an assistant for then-Saluki head coach and current K-State associate head coach Chris Lowery.

Korn returned to Manhattan in May 2016 after three seasons at Missouri State, where he served as an assistant coach to then-head coach Paul Lusk from 2013-16. At MSU, he helped the





Bears to 44 wins, including a 20-win season and a trip to the CollegelInsider.com Tournament in 2013-14.

Korn helped mentor a number of All-Missouri Valley honorees during his stay at Missouri State, including 2014 All-MVC Second-Team selection Jarmar Gulley and 2016 MVC Newcomer of the Year Dequon Miller. In addition, he coached three MVC All-Freshman Team honorees in Austin Ruder in 2014 and Obediah Church and Jarred Dixon in 2016 as well as two Most Improved Team members (Dorrian Williams in 2015 and Chris Kendrix in 2016).

Prior to his first stint at K-State, Korn spent eight years (2004-12) at Southern Illinois, including his final six years as a full-time assistant under Lowery. He helped the Salukis post a 145-116 (.556) overall record with four postseason appearances,

two Missouri Valley Conference championships and one State Farm Missouri Valley Conference Tournament title. The squad won 20 or more games and advanced to the NCAA Tournament on three occasions (2005, 2006, 2007) during his tenure as an assistant coach, including a 2007 trip to the Sweet 16. He was a graduate assistant at SIU his first two years before being elevated to a full-time assistant coach on Jan. 31, 2006.

A native of Plano, Illinois, Korn helped the Salukis through one of their greatest periods of success from 1999 to 2004. The squad went from 16 wins his redshirt-freshman season to three consecutive NCAA Tournament appearances under Weber and Painter. He was also a part of three Missouri Valley regular season championships as a player.

The 6-foot-9 forward saw action in 121 games in his career, averaging 5.2 points and 2.3 rebounds in 14.5 minutes per game. As a senior, he averaged 9.7 points on 41 percent shooting with four rebounds and 1.9 assists in helping SIU to 25 wins and a 17-1 mark in MVC play. He was named to the league's Most Improved Team.

Korn earned a bachelor's degree in Marketing from Southern Illinois in 2004 and his master's degree in Administrative Studies from Missouri State in 2016. He resides in Cape Girardeau with his wife, Kristin, and daughters Brielyn and Ashtyn.



## ■ The Korn File

**Experience:**  
16th Year (First at SEMO)

**Hometown:**  
Plano, Ill.

**Birthdate:**  
August 22, 1981

**Alma Mater:**  
Southern Illinois, 2004

**Education:**  
B.A. Marketing (Southern Illinois)  
Master's Administrative Studies (Missouri State)

**Date Hired:**  
March 23, 2020

**Family:**  
Wife - Kristin  
Children - Brielyn, Ashtyn

**Playing Experience:**  
Southern Illinois, 1999-04

**Coaching Experience:**  
Southern Illinois, Graduate Asst., 2004-06  
Southern Illinois, Assistant Coach, 2006-12  
Kansas State, Dir. of Operations, 2012-13  
Missouri State, Assistant Coach, 2013-16  
Kansas State, Assistant Coach, 2016-20  
Southeast Missouri, 2020-pr.





## 2020-21 Statistics

### Game Records

Record	Overall	Home	Away	Neutral
ALL GAMES	2-2	1-1	1-1	0-0
CONFERENCE	0-0	0-0	0-0	0-0
NON-CONFERENCE	2-2	1-1	1-1	0-0

### Score by Periods

Team	1st	2nd	OT	TOT
Southeast Mo. St.	129	158	19	306
Opponents	129	148	33	310

### Team Box Score

No.	Player				Total		3-Point		F-Throw		Rebounds													
		GP-GS	MIN	AVG	FG-FGA	FG%	3FG-FGA	3FG%	FT-FTA	FT%	OFF	DEF	TOT	AVG	PF	DQ	A	TO	BLK	STL	PTS	AVG		
5	HARRIS, Chris	4-4	122:02	30.5	25-54	.463	11-27	.407	12-23	.522	2	4	6	1.5	8	1	12	12	0	2	73	18.3		
31	TAYLOR, Nolan	4-4	95:12	23.8	16-30	.533	0-0	.000	16-21	.762	9	17	26	6.5	10	0	7	3	2	2	48	12.0		
11	NICHOLAS, DQ	4-4	117:15	29.3	13-37	.351	2-9	.222	16-20	.800	2	10	12	3.0	14	1	10	14	1	5	44	11.0		
3	REED, JR., Eric	4-2	101:25	25.4	16-25	.640	7-12	.583	2-3	.667	5	5	10	2.5	13	0	1	3	1	2	41	10.3		
21	AKENTEN, Nana	4-2	115:27	28.9	13-32	.406	8-21	.381	2-4	.500	5	20	25	6.3	10	1	5	10	5	5	36	9.0		
25	RUSSELL, Nygal	4-4	119:31	29.9	7-20	.350	3-10	.300	9-15	.600	9	20	29	7.3	14	2	4	6	3	6	26	6.5		
2	LOVE, Jordan	4-0	95:34	23.9	9-20	.450	1-4	.250	5-13	.385	1	12	13	3.3	3	0	12	4	1	7	24	6.0		
14	JOHNSON, Nate	4-0	49:21	12.3	5-9	.556	0-0	.000	0-1	.000	6	10	16	4.0	4	0	4	1	3	0	10	2.5		
33	BRANSON, Dylan	4-0	34:12	8.6	2-5	.400	0-2	.000	0-0	.000	1	3	4	1.0	8	0	5	4	0	1	4	1.0		
Team											7	5	12					1						
Total		4	850		106-232	.457	32-85	.376	62-100	.620	47	106	153	38.3	84	5	60	58	16	30	306	76.5		
Opponents		4	850		103-216	.477	32-76	.421	72-96	.750	18	101	119	29.8	83	3	63	49	14	26	310	77.5		

### Team Statistics

	SEMO	OPP
<b>Scoring</b>	<b>306</b>	<b>310</b>
Points per game	76.5	77.5
Scoring margin	-1.0	-
<b>Field goals-att</b>	<b>106-232</b>	<b>103-216</b>
Field goal pct	.457	.477
<b>3 point fg-att</b>	<b>32-85</b>	<b>32-76</b>
3-point FG pct	.376	.421
3-pt FG made per game	8.0	8.0
<b>Free throws-att</b>	<b>62-100</b>	<b>72-96</b>
Free throw pct	.620	.750
F-Throws made per game	15.5	18.0
<b>Rebounds</b>	<b>153</b>	<b>119</b>
Rebounds per game	38.3	29.8
Rebounding margin	+8.5	-
<b>Assists</b>	<b>60</b>	<b>63</b>
Assists per game	15.0	15.8
<b>Turnovers</b>	<b>58</b>	<b>49</b>
Turnovers per game	14.5	12.3
Turnover margin	-2.3	-
Assist/turnover ratio	1.0	1.3
<b>Steals</b>	<b>30</b>	<b>26</b>
Steals per game	7.5	6.5
<b>Blocks</b>	<b>16</b>	<b>14</b>
Blocks per game	4.0	3.5
<b>Winning streak</b>	<b>0</b>	<b>-</b>
Home win streak	1	-
<b>Attendance</b>	<b>1320</b>	<b>663</b>
Home games-Avg/Game	2-660	2-332
Neutral site-Avg/Game	-	0-0

### Team Results

Date	Opponent		Score	Att.
11/28/2020	at Kansas City	W	71-66	175
12/02/2020	Southern Ill.	Lot	79-87	740
12/07/2020	Lipscomb	W	82-77	580
12/09/2020	at Lipscomb	Lot	74-80	488



## 2019-20 OVC Statistics

RECORD:	OVERALL	HOME	AWAY	NEUTRAL
ALL GAMES	3-15	3-6	0-9	0-0
CONFERENCE	3-15	3-6	0-9	0-0
NON-CONFERENCE	0-0	0-0	0-0	0-0

#	Player	gp-gs	min	avg	Total		3-Point		F-Throw		Rebounds				pf	dq	a	to	blk	stl	pts	avg
					fg-fga	fg%	3fg-fga	3fg%	ft-fa	ft%	off	def	tot	avg								
00	CALDWELL, Alex	18-16	572	31.8	83-199	.417	27-81	.333	38-48	.792	11	34	45	2.5	45	2	66	41	7	11	231	12.8
23	TOLBERT, Sage	18-18	516	28.7	63-108	.583	2-7	.286	54-81	.667	48	78	126	7.0	53	2	19	31	19	15	182	10.1
03	HOGAN, Skyler	18-17	517	28.7	65-169	.385	32-88	.364	18-20	.900	6	65	71	3.9	26	0	17	18	3	4	180	10.0
25	RUSSELL, Nygal	16-7	354	22.1	47-101	.465	22-52	.423	15-22	.682	7	43	50	3.1	30	0	31	28	1	12	131	8.2
10	WILSON, Quatarrius	18-15	368	20.4	49-97	.505	0-5	.000	44-66	.667	44	45	89	4.9	60	3	17	27	5	7	142	7.9
11	NICHOLAS, DQ	17-7	394	23.2	38-99	.384	9-32	.281	30-42	.714	5	34	39	2.3	27	0	33	23	2	14	115	6.8
13	GABLE, Isaiah	18-3	385	21.4	33-90	.367	18-63	.286	14-17	.824	5	37	42	2.3	43	0	11	15	2	4	98	5.4
02	LOVE, Jordan	17-4	258	15.2	24-70	.343	4-16	.250	17-27	.630	11	17	28	1.6	18	0	17	22	2	5	69	4.1
04	KAO, Oscar	9-3	106	11.8	10-30	.333	3-8	.375	6-6	1.000	2	11	13	1.4	18	0	8	13	0	4	29	3.2
01	CUFFEE, Khalil	6-0	28	4.7	7-14	.500	4-10	.400	1-2	.500	0	1	1	0.2	3	0	3	1	1	0	19	3.2
44	AGNEW, Darrious	9-0	59	6.6	5-21	.238	0-1	.000	6-9	.667	3	8	11	1.2	9	1	3	4	0	2	16	1.8
12	MORRISON, Evan	11-0	68	6.2	2-9	.222	1-7	.143	0-0	.000	2	3	5	0.5	4	0	1	1	0	1	5	0.5
Team											27	30	57					2				
Total.....		18	3625		426-1007	.423	122-370	.330	243-340	.715	171	406	577	32.1	336	8	226	226	42	79	1217	67.6
Opponents.....		18	3625		499-1024	.487	136-360	.378	246-345	.713	175	467	642	35.7	316	-	277	210	59	93	1380	76.7

TEAM STATISTICS	SEMO	OPP	Date	Opponent	Score	Att.
SCORING	1217	1380	* 01-02-20	at Austin Peay	L 63-78	917
Points per game	67.6	76.7	* 01-04-20	at Murray St.	L 59-81	4125
Scoring margin	-9.1	-	* 01-09-20	BELMONT	L 64-89	1097
FIELD GOALS-ATT	426-1007	499-1024	* 01-11-20	TENNESSEE STATE	L 73-75	1012
Field goal pct	.423	.487	* 01-16-20	AUSTIN PEAY	L 59-84	989
3 POINT FG-ATT	122-370	136-360	* 01-18-20	MURRAY ST.	Lot 91-96	1784
3-point FG pct	.330	.378	* 01-23-20	at SIUE	L 65-84	655
3-pt FG made per game	6.8	7.6	* 01-25-20	at Eastern Illinois	L 59-61	1538
FREE THROWS-ATT	243-340	246-345	* 01-30-20	at Morehead State	L 74-90	4892
Free throw pct	.715	.713	* 02-01-20	at Eastern Kentucky	L 57-70	2937
F-Throws made per game	13.5	13.7	* 02-06-20	JACKSONVILLE STATE	w 76-72	1256
REBOUNDS	577	642	* 02-08-20	TENNESSEE TECH	L 60-62	1486
Rebounds per game	32.1	35.7	* 02-13-20	UT MARTIN	w 74-72	1076
Rebounding margin	-3.6	-	* 02-15-20	SIUE	w 75-71	1678
ASSISTS	226	277	* 02-20-20	at Jacksonville St.	L 58-65	1256
Assists per game	12.6	15.4	* 02-22-20	at Tennessee Tech	L 62-71	1847
TURNOVERS	226	210	* 02-27-20	EASTERN ILLINOIS	L 70-72	1775
Turnovers per game	12.6	11.7	* 02-29-20	at UT Martin	L 78-87	1204
Turnover margin	-0.9	-				
Assist/turnover ratio	1.0	1.3				
STEALS	79	93				
Steals per game	4.4	5.2				
BLOCKS	42	59				
Blocks per game	2.3	3.3				
ATTENDANCE	12153	19371				
Home games-Avg/Game	9-1350	9-2152				
Neutral site-Avg/Game	-	0-0				

\* = Conference game

! = Cable Car Classic (Santa Clara, Calif.)

Score by Periods	1st	2nd	OT	Totals
Southeast Missouri	576	628	13	1217
Opponents	678	684	18	1380



## Comparison Game-by-Game (SEMO/Opponent)

Opponent	1st	2nd	Score	Mar	Total FG	FG Pct	3-Pointers	3FG Pct	Free Throws	FT Pct	Rebounds (Mar)	Assist	T/Over	Block	Steal	Fouls
Kansas City	37/31	34/35	71-66	+5	20-41/24-52	.488/.462	10-23/4-13	.435/.308	21-35/14-23	.600/.609	31/32 (1)	12/13	17/17	5/2	11/13	22/25
Southern Illinois	31/29	40/42	79-87	(8)	31-74/25-58	.419/.431	6-19/9-21	.316/.429	11-21/28-35	.524/.800	50/37 +13	21/13	13/9	7/7	6/5	28/18
Lipscomb	39/37	43/40	82-77	+5	30-62/28-51	.484/.549	10-26/10-22	.385/.455	12-16/11-14	.750/.786	31/25 +6	19/22	7/13	1/2	6/1	12/16
Lipscomb	22/32	41/31	74-8	(6)	25-55/26-55	.455/.473	6-17/9-20	.353/.450	18-28/19-24	.643/.792	41/25 +16	8/15	21/10	3/3	7/7	22/24
UT Martin																
Evansville																
UT Martin																
Indiana State																
Tennessee Tech																
Tennessee State																
Belmont																
Tennessee State																
Murray State																
Austin Peay																
Morehead State																
Eastern Kentucky																
SIU Edwardsville																
Eastern Illinois																
Tennessee Tech																
Jacksonville State																
Murray State																
Austin Peay																
Eastern Kentucky																
Morehead State																
Eastern Illinois																
SIU Edwardsville																

## Points in the Paint, Second Chance Points, Points Off Turnovers, Fastbreak Points, Bench Points

Opponent	W/L	POINTS IN THE PAINT		2ND CHANCE POINTS		POINTS OFF TURNOVERS		FAST BREAK POINTS		BENCH POINTS	
		SEMO	OPP.	SEMO	OPP.	SEMO	OPP.	SEMO	OPP.	SEMO	OPP.
Kansas City	W	16	40	6	8	21	16	8	12	21	10
Southern Illinois	L	38	32	17	2	10	15	6	4	26	17
Lipscomb	W	28	32	12	1	23	7	4	2	23	8
Lipscomb	L	32	34	17	2	17	30	0	6	17	18
UT Martin											
Evansville											
UT Martin											
Indiana State											
Tennessee Tech											
Tennessee State											
Belmont											
Tennessee State											
Murray State											
Austin Peay											
Morehead State											
Eastern Kentucky											
SIU Edwardsville											
Eastern Illinois											
Tennessee Tech											
Jacksonville State											
Murray State											
Austin Peay											
Eastern Kentucky											
Morehead State											
Eastern Illinois											
SIU Edwardsville											





Game-by-Game Leaders

Opponent	W/L	Score	Points	Rebounds	Assists	Blocks	Steals
Kansas City	W	71-66	Harris - 18	Taylor, Russell - 7	Harris - 4	Russell - 2	Love - 4
Southern Illinois	L	79-87 <sup>OT</sup>	Reed, Jr. -17	Russell - 11	Harris - 5	Johnson, Akenten - 2	Russell - 2
Lipscomb	W	92-77	Harris, Reed, Jr. - 19	Taylor - 8	Taylor, Nicholas - 5	Taylor - 1	Nicholas - 3
Lipscomb	L	74-80 <sup>OT</sup>	Harris - 21	Russell - 8	Aktenen, Love - 2	Taylor, Nicholas, Akenten - 1	Russell, Love - 2

UT Martin  
Evansville  
UT Martin  
Indiana State  
Tennessee Tech  
Tennessee State  
Belmont  
Tennessee State  
Murray State  
Austin Peay  
Morehead State  
Eastern Kentucky  
SIU Edwardsville  
Eastern Illinois  
Tennessee Tech  
Jacksonville State  
Murray State  
Austin Peay  
Eastern Kentucky  
Morehead State  
Eastern Illinois  
SIU Edwardsville

Game-by-Game Starters

Opponent	W/L	Score	Guard	Guard	Guard	Guard	Forward	First Man Off the Bench
Kansas City	W	71-66	Nicholas	Harris	Reed, Jr.	Russell	Taylor	Aktenen, 17 pts., 6 reb., 3 steals, 2 blocks, 32 min.
Southern Illinois	L	79-87 <sup>OT</sup>	Nicholas	Harris	Reed, Jr.	Russell	Taylor	Johnson, 6 pts., 3 reb., 2 blocks, 14 min.
Lipscomb	W	82-77	Nicholas	Harris	Aktenen	Russell	Taylor	Reed, Jr., 19 pts., 23 min.
Lipscomb	L	74-80 <sup>OT</sup>	Nicholas	Harris	Aktenen	Russell	Taylor	Reed, Jr., 5 pts., 3 reb., 30 min.

UT Martin  
Evansville  
UT Martin  
Indiana State  
Tennessee Tech  
Tennessee State  
Belmont  
Tennessee State  
Murray State  
Austin Peay  
Morehead State  
Eastern Kentucky  
SIU Edwardsville  
Eastern Illinois  
Tennessee Tech  
Jacksonville State  
Murray State  
Austin Peay  
Eastern Kentucky  
Morehead State  
Eastern Illinois  
SIU Edwardsville

Starting Lineup Combinations

Record	Guard	Guard	Guard	Guard	Forward
1-1	Nicholas	Harris	Reed, Jr.	Russell	Taylor
1-1	Nicholas	Harris	Aktenen	Russell	Taylor



## SOUTHEAST MISSOURI BASKETBALL NOTES // EVANSVILLE

	Score	FG-A	Pct.	3FG-A	Pct.	FT-A	Pct.	OFF	DEF	Total	F	A	TO	B	S
<b>Southeast Missouri</b>	<b>W, 71-66</b>	<b>20-41</b>	<b>.488</b>	<b>10-23</b>	<b>.435</b>	<b>21-35</b>	<b>.600</b>	<b>3</b>	<b>28</b>	<b>31</b>	<b>22</b>	<b>12</b>	<b>17</b>	<b>5</b>	<b>11</b>
Kansas City		24-52	.462	4-13	.308	14-23	.609	7	25	32	25	13	17	2	13
<b>Southeast Missouri</b>	<b>L, 79-87 OT</b>	<b>31-74</b>	<b>.419</b>	<b>6-19</b>	<b>.316</b>	<b>11-21</b>	<b>.524</b>	<b>18</b>	<b>32</b>	<b>50</b>	<b>28</b>	<b>21</b>	<b>13</b>	<b>7</b>	<b>6</b>
Southern Illinois		25-58	.431	9-21	.429	28-35	.800	4	33	37	18	13	9	7	5
<b>Southeast Missouri</b>	<b>W, 82-77</b>	<b>30-62</b>	<b>.484</b>	<b>10-26</b>	<b>.385</b>	<b>12-16</b>	<b>.750</b>	<b>11</b>	<b>20</b>	<b>31</b>	<b>12</b>	<b>19</b>	<b>7</b>	<b>1</b>	<b>6</b>
Lipscomb		28-51	.549	10-22	.455	11-14	.786	4	21	25	16	22	13	2	1
<b>Southeast Missouri</b>	<b>L, 74-80 OT</b>	<b>25-55</b>	<b>.455</b>	<b>6-17</b>	<b>.353</b>	<b>18-28</b>	<b>.643</b>	<b>15</b>	<b>26</b>	<b>41</b>	<b>22</b>	<b>8</b>	<b>21</b>	<b>3</b>	<b>7</b>
Lipscomb		26-55	.473	9-20	.450	19-24	.792	3	22	25	24	15	10	3	7

**Southeast Missouri**

UT Martin

**Southeast Missouri**

Evansville

**Southeast Missouri**

UT Martin

**Southeast Missouri**

Indiana State

**Southeast Missouri**

Tennessee Tech

**Southeast Missouri**

Tennessee State

**Southeast Missouri**

Belmont

**Southeast Missouri**

Tennessee State

**Southeast Missouri**

Murray State

**Southeast Missouri**

Austin Peay

**Southeast Missouri**

Morehead State

**Southeast Missouri**

Eastern Kentucky

**Southeast Missouri**

SIU Edwardsville

**Southeast Missouri**

Eastern Illinois

**Southeast Missouri**

Tennessee Tech

**Southeast Missouri**

Jacksonville State

**Southeast Missouri**

Murray State

**Southeast Missouri**

Austin Peay

**Southeast Missouri**

Eastern Kentucky

**Southeast Missouri**

Morehead State

**Southeast Missouri**

Eastern Illinois

**Southeast Missouri**

SIU Edwardsville



## 2020-21 Game-by-Game Leaders Summary (# of Games)

### Points

Chris Harris.....	3
Erick Reed, Jr.....	2

### Rebounds

Nygal Russell.....	3
Nolan Taylor.....	2

### Assists

Chris Harris.....	2
Nolan Taylor.....	1
DQ Nicholas.....	1
Nana Akenten.....	1
Jordan Love.....	1

### Blocks

Nana Akenten.....	3
Nolan Taylor.....	2
Nygal Russell.....	1
Nate Johnson.....	1
DQ Nicholas.....	1

### Steals

Jordan Love.....	2
Nygal Russell.....	2
DQ Nicholas.....	1

### Dunks (# for 2020-21 Season)

Nana Akenten.....	1
Nate Johnson.....	1

### Games Played/Started

	2020-21	Career
Nygal Russell	4/4	63/20
DQ Nicholas	4/4	34/23
Jordan Love	3/0	29/4
Darrious Agnew	-	22/5
Evan Morrison	-	17/0
Chris Harris	4/4	6/4
Nolan Taylor	4/4	4/4
Eric Reed, Jr.	4/2	4/2
Nana Akenten	4/2	4/2
Nate Johnson	4/0	4/0
Dylan Branson	4/0	4/0

## Career Ledger

### Double-Digit Point Games

	2020-21	Career
Nygal Russell.....	1	12
DQ Nicholas.....	2	11
Chris Harris.....	4	6
Jordan Love.....	1	3
Darrious Agnew.....	-	3
Nolan Taylor.....	3	3
Eric Reed, Jr.....	2	2
Nana Akenten.....	1	1

### Double-Digit Rebound Games

	2020-21	Career
Nygal Russell.....	1	1

### 20+ Point Games

	2020-21	Career
DQ Nicholas.....	-	3
Nygal Russell.....	-	1
Chris Harris.....	1	1

### 8+ Rebound Games

	2020-21	Career
Nygal Russell.....	2	3
Nana Akenten.....	1	1
Nolan Taylor.....	1	1

### 5+ Assist Games

	2020-21	Career
Nygal Russell.....	-	4
DQ Nicholas.....	1	2
Jordan Love.....	-	1
Chris Harris.....	1	1
Nolan Taylor.....	1	1

### 3+ Steal Games

	2020-21	Career
Nygal Russell.....	-	2
DQ Nicholas.....	1	2
Jordan Love.....	1	1
Nana Akenten.....	1	1

### Double-Doubles

	2020-21	Career
--		

## SEMO's 2020-21 Record:

At Home.....	1-1
On the Road.....	0-1
At Neutral Sites.....	1-0
In Ohio Valley Conference Games.....	0-0
In November.....	1-0
In December.....	1-2
In January.....	0-0
In February.....	0-0
In March.....	0-0
Leading at the Half.....	2-1
Trailing at the Half.....	0-1
Tied at the Half.....	0-0
In Overtime Games.....	0-2
The Redhawks Score First.....	0-2
In 1-4 Point Games.....	0-0
In 5-9 Point Games.....	2-2
In 10-14 Point Games.....	0-0
In 15+ Point Games.....	0-0
Leading with Five Minutes Left in Regulation.....	2-1
Trailing with Five Minutes Left in Regulation.....	0-1
Tied with Five Minutes Left in Regulation.....	0-0
Scoring Less than 50 Points.....	0-0
Scoring 50-59 Points.....	0-0
Scoring 60-69 Points.....	0-0
Scoring 70-79 Points.....	1-2
Scoring 80-89 Points.....	1-0
Scoring 90-99 Points.....	0-0
Scoring 100 or more Points.....	0-0
Giving up Less Than 50 Points.....	0-0
Giving up 50-59 Points.....	0-0
Giving up 60-69 Points.....	1-0
Giving up 70-79 Points.....	1-0
Giving up 80-89 Points.....	0-2
Giving up 90-99 Points.....	0-0
Giving up 100 or more Points.....	0-0
Shooting 50% or Better from the Field.....	0-0
Shooting Less Than 50% from the Field.....	2-2
Opponent Shoots 50% or Better from the Field.....	1-0
Opponent Shoots Less Than 50% from the Field.....	1-2
Outshooting Opponent.....	1-0
Outshot by Opponent.....	1-2
Field Goal Percentage is Tied.....	0-0
Shooting 50% or Better from 3-Point Range.....	0-0
Shooting Less Than 50% from 3-Point Range.....	2-2
Opponent Shoots 50% or Better from 3-Point Range.....	0-0
Opponent Shoots Less Than 50% from 3-Point Range.....	2-2
Shooting 50% or Better from the Free Throw Line.....	2-2
Shooting Less Than 50% from the Free Throw Line.....	0-0
Opponent Shoots 50% or Better from the Free Throw Line.....	2-1
Opponent Shoots Less Than 50% from the Free Throw Line.....	0-1
Shooting More Free Throws Than Opponent.....	2-1
Shooting Less Free Throws Than Opponent.....	0-1
Free Throws are Tied.....	0-0
Southeast's Starters Outscore Opponent's Starters.....	0-0
Opponent's Starters Outscore Southeast's Starters.....	2-2
Starter Scoring is Tied.....	0-0
Bench Outscores Opponent.....	2-1
Opponent Bench Outscores Southeast.....	0-1
Bench Scoring is Tied.....	0-0
Bench Contributes Double Figures in Points.....	2-2
No Redhawk Players Score Double Figures.....	0-0
Two Redhawk Players Score Double Figures.....	0-1
3+ Redhawk Players Score Double Figures.....	2-1
Outrebounding an Opponent.....	1-2
Opponent Outrebounds Southeast.....	1-0
Rebounds are Tied.....	0-0
Getting 10+ Assists.....	2-1
Getting 10+ Steals.....	1-0
Getting 5+ Blocks.....	1-1
Forcing more Turnovers than Opponent.....	1-0
Committing more Turnovers than Opponent.....	0-2
Turnovers are Tied.....	1-0



## DARRIOUS AGNEW

# 44

**2019-20:** Participated in 28 games and started seven...Ranked fourth on the team with 23 three-pointers made...Averaged 6.3 points and 2.9 rebounds...Rated third on the team with 42 assists...Added 19 steals, good for fourth-best...Averaged 18.3 minutes per game...Scored double figures seven times with a season-high 21 points vs. Tennessee Tech (2/8)...Pitched in 16 points at Morehead State (1/30)...Had a season-best seven rebounds at Santa Clara (11/29)...Started each of the final six games of the season...Averaged 8.2 points and 3.1 rebounds per game in Ohio Valley Conference play...Southeast Scholar-Athlete.

### Agnew's Game-by-Game Statistics

2020-21	FG	3P	FT	O/D	REB	E	PTS	A	TO	B	S	M
vs. Kansas City	DNP	-	-	-	-	-	-	-	-	-	-	-
Southern Illinois	DNP	-	-	-	-	-	-	-	-	-	-	-
Lipscomb	DNP	-	-	-	-	-	-	-	-	-	-	-
at Lipscomb	DNP	-	-	-	-	-	-	-	-	-	-	-
at UT Martin												
at Evansville												
UT Martin												
at Indiana State												
at Tennessee Tech												
Tennessee State												
at Belmont												
at Tennessee State												
Murray State												
Austin Peay												
at Morehead State												
at Eastern Kentucky												
SIU Edwardsville												
Eastern Illinois												
Tennessee Tech												
Jacksonville State												
at Murray State												
at Austin Peay												
Eastern Kentucky												
Morehead State												
at Eastern Illinois												
at SIU Edwardsville												

\* - Game Started

### 2020-21 Season-Highs

Points .....	-
Total Rebounds .....	-
Offensive .....	-
Defensive .....	-
FG Made .....	-
FG Attempted .....	-
3-Point FG Made .....	-
3-Point FG Attempted .....	-
FT Made .....	-
FT Attempted .....	-
Assists .....	-
Blocks .....	-
Steals .....	-
Minutes .....	-

### Career-Highs

Points .....	17	at Youngstown State (12/15/19)
Total Rebounds .....	6	2x, last at Youngstown State (12/15/19)
Offensive .....	3	vs. Cal State Fullerton (11/27/19)
Defensive .....	4	2x, last vs. Murray State (1/18/20)
FG Made .....	8	at Youngstown State (12/15/19)
FG Attempted .....	14	at Youngstown State (12/15/19)
3-Point FG Made .....	1	2x, last at Drake (12/7/19)
3-Point FG Attempted .....	2	vs. Cal State Fullerton (11/27/19)
FT Made .....	5	at Santa Clara (11/29/19)
FT Attempted .....	6	at Santa Clara (11/29/19)
Assists .....	4	at Drake (12/7/19)
Blocks .....	-	-
Steals .....	2	3x, last at Youngstown State (12/15/19)
Minutes .....	22	vs. Murray State (1/18/20)

### Agnew's Career Statistics at Southeast Missouri

Overall																					
Season	G-GS	Min	Avg	FG-FGA	Pct	3FG-3FGA	Pct	FT-FTA	Pct	Off	Def	Tot	Avg	PF	FO	A	TO	Blk	Stl	Pts	Avg
2019-20	22-5	234	10.6	39-93	.419	2-8	.250	23-35	.657	15	31	46	2.1	35	1	10	20	0	11	103	4.7
2020-21																					
Total																					
Ohio Valley Conference Games Only																					
Season	G-GS	Min	Avg	FG-FGA	Pct	3FG-3FGA	Pct	FT-FTA	Pct	Off	Def	Tot	Avg	PF	FO	A	TO	Blk	Stl	Pts	Avg
2019-20	9-0	59	6.6	5-21	.238	0-1	.000	6-9	.667	3	8	11	1.2	9	1	3	4	0	2	16	1.8
2020-21																					
Total																					





**NANA AKENTEN**

**21**

**2020-21:** Ranks fifth on the team in scoring and third in rebounding with nine points and 6.3 rebounds per game, respectively...Ranks second on the team in 3-point field goals made (8)...Leads the team and rates seventh in the Ohio Valley Conference with five blocks... Made a smashing Southeast Missouri debut when he came off the bench to score 17 points, including 16 in the first half at Kansas City (11/28)...Shot 6-of-12 from the field and finished with a game-high four 3-pointers against the Roos...Had two assists, three steals, two blocks and made a beyond halfcourt shot in that game...Followed that up with eight points and eight rebounds vs. Southern Illinois (12/2)...Scored nine points and had seven rebounds in his first career SEMO start vs. Lipscomb (12/7)...Started each of the last two games.

**Nebraska:** Played in 28 games in 2018-19, averaging 4.3 points and 2.5 rebounds per game while being one of the Huskers' first subs off the bench... His two starts came against Oklahoma State and Cal State Fullerton...Ranked sixth on the team with 24 three-pointers and shot 30 percent from long range...Reached double figures three times with a career-high 19 points in 13 minutes against Mississippi Valley State in the season-opener...Made a career-high five 3-pointers in that game, one of four contests with at least three 3-pointers...Had 11 points on 4-of-6 shooting in a win over Missouri State and 11 points on 5-of-7 field goals at #9 Michigan...Scored five or more points 10 times, including three times in Big Ten Conference play...Missed Nebraska's last six games due to a suspension for violation of team rules that led to his decision to transfer on Apr. 17, 2019...Provided depth on the wing as a freshman in 2017-18...Saw action in seven games, tallying seven points and two rebounds in 21 minutes...Made 3-pointers against Marist and Delaware State...Played a season-high six minutes at #3 Michigan State.

### Akenten's Game-by-Game Statistics

2020-21	FG	3P	FT	O/D	REB	E	PTS	A	TO	B	S	M
vs. Kansas City	6-12	4-9	1-2	0/6	6	2	17	2	2	2	3	32
Southern Illinois	3-7	1-4	1-2	1/7	8	5	8	1	5	2	1	32
Lipscomb*	3-10	3-6	0-0	3/4	7	1	9	0	1	0	0	29
at Lipscomb*	1-3	0-2	0-0	1/3	4	2	2	2	2	1	1	22
at UT Martin												
at Evansville												
UT Martin												
at Indiana State												
at Tennessee Tech												
Tennessee State												
at Belmont												
at Tennessee State												
Murray State												
Austin Peay												
at Morehead State												
at Eastern Kentucky												
SIU Edwardsville												
Eastern Illinois												
Tennessee Tech												
Jacksonville State												
at Murray State												
at Austin Peay												
Eastern Kentucky												
Morehead State												
at Eastern Illinois												
at SIU Edwardsville												
Totals	13-32	8-21	2-4	5/20	25	10	36	5	10	5	5	115

\* - Game Started

### 2020-21 Season-Highs

Points .....	16	vs. Kansas City (11/28/20)
Total Rebounds .....	8	vs. Southern Illinois (12/2/20)
Offensive .....	3	vs. Lipscomb (12/7/20)
Defensive .....	7	vs. Southern Illinois (12/2/20)
FG Made .....	6	vs. Kansas City (11/28/20)
FG Attempted .....	12	vs. Kansas City (11/28/20)
3-Point FG Made .....	4	vs. Kansas City (11/28/20)
3-Point FG Attempted .....	9	vs. Kansas City (11/28/20)
FT Made .....	1	2x, last vs. Southern Illinois (12/2/20)
FT Attempted .....	2	2x, last vs. Southern Illinois (12/2/20)
Assists .....	2	2x, last at Lipscomb (12/9/20)
Blocks .....	2	2x, last vs. Southern Illinois (12/2/20)
Steals .....	3	vs. Kansas City (11/28/20)
Minutes .....	32	2x, last vs. Southern Illinois (12/2/20)

### Akenten's Career Statistics at Southeast Missouri

Season	G-GS	Min	Avg	FG-FGA	Pct	3FG-3FGA	Pct	FT-FTA	Pct	Off	Def	Tot	Avg	PF	FO	A	TO	Blk	Stl	Pts	Avg
2020-21	4-2	115	28.8	13-32	.406	8-21	.381	2-4	.500	5	20	25	6.3	10	1	5	10	5	5	36	9.0
Ohio Valley Conference Games Only																					
Season	G-GS	Min	Avg	FG-FGA	Pct	3FG-3FGA	Pct	FT-FTA	Pct	Off	Def	Tot	Avg	PF	FO	A	TO	Blk	Stl	Pts	Avg
2020-21																					



// Guard  
// 6-5 // 220  
// Freshman (1)  
// St. Louis, Mo.  
// Mehlville H.S.

## DYLAN BRANSON

## 33

**2020-21:** Saw limited action off the bench in each of Southeast Missouri's first four games...Scored the first points of his college career when he finished with two vs. Southern Illinois (12/2)...Also had four rebounds and dished out three assists in eight minutes against the Salukis...Played five minutes in his first career college game at Kansas City (11/28)...Had one steal against the Roos...Logged 13 minutes and scored two points at Lipscomb (12/9).

**Prep:** Versatile player who attended Mehlville High School where he helped turn around a program that went 9-14 his freshman year...Mehlville claimed two MSHSAA Class 5 District titles along the way...Averaged 16 points, six rebounds and six assists as a senior...Scored double figures 24 times and finished with over 20 points on six occasions that year.

**Personal:** Born October 21, 2001...Majoring in Social Studies...Son of Jeff and Kathleen Branson...Has four siblings, including Christian (brother), King (brother), Davion (brother) and Danielle (sister).

### Branson's Game-by-Game Statistics

2020-21	FG	3P	FT	O/D	REB	E	PTS	A	TO	B	S	M
vs. Kansas City	0-0	0-0	0-0	0/0	0	1	0	0	2	0	1	5
Southern Illinois	1-3	0-1	0-0	1/3	4	3	2	3	0	0	0	8
Lipscomb	0-1	0-1	0-0	0/0	0	1	0	1	0	0	0	8
at Lipscomb	1-1	0-0	0-0	0/0	0	3	2	1	2	0	0	13
at UT Martin												
at Evansville												
UT Martin												
at Indiana State												
at Tennessee Tech												
Tennessee State												
at Belmont												
at Tennessee State												
Murray State												
Austin Peay												
at Morehead State												
at Eastern Kentucky												
SIU Edwardsville												
Eastern Illinois												
Tennessee Tech												
Jacksonville State												
at Murray State												
at Austin Peay												
Eastern Kentucky												
Morehead State												
at Eastern Illinois												
at SIU Edwardsville												
Totals	2-5	0-2	0-0	1/3	4	8	4	5	4	0	1	34

\* - Game Started

### 2020-21 Season/Career-Highs

Points .....	2	2x, last at Lipscomb (12/9/20)
Total Rebounds .....	4	vs. Southern Illinois (12/2/20)
Offensive .....	1	vs. Southern Illinois (12/2/20)
Defensive .....	3	vs. Southern Illinois (12/2/20)
FG Made .....	1	2x, last at Lipscomb (12/9/20)
FG Attempted .....	3	vs. Southern Illinois (12/2/20)
3-Point FG Made .....	-	-
3-Point FG Attempted .....	1	vs. Southern Illinois (12/2/20)
FT Made .....	-	-
FT Attempted .....	-	-
Assists .....	3	vs. Southern Illinois (12/2/20)
Blocks .....	-	-
Steals .....	1	vs. Kansas City (11/28/20)
Minutes .....	13	at Lipscomb (12/9/20)

### Branson's Career Statistics at Southeast Missouri

Season	G-GS	Min	Avg	FG-FGA	Pct	3FG-3FGA	Pct	FT-FTA	Pct	Off	Def	Tot	Avg	PF	FO	A	TO	Blk	Stl	Pts	Avg
2020-21	4-0	34	8.5	2-5	.400	0-2	.000	0-0	.000	1	3	4	1.0	8	0	5	4	0	1	4	1.0
Ohio Valley Conference Games Only																					
Season	G-GS	Min	Avg	FG-FGA	Pct	3FG-3FGA	Pct	FT-FTA	Pct	Off	Def	Tot	Avg	PF	FO	A	TO	Blk	Stl	Pts	Avg
2020-21																					



## CHRIS HARRIS

# 5

### Harris' Game-by-Game Statistics

2020-21	FG	3P	FT	O/D	REB	E	PTS	A	TO	B	S	M
vs. Kansas City*	5-9	3-6	5-11	1/2	3	1	18	4	4	0	0	35
Southern Illinois*	6-15	1-6	2-2	1/0	1	5	15	5	2	0	1	22
Lipscomb*	7-13	3-7	2-2	0/0	0	0	19	3	2	0	1	30
at Lipscomb*	7-17	4-8	3-8	0/2	2	2	21	0	4	0	0	35
at UT Martin												
at Evansville												
UT Martin												
at Indiana State												
at Tennessee Tech												
Tennessee State												
at Belmont												
at Tennessee State												
Murray State												
Austin Peay												
at Morehead State												
at Eastern Kentucky												
SIU Edwardsville												
Eastern Illinois												
Tennessee Tech												
Jacksonville State												
at Murray State												
at Austin Peay												
Eastern Kentucky												
Morehead State												
at Eastern Illinois												
at SIU Edwardsville												
Totals	25-54	11-27	12-23	2/4	6	8	73	12	12	0	2	122

\* - Game Started

### 2020-21 Season-Highs

Points.....	21	at Lipscomb (12/9/20)
Total Rebounds.....	3	vs. Kansas City (11/28/20)
Offensive.....	1	2x, last vs. Southern Illinois (12/2/20)
Defensive.....	2	at Lipscomb (12/9/20)
FG Made.....	7	2x, last at Lipscomb (12/9/20)
FG Attempted.....	17	at Lipscomb (12/9/20)
3-Point FG Made.....	4	at Lipscomb (12/9/20)
3-Point FG Attempted.....	8	at Lipscomb (12/9/20)
FT Made.....	5	vs. Kansas City (11/28/20)
FT Attempted.....	11	vs. Kansas City (11/28/20)
Assists.....	5	vs. Southern Illinois (12/2/20)
Blocks.....	-	-
Steals.....	1	2x, last vs. Lipscomb (12/7/20)
Minutes.....	35	2x, last at Lipscomb (12/9/20)

### Career-Highs

Points.....	21	at Lipscomb (12/9/20)
Total Rebounds.....	5	vs. Purdue Fort Wayne (11/10/19)
Offensive.....	1	2x, last vs. Southern Illinois (12/2/20)
Defensive.....	5	vs. Purdue Fort Wayne (11/10/19)
FG Made.....	7	2x, last at Lipscomb (12/9/20)
FG Attempted.....	17	at Lipscomb (12/9/20)
3-Point FG Made.....	4	at Lipscomb (12/9/20)
3-Point FG Attempted.....	8	at Lipscomb (12/9/20)
FT Made.....	7	vs. Purdue Fort Wayne (11/10/19)
FT Attempted.....	11	vs. Kansas City (11/28/20)
Assists.....	5	vs. Southern Illinois (12/2/20)
Blocks.....	1	at Vanderbilt (11/6/19)
Steals.....	1	2x, last vs. Lipscomb (12/7/20)
Minutes.....	35	2x, last at Lipscomb (12/9/20)

### Harris' Career Statistics at Southeast Missouri

Overall																					
Season	G-GS	Min	Avg	FG-FGA	Pct	3FG-3FGA	Pct	FT-FTA	Pct	Off	Def	Tot	Avg	PF	FO	A	TO	Blk	Stl	Pts	Avg
2019-20	2-0	74	37.0	9-15	.600	5-7	.714	8-10	.800	0	6	6	3.0	5	0	2	5	1	0	31	15.5
2020-21	4-4	122	30.5	25-54	.463	11-27	.407	12-23	.522	2	4	6	1.5	8	1	12	12	0	2	73	18.3
Total	6-4	176	29.3	34-69	.493	16-34	.471	20-33	.606	2	10	12	2.0	13	1	14	17	1	2	104	17.3
Ohio Valley Conference Games Only																					
Season	G-GS	Min	Avg	FG-FGA	Pct	3FG-3FGA	Pct	FT-FTA	Pct	Off	Def	Tot	Avg	PF	FO	A	TO	Blk	Stl	Pts	Avg
2020-21																					



## NATE JOHNSON

# 14

**2020-21:** Saw action all four of Southeast Missouri's games off the bench...Averages 2.5 points and four rebounds per contest...Scored his first career points as a Redhawk vs. Southern Illinois (12/2)...Scored a season-high six points and grabbed three rebounds in that game...Pulled down four rebounds, dished out two assists and had one block in 14 minutes at Kansas City (11/28), his first NCAA Division I appearance...Finished with two points and five rebounds at Lipscomb (12/9).

**Seminole State College:** Spent the 2019-20 campaign at Seminole State College in Oklahoma...Was his team's top scorer and rebounder with a near double-double 12.3 points and nine rebounds per game...Also led the team in field goal percentage (.577) and blocks (25).

**St. Petersburg College:** Played his freshman season at St. Petersburg College in 2018-19...Averaged six points and five rebounds that year.

**Prep:** Played power forward at American Heritage High School.

**Personal:** Born February 5, 2000...Majoring in Psychology...Son of Wilt Johnson and Debbie Sinclair...Siblings are Chad Graham (brother), Armani Jackson (step brother) and Chanel Jackson (step sister).

### Johnson's Game-by-Game Statistics

2020-21	FG	3P	FT	O/D	REB	E	PTS	A	TO	B	S	M
vs. Kansas City	0-0	0-0	0-1	1/3	4	2	0	2	0	1	0	14
Southern Illinois	3-5	0-0	0-0	1/2	3	0	6	1	0	2	0	14
Lipscomb	1-1	0-0	0-0	1/3	4	1	2	0	1	0	0	12
at Lipscomb	1-3	0-0	0-0	3/2	5	1	2	1	0	0	0	10
at UT Martin												
at Evansville												
UT Martin												
at Indiana State												
at Tennessee Tech												
Tennessee State												
at Belmont												
at Tennessee State												
Murray State												
Austin Peay												
at Morehead State												
at Eastern Kentucky												
SIU Edwardsville												
Eastern Illinois												
Tennessee Tech												
Jacksonville State												
at Murray State												
at Austin Peay												
Eastern Kentucky												
Morehead State												
at Eastern Illinois												
at SIU Edwardsville												
Totals	5-9	0-0	0-1	6/10	16	4	10	4	1	3	0	50

\* - Game Started

### 2020-21 Season/Career-Highs

Points .....	6	vs. Southern Illinois (12/2/20)
Total Rebounds .....	5	at Lipscomb (12/9/20)
Offensive .....	3	at Lipscomb (12/9/20)
Defensive .....	3	2x, last vs. Lipscomb (12/7/20)
FG Made .....	3	vs. Southern Illinois (12/2/20)
FG Attempted .....	5	vs. Southern Illinois (12/2/20)
3-Point FG Made .....	-	-
3-Point FG Attempted .....	-	-
FT Made .....	-	-
FT Attempted .....	1	vs. Kansas City (11/28/20)
Assists .....	2	vs. Kansas City (11/28/20)
Blocks .....	2	vs. Southern Illinois (12/2/20)
Steals .....	-	-
Minutes .....	14	2x, last vs. Southern Illinois (12/2/20)

### Johnson's Career Statistics at Southeast Missouri

Overall																					
Season	G-GS	Min	Avg	FG-FGA	Pct	3FG-3FGA	Pct	FT-FTA	Pct	Off	Def	Tot	Avg	PF	FO	A	TO	Blk	Stl	Pts	Avg
2020-21	4-0	50	12.5	5-9	.556	0-0	.000	0-1	.000	6	10	16	4.0	4	0	4	1	3	0	10	2.5
Ohio Valley Conference Games Only																					
Season	G-GS	Min	Avg	FG-FGA	Pct	3FG-3FGA	Pct	FT-FTA	Pct	Off	Def	Tot	Avg	PF	FO	A	TO	Blk	Stl	Pts	Avg
2020-21																					





# PARKER LONG | 13

**Maryville University:** Played his freshman year at NCAA Division II member Maryville University in 2019-20...Led the Saints with 13.1 points per game, shot 42percent from the field, 79 percent at the free throw line and 40 percent from 3-point range...Dished out a team-high 100 assists for an average of nearly four per game (3.9).

**Prep:** Went to nearby Sikeston High School...Averaged 12.1 points, 6.5 assists and posted a 3.5-to-1 assist-to-turnover ratio as a senior...Shot 51 percent from the field and made 39 three-pointers at a 46 percent clip...In only two seasons at Sikeston High School, he dished out 281 assists...Earned SEMO All-Conference and All-District accolades his senior year.

**Personal:** Born July 30, 2000...Majoring in Psychology...Son of Carter and Angie Long...Played basketball with his twin brother, Owen, at Maryville University...Entered the transfer portal after Marc Striker was relieved of his duties as head coach.

## Long's Game-by-Game Statistics

2020-21	FG	3P	FT	O/D	REB	E	PTS	A	TO	B	S	M
vs. Kansas City	DNP	-	-	-	-	-	-	-	-	-	-	-
Southern Illinois	DNP	-	-	-	-	-	-	-	-	-	-	-
Lipscomb	DNP	-	-	-	-	-	-	-	-	-	-	-
at Lipscomb	DNP	-	-	-	-	-	-	-	-	-	-	-
at UT Martin												
at Evansville												
UT Martin												
at Indiana State												
at Tennessee Tech												
Tennessee State												
at Belmont												
at Tennessee State												
Murray State												
Austin Peay												
at Morehead State												
at Eastern Kentucky												
SIU Edwardsville												
Eastern Illinois												
Tennessee Tech												
Jacksonville State												
at Murray State												
at Austin Peay												
Eastern Kentucky												
Morehead State												
at Eastern Illinois												
at SIU Edwardsville												


\* - Game Started

## 2020-21 Season/Career-Highs

Points .....	-
Total Rebounds .....	-
Offensive .....	-
Defensive .....	-
FG Made .....	-
FG Attempted .....	-
3-Point FG Made .....	-
3-Point FG Attempted .....	-
FT Made .....	-
FT Attempted .....	-
Assists .....	-
Blocks .....	-
Steals .....	-
Minutes .....	-

## Long's Career Statistics at Southeast Missouri

																			Overall									
Season	G-GS	Min	Avg	FG-FGA	Pct	3FG-3FGA	Pct	FT-FTA	Pct	Off	Def	Tot	Avg	PF	FO	A	TO	Blk	Stl	Pts	Avg							
2020-21																												
Ohio Valley Conference Games Only																												
Season	G-GS	Min	Avg	FG-FGA	Pct	3FG-3FGA	Pct	FT-FTA	Pct	Off	Def	Tot	Avg	PF	FO	A	TO	Blk	Stl	Pts	Avg							
2020-21																												



## JORDAN LOVE

# 2

**2020-21:** Posted double figures in the scoring column for the first time this season when he had 10 points vs. Southern Illinois (12/2)...Averages six points and 3.3 rebounds in four games off the bench...Finished with a career-high four steals and scored four points in 27 minutes at Kansas City (11/28)... Scored a big basket to give the Redhawks a six-point lead with 2:24 left in their win over Lipscomb (12/7)...Made 4-of-6 free throws, scored eight points and pulled down five rebounds at Lipscomb (12/9).

### Love's Game-by-Game Statistics

2020-21	FG	3P	FT	O/D	REB	E	PTS	A	TO	B	S	M
vs. Kansas City	2-6	0-1	0-3	0/3	3	0	4	3	1	0	4	27
Southern Illinois	4-5	1-1	1-4	0/3	3	1	10	3	2	1	1	19
Lipscomb	1-3	0-1	0-0	0/2	2	0	2	4	0	0	0	21
at Lipscomb	2-6	0-1	4-6	1/4	5	2	8	2	1	0	2	29
at UT Martin												
at Evansville												
UT Martin												
at Indiana State												
at Tennessee Tech												
Tennessee State												
at Belmont												
at Tennessee State												
Murray State												
Austin Peay												
at Morehead State												
at Eastern Kentucky												
SIU Edwardsville												
Eastern Illinois												
Tennessee Tech												
Jacksonville State												
at Murray State												
at Austin Peay												
Eastern Kentucky												
Morehead State												
at Eastern Illinois												
at SIU Edwardsville												
Totals	9-20	1-4	5-13	1/12	13	3	24	12	4	2	7	96

\* - Game Started

### 2020-21 Season/Career-Highs


Points.....	10	vs. Southern Illinois (12/2/20)
Total Rebounds.....	5	at Lipscomb (12/9/20)
Offensive.....	1	at Lipscomb (12/9/20)
Defensive.....	4	at Lipscomb (12/9/20)
FG Made.....	4	vs. Southern Illinois (12/2/20)
FG Attempted.....	6	vs. Kansas City (11/28/20)
3-Point FG Made.....	1	vs. Southern Illinois (12/2/20)
3-Point FG Attempted.....	1	4x, last at Lipscomb (12/9/20)
FT Made.....	4	at Lipscomb (12/9/20)
FT Attempted.....	6	at Lipscomb (12/9/20)
Assists.....	4	vs. Lipscomb (12/7/20)
Blocks.....	1	vs. Southern Illinois (12/2/20)
Steals.....	4	vs. Kansas City (11/28/20)
Minutes.....	29	at Lipscomb (12/9/20)

### Career-Highs

Points.....	14	at Morehead State (1/30/20)
Total Rebounds.....	5	at Lipscomb (12/9/20)
Offensive.....	2	3x, last at UT Martin (2/29/20)
Defensive.....	4	at Lipscomb (12/9/20)
FG Made.....	4	3x, last vs. Southern Illinois (12/2/20)
FG Attempted.....	11	2x, last at Eastern Kentucky (2/1/20)
3-Point FG Made.....	2	at Morehead State (1/30/20)
3-Point FG Attempted.....	6	at Morehead State (1/30/20)
FT Made.....	5	at Eastern Kentucky (2/1/20)
FT Attempted.....	6	2x, last at Lipscomb (12/9/20)
Assists.....	5	vs. Austin Peay (1/16/20)
Blocks.....	1	3x, last vs. Southern Illinois (12/2/20)
Steals.....	4	vs. Kansas City (11/28/20)
Minutes.....	30	at Eastern Kentucky (2/1/20)

### Love's Career Statistics at Southeast Missouri

Overall																			
Season	G-GS	Min	Avg	FG-FGA	Pct	3FG-3FGA	Pct	FT-FTA	Pct	Off	Def	Tot	Avg	PF	FO	A	TO	Blk	Stl
2019-20	25-4	313	12.5	28-82	.341	5-20	.250	18-31	.581	11	25	36	1.4	20	0	17	24	2	7
2020-21	4-0	96	24.0	9-20	.450	1-4	.250	5-13	.385	1	12	13	3.3	3	0	12	4	1	7
Total	29-4	409	14.1	37-102	.363	6-24	.250	23-44	.523	12	37	49	1.7	23	0	29	28	3	14
Ohio Valley Conference Games Only																			
Season	G-GS	Min	Avg	FG-FGA	Pct	3FG-3FGA	Pct	FT-FTA	Pct	Off	Def	Tot	Avg	PF	FO	A	TO	Blk	Stl
2019-20	17-4	258	15.2	24-70	.343	4-16	.250	17-27	.630	11	17	28	1.6	18	0	17	22	2	5
2020-21																			
Total																			

**EVAN MORRISON****12****Morrison's Game-by-Game Statistics**

2020-21	FG	3P	FT	O/D	REB	E	PTS	A	TO	B	S	M
vs. Kansas City	DNP	-	-	-	-	-	-	-	-	-	-	-
Southern Illinois	DNP	-	-	-	-	-	-	-	-	-	-	-
Lipscomb	DNP	-	-	-	-	-	-	-	-	-	-	-
at Lipscomb	DNP	-	-	-	-	-	-	-	-	-	-	-
at UT Martin												
at Evansville												
UT Martin												
at Indiana State												
at Tennessee Tech												
Tennessee State												
at Belmont												
at Tennessee State												
Murray State												
Austin Peay												
at Morehead State												
at Eastern Kentucky												
SIU Edwardsville												
Eastern Illinois												
Tennessee Tech												
Jacksonville State												
at Murray State												
at Austin Peay												
Eastern Kentucky												
Morehead State												
at Eastern Illinois												
at SIU Edwardsville												

\* - Game Started

**2020-21 Season-Highs**

Points .....	-
Total Rebounds .....	-
Offensive .....	-
Defensive .....	-
FG Made .....	-
FG Attempted .....	-
3-Point FG Made .....	-
3-Point FG Attempted .....	-
FT Made .....	-
FT Attempted .....	-
Assists .....	-
Blocks .....	-
Steals .....	-
Minutes .....	-

**Career-Highs**

Points .....	3	3x, last at Eastern Illinois (1/25/20)
Total Rebounds .....	3	at Morehead State (1/30/20)
Offensive .....	2	at Morehead State (1/30/20)
Defensive .....	2	at SIU Edwardsville (1/23/20)
FG Made .....	1	3x, last at Eastern Illinois (1/25/20)
FG Attempted .....	3	vs. Missouri Baptist (12/29/19)
3-Point FG Made .....	1	3x, last at Eastern Illinois (1/25/20)
3-Point FG Attempted .....	2	2x, last vs. Belmont (1/9/20)
FT Made .....	-	-
FT Attempted .....	-	-
Assists .....	1	vs. Tennessee Tech (2/8/20)
Blocks .....	-	-
Steals .....	1	2x, last at SIU Edwardsville (1/23/20)
Minutes .....	18	at Morehead State (1/30/20)

**Morrison's Career Statistics at Southeast Missouri****Overall**

Season	G-GS	Min	Avg	FG-FGA	Pct	3FG-3FGA	Pct	FT-FTA	Pct	Off	Def	Tot	Avg	PF	FO	A	TO	Blk	Stl	Pts	Avg
2019-20	17-0	90	5.3	4-14	.286	3-11	.273	0-0	.000	2	4	6	0.4	5	0	1	1	0	2	11	0.6
2020-21																					
Total																					

**Ohio Valley Conference Games Only**

Season	G-GS	Min	Avg	FG-FGA	Pct	3FG-3FGA	Pct	FT-FTA	Pct	Off	Def	Tot	Avg	PF	FO	A	TO	Blk	Stl	Pts	Avg
2019-20	11-0	68	6.2	2-9	.222	1-7	.143	0-0	.000	2	3	5	0.5	4	0	1	1	0	1	5	0.5
2020-21																					
Total																					



## DQ NICHOLAS

# 11

**2020-21:** Is averaging 11 points and three rebounds per game as Southeast Missouri's third-leading scorer in four starts...Scored a season-best 17 points on 5-of-12 field goals and a near-perfect 6-of-7 free throws at Lipscomb (12/9)...Notched eight points and went a perfect 4-of-4 at the free throw line in 20 minutes at Kansas City (11/28)...Finished with seven points vs. Southern Illinois (12/2)...Put up double figures in the scoring column for the first time this season with 12 points vs. Lipscomb (12/7)...Also tied a career-high three steals against the Bisons...Is the Redhawks top free throw shooter and ranks 11th in the Ohio Valley Conference with an 80 percent clip (16-of-20).

### Nicholas' Game-by-Game Statistics

2020-21	FG	3P	FT	O/D	REB	E	PTS	A	TO	B	S	M
vs. Kansas City*	2-3	0-1	4-4	0/1	1	5	8	0	4	0	1	20
Southern Illinois*	2-12	0-1	3-5	0/3	3	3	7	4	2	0	0	32
Lipscomb*	4-10	1-4	3-4	1/2	3	4	12	5	2	0	3	29
at Lipscomb*	5-12	1-3	6-7	1/4	5	2	17	1	6	1	1	37
at UT Martin												
at Evansville												
UT Martin												
at Indiana State												
at Tennessee Tech												
Tennessee State												
at Belmont												
at Tennessee State												
Murray State												
Austin Peay												
at Morehead State												
at Eastern Kentucky												
SIU Edwardsville												
Eastern Illinois												
Tennessee Tech												
Jacksonville State												
at Murray State												
at Austin Peay												
Eastern Kentucky												
Morehead State												
at Eastern Illinois												
at SIU Edwardsville												
Totals	13-37	2-9	16-20	2/10	12	14	44	10	14	1	5	118

\* - Game Started

### 2020-21 Season/Career-Highs

Points .....	17	at Lipscomb (12/9/20)
Total Rebounds .....	5	at Lipscomb (12/9/20)
Offensive .....	1	2x, last at Lipscomb (12/9/20)
Defensive .....	4	at Lipscomb (12/9/20)
FG Made .....	5	at Lipscomb (12/9/20)
FG Attempted .....	12	2x, last at Lipscomb (12/9/20)
3-Point FG Made .....	1	2x, last at Lipscomb (12/9/20)
3-Point FG Attempted .....	4	vs. Lipscomb (12/7/20)
FT Made .....	6	at Lipscomb (12/9/20)
FT Attempted .....	7	at Lipscomb (12/9/20)
Assists .....	5	vs. Lipscomb (12/7/20)
Blocks .....	1	at Lipscomb (12/9/20)
Steals .....	3	vs. Lipscomb (12/7/20)
Minutes .....	37	at Lipscomb (12/9/20)

### Career-Highs

Points .....	24	vs. The Citadel (11/19/19)
Total Rebounds .....	6	2x, last vs. Missouri S&T (11/22/19)
Offensive .....	2	vs. Murray State (1/18/20)
Defensive .....	6	2x, last vs. Missouri S&T (11/22/19)
FG Made .....	9	vs. The Citadel (11/19/19)
FG Attempted .....	16	vs. The Citadel (11/19/19)
3-Point FG Made .....	2	2x, last vs. Tennessee State (1/11/20)
3-Point FG Attempted .....	4	2x, last vs. Tennessee State (1/11/20)
FT Made .....	14	at Abilene Christian (12/5/19)
FT Attempted .....	14	at Abilene Christian (12/5/19)
Assists .....	7	vs. UT Martin (2/13/20)
Blocks .....	1	5x, last at Lipscomb (12/9/20)
Steals .....	3	3x, last vs. Lipscomb (12/7/20)
Minutes .....	41	vs. Murray State (1/18/20)

### Nicholas' Career Statistics at Southeast Missouri

Overall																					
Season	G-GS	Min	Avg	FG-FGA	Pct	3FG-3FGA	Pct	FT-FTA	Pct	Off	Def	Tot	Avg	PF	FO	A	TO	Blk	Stl	Pts	Avg
2019-20	30-19	731	24.4	72-182	.396	18-60	.300	65-88	.739	7	67	74	2.5	48	0	50	48	5	22	227	7.6
2020-21	4-4	118	29.5	13-37	.351	2-9	.222	16-20	.800	2	10	12	3.0	14	1	10	14	1	5	44	11.0
Total	33-22	812	24.6	80-207	.386	19-66	.288	75-101	.743	8	73	81	2.5	60	1	59	56	5	26	254	7.7
Ohio Valley Conference Games Only																					
Season	G-GS	Min	Avg	FG-FGA	Pct	3FG-3FGA	Pct	FT-FTA	Pct	Off	Def	Tot	Avg	PF	FO	A	TO	Blk	Stl	Pts	Avg
2019-20	17-7	394	23.2	38-99	.384	9-32	.281	30-42	.714	5	34	39	2.3	27	0	33	23	2	14	115	6.8
2020-21																					
Total																					



# MANNY PATTERSON | 10

**Green Bay:** Played the last three seasons at Horizon League member Green Bay before entering the transfer portal...Started 24 of 33 games and averaged 5.8 points and 4.8 rebounds per contest in 2019-20...Reached double figures in the scoring column eight times and registered three double-doubles... As a sophomore in 2018-19, started 12 games and scored a season-high 17 points at Iowa...Ranked third on the team in field goal percentage (.486) and rebounds (142)...Averaged 4.6 points and 13.8 minutes per contest... Started 19 of 27 games as a true freshman in 2017-18...Averaged six points and 4.9 rebounds, while leading the team with 22 blocks and a .474 field goal percentage.

**Prep:** Chicago Sun Times All-City Third-Team selection as a senior and All-City Honorable Mention pick as a junior at Kenwood Academy...Averaged almost 15 points and nine rebounds per game...Recorded several double-doubles and was named IBCA Fourth-Team All-State his senior year...Led his team to the IHSA 4A Regional title.

**Personal:** Born November 10, 1998...Majoring in General Studies...Son of Manuel Patterson and Contance Monique Horton...Has a sister, Malyah Faye... Was sought after by multiple Division I schools before choosing Green Bay.

## Patterson's Game-by-Game Statistics

2020-21	FG	3P	FT	O/D	REB	E	PTS	A	TO	B	S	M
vs. Kansas City	DNP	-	-	-	-	-	-	-	-	-	-	-
Southern Illinois	DNP	-	-	-	-	-	-	-	-	-	-	-
Lipscomb	DNP	-	-	-	-	-	-	-	-	-	-	-
at Lipscomb	DNP	-	-	-	-	-	-	-	-	-	-	-
at UT Martin												
at Evansville												
UT Martin												
at Indiana State												
at Tennessee Tech												
Tennessee State												
at Belmont												
at Tennessee State												
Murray State												
Austin Peay												
at Morehead State												
at Eastern Kentucky												
SIU Edwardsville												
Eastern Illinois												
Tennessee Tech												
Jacksonville State												
at Murray State												
at Austin Peay												
Eastern Kentucky												
Morehead State												
at Eastern Illinois												
at SIU Edwardsville												

\* - Game Started


## 2020-21 Season-Highs

Points .....	-
Total Rebounds .....	-
Offensive .....	-
Defensive .....	-
FG Made .....	-
FG Attempted .....	-
3-Point FG Made .....	-
3-Point FG Attempted .....	-
FT Made .....	-
FT Attempted .....	-
Assists .....	-
Blocks .....	-
Steals .....	-
Minutes .....	-

## Patterson's Career Statistics at Southeast Missouri

Season	G-GS	Min	Avg	FG-FGA	Pct	3FG-3FGA	Pct	Overall														
								FT-FTA	Pct	Off	Def	Tot	Avg	PF	FO	A	TO	Blk	Stl	Pts	Avg	
2020-21																						
Season	G-GS	Min	Avg	FG-FGA	Pct	3FG-3FGA	Pct	Ohio Valley Conference Games Only														
								FT-FTA	Pct	Off	Def	Tot	Avg	PF	FO	A	TO	Blk	Stl	Pts	Avg	
2020-21																						





## ERIC REED, JR.

# 3

**2020-21:** Started two games...Rates fourth on the team in scoring with 10.3 points per game...Came off the bench to score a season-best 19 points vs. Lipscomb (12/7)...Made three 3-pointers in two of his last three contests...Ranks third on the team with seven 3-pointers made...Dropped in a team-high 17 points on 6-of-10 field goals vs. Southern Illinois (12/2)...Knocked down three 3-pointers and had 13 points in the second half of that game...Made his first career NCAA Division I start at Kansas City (11/28)...Played 10 minutes against the Roos.

**Howard College:** Started 30 games and averaged a team-high 15.5 points per game in 2019-20...Dished out 2.3 assists and grabbed five rebounds per contest as a combo guard...Ranked second on the team with 70 assists and 44 steals...Registered double figures in the scoring column a total of 27 times and dropped in 28 or more on three occasions...Started 14 games as a true freshman in 2018-19.

**Prep:** Combo guard who averaged 18 points and 3.4 assists per game as a senior at University Laboratory High School.

**Personal:** Born February 3, 2000...Majoring in General Studies...Son of Eric and Julia Reed...Siblings are Erica Reed (sister), Kaylo Henry (sister) and Hezekiah Brown (brother).

## Reed, Jr.'s Game-by-Game Statistics

2020-21	FG	3P	FT	O/D	REB	E	PTS	A	TO	B	S	M
vs. Kansas City*	0-2	0-1	0-0	0/0	0	4	0	0	1	0	0	10
Southern Illinois*	6-10	3-5	2-3	4/1	5	3	17	0	0	1	1	38
Lipscomb*	8-10	3-4	0-0	0/2	2	2	19	1	0	0	1	23
at Lipscomb*	2-3	1-2	0-0	1/2	3	4	5	0	2	0	0	30
at UT Martin												
at Evansville												
UT Martin												
at Indiana State												
at Tennessee Tech												
Tennessee State												
at Belmont												
at Tennessee State												
Murray State												
Austin Peay												
at Morehead State												
at Eastern Kentucky												
SIU Edwardsville												
Eastern Illinois												
Tennessee Tech												
Jacksonville State												
at Murray State												
at Austin Peay												
Eastern Kentucky												
Morehead State												
at Eastern Illinois												
at SIU Edwardsville												
Totals	16-25	7-12	2-3	5/5	10	13	41	1	3	1	2	101

\* - Game Started

## 2020-21 Season/Career-Highs

Points .....	19	vs. Lipscomb (12/7/20)
Total Rebounds .....	5	vs. Southern Illinois (12/2/20)
Offensive .....	4	vs. Southern Illinois (12/2/20)
Defensive .....	2	2x, last at Lipscomb (12/9/20)
FG Made .....	8	vs. Lipscomb (12/7/20)
FG Attempted .....	10	2x, last vs. Lipscomb (12/7/20)
3-Point FG Made .....	3	2x, last vs. Lipscomb (12/7/20)
3-Point FG Attempted .....	5	vs. Southern Illinois (12/2/20)
FT Made .....	2	vs. Southern Illinois (12/2/20)
FT Attempted .....	3	vs. Southern Illinois (12/2/20)
Assists .....	1	vs. Lipscomb (12/7/20)
Blocks .....	1	vs. Southern Illinois (12/2/20)
Steals .....	1	2x, last vs. Lipscomb (12/7/20)
Minutes .....	38	vs. Southern Illinois (12/2/20)

## Reed, Jr.'s Career Statistics at Southeast Missouri

Season	G-GS	Min	Avg	FG-FGA	Pct	3FG-3FGA	Pct	FT-FTA	Pct	Off	Def	Tot	Avg	PF	FO	A	TO	Blk	Stl	Pts	Avg
2020-21	4-2	101	25.3	16-25	.640	7-12	.583	2-3	.667	5	5	10	2.5	13	0	1	3	1	2	41	10.3
Ohio Valley Conference Games Only																					
Season	G-GS	Min	Avg	FG-FGA	Pct	3FG-3FGA	Pct	FT-FTA	Pct	Off	Def	Tot	Avg	PF	FO	A	TO	Blk	Stl	Pts	Avg
2020-21																					


**NYGAL RUSSELL**
**25**

**2020-21:** Leads the team with 7.3 rebounds per game and averages 6.5 points through four starts...Ranks second on the team with three blocks...Scored 14 points as one of four players in double figures at Kansas City (11/28)...Scored eight points had a steal and knocked down two 3-pointers in the final 2:32 to seal Southeast Missouri's season-opening win...Both of his 3-pointers were in the last 57 seconds and he scored the final eight points of the game...Made three 3-pointers, had two blocks and collected two steals against the Roos... Added nine points and eight rebounds at Lipscomb (12/9)...Scored five of his points in the second half to help the Redhawks erase a 15-point deficit.

### Russell's Game-by-Game Statistics

2020-21	FG	3P	FT	O/D	REB	E	PTS	A	TO	B	S	M
vs. Kansas City*	3-5	3-5	5-8	0/7	7	4	14	1	1	2	2	32
Southern Illinois*	0-6	0-1	0-0	4/7	11	5	0	2	2	1	2	38
Lipscomb*	1-5	0-3	1-2	1/2	3	0	3	0	1	0	0	20
at Lipscomb*	3-4	0-1	3-5	4/4	8	5	9	1	2	0	2	29
at UT Martin												
at Evansville												
UT Martin												
at Indiana State												
at Tennessee Tech												
Tennessee State												
at Belmont												
at Tennessee State												
Murray State												
Austin Peay												
at Morehead State												
at Eastern Kentucky												
SIU Edwardsville												
Eastern Illinois												
Tennessee Tech												
Jacksonville State												
at Murray State												
at Austin Peay												
Eastern Kentucky												
Morehead State												
at Eastern Illinois												
at SIU Edwardsville												
Totals	7-20	3-10	9-15	9/20	29	14	26	4	6	3	6	119

\* - Game Started

### 2020-21 Season-Highs

Points .....	14	vs. Kansas City (11/28/20)
Total Rebounds .....	11	vs. Southern Illinois (12/2/20)
Offensive .....	4	2x, last at Lipscomb (12/9/20)
Defensive .....	7	2x, last vs. Southern Illinois (12/2/20)
FG Made .....	3	2x, last at Lipscomb (12/9/20)
FG Attempted .....	6	vs. Southern Illinois (12/2/20)
3-Point FG Made .....	3	vs. Kansas City (11/28/20)
3-Point FG Attempted .....	5	vs. Kansas City (11/28/20)
FT Made .....	5	vs. Kansas City (11/28/20)
FT Attempted .....	8	vs. Kansas City (11/28/20)
Assists .....	2	vs. Southern Illinois (12/2/20)
Blocks .....	2	vs. Kansas City (11/28/20)
Steals .....	2	3x, last at Lipscomb (12/9/20)
Minutes .....	38	vs. Southern Illinois (12/2/20)

### Career-Highs

Points .....	21	vs. Tennessee Tech (2/8/20)
Total Rebounds .....	11	vs. Southern Illinois (12/2/20)
Offensive .....	4	2x, last at Lipscomb (12/9/20)
Defensive .....	7	4x, last vs. Southern Illinois (12/2/20)
FG Made .....	8	vs. Tennessee Tech (2/8/20)
FG Attempted .....	11	vs. Tennessee Tech (2/8/20)
3-Point FG Made .....	4	vs. Tennessee Tech (2/8/20)
3-Point FG Attempted .....	6	2x, last vs. UT Martin (2/13/20)
FT Made .....	8	at Austin Peay (2/21/19)
FT Attempted .....	8	2x, last vs. Kansas City (11/28/20)
Assists .....	6	at Eastern Illinois (2/16/19)
Blocks .....	2	vs. Kansas City (11/28/20)
Steals .....	3	2x, last vs. Tennessee Tech (2/8/20)
Minutes .....	38	vs. Southern Illinois (12/2/20)

### Russell's Career Statistics at Southeast Missouri

Overall

Season	G-GS	Min	Avg	FG-FGA	Pct	3FG-3FGA	Pct	FT-FTA	Pct	Off	Def	Tot	Avg	PF	FO	A	TO	Blk	Stl	Pts	Avg
2018-19	31-9	499	16.1	53-147	.361	16-53	.302	43-62	.694	13	69	82	2.6	60	2	44	40	2	13	165	5.3
2019-20	28-7	512	18.3	64-148	.432	23-67	.343	25-36	.694	11	69	80	2.9	47	0	42	44	2	19	176	6.3
2020-21	4-4	119	29.8	7-20	.350	3-10	.300	9-15	.600	9	20	29	7.3	14	2	4	6	3	6	26	6.5
Total	63-20	1130	17.9	124-315	.394	42-130	.323	77-113	.681	33	158	191	3.0	121	4	90	90	7	38	367	5.8

Ohio Valley Conference Games Only

Season	G-GS	Min	Avg	FG-FGA	Pct	3FG-3FGA	Pct	FT-FTA	Pct	Off	Def	Tot	Avg	PF	FO	A	TO	Blk	Stl	Pts	Avg
2018-19	18-8	297	16.5	33-93	.355	11-34	.324	37-50	.740	7	33	40	2.2	38	1	28	24	2	8	114	6.3
2019-20	16-7	354	22.1	47-101	.465	22-52	.423	15-22	.682	7	43	50	3.1	30	0	31	28	1	12	131	8.2
2020-21																					
Total	34-15	651	19.1	80-194	.412	33-86	.384	52-72	.722	14	76	90	2.6	68	1	59	52	3	20	245	7.2



## NOLAN TAYLOR

# 31

**2020-21:** Is off to a great start at Southeast Missouri...Ranks second on the team with 12 points and 6.5 rebounds per contest...Ranks second on the team in free throw percentage at .762 (16-of-21)...Made a perfect 6-of-6 free throws en route to scoring 10 points in his first career start at Kansas City (11/28)...Grabbed seven rebounds in 25 minutes...Followed that up with 14 points and seven boards in 22 minutes vs. Southern Illinois (12/2)...Put up season-highs in points (16), rebounds (8), assists and minutes played (20) vs. Lipscomb (12/7)...Scored double figures in three of his four starts.

**Cal Poly:** Was limited to 14 games during the 2019-20 season due to injury...Averaged 6.1 points and 2.9 rebounds in those contests...Redshirted during his first season (2018-19) at Cal Poly due to NCAA transfer rules.

**Pepperdine:** Spent two seasons at Pepperdine...Averaged 8.9 points and four rebounds per game in the first 15 games of his sophomore season before sustaining a season-ending injury...Started 20 of 24 games as a freshman for the Waves in 2016-17.

**Prep:** Four-year starter who graduated as Keller High School's all-time scorer (1,731 points) and rebounder (970 rebounds)...Named to the Fort Worth Star-Telegram All-Area Second-Team and All-District 5-6A First-Team as a senior...Averaged 19.1 points and 8.9 rebounds per game his senior year...Averaged 17.3 points and nine rebounds per contest as a junior, and 15.8 points and 9.5 boards a game as a sophomore.

**Personal:** Born November 11, 1997...Is working on his Master of Arts in Higher Education Administration at SEMO...Son of Michael and Arnita Taylor...Has one brother, Evan.

### Taylor's Game-by-Game Statistics

2020-21	FG	3P	FT	O/D	REB	E	PTS	A	TO	B	S	M
vs. Kansas City*	2-4	0-0	6-6	1/6	7	3	10	0	1	0	0	25
Southern Illinois*	6-11	0-0	2-5	2/5	7	3	14	2	0	0	0	2
Lipscomb*	5-9	0-0	6-8	5/3	8	3	16	5	0	1	1	28
at Lipscomb*	3-6	0-0	2-2	1/3	4	1	8	0	2	1	1	20
at UT Martin												
at Evansville												
UT Martin												
at Indiana State												
at Tennessee Tech												
Tennessee State												
at Belmont												
at Tennessee State												
Murray State												
Austin Peay												
at Morehead State												
at Eastern Kentucky												
SIU Edwardsville												
Eastern Illinois												
Tennessee Tech												
Jacksonville State												
at Murray State												
at Austin Peay												
Eastern Kentucky												
Morehead State												
at Eastern Illinois												
at SIU Edwardsville												
Totals	16-30	0-0	16-21	9/17	26	10	48	7	3	2	2	75

\* - Game Started

### 2020-21 Season/Career-Highs

Points .....	16	vs. Lipscomb (12/7/20)
Total Rebounds .....	8	vs. Lipscomb (12/7/20)
Offensive .....	5	vs. Lipscomb (12/7/20)
Defensive .....	6	vs. Kansas City (11/28/20)
FG Made .....	6	vs. Southern Illinois (12/2/20)
FG Attempted .....	11	vs. Southern Illinois (12/2/20)
3-Point FG Made .....	-	-
3-Point FG Attempted .....	-	-
FT Made .....	6	2x, last vs. Lipscomb (12/7/20)
FT Attempted .....	8	vs. Lipscomb (12/7/20)
Assists .....	5	vs. Lipscomb (12/7/20)
Blocks .....	1	2x, last at Lipscomb (12/9/20)
Steals .....	1	2x, last at Lipscomb (12/9/20)
Minutes .....	28	vs. Lipscomb (12/7/20)

### Taylor's Career Statistics at Southeast Missouri

Season	G-GS	Min	Avg	FG-FGA	Pct	3FG-3FGA	Pct	FT-FTA	Pct	Off	Def	Tot	Avg	PF	FO	A	TO	Blk	Stl	Pts	Avg
2020-21	4-4	95	23.8	16-30	.533	0-0	.000	16-21	.762	9	17	26	6.5	10	0	7	3	2	2	48	12.0
Ohio Valley Conference Games Only																					
Season	G-GS	Min	Avg	FG-FGA	Pct	3FG-3FGA	Pct	FT-FTA	Pct	Off	Def	Tot	Avg	PF	FO	A	TO	Blk	Stl	Pts	Avg
2020-21																					



## Season/Career Statistics

### SEASON STATISTICS

### CAREER STATISTICS

SUMMARY	gp-gs	min/g	fg%	3fg%	ft%	r/g	a/g	stl	blk	pts/g	gp-gs	min/g	fg%	3fg%	ft%	r/g	a/g	stl	blk	pts/g
HARRIS, Chris	4-4	30.5	.463	.407	.522	1.5	3.0	2	0	18.3	6-4	29.3	.493	.471	.606	2.0	2.3	2	1	17.3
TAYLOR, Nolan	4-4	23.8	.533	.000	.762	6.5	1.8	2	2	12.0	4-4	23.8	.533	.000	.762	6.5	1.8	2	2	12.0
NICHOLAS, DQ	4-4	29.5	.351	.222	.800	3.0	2.5	5	1	11.0	34-23	25.0	.388	.290	.750	2.5	1.8	27	6	8.0
REED, JR., Eric	4-2	25.3	.640	.583	.667	2.5	0.3	2	1	10.3	4-2	25.3	.640	.583	.667	2.5	0.3	2	1	10.3
AKENTEN, Nana	4-2	28.8	.406	.381	.500	6.3	1.3	5	5	9.0	4-2	28.8	.406	.381	.500	6.3	1.3	5	5	9.0
RUSSELL, Nygal	4-4	29.8	.350	.300	.600	7.3	1.0	6	3	6.5	63-20	17.9	.394	.323	.681	3.0	1.4	38	7	5.8
LOVE, Jordan	4-0	24.0	.450	.250	.385	3.3	3.0	7	1	6.0	29-4	14.1	.363	.250	.523	1.7	1.0	14	3	3.6
JOHNSON, Nate	4-0	12.5	.556	.000	.000	4.0	1.0	0	3	2.5	4-0	12.5	.556	.000	.000	4.0	1.0	0	3	2.5
BRANSON, Dylan	4-0	8.5	.400	.000	.000	1.0	1.3	1	0	1.0	4-0	8.5	.400	.000	.000	1.0	1.3	1	0	1.0
SCORING	fg-fga	fg%	3fg-fga	3fg%	ft-fa	ft%	pts	pts/g	fg-fga	fg%	3fg-fga	3fg%	ft-fa	ft%	pts	pts/g				
HARRIS, Chris	25-54	.463	11-27	.407	12-23	.522	73	18.3	34-69	.493	16-34	.471	20-33	.606	104	17.3				
TAYLOR, Nolan	16-30	.533	0-0	.000	16-21	.762	48	12.0	16-30	.533	0-0	.000	16-21	.762	48	12.0				
NICHOLAS, DQ	13-37	.351	2-9	.222	16-20	.800	44	11.0	85-219	.388	20-69	.290	81-108	.750	271	8.0				
REED, JR., Eric	16-25	.640	7-12	.583	2-3	.667	41	10.3	16-25	.640	7-12	.583	2-3	.667	41	10.3				
AKENTEN, Nana	13-32	.406	8-21	.381	2-4	.500	36	9.0	13-32	.406	8-21	.381	2-4	.500	36	9.0				
RUSSELL, Nygal	7-20	.350	3-10	.300	9-15	.600	26	6.5	124-315	.394	42-130	.323	77-113	.681	367	5.8				
LOVE, Jordan	9-20	.450	1-4	.250	5-13	.385	24	6.0	37-102	.363	6-24	.250	23-44	.523	103	3.6				
JOHNSON, Nate	5-9	.556	0-0	.000	0-1	.000	10	2.5	5-9	.556	0-0	.000	0-1	.000	10	2.5				
BRANSON, Dylan	2-5	.400	0-2	.000	0-0	.000	4	1.0	2-5	.400	0-2	.000	0-0	.000	4	1.0				
TOTALS	o-reb	d-reb	t-reb	pf	fo	ast	to	a/to	o-reb	d-reb	t-reb	pf	fo	ast	to	a/to				
HARRIS, Chris	2	4	6	8	1	12	12	1.0	2	10	12	13	1	14	17	0.8				
TAYLOR, Nolan	9	17	26	10	0	7	3	2.3	9	17	26	10	0	7	3	2.3				
NICHOLAS, DQ	2	10	12	14	1	10	14	0.7	9	77	86	62	1	60	62	1.0				
REED, JR., Eric	5	5	10	13	0	1	3	0.3	5	5	10	13	0	1	3	0.3				
AKENTEN, Nana	5	20	25	10	1	5	10	0.5	5	20	25	10	1	5	10	0.5				
RUSSELL, Nygal	9	20	29	14	2	4	6	0.7	33	158	191	121	4	90	90	1.0				
LOVE, Jordan	1	12	13	3	0	12	4	3.0	12	37	49	23	0	29	28	1.0				
JOHNSON, Nate	6	10	16	4	0	4	1	4.0	6	10	16	4	0	4	1	4.0				
BRANSON, Dylan	1	3	4	8	0	5	4	1.3	1	3	4	8	0	5	4	1.3				

Game  
1Southeast Missouri 71  
Kansas City 66

November 28, 2020 • Mabee Fieldhouse • Kansas City, Mo.



## KANSAS CITY, Mo.

Nygall Russell scored eight points, had a steal and knocked down two huge 3-pointers in the

final 2:32 to give Southeast Missouri a 71-66 win over Kansas City at the Negro Baseball League Museum Tip-Off Classic.

Russell, who finished with 14 points as one of four SEMO players in double figures, hit both of his treys in the last minute to help get Brad Korn his first career win as the Redhawks head coach.

A native of Houston, Texas, Russell buried the first of his two clutch 3-pointers to put the

Redhawks ahead, 68-64, after KC made it a one-point game.

Then, following two free throws by Franck Kamgain which narrowed the Redhawks lead to 68-66 with 33 seconds to go, Russell delivered the final blow with his long range bomb as the shot clock expired giving SEMO a 71-66 advantage.

KC inbounded the ball with two seconds left and Russell intercepted the pass to end his impressive game-changing effort down the stretch.

Chris Harris scored a game-high 18 points to lead four Redhawks in double figures. Nana Akenten (17), Russell and Nolan Taylor (10) were the others.

Game  
2Southern Illinois 87  
Southeast Missouri 79 OT

December 2, 2020 • Show Me Center • Cape Girardeau, Mo.



## CAPE GIRARDEAU, Mo.

Southern Illinois scored 28 points at the free throw

line and sunk nine in overtime to escape with an 87-79 win over Southeast Missouri.

SEMO led, 65-54, with a little over six minutes remaining in regulation when SIU went on a 15-4 run to tie the game at 69-69. Dalton Banks converted a conventional 3-point play and Anthony D'Avanzo made a free throw to knot things up with 20 seconds left.

Chris Harris drove the lane and banked in a layup to regain a 71-69 edge for the Redhawks 12 seconds later.

DQ Nicholas was then called for a foul when contact was made near midcourt on SIU's inbound pass. D'Avanzo headed to the free throw line again, this time making two shots to breing the game to a 71-71 deadlock with four seconds on the clock.

SEMO had one last chance to win it, but Harris' 3-point attempt came off the front of the rim.

The Salukis scored the first seven points of overtime and the Redhawks didn't recover.

Eric Reed, Jr. led SEMO with 17 points, Harris added 15, Nolan Taylor finished with 14 and Jordan Love chipped in 10.

Nygall Russell turned in career-highs in rebounds (11) and minutes played (38).



Official Basketball Box Score - Final  
Southeast Mo. St. at Kansas City  
11/28/20 Mabee Fieldhouse, Kansas City  
2020-21 Men's Basketball

Game Time: 4:00 PM  
Game Duration: 2:05  
Attendance: 175

Officials: Michael Swoboda, Robert Fakler, Chris Pasici

Southeast Mo. St. - 71

Record: 1-0

NO.	Name	Min	FG	3P	FT	Rebounds	Fouls	TP	AS	TO	ST	Blocks	PF	BA	+
31	Nolan Taylor	25:13	2-4	0-0	0-0	1	6	7	3	4	10	0	1	0	-2
3	Eric Reed, Jr.	10:25	0-2	0-1	0-0	0	0	0	4	1	0	1	0	0	-4
5	Chris Harris	35:02	5-9	3-6	5-11	1	2	3	1	8	18	4	4	0	1
11	DQ Nicholas	19:15	2-3	0-1	4-4	0	1	1	5	4	8	0	4	1	0
25	Nygall Russell	32:31	3-5	3-5	5-8	0	7	7	4	4	14	1	1	2	-4
21	Nana Akenten	32:27	6-12	4-9	1-2	0	6	6	2	1	17	2	2	3	0
14	Nate Johnson	13:21	0-0	0-0	0-1	1	3	4	2	1	0	2	0	0	1
2	Jordan Love	26:34	2-6	0-1	0-3	0	3	3	0	2	4	3	1	4	0
33	Dylan Branson	05:12	0-0	0-0	0-0	0	0	0	1	0	0	2	1	0	-8
Team						0	0	0	0	0	1				
Totals			20-41	10-23	21-35	3	28	31	22	25	71	12	17	11	5

Technical Fouls: NONE

Kansas City - 66

Record: 2-1

NO.	Name	Min	FG	3P	FT	Rebounds	Fouls	TP	AS	TO	ST	Blocks	PF	BA	+
20	Josiah Allick	20:52	3-4	1-2	0-0	1	3	4	4	1	7	0	0	2	-3
00	Zion Williams	32:33	5-9	0-1	0-0	1	3	4	4	0	10	5	4	0	-2
3	Brandon McKissic	30:16	5-12	1-3	5-8	0	2	2	5	10	16	2	4	2	0
11	Franck Kamgain	33:52	1-7	0-2	6-8	0	3	3	3	4	8	3	2	2	0
13	Marvin Nesbitt Jr.	37:56	7-12	1-2	0-3	3	5	8	3	4	15	1	1	1	2
32	Kaimen Lemox	06:26	0-2	0-1	0-0	0	0	0	0	2	0	0	0	0	-3
10	Hidde Roessink	16:09	2-4	1-2	3-4	0	3	3	1	3	8	0	3	0	0
21	Sam Martin	07:15	0-0	0-0	0-0	0	2	2	1	0	0	1	1	0	-10
4	Jacob Johnson	13:43	1-2	0-0	0-0	0	0	0	2	0	2	0	1	1	0
12	Jonathan Bolden	00:58	0-0	0-0	0-0	0	0	0	0	0	0	0	0	0	-1
Team						2	4	6	0	0	0				
Totals			24-52	4-13	14-23	7	25	32	25	22	66	13	17	13	2

Technical Fouls: NONE

SEMOS		Roos		Points from		SEMOS		Roos		Period by Period Scoring	
Biggest lead	11 (2nd 17:51)	3 (1st 18:47)		Turnovers	20	16				1st	2nd
Best Scoring Run	8 (2nd 17:51)	7 (2nd 1:19)		Paint	16	40				SEMOS	37
Lead Changes	3			Second Chance	7	8				Roos	31
Times Tied	1			Fast Breaks	8	12					35
Time with Lead	34:40	04:07		Bench	21	10					66

Official Basketball Box Score -- Game Totals -- Final Statistics  
Southern Illinois vs Southeast Missouri  
12-02-20 6:30 p.m. at Show Me Center -- Cape Girardeau, Mo.

## Southern Illinois 87 • 1-0

		Total	3-Ptr	Rebounds	PF	TP	A	TO	Blk	Stl	Min
		FG-FGA	FG-FGA	FT-FTA	Off	Def	Tot				
##	Player										
01	DOMASK, Marcus	6-11	1-3	11-12	1	4	5	1	24	3	6
33	D'AVANZO, Anthony	4-7	2-3	3-3	1	3	4	3	13	0	0
05	JONES, Lance	3-10	1-4	0-2	1	3	4	1	7	2	1
10	HARVEY, Ben	5-11	3-6	9-10	0	7	7	2	22	3	0
24	BROWN, Trent	1-5	1-2	1-2	0	4	4	3	4	2	1
03	BANKS, Dalton	5-9	1-2	3-3	0	1	1	4	14	1	1
14	FILEWICH, Kyler	1-2	0-0	0-0	0	1	1	4	2	1	0
22	VERPLANCKEN, Steven	0-2	0-1	1-3	0	2	2	0	1	1	0
25	LONG, Jakolby	0-1	0-0	0-0	0	1	1	0	0	0	0
Team											
Totals		25-58	9-21	28-35	4	33	37	18	87	13	9
FG % 1st Half: 10-27 37.0%		2nd half: 12-25 48.0%		OT: 3-6 50.0%		Game: 25-58 43.1%		Deadball		Rebounds	
3FG % 1st Half: 3-10 30.0%		2nd half: 5-9 55.6%		OT: 1-2 50.0%		Game: 9-21 42.9%		3			
FT % 1st Half: 6-11 54.5%		2nd half: 13-14 92.9%		OT: 9-10 90.0%		Game: 28-35 80.0%					

## Southeast Missouri 79 • 1-1

		Total	3-Ptr	Rebounds	PF	TP	A	TO	Blk	Stl	Min
		FG-FGA	FG-FGA	FT-FTA	Off	Def	Tot				
##	Player										
31	TAYLOR, Nolan	6-11	0-0	2-5	2	5	7	3	14	2	0
03	REED, JR., Eric	6-10	3-5	2-3	4	1	5	3	17	0	0
05	HARRIS, Chris	6-15	1-6	2-2	1	0	1	5	15	5	2
11	NICHOLAS, DQ	2-12	0-1	3-5	0	3	3	3	7	4	2
25	RUSSELL, Nygall	0-6	0-1	0-0	4	7	11	5	0	2	2
12	LOVE, Jordan	4-5	1-1	1-4	0	3	3	1	10	3	2
04	JOHNSON, Nate	3-5	0-0	0-0	1	2	3	0	6	1	0
21	AKENTEN, Nana	3-7	1-4	1-2	1	7	8	5	8	1	5
33	BRANSON, Dylan	1-3	0-1	0-0	1	3	4	3	2	3	0
Team											
Totals		31-74	6-19	11-21	18	32	50	28	79	21	13
FG % 1st Half: 13-33 39.4%		2nd half: 15-32 46.9%		OT: 3-9 33.3%		Game: 31-74 41.9%		Deadball		Rebounds	
3FG % 1st Half: 1-6 16.7%		2nd half: 4-9 44.4%		OT: 1-4 25.0%		Game: 6-19 31.6%		2			
FT % 1st Half: 4-7 57.1%		2nd half: 6-10 60.0%		OT: 1-4 25.0%		Game: 11-21 52.4%					

Officials: John Dillon, Gene Grimshaw, Mike O'Neill  
Technical fouls: Southern Illinois-None. Southeast Missouri-None.  
Attendance: 740

Score by periods	1st	2nd	OT	Total
Southern Illinois	29	42	16	87
Southeast Missouri	31	40	8	79

	In	Off	2nd	Fast	Bench
Points	Paint	T/O	Chance	Break	
SIU	32	15	2	4	17
SEMO	38	10	17	6	26





# Game 3

## Lipscomb 77 Southeast Missouri 82

December 7, 2020 • Show Me Center • Cape Girardeau, Mo.



### CAPE GIRARDEAU, Mo.

Chris Harris and Eric Reed, Jr. each scored 19 points, and Nolan Taylor added 16 points and

eight rebounds to lead Southeast Missouri to an 82-77 win over Preseason Atlantic Sun Conference favorite Lipscomb.

SEMO led for the final 11:04 of the tight contest after Reed, Jr.'s jumper gave it a 56-55 edge. The Redhawks then didn't lead by more than six points and fought off a Lipscomb team that pulled to within one six times in the last 10 minutes.

Jordan Love drove the lane and scored a big basket to put the Redhawks ahead, 78-72, at the 2:24

mark. SEMO later made four free throws in the final 1:01 to polish off the win.

Reed, Jr. gave SEMO a huge spark off the bench going 8-of-10 from the field and 3-of-4 from 3-point range.

Taylor was a force underneath finishing with 5-of-9 field goals, 6-of-8 free throws, five offensive rebounds and five assists in 28 minutes.

Harris shot 7-of-13 from the field, made three 3-pointers and dished out three assists, while DQ Nicholas contributed 12 points, five assists and three steals.

Head Coach Brad Korn picked up his first career win at the show Me Center.

# Game 4

## Southeast Missouri 74 Lipscomb 80 OT

December 9, 2020 • Allen Arena • Nashville, Tenn.



### NASHVILLE, Tenn.

Southeast Missouri put together a ferocious comeback, but came up short in an 80-74 overtime loss to

Lipscomb.

Jake Wolfe scored 26 points and made a 3-pointer at the buzzer to send the game to overtime.

LU was down four with 50 seconds left in regulation and pulled within a point on a Wolfe Layup. Jordan Love was later fouled and split two free throws leaving SEMO ahead, 63-60.

Wolfe then splashed in an off-balance 3-pointer to send the game to overtime.

The Bisons went a perfect 8-of-8

at the free throw line in overtime to avenge an earlier loss to the Redhawks.

The Redhawks trailed by 15 points (40-25) 3:39 into the second half and used a 20-2 run to erase the deficit.

Nygall Russell scored five points in a quick 42 seconds and made a free throw to tie the game at 44-44 with 8:51 on the clock.

Nolan Taylor's layup gave SEMO its first lead since the first half at 47-46.

Four free throws by DQ Nicholas off a pair of LU technical fouls helped widen SEMO's lead to 55-46 with a little over six minutes remaining.

SEMO led the rest of the way until Wolfe's game-tying three.



Official Basketball Box Score -- Game Totals -- Final Statistics  
Lipscomb vs Southeast Missouri  
12-07-20 6:30 p.m. at Show Me Center -- Cape Girardeau, Mo.



### Lipscomb 77 • 1-4

#	Player	Total		3-Ptr		Rebounds		PF	TP	A	TO	Blk	Stl	Min.
		FG-FGA	FG-FGA	FT-FTA	FT-FTA	Off	Def							
23	ASADULLAH, Ahsan	c	6-8	0-0	4-6	1	6	7	2	16	10	6	2	31
01	JONES, Greg	g	7-13	4-9	0-0	0	1	1	1	18	0	0	0	35
03	FERGUSON, Romeao	g	4-10	0-3	2-2	1	4	5	3	10	3	2	0	30
10	WOLFE, Jake	g	7-10	4-5	4-5	0	2	2	1	22	3	3	0	29
25	MILLER, Miles	g	1-6	1-3	0-0	1	1	2	4	3	5	0	0	22
05	COLEMAN, Kaleb	g	1-2	1-2	0-0	0	0	0	1	3	0	1	0	3
11	JONES, Alex	g	0-0	0-0	0-0	1	0	1	1	0	1	0	0	18
12	CARY, Carson	g	0-0	0-0	0-0	0	0	0	0	0	0	0	0	9
13	HAZEN, Parker	g	2-2	0-0	1-1	0	5	5	3	5	0	1	0	23
Team						0	2	2						
Totals			28-51	10-22	11-14	4	21	25	16	77	22	13	2	200

FG % 1st Half: 14-28 50.0% 2nd half: 14-23 60.9% Game: 28-51 54.9%  
3FG % 1st Half: 6-13 46.2% 2nd half: 4-9 44.4% Game: 10-22 45.5%  
FT % 1st Half: 3-5 60.0% 2nd half: 8-9 88.9% Game: 11-14 78.6%

### Southeast Missouri 82 • 2-1

#	Player	Total		3-Ptr		Rebounds		PF	TP	A	TO	Blk	Stl	Min.
		FG-FGA	FG-FGA	FT-FTA	FT-FTA	Off	Def							
31	TAYLOR, Nolan	r	5-9	0-0	6-8	5	3	8	3	16	5	0	1	28
05	HARRIS, Chris	g	7-13	3-7	2-2	0	0	0	0	19	3	2	0	30
11	NICHOLAS, DQ	g	4-10	1-4	3-4	1	2	3	4	12	5	2	0	29
21	AKENTEN, Nana	g	3-10	3-6	0-0	3	4	7	1	9	0	1	0	29
25	RUSSELL, Nygal	g	1-5	0-3	1-2	1	2	3	0	3	0	1	0	20
02	LOVE, Jordan	g	1-3	0-1	0-0	0	2	2	0	2	4	0	0	21
03	REED, JR., Eric	g	8-10	3-4	0-0	0	2	2	2	19	1	0	0	23
14	JOHNSON, Nate	g	1-1	0-0	0-0	1	3	4	1	2	0	1	0	12
33	BRANSON, Dylan	g	0-1	0-1	0-0	0	0	0	1	0	1	0	0	8
Team						0	2	2						
Totals			30-62	10-26	12-16	11	20	31	12	82	19	7	1	200

FG % 1st Half: 16-32 50.0% 2nd half: 14-30 46.7% Game: 30-62 48.4%  
3FG % 1st Half: 5-12 41.7% 2nd half: 5-14 35.7% Game: 10-26 38.5%  
FT % 1st Half: 2-2 100.0% 2nd half: 10-14 71.4% Game: 12-16 75.0%

Officials: Greg Rennegarbe, Davis Maxwell, Cedric Coleman  
Technical fouls: Lipscomb-None. Southeast Missouri-None.  
Attendance: 580

Score by periods	1st	2nd	Total
Lipscomb	37	40	77
Southeast Missouri	39	43	82

Points	In	Off	2nd	Fast	Bench
LU	32	7	1	2	8
SEMO	28	23	12	4	23



Official Basketball Box Score -- Game Totals -- Final Statistics  
SEMO vs Lipscomb  
12-09-20 7 p.m. at Allen Arena -- Nashville, Tenn.



### SEMO 74 • 2-2

#	Player	Total		3-Ptr		Rebounds		PF	TP	A	TO	Blk	Stl	Min.
		FG-FGA	FG-FGA	FT-FTA	FT-FTA	Off	Def							
31	TAYLOR, Nolan	r	3-6	0-0	2-2	1	3	4	1	8	0	2	1	20
05	HARRIS, Chris	g	7-17	4-8	3-8	0	2	2	2	21	0	4	0	35
11	NICHOLAS, DQ	g	5-12	1-3	6-7	1	4	5	2	17	1	6	1	37
21	AKENTEN, Nana	g	1-3	0-2	0-0	1	3	4	2	2	2	2	1	22
25	RUSSELL, Nygal	g	3-4	0-1	3-5	4	4	8	5	9	1	2	0	29
02	LOVE, Jordan	g	2-6	0-1	4-6	1	4	5	2	8	2	1	0	29
03	REED, JR., Eric	g	2-3	1-2	0-0	1	2	3	4	5	0	2	0	30
14	JOHNSON, Nate	g	1-3	0-0	0-0	3	2	5	1	2	1	0	0	10
33	BRANSON, Dylan	g	1-1	0-0	0-0	0	0	0	3	2	1	2	0	13
Team						3	2	5						
Totals			25-55	6-17	18-28	15	26	41	22	74	8	21	3	225

FG % 1st Half: 7-22 31.8% 2nd half: 13-24 54.2% OT: 5-9 55.6% Game: 25-55 45.5%  
3FG % 1st Half: 3-8 37.5% 2nd half: 3-7 42.9% OT: 0-2 0.0% Game: 6-17 35.3%  
FT % 1st Half: 5-8 62.5% 2nd half: 12-19 63.2% OT: 1-1 100.0% Game: 18-28 64.3%

### Lipscomb 80 • 2-4

#	Player	Total		3-Ptr		Rebounds		PF	TP	A	TO	Blk	Stl	Min.
		FG-FGA	FG-FGA	FT-FTA	FT-FTA	Off	Def							
23	ASADULLAH, Ahsan	c	3-5	0-0	1-2	0	5	5	7	2	2	1	0	17
01	JONES, Greg	g	6-13	3-8	2-2	0	0	0	4	17	1	0	0	39
03	FERGUSON, Romeao	g	6-7	0-0	0-2	1	5	6	4	12	1	3	2	39
10	WOLFE, Jake	g	6-11	2-3	12-14	0	2	2	1	26	4	0	0	39
25	MILLER, Miles	g	0-4	0-1	0-0	0	1	1	1	0	1	2	0	15
02	PRUITT, Will	g	0-1	0-0	0-0	0	0	0	0	0	0	0	0	0
04	SHULMAN, Tanner	g	0-0	0-0	0-0	0	0	0	0	0	0	0	0	3
05	COLEMAN, Kaleb	g	0-2	0-1	0-0	0	1	1	0	0	0	0	0	8
11	JONES, Alex	g	2-3	1-2	0-0	0	4	4	1	5	5	1	0	20
12	CARY, Carson	g	3-5	3-5	2-2	0	1	1	1	11	0	1	0	16
13	HAZEN, Parker	g	0-3	0-0	0-0	0	1	1	5	0	0	0	0	12
14	MURR, Tommy	g	0-1	0-0	2-2	0	0	0	2	2	1	0	0	7
Team						2	2	4						
Totals			26-55	9-20	19-24	3	22	25	24	80	15	10	3	225

FG % 1st Half: 13-30 43.3% 2nd half: 9-20 45.0% OT: 4-5 80.0% Game: 26-55 47.3%  
3FG % 1st Half: 6-11 54.5% 2nd half: 2-8 25.0% OT: 1-1 100.0% Game: 9-20 45.0%  
FT % 1st Half: 0-0 0.0% 2nd half: 11-16 68.8% OT: 8-8 100.0% Game: 19-24 79.2%

Officials: Wil Howard, R.B. Clyburn, John Dillon  
Technical fouls: SEMO-None. Lipscomb-JONES, Greg; WOLFE, Jake.  
Attendance: 488

Score by periods	1st	2nd	OT	Total
SEMO	22	41	11	74
Lipscomb	32	31	17	80

Points	In	Off	2nd	Fast	Bench
SEMO	32	17	17	0	17
LIP	34	30	2	6	18