



2020-21 SOUTHEAST MISSOURI BASKETBALL

Game
2



Schedule

November (1-0)

28 at Kansas City ! W, 71-66

December

2	Southern Illinois ESPN+	6:30 p.m.
7	Lipscomb ESPN+	6:30 p.m.
9	at Lipscomb	7 p.m.
12	at UT Martin* ESPN+	4 p.m.
15	at Evansville ESPN3	2 p.m.
18	UT Martin* ESPN+	6:30 p.m.
22	at Indiana State ESPN3	2 p.m.
30	at Tennessee Tech* ESPN+	8 p.m.

January

2	Tennessee State* ESPN+	5 p.m.
7	at Belmont* ESPN+	7 p.m.
9	at Tennessee State* ESPN+	4 p.m.
14	Murray State* ESPN+	8 p.m.
16	Austin Peay* ESPN+	5 p.m.
21	at Morehead State* ESPN+	6 p.m.
23	at Eastern Kentucky* ESPN+	3 p.m.
28	SIU Edwardsville* ESPN+	8 p.m.
30	Eastern Illinois* ESPN+	5 p.m.

February

4	Tennessee Tech* ESPN+	8 p.m.
6	Jacksonville State* ESPN+	5 p.m.
11	at Murray State* ESPN+	7:30 p.m.
13	at Austin Peay* ESPN+	4 p.m.
18	Eastern Kentucky* ESPN+	8 p.m.
19	Morehead State* ESPN+	8 p.m.
25	at Eastern Illinois* ESPN+	7:30 p.m.
27	at SIU Edwardsville* ESPN+	5 p.m.

March

3	OVC Tournament First Round	Evansville, Ind.
4	OVC Tournament Quarterfinals	Evansville, Ind.
5	OVC Tournament Semifinals	Evansville, Ind.
6	OVC Championship	Evansville, Ind.

All games are broadcast live on the radio at Real Rock 99.3 FM. All times Central and Subject to Change;
Home Games in Bold; * - Denotes Ohio Valley Conference Game; ! - Negro League Baseball Museum Tip-Off Classic (Kansas City, Mo.)

Southern Illinois vs. Southeast Missouri (1-0)

Coverage

Radio.....Real Rock 99.3 FM
(Erik Sean)

Video.....ESPN+ (Erik Sean)

Live Stats.....GoSoutheast.com

Twitter.....@SEMOMBB

Date.....Wednesday, December 2, 2020

Tip-Off.....6:30 p.m., CT

Location.....Cape Girardeau, Mo.

Arena.....Show Me Center (7,000)

Series.....SIU leads, 71-46

Last Meeting.....SIU 64, SEMO 45
(Dec 21, 2019 | Carbondale, Ill.)

Head Coaches.....Brad Korn (1-0 overall, 1-0 at SEMO; 0-0 OVC). Bryan Mullins (16-16 overall; 16-16 at SIU)

Strategic Communications

Jeff Honza, Assistant Director of Athletics

Office Phone.....(573) 651-2933

Mobile.....(618) 528-1145

Email.....redhawk1@me.com

Redhawks Host Southern Illinois Wednesday

Longtime rivals Southeast Missouri (1-0) and Southern Illinois hook up in the Redhawks home-opener Wednesday. Tip-off is set for 6:30 p.m., CT at the Show Me Center.

Follow the Redhawks

Fans can listen live on the radio at Real Rock 99.3 FM with Erik Sean calling the action. Video can be accessed online at ESPN+. Live stats available at GoSoutheast.com and Twitter updates will be provided @SEMOMBB.

Series History

Southeast Missouri and Southern Illinois meet for the 118th time on the hardwood Wednesday. SIU leads the all-time series, 71-46, and has won 18 of the previous 22 matchups between these teams. Wednesday's game is just the second athletic event on SEMO's campus since the COVID-19 pandemic began in March.

Former Salukis to Head Coaches

Brad Korn (1999-2004) and Bryan Mullins (2006-09) each played at Southern Illinois before reaching their longterm goals of becoming head coaches. Korn was part of three Missouri Valley Conference regular-season championships and three consecutive NCAA Tournament appearances. Mullins set school records for assists and steals and was point guard for SIU's NCAA Tournament teams in 2006 and 2007, and NIT team in 2008. He is a member of the Saluki Hall of Fame.

Mullins Will Not Coach Wednesday

Southern Illinois head coach Bryan Mullins tested positive for COVID-19 and is asymptomatic. In accordance with Illinois state and local health guidelines, Mullins is in isolation for 10 days. SIU paused team activities on Nov. 12 and no student-athletes have tested positive for COVID-19 since that time. Brendan Mullins will serve as the Salukis acting head coach in Mullins' absence.

Korn Gets First Win

Brad Korn picked up his first career win as a head coach when Southeast Missouri hung on to beat Kansas City, 71-66, at the Negro Baseball League Museum Tip-Off Classic on Nov. 28. Korn became the first to win his debut game as a SEMO head coach in the Redhawks NCAA Division I era (since 1991-92). Carroll Williams was the last to win his first game as a SEMO head coach vs. Missouri Baptist (96-65) on Dec. 1, 1976.

Fun Fact

Brad Korn was 4-1 against Southeast Missouri when he was a player at Southern Illinois. The only time SEMO beat the Salukis with Korn on their roster was Dec. 5, 2000 (87-84, Cape Girardeau). Korn scored six points and had his first career dunk in a 92-80 win over the Redhawks on Dec. 22, 2001.



Southeast Missouri or **SEMO** is the preferred reference for Southeast Missouri State University athletic teams. Southeastern Missouri State is not an acceptable reference.



Welcome to SEMO

Five players took the court for the first time at Southeast Missouri at Kansas City (Nov. 28). Eric Reed, Jr., Nolan Taylor, Nana Akenten, Nate Johnson and Dylan Branson each made their SEMO debuts. Taylor, Reed, Jr. and returnee Chris Harris all made their first career starts against the Roos.

Home-Openers

The Redhawks are 23-6 all-time in home-openers since joining the NCAA Division I ranks in 1991-92. Southeast Missouri opened its home slate with a win in seven of the last eight years and posted victories in 14 of their previous 17 home-opening contests. SEMO has won four-straight home-openers.

Against the MVC

Half of Southeast Missouri's shortened six-game non-conference slate is made up of Missouri Valley Conference schools. Southern Illinois is the first of the three MVC opponents to face the Redhawks Wednesday. SEMO is scheduled to travel to both Evansville (Dec. 15) and Indiana State (Dec. 22) later this month. The Redhawks are 109-194 all-time against the MVC. Here are SEMO's records vs. Valley opponents.

vs. Southern Illinois.....	46-71
vs. Drake.....	0-2
vs. Evansville.....	5-10
vs. Bradley.....	2-9
vs. Illinois State.....	1-8
vs. Indiana State.....	0-2
vs. Missouri State.....	55-92

Russell Seals It

Nygal Russell made two huge 3-pointers in the last 57 seconds and scored the final eight points of the game to nail down Southeast Missouri's first win of the season over Kansas City (Nov. 28). Russell drained the first of that pair of clutch threes to put the Redhawks ahead, 68-64, after KC made it a one-point game. Then, following two made free throws by the Roos which narrowed SEMO's lead to 68-66 with 33 seconds remaining, Russell delivered the knockout punch with his long 3-pointer as the shot clock expired. That made gave the Redhawks a 71-66 lead with two seconds left. On the final play of the game, Russell intercepted the inbounds pass to put

the win on ice. For the game, he scored 14 points on 3-of-5 from the field and 5-of-8 from the free throw line. He also grabbed seven rebounds, had two blocks and collected two steals.

Harris Nets Career-High

In his first career start and his first basketball game in 384 days, guard Chris Harris put up a game and career-high 18 points at Kansas City (Nov. 28). Harris shot 5-of-9 from the field, knocked down three 3-pointers and made 5-of-11 free throws in his 2020-21 debut. He also dished out four assists and grabbed three rebounds in 35 minutes. Harris last played on Nov. 10, 2019 -- vs. Purdue Fort Wayne -- a game which he scored 16 points and made the game-winning 3-pointer off the bench. Harris was limited to just two games due to a knee injury in 2019-20. He has scored double figures in all three games he played as a Redhawk.

Akenten Produces

Nebraska transfer Nana Akenten, who sat out the 2019-20 season due to NCAA Division I transfer regulations, gave Southeast Missouri a huge lift off the bench during his first game in a Redhawk uniform. Akenten scored 16 first-half points, made a game-high four 3-pointers and banked in a beyond halfcourt shot at Kansas City (Nov. 28). He shot 50 percent (6-of-12) from the field, grabbed six rebounds, dished out two assists, collected

three steals and had two blocks in 32 minutes. Akenten finished with 17 points for the game.

Season-Opening Road Win

For the first time in its NCAA Division I era, Southeast Missouri won a season-opener outside of Cape Girardeau when it beat Kansas City, 71-66, on Nov. 28. SEMO started a season with a win over an NCAA Division I opponent for the first time in 16 years. The last time that happened was when the Redhawks edged Green Bay, 63-62, on Nov. 21, 2003.

Streak Ended

With its win at Kansas City on Nov. 28, Southeast Missouri snapped an 18-game road losing streak. SEMO last won a road at Eastern Illinois (88-79) on Feb. 16, 2019.

Getting to the Free Throw Line

Southeast Missouri attempted 35 free throws against Kansas City (Nov. 28). That total was one away from tying the Redhawks season-high of 36 free throw attempts in 2019-20 (vs. SIUE, Feb. 15). Seven of the nine Redhawks who played against the Roos went to the free throw line. SEMO shot 21-of-35 for the game.

Taylor Notches Double-Digits

Cal Poly transfer Nolan Taylor put together a nice game underneath the basket in his first start with Southeast Missouri. Taylor scored 10 points and tied a game-high seven rebounds

2020-21 OVC Standings (as of Nov. 29)

	OVC					Overall					
	Record	Pct.	Home	Away	Streak	Record	Pct.	Home	Away	Neutral	Streak
Belmont	0-0	0.000	0-0	0-0	-	3-0	1.000	0-0	0-0	3-0	W3
Eastern Kentucky	0-0	0.000	0-0	0-0	-	2-0	1.000	0-0	0-0	2-0	W2
Murray State	0-0	0.000	0-0	0-0	-	1-0	1.000	1-0	0-0	0-0	W1
Southeast Missouri	0-0	0.000	0-0	0-0	-	1-0	1.000	0-0	0-0	1-0	W1
Austin Peay	0-0	0.000	0-0	0-0	-	2-1	0.667	0-0	0-0	2-1	L1
Jacksonville State	0-0	0.000	0-0	0-0	-	2-1	0.667	0-0	0-1	2-0	W2
Morehead State	0-0	0.000	0-0	0-0	-	1-2	0.333	1-0	0-1	0-1	W1
SIUE	0-0	0.000	0-0	0-0	-	1-2	0.333	0-0	0-1	1-1	W1
Tennessee State	0-0	0.000	0-0	0-0	-	0-0	0.000	0-0	0-0	0-0	---
UT Martin	0-0	0.000	0-0	0-0	-	0-0	0.000	0-0	0-0	0-0	---
Tennessee Tech	0-0	0.000	0-0	0-0	-	0-1	0.000	0-0	0-1	0-0	L1
Eastern Illinois	0-0	0.000	0-0	0-0	-	0-2	0.000	0-0	0-2	0-0	L2



in 25 minutes. He went a perfect 6-of-6 at the free throw line, also a game-high.

Strong from Long Range

After just one game this season, Southeast Missouri leads the Ohio Valley Conference in 3-point field goal percentage. SEMO made 10-of-23 three-pointers at a 43.5 percent clip at Kansas City (Nov. 28). Nana Akenten (4), Chris Harris (3) and Nygal Russell (3) accounted for those makes. The Redhawks already matched their season-high in 3-point field goals made from 2019-20 (10 vs. Drake, Dec. 7, 2019). SEMO last made 10 threes in a season-opener at Illinois (10-of-24) on Nov. 11, 2016.

Redhawks Get Five Blocks in Opener

Southeast Missouri recorded five blocks in its season-opener at Kansas City (Nov. 28). Nana Akenten and Nygal Russell each had two apiece, while Nate Johnson added one. SEMO had at least five blocks on only two occasions in 31 games last season. The Redhawks season-high in blocks during the 2019-20 campaign was six at Morehead State (Jan. 30).

Season 114

The Redhawks are in their 114th season of basketball. This year marks Southeast Missouri's 30th as an NCAA Division I program.

The Redhawks are 344-505 since joining the Division I ranks in 1991-92.

Roster Talk

Southeast Missouri's 2020-21 roster consists of 13 players, including one returning starter, six returnees and seven newcomers. Five new transfers are among that group, as well. Sophomore guard DQ Nicholas is the Redhawks only starter back from last season.

Nice Rookie Year

Point guard DQ Nicholas is coming off a nice rookie campaign which saw him average 7.6 points per contest in 30 games and 19 starts as a true freshman in 2019-20. Nicholas ranked fifth on the team in scoring and shot 73.9 percent (65-of-88) at the free throw line. He rated second on the team in assists (50) and third in steals (22). Nicholas was one of five players who averaged over 24 minutes a game. In addition, he led the Redhawks in scoring on six occasions and had a total of three 20-point performances, most on the team.

Harris Returns

Guard Chris Harris returns from a knee injury that ended his year two games into the 2019-20 campaign. Harris came off the bench and led the Redhawks in scoring the first two games of the season before suffering his injury during practice prior to The Citadel game. He

2020-21 Stats Comparison

SIU (2019-20)	SEMO
16-16.....Record	1-0
10-8.....Conference Record.....	0-0
62.6.....Points Per Game.....	71.0
62.2.....Opp. Points Per Game.....	66.0
+0.3.....Scoring Margin.....	+5.0
.427.....Field Goal Percentage.....	.488
.429.....Opp. Field Goal Percentage.....	.462
.338.....3-Point Field Goal Percentage.....	.435
.315.....Opp. 3-Point Field Goal Percentage.....	.308
.728.....Free Throw Percentage.....	.600
.692.....Opp. Free Throw Percentage.....	.609
29.8.....Rebounds Per Game.....	31.0
35.3.....Opp. Rebounds Per Game.....	32.0
-5.4.....Rebounding Margin.....	-1.0
11.5.....Assists Per Game.....	12.0
12.4.....Turnovers Per Game.....	17.0
+1.2.....Turnover Margin.....	+0.0
2.0.....Blocks Per Game.....	5.0
6.3.....Steals Per Game.....	11.0

This Week's Schedule

Monday, November 30

Jacksonville State at University of Mobile, 2 p.m.
Eastern Kentucky at Xavier, 6 p.m.
Chattanooga at Tennessee Tech, 6 p.m.

Wednesday, December 2

Morehead State at Ohio State, 4 p.m.
Eastern Kentucky at USC Upstate, 4:30 p.m.
Tennessee Tech at Xavier, 6 p.m.
SIUE at Northern Illinois, 6 p.m.
Murray State at Middle Tennessee, 6:30 p.m.
Southern Illinois at Southeast Missouri, 6:30 p.m.
Evansville at UT Martin, 7 p.m.
Belmont at Tennessee State, 8 p.m.

Thursday, December 3

Tennessee Tech at Northern Kentucky, 5 p.m.
Chicago State at Eastern Illinois, 5 p.m.

Friday, December 4

Jacksonville State at Florida International, 6 p.m.

Saturday, December 5

Transylvania at Austin Peay, 1 p.m.
Omaha at SIUE, 2 p.m.
Eastern Illinois at Green Bay, 2 p.m.
Samford at Belmont, 4 p.m.

Sunday, December 6

Tennessee Tech at Western Carolina, 11 a.m.
Jacksonville State at Florida International, 1 p.m.

SEMO Probable Starters



3

Eric Reed, Jr.
G / 6-2 / 190 / Jr.
Baton Rouge, La.

0.0 ppg, 0.0 rpg,
0.0 apg



5

Chris Harris
G / 6-3 / 205 / R-Jr.
Antioch, Ill.

18.0 ppg, 3.0 rpg,
4.0 apg



11

DQ Nicholas
G / 6-1 / 180 / So.
Atlanta, Ga.

8.0 ppg, 1.0 rpg,
0.0 apg



25

Nygal Russell
G / 6-4 / 205 / Jr.
Houston, Texas

14.0 ppg, 7.0 rpg,
1.0 apg



31

Nolan Taylor
F / 6-7 / 260 / Gr.
Keller, Texas

10.0 ppg, 7.0 rpg,
0.0 apg



Honors & Awards

--
--

averaged 15.5 points per game and made the game-winning 3-pointer with 27 seconds left vs. Purdue Fort Wayne prior to his setback. Harris was later granted a medical hardship.

Other Returnees

Forwards Darrious Agnew and Evan Morrison, and guards Nygal Russell and Jordan Love are the rest of Southeast Missouri's returnees. Russell boasts the best 3-point field goal percentage of any returning player from last year's squad. He averaged 6.3 points and 2.3 rebounds, while rating third on the team in assists (42). Love saw action in 25 games and made four starts, averaging 3.2 points. Agnew participated in 22 games and started five contests in 2019-20. He added 4.7 points and 2.1 rebounds a game. Morrison appeared in 17 games off the bench.

Schedule

Southeast Missouri will play a 27-game schedule with 12 matchups at the Show Me Center in 2020-21. SEMO tips off the season at the Negro League Baseball Museum Classic in Kansas City on Nov. 27-28. The Redhawks face Northern Colorado (Nov. 27) and either host Kansas City or Greenville (Nov. 28) as part of the multiple team event. Home games with longtime rival Southern Illinois (Dec. 2) and Lipscomb (Dec. 7), and road trips to Lipscomb (Dec. 9), Evansville (Dec. 15) and Indiana State (Dec. 22) fill out the Redhawks seven-game non-conference slate. SEMO meets Atlantic Sun Conference member Lipscomb for the first time in a home-and-home series this year. In order to help address issues associated with the delayed start date and to be responsive to a desire to provide additional contests within the geographic region, OVC schedules increased from 18 to 20 games for the 2020-21 season. Overall, teams will play every OVC team once and nine schools twice. Schools were given discretion to schedule their two games against their "travel partner" separate from the 18-game conference schedule in order to provide flexibility for teams to complete their non-conference schedules. One of SEMO's games against UT Martin must be scheduled before the holiday break and the other can be scheduled at a time during the basketball season. The Redhawks open their 20-game OVC schedule at UT Martin (Dec. 12) and then host the Skyhawks in their conference home-opener six days later on Dec. 18. The rest of SEMO's

home conference schedule involves dates with Tennessee State (Jan. 2), Murray State (Jan. 14), Austin Peay (Jan. 16), SIU Edwardsville (Jan. 28), Eastern Illinois (Jan. 30), Tennessee Tech (Feb. 4) and Jacksonville State (Feb. 6). Away games at Tennessee Tech (Dec. 30), Belmont (Jan. 7), Tennessee State (Jan. 9), Morehead State (Jan. 21), Eastern Kentucky (Jan. 23), Murray State (Feb. 11), Austin Peay (Feb. 13), Eastern Illinois (Feb. 25) and SIU Edwardsville (Feb. 27) complete the league schedule. The 2021 OVC Men's and Women's Basketball Tournament is set for Mar. 3-6 at the Ford Center in Evansville, Indiana. It marks the fourth year in a row the event will be held at that venue. Teams will follow approved safety protocols established in partnership with the NCAA's Core Principles of Resocialization of Collegiate Basketball and OVC guidance as it evolves based on science.

OVC Preseason Poll

Southeast Missouri was picked to finish 12th in this year's Ohio Valley Conference Preseason Poll. Austin Peay and Murray State have been picked the preseason favorites for the 2020-21 season. It marks the first time since 2009-10 that the poll produced co-favorites. Austin Peay's Terry Taylor was named OVC Preseason Player of the Year.

<u>Team (First-Place Votes)</u>	<u>Pts.</u>
Murray State (10).....	226
Austin Peay (9).....	226
Belmont (5).....	214
Eastern Kentucky.....	173
Eastern Illinois.....	153
Tennessee State.....	139
Jacksonville State.....	124
Morehead State.....	87
Tennessee Tech.....	84
UT Martin.....	80
SIU Edwardsville.....	48
Southeast Missouri.....	30

Redhawks in Professional Basketball

Antonius Cleveland plays for the Dallas Mavericks on a two-way contract with the Texas Legends of the NBA G League. Cleveland, who was at Southeast Missouri from 2013-17, became the first Redhawks player signed to a NBA roster since the NBA/ABA merger in 1976. He became the first SEMO player to play and score in a NBA playoff game when he netted four points vs. the Los Angeles Clippers on Aug. 25, 2020. Cousins

SOUTHEAST MISSOURI BASKETBALL NOTES // SOUTHERN ILLINOIS



and Tyler Stone and Jarekious Bradley, once teammates at SEMO, are both playing overseas. Stone is with JSF Nanterre in France and Bradley is with Joensuu Kataja Basket in Finland.



Show Me Center Media Guidelines

Media may not be on the court in a team area at any time. All media in the Show Me Center must practice social distancing before, during and after games. Media members must wear face coverings at all times. Media should not enter the facility if showing any illness-related symptoms.

Media Entrance/Parking

Working media will need to enter through the NCAA Pass Gate located at the Northeast side of the Show Me Center. There will be no assigned parking for media. Parking is available on a first-come, first-serve basis in the East lot near the Show Me Center main entrance. Media will be given symptom and temperature checks upon entry.

Media Row

Due to COVID-19 policies, media row at the Show Me Center will be limited to only seven spots. There will be one spot reserved for a newspaper reporter that covers each team (home beat writer, visitor beat writer/reporter) and one spot for a reporter with SEMO's student newspaper. Two spots will be assigned to each team's official radio crew (play-by-play, analyst). Visiting radio and all print reporters will be seated on the platform located at the top of Section 117. Home radio, which serves as commentators for SEMO's ESPN+ simulcasts, will be located floor level on the north side.

Credentials

SEMO's gameday personnel, print, radio and television media will be issued Tier 3 season credentials valid for all of the Redhawks home basketball games in 2020-21. Single-game credentials will be issued to visiting team only for the spots reserved on media row (one print reporter, two radio). Credential requests need to be sent to Jeff Honza (jhonza@semo.edu or redhawk1@me.com) at least 24 hours in advance of each game. Credentials must be worn at all times in the Show Me Center. No spouses will be issued credentials for any of the media areas. Those spots are reserved for legitimate working media only.

Tier 3

Ohio Valley Conference institutions must designate their Tier 1, 2 and 3 individuals. Print, television, ESPN+, radio and photographers are classified as Tier 3. Tier 3 individuals may provide services to the playing of the game, but shall be distanced from both Tier 1 and Tier 2 individuals. Individuals in Tier 3 do not have to be tested.

Game Notes & Statistics

SEMO Basketball game notes will be available online at GoSoutheast.com and sent electronically to media prior to each game. No printed copies of game notes will be available at the Show Me Center. There will be no printed copies of official statistics available in-game or postgame for all basketball contests. We request you bring your own copies of any materials you need and a laptop or other device to access live statistics during games. Media should visit Statb.us/ISEMO for live statistics. A game program and roster card will be the only printed materials placed at each spot on media row.

Photographers/Videographers

One photographer from the Southeast Missourian, KFVS 12 and The Arrow (SEMO Student Newspaper) and SEMO's videographer may shoot from a reserved area

in Sections 105, 109, 113, and 118. Those individuals can shoot from all four of those locations, but only one person can be at a location at one time. SEMO will utilize a pool photographer for all home games. All images from the pool photographer will be available to media and the visiting opponent. The SEMO Strategic Communications staff will send a link that includes all images (downloadable) from the pool photographer upon request. In the event a visiting team videographer travels, that person will also need to shoot from those same designated areas.

Press Conferences

All postgame press conferences will be conducted virtually via Zoom. Media will be sent Zoom information and details for press conferences before every game. Head Coaches Brad Korn and Rekha Patterson, along with select student-athletes will be available. Korn and Patterson will address the media immediately following their postgame radio obligations.

No Media Hospitality

Due to COVID-19 policies, there will be no media hospitality area at the Show Me Center. Food and beverages will not be available for all games.

SEMO REDHAWKS
2020-21
SOUTHEAST MISSOURI BASKETBALL

2020-21 SCHEDULE

Month	Date	Opponent	Time
November	27	vs Northern Colorado	4 p.m.
November	28	at Kansas City/Kan. Area College	11 a.m./2 p.m.
December	2	SOUTHERN ILLINOIS	6:30 P.M.
December	7	LIPSCOMB	6:30 P.M.
December	9	at Lincoln	7 p.m.
December	12	at UMKC	4 p.m.
December	15	at Franklin	2 p.m.
December	18	UT MARTIN	6:30 P.M.
December	22	at Indiana State	7 p.m.
December	30	at Tennessee Tech	8 p.m.
January	2	TENNESSEE STATE	5 P.M.
January	7	at Belmont	7 p.m.
January	9	at Tennessee State	4 p.m.
January	13	MUSKOGEE STATE	6 P.M.
January	16	AUSTIN PEAY	5 P.M.
January	21	at Morehead State	6 p.m.
January	23	at Eastern Kentucky	2 p.m.
January	28	SIU EDWARDSVILLE	8 P.M.
January	30	EASTERN ILLINOIS	5 P.M.
February	4	TENNESSEE TECH	8 P.M.
February	6	JACKSONVILLE STATE	5 P.M.
February	13	at Murray State	7:30 p.m.
February	17	at Austin Peay	4 p.m.
February	18	EASTERN KENTUCKY	8 P.M.
February	19	MOREHEAD STATE	8 P.M.
February	25	at Eastern Illinois	7:30 p.m.
February	27	at SIU Edwardsville	5 p.m.
March	3	OVC Tournament First Round	Evansville, Ind.
March	4	OVC Tournament Quarterfinals	Evansville, Ind.
March	5	OVC Tournament Semifinals	Evansville, Ind.
March	6	OVC Tournament Championship	Evansville, Ind.

All Times Central & Subject to Change
Home Games in **BOLD CAPS**
*Denotes Ohio Valley Conference Game
†NBA League Baseball Museum Tip-Off Classic (Shawnee, Okla.)
All Games Live on the Radio at Real Rock 90.3 FM

GO SOUTHEAST.COM

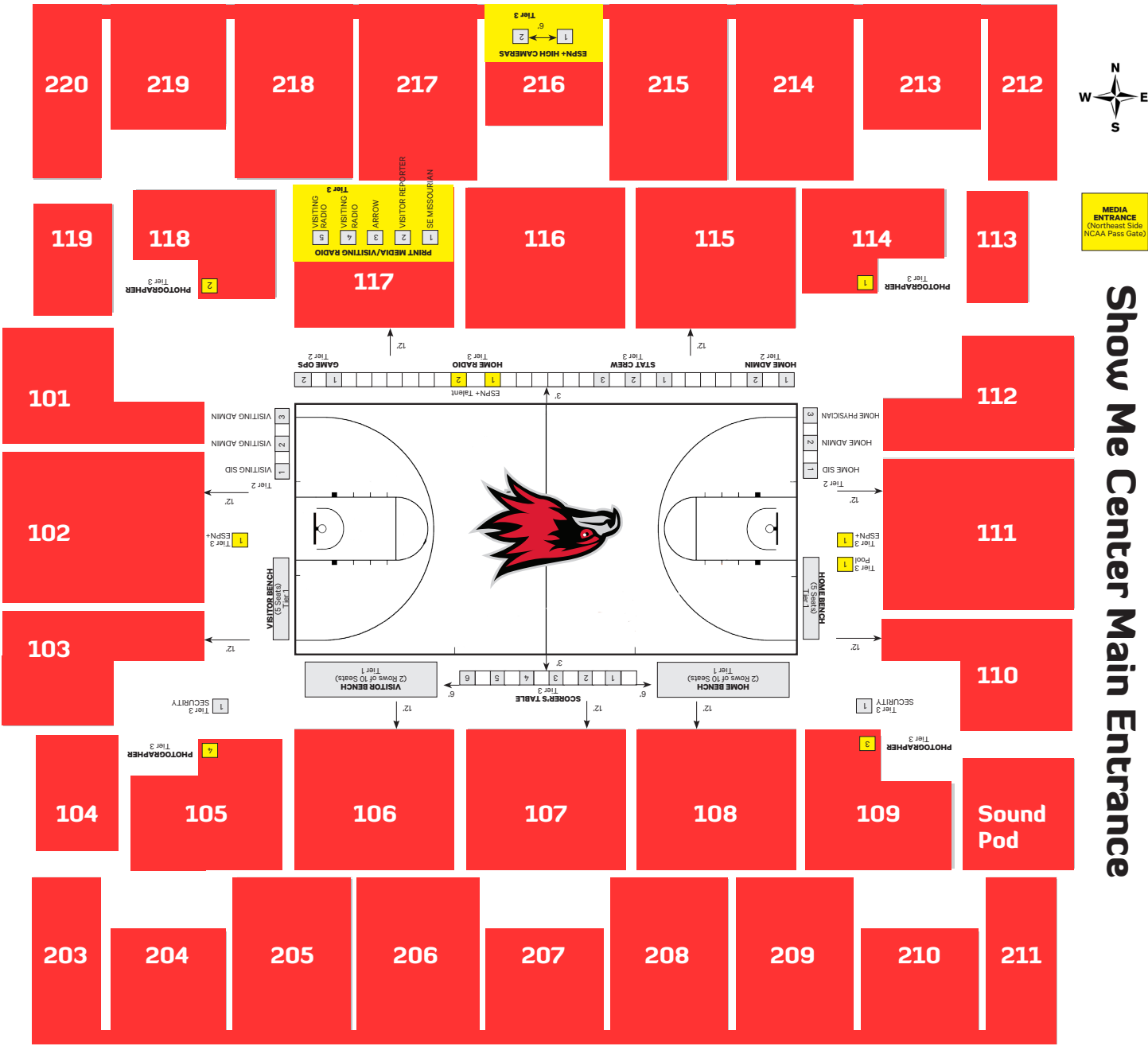
#LETSSOAR

COACHING STAFF:
BRAD KORN | HEAD COACH
REKHA PATTERSON | SENIOR
CHARLES ARNOLD | SENIOR
EVAN HANCOCK | SENIOR
NOLAN FARVER | SENIOR

Download the SEMO Basketball Media Guide at GoSoutheast.com



Media Areas in Yellow





Numerical Roster

No.	Name	Pos.	Ht.	Wt.	Cl.	Yr.	Hometown (High School/College)
2	Jordan Love	G	6-5	180	So.	3rd	Durham, N.C. (Voyager Academy)
3	Eric Reed, Jr.	G	6-2	190	Jr.	3rd	Baton Rouge, La. (University Laboratory/Howard College)
5	Chris Harris	G	6-3	205	Jr.	4th	Antioch, Ill. (Lake Forest Academy/John A. Logan College)
10	Manny Patterson	F	6-8	220	Sr.	4th	Chicago, Ill. (Kenwood Academy/Green Bay)
11	DQ Nicholas	G	6-1	180	So.	2nd	Atlanta, Ga. (Meadowcreek H.S./Scotland Prep School (Pa.)
12	Evan Morrison	F	6-6	200	Sr.	4th	Lee's Summit, Mo. (KC Christian Academy/John Wood CC)
13	Parker Long	G	6-2	175	So.	2nd	Sikeston, Mo. (Sikeston/Maryville University)
14	Nate Johnson	C	6-9	250	Jr.	3rd	Broward County Fla. (American Heritage/Seminole State College)
21	Nana Akenten	G	6-6	215	Jr.	4th	Bolingbrook, Ill. (Bolingbrook/Nebraska)
25	Nygal Russell	G	6-4	205	Jr.	4th	Houston, Texas (Seven Lakes/ASPIRE Academy (Ky.)
31	Nolan Taylor	F	6-7	260	Sr.	5th	Keller, Texas (Keller/Cal Poly)
33	Dylan Branson	G	6-5	220	Fr.	1st	St. Louis, Mo. (Mehlville)
44	Darrious Agnew	F	6-8	220	Sr.	4th	Starkville, Miss. (Starkville/East Mississippi CC)

Alphabetical Roster

No.	Name	Pos.	Ht.	Wt.	Cl.	Yr.	Hometown (High School/College)
44	Darrious Agnew	F	6-8	220	Sr.	4th	Starkville, Miss. (Starkville/East Mississippi CC)
21	Nana Akenten	G	6-6	215	Jr.	4th	Bolingbrook, Ill. (Bolingbrook/Nebraska)
33	Dylan Branson	G	6-5	220	Fr.	1st	St. Louis, Mo. (Mehlville)
5	Chris Harris	G	6-3	205	Jr.	4th	Antioch, Ill. (Lake Forest Academy/John A. Logan College)
14	Nate Johnson	C	6-9	250	Jr.	3rd	Broward County Fla. (American Heritage/Seminole State College)
13	Parker Long	G	6-2	175	So.	2nd	Sikeston, Mo. (Sikeston/Maryville University)
2	Jordan Love	G	6-5	180	So.	3rd	Durham, N.C. (Voyager Academy)
12	Evan Morrison	F	6-6	200	Sr.	4th	Lee's Summit, Mo. (KC Christian Academy/John Wood CC)
11	DQ Nicholas	G	6-1	180	So.	2nd	Atlanta, Ga. (Meadowcreek H.S./Scotland Prep School (Pa.)
10	Manny Patterson	F	6-8	220	Sr.	4th	Chicago, Ill. (Kenwood Academy/Green Bay)
3	Eric Reed, Jr.	G	6-2	190	Jr.	3rd	Baton Rouge, La. (University Laboratory/Howard College)
25	Nygal Russell	G	6-4	205	Jr.	4th	Houston, Texas (Seven Lakes/ASPIRE Academy (Ky.)
31	Nolan Taylor	F	6-7	260	Sr.	5th	Keller, Texas (Keller/Cal Poly)

Head Coach

Brad Korn, First Year (Southern Illinois, 2004)

Assitant Coaches

Keith Pickens, Third Year (Missouri State, 2013)

Dustin Yoder, First Year (Illinois, 2011)

Sam McMahon, First Year (Delaware, 2008)

Director of Operations

Aaron Proctor, First Year (Cal State San Bernardino, 2006)

Graduate Assistant

Collin Jasper

Manager

C.J. Frazier



Pronunciations

Nana Akenten.....na-nuh uh-ken-ten

Nygal Russell.....nye-juhl



Jordan Love
G // 6-5 // 180 // R-Sr.
Durham, N.C.



Eric Reed, Jr.
G // 6-2 // 190 // Jr.
Baton Rouge, La.



Chris Harris
G // 6-3 // 205 // R-Jr.
Antioch, Ill.



Manny Patterson
F // 6-8 // 220 // Sr.
Chicago, Ill.



DQ Nicholas
G // 6-1 // 180 // So.
Atlanta, Ga.



Evan Morrison
F // 6-6 // 200 // Sr.
Lee's Summit, Mo.



Parker Long
G // 6-2 // 175 // So.
Sikeston, Mo.



Nate Johnson
C // 6-9 // 250 // Jr.
Broward County, Fla.



Nana Akenten
G // 6-6 // 215 // R-Jr.
Bolingbrook, Ill.



Nygal Russell
G // 6-4 // 205 // R-Jr.
Durham, N.C.



Nolan Taylor
F // 6-7 // 260 // R-Sr.
Keller, Texas



Dylan Branson
G // 6-5 // 220 // Fr.
St. Louis, Mo.



Darrious Agnew
F // 6-8 // 220 // Sr.
Starkville, Miss.



Brad Korn
Head Coach // First Year
Southern Illinois, 2004



Keith Pickens
Assistant Coach // Third Year
Missouri State, 2013



Dustin Yoder
Assistant Coach // First Year
Illinois, 2011



Sam McMahon
Assistant Coach // First Year
Delaware, 2008



Aaron Proctor
Director of Operations
Cal State San Bernardino, 2006



Collin Jasper
Graduate Assistant



BRAD KORN

HEAD COACH

FIRST YEAR // SOUTHERN ILLINOIS, 2004

Brad Korn was named head coach at Southeast Missouri on Mar. 23, 2020.

Korn is the seventh head coach in SEMO's NCAA Division I era (since 1991-92). He spent five years at Big 12 Conference member Kansas State working the last four seasons as an assistant coach and one as the program's Director of Operations.

In four years back at K-State after returning following a three-year stint at Missouri State (2013-16), Korn helped the Wildcats to 82 wins and three-straight NCAA Tournament appearances. K-State posted back-to-back 25-win campaigns for the first time in school history (2017-18, 2018-19).

During his first year back in 2016-17, the squad won 21 games, including eight over teams that advanced to the

postseason, and knocked off Wake Forest in the NCAA First Four before losing to #18 Cincinnati in the NCAA South Regional First Round.

Working primarily with the post players, Korn was a big influence on the development of two-time All-Big 12 First Team selection Dean Wade, who became the fourth Wildcat to earn All-Big 12 First-Team honors in 2018 and just the second to do so in back-to-back seasons. Wade is one of just three players to rank in the school's Top 10 in both career scoring (1,510) and rebounding (685). He was instrumental in the progress of Makol Mawien, who has started all 103 games in his K-State career and emerged as one of the top big men in the Big 12.

Korn was also key in the growth of All-Big 12 selections

Wesley Iwundu and D.J. Johnson during his first season as an assistant coach in 2016-17. Iwundu, who was twice named Third Team All-Big 12, became the first Wildcat since 2008 to be taken in the NBA Draft when he was selected with 33rd overall pick by the Orlando Magic. Johnson, an honorable mention all-league selection, broke the career field goal percentage record at 59.5 percent, while setting the single-season mark for the second consecutive season at 62.3 percent in 2016-17.

Korn spent one season on Bruce Weber's inaugural staff at K-State as Director of Operations in 2012-13, helping the Wildcats to a 27-8 overall record and their first-ever Big 12 regular-season title. It was the school's first conference title since 1977, while the 27 wins

rated second-most in school history.

Overall, he has 15 years of Division I experience, which includes time at his alma mater – Southern Illinois (2004-12).

Korn has extensive ties to Weber after playing his first four years (1999-2003) for him at Southern Illinois. He redshirted in 1999-2000 before playing the next three years for Weber. He concluded his playing career for (current Purdue head coach) Matt Painter in 2003-04 before spending the next eight years (2004-12) at SIU as an assistant for then-Saluki head coach and current K-State associate head coach Chris Lowery.

Korn returned to Manhattan in May 2016 after three seasons at Missouri State, where he served as an assistant coach to then-head coach Paul Lusk from 2013-16. At MSU, he helped the



Bears to 44 wins, including a 20-win season and a trip to the CollegelInsider.com Tournament in 2013-14.

Korn helped mentor a number of All-Missouri Valley honorees during his stay at Missouri State, including 2014 All-MVC Second-Team selection Jarmar Gulley and 2016 MVC Newcomer of the Year Dequon Miller. In addition, he coached three MVC All-Freshman Team honorees in Austin Ruder in 2014 and Obediah Church and Jarred Dixon in 2016 as well as two Most Improved Team members (Dorrian Williams in 2015 and Chris Kendrix in 2016).

Prior to his first stint at K-State, Korn spent eight years (2004-12) at Southern Illinois, including his final six years as a full-time assistant under Lowery. He helped the Salukis post a 145-116 (.556) overall record with four postseason appearances,

two Missouri Valley Conference championships and one State Farm Missouri Valley Conference Tournament title. The squad won 20 or more games and advanced to the NCAA Tournament on three occasions (2005, 2006, 2007) during his tenure as an assistant coach, including a 2007 trip to the Sweet 16. He was a graduate assistant at SIU his first two years before being elevated to a full-time assistant coach on Jan. 31, 2006.

A native of Plano, Illinois, Korn helped the Salukis through one of their greatest periods of success from 1999 to 2004. The squad went from 16 wins his redshirt-freshman season to three consecutive NCAA Tournament appearances under Weber and Painter. He was also a part of three Missouri Valley regular season championships as a player.

The 6-foot-9 forward saw action in 121 games in his career, averaging 5.2 points and 2.3 rebounds in 14.5 minutes per game. As a senior, he averaged 9.7 points on 41 percent shooting with four rebounds and 1.9 assists in helping SIU to 25 wins and a 17-1 mark in MVC play. He was named to the league's Most Improved Team.

Korn earned a bachelor's degree in Marketing from Southern Illinois in 2004 and his master's degree in Administrative Studies from Missouri State in 2016. He resides in Cape Girardeau with his wife, Kristin, and daughters Brielyn and Ashtyn.



■ The Korn File

Experience:

16th Year (First at SEMO)

Hometown:

Plano, Ill.

Birthdate:

August 22, 1981

Alma Mater:

Southern Illinois, 2004

Education:

B.A. Marketing (Southern Illinois)
Master's Administrative Studies (Missouri State)

Date Hired:

March 23, 2020

Family:

Wife - Kristin
Children - Brielyn, Ashtyn

Playing Experience:

Southern Illinois, 1999-04

Coaching Experience:

Southern Illinois, Graduate Asst., 2004-06
Southern Illinois, Assistant Coach, 2006-12
Kansas State, Dir. of Operations, 2012-13
Missouri State, Assistant Coach, 2013-16
Kansas State, Assistant Coach, 2016-20
Southeast Missouri, 2020-pr.





2020-21 Statistics

Game Records

Record	Overall	Home	Away	Neutral
ALL GAMES	1-0	0-0	1-0	0-0
CONFERENCE	0-0	0-0	0-0	0-0
NON-CONFERENCE	1-0	0-0	1-0	0-0

Score by Periods

Team	1st	2nd	OT	TOT
Southeast Mo. St.	37	34	0	71
Opponents	31	35	0	66

Team Box Score

No.	Player				Total		3-Point		F-Throw		Rebounds											
		GP-GS	MIN	AVG	FG-FGA	FG%	3FG-FGA	3FG%	FT-FTA	FT%	OFF	DEF	TOT	AVG	PF	DQ	A	TO	BLK	STL	PTS	AVG
5	HARRIS, Chris	1-1	35:02	35.0	5-9	.556	3-6	.500	5-11	.455	1	2	3	3.0	1	0	4	4	0	0	18	18.0
21	AKENTEN, Nana	1-0	32:27	32.5	6-12	.500	4-9	.444	1-2	.500	0	6	6	6.0	2	0	2	2	2	3	17	17.0
25	RUSSELL, Nygal	1-1	32:31	32.5	3-5	.600	3-5	.600	5-8	.625	0	7	7	7.0	4	0	1	1	2	2	14	14.0
31	TAYLOR, Nolan	1-1	25:12	25.2	2-4	.500	0-0	.000	6-6	1.000	1	6	7	7.0	3	0	0	1	0	0	10	10.0
11	NICHOLAS, DQ	1-1	19:15	19.2	2-3	.667	0-1	.000	4-4	1.000	0	1	1	1.0	5	1	0	4	0	1	8	8.0
2	LOVE, Jordan	1-0	26:34	26.6	2-6	.333	0-1	.000	0-3	.000	0	3	3	3.0	0	0	3	1	0	4	4	4.0
3	REED, JR., Eric	1-1	10:25	10.4	0-2	.000	0-1	.000	0-0	.000	0	0	0	0.0	4	0	0	1	0	0	0	0.0
33	BRANSON, Dylan	1-0	05:12	5.2	0-0	.000	0-0	.000	0-0	.000	0	0	0	0.0	1	0	0	2	0	1	0	0.0
14	JOHNSON, Nate	1-0	13:21	13.4	0-0	.000	0-0	.000	0-1	.000	1	3	4	4.0	2	0	2	0	1	0	0	0.0
Team																		1				
Total		1	200		20-41	.488	10-23	.435	21-35	.600	3	28	31	31.0	22	1	12	17	5	11	71	71.0
Opponents		1	200		24-52	.462	4-13	.308	14-23	.609	7	25	32	32.0	25	1	13	17	2	13	66	66.0

Team Statistics

	SEMO	OPP
Scoring	71	66
Points per game	71.0	66.0
Scoring margin	+5.0	-
Field goals-att	20-41	24-52
Field goal pct	.488	.462
3 point fg-att	10-23	4-13
3-point FG pct	.435	.308
3-pt FG made per game	10.0	4.0
Free throws-att	21-35	14-23
Free throw pct	.600	.609
F-Throws made per game	21.0	14.0
Rebounds	31	32
Rebounds per game	31.0	32.0
Rebounding margin	-1.0	-
Assists	12	13
Assists per game	12.0	13.0
Turnovers	17	17
Turnovers per game	17.0	17.0
Turnover margin	0.0	-
Assist/turnover ratio	0.7	0.8
Steals	11	13
Steals per game	11.0	13.0
Blocks	5	2
Blocks per game	5.0	2.0
Winning streak	1	-
Home win streak	0	-
Attendance	0	175
Home games-Avg/Game	0-0	1-175
Neutral site-Avg/Game	-	0-0

Team Results

Date	Opponent		Score	Att.
11/28/2020	at Kansas City	W	71-66	175



2019-20 OVC Statistics

RECORD:	OVERALL	HOME	AWAY	NEUTRAL
ALL GAMES	3-15	3-6	0-9	0-0
CONFERENCE	3-15	3-6	0-9	0-0
NON-CONFERENCE	0-0	0-0	0-0	0-0

#	Player	gp-gs	min	avg	Total		3-Point		F-Throw		Rebounds				pf	dq	a	to	blk	stl	pts	avg
					fg-fga	fg%	3fg-fga	3fg%	ft-fa	ft%	off	def	tot	avg								
00	CALDWELL, Alex	18-16	572	31.8	83-199	.417	27-81	.333	38-48	.792	11	34	45	2.5	45	2	66	41	7	11	231	12.8
23	TOLBERT, Sage	18-18	516	28.7	63-108	.583	2-7	.286	54-81	.667	48	78	126	7.0	53	2	19	31	19	15	182	10.1
03	HOGAN, Skyler	18-17	517	28.7	65-169	.385	32-88	.364	18-20	.900	6	65	71	3.9	26	0	17	18	3	4	180	10.0
25	RUSSELL, Nygal	16-7	354	22.1	47-101	.465	22-52	.423	15-22	.682	7	43	50	3.1	30	0	31	28	1	12	131	8.2
10	WILSON, Quatarrius	18-15	368	20.4	49-97	.505	0-5	.000	44-66	.667	44	45	89	4.9	60	3	17	27	5	7	142	7.9
11	NICHOLAS, DQ	17-7	394	23.2	38-99	.384	9-32	.281	30-42	.714	5	34	39	2.3	27	0	33	23	2	14	115	6.8
13	GABLE, Isaiah	18-3	385	21.4	33-90	.367	18-63	.286	14-17	.824	5	37	42	2.3	43	0	11	15	2	4	98	5.4
02	LOVE, Jordan	17-4	258	15.2	24-70	.343	4-16	.250	17-27	.630	11	17	28	1.6	18	0	17	22	2	5	69	4.1
04	KAO, Oscar	9-3	106	11.8	10-30	.333	3-8	.375	6-6	1.000	2	11	13	1.4	18	0	8	13	0	4	29	3.2
01	CUFFEE, Khalil	6-0	28	4.7	7-14	.500	4-10	.400	1-2	.500	0	1	1	0.2	3	0	3	1	1	0	19	3.2
44	AGNEW, Darrious	9-0	59	6.6	5-21	.238	0-1	.000	6-9	.667	3	8	11	1.2	9	1	3	4	0	2	16	1.8
12	MORRISON, Evan	11-0	68	6.2	2-9	.222	1-7	.143	0-0	.000	2	3	5	0.5	4	0	1	1	0	1	5	0.5
Team											27	30	57					2				
Total.....		18	3625		426-1007	.423	122-370	.330	243-340	.715	171	406	577	32.1	336	8	226	226	42	79	1217	67.6
Opponents.....		18	3625		499-1024	.487	136-360	.378	246-345	.713	175	467	642	35.7	316	-	277	210	59	93	1380	76.7

TEAM STATISTICS	SEMO	OPP	Date	Opponent	Score	Att.
SCORING	1217	1380	* 01-02-20	at Austin Peay	L 63-78	917
Points per game	67.6	76.7	* 01-04-20	at Murray St.	L 59-81	4125
Scoring margin	-9.1	-	* 01-09-20	BELMONT	L 64-89	1097
FIELD GOALS-ATT	426-1007	499-1024	* 01-11-20	TENNESSEE STATE	L 73-75	1012
Field goal pct	.423	.487	* 01-16-20	AUSTIN PEAY	L 59-84	989
3 POINT FG-ATT	122-370	136-360	* 01-18-20	MURRAY ST.	Lot 91-96	1784
3-point FG pct	.330	.378	* 01-23-20	at SIUE	L 65-84	655
3-pt FG made per game	6.8	7.6	* 01-25-20	at Eastern Illinois	L 59-61	1538
FREE THROWS-ATT	243-340	246-345	* 01-30-20	at Morehead State	L 74-90	4892
Free throw pct	.715	.713	* 02-01-20	at Eastern Kentucky	L 57-70	2937
F-Throws made per game	13.5	13.7	* 02-06-20	JACKSONVILLE STATE	w 76-72	1256
REBOUNDS	577	642	* 02-08-20	TENNESSEE TECH	L 60-62	1486
Rebounds per game	32.1	35.7	* 02-13-20	UT MARTIN	w 74-72	1076
Rebounding margin	-3.6	-	* 02-15-20	SIUE	w 75-71	1678
ASSISTS	226	277	* 02-20-20	at Jacksonville St.	L 58-65	1256
Assists per game	12.6	15.4	* 02-22-20	at Tennessee Tech	L 62-71	1847
TURNOVERS	226	210	* 02-27-20	EASTERN ILLINOIS	L 70-72	1775
Turnovers per game	12.6	11.7	* 02-29-20	at UT Martin	L 78-87	1204
Turnover margin	-0.9	-				
Assist/turnover ratio	1.0	1.3				
STEALS	79	93				
Steals per game	4.4	5.2				
BLOCKS	42	59				
Blocks per game	2.3	3.3				
ATTENDANCE	12153	19371				
Home games-Avg/Game	9-1350	9-2152				
Neutral site-Avg/Game	-	0-0				

* = Conference game

! = Cable Car Classic (Santa Clara, Calif.)

Score by Periods	1st	2nd	OT	Totals
Southeast Missouri	576	628	13	1217
Opponents	678	684	18	1380



Comparison Game-by-Game (SEMO/Opponent)

Opponent	1st	2nd	Score	Mar	Total FG	FG Pct	3-Pointers	3FG Pct	Free Throws	FT Pct	Rebounds (Mar)	Assist	T/Over	Block	Steal	Fouls
Kansas City	37/31	34/35	71-66	+5	20-41/24-52	.488/.462	10-23/4-13	.435/.308	21-35/14-23	.600/.609	31/32 (1)	12/13	17/17	5/2	11/13	22/25
Southern Illinois																
Lipscomb																
Lipscomb																
UT Martin																
Evansville																
UT Martin																
Indiana State																
Tennessee Tech																
Tennessee State																
Belmont																
Tennessee State																
Murray State																
Austin Peay																
Morehead State																
Eastern Kentucky																
SIU Edwardsville																
Eastern Illinois																
Tennessee Tech																
Jacksonville State																
Murray State																
Austin Peay																
Eastern Kentucky																
Morehead State																
Eastern Illinois																
SIU Edwardsville																

Points in the Paint, Second Chance Points, Points Off Turnovers, Fastbreak Points, Bench Points

Opponent	W/L	POINTS IN THE PAINT		2ND CHANCE POINTS		POINTS OFF TURNOVERS		FAST BREAK POINTS		BENCH POINTS	
		SEMO	OPP.	SEMO	OPP.	SEMO	OPP.	SEMO	OPP.	SEMO	OPP.
Kansas City	W	16	40	6	8	21	16	8	12	21	10
Southern Illinois											
Lipscomb											
Lipscomb											
UT Martin											
Evansville											
UT Martin											
Indiana State											
Tennessee Tech											
Tennessee State											
Belmont											
Tennessee State											
Murray State											
Austin Peay											
Morehead State											
Eastern Kentucky											
SIU Edwardsville											
Eastern Illinois											
Tennessee Tech											
Jacksonville State											
Murray State											
Austin Peay											
Eastern Kentucky											
Morehead State											
Eastern Illinois											
SIU Edwardsville											



Game-by-Game Leaders

Opponent	W/L	Score	Points	Rebounds	Assists	Blocks	Steals
Kansas City	W	71-66	Harris - 18	Taylor, Russell - 7	Harris - 4	Russell - 2	Love - 4
Southern Illinois							
Lipscomb							
Lipscomb							
UT Martin							
Evansville							
UT Martin							
Indiana State							
Tennessee Tech							
Tennessee State							
Belmont							
Tennessee State							
Murray State							
Austin Peay							
Morehead State							
Eastern Kentucky							
SIU Edwardsville							
Eastern Illinois							
Tennessee Tech							
Jacksonville State							
Murray State							
Austin Peay							
Eastern Kentucky							
Morehead State							
Eastern Illinois							
SIU Edwardsville							

Game-by-Game Starters

Opponent	W/L	Score	Guard	Guard	Guard	Guard	Forward	First Man Off the Bench
Kansas City	W	71-66	Nicholas	Harris	Reed, Jr.	Russell	Taylor	Akenten, 17 pts., 6 reb., 3 steals, 2 blocks
Southern Illinois								
Lipscomb								
Lipscomb								
UT Martin								
Evansville								
UT Martin								
Indiana State								
Tennessee Tech								
Tennessee State								
Belmont								
Tennessee State								
Murray State								
Austin Peay								
Morehead State								
Eastern Kentucky								
SIU Edwardsville								
Eastern Illinois								
Tennessee Tech								
Jacksonville State								
Murray State								
Austin Peay								
Eastern Kentucky								
Morehead State								
Eastern Illinois								
SIU Edwardsville								

Starting Lineup Combinations

Record	Guard	Guard	Guard	Guard	Forward
1-0	Nicholas	Harris	Reed, Jr.	Russell	Taylor



SOUTHEAST MISSOURI BASKETBALL NOTES // SOUTHERN ILLINOIS

	Score	FG-A	Pct.	3FG-A	Pct.	FT-A	Pct.	OFF	DEF	Total	F	A	TO	B	S
Southeast Missouri	W, 71-66	20-41	.488	10-23	.435	21-35	.600	3	28	31	22	12	17	5	11
Kansas City		24-52	.462	4-13	.308	14-23	.609	7	25	32	25	13	17	2	13
Southeast Missouri															
Southern Illinois															
Southeast Missouri															
Lipscomb															
Southeast Missouri															
Lipscomb															
Southeast Missouri															
UT Martin															
Southeast Missouri															
Evansville															
Southeast Missouri															
UT Martin															
Southeast Missouri															
Indiana State															
Southeast Missouri															
Tennessee Tech															
Southeast Missouri															
Tennessee State															
Southeast Missouri															
Belmont															
Southeast Missouri															
Tennessee State															
Southeast Missouri															
Murray State															
Southeast Missouri															
Austin Peay															
Southeast Missouri															
Morehead State															
Southeast Missouri															
Eastern Kentucky															
Southeast Missouri															
SIU Edwardsville															
Southeast Missouri															
Eastern Illinois															
Southeast Missouri															
Tennessee Tech															
Southeast Missouri															
Jacksonville State															
Southeast Missouri															
Murray State															
Southeast Missouri															
Austin Peay															
Southeast Missouri															
Eastern Kentucky															
Southeast Missouri															
Morehead State															
Southeast Missouri															
Eastern Illinois															
Southeast Missouri															
SIU Edwardsville															



2020-21 Game-by-Game Leaders Summary (# of Games)

Points

Chris Harris.....1

Rebounds

Nygal Russell.....1

Nolan Taylor.....1

Assists

Chris Harris.....1

Blocks

Nygal Russell.....1

Nana Akenten.....1

Steals

Jordan Love.....1

Dunks (# for 2020-21 Season)

Nana Akenten.....1

Games Played/Started

	2020-21	Career
Nygal Russell	1/1	60/17
DQ Nicholas	1/1	31/20
Jordan Love	1/0	26/4
Darrious Agnew	-	22/5
Evan Morrison	-	17/0
Chris Harris	1/1	3/1
Nolan Taylor	1/1	1/1
Eric Reed, Jr.	1/1	1/1
Nate Johnson	1/0	1/0
Dylan Branson	1/0	1/0

Career Ledger

Double-Digit Point Games

	<u>2020-21</u>	<u>Career</u>
Nygal Russell.....	1	12
DQ Nicholas.....	-	9
Darrious Agnew	-	3
Chris Harris.....	1	3
Jordan Love.....	-	2
Nana Akenten.....	1	1
Nolan Taylor.....	1	1

Double-Digit Rebound Games

	2020-21	Career
--		

20+ Point Games

	<u>2020-21</u>	<u>Career</u>
DQ Nicholas.....-	3	
Nygal Russell.....-	1	

8+ Rebound Games

	<u>2020-21</u>	<u>Career</u>
Nygal Russell.....	-	1

5+ Assist Games

	<u>2020-21</u>	<u>Career</u>
Nygal Russell.....-	4	
Jordan Love.....-	1	
DQ Nicholas.....-	1	

3+ Steal Games

	<u>2020-21</u>	<u>Career</u>
Nygal Russell	-	2
DQ Nicholas.....	-	1
Jordan Love.....	1	1
Nana Akenten.....	1	1

Double-Doubles

	2020-21	Career
--		

SEMO's 2020-21 Record:

At Home.....	0-0
On the Road.....	1-0
At Neutral Sites.....	0-0
In Ohio Valley Conference Games.....	0-0
In November.....	1-0
In December.....	0-0
In January.....	0-0
In February.....	0-0
In March.....	0-0
Leading at the Half.....	1-0
Trailing at the Half.....	0-0
Tied at the Half.....	0-0
In Overtime Games.....	0-0
The Redhawks Score First.....	0-0
In 1-4 Point Games.....	0-0
In 5-9 Point Games.....	1-0
In 10-14 Point Games.....	0-0
In 15+ Point Games.....	0-0
Leading with Five Minutes Left in Regulation.....	1-0
Trailing with Five Minutes Left in Regulation.....	0-0
Tied with Five Minutes Left in Regulation.....	0-0
Scoring Less than 50 Points.....	0-0
Scoring 50-59 Points.....	0-0
Scoring 60-69 Points.....	0-0
Scoring 70-79 Points.....	1-0
Scoring 80-89 Points.....	0-0
Scoring 90-99 Points.....	0-0
Scoring 100 or more Points.....	0-0
Giving up Less Than 50 Points.....	0-0
Giving up 50-59 Points.....	0-0
Giving up 60-69 Points.....	1-0
Giving up 70-79 Points.....	0-0
Giving up 80-89 Points.....	0-0
Giving up 90-99 Points.....	0-0
Giving up 100 or more Points.....	0-0
Shooting 50% or Better from the Field.....	0-0
Shooting Less Than 50% from the Field.....	1-0
Opponent Shoots 50% or Better from the Field.....	0-0
Opponent Shoots Less Than 50% from the Field.....	1-0
Outshooting Opponent.....	1-0
Outshot by Opponent.....	0-0
Field Goal Percentage is Tied.....	0-0
Shooting 50% or Better from 3-Point Range.....	0-0
Shooting Less Than 50% from 3-Point Range.....	1-0
Opponent Shoots 50% or Better from 3-Point Range.....	0-0
Opponent Shoots Less Than 50% from 3-Point Range.....	1-0
Shooting 50% or Better from the Free Throw Line.....	1-0
Shooting Less Than 50% from the Free Throw Line.....	0-0
Opponent Shoots 50% or Better from the Free Throw Line.....	1-0
Opponent Shoots Less Than 50% from the Free Throw Line.....	0-0
Shooting More Free Throws Than Opponent.....	1-0
Shooting Less Free Throws Than Opponent.....	0-0
Free Throws are Tied.....	0-0
Southeast's Starters Outscore Opponent's Starters.....	0-0
Opponent's Starters Outscore Southeast's Starters.....	1-0
Starter Scoring is Tied.....	0-0
Bench Outscores Opponent.....	1-0
Opponent Bench Outscores Southeast.....	0-0
Bench Scoring is Tied.....	0-0
Bench Contributes Double Figures in Points.....	1-0
No Redhawk Players Score Double Figures.....	0-0
Two Redhawk Players Score Double Figures.....	0-0
3+ Redhawk Players Score Double Figures.....	1-0
Outrebounding an Opponent.....	0-0
Opponent Outrebounds Southeast.....	1-0
Rebounds are Tied.....	0-0
Getting 10+ Assists.....	1-0
Getting 10+ Steals.....	1-0
Getting 5+ Blocks.....	1-0
Forcing more Turnovers than Opponent.....	0-0
Committing more Turnovers than Opponent.....	0-0
Turnovers are Tied.....	1-0

**DARRIOUS AGNEW****44**

2019-20: Participated in 28 games and started seven...Ranked fourth on the team with 23 three-pointers made...Averaged 6.3 points and 2.9 rebounds...Rated third on the team with 42 assists...Added 19 steals, good for fourth-best...Averaged 18.3 minutes per game...Scored double figures seven times with a season-high 21 points vs. Tennessee Tech (2/8)...Pitched in 16 points at Morehead State (1/30)...Had a season-best seven rebounds at Santa Clara (11/29)...Started each of the final six games of the season...Averaged 8.2 points and 3.1 rebounds per game in Ohio Valley Conference play...Southeast Scholar-Athlete.

Agnew's Game-by-Game Statistics

2020-21	FG	3P	FT	O/D	REB	E	PTS	A	TO	B	S	M
vs. Kansas City	DNP	-	-	-	-	-	-	-	-	-	-	-
Southern Illinois												
Lipscomb												
at Lipscomb												
at UT Martin												
at Evansville												
UT Martin												
at Indiana State												
at Tennessee Tech												
Tennessee State												
at Belmont												
at Tennessee State												
Murray State												
Austin Peay												
at Morehead State												
at Eastern Kentucky												
SIU Edwardsville												
Eastern Illinois												
Tennessee Tech												
Jacksonville State												
at Murray State												
at Austin Peay												
Eastern Kentucky												
Morehead State												
at Eastern Illinois												
at SIU Edwardsville												

* - Game Started

2020-21 Season-Highs


Points	-
Total Rebounds	-
Offensive	-
Defensive	-
FG Made	-
FG Attempted	-
3-Point FG Made	-
3-Point FG Attempted	-
FT Made	-
FT Attempted	-
Assists	-
Blocks	-
Steals	-
Minutes	-

Career-Highs

Points	17	at Youngstown State (12/15/19)
Total Rebounds	6	2x, last at Youngstown State (12/15/19)
Offensive	3	vs. Cal State Fullerton (11/27/19)
Defensive	4	2x, last vs. Murray State (1/18/20)
FG Made	8	at Youngstown State (12/15/19)
FG Attempted	14	at Youngstown State (12/15/19)
3-Point FG Made	1	2x, last at Drake (12/7/19)
3-Point FG Attempted	2	vs. Cal State Fullerton (11/27/19)
FT Made	5	at Santa Clara (11/29/19)
FT Attempted	6	at Santa Clara (11/29/19)
Assists	4	at Drake (12/7/19)
Blocks	-	-
Steals	2	3x, last at Youngstown State (12/15/19)
Minutes	22	vs. Murray State (1/18/20)

Agnew's Career Statistics at Southeast Missouri

Overall																					
Season	G-GS	Min	Avg	FG-FGA	Pct	3FG-3FGA	Pct	FT-FTA	Pct	Off	Def	Tot	Avg	PF	FO	A	TO	Blk	Stl	Pts	Avg
2019-20	22-5	234	10.6	39-93	.419	2-8	.250	23-35	.657	15	31	46	2.1	35	1	10	20	0	11	103	4.7
2020-21																					
Total																					
Ohio Valley Conference Games Only																					
Season	G-GS	Min	Avg	FG-FGA	Pct	3FG-3FGA	Pct	FT-FTA	Pct	Off	Def	Tot	Avg	PF	FO	A	TO	Blk	Stl	Pts	Avg
2019-20	9-0	59	6.6	5-21	.238	0-1	.000	6-9	.667	3	8	11	1.2	9	1	3	4	0	2	16	1.8
2020-21																					
Total																					


NANA AKENTEN
21
Akenten's Game-by-Game Statistics

2020-21	FG	3P	FT	O/D	REB	E	PTS	A	TO	B	S	M
vs. Kansas City	6-12	4-9	1-2	0/6	6	2	17	2	2	2	3	32
Southern Illinois												
Lipscomb												
at Lipscomb												
at UT Martin												
at Evansville												
UT Martin												
at Indiana State												
at Tennessee Tech												
Tennessee State												
at Belmont												
at Tennessee State												
Murray State												
Austin Peay												
at Morehead State												
at Eastern Kentucky												
SIU Edwardsville												
Eastern Illinois												
Tennessee Tech												
Jacksonville State												
at Murray State												
at Austin Peay												
Eastern Kentucky												
Morehead State												
at Eastern Illinois												
at SIU Edwardsville												


* - Game Started

2020-21 Season-Highs

Points	16	vs. Kansas City (11/28/20)
Total Rebounds	6	vs. Kansas City (11/28/20)
Offensive	-	-
Defensive	6	vs. Kansas City (11/28/20)
FG Made	6	vs. Kansas City (11/28/20)
FG Attempted	12	vs. Kansas City (11/28/20)
3-Point FG Made	4	vs. Kansas City (11/28/20)
3-Point FG Attempted	9	vs. Kansas City (11/28/20)
FT Made	1	vs. Kansas City (11/28/20)
FT Attempted	2	vs. Kansas City (11/28/20)
Assists	2	vs. Kansas City (11/28/20)
Blocks	2	vs. Kansas City (11/28/20)
Steals	3	vs. Kansas City (11/28/20)
Minutes	32	vs. Kansas City (11/28/20)

Akenten's Career Statistics at Southeast Missouri

Overall																					
Season	G-GS	Min	Avg	FG-FGA	Pct	3FG-3FGA	Pct	FT-FTA	Pct	Off	Def	Tot	Avg	PF	FO	A	TO	Blk	Stl	Pts	Avg
2020-21	1-0	32	32.0	6-12	.500	4-9	.444	1-2	.500	0	6	6	6.0	2	0	2	2	2	3	17	17.0
Ohio Valley Conference Games Only																					
Season	G-GS	Min	Avg	FG-FGA	Pct	3FG-3FGA	Pct	FT-FTA	Pct	Off	Def	Tot	Avg	PF	FO	A	TO	Blk	Stl	Pts	Avg
2020-21																					



DYLAN BRANSON

33

2020-21: Played five minutes in his first college game at Kansas City (11/28)... Had one steal against the Roos.

Prep: Versatile player who attended Mehlville High School where he helped turn around a program that went 9-14 his freshman year...Mehlville claimed two MSHSAA Class 5 District titles along the way...Averaged 16 points, six rebounds and six assists as a senior...Scored double figures 24 times and finished with over 20 points on six occasions that year.

Personal: Born October 21, 2001...Majoring in Social Studies...Son of Jeff and Kathleen Branson...Has four siblings, including Christian (brother), King (brother), Davion (brother) and Danielle (sister).

Branson's Game-by-Game Statistics

2020-21	FG	3P	FT	O/D	REB	E	PTS	A	TO	B	S	M
vs. Kansas City	0-0	0-0	0-0	0/0	0	1	0	0	2	0	1	5
Southern Illinois												
Lipscomb												
at Lipscomb												
at UT Martin												
at Evansville												
UT Martin												
at Indiana State												
at Tennessee Tech												
Tennessee State												
at Belmont												
at Tennessee State												
Murray State												
Austin Peay												
at Morehead State												
at Eastern Kentucky												
SIU Edwardsville												
Eastern Illinois												
Tennessee Tech												
Jacksonville State												
at Murray State												
at Austin Peay												
Eastern Kentucky												
Morehead State												
at Eastern Illinois												
at SIU Edwardsville												

* - Game Started

2020-21 Season/Career-Highs

Points	-
Total Rebounds	-
Offensive	-
Defensive	-
FG Made	-
FG Attempted.....	-
3-Point FG Made.....	-
3-Point FG Attempted.....	-
FT Made.....	-
FT Attempted.....	-
Assists	-
Blocks.....	-
Steals.....	1
Minutes	5

vs. Kansas City (11/28/20)
vs. Kansas City (11/28/20)

Branson's Career Statistics at Southeast Missouri

Overall																					
Season	G-GS	Min	Avg	FG-FGA	Pct	3FG-3FGA	Pct	FT-FTA	Pct	Off	Def	Tot	Avg	PF	FO	A	TO	Blk	Stl	Pts	Avg
2020-21	1-0	5	5.0	0-0	.000	0-0	.000	0-0	.000	0	0	0	0.0	1	0	0	2	0	1	0	0.0
Ohio Valley Conference Games Only																					
Season	G-GS	Min	Avg	FG-FGA	Pct	3FG-3FGA	Pct	FT-FTA	Pct	Off	Def	Tot	Avg	PF	FO	A	TO	Blk	Stl	Pts	Avg
2020-21																					

**CHRIS HARRIS****5****Harris' Game-by-Game Statistics**

2020-21	FG	3P	FT	O/D	REB	E	PTS	A	TO	B	S	M
vs. Kansas City*	5-9	3-6	5-11	1/2	3	1	18	4	4	0	0	35
Southern Illinois												
Lipscomb												
at Lipscomb												
at UT Martin												
at Evansville												
UT Martin												
at Indiana State												
at Tennessee Tech												
Tennessee State												
at Belmont												
at Tennessee State												
Murray State												
Austin Peay												
at Morehead State												
at Eastern Kentucky												
SIU Edwardsville												
Eastern Illinois												
Tennessee Tech												
Jacksonville State												
at Murray State												
at Austin Peay												
Eastern Kentucky												
Morehead State												
at Eastern Illinois												
at SIU Edwardsville												

* - Game Started

2020-21 Season-Highs

Points	18	vs. Kansas City (11/28/20)
Total Rebounds	3	vs. Kansas City (11/28/20)
Offensive	1	vs. Kansas City (11/28/20)
Defensive	2	vs. Kansas City (11/28/20)
FG Made	5	vs. Kansas City (11/28/20)
FG Attempted.....	9	vs. Kansas City (11/28/20)
3-Point FG Made.....	3	vs. Kansas City (11/28/20)
3-Point FG Attempted.....	6	vs. Kansas City (11/28/20)
FT Made.....	5	vs. Kansas City (11/28/20)
FT Attempted.....	11	vs. Kansas City (11/28/20)
Assists	4	vs. Kansas City (11/28/20)
Blocks.....	-	-
Steals.....	-	-
Minutes	35	vs. Kansas City (11/28/20)

Career-Highs


Points	18	vs. Kansas City (11/28/20)
Total Rebounds	5	vs. Purdue Fort Wayne (11/10/19)
Offensive	1	vs. Kansas City (11/28/20)
Defensive	5	vs. Purdue Fort Wayne (11/10/19)
FG Made	6	at Vanderbilt (11/6/19)
FG Attempted.....	11	vs. Kansas City (11/28/20)
3-Point FG Made.....	3	2x, last vs. Kansas City (11/28/20)
3-Point FG Attempted.....	6	vs. Kansas City (11/28/20)
FT Made.....	7	vs. Purdue Fort Wayne (11/10/19)
FT Attempted.....	11	vs. Kansas City (11/28/20)
Assists	4	vs. Kansas City (11/28/20)
Blocks.....	1	at Vanderbilt (11/6/19)
Steals.....	-	-
Minutes	35	vs. Kansas City (11/28/20)

Harris' Career Statistics at Southeast Missouri**Overall**

Season	G-GS	Min	Avg	FG-FGA	Pct	3FG-3FGA	Pct	FT-FTA	Pct	Off	Def	Tot	Avg	PF	FO	A	TO	Blk	Stl	Pts	Avg
2019-20	2-0	74	37.0	9-15	.600	5-7	.714	8-10	.800	0	6	6	3.0	5	0	2	5	1	0	31	15.5
2020-21	1-1	35	35.0	5-9	.556	3-6	.500	5-11	.455	1	2	3	3.0	1	0	4	4	0	0	18	18.0
Total	3-1	89	29.7	14-24	.583	8-13	.615	13-21	.619	1	8	9	3.0	6	0	6	9	1	0	49	16.3

Ohio Valley Conference Games Only

Season	G-GS	Min	Avg	FG-FGA	Pct	3FG-3FGA	Pct	FT-FTA	Pct	Off	Def	Tot	Avg	PF	FO	A	TO	Blk	Stl	Pts	Avg
2020-21																					



NATE JOHNSON

14

2020-21: Pulled down four rebounds, dished out two assists and had one block in 14 minutes at Kansas City (11/28), his first NCAA Division I game.

Seminole State College: Spent the 2019-20 campaign at Seminole State College in Oklahoma...Was his team's top scorer and rebounder with a near double-double 12.3 points and nine rebounds per game...Also led the team in field goal percentage (.577) and blocks (25).

St. Petersburg College: Played his freshman season at St. Petersburg College in 2018-19...Averaged six points and five rebounds that year.

Prep: Played power forward at American Heritage High School.

Personal: Born February 5, 2000...Majoring in Psychology...Son of Wilt Johnson and Debbian Sinclair...Siblings are Chad Graham (brother), Armani Jackson (step brother) and Chanel Jackson (step sister).

Johnson's Game-by-Game Statistics

2020-21	FG	3P	FT	O/D	REB	E	PTS	A	TO	B	S	M
vs. Kansas City	0-0	0-0	0-1	1/3	4	2	0	2	0	1	0	14
Southern Illinois												
Lipscomb												
at Lipscomb												
at UT Martin												
at Evansville												
UT Martin												
at Indiana State												
at Tennessee Tech												
Tennessee State												
at Belmont												
at Tennessee State												
Murray State												
Austin Peay												
at Morehead State												
at Eastern Kentucky												
SIU Edwardsville												
Eastern Illinois												
Tennessee Tech												
Jacksonville State												
at Murray State												
at Austin Peay												
Eastern Kentucky												
Morehead State												
at Eastern Illinois												
at SIU Edwardsville												

* - Game Started

2020-21 Season/Career-Highs

Points	-	-
Total Rebounds	4	vs. Kansas City (11/28/20)
Offensive	1	vs. Kansas City (11/28/20)
Defensive	3	vs. Kansas City (11/28/20)
FG Made	-	-
FG Attempted	-	-
3-Point FG Made	-	-
3-Point FG Attempted	-	-
FT Made	-	-
FT Attempted	1	vs. Kansas City (11/28/20)
Assists	2	vs. Kansas City (11/28/20)
Blocks	1	vs. Kansas City (11/28/20)
Steals	-	-
Minutes	14	vs. Kansas City (11/28/20)

Johnson's Career Statistics at Southeast Missouri

Season	G-GS	Min	Avg	FG-FGA	Pct	3FG-3FGA	Pct	FT-FTA	Pct	Off	Def	Tot	Avg	PF	FO	A	TO	Blk	Stl	Pts	Avg
2020-21	1-0	14	14.0	0-0	.000	0-0	.000	0-1	.000	1	3	4	4.0	2	0	2	0	1	0	0	0.0
Ohio Valley Conference Games Only																					
Season	G-GS	Min	Avg	FG-FGA	Pct	3FG-3FGA	Pct	FT-FTA	Pct	Off	Def	Tot	Avg	PF	FO	A	TO	Blk	Stl	Pts	Avg
2020-21																					



PARKER LONG | 13

Maryville University: Played his freshman year at NCAA Division II member Maryville University in 2019-20...Led the Saints with 13.1 points per game, shot 42percent from the field, 79 percent at the free throw line and 40 percent from 3-point range...Dished out a team-high 100 assists for an average of nearly four per game (3.9).

Prep: Went to nearby Sikeston High School...Averaged 12.1 points, 6.5 assists and posted a 3.5-to-1 assist-to-turnover ratio as a senior...Shot 51 percent from the field and made 39 three-pointers at a 46 percent clip...In only two seasons at Sikeston High School, he dished out 281 assists...Earned SEMO All-Conference and All-District accolades his senior year.

Personal: Born July 30, 2000...Majoring in Psychology...Son of Carter and Angie Long...Played basketball with his twin brother, Owen, at Maryville University...Entered the transfer portal after Marc Striker was relieved of his duties as head coach.

Long's Game-by-Game Statistics

2020-21	FG	3P	FT	O/D	REB	E	PTS	A	TO	B	S	M
vs. Kansas City	DNP	-	-	-	-	-	-	-	-	-	-	-
Southern Illinois												
Lipscomb												
at Lipscomb												
at UT Martin												
at Evansville												
UT Martin												
at Indiana State												
at Tennessee Tech												
Tennessee State												
at Belmont												
at Tennessee State												
Murray State												
Austin Peay												
at Morehead State												
at Eastern Kentucky												
SIU Edwardsville												
Eastern Illinois												
Tennessee Tech												
Jacksonville State												
at Murray State												
at Austin Peay												
Eastern Kentucky												
Morehead State												
at Eastern Illinois												
at SIU Edwardsville												


* - Game Started

2020-21 Season/Career-Highs

Points	-
Total Rebounds	-
Offensive	-
Defensive	-
FG Made	-
FG Attempted	-
3-Point FG Made	-
3-Point FG Attempted	-
FT Made	-
FT Attempted	-
Assists	-
Blocks	-
Steals	-
Minutes	-

Long's Career Statistics at Southeast Missouri

Season	G-GS	Min	Avg	FG-FGA	Pct	3FG-3FGA	Pct	Overall														
								FT-FTA	Pct	Off	Def	Tot	Avg	PF	FO	A	TO	Blk	Stl	Pts	Avg	
2020-21																						
Season	G-GS	Min	Avg	FG-FGA	Pct	3FG-3FGA	Pct	FT-FTA	Pct	Ohio Valley Conference Games Only												
										Off	Def	Tot	Avg	PF	FO	A	TO	Blk	Stl	Pts	Avg	
2020-21																						



JORDAN LOVE

2

2020-21: Finished with a career-high four steals and scored four points in 27 minutes off the bench at Kansas City (11/28).

Love's Game-by-Game Statistics

2020-21	FG	3P	FT	O/D	REB	E	PTS	A	TO	B	S	M
vs. Kansas City	2-6	0-1	0-3	0/3	3	0	4	3	1	0	4	27
Southern Illinois												
Lipscomb												
at Lipscomb												
at UT Martin												
at Evansville												
UT Martin												
at Indiana State												
at Tennessee Tech												
Tennessee State												
at Belmont												
at Tennessee State												
Murray State												
Austin Peay												
at Morehead State												
at Eastern Kentucky												
SIU Edwardsville												
Eastern Illinois												
Tennessee Tech												
Jacksonville State												
at Murray State												
at Austin Peay												
Eastern Kentucky												
Morehead State												
at Eastern Illinois												
at SIU Edwardsville												

* - Game Started

2020-21 Season/Career-Highs


Points	4	vs. Kansas City (11/28/20)
Total Rebounds	3	vs. Kansas City (11/28/20)
Offensive	-	-
Defensive	3	vs. Kansas City (11/28/20)
FG Made	2	vs. Kansas City (11/28/20)
FG Attempted	6	vs. Kansas City (11/28/20)
3-Point FG Made	-	-
3-Point FG Attempted	1	vs. Kansas City (11/28/20)
FT Made	-	-
FT Attempted	3	vs. Kansas City (11/28/20)
Assists	3	vs. Kansas City (11/28/20)
Blocks	-	-
Steals	4	vs. Kansas City (11/28/20)
Minutes	27	vs. Kansas City (11/28/20)

Career-Highs

Points	14	at Morehead State (1/30/20)
Total Rebounds	4	2x, last at Eastern Illinois (1/25/20)
Offensive	2	3x, last at UT Martin (2/29/20)
Defensive	3	4x, last vs. Kansas City (11/28/20)
FG Made	4	2x, last at Morehead State (1/30/20)
FG Attempted	11	2x, last at Eastern Kentucky (2/1/20)
3-Point FG Made	2	at Morehead State (1/30/20)
3-Point FG Attempted	6	at Morehead State (1/30/20)
FT Made	5	at Eastern Kentucky (2/1/20)
FT Attempted	6	at Eastern Kentucky (2/1/20)
Assists	5	vs. Austin Peay (1/16/20)
Blocks	1	2x, last at Morehead State (1/30/20)
Steals	4	vs. Kansas City (11/28/20)
Minutes	30	at Eastern Kentucky (2/1/20)

Love's Career Statistics at Southeast Missouri

Overall																			
Season	G-GS	Min	Avg	FG-FGA	Pct	3FG-3FGA	Pct	FT-FTA	Pct	Off	Def	Tot	Avg	PF	FO	A	TO	Blk	Stl
2019-20	25-4	313	12.5	28-82	.341	5-20	.250	18-31	.581	11	25	36	1.4	20	0	17	24	2	7
2020-21	1-0	27	27.0	2-6	.333	0-1	.000	0-3	.000	0	3	3	3.0	0	0	3	1	0	4
Total	26-4	340	13.1	30-88	.341	5-21	.238	18-34	.529	11	28	39	1.5	20	0	20	25	2	11
Ohio Valley Conference Games Only																			
Season	G-GS	Min	Avg	FG-FGA	Pct	3FG-3FGA	Pct	FT-FTA	Pct	Off	Def	Tot	Avg	PF	FO	A	TO	Blk	Stl
2019-20	17-4	258	15.2	24-70	.343	4-16	.250	17-27	.630	11	17	28	1.6	18	0	17	22	2	5
2020-21																			
Total																			

**EVAN MORRISON****12****Morrison's Game-by-Game Statistics**

2020-21	FG	3P	FT	O/D	REB	E	PTS	A	TO	B	S	M
vs. Kansas City	DNP	-	-	-	-	-	-	-	-	-	-	-
Southern Illinois												
Lipscomb												
at Lipscomb												
at UT Martin												
at Evansville												
UT Martin												
at Indiana State												
at Tennessee Tech												
Tennessee State												
at Belmont												
at Tennessee State												
Murray State												
Austin Peay												
at Morehead State												
at Eastern Kentucky												
SIU Edwardsville												
Eastern Illinois												
Tennessee Tech												
Jacksonville State												
at Murray State												
at Austin Peay												
Eastern Kentucky												
Morehead State												
at Eastern Illinois												
at SIU Edwardsville												

* - Game Started

2020-21 Season-Highs

Points	-
Total Rebounds	-
Offensive	-
Defensive	-
FG Made	-
FG Attempted	-
3-Point FG Made	-
3-Point FG Attempted	-
FT Made	-
FT Attempted	-
Assists	-
Blocks	-
Steals	-
Minutes	-

Career-Highs

Points	3	3x, last at Eastern Illinois (1/25/20)
Total Rebounds	3	at Morehead State (1/30/20)
Offensive	2	at Morehead State (1/30/20)
Defensive	2	at SIU Edwardsville (1/23/20)
FG Made	1	3x, last at Eastern Illinois (1/25/20)
FG Attempted	3	vs. Missouri Baptist (12/29/19)
3-Point FG Made	1	3x, last at Eastern Illinois (1/25/20)
3-Point FG Attempted	2	2x, last vs. Belmont (1/9/20)
FT Made	-	-
FT Attempted	-	-
Assists	1	vs. Tennessee Tech (2/8/20)
Blocks	-	-
Steals	1	2x, last at SIU Edwardsville (1/23/20)
Minutes	18	at Morehead State (1/30/20)

Morrison's Career Statistics at Southeast Missouri**Overall**

Season	G-GS	Min	Avg	FG-FGA	Pct	3FG-3FGA	Pct	FT-FTA	Pct	Off	Def	Tot	Avg	PF	FO	A	TO	Blk	Stl	Pts	Avg
2019-20	17-0	90	5.3	4-14	.286	3-11	.273	0-0	.000	2	4	6	0.4	5	0	1	1	0	2	11	0.6
2020-21																					
Total																					

Ohio Valley Conference Games Only

Season	G-GS	Min	Avg	FG-FGA	Pct	3FG-3FGA	Pct	FT-FTA	Pct	Off	Def	Tot	Avg	PF	FO	A	TO	Blk	Stl	Pts	Avg
2019-20	11-0	68	6.2	2-9	.222	1-7	.143	0-0	.000	2	3	5	0.5	4	0	1	1	0	1	5	0.5
2020-21																					
Total																					



DQ NICHOLAS

11

2020-21: Scored eight points and went a perfect 4-of-4 at the free throw line in 20 minutes at Kansas City (11/28).

Nicholas' Game-by-Game Statistics

2020-21	FG	3P	FT	O/D	REB	E	PTS	A	TO	B	S	M
vs. Kansas City*	2-3	0-1	4-4	0/1	1	5	8	0	4	0	1	20
Southern Illinois												
Lipscomb												
at Lipscomb												
at UT Martin												
at Evansville												
UT Martin												
at Indiana State												
at Tennessee Tech												
Tennessee State												
at Belmont												
at Tennessee State												
Murray State												
Austin Peay												
at Morehead State												
at Eastern Kentucky												
SIU Edwardsville												
Eastern Illinois												
Tennessee Tech												
Jacksonville State												
at Murray State												
at Austin Peay												
Eastern Kentucky												
Morehead State												
at Eastern Illinois												
at SIU Edwardsville												

* - Game Started

2020-21 Season/Career-Highs

Points	8	vs. Kansas City (11/28/20)
Total Rebounds	1	vs. Kansas City (11/28/20)
Offensive	-	-
Defensive	1	vs. Kansas City (11/28/20)
FG Made	2	vs. Kansas City (11/28/20)
FG Attempted	3	vs. Kansas City (11/28/20)
3-Point FG Made	-	-
3-Point FG Attempted	1	vs. Kansas City (11/28/20)
FT Made	4	vs. Kansas City (11/28/20)
FT Attempted	4	vs. Kansas City (11/28/20)
Assists	-	-
Blocks	-	-
Steals	1	vs. Kansas City (11/28/20)
Minutes	20	vs. Kansas City (11/28/20)

Career-Highs

Points	24	vs. The Citadel (11/19/19)
Total Rebounds	6	2x, last vs. Missouri S&T (11/22/19)
Offensive	2	vs. Murray State (1/18/20)
Defensive	6	2x, last vs. Missouri S&T (11/22/19)
FG Made	9	vs. The Citadel (11/19/19)
FG Attempted	16	vs. The Citadel (11/19/19)
3-Point FG Made	2	2x, last vs. Tennessee State (1/11/20)
3-Point FG Attempted	4	2x, last vs. Tennessee State (1/11/20)
FT Made	14	at Abilene Christian (12/5/19)
FT Attempted	14	at Abilene Christian (12/5/19)
Assists	7	vs. UT Martin (2/13/20)
Blocks	1	4x, last vs. UT Martin (2/13/20)
Steals	3	2x, last vs. Murray State (1/18/20)
Minutes	41	vs. Murray State (1/18/20)

Nicholas' Career Statistics at Southeast Missouri

Overall																					
Season	G-GS	Min	Avg	FG-FGA	Pct	3FG-3FGA	Pct	FT-FTA	Pct	Off	Def	Tot	Avg	PF	FO	A	TO	Blk	Stl	Pts	Avg
2019-20	30-19	731	24.4	72-182	.396	18-60	.300	65-88	.739	7	67	74	2.5	48	0	50	48	5	22	227	7.6
2020-21	1-1	20	20.0	2-3	.667	0-1	.000	4-4	1.000	0	1	1	1.0	5	1	0	4	0	1	8	8.0
Total	31-20	751	24.2	74-185	.400	18-61	.295	69-92	.750	7	68	75	2.4	53	1	50	52	5	23	235	7.6
Ohio Valley Conference Games Only																					
Season	G-GS	Min	Avg	FG-FGA	Pct	3FG-3FGA	Pct	FT-FTA	Pct	Off	Def	Tot	Avg	PF	FO	A	TO	Blk	Stl	Pts	Avg
2019-20	17-7	394	23.2	38-99	.384	9-32	.281	30-42	.714	5	34	39	2.3	27	0	33	23	2	14	115	6.8
2020-21																					
Total																					



MANNY PATTERSON | 10

Green Bay: Played the last three seasons at Horizon League member Green Bay before entering the transfer portal...Started 24 of 33 games and averaged 5.8 points and 4.8 rebounds per contest in 2019-20...Reached double figures in the scoring column eight times and registered three double-doubles... As a sophomore in 2018-19, started 12 games and scored a season-high 17 points at Iowa...Ranked third on the team in field goal percentage (.486) and rebounds (142)...Averaged 4.6 points and 13.8 minutes per contest... Started 19 of 27 games as a true freshman in 2017-18...Averaged six points and 4.9 rebounds, while leading the team with 22 blocks and a .474 field goal percentage.

Prep: Chicago Sun Times All-City Third-Team selection as a senior and All-City Honorable Mention pick as a junior at Kenwood Academy...Averaged almost 15 points and nine rebounds per game...Recorded several double-doubles and was named IBCA Fourth-Team All-State his senior year...Led his team to the IHSA 4A Regional title.

Personal: Born November 10, 1998...Majoring in General Studies...Son of Manuel Patterson and Contance Monique Horton...Has a sister, Malyah Faye... Was sought after by multiple Division I schools before choosing Green Bay.

Patterson's Game-by-Game Statistics

2020-21	FG	3P	FT	O/D	REB	E	PTS	A	TO	B	S	M
vs. Kansas City	DNP	-	-	-	-	-	-	-	-	-	-	-
Southern Illinois												
Lipscomb												
at Lipscomb												
at UT Martin												
at Evansville												
UT Martin												
at Indiana State												
at Tennessee Tech												
Tennessee State												
at Belmont												
at Tennessee State												
Murray State												
Austin Peay												
at Morehead State												
at Eastern Kentucky												
SIU Edwardsville												
Eastern Illinois												
Tennessee Tech												
Jacksonville State												
at Murray State												
at Austin Peay												
Eastern Kentucky												
Morehead State												
at Eastern Illinois												
at SIU Edwardsville												


* - Game Started

2020-21 Season-Highs

Points	-
Total Rebounds	-
Offensive	-
Defensive	-
FG Made	-
FG Attempted	-
3-Point FG Made	-
3-Point FG Attempted	-
FT Made	-
FT Attempted	-
Assists	-
Blocks	-
Steals	-
Minutes	-

Patterson's Career Statistics at Southeast Missouri

Season	G-GS	Min	Avg	FG-FGA	Pct	3FG-3FGA	Pct	Overall														
								FT-FTA	Pct	Off	Def	Tot	Avg	PF	FO	A	TO	Blk	Stl	Pts	Avg	
2020-21																						
Season	G-GS	Min	Avg	FG-FGA	Pct	3FG-3FGA	Pct	Ohio Valley Conference Games Only														
								FT-FTA	Pct	Off	Def	Tot	Avg	PF	FO	A	TO	Blk	Stl	Pts	Avg	
2020-21																						



ERIC REED, JR.

3

2020-21: Made his first career NCAA Division I start at Kansas City (11/28)... Played 10 minutes against the Roos.

Howard College: Started 30 games and averaged a team-high 15.5 points per game in 2019-20...Dished out 2.3 assists and grabbed five rebounds per contest as a combo guard...Ranked second on the team with 70 assists and 44 steals...Registered double figures in the scoring column a total of 27 times and dropped in 28 or more on three occasions...Started 14 games as a true freshman in 2018-19.

Prep: Combo guard who averaged 18 points and 3.4 assists per game as a senior at University Laboratory High School.

Personal: Born February 3, 2000...Majoring in General Studies...Son of Eric and Julia Reed...Siblings are Erica Reed (sister), Kaylo Henry (sister) and Hezekiah Brown (brother).

Reed, Jr.'s Game-by-Game Statistics

2020-21	FG	3P	FT	O/D	REB	E	PTS	A	TO	B	S	M
vs. Kansas City*	0-2	0-1	0-0	0/0	0	4	0	0	1	0	0	10
Southern Illinois												
Lipscomb												
at Lipscomb												
at UT Martin												
at Evansville												
UT Martin												
at Indiana State												
at Tennessee Tech												
Tennessee State												
at Belmont												
at Tennessee State												
Murray State												
Austin Peay												
at Morehead State												
at Eastern Kentucky												
SIU Edwardsville												
Eastern Illinois												
Tennessee Tech												
Jacksonville State												
at Murray State												
at Austin Peay												
Eastern Kentucky												
Morehead State												
at Eastern Illinois												
at SIU Edwardsville												

* - Game Started

2020-21 Season/Career-Highs

Points	-	-
Total Rebounds	-	-
Offensive	-	-
Defensive	-	-
FG Made	-	-
FG Attempted.....	2	vs. Kansas City (11/28/20)
3-Point FG Made.....	-	-
3-Point FG Attempted.....	1	vs. Kansas City (11/28/20)
FT Made.....	-	-
FT Attempted.....	-	-
Assists	-	-
Blocks.....	-	-
Steals.....	-	-
Minutes	10	vs. Kansas City (11/28/20)

Reed, Jr.'s Career Statistics at Southeast Missouri

Season	G-GS	Min	Avg	FG-FGA	Pct	3FG-3FGA	Pct	FT-FTA	Pct	Off	Def	Tot	Avg	PF	FO	A	TO	Blk	Stl	Pts	Avg
2020-21	1-1	10	10.0	0-2	.000	0-1	.000	0-0	.000	0	0	0	0.0	4	0	0	1	0	0	0	0.0
Ohio Valley Conference Games Only																					
Season	G-GS	Min	Avg	FG-FGA	Pct	3FG-3FGA	Pct	FT-FTA	Pct	Off	Def	Tot	Avg	PF	FO	A	TO	Blk	Stl	Pts	Avg
2020-21																					



NYGAL RUSSELL | 25

2020-21: Scored 14 points as one of four players scoring in double figures at Kansas City (11/28)...Scored eight points had a steal and knocked down two 3-pointers in the final 2:32 to seal Southeast Missouri's season-opening win...Both of his 3-pointers were in the last 57 seconds and he scored the final eight points of the game...Made three 3-pointers, had two blocks and collected two steals.

Russell's Game-by-Game Statistics

2020-21	FG	3P	FT	O/D	REB	E	PTS	A	TO	B	S	M
vs. Kansas City*	3-5	3-5	5-8	0/7	7	4	14	1	1	2	2	32
Southern Illinois												
Lipscomb												
at Lipscomb												
at UT Martin												
at Evansville												
UT Martin												
at Indiana State												
at Tennessee Tech												
Tennessee State												
at Belmont												
at Tennessee State												
Murray State												
Austin Peay												
at Morehead State												
at Eastern Kentucky												
SIU Edwardsville												
Eastern Illinois												
Tennessee Tech												
Jacksonville State												
at Murray State												
at Austin Peay												
Eastern Kentucky												
Morehead State												
at Eastern Illinois												
at SIU Edwardsville												

* - Game Started

2020-21 Season-Highs

Points	14	vs. Kansas City (11/28/20)
Total Rebounds	7	vs. Kansas City (11/28/20)
Offensive	-	-
Defensive	7	vs. Kansas City (11/28/20)
FG Made	3	vs. Kansas City (11/28/20)
FG Attempted	5	vs. Kansas City (11/28/20)
3-Point FG Made	3	vs. Kansas City (11/28/20)
3-Point FG Attempted	5	vs. Kansas City (11/28/20)
FT Made	5	vs. Kansas City (11/28/20)
FT Attempted	8	vs. Kansas City (11/28/20)
Assists	1	vs. Kansas City (11/28/20)
Blocks	2	vs. Kansas City (11/28/20)
Steals	2	vs. Kansas City (11/28/20)
Minutes	32	vs. Kansas City (11/28/20)

Career-Highs

Points	21	vs. Tennessee Tech (2/8/20)
Total Rebounds	8	vs. Belmont (3/2/19)
Offensive	3	at Mississippi Valley State (12/4/18)
Defensive	7	3x, last vs. Kansas City (11/28/20)
FG Made	8	vs. Tennessee Tech (2/8/20)
FG Attempted	11	vs. Tennessee Tech (2/8/20)
3-Point FG Made	4	vs. Tennessee Tech (2/8/20)
3-Point FG Attempted	6	2x, last vs. UT Martin (2/13/20)
FT Made	8	at Austin Peay (2/21/19)
FT Attempted	8	2x, last vs. Kansas City (11/28/20)
Assists	6	at Eastern Illinois (2/16/19)
Blocks	2	vs. Kansas City (11/28/20)
Steals	3	2x, last vs. Tennessee Tech (2/8/20)
Minutes	32	vs. Kansas City (11/28/20)

Russell's Career Statistics at Southeast Missouri

Overall																			
Season	G-GS	Min	Avg	FG-FGA	Pct	3FG-3FGA	Pct	FT-FTA	Pct	Off	Def	Tot	Avg	PF	FO	A	TO	Blk	Stl
2018-19	31-9	499	16.1	53-147	.361	16-53	.302	43-62	.694	13	69	82	2.6	60	2	44	40	2	13
2019-20	28-7	512	18.3	64-148	.432	23-67	.343	25-36	.694	11	69	80	2.9	47	0	42	44	2	19
2020-21	1-1	32	32.0	3-5	.600	3-5	.600	5-8	.625	0	7	7	7.0	4	0	1	1	2	14
Total	60-17	1043	17.4	120-300	.400	42-125	.336	73-106	.689	24	145	169	2.8	111	2	87	85	6	34
Ohio Valley Conference Games Only																			
Season	G-GS	Min	Avg	FG-FGA	Pct	3FG-3FGA	Pct	FT-FTA	Pct	Off	Def	Tot	Avg	PF	FO	A	TO	Blk	Stl
2018-19	18-8	297	16.5	33-93	.355	11-34	.324	37-50	.740	7	33	40	2.2	38	1	28	24	2	8
2019-20	16-7	354	22.1	47-101	.465	22-52	.423	15-22	.682	7	43	50	3.1	30	0	31	28	1	12
2020-21																			
Total	34-15	651	19.1	80-194	.412	33-86	.384	52-72	.722	14	76	90	2.6	68	1	59	52	3	20



NOLAN TAYLOR

31

2020-21: Made a perfect 6-of-6 free throws en route to scoring 10 points in his first career start at Kansas City (11/28)...Grabbed seven rebounds in 25 minutes.

Cal Poly: Was limited to 14 games during the 2019-20 season due to injury... Averaged 6.1 points and 2.9 rebounds in those contests...Redshirted during his first season (2018-19) at Cal Poly due to NCAA transfer rules.

Pepperdine: Spent two seasons at Pepperdine...Averaged 8.9 points and four rebounds per game in the first 15 games of his sophomore season before sustaining a season-ending injury...Started 20 of 24 games as a freshman for the Waves in 2016-17.

Prep: Four-year starter who graduated as Keller High School's all-time scorer (1,731 points) and rebounder (970 rebounds)...Named to the Fort Worth Star-Telegram All-Area Second-Team and All-District 5-6A First-Team as a senior... Averaged 19.1 points and 8.9 rebounds per game his senior year...Averaged 17.3 points and nine rebounds per contest as a junior, and 15.8 points and 9.5 boards a game as a sophomore.

Personal: Born November 11, 1997...Is working on his Master of Arts in Higher Education Administration at SEMO...Son of Michael and Arnita Taylor...Has

Taylor's Game-by-Game Statistics

2020-21	FG	3P	FT	O/D	REB	E	PTS	A	TO	B	S	M
vs. Kansas City*	2-4	0-0	6-6	1/6	7	3	10	0	1	0	0	25
Southern Illinois												
Lipscomb												
at Lipscomb												
at UT Martin												
at Evansville												
UT Martin												
at Indiana State												
at Tennessee Tech												
Tennessee State												
at Belmont												
at Tennessee State												
Murray State												
Austin Peay												
at Morehead State												
at Eastern Kentucky												
SIU Edwardsville												
Eastern Illinois												
Tennessee Tech												
Jacksonville State												
at Murray State												
at Austin Peay												
Eastern Kentucky												
Morehead State												
at Eastern Illinois												
at SIU Edwardsville												

* - Game Started

2020-21 Season/Career-Highs

Points	10	vs. Kansas City (11/28/20)
Total Rebounds	7	vs. Kansas City (11/28/20)
Offensive	1	vs. Kansas City (11/28/20)
Defensive	6	vs. Kansas City (11/28/20)
FG Made	2	vs. Kansas City (11/28/20)
FG Attempted	4	vs. Kansas City (11/28/20)
3-Point FG Made	-	-
3-Point FG Attempted	-	-
FT Made	6	vs. Kansas City (11/28/20)
FT Attempted	6	vs. Kansas City (11/28/20)
Assists	-	-
Blocks	-	-
Steals	-	-
Minutes	25	vs. Kansas City (11/28/20)

Taylor's Career Statistics at Southeast Missouri

Season	G-GS	Min	Avg	FG-FGA	Pct	3FG-3FGA	Pct	FT-FTA	Pct	Off	Def	Tot	Avg	PF	FO	A	TO	Blk	Stl	Pts	Avg
2020-21	1-1	25	25.0	2-4	.500	0-0	.000	6-6	1.000	1	6	7	7.0	3	0	0	1	0	0	10	10.0
Ohio Valley Conference Games Only																					
Season	G-GS	Min	Avg	FG-FGA	Pct	3FG-3FGA	Pct	FT-FTA	Pct	Off	Def	Tot	Avg	PF	FO	A	TO	Blk	Stl	Pts	Avg
2020-21																					



Season/Career Statistics

SEASON STATISTICS

CAREER STATISTICS

SUMMARY	gp-gs	min/g	fg%	3fg%	ft%	r/g	a/g	stl	blk	pts/g	gp-gs	min/g	fg%	3fg%	ft%	r/g	a/g	stl	blk	pts/g
Jordan Love	1-0	27.0	.333	.000	.000	3.0	3.0	4	0	4.0	26-4	13.1	.341	.238	.529	1.5	0.8	11	2	3.2
Eric Reed, Jr.	1-1	10.0	.000	.000	.000	0.0	0.0	0	0	0.0	1-1	10.0	.000	.000	.000	0.0	0.0	0	0	0.0
Chris Harris	1-1	35.0	.556	.500	.455	3.0	4.0	0	0	18.0	3-1	29.7	.583	.615	.619	3.0	2.0	0	1	16.3
DQ Nicholas	1-1	20.0	.667	.000	1.000	1.0	0.0	1	0	8.0	31-20	24.2	.400	.295	.750	2.4	1.6	23	5	7.6
Nate Johnson	1-0	14.0	.000	.000	.000	4.0	2.0	0	1	0.0	1-0	14.0	.000	.000	.000	4.0	2.0	0	1	0.0
Nana Akenten	1-0	32.0	.500	.444	.500	6.0	2.0	3	2	17.0	1-0	32.0	.500	.444	.500	6.0	2.0	3	2	17.0
Nygal Russell	1-1	32.0	.600	.600	.625	7.0	1.0	2	2	14.0	60-17	17.4	.400	.336	.689	2.8	1.5	34	6	5.9
Nolan Taylor	1-1	25.0	.500	.000	1.000	7.0	0.0	0	0	10.0	1-1	25.0	.500	.000	1.000	7.0	0.0	0	0	10.0
Dylan Branson	1-0	5.0	.000	.000	.000	0.0	0.0	1	0	0.0	1-0	5.0	.000	.000	.000	0.0	0.0	1	0	0.0

SCORING	fg-fga	fg%	3fg-fga	3fg%	ft-fta	ft%	pts	pts/g	fg-fga	fg%	3fg-fga	3fg%	ft-fta	ft%	pts	pts/g
Jordan Love	2-6	.333	0-1	.000	0-3	.000	4	4.0	30-88	.341	5-21	.238	18-34	.529	83	3.2
Eric Reed, Jr.	0-2	.000	0-1	.000	0-0	.000	0	0.0	0-2	.000	0-1	.000	0-0	.000	0	0.0
Chris Harris	5-9	.556	3-6	.500	5-11	.455	18	18.0	14-24	.583	8-13	.615	13-21	.619	49	16.3
DQ Nicholas	2-3	.667	0-1	.000	4-4	1.000	8	8.0	74-185	.400	18-61	.295	69-92	.750	235	7.6
Nate Johnson	0-0	.000	0-0	.000	0-1	.000	0	0.0	0-0	.000	0-0	.000	0-1	.000	0	0.0
Nana Akenten	6-12	.500	4-9	.444	1-2	.500	17	17.0	6-12	.500	4-9	.444	1-2	.500	17	17.0
Nygal Russell	3-5	.600	3-5	.600	5-8	.625	14	14.0	120-300	.400	42-125	.336	73-106	.689	355	5.9
Nolan Taylor	2-4	.500	0-0	.000	6-6	1.000	10	10.0	2-4	.500	0-0	.000	6-6	1.000	10	10.0
Dylan Branson	0-0	.000	0-0	.000	0-0	.000	0	0.0	0-0	.000	0-0	.000	0-0	.000	0	0.0

TOTALS	o-reb	d-reb	t-reb	pf	fo	ast	to	a/to	o-reb	d-reb	t-reb	pf	fo	ast	to	a/to
Jordan Love	0	3	3	0	0	3	1	3.0	11	28	39	20	0	20	25	0.8
Eric Reed, Jr.	0	0	0	4	0	0	1	0.0	0	0	0	4	0	0	1	0.0
Chris Harris	1	2	3	1	0	4	4	1.0	1	8	9	6	0	6	9	0.7
DQ Nicholas	0	1	1	5	1	0	4	0.0	7	68	75	53	1	50	52	1.0
Nate Johnson	1	3	4	2	0	2	0	0.0	1	3	4	2	0	2	0	0.0
Nana Akenten	0	6	6	2	0	2	2	1.0	0	6	6	2	0	2	2	1.0
Nygal Russell	0	7	7	4	0	1	1	1.0	24	145	169	111	2	87	85	1.0
Nolan Taylor	1	6	7	3	0	0	1	0.0	1	6	7	3	0	0	1	0.0
Dylan Branson	0	0	0	1	0	0	2	0.0	0	0	0	1	0	0	2	0.0

Game
1Southeast Missouri 71
Kansas City 66

November 28, 2020 • Mabee Fieldhouse • Kansas City, Mo.



KANSAS CITY, Mo.

Nygal Russell scored eight points, had a steal and knocked down two huge 3-pointers in the

final 2:32 to give Southeast Missouri a 71-66 win over Kansas City at the Negro Baseball League Museum Tip-Off Classic.

Russell, who finished with 14 points as one of four SEMO players in double figures, hit both of his treys in the last minute to help get Brad Korn his first career win as the Redhawks head coach.

A native of Houston, Texas, Russell buried the first of his two clutch 3-pointers to put the

Redhawks ahead, 68-64, after KC made it a one-point game.

Then, following two free throws by Franck Kamgain which narrowed the Redhawks lead to 68-66 with 33 seconds to go, Russell delivered the final blow with his long range bomb as the shot clock expired giving SEMO a 71-66 advantage.

KC inbounded the ball with two seconds left and Russell intercepted the pass to end his impressive game-changing effort down the stretch.

Chris Harris scored a game-high 18 points to lead four Redhawks in double figures. Nana Akenten (17), Russell and Nolan Taylor (10) were the others.

Official Basketball Box Score - Final
Southeast Mo. St. at Kansas City
11/28/20 Mabee Fieldhouse, Kansas City
2020-21 Men's BasketballGame Time: 4:00 PM
Game Duration: 2:05
Attendance: 175

Officials: Michael Swoboda, Robert Felder, Chris Pasici

Southeast Mo. St. - 71

Record: 1-0

NO. Name		Min	FG M-A	3P M-A	FT M-A	Rebounds OR DR TOT	Fouls PF PD	TP	AS	TO	ST	Blocks BS BA	+/-
31	Nolan Taylor	F 25:13	2-4	0-0	6-6	1 6 7	3 4	10	0	1	0	0	-2
3	Eric Reed, Jr.	G 10:25	0-2	0-1	0-0	0 0 0	4 1	0	1	0	0	0	4
5	Chris Harris	G 35:02	5-9	3-6	5-11	1 2 3	1 8	18	4	4	0	1	6
11	DQ Nicholas	G 19:15	2-3	0-1	4-4	0 1 1	5 4	8	0	4	1	0	6
25	Nygal Russell	G 32:31	3-5	3-5	5-8	0 7 7	4 4	14	1	1	2	2	-4
21	Nana Akenten	G 32:27	6-12	4-9	1-2	0 6 6	2 1	17	2	2	3	2	9
14	Nate Johnson	G 23:21	0-0	0-0	0-1	1 3 4	2 1	0	2	0	0	1	11
2	Jordan Love	G 26:34	2-6	0-1	0-3	0 3 3	0 2	4	3	1	4	0	3
33	Dylan Branson	G 05:12	0-0	0-0	0-0	0 0 0	1 0	0	0	2	1	0	-8
Team						0 0 0				0	1		
Totals			20-41	10-23	21-35	3 28 31	22 25	71	12	17	11	5 2 5	

Technical Fouls: NONE

Shooting By Period			
1 st FG%	11-22	50.0%	
3PT%	7-15	46.7%	
FT%	5-14	57.1%	
2 nd FG%	9-19	47.4%	
3PT%	3-8	37.5%	
FT%	13-21	61.9%	
GM FG%	20-41	48.8%	
3PT%	10-23	43.5%	
FT%	21-35	60.0%	
Dead Ball Rebounds: 7, 0			

Kansas City - 66

Record: 2-1

NO. Name		Min	FG	3P	FT	Rebounds		Fouls		TP	AS	TO	ST	Blocks		BS +/-	
			M-A	M-A	M-A	OR	DR	PF	PD					BS	BA		
20	Josiah Allick	F 20:52	3-4	1-2	0-0	1	3	4	4	1	7	0	0	2	1	0	-3
00	Zion Williams	G 32:33	5-9	0-1	0-0	1	3	4	4	0	10	5	5	4	0	0	-2
3	Brandon McKissic	G 30:16	5-12	1-3	5-8	0	2	2	5	10	16	2	4	2	0	1	-4
11	Franck Kamgain	G 33:52	1-7	0-2	6-8	0	3	3	3	4	8	3	2	2	0	1	2
33	Marvin Nesbitt Jr.	G 37:56	7-12	1-2	0-3	3	5	8	3	4	15	1	1	1	1	2	-1
32	Kaimen Lemox	G 06:26	0-2	0-1	0-0	0	0	0	0	2	0	0	0	0	0	0	-3
10	Hidde Roessink	G 16:09	2-4	1-2	3-4	0	3	3	1	3	8	0	3	0	0	1	-5
21	Sam Martin	G 07:15	0-0	0-0	0-0	0	2	2	1	0	0	0	1	1	0	0	-10
4	Jacob Johnson	G 13:43	1-2	0-0	0-0	0	0	0	0	2	0	2	0	1	1	0	0
12	Jonathan Bolden	G 00:58	0-0	0-0	0-0	0	0	0	0	0	0	0	0	0	0	0	-1
Team						2	4	6			0	0					
Totals			24-52	4-13	14-23	7	25	32	25	22	66	13	17	13	2	5	-5

Technical Fouls: NONE

Shooting By Period			
1 st FG%	10-22	45.5%	
3PT%	3-10	30.0%	
FT%	6-12	66.7%	
2 nd FG%	14-30	46.7%	
3PT%	1-3	33.3%	
FT%	6-11	54.5%	
GM FG%	24-52	46.2%	
3PT%	4-13	30.8%	
FT%	14-23	60.9%	
Dead Ball Rebounds: 2, 0			

	SEMO	Roos	Points from	SEMO	Roos	Period by Period Scoring			
Biggest lead	11 (2 nd 17:51)	3 (1 st 18:47)	Turnovers	20	16	1 st	2 nd	TOT	
Best Scoring Run	8 (2 nd 17:51)	7 (2 nd 1:19)	Paint	16	40	SEMO	37	34	71
Lead Changes	3	2	Second Chance	7	8	Roos	31	35	66
Times Tied	1		Fast Breaks	8	12				
Time with Lead	34:40	04:07	Bench	21	10				