

SEMO

REDHAWKS™

2020-21

Southeast Missouri Women's Basketball



#LetsSoar



**DO
YOU
HAVE
THE
WILL
TO**

serve all
community
members?



**SOUTHEAST MISSOURI
STATE UNIVERSITY - 1873**



Intro to Redhawk Basketball

Media Information	2-5
Show Me Center	6-7
Academic Excellence	8
Social Development	9
Competitive Success	10
Sports Medicine	11
2020 OVC Champions	12-13
Redhawks & Under Armour	14-15
President Dr. Carlos Vargas	16-17
Director of Athletics Brady Barke	18-19
Athletics Staff	20-23

Season Preview

Season Outlook	26-28
Quick Facts	29
Radio/TV Roster	30
Roster Breakdown	31-35
Schedule	36-38
Opponents	39-41

Coaches

Head Coach Rekha Patterson	44-46
Assistant Coaches	47-51

Player Profiles

Returnees	54-60
Newcomers	61-64

Year in Review

2019-20 Final Statistics	66-76
2019-20 Box Scores	77-84

Records & History

Honors & Awards	86-87
Records	88-97
Coaching History	98-103

All-Time Series	104-119
All-Time Lettermen	120
Postseason	121

This is the OVC

OVC History	124-125
2021 OVC Tournament	126-127
OVC Staff	129

This is SEMO

University Pages	132-137
------------------------	---------



2020-21



CONTENTS

Credits

The 2020-21 Southeast Missouri Basketball Media Guide was written, edited and designed by Assistant Strategic Communications Director Morgan Harding. Additional assistance by Jeff Honza and Eric Mueller. Photography by Marc Mahnke, Charlie Balcom, Southeast Missourian/SEMOBall, Getty Images, Aaron Palmer, Kyle Carter, Emily Blunt and Dacie Ritch. Special thanks to opposing school media relations personnel for submitting information to the opponents section of this guide.



INTRODUCTION

MEDIA INFORMATION



The 2020 Southeast Missouri women's basketball media guide is a source of information for the news media covering the Redhawks. News releases, clips, video footage, photographs and other information will also be available to accredited members of the media upon request.

Strategic Communications

The Southeast Missouri Strategic Communications Office is always willing to assist the media with their coverage of Redhawk basketball. All media and credential requests should be made to Assistant Strategic Communications Director Morgan Harding. Should you need any information, feel free to call any time, day or night. Harding can be reached at (573) 651-2294 (work) or (812) 306-8211 (mobile).

In-Season Interview Policy

All of Southeast Missouri's women's basketball student-athletes and coaches will be available to the media throughout the 2020 season. Interviews should be arranged through the Southeast Missouri Strategic Communications Office. Due to the COVID-19 pandemic, interviews with players and coaches will be conducted virtually (via Zoom/Face Time) or by phone after practice during the season. Please let the Strategic Communications Office know at least 24 hours in advance so interview arrangements can be made. There will be no in-person interviews to ensure proper safety measures.

Press Row

Press facilities are in the North side of the court in the Show Me Center. In order to reserve a spot on press row, contact the Strategic Communications office before game day. Due to the COVID-19 pandemic, face coverings are required to be worn at all times in the Show Me Center.

Credentials

Credentials are required for entrance to the Show Me Center. To request season or single-game credentials, please contact Morgan Harding in the Southeast Missouri Strategic Communications Office by phone at (573) 651-2294 or email at mharding@semo.edu. Credentials can be picked up at the NCAA Pass Gate.

Southeast Missouri follows the guidelines set forth by the NCAA governing the issuance of credentials. Press Row credentials will be issued to accredited sports writers of daily and weekly newspapers. Photo credentials will be issued to accredited members of the photo media working for newspapers and television stations.

All credential requests should come from sports editors, directors or anchors. Spouses, dates and minors will not be permitted in the Press Row or the sidelines of the Show Me Center. Any unauthorized use of credentials will result in revocation of credentials issued by Southeast Missouri State University and credential requests will not be honored for future SEMO athletic events.

Postgame Interviews

The Southeast Missouri Strategic Communications staff will make student-athletes available to the media at the conclusion of each game. Due to the COVID-19 pandemic, postgame press conferences will be held virtually. Please contact Morgan Harding with any interview requests.




MEDIA INFORMATION

INTRODUCTION



STRATEGIC COMMUNICATIONS

One University Plaza MS 0200
Cape Girardeau, MO 63701
Phone: (573) 651-2294 | Fax: (573) 651-2810



Jeff Honza
Assistant AD
(573) 651-2933
(618) 528-1145 (cell)
redhawk1@semo.edu/
jhonza@semo.edu



Morgan Harding
Assistant Director/
Women's Soccer
Contact
(573) 651-2294
(812) 306-8322 (cell)
mharding@semo.edu



Charlie Balcom
Coordinator of Digital
Media
(513) 673-3220 (cell)
cbalcom@semo.edu



Eric Mueller
Graduate Assistant
(573) 651-2937
(630) 267-5145 (cell)
ejmueller@semo.edu

Photographers

Please observe NCAA regulations and shoot from designated areas assigned at the Show Me Center. Due to the COVID-19 pandemic, there will be limited areas assigned for working photographers.

Gameday Parking

There is no media parking at the Show Me Center. Radio and television affiliates should contact the Southeast Missouri Strategic Communications Office for unloading information.

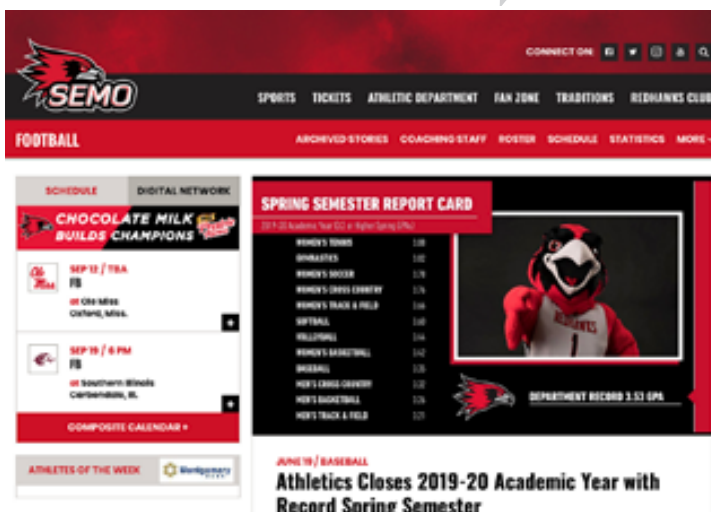
Live Stats

StatBroadcast Live is the official live statistics platform of Southeast Missouri women's basketball. Live stats can be accessed at **Statb.us/I/SEMO**.

Press Row Services

The Show Me Center Press Row is equipped with wireless internet. A member of the Strategic Communications staff will provide login information. Southeast Missouri uses "The Automated Scorebook" for women's basketball computerized statistics. Working media will receive a complete quickie stats at the end of each half. Due to the COVID-19 pandemic, printed flip cards and game notes will no longer be available to the media in the Show Me Center. Instead, those materials will be available online and upon requests.

Any cheering or outward expression is strictly prohibited on Press Row at all times.



Redhawks on the Internet

Southeast Missouri's Official Athletics website can be found at the following address:

GoSoutheast.com

The website is updated daily and information on all 15 sports is available. Complete schedule, results, coaches and player bios and conference information can be accessed.

Redhawks on ESPN+

The Ohio Valley Conference and ESPN have a media rights agreement, which includes a minimum of 600 conference events on ESPN+, the multi-sport, direct-to-consumer subscription streaming service from The Walt Disney Company Direct-to-Consumer & International segment and ESPN. All of Southeast Missouri's home and OVC games air live on ESPN+. ESPN+ offers fans thousands of additional live events, on-demand content and original programming not available on ESPN's linear TV or digital networks. ESPN+ is an integrated part of the completely redesigned ESPN App. Already the leading sports app, the new ESPN App is the premier all-in-one digital sports platform for fans across mobile and TV-connected devices. ESPN+ is also available through ESPN.com.

SOCIAL MEDIA

Twitter

@OfficialSEMOWBB
@SEMOredhawks

Facebook

SEMOredhawks

Instagram

@SEMOredhawks
@OfficialSEMOWBB



FOLLOW THE REDHAWKS AT **GOSOUTHEAST.COM**





INTRODUCTION

FRESH LOOK



On July 1, 2020, Southeast Missouri State University unveiled refreshed spirit marks, including a new primary logo, wordmark and variations for its 15 athletic programs.

The redesign features an official brand font to complement the marks, and a focused emphasis on 'SEMO' as the preferred reference for the University in Athletics and less formal communications. These logos are the first update to the University's spirit branding since the Redhawk was introduced in 2005.

The new brand identity, which will allow SEMO's athletic teams to display consistent logos, lettering and numerals, is independent of the existing University marks featuring the depiction of the Academic Hall dome which remain unchanged.

"We are excited to reveal our refreshed series of logos and

wordmarks," said Director of Athletics Brady Barke. "Having a strong and recognizable brand is essential as we continue to elevate the profile of the University and Redhawk Athletics, and continue towards our vision of being the premier athletics program in the Ohio Valley Conference. These new marks complement our existing Redhawk logo and help us establish a strong regional and national identity by embracing the SEMO nickname."

SEMO started the process of creating its new brand identity following a 2018 brand refresh study completed by Ologie. A higher education branding and marketing firm based in Columbus, Ohio, Ologie helped launch the University's "Will to Do" brand platform.

As part of the refresh, Ologie closely studied the use of "SEMO" vs. "Southeast". Through

extensive surveys and interviews, Ologie concluded that audiences like the personality, uniqueness and familiarity of "SEMO" when referring to the University and its athletic programs, except in official institutional communications. Their recommendations included embracing the SEMO acronym by establishing parameters for usage and creating the wordmark.

Following the study, the logos were designed by the University Marketing team, in collaboration with the Department of Athletics and campus leadership at no additional cost to the University.

"I want to thank Tonya Wells and her team in the University Marketing office for their hard work on this project," said Barke. "Working collaboratively over a number of months, I think we have developed something everyone associated with Southeast Missouri State can be proud of."

With the addition of an official brand font, sport-specific logos for each of SEMO's 15 Division I sports and sub-brand lock-ups can be used across the University. It also presents a more consistent branding over all platforms.

Along with the new logos, fans will notice a more frequent use of "SEMO" in reference to the University and its athletic teams on uniforms, apparel and other materials. Official social media usernames for Redhawk Athletics, including Facebook, Twitter and YouTube have all been changed from @GoSoutheast to @SEMOREdhawks.

The announcement signifies a local launch of the branding and refreshed spirit logos. Certain digital platforms, including University and athletic websites, and social media will adopt the new logos immediately. Signage and publications on SEMO's campus





will use the updated logo over the coming months. Athletic uniforms and apparel will reflect the updates as teams enter the next purchase cycle. Fully rebranding the campus and athletic facilities is a time-consuming and costly endeavor. Therefore, this process will be completed giving priority to highly visible locations and only as funding is identified.

"It's an exciting time for SEMO Athletics," said Southeast President Dr. Carlos Vargas. "We are entering the new school year as defending OVC champions in five different sports and we finished the COVID-19 shortened season at the top of the OVC Commissioner's Cup standings. We are Southeast Missouri's Division I athletics program and our refocused identity represents our institution's strong connection to serving our region."

What They Are Saying . . .

"I'm really excited about our new wordmark. When you think about Southeast Missouri State, you think about our region and our area, you think, 'SEMO.' SEMO is what makes us different. There is only one SEMO. We are the regional institution. I can't wait to see this new wordmark in the Fall."

Tom Matukewicz
Head Football Coach

"Remembering where you come from is an important part of shaping where you are going. Our campus identity as 'SEMO' is intrinsic to who we are. It is ingrained in Southeast Missouri State University's history. Much like SEMO's landmarks – the dome, cardiac hill and the gum tree – 'SEMO' is

unique to who we are and inspires an incredible sense of community. In terms of recruiting, the new SEMO logo is huge! We are the only NCAA athletic program in the nation with this acronym and it pinpoints our campus location. It is truly a unique identifier and the only wordmark that ties our present to our past. It also instills that sense of pride in remembering where we came from."

Heather Nelson
Head Women's Soccer Coach

"As a SEMO alumnus, it was exciting to work on this project alongside the team in University Marketing which did an amazing job developing the visual identity. The 'SEMO' nickname is truly unique in the college landscape and these new marks will help strengthen our brand locally and nationally."

Nate Saverino
Associate Director of Athletics for External Affairs

"It's a great new look in comparison to the older logo. It shows a great depiction of the SEMO rebranding and how important the community is to helping SEMO become the best in the region."

Omarerrick Douglas
Football Student-Athlete





INTRODUCTION

SHOW ME CENTER



Show Me Center



The 7,000-seat Show Me Center (SMC) is the home of the Southeast Missouri State University men's and women's basketball teams. Additionally, the Show Me Center is the entertainment and meeting hub for the 250,000 residents of the tristate region.

A number of renovations were made to the Show Me Center prior to the 2015-16 season, including new telescopic seating, a state of the art center-hung video board and improvements to sound and lighting systems.

On June 26, 2014, the Southeast Missouri State University Board of Regents approved a list of high priority major capital renovation projects to be completed over the next two to three years to upgrade the Show Me Center to modern arena standards.

The other phase of the project includes high priority items such

as renovating the front meeting room and parking lot areas.

The facility first opened its doors in the summer of 1987 and celebrated its 25th Anniversary during the 2012-13 season.

One of the best arenas in the Ohio Valley Conference, the Show Me Center has served Southeast Missouri State University, the City of Cape Girardeau, and the citizens of Southeast Missouri, Southern Illinois, and Western Kentucky by providing quality concerts, sporting events, top-notch family entertainment, and a first-rate banquet, convention, and meeting facility.

The facility is a joint-venture of Southeast Missouri State and the City of Cape Girardeau. The combined SMC and Student Recreation Center, which received a complete renovation and expansion in 1999, were originally built at a cost of \$18 million.

The building houses the

Redhawks men's and women's locker rooms, which have been completely remodeled. New basketball offices on the north side of the SMC were completed during the fall of 2003. More recently, a portable floor and goals were purchased before the 2011-12 season.

Southeast's Student Recreation Center is adjoined to the Show Me Center, and it houses the Redhawks' practice facilities. The center has five full basketball courts (including two hardwood courts), a large weight room, six racquetball courts, an indoor track, two cardiovascular equipment areas, a climbing wall, two multipurpose rooms, and full locker rooms. The new Student Aquatic Center, which opened in December 2007, features a four-lane lap pool, a recreational pool with a rock wall and zip line, hot tub and locker rooms.

In addition, the Redhawks had over 10,000 fans for the Western Kentucky (10,222) and Murray State (10,028) games in 2000, the Murray State (10,100) game in 2001 and the Southern Illinois matchups in 2005 (10,100) and 2011 (10,136).

The Redhawks went 12-1 at home during the historical 2019-20 season.





Largest Show Me Center Crowds

vs. North Dakota State (Mar. 23, 1991)	7,064
vs. Norfolk State (Mar. 22, 1991)	6,640
vs. Austin Peay (Jan. 22, 2005)	6,607
vs. Cal-Poly Pomona (Mar. 16, 1991)	4,023
vs. Tennessee State (Feb. 3, 2001)	3,844
vs. Murray State (Jan. 14, 1999)	3,669
vs. Murray State (Feb. 23, 1999)	3,385
vs. Eastern Illinois (Feb. 20, 2000)	3,855
vs. Eastern Illinois (Feb. 17, 2001)	3,850
vs. UT Martin (Jan. 13, 2001)	3,344
vs. Central Missouri (Feb. 18, 1989)	2,982



FOLLOW THE REDHAWKS AT GOSOUTHEAST.COM



OVC CHAMPIONS • 2006-07 • 2007-08 // TOURNAMENT CHAMPS • 2006-07 • 2019-20



INTRODUCTION

ACADEMIC EXCELLENCE



The Holcomb Success Center offers Southeast Missouri student-athletes a place to study and develop as students and campus leaders.

It is located in the Student Recreation Center, just south of Houck Field. The Holcomb Success Center offers a computer lab with 18 work terminals, study areas and rooms for group meetings. The facility houses the Southeast Academic Services staff and main weight room for Redhawk student-athletes.

The beautiful facility has enhanced the outstanding work in the classroom already enjoyed by SEMO student-athletes.

Redhawk student-athletes overcame an enormous amount of adversity and disruption during the COVID-19 pandemic to cap a record 2019-20 academic year.

After recording a 3.39 grade point average in the fall, SEMO accumulated a Department of

Athletics record 3.53 spring semester GPA.

A total of 12 teams achieved a 3.21 or higher GPA during the spring term alone.

Also, five different programs, including gymnastics (3.82), women's soccer (3.78), women's basketball (3.42), men's basketball (3.26) and football (2.94) registered their highest semester GPA ever.

Women's tennis led the spring semester with a 3.88 GPA. Women's cross country (3.76), women's track & field (3.66), softball (3.60), volleyball (3.44), baseball (3.35), men's cross country (3.32) and men's track & field (3.21) completed the team GPAs in the spring term.

SEMO women's soccer has registered a 3.3 or higher GPA during each of the program's 21 years.

Southeast Missouri was named a 2019-20 Team Academic Award winner by the United Soccer

Coaches after posting a 3.70 grade point average during the last academic year.

Tutors are available for all student-athletes as needed. In addition, both attendance and academic progress is monitored through regular checks with faculty.

A special course is required for all first time student-athletes at SEMO. The course, which offers three credit hours, is part of a comprehensive program developed to address study skills and life skills topics, and thus, enhance retention and academic success for student-athletes.

Entering student-athletes are evaluated for academic preparedness and assigned to appropriate categories. Student-athletes can also receive individualized academic programs which include meeting with a mentor bi-weekly to discuss academic progress.

The Holcomb Success

Center staff works to get athletes involved in campus and community projects, as well. This is done to provide a support structure and greater opportunity for academic success. Through the NCAA's CHAMPS/Life Skills Program, the Holcomb Success Center gives student-athletes personal and professional skills in order to facilitate successful and productive futures.





SOCIAL DEVELOPMENT

Always Giving Back & Serving the Community



Student-athletes and coaches at Southeast Missouri are dedicated to giving back to the community that so generously supports them.

Redhawk women's basketball student-athletes have opportunities to participate in a variety of community service activities each year. Community involvement helps provide a support structure and greater opportunity for academic success.

We are proud of the level of commitment shown by our student-athletes and always encourage them to participate in community service projects here at SEMO.

SEMO student-athletes also have the opportunity to participate in the Redhawks BRIDGE Program. The mission of the Redhawks BRIDGE Program is to develop a comprehensive student-athlete development

program by Building Responsible Individuals and Delivering Gainful Experiences. This program provides student-athletes with both leadership and life skills experiences through interactive programming that will prepare them to be successful in life after athletics. The leadership programming will teach student-athletes about Southeast's culture and allow them to learn, develop, and apply leadership skills. The life skills programming provides educational programs designed to assist student-athletes in identifying and applying transferable skills and experiences to prepare them to succeed outside of the athletic arena.





INTRODUCTION

COMPETITIVE SUCCESS



Southeast Missouri's Strength and Conditioning program is committed to developing the total student-athlete through their experiences within a competitive training environment.

SEMO's weight room renovations at the Holcomb Success Center were completed in January, 2016.

Indoor turf, weights, equipment and lifting platforms were added as part of the renovation, which cost \$500,000. The facility now has more space and equipment to handle SEMO's larger teams or multiple teams training at the same time. Branding and new lighting were also included in the overall project.

The newly-renovated weight room enhances training with the best equipment available and is able to accommodate larger teams or multiple teams training at the same time.





Southeast Missouri's sports medicine staff strives to provide the best care possible for its student-athletes.

On Aug. 14, 2019, SEMO and SoutheastHEALTH entered a collaborative partnership in which SoutheastHEALTH will serve as comprehensive providers of orthopedic and sports medicine services for the University's NCAA Division I athletics program, its intramural and club sport participants and for the University's performing arts students.

Under the agreement, SoutheastHEALTH orthopedic and sports medicine physicians provide orthopedic, primary medical care, athletic training and physical therapy services, and invest in the University by providing diagnostic equipment and athletic training supplies, as well as scholarships for students.

SoutheastHEALTH orthopedists Dr. Anthony McPherron, Dr. Matthew Baker and Dr. Charity Jacobs, and SoutheastHEALTH sports medicine physician Andrew Lawrence serve as the official team physicians of SEMO.

The sports medicine staff begins treatments and rehabilitation starting as early as 6 a.m., and is available until the last student-athlete is through.

There are currently four sports medicine facilities on campus. The staff treats out of the Rosengarten Athletic Complex, where the primary training room is located. There are two other satellite athletic training rooms, including one at Houck Field House and one at the Show Me Center.





INTRODUCTION

PS • 2006-07 • 2019-20



2020 TOURNAMENT

OVC CHAMPIONS • 2006-07 • 2007-08





OVC CHAMPIONS • 200

OVC CHAMPIONS



MENT CHAMPS • 2006-07 • 2019-20

FOLLOW THE REDHAWKS AT GOSOUTHEAST.COM





INTRODUCTION

UNDER ARMOUR



UNDER

Southeast Missouri and Under Armour, Inc. (NYSE: UA, UAA) announced a partnership agreement. The Baltimore-based global leader in performance footwear, apparel and equipment became the official outfitter of Southeast Missouri Athletics on July 1, 2018.

As part of the multi-year agreement, Under Armour provides on-field and training gear for 15 sports. Additionally, Under Armour outfits members of the athletic department including coaches and staff.

"We are extremely excited about our partnership with Under Armour and BSN SPORTS to outfit our student-athletes and coaches with the highest quality apparel in the market," said Director of Athletics Brady

Barke. "Having two of the industry leaders in athletic apparel associated with us expands the resources available to each of our teams and significantly benefit our student-athletes."

The new official outfitter agreement includes marketing entitlement that complements Under Armour's brand marketing campaigns through print and venue presence at the University.

Southeast Missouri's athletic programs include football, men's basketball, women's basketball, baseball, men's cross country, women's cross country, softball, women's tennis, volleyball, women's soccer, men's outdoor track & field, men's indoor track & field, women's outdoor track & field, women's indoor track & field and women's gymnastics.

The Redhawks compete at the NCAA Division I level and are part of the NCAA Football Championship Subdivision (formerly I-AA) in football. Southeast first became a member of the Ohio Valley Conference when it moved to NCAA Division I in 1991-92. The Redhawks have won 57 OVC regular-season championships and 20 OVC tournament titles during their first 29 years in the league. Southeast also won seven Women's All-Sports trophies in that span.

Southeast Missouri joined the growing Under Armour roster of NCAA partners that includes the University of California, Los Angeles, University of California, Berkeley, University of Wisconsin, University of Notre Dame, Naval Academy Athletic Association,

University of Maryland, Texas Tech University, Northwestern University, University of Cincinnati, Boston College, University of Utah, University of South Carolina and Auburn University.

About Under Armour

Under Armour, Inc., headquartered in Baltimore, Maryland is a leading innovator, marketer and distributor of branded performance athletic apparel, footwear and accessories. Designed to make all athletes better, the brand's innovative products are sold worldwide to consumers with active lifestyles. The company's Connected Fitness™ platform powers the world's largest digitally connected health and fitness community.





ARMOUR



OVC CHAMPIONS • 2006-07 • 2007-08 // TOURNAMENT CHAMPS • 2006-07 • 2019-20

FOLLOW THE REDHAWKS AT GOSOUTHEAST.COM





INTRODUCTION

DR. VARGAS



Dr. Carlos Vargas became the 18th president of Southeast Missouri State University July 1, 2015, after having served as acting president at Kutztown University of Pennsylvania.

Since becoming president, Dr. Vargas has launched initiatives to marshal the resources, leverage opportunities and address a variety of challenges and needs of Southeast Missouri State University. He has set as primary goals for the institution the support for student persistence and retention.

He has encouraged and supported the identification and development of innovative academic programs, including bachelor's degrees in Unmanned Aircraft Systems, Geographic Information Science, and industrial and systems engineering. He has continued to support the globalization of

the campus through expansion of study-abroad experiences, extensive engagement of international students, and encouragement of students on campus and abroad to explore cultural interaction. He has championed the work of the President's Task Force on Diversity Education and continued emphasizing the expectations for enhancement of the teacher-scholar model. Under President Vargas' leadership, regional partnerships and collaborations have been solidified, including several joint initiatives with Three Rivers, Mineral Area and other community colleges.

Prior to assuming the presidency at Southeast, Dr. Vargas served one year as acting president of Kutztown University, where he also served as the provost and vice president for academic and student affairs.

Prior to his tenure at Kutztown,

Dr. Vargas was at Central State University in Wilberforce, Ohio, where he served as provost and vice president for academic affairs. He previously served in several roles at Kent State University (Ohio) for a total of 18 years, including founding director of the program on electron beam technology. He was also Kent's associate dean for research, interim assistant dean for research and interim assistant dean for the School of Technology. He started his tenure at Kent State in 1985 as a professor, and continued to teach until his departure from the university in 2003.

Dr. Vargas began his career in higher education at the National Autonomous University of Mexico (UNAM), from which he received a Bachelor of Science in physics.

He earned his Ph.D. in physics and aerospace science from the University of Michigan and he has

Master of Science degrees from Michigan in both physics and aerospace science. He is married to Pam Vargas, who currently serves as director of Research and Grant Development at Southeast, and they have a son, a daughter, and two granddaughters.






Southeast Missouri State Board of Regents




Edward P. Gargas
President



Phillip M. Britt



James P. Limbaugh




Tina L. Klocke



Lloyd F. Smith



Vivek Malik



Lauren Kohn
Student Representative



FOLLOW THE REDHAWKS AT **GOSOUTHEAST.COM**





INTRODUCTION

BRADY BARKE



BRADY BARKE

Director of Athletics



Brady Barke is in his fifth year as Southeast Missouri's Director of Athletics.

Barke served as the Interim Director of Athletics since July, 2015, before being named to the permanent position of Director of Athletics on June 7, 2016.

During the 2019-20 season, the Redhawks were on pace to have one of their best campaigns in the school's athletics history. SEMO won four Ohio Valley Conference titles with women's soccer and football claiming regular-season crowns and women's basketball and volleyball securing OVC Tournament championships. The Redhawks also recorded a school record 44 conference victories between the fall and winter sports.

At the time the 2019-20 season ended due to the COVID-19 pandemic, SEMO was first in the OVC Commissioner's Cup race

with 80.75 points.

Academically, SEMO's athletic teams were again strong in the classroom.

Student-athletes overcame an enormous amount of adversity and disruption to close out the 2019-20 academic year with a Department of Athletics record 3.53 spring grade point average.

That mark was the highest GPA of any semester for the Redhawks who had a total of 12 teams achieve a 3.21 or higher GPA in the spring term alone.

Also, five different programs, including gymnastics (3.82), women's soccer (3.78), women's basketball (3.42), men's basketball (3.26) and football (2.94) registered their highest semester GPAs ever.

The upcoming 2020-21 campaign marks SEMO's third year with Under Armour. Barke reached a multi-year agreement with the Baltimore-based global

leader in performance footwear, apparel and equipment that made Under Armour the official outfitter of SEMO Athletics on July 1, 2018.

As part of the multi-year agreement, Under Armour provides on-field and training gear for 15 sports. Additionally, Under Armour outfits members of the athletic department including coaches and staff.

Barke also secured bids to host SEMO's first home football playoff games. Additionally, he helped the University reach a collaborative partnership with SoutheastHEALTH. Under the agreement, SoutheastHEALTH orthopedic and sports medicine physicians provide orthopedic, primary medical care, athletic training and physical therapy services, and invest in the University by providing diagnostic equipment and athletic training supplies, as well as scholarships for students.

Most recently, new state-of-the-art Formetco digital video scoreboards were installed at both Houck Field and the Southeast Softball Complex under Barke's leadership.

A brand new 4,000-square foot baseball training facility was completed prior to the 2020 season. The \$400,000 indoor facility can fit up to four batting cages. There are portable pitching mounds as well as HitTrax and Rapsodo technology that helps improve overall player performance.

Barke hired Brad Korn as the Redhawks head men's basketball coach on Mar. 24, 2020, while navigating through the unprecedented times during the COVID-19 pandemic. Korn was the third head coach Barke hired during his tenure as Director of Athletics.

During his first year in 2016-17, Barke introduced Andy Sawyers





as the Redhawks head baseball coach and worked tirelessly on two major renovation projects.

Nearly a month after Sawyers was hired, Southeast Missouri State and the City of Cape Girardeau officially broke ground on Capaha Field. New synthetic turf, new fencing and a digital scoreboard in the outfield were added as part of the \$1.8 million project that was completed before SEMO's season-opener.

Gymnastics Coach Ashley Lawson was Barke's other hire. Lawson orchestrated a big turnaround in SEMO women's gymnastics during her first two years as head coach.

On Feb. 3, 2017, SEMO formally dedicated Holcomb Success Center. To honor the long-time service and philanthropy of Dr. John and Judy Holcomb, the University named the facility the Holcomb Success Center located in the Student Recreation Center-South. Indoor turf, weights, equipment and lifting platforms were added as part of the renovation at a cost of \$500,000. The facility now has more space and equipment to handle SEMO's larger teams or multiple teams training at the same time. Barke helped secure the Holcombs gift, the largest single cash gift in SEMO Athletics history. Major improvements were also made to the second floor of the building where athletic academic services are housed. This space provides student-athletes with places to study and features a computer lab with 30 work terminals and rooms for group meetings. Staff members assist student-athletes with life skills development, academic advising and academic progress toward degree requirements and NCAA eligibility.

Additional renovations have

been made to the nutrition area that serves as a fueling station for SEMO student-athletes at the Holcomb Success Center.

Fundraising has steadily increased under Barke's direction.

The 2018-19 campaign marked the fifth consecutive year of growth for the Redhawks Club general fund. It is the highest level of giving to the Redhawks Club general fund since 2003-04.

Barke also worked with donors to establish two new endowed scholarships for student-athletes and raised over \$60,000 to support the SEMO football program and summer school scholarships.

More than \$250,000 in pledges for the Redhawks Club unrestricted booster fund has been raised with Barke as Director of Athletics. Over \$200,000 was raised in Sponsorship & Marketing contracts each of the last two years. The 2019-20 season was the sixth-consecutive year of Sponsorship and Marketing revenues.

Barke has worked hard to enhance Redhawks branding around the community. Redhawk banners, S-E! M-O! billboards, Welcome to Redhawk Country and Your Redhawks yard signs are prominently displayed all over Cape Girardeau.

On July 1, 2020, SEMO unveiled refreshed spirit marks, including a new primary logo, wordmark and variations for its 15 athletic programs. The new brand identity will allow SEMO's athletic teams to display consistent logos, lettering and numerals, and is independent of the existing University marks.

Barke created the Redhawks Trivia Night & Auction, a sold out event that generated over \$40,000 in net revenue its first year. In addition, he launched

the Redhawks BRIDGE program which provides student-athletes with both leadership and life skills experiences through interactive programming that will prepare them to be successful in life after athletics.

Barke served as Interim Associate Director of Athletics for Compliance & Student Support Services before being named the Senior Associate to the President and Secretary to the Southeast Missouri State University Board of Regents in 2013.

He began his tenure at Southeast in 2008 as Assistant Director of Athletics for Compliance & Eligibility. Barke previously served as a governance intern with the NCAA national headquarters in Indianapolis, and as a law clerk with the Southern Illinois University-Carbondale Department of Athletics Compliance Office.

Barke has served as a member of the National Association of Athletics Compliance (NAAC), chaired the NAAC Education Committee, and was a member of the NAAC Board of Directors. He has facilitated the NCAA Regional Leadership Academy, and served on both the NCAA Sports Wagering Task Force and the Olympic Sports Liaison Committee.

Barke has a juris doctorate degree from Southern Illinois University School of Law, an MBA from Southeast Missouri State University, and a bachelor of science degree in biology from Webster University. While a student at Webster, Barke was a member of both the basketball and golf teams and was inducted into the Webster Athletic Hall of Fame.

He and his wife, Halley, are parents of three children, Mabrie, Jackson, and Kolbe.





INTRODUCTION


STAFF DIRECTORY




Nate Saverino
Associate Director of Athletics
External Affairs



Kent Phillips
Coordinator of Facilities &
Event Management




Phillip Lady
Assistant Director of Athletics
Marketing & Engagement



Jeff Honza
Assistant Director of Athletics
Strategic Communications



Adam Criblez
Faculty Athletics Representative



Morgan Harding
Assistant Strategic
Communications Director




TJ Bartels
Ticket Office Manager



Brooke Hengst
Coordinator of Student-Athlete
Development




Jeremiah Streeter
Coordinator of Student-Athlete
Development




Amanda Martin
Co-Head Athletic Trainer



Kristin Jones
Assistant Athletic Trainer




Holly McLemore
Assistant Athletic Trainer



Mike Patke
Assistant Athletic Trainer



Nathan Harrison
Assistant Athletic Trainer



Ben Fox
Co-Head Athletic Trainer




Barb Kinsey
Administrative Assistant



Tony Brutofsky
Strength & Conditioning



Brian Robbett
Strength & Conditioning




Mark Weisman
Strength & Conditioning





Billy Hoskins
Cheerleading Coach



Tatianna Parham
Sundancer Coach



Andy Sawyers
Head Baseball Coach



Matthew Kinney
Assistant Baseball Coach



Michael Cavazos
Volunteer Coach
Baseball



Brad Korn
Head Men's Basketball
Coach



Keith Pickens
Assistant Men's Basketball Coach



Dustin Yoder
Assistant Men's Basketball Coach



Sam McMahon
Assistant Men's Basketball Coach



Aaron Proctor
Director of Men's Basketball
Operations



Rekha Patterson
Head Women's
Basketball Coach



Mike Geary
Associate Head Women's
Basketball Coach



Chanté Crutchfield
Assistant Women's
Basketball Coach



Sakellie Daniels
Assistant Women's
Basketball Coach



Courtney Smith
Director of Women's Basketball
Operations



Heather Nelson
Head Women's Soccer Coach



Paul Nelson
Associate Head Women's
Soccer Coach



Kindra Lierz
Graduate Assistant
Women's Soccer



Ashley Lawson
Head Women's
Gymnastics Coach



Andavea Alexander
Assistant Women's
Gymnastics Coach





INTRODUCTION


STAFF DIRECTORY



Mark Redburn
Head Softball Coach




Kristen Jones
Assistant Softball Coach




Matthew Guemmer
Assistant Softball Coach



Mary Beth Gunn
Head Women's Tennis Coach




Phoebe Boeschen
Graduate Assistant
Women's Tennis




Eric Crumpecker
Head Track & Field Coach



Ryan Lane
Cross Country Coach
Assistant Track & Field Coach



Danielle Burbage
Assistant Track & Field Coach




Chris Navarro
Assistant Track & Field Coach



Julie Yankus
Head Women's
Volleyball Coach



Loni Kreun
Assistant Women's
Volleyball Coach



Matt Stolz
Assistant Women's
Volleyball Coach




Charles Saulberry
Graduate Assistant
Marketing & Promotions



Collin Jasper
Graduate Assistant
Men's Basketball



Charlie Balcom
Video Media
Specialist




Tom Matukewicz
Head Football Coach




Bryce Saia
Assistant Football Coach
Defensive Coordinator/Secondary



Jeremy McDowell
Assistant Football Coach
Offensive Coordinator/Quarterbacks



Matt Martin
Assistant Football Coach
Special Teams / Outside Line Backers




Tyler French
Assistant Football Coach
Inside Linebackers




STAFF DIRECTORY

INTRODUCTION



Ray Smith
Assistant Football Coach
Cornerbacks



Justin Drudik
Assistant Football Coach
Wide Receivers / Recruiting Coord.




Jerone Williams
Assistant Football Coach
Defensive Line



Jason Onyebuagu
Assistant Football Coach
Offensive Line




Andre Crenshaw
Assistant Football Coach
Running Backs



Justin Kramer
Assistant Football Coach
Tight Ends




Brett Blackman
Director of Football
Operations & Equipment




Wyatt Compton
Defensive Quality Control




Luke Berblinger
Video Coordinator
Offensive Quality Control



Lucas Orchard
Graduate Assistant
Football




Lindsey Bates
Academic Mentor



Leslie Brooks
Graduate Assistant
Compliance



Jesse Stilley
Graduate Assistant
Football




Eric Mueller
Graduate Assistant
Strategic Communications




Denisha Gardener
Graduate Assistant
Women's Basketball



Brie Johnson
Graduate Assistant
Strength & Conditioning



Corey Fatony
Graduate Assistant
Strength & Conditioning



Sawyer Becherer
Graduate Assistant
Marketing & Promotions



Kyle Kasten
Graduate Assistant
Facilities & Event Management

FOLLOW THE REDHAWKS AT GOSOUTHEAST.COM



OVC CHAMPIONS • 2006-07 • 2007-08 // TOURNAMENT CHAMPS • 2006-07 • 2019-20





2020-21



PREVIEW

The defending Ohio Valley Conference Tournament Champions, Southeast Missouri was picked to finish third in the league's 2020-21 Preseason Poll. SEMO accumulated 206 points and earned two first-place nods in the overall voting by OVC Head Coaches and Communication Directors.



PREVIEW

SEASON OUTLOOK

Southeast Missouri is in its sixth season under reigning Ohio Valley Conference Coach of the Year Rekha Patterson. SEMO posted an overall record of 25-7 and 14-4 in the OVC a year ago.

As the #3 seed, SEMO defeated Tennessee Tech on a buzzer-beater in overtime and used convincing wins over the tournament's top two seeds (#2 Belmont; #1 UT Martin) to claim its first OVC Tournament Championship since 2006-07. The team was set to learn its NCAA Tournament opponent when the both the men's and women's basketball tournaments were cancelled due to a global COVID-19 pandemic.

The 2020-21 Redhawks were predicted to finish third in the OVC Preseason Poll. SEMO tallied 206 points in the overall voting by the OVC Head Coaches and Communications Directors. The Redhawks also collected two first-place votes.

This year's squad returns each member of the coaching staff, plus Denisha Gardner joins the staff as a graduate assistant.

TEAM

The Redhawks return eight players from a season ago; including Kennedy Allen (Sr.), Roshala Scott (So.), Taelour Pruitt (Jr.), Sophia Hancock (So.), Terri Smith (R-Jr.), Tesia Thompson (Sr.), Sophie Bussard (So.), and LaTrese Saine (R-Sr.).

SEMO welcomes seven newcomers

and two transfers. Deanay Watson (Bradenton, Fla.) and Nyrobi Pillers (Atlanta, Ga.) are the transfers. Freshmen Chandler Davis (Alpharetta, Ga.), Briana Johns (Alexandria, Va.), Shymaryia Christopher (Magnolia, Ark.), Ambrea Gentle (Evanston, Ill.), and Michaela Mayfield (Gurdon, Ark.) complete the 2020-21 roster.

Watson comes to SEMO after two seasons with Three Rivers. She averaged 13.6 points, 5.6 rebounds, 1.5 steals and 1.1 assists per game a year ago. Pillers joins the Redhawks squad from Colby Community Col-

lege where she averaged 11 points and 7.3 rebounds.

Christopher is from Cabot High School where she averaged 27.7 points, 5.6 rebounds and 3.4 steals as a senior. Christopher was the top scorer in the state of Arkansas in 2019.

Davis finished her high school career at Saint Francis averaging 11.1 points and 3.5 steals. She helped lead her team to two final four appearances in consecutive years as a sophomore and junior.

Johns, who will split time as a guard and forward, was a four-year starter for Thomas Edison High School. She led her team to back-to-back state championship games and was a state finalist as a freshman.

PRESEASON ALL-OVC

Thompson, who hails from Memphis, Tennessee, was named Preseason All-OVC for the third-straight year in 2020-21.

Last season, Thompson averaged 19.7 points and 7.7 rebounds in 30.6 minutes per game. She ranked nationally in free throw attempts (14th, 206), free throws made (12th, 160) and points per game (17th, 19.7). Thompson was named to the OVC All-Tournament Team and earned tournament MVP honors after recording 93 points, 30 rebounds and 18 assists in three postseason contests.





Her Hoop Stats named Thompson to the 2021 Becky Hammon Mid-Major Player of the Year Award Preseason Watch List in November.

“Tesia has been a talented player since the day she stepped foot on our campus,” said Patterson. “She has continued to improve and add new elements to her game throughout her career. Her play last season, especially during the OVC Tournament, showed that she is one of the most talented players in this league.”

GUARDS

There are eight guards on this year’s team highlighted by four returnees. Thompson, Pruitt, Scott, and Bussard are the five returning from 2019-20.

Smith will play for the first time in a SEMO uniform after sitting out the past season due to NCAA Division I transfer regulations.

Davis, Watson, Christopher and Johns add depth to the guards. Johns also has the ability to play the forward spot.

Pruitt was selected to represent the OVC in the NCAA Division I Women’s Basketball Student-Athlete Engagement Group. The group serves as an amplifying voice for women’s basketball players on key initiatives, legislation and various issues. The group was formed in collaboration with the Women’s Basketball Coaches Association (WBCA) and is the first of its kind at the NCAA. It consists of



current student-athletes from each of the 32 conferences that make up Division I basketball.

“Taelour is a young lady who recognizes that she has a voice and that this is an opportunity for her voice to be heard,” said Rekha Patterson. “I am proud of her growth and desire to be the voice of so many that she represents.”

FRONTCOURT

SEMO’s frontcourt consists of Allen (6’1), Hancock (5’10), Saine (6’4), Pillers (6’0), Gentle (6’2), and Mayfield (5’10). Allen, Hancock, and Saine are back from last season.

Saine appeared in every game off the bench, averaging 13.5 minutes of play. She led the team with 48 blocks and had 138 rebounds. In her career, Saine has 109 blocks and ranks second-best in program history. Pam Iversen and Vera Roberts hold the record with 115 blocks.

Meanwhile, Allen is returning from a season-ending Achilles injury (vs. UT Martin, on Feb. 13). Allen had dished out 12 blocks with 36 rebounds and 25 points prior to her injury.

Hancock appeared in 18 games off the bench for the Redhawks, logging eight rebounds and an assist.

Gentle joins the team as the lone center from Evanston Township High School where she averaged 13.8 points and 8.2 rebounds. Mayfield finished her high school career averaging 19.6 points, and 9.5 rebounds. Pillers averaged 11 points and 7.3 rebounds at Colby Community College and was named KJCC All-Conference Team.

SCHEDULE

SEMO has 25 regular-season games scheduled, including 14 at the Show Me Center.

The Redhawks will play four of their five non-conference opponents at home. SEMO will tip off the season against Missouri Baptist (Nov. 28) in Cape Girardeau.

SEMO will host University of Health Sciences and Pharmacy (Dec. 1),





PREVIEW

SEASON OUTLOOK

Eastern Michigan (Dec. 6), and Western Illinois (Dec. 11). The Redhawks will then hit the road to face long-time rival Southern Illinois (Dec. 13) before beginning OVC play.

In order to help address issues associated with the delayed start date and to be responsive to a desire to provide additional contests within the geographic region, the schedules increased from 18 to 20 conference games for the 2020-21 season. Overall teams will play every OVC team once and nine schools twice.

In order to give teams flexibility to complete their non-conference schedules, schools were given discretion to schedule their two games with their "travel partner" separate from the 18-game conference schedule. One of those two games must be scheduled before the holiday break and the other can be scheduled any time during the basketball season.

SEMO starts conference play against UT Martin (Dec. 18) at home. SEMO will face UT Martin twice this year along with Tennessee Tech, Murray State, Austin Peay, Morehead State, Eastern Kentucky, SIU Edwardsville, Eastern Illinois and Tennessee State.

The Redhawks will travel to Belmont (Jan. 7) and host Jacksonville State (Feb. 6), completing the OVC slate.

The 2021 OVC Women's Basketball Tournament is scheduled for March 3-6 at the Ford Center in Evansville, Indiana. It marks the fourth year in

a row the event will be held at the venue.

Teams will follow approved safety protocols established in partnership with the NCAA's Core Principles of Resocialization of Collegiate Basketball and OVC guidance as it evolves based on science.



2020-21 Predicted Order of Finish

1.	UT Martin (22 votes)	242
2.	Belmont	210
3.	Southeast Missouri (2)	206
4.	Tennessee Tech	172
5.	Eastern Illinois	157
6.	Jacksonville State	129
7.	Morehead State	119
8.	Murray State	104
9.	Austin Peay	104
10.	Eastern Kentucky	73
11.	SIUE	36
12.	Tennessee State	29

Preseason Player of the Year

Chelsey Perry, UT Martin

Preseason All-OVC Team

Tesia Thompson, SEMO*

Chelsey Perry, UT Martin*

Maddie Waldrop, UT Martin*

Karle Pace, Eastern Illinois*

Macey Turley, Murray State*

Kesha Brady, Tennessee Tech*

Lariah Washington, Eastern Illinois*%

Alexis Burpo, Murray State#

Ariel Kirkwood, Morehead State#%

Jamilyn Kinney, Belmont#

Taylor Hawks, Jacksonville St.#

*-1st Team All-OVC in 2019-20

#-2nd Team All-OVC in 2019-20

%- OVC All-Newcomer Team in 2019-20



QUICK FACTS

PREVIEW



General Information

School Southeast Missouri State
 Location Cape Girardeau, Mo.
 Founded 1873
 Enrollment 11,502
 Nickname Redhawks
 Colors Red & Black
 Affiliation NCAA Division I (FCS)
 Conference Ohio Valley
 President Dr. Carlos Vargas
 Director of Athletics Brady Barke

Facility Information

Stadium (Capacity) Show Me Center (7,373)
 Year Constructed 1987

Women's Basketball History

First Season 1975-76
 First Year Division I/OVC 1991-92
 All-Time Record 651-580
 Division I Record 375-330
 All-Time OVC Record 218-246
 OVC Championships/Last 2 / 2008
 OVC Tournament Appearances/Last 19 / 2020
 OVC Tournament Titles/Last 2 / 2020
 NCAA Tournament Appearances/Last 1 / 2007
 WNIT Appearances/Last 1 / 2008
 Last Postseason Opponent UT Martin (OVC Tourn)
 Result W, 67-47

Team Information

2019-20 Record 25-7
 Home 12-1
 Away 10-6
 OVC Record/Finish 14-4/3rd
 Starters Returning/Lost 3/2
 Newcomers 7



OVC CHAMPIONS • 2006-07 • 2007-08 // TOURNAMENT CHAMPS • 2006-07 • 2019-20


FOLLOW THE REDHAWKS AT GOSOUTHEAST.COM





PREVIEW

2020-21 TEAM



Kennedi Allen

F • 6-1 • Sr.
Little Rock, Ark.
Corporate
Communications



Roshala Scott

G • 5-8 • So.
Earle, Ark.
Athletic Training



Chandler Davis

G • 5-8 • Fr.
Alpharetta, Ga.
Athletic Training




Briana Johns

G • 5-6 • Jr.
Arlington, Texas
Exploratory



Taelour Pruitt

G • 5-6 • Jr.
Arlington, Texas
Exploratory




Sophia Hancock

F • 5-10 • So.
Puxico, Mo.
Exploratory



Deanay Watson

G • 5-10 • Jr.
Bradenton, Fla.
Marketing /
Psychology




Nyrobi Pillers

F • 6-0 • Jr.
Atlanta, Ga.
Entrepreneurship



Shymaryia Christopher

G • 5-6 • Fr.
Magnolia, Ark.
General Studies




Tesia Thompson

G • 5-10 • Sr.
Memphis, Tenn.
General Studies



Terri Smith

G • 5-7 • R-Jr.
Harvest, Ala.
Psychology




Sophie Bussard

G • 5-8 • So.
Silver Lake, Ind.
Mental Health
Counseling




Ambrea Gentle

C • 6-2 • Fr.
Evanston, Ill.
Communications Disorders



LaTrese Saine

F • 6-4 • R-Sr.
West Memphis, Ark.
Corporate Communications



Michaela Mayfield

F • 5-10 • Fr.
Gurdon, Ark.
General Studies



Rekha Patterson

Head Coach
Sixth Season



Mike Geary

Associate Head Coach
Second Season



Chanté Crutchfield

Assistant Coach /
Recruiting Coordinator
Sixth Season



Sakellie Daniels

Assistant Coach
Second Season



Courtney Smith

Director of Operations
Second Season



Denisha Gardener

Graduate Assistant
First Season





#	Name	Ht.	Pos.	Class	Hometown / Previous School
1	Kennedi Allen	6-1	F	Sr.	Little Rock, Ark. / Little Rock Central HS
2	Roshala Scott	5-8	G	So.	Earle, Ark. / Earle HS
3	Chandler Davis	5-5	G	Fr.	Alpharetta, Ga. / Saint Francis HS
4	Briana Johns	5-11	G/F	Fr.	Alexandria, Va. / Thomas Edison HS
10	Taelour Pruitt	5-6	G	Jr.	Arlington, Texas / Crowley HS
12	Sophia Hancock	5-10	F	So.	Puxico, Mo. / Puxico HS
13	Deanay Watson	5-10	G	Jr.	Brandenton, Fla. / Three Rivers CC
14	Nyrobi Pillers	6-0	F	Jr.	Atlanta, Ga. / Colby CC
23	Shymaryia Christopher	5-6	G	Fr.	Magnolia, Ark. / Cabot HS
24	Tesia Thompson	5-10	G	Sr.	Memphis, Tenn. / Hamilton HS
30	Terri Smith	5-7	G	R-Jr.	Harvest, Ala. / Western Kentucky
34	Sophie Bussard	5-8	G	So.	Silver Lake, Ind. / Tippecanoe Valley HS
35	Ambrea Gentle	6-2	C	Fr.	Evanston, Ill. / Evanston HS
40	LaTrese Saine	6-4	F	R-Sr.	West Memphis, Ark. / West Memphis HS
44	Michaela Mayfield	5-10	F	Fr.	Gurdon, Ark. / Gurdon HS

Head Coach:	Rekha Patterson (Sixth Season North Carolina A&T, 2001)
Associate Head Coach:	Mike Geary (Second Season Aquinas College, 1979)
Assistant Coaches:	Chanté Crutchfield (Sixth Season Texas Arlington, 2000) Sakellie Daniels (Second Season Charlotte, 2006)
Director of Operations:	Courtney Smith (Second Season Northern Illinois, 2006)
Graduate Assistant:	Denisha Gardener (First Season Southeast Missouri, 2020)





PREVIEW

ROSTER BREAKDOWN



L-R: Tesia Thompson,
Kennedi Allen, LaTrese Saine



L-R: Nyrobi Pillers, Taelour Pruitt,
Terri Smith, Deanay Watson



L-R: Sophia Hancock,
Roshala Scott, Sophie Bussard



L-R: Briana Johns, Michaela Mayfield, Ambrea
Gentle, Shymaryia Christopher, Chandler Davis





From L-R: Ambrea Gentle, Deanay Watson, Kennedy Allen, Michaela Mayfield, Sophie Bussard, LaTrese Saine, Briana Johns, Tesia Thompson, Taelour Pruitt, Shymaryia Christopher, Nyrobi Pillers, Sophia Hancock, Terri Smith, Chandler Davis, Roshala Scott

CLASS

Freshmen	5
Chandler Davis	
Briana Johns	
Shymaryia Christopher	
Ambrea Gentle	
Michaela Mayfield	
Sophomore	3
Roshala Scott	
Sophia Hancock	
Sophie Bussard	
Junior	4
Taelour Pruitt	
Deanay Watson	
Nyrobi Pillers	
Terri Smith	
Seniors	3
Kennedi Allen	
Tesia Thompson	
LaTrese Saine	

POSITION

Guard	9
Roshala Scott	
Chandler Davis	
Briana Johns*	
Taelour Pruitt	
Deanay Watson	
Shymaryia Christopher	
Tesia Thompson	
Terri Smith	
Sophie Bussard	
Forward	6
Kennedi Allen	
Briana Johns*	
Sophia Hancock	
Nyrobi Pillers	
LaTrese Saine	
Michaela Mayfield	
Center	1
Ambrea Gentle	

PRONUNCIATION GUIDE

Roshala Scott.....	Row-ShAY-La
Deanay Watson.....	Da-Nay
Nyrobi Pillers.....	NY-robe-EE
Shymaryia Christopher.....	Shy-Mare-EA
Taelour Pruitt.....	Taylor
Tesia Thompson.....	TEE-see-UH
Sophie Bussard.....	Buzzard
LaTrese Saine.....	La-Tree-S Sane
Rekha Patterson.....	ree-KUH





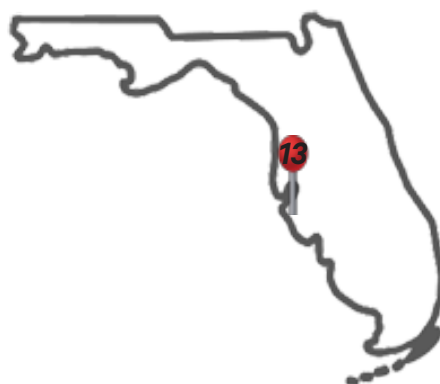

WHERE WE ARE FROM...



<u>No.</u>	<u>Name</u>	<u>Hometown</u>
1	Kennedi Allen	Little Rock, Ark.
2	Roshala Scott	Earle, Ark.
3	Chandler Davis	Alpharetta, Ga.
4	Briana Johns	Alexandria, Va.
10	Taelour Pruitt	Arlington, Texas
12	Sophia Hancock	Puxico, Mo.
13	Deanay Watson	Brandenton, Fla.
14	Nyrobi Pillers	Atlanta, Ga.

<u>No.</u>	<u>Name</u>	<u>Hometown</u>
23	Shymaryia Christopher	Magnolia, Ark.
24	Tesia Thompson	Memphis, Tenn.
30	Terri Smith	Harvest, Ala.
34	Sophie Bussard	Silver Lake, Ind.
35	Ambrea Gentle	Evanston, Ill.
40	LaTrese Saine	West Memphis, Ark.
44	Michaela Mayfield	Furdon, Ark.








PREVIEW

2020-21 SCHEDULE

OVC CHAMPIONS • 2006-07 • 2007-08 // TOURNAMENT CHAMPS • 2006-07 • 2019-20

Sunday	Monday	Tuesday	Wednesday	Thursday	Friday	Saturday
			November	26	27	28 
29	30	1 December 	2	3	4	5
6 	7	8	9	10	11 	12
13 	14	15	16	17	18	19 
20	21	22	23	24	25	26
27	28	29	30 	31	1 January	2 
3	4	5	6	7 	8	9 
10	11	12	13	14 	15	16 

- AWAY

All home games played at the Show Me Center

All times Central and subject to change.

6 HOME

2020-21 **SOUTHEAST MISSOURI** WOMEN'S BASKETBALL





Sunday	Monday	Tuesday	Wednesday	Thursday	Friday	Saturday
17	18	19	20	21 	22	23
24	25	26	27	28 	29	30
31	1 February 	2	3	4 	5	6
7	8	9	10	11 	12	13
14	15	16	17	18 	19 	20
21	22	23	24	25 	26	27
28	1 March	2	3 	4 OVC TOURNAMENT	5	6

- AWAY

- HOME

All home games played at the Show Me Center

All times Central and subject to change.

FOLLOW THE REDHAWKS AT GOSOUTHEAST.COM





PREVIEW

2020-21 SCHEDULE

Date	Day	Opponent	Location	Time
Nov. 28	Saturday	Missouri Baptist	Show Me Center	2:00 PM
Dec. 1	Tuesday	Univ. Health Science and Pharmacy	Show Me Center	6:30 PM
Dec. 6	Sunday	Eastern Michigan	Show Me Center	2:00 PM
Dec. 11	Friday	Western Illinois	Show Me Center	6:30 PM
Dec. 13	Sunday	Southern Illinois	Carbondale, Ill.	2:00 PM
Dec. 19	Saturday	UT Martin*	Show Me Center	2:00 PM
Dec. 30	Wednesday	Tennessee Tech*	Cookeville, Tenn.	5:00 PM
Jan. 2	Saturday	Tennessee State*	Show Me Center	2:00 PM
Jan. 7	Thursday	Belmont*	Nashville, Tenn.	4:00 PM
Jan. 9	Saturday	Tennessee State*	Nashville, Tenn.	1:00 PM
Jan. 14	Thursday	Murray State*	Show Me Center	5:00 PM
Jan. 16	Saturday	Austin Peay*	Show Me Center	2:00 PM
Jan. 21	Thursday	Morehead State*	Morehead, Ky.	3:00 PM
Jan. 23	Saturday	Eastern Kentucky*	Richmond, Ky.	12:00 PM
Jan. 28	Thursday	SIU Edwardsville*	Show Me Center	5:00 PM
Jan. 30	Saturday	Eastern Illinois*	Show Me Center	2:00 PM
Feb. 1	Monday	UT Martin*	Martin, Tenn.	7:00 PM
Feb. 4	Thursday	Tennessee Tech*	Show Me Center	5:00 PM
Feb. 6	Saturday	Jacksonville State*	Show Me Center	2:00 PM
Feb. 11	Thursday	Murray State*	Murray, Ky.	4:30 PM
Feb. 13	Saturday	Austin Peay*	Clarksville, Tenn.	1:00 PM
Feb. 18	Thursday	Eastern Kentucky*	Show Me Center	5:00 PM
Feb. 19	Friday	Morehead State*	Show Me Center	5:00 PM
Feb. 25	Thursday	Eastern Illinois*	Charleston, Ill.	4:30 PM
Feb. 27	Saturday	SIU Edwardsville*	Edwardsville, Ill.	1:00 PM
Ohio Valley Conference				
Mar. 3	Wednesday	Ohio Valley Conference	Evansville, Ind.	TBA
Mar. 4	Thursday	Ohio Valley Conference	Evansville, Ind.	TBA
Mar. 5	Friday	Ohio Valley Conference	Evansville, Ind.	TBA
Mar. 6	Saturday	Ohio Valley Conference	Evansville, Ind.	TBA

Home games in **BOLD** and played at the Show Me Center.

*-Denotes Ohio Valley Conference Games

All home and conference games will be broadcasted on ESPN+.

All games are available on SEMOESPN.

NOTE: All games are subject to change.





MISSOURI BAPTIST

Nov. 28, 2:00 PM

University Information:

Location:
Founded:
Enrollment:
Colors:
Nickname:
Conference:
Facility:

Team Information:

Head Coach:
School Record:
2019-20 Record:
SEMO vs:
Last Meeting:

Athletics Communication:

SID:
Email:
Website:



UNIV. OF HEALTH SCIENCE & PHARMACY

Dec. 1, 6:30 PM

University Information:

Location: St. Louis, Mo.
Founded: 1864
Enrollment: 698
Colors: Purple & Yellow
Nickname: Eutectic
Conference: AMC (NAIA)
Facility: STLCOP Gymnasium

Team Information:

Head Coach: Jeff Reis
School Record: First Season
2019-20 Record: 10-19 (7-17 AMC)
SEMO vs: SEMO leads 1-0
Last Meeting: W, 91-45
Oct. 30, 2019 | Show Me Center

Athletics Communication:

SID: Briana Hepfinger
Email: briana.hepfinger@stlcop.edu
Website: eutecticsports.com



EASTERN MICHIGAN

Dec. 6, 2:00 PM

University Information:

Location: Ypsilanti, Mich.
Founded: 1849
Enrollment: 16,997
Colors: Green & White
Nickname: Eagles
Conference: MAC
Facility: Convocation Center (8,754)

Team Information:

Head Coach: Fred Castro
School Record: 47-77 (5th)
2019-20 Record: 16-15 (9-9 MAC)
SEMO vs: SEMO trails 0-1
Last Meeting: L, 69-64
Nov. 19, 2019 | Ypsilanti, Mich.

Athletics Communication:

SID: Alex Jewell
Email: ajewell3@emich.edu
Website: emueagles.com



WESTERN ILLINOIS

Dec. 11, 6:30 PM

University Information:

Location: Macomb, Ill.
Founded: 1899
Enrollment: 8,166
Colors: Purple & Gold
Nickname: Leathernecks
Conference: Summit League
Facility: Western Hall (4,421)

Team Information:

Head Coach: JD Gravina
School Record: 136-111 (9th)
2019-20 Record: 15-15 (9-7 Summit)
SEMO vs: SEMO trails 6-7
Last Meeting: L, 97-91
Dec. 17, 2019 | Macomb, Ill.

Athletics Communication:

SID: Matthew Hutchison
Email: mw-hutchison@wiu.edu
Website: goleathernecks.com



SOUTHERN ILLINOIS

Dec. 13, 2:00 PM

University Information:

Location: Carbondale, Ill.
Founded: 1869
Enrollment: 12,817
Colors: Maroon & White
Nickname: Salukis
Conference: Missouri Valley
Facility: SIU Arena (9,000)

Team Information:

Head Coach: Cindy Stein
School Record: 106-108 (9th)
2019-20 Record: 16-13 (8-10 MVC)
SEMO vs: SEMO trails 30-7
Last Meeting: W, 79-65
Dec. 7, 2019 | Show Me Center

Athletics Communication:

SID: Will Becque
Email: william.becque@siu.edu
Website: siusalukis.com



UT MARTIN

Dec. 19 & Feb. 1

University Information:

Location: Martin, Tenn.
Founded: 1900
Enrollment: 6,705
Colors: Navy, Orange & White
Nickname: Skyhawks
Conference: Ohio Valley
Facility: Elam Center (4,300)

Team Information:

Head Coach: Kevin McMillan
School Record: 218-132 (11th)
2019-20 Record: 22-10 (16-20VC)
SEMO vs: SEMO trails 30-39
Last Meeting: W, 67-47
Mar. 7, 2020 | OVC Tournament

Athletics Communication:

SID: Alex Boggis
Email: daboggis@utm.edu
Website: utmsports.com





PREVIEW

OPPONENTS



TENNESSEE TECH

Dec. 30 & Feb. 4

University Information:

Location: Cookeville, Tenn.
Founded: 1915
Enrollment: 10,504
Colors: Purple & Gold
Nickname: Golden Eagles
Conference: Ohio Valley
Facility: Eblen Center

Team Information:

Head Coach: Kim Rosamond
School Record: 56-66
2019-20 Record: 17-13 (10-8 OVC)
SEMO vs: SEMO trails 32-21
Last Meeting: W, 82-81 OT
Mar. 5, 2020 | OVC Tournament

Athletics Communication:

SID: Thomas Corhern
Email: tcorhern@tnitech.edu
Website: ttusports.com



TENNESSEE STATE

Jan. 2 & Jan. 9

University Information:

Location: Nashville, Tenn.
Founded: 1912
Enrollment: 9,165
Colors: Reflex Blue & White
Nickname: Lady Tigers
Conference: Ohio Valley
Facility: Gentry Center

Team Information:

Head Coach: Ty Evans
School Record: First Season
2019-20 Record: 4-24 (2-16 OVC)
SEMO vs: SEMO leads 25-22
Last Meeting: W, 83-54
Jan. 11, 2020 | Show Me Center

Athletics Communication:

SID: Zekeya A. Harrison
Email: zanderson01@tnstate.edu
Website: tsutigers.com



BELMONT

Jan. 7, 4:00 PM

University Information:

Location: Nashville, Tenn.
Founded: 1892
Enrollment: 8,318
Colors: Navy Blue, Red, White
Nickname: Bruins
Conference: Ohio Valley
Facility: Curb Event Center

Team Information:

Head Coach: Bart Brooks
School Record: 48-16 (3rd)
2019-20 Record: 22-9 (16-2 OVC)
SEMO vs: SEMO trails 12-5
Last Meeting: W, 114-99
Mar. 6, 2020 | OVC Tournament

Athletics Communication:

SID: Seth Raborn
Email: seth.raborn@belmont.edu
Website: belmontbruins.com



MURRAY STATE

Jan. 14 & Feb. 11

University Information:

Location: Murray, Ky.
Founded: 1922
Enrollment: 9,466
Colors: Navy Blue & Gold
Nickname: Racers
Conference: Ohio Valley
Facility: CFSB Center

Team Information:

Head Coach: Rechelle Turner
School Record: 38-52 (4th)
2019-20 Record: 14-16 (7-11 OVC)
SEMO vs: SEMO leads 35-29
Last Meeting: W, 88-73
Jan. 18, 2020 | Show Me Center

Athletics Communication:

SID: Parker Griffith
Email: pgriffith2@murraystate.edu
Website: goracers.com



AUSTIN PEAY

Jan. 16 & Feb. 13

University Information:

Location: Clarksville, Tenn.
Founded: 1927
Enrollment: 9,835
Colors: Red & White
Nickname: Governors
Conference: Ohio Valley
Facility: Dunn Center (7,257)

Team Information:

Head Coach: David Midlick
School Record: 73-77 (10th)
2019-20 Record: 18-12 (9-9 OVC)
SEMO vs: SEMO trails 34-25
Last Meeting: W, 81-43
Jan. 16, 2020 | Show Me Center

Athletics Communication:

SID: Casey Crigger
Email: criggerc@apsu.edu
Website: letsgopeay.com



MOREHEAD STATE

Jan. 21 & Feb. 19

University Information:

Location: Morehead, Ky.
Founded: 1887
Enrollment: 10,200
Colors: Blue & Gold
Nickname: Eagles
Conference: Ohio Valley
Facility: Johnson Arena

Team Information:

Head Coach: Greg Todd
School Record: 98-90
2019-20 Record: 10-20 (6-12 OVC)
SEMO vs: SEMO leads 24-21
Last Meeting: W, 67-61
Jan. 30, 2020 | Morehead, Ky.

Athletics Communication:

SID: Ryan Frye
Email: rhfrye@moreheadstate.edu
Website: msueagles.com





EASTERN KENTUCKY

Jan. 23 & Feb. 18

University Information:

Location: Richmond, Ky.
Founded: 1906
Enrollment: 16,881
Colors: Maroon & White
Nickname: Colonels
Conference: Ohio Valley
Facility: McBrayer Arena

Team Information:

Head Coach: Samantha Williams
School Record: 11-18 (2nd)
2019-20 Record: 11-18 (5-13 OVC)
SEMO vs: SEMO trails 30-17
Last Meeting: W, 60-44
Feb. 1, 2020 | Richmond, Ky.

Athletics Communication:

SID: Chris Wells
Email: christofer.wells@eku.edu
Website: ekusports.com



SIU EDWARDSVILLE

Jan. 28 & Feb. 27

University Information:

Location: Edwardsville, Ill.
Founded: 1957
Enrollment: 14,142
Colors: White & Red
Nickname: Cougars
Conference: Ohio Valley
Facility: Vadalabene Center

Team Information:

Head Coach: Paula Buscher
School Record: 95-118
2019-20 Record: 3-26 (1-17 OVC)
SEMO vs: SEMO leads 27-19
Last Meeting: W, 80-57
Feb. 15, 2020 | Show Me Center

Athletics Communication:

SID: Eric Hess
Email: ehess@siue.edu
Website: siuecougars.com



EASTERN ILLINOIS

Jan. 30 & Feb. 25

University Information:

Location: Charleston, Ill.
Founded: 1899
Enrollment: 7,526
Colors: Blue, Gray & White
Nickname: Panthers
Conference: Ohio Valley
Facility: Lantz Arena

Team Information:

Head Coach: Matt Bollant
School Record: 33-56 (4th)
2019-20 Record: 19-12 (12-6 OVC)
SEMO vs: SEMO leads 28-20
Last Meeting: W, 72-56
Feb. 27, 2020 | Show Me Center

Athletics Communication:

SID: Rich Moser
Email: rlmoser@eiu.edu
Website: eiupanthers.com



JACKSONVILLE STATE

Feb. 6, 2:00 PM

University Information:

Location: Jacksonville, Ala.
Founded: 1883
Enrollment: 8,567
Colors: Red & White
Nickname: Gamecocks
Conference: Ohio Valley
Facility: Pete Mathews Coliseum

Team Information:

Head Coach: Rick Pietri
School Record: 104-104
2019-20 Record: 14-16 (10-8 OVC)
SEMO vs: SEMO leads 16-7
Last Meeting: L, 72-51
Feb. 20, 2020 | Jacksonville, Ala.

Athletics Communication:

SID: Daniel Porter
Email: dporter2@jsu.edu
Website: jsugamecocks.com







2020-21



COACHES

Rekha Patterson begins her sixth year as head coach at Southeast Missouri. She was named Ohio Valley Conference Coach of the Year following the Redhawks historic 2019-20 campaign.



COACHES

REKHA PATTERSON



REKHA PATTERSON

Head Coach

Sixth Season // North Carolina A&T, 2001

In just five seasons, Rekha Patterson has elevated the Southeast Missouri State Women's Basketball program from a preseason last place selection in 2015 to winning the 2020 OVC Conference Tournament Championship. This collection of talent, earned the league's automatic bid to the NCAA tournament, a first in 13 years and was projected to win a 1st round game before being cancelled due to COVID.

As Patterson enters her sixth season at the helm, she and her staff have been able to recruit, retain and develop a plethora of talented student-athletes. They have tutored a Conference Tournament MVP, Freshman of the Year, the 1st ever in program history Defensive Player of the Year and an All-OVC performer in each season.

In her fifth season, Patterson was named OVC Coach of the Year as she led the Redhawks to a 25-7 overall record and third-place finish to the regular season with a 14-4 mark in OVC play. It was SEMO's highest OVC finish since the 2007-08 season. The 2019-20 team also had the highest winning percentage in the Division I era and were ranked 21st in the final CollegeInsider.com Mid-Major Poll following the historic 2019-20 season.

Patterson has guided the Redhawks to five-consecutive Ohio Valley Conference Tournament appearances, a first since 2005-09. Patterson also lead the Redhawks to just the second OVC Tournament title in program history and first since 2006-07.

The 19-20 Redhawks achieved their success after being predicted to place sixth in the league's preseason poll. Statistically, SEMO led the OVC in scoring offense (74.5 ppg) and scoring margin (+10.6), while ranking third with a .343 three-point field goal percentage. The team also achieved an 11 game winning streak during conference play.

The Redhawks finished their non-conference slate with an 8-3 record. SEMO recorded a dominating 70-53 win over SEC member Ole Miss for its first road win over an SEC school in program history. This was just the second all-time win against a SEC foe in program history and first since 1998.

SEMO went 3-0 in the tournament to earn the automatic berth to the NCAA Tournament before the season ended abruptly due to COVID-19. The Redhawks outscored their opponents 263-227 in the

tournament, garnering double-digit victories against the tourney's top-two seeded teams.

Patterson garnered her first OVC Tournament win with an 82-81 overtime win over Tennessee Tech in the first round of the 2020 tournament. Taelour Pruitt's long range step back 3-pointer at the buzzer against Tennessee Tech sent SEMO to the semifinals against No. 2 Belmont. The buzzer beater was the top play on ESPN SportsCenter Top-10 on March 6, 2020.

SEMO shattered program and conference records with a 114-99 victory over No. 2 Belmont in the semifinals of the OVC Tournament. Tesia Thompson scored a career-high 39 points, Carrie Shephard poured in 29 and Taelour Pruitt added 21 in the record-setting game that ended Belmont's streak of four-straight OVC Tournament titles.

The Redhawks broke OVC Tournament single-game records in points scored and 3-point field goal percentage (82.4 percent). SEMO missed only three times from beyond the arc going a staggering 14-of-17. Combined, SEMO and Belmont scored 213 points, also an OVC Tournament record for total points in a game.

A day after a staggering offensive showcase, #3 SEMO used a remarkable defensive effort to stomp #1 UT Martin and win the 2020 OVC Tournament Title. Defensively, SEMO held UTM to only 33.3 percent (18-of-54) from the field and did not give up a 3-pointer to a Skyhawk team which entered the game as the second-most accurate 3-point shooting team in OVC play. The Skyhawks had a 3-pointer in every game this year except this one. They were 0-of-11 from beyond the arc.

The Redhawks 2019-20 All-OVC honorees include Tesia Thompson (First-Team, OVC All-Tournament Team MVP), Carrie Shephard (First-Team, OVC All-Tournament Team), and Taelour Pruitt (OVC All-Tournament Team).

In the last three seasons, Patterson has mentored Thompson who secured her third-straight All-OVC accolade following the 2019-20 season. She was named OVC Freshman of the Year before claiming first-team honors in back-to-back seasons. She averages 19.6 points and 7.8 rebounds per game in conference play, ranking third and ninth in the OVC in those categories, respectively. Thompson dished out 41 assists, five blocks and 25 steals, as well. For the year, she averaged 18.6 points per game as the Redhawks top scorer.

Thompson became just the 10th Redhawk in the Division I era to surpass 1,000 points. She reached the milestone at Ole Miss (Dec. 14) in the first quarter.

Patterson also mentored Shephard, who broke her own SEMO single-season record in 3-pointers made with 88 this past year. In her junior and senior seasons, Shephard made a combined 161 three-pointers which place her fourth all-time at SEMO in career 3-pointers made. She is second on the team in scoring with 16.6 points per game and leads the team with 67 steals and rates second with 101 assists.

In 2018-19, four Redhawks logged over 200 points, with Tesia Thompson leading the team and the conference with 529 points. Carrie Shephard (288), Murphy (258) and Jocelyn Taylor (234) also scored over 200 points. Carrie Shephard set the single-season record for three-pointers attempted (217) and three-pointers made (73).



REKHA PATTERSON

COACHES



In 2017-18, Patterson mentored Thompson, the first to gain All-OVC Newcomer, All-OVC Second Team and later named OVC Freshman of the Year honors in the same year. Murphy was named OVC Defensive Player of the Year, the first honor for a Redhawk. The Redhawks recorded the first ever pre-season WNIT victory over Saint Francis (82-50).

In 2016-17, Patterson mentored Bri Mitchell, the first First Team All-OVC performer out of Southeast since Missy Whitney in 2007-08.

Mitchell and fellow 2016-17 senior Olivia Hackmann both topped the 1,000-point marks in their Redhawk careers. As a team, Southeast ranked second in the league in assists (479), fewest turnovers, scoring offense (73.9 points per game), and 3-point shooting percentage (34.9%). Individually, point guard Adrianna Murphy led the OVC in assists per game (5.8) and second in total assists (174).

In her first season as head coach, Patterson guided the Redhawks to their first winning season in seven years, posting an even 15-15 overall record and an 8-8 Ohio Valley Conference record. The Redhawks, who were picked to finish last in the 12-team league, finished tied for fifth in Patterson's first season. In addition, Southeast punched its ticket to the OVC Tournament for the first time since 2009 under Patterson's tutelage. Junior guard, Bri Mitchell was a Second Team All-OVC performer.

Statistically, the Redhawks ranked 13th nationally in rebounds per game, averaging 43.4 board per game. That figure ranked second in the OVC. Southeast's 28 defensive rebounds per game ranked 24th nationally, third in the OVC.

Of the eight head coaches in the history of Southeast Missouri women's basketball, Patterson became the fourth to record a winning season in their first year at the helm of the program.



The Rekha Patterson File

Hometown

- Red Spring, North Carolina

Family

- Daughter of Tim Heath and Eva Patterson-Heath

Education

- North Carolina A&T, 2001 (bachelor's degree in Public Relations)
- Baylor, 2004 (master's degree in Education with an emphasis in Sport Management)

Playing Career

- Four-year letterwinner; two-time team captain, North Carolina A&T (1997-2001)

Coaching Career

Year	School	Position	Record	Conf. Finish
2002-03	Baylor	Graduate Assistant Coach	24-11, 8-8 Big 12	7 th
2003-04	Baylor	Graduate Assistant Coach	26-9, 10-6 Big 12	t-4 th
2004-05	Eastern Illinois	Assistant Coach	10-17, 3-13 OVC	10 th
2005-06	Eastern Illinois	Assistant Coach	10-19, 9-11 OVC	8 th
2006-07	Ball State	Assistant Coach	24-7, 13-3 MAC	1 st -West
2007-08	Creighton	Assistant Coach	21-12, 12-6 MVC	4 th
2009-10	Baylor	Coordinator of Operations	27-10, 9-7 Big 12	6 th
2010-11	Baylor	Coordinator of Operations	34-3, 15-1 Big 12	1 st
2011-12	Baylor	Coordinator of Operations	40-0, 18-0 Big 12	1 st
2012-13	Baylor	Associate Coach	34-2, 18-0 Big 12	1 st
2013-14	Ball State	Associate Head Coach	18-17, 9-9 MAC	t-2 nd -West
2014-15	Ball State	Associate Head Coach	17-14, 13-5 MAC	1 st -West
2015-16	Southeast Missouri	Head Coach	15-15, 8-8 OVC	t-5 th
2016-17	Southeast Missouri	Head Coach	13-17, 7-9 OVC	t-6 th
2017-18	Southeast Missouri	Head Coach	14-17, 9-9 OVC	t-6 th
2018-19	Southeast Missouri	Head Coach	13-17, 8-10 OVC	8 th
2019-20	Southeast Missouri	Head Coach	25-7, 14-4 OVC	3 rd

Head Coaching Overall Record - 79-71 (Sixth Season)

Record at Southeast Missouri - 79-7, 46-40 OVC (Fifth Season)

Academically, the Redhawks have an average of 3.30 GPA over the last four years. SEMO has had 29 student-athletes on the Commissioner's Honor Roll. In 2015-16 and 2017-18 Ashton Luttrull received the OVC Medal of Honor for earning a perfect 4.0 GPA. The Redhawks recorded their highest semester team GPA (3.42) after the Spring 2020 semester.

Patterson was named the eighth head coach in Southeast Missouri women's basketball history during a press conference at the Show Me Center on April 15, 2015. She is the first female head coach in the NCAA Division I era for Southeast and fourth female head coach in the 39-year history of the program.

Patterson is an active member of the community, serving on the Cape Girardeau Public Library Board of Directors since 2017, the Southeast Missouri FCA Board 2016-2019 and has been a member of the Chamber of Commerce since 2015. She has been a guest speaker for many local civic groups, sports organizations and Chamber of Commerce events and was the 2016 keynote speaker for the Women's Prayer Breakfast.

She currently serves as the OVC's WBCA Conference Captain.

Patterson spent the previous two seasons (2013-15) as the associate head coach at Ball State. She previously worked on the staffs at Baylor (2002-04, 2010-12), Creighton (2007-08), Ball State (2006-07) and Eastern Illinois (2004-06).

FOLLOW THE REDHAWKS AT GOSOUTHEAST.COM





COACHES

REKHA PATTERSON

During her coaching career, Patterson has worked with teams that have won a National Championship, reached two Final Fours, the Sweet 16 four times and has been a part of seven Big 12 championships. She has coached a National Player of the Year (Brittney Griner), two National Freshmen of the Year, four College All-Americans, an Ohio Valley Conference Freshman of the Year (Rachel Galligan) and numerous all-conference performers.

Patterson helped guide Ball State to the WNIT. In 2014-15, the Cardinals were 13-5 in Mid-American Conference (MAC) play. In her first season back at Ball State, the Cardinals advanced to the 2014 MAC Tournament championship game. Ball State became the first team to ever play five games in a single MAC Tournament. It was her second stint with the Cardinals after previously serving as an assistant coach in 2006-07.

In 2014, Patterson was a participant in the Achieving Coaching Excellence (ACE) program that was run by the NCAA.

While at Baylor from 2009-13, Patterson was part of the first women's basketball team to ever win 40 games as the Lady Bears posted an unbeaten mark on the way to the national championship. She spent the 2012-13 season as the associate coach and recruiting coordinator after working the previous three years as the coordinator of basketball operations.

Patterson was an assistant coach at Creighton in 2007-08 when the Bluejays won 21 games, fell one win short of sharing the Missouri

Valley Conference regular season title, and completed the 15th-best turnaround in the nation that season.

While she was an assistant coach at Eastern Illinois from 2004-06, Patterson was the post coach for Galligan as she earned the top freshman honor in the OVC.

From 2002-04, Patterson began her coaching career as a graduate assistant at Baylor. Prior to that, she spent a year working at the NCAA national headquarters, where she was an education services intern.

A native of Red Springs, North Carolina, Patterson was a four-year letterwinner and two-time captain in women's basketball at North Carolina A&T, where she earned a bachelor's degree in public relations in 2001. She received a master's degree in education with an emphasis in sport management from Baylor in 2004.

Her mother, Eva Patterson-Heath, was the head coach of the Fayetteville State (N.C.) women's basketball program and took her team to the NCAA Division II national tournament. She previously won over 500 games as the head coach at Red Springs (N.C.) High School.



MIKE GEARY



MIKE GEARY
Associate Head Coach
Second Season // Aquinas College, 1979

Mike Geary was hired as the Redhawks Associate Head Coach after spending one season as an assistant at Rhode Island.

Geary has 19 years of head coaching experience with a 76-percent winning percentage under his belt.

Before Rhode Island, Geary spent five years at Saint Louis, starting as an assistant coach in June, 2013 after four seasons as an assistant at the University of Detroit Mercy. He was promoted to associate head coach at SLU in June 2014. He helped lead SLU's program to two WNIT appearances and one Atlantic-10 regular-season co-championship during his tenure.

While with the Bilikens, Geary had five players named all-conference as well as two player of the year awards. SLU made the WNIT three times.

Detroit Mercy posted a 21-13 record and won the Women's Basketball Invitational with Geary on staff in 2012-13. That followed a 2011-12 campaign that saw the Titans go 20-14 and earn a WNIT bid. During Geary's tenure, Detroit Mercy improved its NCAA Ratings Percentage Index (RPI) from 220 to 97. Detroit Mercy also appeared in the WNIT one time, and had four athletes named to the all-conference team.

Geary also spent two seasons as an assistant coach alongside Patterson at Ball State. They helped guide the 2006-07 Cardinals to a 24-7 ledger, the Mid-American Conference West Division title and a WNIT berth. While at Ball State, they had one student athlete named to all-conference team.

He had success as a head coach at the NCAA Division II level, winning 417 games. Geary led Lake Superior State

COACHES



to the 1988 NCAA Tournament round of 16 in his second season, and the Lakers were 47-10 in his two campaigns at the helm. As head coach, Geary led the Lakers to a pair of NCAA appearances and had five all-conference players.

Geary then embarked on a stellar 17-year stint at Northern Michigan, where his teams compiled a 370-123 record and enjoyed 12 winning seasons, including eight in succession with 20 or more victories. As head coach, Geary had eleven NCAA Tournament appearances. He had 20 all-conference players and six athletes earn player of the year titles.

Geary's Northern Michigan teams captured seven GLIAC Tournament crowns, including four-straight from 1995 to 1998. The Wildcats played in seven NCAA regional championship games and his players earned five All-America awards to go along with six GLIAC Most Valuable Player accolades.

Geary has three sons, Sean, Tyler and Cruz.



OV C CHAMPIONS • 2006-07 • 2007-08 // TOURNAMENT CHAMPS • 2006-07 • 2019-20

FOLLOW THE REDHAWKS AT GOSOUTHEAST.COM





COACHES

CHANTÉ CRUTCHFIELD



CHANTÉ CRUTCHFIELD
Assistant Coach / Recruiting Coordinator
Sixth Season // Texas-Arlington, 2000

Chanté Crutchfield enters her sixth season as an assistant coach and recruiting coordinator with the Southeast Missouri women's basketball program.

Crutchfield's efforts as the recruiting coordinator has brought record-breaking talent to the program since 2016. This includes Tesia Thompson, Carrie Shephard, Taelour Pruitt and many more.

Crutchfield recruited and signed Tesia Thompson, an ESPN Top 100 in the 2017 class. In 2018, Thompson was honored as the OVC Freshman of the Year, and named to the All-OVC Second-Team and All-Newcomer Team. This accolade was the first in program history.

Thompson has been named All-OVC First-Team as a sophomore and junior and was named OVC Tournament MVP after her performance at the 2020 OVC Tournament. She became just the 10th athlete in program history to reach the 1,000-point club at Ole Miss.

Crutchfield helped sign and mentor guard Carrie Shephard from 2016 to 2020. Shephard joined the team prior to the start of the 2016-17 season but did not see time on the court until 2018-19 season.

Although, Shephard only spent two seasons on the court for the Redhawks, she set multiple records. She had 42 double-digit games with eleven 20+ games. In her two seasons, Shephard made 169 three-pointers to tie for second in program history. Shephard set the single-

season three-pointers made record in back-to-back season (73, 96).

Crutchfield was reunited with Crowley graduate, Taelour Pruitt prior to the 2018-19 season. She was the head coach and helped Pruitt gain multiple honors. Pruitt was named District 8-5A Newcomer and All-Region First-Team after her freshman season.

In Pruitt's first start for the Redhawks, she put up 15-points at Mississippi State. In her first two seasons, she has had 19 double-digit games. Pruitt landed the top spot on SportCenter Top10 Plays following her buzzer-beater game-winner over Tennessee Tech in the First Round of the OVC Tournament in 2020.

Prior to Southeast, Crutchfield was head coach at Crowley High School in 2014-15, leading her team to an overall record of 23-8 and 11-3 in district play. She guided her team to its first District Championship in seven seasons and first playoff win in 10 years.

A native of Waco, Texas, Crutchfield has seven years of head girls' basketball coaching experience at the high school level. She also worked at other Texas prep schools, including Brenham, William B. Travis, and University. At Brenham, Crutchfield compiled an overall record of 55-15. She guided the program to its first District Championship in nine years and back-to-back District titles for the first time in 12 seasons. Those teams produced two District Most Valuable Players, one Offensive MVP, two Defensive MVPs, one Newcomer of the Year, one Most Improved Player, 14 All-District selections, nine Academic All-District honorees, four All-Brazos Valley, three All-State and three All-Region picks, and one District 18-4A Coach of the Year accolade.

Crutchfield had the pleasure of coaching center Teaira McCowan at Brenham. The highly-recruited McCowan played for the USA U18 National Team that went on to win gold. McCowan played at Mississippi State out of the Southeastern Conference, and was drafted third overall in the 2019 WNBA Draft by Indiana Fever. She was voted ESPNW National Player of the Week on January 21, 2019. In her first game for the Fever, McCowan hit a buzzer-



CHANTÉ CRUTCHFIELD

beater layup to deliver an 81-80 victory.

McCowan finished her career at Mississippi State with 1,942 points, 1,402 rebounds and 271 blocks. She finished among MSU career leaders in scoring (1,942, 4th), field goal percentage (59.7%, 1st), field goals made (770, 4th), rebounds (1,502, 1st), blocks (271, 2nd). McCowan is the only person in MSU history to record 1,500 points, 1,500 rebounds and 250 blocks. She is also the all-time leading rebounder in NCAA Tournament history (240).

McCowan was a 13-time SEC Player of the week. At the conclusion of the 2018-19 season, she was named SEC Player of the Year, SEC & WBCA Defensive Player of the Year, WBCA All-American, ESPNW & AP First Team All-American, Wooden Award All-America Team, and First-Team All-SEC. As a junior, she was voted WBCA, ESPNW and AP All-American, Naismith Defensive Player of the Year SEC Co-Defensive Player of the Year, SEC All-Defensive Team – 2017-2018 and First Team All-SEC all while returning to the National Championship game again.

Crutchfield started her head coaching career at William B. Travis High School, helping the Rebels to an overall 62-54 record, three consecutive playoff appearances and their first 20-win season in 15 years and was named Coach of the Year twice.

In 2007, Crutchfield served as the Director of Operations for the Houston Comets out of the WNBA and worked as a basketball operations coordinator from 2002-05. During this time, Crutchfield had an opportunity to go travel overseas with the USA Women's Basketball National Team during their Pre-Olympic Tour in 2004.

Crutchfield was a graduate assistant coach for Kim Mulkey at Baylor from 2000-02. She helped to lay the foundation of the program that Baylor has become today, and was instrumental in Baylor making the NCAA Tournament for the first time in program history.

She received her bachelor's degree in business

COACHES



administration-finance from Texas-Arlington in 2000 and earned her master's in sports management at Baylor in 2002.



OV C CHAMPIONS • 2006-07 • 2007-08 // TOURNAMENT CHAMPS • 2006-07 • 2019-20





COACHES

SAKELLIE DANIELS



SAKELLIE DANIELS

Assistant Coach

Second Season // Charlotte, 2006

Sakellie Daniels joins the Redhawks after working two seasons for Katie Meier at the University of Miami.

The Hurricanes had two berths in the NCAA Tournament during Daniels stint, finishing with a compiled record of 46-20. Last season the Hurricanes hosted the first two rounds in Coral Gables. Daniels came to Miami from her alma mater, Hoke County (N.C.) High School, where she served as the head varsity basketball coach from 2015-17. She led the team to the state playoffs both of her seasons there, ending an eight-year drought. She also had the opportunity to coach Mahogany Matthews who is now a student-athlete at Marshall University.

Sakellie had a standout career under the direction of Coach Meier with the Charlotte 49ers where she was named Team MVP 3 seasons 2004-2006. All Conference USA Freshman team, 2005 All Conference USA Second Team, 2006 First Team Atlantic 10 and Atlantic 10 All Defensive Team.

Daniels was named a WNBA Draft prospect in 2006. She went on to play professionally for eight years in Europe, competing for teams in Germany,

Switzerland, Lithuania, Finland and Romania.

While in Switzerland 2009 and 2010, Daniels earned first team all-league and defensive player of the year recognition. During her stint in Finland with Lappeenranta Catz they won the Finnish Cup and also won the Finnish League Championship. She was named first team all-league in Lithuania in 2012 and 2014, also garnering guard of the year accolades the latter time.

A native of Raeford, N.C., Daniels graduated from Charlotte in 2006 after double majoring in Africana studies and communications.



SUPPORT STAFF



COURTNEY SMITH

Director of Operations

Second Season // Northern Illinois, 2006

Courtney Smith was hired as Director of Operations in August of 2019.

Smith is responsible for business operations, Under Armour contract, communications, team travel, community service and alumni coordinator. She will also assist with on-campus recruiting and camps.

Smith is a former Division I student-athlete who participated in track and field at Northern Illinois. She was a head track and field & cross country coach in Schaumburg, Illinois prior to SEMO. Smith has also worked as a Physical Education teacher and an Administrative Assistant in Cape Girardeau.

Smith resides in Jackson with her husband, Ray, daughters, Leila and Zoe, and son, Tripp.

COACHES



DENISHA GARDENER

Graduate Assistant

First Season // Central Connecticut State Univ., 2019

Denisha Gardener joins the Women's Basketball coaching staff after playing at Southeast last year.

Gardener started every game in her lone season at SEMO, averaging over 20 minutes per contest.

She recorded 165 rebounds as a Redhawk with a season-high 13 rebounds at Eastern Kentucky. Denisha had three 10-plus rebound games, averaging over six rebounds per game. Denisha dished out six blocks and had 24 assists.

The 6'1" forward played two seasons at Central Connecticut State University after beginning her collegiate career at Dean College. During her two years as a Blue Devil, Gardener tallied 134 rebounds and 18 blocks in 32 games. The Norwalk, Connecticut native averaged 3.3 points and 15.3 minutes per contest.

Before Central Connecticut State, Gardner was named the women's basketball team captain at Dean College, where she ranked 16th in the nation in rebounds per game as a freshman. She received the Michelle Porter Female Athlete of the Year honor as a sophomore and was an Academic Achievement Award honoree.

Gardener attended both Norwalk and Kolbe Cathedral High Schools. She played in the Southwest Conference All-Star game at Kolbe and was honored as the Womens' Basketball Sixth Man of the Year at Norwalk.







2020-21



PLAYERS

The 2020-21 Southeast Missouri women's basketball team features eight returnees and seven newcomers, including two transfers. Senior Tesia Thompson, who was named to the Becky Hammon Mid-Major Player of the Year Watch List, garnered Preseason All-Ohio Valley Conference accolades for the third year in a row.



PLAYERS

RETURNERS

1

Kennedi Allen**Forward****Senior • 6'1"****Little Rock, Ark.****Little Rock Central HS****2019-20 – Junior:**

Appeared in 18 games ... Dished out 12 blocks and had three assists ... Scored a season-high six points twice, last against Harris-Stowe (12/29) ... Recorded a season-high nine rebounds, eight defensive, against Harris-Stowe (12/29) ... Had 36 total rebounds, 27 defensive ... Went 3-for-3 (1.000) from the field and dished out a block in the win at Ole Miss (12/14) ... Sidelined for the final eight games due to injury.

2018-19 – Sophomore:

Played in 29 games, starting in six ... Averaged 16.8 minutes, 2.9 points and 3.0 rebounds per game ... Finished the season with 29 blocks ... Had a season-high five blocks at Morehead State (1/17) ... Went 2-for-2 (1.000) from the free throw line at SIUE (1/3) ... Had 88 total rebounds, 62 defensive ... Recorded a season-high 10 rebounds, nine defensive, against North Alabama (11/24).

2017-18 – Freshman:

Played in 23 games, recording three starts as a true freshman ... Had a .522 field goal percentage and recorded 28 points ... Dished out 13 blocks and six steals ... Tallied 38 rebounds, 26 defensive ... Went 4-6 from the line for a .667 percentage.

Prep:

Three-year letter winner and senior captain for the Little Rock Central Tigers and head coach Michael Green ... In her junior season, recorded five points, five rebounds, and five blocks per game ... Single-game career highs are 12 points, 10 rebounds, and 10 blocks ... Was responsible for four points, four rebounds, and four blocks per game.

Personal:

Born March 14, 1999 ... Daughter of Cornelius and Laconic Allen ... Studying Corporate Communications with a minor in Sports Management at Southeast Missouri.

**Single-Game Highs**

Points 13; vs. North Alabama (11/24/18)
 Rebounds..... 10; vs. North Alabama (11/24/18)
 Assists 3; vs. Harris-Stowe (12/29/18)
 Blocks..... 5; at Morehead State (01/17/19)
 Steals..... 2; 5x; last vs. Tennessee State (02/28/19)
 FG Made 6; vs. North Alabama (11/24/18)
 3FG Made..... --
 FT Made..... 3; vs. UT Martin (02/13/20)
 Minutes 27; 2x; last vs. North Alabama (11/24/18)

Allen's Career Totals

Year	GP-GS	Min/Avg	FG-FGA	Pct.	3FG-FGA	Pct.	FT-FTA	Pct.	OFF	DEF	Total	Avg	PF	FO	Ast	TO	BLK	STL	PTS	Avg
2017-18	23-3	204/8.9	12-23	.522	0-0	.000	4-6	.667	12	26	38	1.7	44	3	6	13	13	6	28	1.2
2018-19	29-6	487/16.8	38-77	.494	0-1	.000	7-17	.412	26	62	88	3.0	88	4	16	37	29	14	83	2.9
2019-20	18-0	120/6.7	9-16	.563	0-0	.000	7-11	.636	9	27	36	2.0	17	0	3	3	12	1	25	1.4
Total	70-9	811/11.6	59/116	.509	0-1	.000	18/34	.529	47	115	162	2.3	149	7	25	53	54	21	136	1.9





24 Tesia Thompson

Guard
Senior • 5'10"
Memphis, Tenn.
Hamilton HS

2019-20 – Junior:

Appeared in 29 games, starting in 27 ... Played 886 minutes, averaging 30.6 minutes per contest ... Named to the Preseason All-OVC and OVC First-Team ... Named OVC Co-Player of the Week on Nov. 19 ... Finished with 570 points, 223 rebounds, 93 assists, 10 blocks and 47 steals ... Recorded five double-doubles, including two in the OVC Tournament ... Went 11-of-12 (.917) from the free throw line against Harris-Stowe (12/29) ... Recorded 39 points and eight assists against Belmont (3/6) in the OVC Tournament ... Ranked nationally in free throw attempts (14th; 206), free throws made (12th; 160) and points per game (17th; 19.7) ... Named to the OVC All-Tournament Team and Tournament MVP.

2018-19 – Sophomore:

Played in 29 games, starting in 27 ... Led the conference with 529 points, averaging 18.2 points ... Tabbed a season-best 32 points twice ... Played 871 minutes, averaging 30 minutes ... Recorded seven double-doubles ... Had 27 double-digit games ... Finished with 59 steals, 14 blocks, 66 assists and 219 rebounds ... Went 150-for-204 (.735) from the line ... Had 206 points in non-conference play, averaging 17.2 points a game ... Tallied 139 rebounds in conference play ... Had double-digit points in every OVC game, recording eight double-doubles ... Went a season-high 11-for-12 from the line against SIUE (Jan. 24) ... Registered 529 points, landing her eighth in program history for a single season ... Led the Redhawks in points (529), scoring average (18.2), rebounds (219), and field goals made (182) ... Named to the All-OVC First-Team.

2017-18 – Freshman:

Played in every game as a true freshman with 23 starts ... Spent 842 minutes on the court, averaging 27.2 minutes per game ... Recorded 398 points with 51 steals, 164 rebounds and 39 assists ... Registered

a team-high 118-163 (.724) from the free-throw line ... Averaged 12.8 points and 5.3 rebounds per game ... Had a season-high 25 points against UT Martin (2/24) ... Recorded two double-doubles as a rookie ... Named OVC Player of the Week three times (1/2), (1/16), and (2/20) ... Led all OVC freshman with 15.1 points per game in league play ... Reached double-digits 17 times in her last 20 games, including a streak of 14-straight ... Scored 20-plus points four times ... Earned All-OVC Second Team and All-Newcomer Team honors ... Named OVC Freshman of the Year, the first SEMO player to earn this honor in program history.

Prep:

Four-year starter and letterwinner at Hamilton High School ... She was the #5 ranked high school player in Tennessee, an ESPN Top 100 prospect, and a McDonald's All-American nominee ... Was a three-time all-district honoree and an all-state and all-region player as a senior ... Also garnered Best of Prep honors 10th through 12th grade ... Averaged 26.5 points per game, 11.6 rebounds, 5.3 assists, and 4.8 steals ... Awarded the 2017 Senior Award and Ultimate All-Star MVP for her efforts on the hardwood ... Was the Commercial Appeal Player of the Week on several occasions ... Played AAU for Team Penny ... Won the Battle of the Boar Championship with her AAU team and was named MVP ... An all-around athlete, also competed on the Hamilton volleyball team and was named team MVP ... In the classroom, carried a 3.80 GPA and ranked in the top 20 of her class and earned a spot on the Distinguished Honor Roll list.

Personal:

Born June 20, 1999 ... Daughter of Crystal Thompson and Jerome Taylor ... Majoring in General Studies at Southeast Missouri.

Single-Game Highs

Points 39; vs. Belmont (03/06/20)
Rebounds 16; at UT Martin (02/14/19)
Assists 8; vs. Belmont (03/06/20)
Blocks 2; 4x; last at Morehead St. (01/30/20)
Steals 6; 3x; last at UT Martin (02/14/19)
FG Made 13; 2x; last vs. Belmont (03/06/20)
3FG Made 4; 2x; last vs. Belmont (02/27/20)
FT Made 11; 2x; last vs. Harris-Stowe (12/29/19)
Minutes 39; 2x; last vs. Belmont (03/06/20)

Honors & Awards

2017-18 Adidas Athlete of the Week
- 01/02/18
- 01/16/18
- 02/20/18
2017-18 OVC Freshman of the Year
2017-18 All-OVC All-Newcomer Year
2018-19 Preseason All-OVC Team
2018-19 All-OVC First-Team
2018-19 OVC Player of the Week
- 01/29/19
2019-20 Preseason All-OVC
2019-20 All-OVC First Team
2019-20 OVC Tournament MVP
2019-20 OVC All-Tournament Team
2020-21 Preseason All-OVC

Thompson's Career Totals

Year	GP-GS	Min/Avg	FG-FGA	Pct.	3FG-FGA	Pct.	FT-FTA	Pct.	OFF	DEF	Total	Avg	PF	FO	Ast	TO	BLK	STL	PTS	Avg
2017-18	31-23	842/27.2	137-325	.422	6-16	.375	118-163	.724	63	101	164	5.3	83	2	39	87	8	51	398	12.8
2018-19	29-27	871/30.0	182-409	.445	15-47	.319	150-204	.735	81	138	219	7.6	73	0	66	90	14	59	529	18.2
2019-20	29-27	886/30.6	198-449	.441	14-47	.298	160-206	.777	68	155	223	7.7	71	1	93	64	10	47	570	19.7
Total	89-77	2599/29.2	517-1183	.437	35-110	.318	428-573	.747	212	394	606	6.8	227	3	198	241	32	157	1497	16.8





PLAYERS

RETURNERS

40 LaTrese Saine

Forward
Senior • 6'4"
West Memphis, Ark.
West Memphis HS

2019-20 Redshirt Junior:

Appeared in all 32 games, totaling 433 minutes of play ... Averaged 13.5 minutes off the bench, with a season-high 25 minutes at Purdue Fort Wayne (11/21) ... Dished out 48 blocks, ranking her 74th in the nation ... Finished with 153 points, 138 rebounds and 17 assists ... Was just short of a double-double against Southern Illinois (12/7) with a season-high nine rebounds and 12 points ... Had four games scoring in double figures ... Had a season-best nine defensive rebounds at Purdue Fort Wayne (11/21) ... Dished out a season-high six blocks at Indiana State (12/21).

2018-19 – Redshirt Sophomore:

Played in 13 games, before injury ... Totaled 132 minutes, with a season-high 19 minutes against Murray State (1/12) ... Averaged 10.2 minutes, 4.3 points and 3.0 rebounds ... Finished with 16 blocks, a season-high four against Murray State (1/12) ... Had 12 points and eight rebounds against Austin Peay (1/10).

2017-18 – Redshirt Freshman:

Played in 28 games and started in 16 ... Recorded a total of 143 points, the fifth most on the team ... Had a total of 107 rebounds and 20 steals ... Recorded 44 blocks, most on the team and sixth in the OVC ... Had a season-high 15 points against Evangel

(11/24) ... Went 6-for-6 from the free throw line at Murray State (1/4) ... Had 6 blocked shots, and 17 rebounds at Morehead St.

2016-17 – Freshman:

Recorded nine points in 15 minutes off the bench in NCAA debut against Western Illinois (11/16) ... Shut down for the remainder of the 2016-17 season due to a leg injury ... Granted Medical Redshirt.

Prep:

Three-year starter and four-year letter-winner at West Memphis High School in West Memphis, Arkansas ... Was a two-time all-conference performer in the post for West Memphis during her sophomore and junior campaigns ... Averaged five blocks and six rebounds per game as a junior ... As a sophomore, averaged four blocks and five rebounds to help lead her team to a conference championship and an appearance in the state final four.

Personal:

Born Jan. 9, 1998 ... Majoring in Corporate Communication with a minor in Marketing Management at SEMO ... Daughter of Carl and Gwendolyn Saine.

**Single-Game Highs**

Points15; vs. Evangel (11/24/17)
 Rebounds 17; at Morehead State (02/08/18)
 Assists3; 2x; last at Tennessee Tech (02/22/20)
 Blocks6; 2x; last at Indiana State (12/21/19)
 Steals3; vs. Belmont (12/28/17)
 FG Made5; 5x; last vs. Tennessee Tech (02/08/20)
 3FG Made--
 FT Made6; vs. Bradley (11/25/17)
 Minutes 34; at Morehead State (02/08/18)

Saine's Career Totals

Year	GP-GS	Min/Avg	FG-FGA	Pct.	3FG-FGA	Pct.	FT-FTA	Pct.	OFF	DEF	Total	Avg	PF	FO	Ast	TO	BLK	STL	PTS	Avg
2016-17	2-0	23/11.5	6-9	.667	0-0	.000	1-6	.167	1	2	3	1.5	7	0	0	1	1	0	13	6.5
2017-18	28-16	490/17.5	56-135	.415	0-0	.000	31-50	.620	42	65	107	3.8	90	4	17	35	44	20	143	5.1
2018-19	13-0	132/10.2	13-40	.325	0-0	.000	18-28	.643	20	19	39	3.0	33	0	0	19	16	5	44	3.4
2019-20	32-0	433/13.5	65-136	.478	0-0	.000	23-41	.561	48	90	138	4.3	85	0	17	46	48	6	153	4.8
Total	75-16	1078/14.4	140-320	.438	0-0	.000	73-125	.584	111	176	287	3.8	215	4	34	101	109	31	353	4.7





10

Taelour Pruitt**Forward****Junior • 5'6"****Arlington, Texas****Crowley HS****2019-20 – Sophomore:**

Appeared in 31 games, starting in 30 ... Played 896 minutes, averaging 28.9 per contest ... Played a season-high 38 minutes against Murray State (1/18) ... Recorded 299 points, 111 assists, 88 rebounds and 57 steals ... Had a season-high 21 points twice, last against Belmont in the OVC Tournament ... Went 8-for-8 (1.000) from the free throw line against Southern Illinois (12/7) ... Had a season-high seven assists twice, last at Austin Peay (1/2) ... Recorded a block against Austin Peay (1/16) ... Went 7-of-7 from beyond the arc against Belmont to help the Redhawks advance to the OVC Championship game (3/6) ... Made a buzzer beater, game-winning three-pointer against Tennessee Tech to advance to the Semifinals of the OVC Tournament, landing her the number one spot on SportsCenter Top10 ... Named to the OVC All-Tournament Team.

2018-19 – Freshman:

Played in all 31 games, with 10 starts ... First career start was at Mississippi State (11/6) ... Had a career-high 15 points at Mississippi State (11/6) ... Fin-

ished with 62 points and 39 rebounds ... Went 31-for-42 (.738) from the line ... Made a season-high seven free throws against Tennessee Tech (2/7) ... Scored in double-digits three times.

Prep:

Four-year letter-winner and four-year starter at Crowley HS ... Averaged 21 points, 6 assists, 3.0 rebounds and 3.0 steals ... Scored 1800 career points at Crowley ... Named District MVP her sophomore, junior and senior year, and District Newcomer of the Year her freshman season ... Selected to the All-Region First-Team all four years ... Named All-State First-Team her junior and senior season ... Was a McDonald's All-American Nominee her senior year ... Played summer ball with Lady Jets.

Personal:

Born Taelour Emon Pruitt on September 23, 1999 ... Daughter of Karlous and Anita Pruitt ... Has one sister, Tyelour, and one brother, KJ ... Majoring in Corporate Communications with a minor in Sports Management at SEMO.

Single-Game Highs

Points 21; 2x; last vs. Belmont (03/06/20)
Rebounds..... 9; at Arkansas State (11/13/19)
Assists 7; 3x; last at Austin Peay (01/02/20)
Blocks..... 1; 2x; last vs. Austin Peay (01/16/20)
Steals..... 5; 3x; last vs. Austin Peay (01/16/20)
FG Made 8; vs. Harris-Stowe (12/29/19)
3FG Made..... 7; vs. Belmont (03/06/20)
FT Made..... 8; vs. Southern Illinois (12/07/19)
Minutes 38; vs. Murray State (01/18/20)

Honors & Awards

2019-20 OVC All-Tournament Team

Pruitt's Career Totals

Year	GP-GS	Min/Avg	FG-FGA	Pct.	3FG-FGA	Pct.	FT-FTA	Pct.	OFF	DEF	Total	Avg	PF	FO	Ast	TO	BLK	STL	PTS	Avg
2018-19	29-6	544/18.8	51-134	.381	15-52	.288	31-42	.738	11	41	52	1.8	57	0	57	67	1	22	148	5.1
2019-20	31-30	896/28.9	104-263	.395	37-99	.374	54-70	.771	20	68	88	2.8	62	0	111	84	1	57	299	9.6
Total	60-36	1440/24.0	155-397	.390	52-151	.344	85-112	.759	31	109	140	2.3	119	0	168	151	2	79	447	7.5





PLAYERS

RETURNERS

2 Roshala Scott

Guard
Sophomore • 5'8"
Earle, Ark.
Earle HS

2019-20 – Freshman:

Appeared in all 32 games as a freshman ... Played 523 minutes, averaging 16.3 minutes per contest ... Had 161 points, 104 rebounds, 38 assists and 26 steals ... Averaged five points and 3.3 rebounds per contest ... Had a season-high 13 points and eight rebounds against Evansville (11/10) ... Went 4-for-4 from the field and 4-for-5 (.800) at UT Martin (2/29) ... Tallied a season-high four assists against SIU Edwardsville (2/15) ... Made a layup to send the Redhawks to overtime against Tennessee Tech in the OVC First Round ... Played 22 minutes against UT Martin in the OVC Championship game ...

Prep:

Played for Corey Garret at Earle HS ... Lettered all four years and started every year since her seventh-grade season ... Averaged 25 points, five assists and four steals per game while playing for Earle HS ... Won two state titles with the Bulldogs ... Named MVP twice ... Top 5 player in

2A conference and Top 5 player in the 2019 class ... Played for Coach Livingston and Woodz Elite (Black) ... Named All-Conference and All-State ... Played in the 2A All-Star Game ... Won Regional and Conference Championships ... Also, played tennis while at Earle HS.

Personal:

Born December 19, 2000 to Gary and Lois Scott in Earle, Arkansas ... Studying Exploratory at SEMO.

**Single-Game Highs**

Points 13; vs. Evansville (11/10/19)
Rebounds... 8; 2x; last vs. Tennessee Tech (03/05/20)
Assists 4; 2x; last vs. Tennessee Tech (03/05/20)
Blocks..... 1; 6x; last vs. Tennessee Tech (03/05/20)
Steals..... 2; 7x; last vs. Belmont (03/06/20)
FG Made 5; 4x; last vs. SIUE (02/15/20)
3FG Made.... 1; 5x; last vs. Tennessee Tech (03/05/20)
FT Made..... 4; at UT Martin (02/29/20)
Minutes 27; at Eastern Michigan (11/19/19)

Scott's Career Totals

Year	GP-GS	Min/Avg	FG-FGA	Pct.	3FG-FGA	Pct.	FT-FTA	Pct.	OFF	DEF	Total	Avg	PF	FO	Ast	TO	BLK	STL	PTS	Avg
2019-20	32-0	523/16.3	62-145	.428	5-27	.185	32-52	.615	46	58	104	3.3	40	0	38	33	6	26	161	5.0
Total	32-0	523/16.3	62-145	.428	5-27	.185	32-52	.615	46	58	104	3.3	40	0	38	33	6	26	161	5.0





12 Sophia Hancock

Forward
Sophomore • 5'10"
Puxico, Mo.
Puxico HS

2019-20 – Freshman:

Appeared in 18 games as a freshman ... Played 25 minutes off of the bench ... Had eight rebounds and an assist ... Notched a career-high two rebounds against Austin Peay (1/16) ... Recorded an assist against Tennessee State (1/11).

Prep:

Played four years for Jordan Hill at Puxico High School ... Finished with 2,055 career points ... Averaged 25 points, 13.5 and 4 steals per game as a senior ... Named All-District and was a SEMO Ball Award Nominee ... Averaged 18.5 points, 10 rebounds per game as a junior ... Finished her junior year with a .630 field goal percentage and .720 free throw percentage ... Led her team with the highest free-throw percentage and most rebounds ... Named Offensive Player of the Year as a junior ... As a sophomore, averaged 14.8 points, 9.9 rebounds and four steals per game ... Named Offensive Player of the Year

as a sophomore ... Led the team in rebounds and steals ... Was a district champion in the 2016-17 and 2017-18 seasons ... Also played volleyball in high school ... Graduated second in her class and was named Academic All-State all four years.

Personal:

Born May 29, 2001 to Richard and Tammy Hancock ... Studying Health Science: General Health at SEMO.

Single-Game Highs

Points	--
Rebounds.....	2; vs. Austin Peay (01/16/20)
Assists	1; vs. Tennessee State (01/11/20)
Blocks.....	--
Steals.....	--
FG Made	--
3FG Made.....	--
FT Made.....	--
Minutes	3; 3x; last vs. Austin Peay (01/16/20)

Hancock's Career Totals

Year	GP-GS	Min/Avg	FG-FGA	Pct.	3FG-FGA	Pct.	FT-FTA	Pct.	OFF	DEF	Total	Avg	PF	FO	Ast	TO	BLK	STL	PTS	Avg
2019-20	18-0	25/1.4	0-1	.000	0-0	.000	0-0	.000	3	5	8	0.4	5	0	1	5	0	0	0	0.0
Total	18-0	25/1.4	0-1	.000	0-0	.000	0-0	.000	3	5	8	0.4	5	0	1	5	0	0	0	0.0





PLAYERS

RETURNERS

34 Sophie Bussard

Guard
Sophomore • 5'8"
Silver Lake, Ind.
Tippecanoe Valley HS

2019-20 – Freshman:

Appeared in 31 games, starting in four ... Played 564 minutes, averaging 18.2 minutes per contest ... Played a season-high 38 minutes at Eastern Michigan (11/19) ... Scored 102 points and had 91 rebounds, averaging 3.3 points and 2.9 rebounds per game ... Recorded seven rebounds, four assists and a season-high 10 points against UMSL (11/5) ... Had a season-high nine rebounds at Eastern Michigan (11/19) ... Went 28-for-39 (.718) from the free throw line.

Prep:

Played for Chris Kindig at Tippecanoe Valley HS for four years, starting three ... Was back-to-back sectional and conference champions ... Led the team in points, rebounds, steals and assists ... Had the best three-point percentage on the team ... Led her conference with the most points ... Was First-Team All-Conference, First-Team Ink-Free News, First-Team Rochester Sentinel and First-Team Times Union ... Was Honorable Men-

tion All-State ... Played in the Indiana McDonalds All-Star Game ... Named Times Union, Ink-Free and Rochester Sentinel Player of the Year ... Played in Nancy Rehm Border Wars Game ... Was a three-time Academic All-Conference Player ... Played for James Banks for the Indy Lady Gym Rats ... Also, played volleyball at Tippecanoe Valley HS ... Was a three-time First-Team All-Conference performance in volleyball ... Finished with 1,000 kills and 1,000 digs.

Personal:

Born on April 10, 2001 to Chuck and Bridget Bussard in Silver Lake, Indiana ... Her parents are livestock growers in Indiana ... Studying Communication Disorders with a minor in Child Development at SEMO.

**Single-Game Highs**

Points 10 vs. UMSL (11/05/19)
Rebounds 9; at Eastern Michigan (11/19/19)
Assists 5; vs. SIUE (02/15/20)
Blocks 1; 2x; last vs. Jacksonville State (02/06/20)
Steals 3; at Austin Peay (01/02/20)
FG Made 3; 6x; last vs. Tennessee Tech (02/08/20)
3FG Made 1; 4x; last at Morehead State (01/30/20)
FT Made 4; 2x; last vs. Evansville (11/10/19)
Minutes 38; at Eastern Michigan (11/19/19)

Bussard's Career Totals

Year	GP-GS	Min/Avg	FG-FGA	Pct.	3FG-FGA	Pct.	FT-FTA	Pct.	OFF	DEF	Total	Avg	PF	FO	Ast	TO	BLK	STL	PTS	Avg
2019-20	31-4	564/18.2	35-112	.313	4-40	.100	28-39	.718	34	57	91	2.9	39	0	32	28	2	16	102	3.3
Total	31-4	564/18.2	35-112	.313	4-40	.100	28-39	.718	34	57	91	2.9	39	0	32	28	2	16	102	3.3



NEWCOMERS

PLAYERS



13 **Deanay Watson**
Guard
Junior • 5'10"
Bradenton, Fla.
Three Rivers CC

Three Rivers CC:

Averaged 13.6 points, 5.6 rebounds, 1.5 steals and 1.1 assists per game in 2020 ... Led Three Rivers with .561 shooting percentage (171-of-305) ... Was one of two players on the team to shoot better than 50 percent for the season ... Started every game as a freshman while the Raiders swept the Region XVI schedule ... Led Three Rivers to their first appearance in the national tournament since 2004 ... Named First-Team All-Region twice, First-Team All-Conference and was an All-American Honorable Mention.

Prep:

Played basketball at Manatee HS.

Personal:

From Bradenton, Florida ... Has two siblings ... Studying Political Science at SEMO with a minor in Spanish



14 **Nyrobi Pillers**
Forward
Junior • 6'0"
Atlanta, Ga.
Colby CC

Colby CC:

Averaged 11 points, 7.3 rebounds at Colby CC ... Was named KJCC All-Conference ...

Prep:

Four-year letter-winner and three-year starter at Towers HS ... Averaged 14 points and 15 rebounds per game as a senior ... Named DeKalb County Player of the Month twice ... Named Most Outstanding Player ... Led the country in rebounds as a junior and a senior ... Also, played volleyball, softball and ran track in HS ... Named MVP and Jumper of the Year in track ...

Personal:

Born January 22, 2000 to Marcus Pillers and Crystal Baker ... Studying Health Communication with a minor in Entrepreneurship.





PLAYERS

NEWCOMERS



30 Terri Smith
Guard
Redshirt-Junior • 5'7
Harvest, Ala.
Western Kentucky

2019-20- Junior:
Redshirted.

2018-19- Sophomore: (Western Kentucky)

Appeared in 28 games, averaging 9.7 minutes ... Tallied 44 points, 20 rebounds, and 15 assists ... Recorded a season-high eight points against Louisiana Tech (1/26) ... Played a season-high 24 minutes against North Texas (2/9) ... Named Conference USA Champions after 2018 season.

2017-18- Freshman: (Western Kentucky)

Appeared in 23 of WKU's 33 games ... Hit at least one three-pointer in 12 of her 23 appearances ... Scored a season-best six points against Old Dominion (2/ 8) and at Middle Tennessee (2/ 15) ... Played a season-high 23 minutes against Charlotte in WKU's home finale (2/ 23) ... Finished the season with 46 total points and a .302 three-point percentage (13-of-43).

Prep:

Played at Sparkman High School for Patrick Delay ... Scored over 1,000 points in high school ... Averaged 13.6 points and 2.1 rebounds per game as a senior ... Was a Gatorade Player of the Year Nominee and named Team Captain ... Played on the North-South All-Star Game and in the Alabama-Georgia All-Star Game.

Personal:

Born January 27, 1999 to Terry and Kelley Smith ... Has two sisters that play basketball at the collegiate level, Chelsea at Snead State and Ashanti at Alabama State ... Studying Psychology with a minor in Sports Management at SEMO.



3 Chandler Davis
Guard
Freshman • 5'5
Alpharetta, Ga.
Saint Francis HS

Prep:

Played for Leslie Broadwell at Saint Francis HS ... Averaged 11.1 points and 3.5 steals per game as a junior ... Named Second-Team All-Region and was a GACA North-South All-Star Game selectee as a junior ... Made a final four appearance as both a sophomore and junior ... Averaged 11.4 points, and 2.3 steals per game as a freshman ... Named Player of the Game twice as a freshman ... Played AAU for Wallace Corker and the Atlanta Celtics ... Also, played softball in high school.

Personal:

Born March 1, 2002 to Shantae Jameson and Paul Davis ... Studying Mass Communication: Multimedia at SEMO.





4 Briana Johns

Forward/Guard

Freshman • 5'11

Alexandria, Va.

Thomas Edison HS

Prep:

Four-year letter-winner and four-year starter at Thomas Edison HS ... Averaged 11.4 points and 5.4 rebounds per game as a junior ... Averaged 6.4 points, 4.1 rebounds and 1.1 blocks per game as a sophomore ... Was a state runner-up as a sophomore and junior ... Was a state semifinalist as a freshman ... Named Second-Team All-Conference as a freshman, sophomore and junior ... Was a conference and regional champion as a sophomore and junior ... Named Fairfax Holiday Tournament Champion in 2018-19 ... Played AAU for Bruno Corras and Elevate Elite.

Personal:

Born March 6, 2002 to James and Silvia Johns ... Studying Business Administration at SEMO.



23 Shymaryia Christopher

Guard

Freshman • 5'6

Magnolia, Ark.

Cabot HS

Prep:

Played basketball at Cabot HS for Jay Cook ... Averaged 27.7 points, 5.6 rebounds and 3.4 steals per game as a junior ... Named All-State, All-Area, All-Tournament and All-Conference as a junior ... Was the top scorer in Arkansas in 2019 ... Also, played volleyball and ran track in high school ... Played AAU for Mavs Elite ...

Personal:

Born May 14, 2002 to Sharittia Askew ... Studying Athletic Training at SEMO.





PLAYERS

NEWCOMERS



35 Ambrea Gentle
Center
 Freshman • 6'2
 Evanston, Ill.
 Evanston HS

Prep:

Lettered three-years at Evanston Township HS ... Averaged 13.8 points, 8.2 rebounds and 1.6 assists per game ... Named All-Conference as a sophomore and junior ... Named All-Area as a junior and Most Improved as a freshman ... Also, played volleyball in high school ... Played AAU for the Illinois Lady Lightning and Full Package.

Personal:

Born February 29, 2002 to Nicole Gentle ... Studying Engineer Technology at SEMO ... Brother, Brian Robinson, plays volleyball at Judson University.



44 Michaela Mayfield
Forward
 Freshman • 5'10
 Gurdon, Ark.
 Gurdon HS

Prep:

Four-year letter-winner and four-year starter at Gurdon HS ... Averaged 19.6 points, 9.2 rebounds per game as a junior ... Averaged 15.6 points and 9.5 rebounds as a sophomore ... Named All-Conference and All-District as both a sophomore and junior ... Played AAU for Ed Durham and the Mavs Elite ... Also, played softball and ran track and field and cross country in high school.

Personal:

Born August 10, 2002 to Kendrick Mayfield and Jessica Rainey ... Studying Health Science: General Health at SEMO.



2020-21



REVIEW

Southeast Missouri went 25-7 overall and 14-4 in Ohio Valley Conference Play in 2019-20. As the #3 seed in the OVC Tournament, the Redhawks used a buzzer-beater in overtime to beat Tennessee Tech and knocked off the tournament's top two seeds in #2 Belmont and #1 UT Martin to claim their first OVC Tournament crown since 2007.





REVIEW

OVERALL

RECORD:	OVERALL	HOME	AWAY	NEUTRAL
ALL GAMES	25-7	12-1	10-6	3-0
CONFERENCE	14-4	8-1	6-3	0-0
NON-CONFERENCE	11-3	4-0	4-3	3-0

#	Player	gp-gs	min	avg	Total		3-Point		F-Throw		Rebounds											
					fg-fga	fg%	3fg-fga	3fg%	ft-fga	ft%	off	def	tot	avg	pf	dq	a	to	blk	stl	pts	avg
24	THOMPSON, Tesia	29-27	886	30.6	198-449	.441	14-47	.298	160-206	.777	68	155	223	7.7	71	1	93	64	10	47	570	19.7
02	SHEPHARD, Carrie	32-32	1082	33.8	196-471	.416	96-239	.402	44-52	.846	15	91	106	3.3	54	0	111	83	1	76	532	16.6
10	PRUITT, Taelour	31-30	896	28.9	104-263	.395	37-99	.374	54-70	.771	20	68	88	2.8	62	0	111	84	1	57	299	9.6
13	HARSHBERGER, Jess	32-32	667	20.8	103-228	.452	24-73	.329	15-24	.625	56	67	123	3.8	66	1	31	30	4	22	245	7.7
23	TAYLOR, Jocelyn	27-3	484	17.9	68-137	.496	2-6	.333	33-47	.702	45	56	101	3.7	58	0	22	39	15	15	171	6.3
03	SCOTT, Roshala	32-0	523	16.3	62-145	.428	5-27	.185	32-52	.615	46	58	104	3.3	40	0	38	33	6	26	161	5.0
40	SAINE, LaTrese	32-0	433	13.5	65-136	.478	0-0	.000	23-41	.561	48	90	138	4.3	85	0	17	46	48	6	153	4.8
32	GARDENER, Denisha	32-32	673	21.0	48-100	.480	0-0	.000	15-38	.395	81	117	198	6.2	90	3	31	34	7	31	111	3.5
34	BUSSARD, Sophie	31-4	564	18.2	35-112	.313	4-40	.100	28-39	.718	34	57	91	2.9	39	0	32	28	2	16	102	3.3
01	ALLEN, Kennedi	18-0	120	6.7	9-16	.563	0-0	.000	7-11	.636	9	27	36	2.0	17	0	3	3	12	1	25	1.4
55	AKORO, Celeste	21-0	72	3.4	6-14	.429	0-0	.000	3-8	.375	6	10	16	0.8	8	0	1	3	5	1	15	0.7
12	HANCOCK, Sophia	18-0	25	1.4	0-1	.000	0-0	.000	0-0	.000	3	5	8	0.4	5	0	1	5	0	0	0	0.0
Team											72	79	151				10					
Total.....		32	6425		894-2072	.431	182-531	.343	414-588	.704	503	880	1383	43.2	595	5	491	462	111	298	2384	74.5
Opponents.....		32	6426		682-1808	.377	215-668	.322	465-651	.714	347	754	1101	34.4	576	14	382	548	109	236	2044	63.9

TEAM STATISTICS	SEMOW	OPP
SCORING	2384	2044
Points per game	74.5	63.9
Scoring margin	+10.6	-
FIELD GOALS-ATT	894-2072	682-1808
Field goal pct	.431	.377
3 POINT FG-ATT	182-531	215-668
3-point FG pct	.343	.322
3-pt FG made per game	5.7	6.7
FREE THROWS-ATT	414-588	465-651
Free throw pct	.704	.714
F-Throws made per game	12.9	14.5
REBOUNDS	1383	1101
Rebounds per game	43.2	34.4
Rebounding margin	+8.8	-
ASSISTS	491	382
Assists per game	15.3	11.9
TURNOVERS	462	548
Turnovers per game	14.4	17.1
Turnover margin	+2.7	-
Assist/turnover ratio	1.1	0.7
STEALS	298	236
Steals per game	9.3	7.4
BLOCKS	111	109
Blocks per game	3.5	3.4
ATTENDANCE	10307	14290
Home games-Avg/Game	13-793	16-804
Neutral site-Avg/Game	-	3-478

Score by Periods	1st	2nd	3rd	4th	OT	Totals
Southeast Missouri	587	528	651	609	9	2384
Opponents	481	466	508	581	8	2044

Date	Opponent	Score	Att.
11/05/19	UMSL	w 70-56	1897
11/10/19	EVANSVILLE	w 83-60	768
11/13/19	at Arkansas State	w 79-67	816
11/19/19	at Eastern Michigan	L 64-69	901
11/21/19	at Purdue Fort Wayne	w 58-48	520
12/03/19	at Saint Louis	L 61-76	352
12/07/19	SOUTHERN ILLINOIS	w 79-65	567
12/14/19	at Ole Miss	w 70-53	1253
12/17/19	at Western Ill.	L 91-97	440
12/21/19	at Indiana St.	w 68-58	1209
12/29/19	HARRIS-STOWE	w 106-64	521
* 01/02/20	at Austin Peay	w 79-66	376
* 01/04/20	at Murray St.	L 62-70	1127
* 01/09/20	BELMONT	L 45-57	461
* 01/11/20	TENNESSEE STATE	w 83-54	560
* 01/16/20	AUSTIN PEAY	w 81-43	573
* 01/18/20	MURRAY STATE	w 88-73	823
* 01/23/20	at SIUE	w 66-56	0
* 01/25/20	at Eastern Illinois	w 77-65	811
* 01/30/20	at Morehead State	w 67-61	1043
* 02/01/20	at Eastern Kentucky	w 60-44	0
* 02/06/20	JACKSONVILLE STATE	w 79-52	487
* 02/08/20	TENNESSEE TECH	w 87-72	877
* 02/13/20	UT MARTIN	w 71-69	805
* 02/15/20	SIUE	w 80-57	1223
* 02/20/20	at Jacksonville State	L 51-72	450
* 02/22/20	at Tennessee Tech	w 72-59	1638
* 02/27/20	EASTERN ILLINOIS	w 72-56	745
* 02/29/20	at UT Martin	L 72-78	1920
03/05/20	vs Tennessee Tech	Wot 82-81	366
03/06/20	vs Belmont	w 114-99	574
03/07/20	vs UT Martin	w 67-47	494



RESULTS

REVIEW



RECORD:	OVERALL	HOME	AWAY	NEUTRAL
ALL GAMES	25-7	12-1	10-6	3-0
CONFERENCE	14-4	8-1	6-3	0-0
NON-CONFERENCE	11-3	4-0	4-3	3-0

Date	Opponent	Score	Att.	High Points	High Rebounds
11/05/19	UMSL	W 70-56	1897	(26)SHEPHARD, Carrie	(14)HARSHBERGER, Jessie
11/10/19	EVANSVILLE	W 83-60	768	(21)THOMPSON, Tesia	(8)SCOTT, Roshala
11/13/19	at Arkansas State	W 79-67	816	(26)THOMPSON, Tesia	(9)PRUITT, Taelour
					(9)GARDENER, Denisha
11/19/19	at Eastern Michigan	64-69 L	901	(31)SHEPHARD, Carrie	(10)HARSHBERGER, Jessie
11/21/19	at Purdue Fort Wayne	W 58-48	520	(17)PRUITT, Taelour	(9)SAINE, LaTrese
12/03/19	at Saint Louis	61-76 L	352	(23)SHEPHARD, Carrie	(7)GARDENER, Denisha
12/07/19	SOUTHERN ILLINOIS	W 79-65	567	(16)THOMPSON, Tesia	(9)THOMPSON, Tesia
					(9)SAINE, LaTrese
12/14/19	at Ole Miss	W 70-53	1253	(16)THOMPSON, Tesia	(9)THOMPSON, Tesia
12/17/19	at Western Ill.	91-97 L	440	(26)THOMPSON, Tesia	(5)HARSHBERGER, Jessie
					(5)SHEPHARD, Carrie
					(5)THOMPSON, Tesia
12/21/19	at Indiana St.	W 68-58	1209	(23)SHEPHARD, Carrie	(8)THOMPSON, Tesia
12/29/19	HARRIS-STOWE	W 106-64	521	(21)PRUITT, Taelour	(9)ALLEN, Kennedi
01/02/20	*at Austin Peay	W 79-66	376	(19)SHEPHARD, Carrie	(7)THOMPSON, Tesia
01/04/20	*at Murray St.	62-70 L	1127	(21)THOMPSON, Tesia	(8)THOMPSON, Tesia
					(8)GARDENER, Denisha
01/09/20	*BELMONT	45-57 L	461	(24)THOMPSON, Tesia	(8)THOMPSON, Tesia
01/11/20	*TENNESSEE STATE	W 83-54	560	(15)SHEPHARD, Carrie	(7)THOMPSON, Tesia
					(7)SAINE, LaTrese
01/16/20	*AUSTIN PEAY	W 81-43	573	(16)THOMPSON, Tesia	(7)THOMPSON, Tesia
				(16)SHEPHARD, Carrie	
01/18/20	*MURRAY STATE	W 88-73	823	(22)THOMPSON, Tesia	(8)GARDENER, Denisha
01/23/20	*at SIUE	W 66-56		(17)THOMPSON, Tesia	(9)THOMPSON, Tesia
01/25/20	*at Eastern Illinois	W 77-65	811	(23)SHEPHARD, Carrie	(13)THOMPSON, Tesia
01/30/20	*at Morehead State	W 67-61	1043	(20)THOMPSON, Tesia	(11)THOMPSON, Tesia
02/01/20	*at Eastern Kentucky	W 60-44		(13)THOMPSON, Tesia	(13)GARDENER, Denisha
				(13)SHEPHARD, Carrie	
02/06/20	*JACKSONVILLE STATE	W 79-52	487	(23)SHEPHARD, Carrie	(8)HARSHBERGER, Jessie
02/08/20	*TENNESSEE TECH	W 87-72	877	(28)THOMPSON, Tesia	(10)GARDENER, Denisha
02/13/20	*UT MARTIN	W 71-69	805	(22)THOMPSON, Tesia	(9)THOMPSON, Tesia
02/15/20	*SIUE	W 80-57	1223	(23)THOMPSON, Tesia	(8)BUSSARD, Sophie
02/20/20	*at Jacksonville State	51-72 L	450	(20)THOMPSON, Tesia	(10)GARDENER, Denisha
02/22/20	*at Tennessee Tech	W 72-59	1638	(24)THOMPSON, Tesia	(7)THOMPSON, Tesia
02/27/20	*EASTERN ILLINOIS	W 72-56	745	(24)THOMPSON, Tesia	(8)THOMPSON, Tesia
02/29/20	*at UT Martin	72-78 L	1920	(22)SHEPHARD, Carrie	(7)GARDENER, Denisha
03/05/20	vs Tennessee Tech	Wot 82-81	366	(29)THOMPSON, Tesia	(11)THOMPSON, Tesia
03/06/20	vs Belmont	W 114-99	574	(39)THOMPSON, Tesia	(5)SAINE, LaTrese
					(5)TAYLOR, Jocelyn
					(5)THOMPSON, Tesia
03/07/20	vs UT Martin	W 67-47	494	(25)THOMPSON, Tesia	(14)THOMPSON, Tesia

* - Conference game

Attendance Summary	Games	Attend	Avg/Game
Home	13	10307	793
Away	16	12856	804
Neutral	3	1434	478
Total	32	24597	769

OVC CHAMPIONS • 2006-07 • 2007-08 // TOURNAMENT CHAMPS • 2006-07 • 2019-20





REVIEW

GAME-BY-GAME

TEAM STATISTICS

Opponent	Date	Score		Total		3-Pointers		Free throws		Rebounds				pf	a	t/o	blk	stl	pts	avg
				fg-fga	pct	3fg-fga	pct	ft-fa	pct	off	def	tot	avg							
UMSL	11/05/19	70-56	W	28-67	.418	6-13	.462	8-13	.615	18	36	54	54.0	23	18	15	5	10	70	70.0
EVANSVILLE	11/10/19	83-60	W	25-59	.424	4-7	.571	29-44	.659	14	32	46	50.0	17	15	16	6	11	83	76.5
at Arkansas State	11/13/19	79-67	W	30-68	.441	7-25	.280	12-16	.750	18	34	52	50.7	15	20	12	3	3	79	77.3
at Eastern Michigan	11/19/19	64-69	L	24-68	.353	7-31	.226	9-14	.643	20	30	50	50.5	18	4	18	2	3	64	74.0
at Purdue Fort Wayne	11/21/19	58-48	W	22-60	.367	5-16	.313	9-12	.750	11	23	34	47.2	14	9	10	4	10	58	70.8
at Saint Louis	12/03/19	61-76	L	21-59	.356	7-21	.333	12-19	.632	15	17	32	44.7	17	14	16	3	11	61	69.2
SOUTHERN ILLINOIS	12/07/19	79-65	W	23-59	.390	3-13	.231	30-38	.789	17	34	51	45.6	19	11	16	1	8	79	70.6
at Ole Miss	12/14/19	70-53	W	31-69	.449	6-19	.316	2-4	.500	14	23	37	44.5	16	19	15	3	13	70	70.5
at Western Ill.	12/17/19	91-97	L	38-78	.487	5-19	.263	10-13	.769	19	26	45	44.6	28	16	15	2	13	91	72.8
at Indiana St.	12/21/19	68-58	W	25-66	.379	8-20	.400	10-17	.588	18	32	50	45.1	23	14	17	9	6	68	72.3
HARRIS-STOWE	12/29/19	106-64	W	40-74	.541	9-17	.529	17-22	.773	17	34	51	45.6	11	23	15	5	12	106	75.4
at Austin Peay	01/02/20	79-66	W	30-62	.484	3-13	.231	16-21	.762	13	23	36	44.8	16	18	13	4	13	79	75.7
at Murray St.	01/04/20	62-70	L	25-82	.305	3-17	.176	9-15	.600	27	24	51	45.3	22	12	17	2	8	62	74.6
BELMONT	01/09/20	45-57	L	19-67	.284	2-19	.105	5-8	.625	12	27	39	44.9	19	4	10	2	9	45	72.5
TENNESSEE STATE	01/11/20	83-54	W	35-75	.467	6-18	.333	7-10	.700	21	27	48	45.1	22	24	14	5	11	83	73.2
AUSTIN PEAY	01/16/20	81-43	W	33-62	.532	6-18	.333	9-16	.563	13	25	38	44.6	19	17	10	2	15	81	73.7
MURRAY STATE	01/18/20	88-73	W	30-71	.423	8-19	.421	20-23	.870	18	24	42	44.5	24	20	10	4	11	88	74.5
at SIUE	01/23/20	66-56	W	24-61	.393	0-11	.000	18-31	.581	19	23	42	44.3	19	10	17	3	16	66	74.1
at Eastern Illinois	01/25/20	77-65	W	26-50	.520	6-13	.462	19-25	.760	11	33	44	44.3	18	14	22	3	8	77	74.2
at Morehead State	01/30/20	67-61	W	25-60	.417	6-16	.375	11-15	.733	13	29	42	44.2	20	15	16	8	2	67	73.8
at Eastern Kentucky	02/01/20	60-44	W	23-65	.354	3-16	.188	11-16	.688	19	32	51	44.5	14	16	10	2	9	60	73.2
JACKSONVILLE STATE	02/06/20	79-52	W	31-67	.463	7-18	.389	10-13	.769	16	30	46	44.6	21	17	11	2	10	79	73.5
TENNESSEE TECH	02/08/20	87-72	W	37-73	.507	3-14	.214	10-12	.833	21	23	44	44.6	16	20	9	2	9	87	74.0
UT MARTIN	02/13/20	71-69	W	24-52	.462	4-12	.333	19-31	.613	10	32	42	44.5	16	10	17	4	6	71	73.9
SIUE	02/15/20	80-57	W	30-63	.476	8-15	.533	12-13	.923	16	24	40	44.3	16	18	18	3	9	80	74.2
at Jacksonville State	02/20/20	51-72	L	19-59	.322	2-11	.182	11-16	.688	13	25	38	44.0	16	6	11	4	8	51	73.3
at Tennessee Tech	02/22/20	72-59	W	25-60	.417	8-14	.571	14-20	.700	15	25	40	43.9	23	17	12	2	7	72	73.2
EASTERN ILLINOIS	02/27/20	72-56	W	26-56	.464	7-15	.467	13-21	.619	14	27	41	43.8	12	13	17	2	11	72	73.2
at UT Martin	02/29/20	72-78	L	27-64	.422	8-18	.444	10-13	.769	14	24	38	43.6	22	19	19	2	8	72	73.1
vs Tennessee Tech	03/05/20	82-81	Wot	32-73	.438	5-18	.278	13-17	.765	19	23	42	43.5	20	16	16	3	10	82	73.4
vs Belmont	03/06/20	114-99	W	43-66	.652	14-17	.824	14-19	.737	6	25	31	43.1	17	29	11	3	10	114	74.7
vs UT Martin	03/07/20	67-47	W	23-57	.404	6-18	.333	15-21	.714	12	34	46	43.2	22	13	17	6	8	67	74.5
Southeast Missouri		2384		894-2072	.431	182-531	.343	414-588	.704	503	880	1383	43.2	595	491	462	111	298	2384	74.5
Opponents		2044		682-1808	.377	215-668	.322	465-651	.714	347	754	1101	34.4	576	382	548	109	236	2044	63.9

Games played: 32
Points/game: 74.5
FG Pct: 43.1
3FG Pct: 34.3
FT Pct: 70.4

Rebounds/game: 43.2
Assists/game: 15.3
Turnovers/game: 14.4
Assist/turnover ratio: 1.1
Steals/game: 9.3
Blocks/game: 3.5



GAME-BY-GAME

REVIEW



	Score	FG-A	Pct.	3FG-A	Pct.	FT-A	Pct.	Off	Def	Total	PF	A	TO	B	S
UMSL	56	15-52	.288	5-13	.385	21-33	.636	8	23	31	16	6	15	1	7
Southeast Missouri	70	28-67	.418	6-13	.462	8-13	.615	18	36	54	23	18	15	5	10
Evansville	60	22-64	.344	3-23	.130	13-16	.813	11	27	38	32	9	21	5	6
Southeast Missouri	83	25-59	.424	4-7	.571	29-44	.659	14	32	46	17	15	16	6	11
Southeast Missouri	79	30-68	.441	7-25	.280	12-16	.750	18	34	52	15	20	12	3	3
Arkansas State	67	26-73	.356	5-22	.227	10-14	.714	15	23	38	13	14	7	3	3
Southeast Missouri	64	24-68	.353	7-31	.226	9-14	.643	20	30	50	18	4	18	2	3
Eastern Michigan	69	25-66	.379	8-27	.296	11-16	.688	12	28	40	21	11	12	3	6
Southeast Missouri	58	22-60	.367	5-16	.313	9-12	.750	11	23	34	14	9	10	4	10
Purdue-Fort Wayne	48	16-61	.262	6-22	.273	10-13	.769	21	26	47	15	6	21	6	4
Southeast Missouri	61	21-59	.356	7-21	.333	12-19	.632	15	17	32	17	14	16	3	11
Saint Louis	76	25-50	.500	9-16	.563	17-22	.773	10	26	36	14	17	18	4	7
Southern Illinois	65	23-56	.411	5-16	.313	14-21	.667	6	23	29	26	13	15	1	7
Southeast Missouri	79	23-59	.390	3-13	.231	30-38	.789	17	34	51	19	11	16	1	8
Southeast Missouri	70	31-69	.449	6-19	.316	2-4	.500	14	23	37	16	19	15	3	13
Ole Miss	53	18-45	.400	6-18	.333	11-18	.611	5	25	30	13	9	22	2	6
Southeast Missouri	91	38-78	.487	5-19	.263	10-13	.769	19	26	45	28	16	15	2	13
Western Illinois	97	29-55	.527	17-31	.548	22-38	.579	11	23	34	18	19	18	0	10
Southeast Missouri	68	25-66	.379	8-20	.400	10-17	.588	18	32	50	23	14	17	9	6
Indiana State	58	18-56	.321	2-16	.125	20-33	.606	14	27	41	20	8	18	3	9
Harris-Stowe	64	22-63	.349	12-24	.500	8-12	.667	8	18	26	17	13	21	5	7
Southeast Missouri	106	40-74	.541	9-17	.529	17-22	.773	17	34	51	11	23	15	5	12
Southeast Missouri	79	30-62	.484	3-13	.231	16-21	.762	13	23	36	16	18	13	4	13
Austin Peay	66	24-54	.444	6-23	.261	12-15	.800	8	21	29	16	16	17	3	7
Southeast Missouri	62	25-82	.305	3-17	.176	9-15	.600	27	24	51	22	12	17	2	8
Murray State	70	20-53	.377	6-18	.333	24-31	.774	12	33	45	16	9	22	8	11
Belmont	57	20-58	.345	6-27	.222	11-14	.786	12	37	49	12	11	18	2	5
Southeast Missouri	45	19-67	.284	2-19	.105	5-8	.625	12	27	39	19	4	10	2	9
Tennessee State	54	12-46	.261	4-10	.400	26-31	.839	7	21	28	16	5	17	2	11
Southeast Missouri	83	35-75	.467	6-18	.333	7-10	.700	21	27	48	22	24	14	5	11
Austin Peay	43	14-45	.311	7-23	.304	8-17	.471	11	18	29	18	8	25	1	3
Southeast Missouri	81	33-62	.532	6-18	.333	9-16	.563	13	25	38	19	17	10	2	15
Murray State	73	20-51	.392	12-28	.429	21-23	.913	8	24	32	20	11	23	2	5
Southeast Missouri	88	30-71	.432	8-19	.421	20-23	.870	18	24	42	24	20	10	4	11
Southeast Missouri	66	24-61	.393	0-11	.000	18-31	.581	19	23	42	19	10	17	3	16
SIUE	56	19-55	.345	6-17	.353	12-18	.667	16	24	40	21	13	29	2	12
Southeast Missouri	77	26-50	.520	6-13	.462	19-25	.760	11	33	44	18	14	22	3	8
Eastern Illinois	65	25-69	.362	7-25	.280	8-11	.727	14	17	31	20	14	15	3	11
Southeast Missouri	67	25-60	.417	6-16	.375	11-15	.733	13	29	42	20	15	16	8	2
Morehead State	61	20-60	.333	2-21	.095	19-26	.731	15	23	38	16	7	11	12	11
Southeast Missouri	60	23-65	.354	3-16	.188	11-16	.688	19	32	51	14	16	10	2	9
Eastern Kentucky	44	17-61	.279	5-27	.185	5-9	.556	15	25	40	15	10	16	6	6
Jacksonville State	52	14-49	.286	4-18	.222	20-27	.741	9	22	31	19	7	15	3	6
Southeast Missouri	79	29-52	.463	7-18	.389	10-13	.769	16	30	46	21	17	11	2	10
Tennessee Tech	72	24-56	.429	12-26	.462	12-17	.706	12	16	28	12	17	15	1	3
Southeast Missouri	87	37-73	.507	3-14	.214	10-12	.833	21	23	44	16	20	9	2	9
UT Martin	69	25-62	.403	4-20	.200	15-21	.714	10	24	34	25	17	12	2	11
Southeast Missouri	71	24-52	.462	4-12	.333	19-31	.613	10	32	42	16	10	17	4	6
SIUE	57	21-51	.412	5-16	.313	10-16	.625	10	17	27	19	10	19	2	9
Southeast Missouri	80	30-63	.476	8-15	.533	12-13	.923	16	24	40	16	18	18	3	9
Southeast Missouri	51	19-59	.322	2-11	.182	11-16	.688	13	25	38	16	6	11	4	8
Jacksonville State	72	24-55	.436	12-22	.545	12-16	.750	10	28	38	17	13	12	1	5
Southeast Missouri	72	25-60	.417	8-14	.571	14-20	.700	15	25	40	23	17	12	2	7
Tennessee Tech	59	19-55	.345	5-23	.217	16-21	.762	13	22	35	19	14	13	7	4
Eastern Illinois	56	20-51	.392	4-16	.250	12-14	.857	4	19	23	19	11	17	2	11
Southeast Missouri	72	26-56	.464	7-15	.467	13-21	.619	14	27	41	12	13	17	2	11
Southeast Missouri	78	27-64	.422	8-18	.444	10-13	.769	14	24	38	22	19	19	2	8
UT Martin	72	28-52	.538	5-10	.500	17-20	.850	3	24	27	11	21	15	7	9
Southeast Missouri	82	32-72	.438	5-18	.278	13-17	.765	19	23	42	20	16	16	3	10
Tennessee Tech	81	26-61	.426	10-28	.357	19-25	.760	15	23	38	20	16	17	4	11
Southeast Missouri	114	43-66	.652	14-17	.824	14-19	.737	6	25	31	17	29	11	3	10
Belmont	99	33-69	.478	15-31	.484	18-21	.857	12	21	33	19	19	15	1	5
Southeast Missouri	67	23-57	.404	6-18	.333	15-21	.714	12	34	46	22	13	17	6	8
UT Martin	47	18-54	.333	0-11	.000	11-22	.500	10	26	36	21	8	17	5	8
Southeast Missouri	2384	894-2072	.431	182-531	.343	414-588	.704	503	880	1383	595	491	462	111	298
Opponent	2044	682-1808	.377	215-668	.322	465-651	.714	347	754	1101	576	382	548	109	236

FOLLOW THE REDHAWKS AT GOSOUTHEAST.COM





REVIEW

GAME-BY-GAME

COMPARISONS

Opponent	1st	2nd	Score	Mar	Total FG	FG Pct	3-Pointers	3FG Pct	Free Throws	FT Pct	Rebounds	Assist	T/Over	Block	Steal	Fouls
UMSL	44/30	26/26	70-56	+14	28-67/15-52	.418/.288	6-13/5-13	.462/.385	8-13/21-33	.615/.636	54/31 +23	18/6	15/15	5/1	10/7	23/16
EVANSVILLE	34/29	49/31	83-60	+23	25-59/22-64	.424/.344	4-7/3-23	.571/.130	29-44/13-16	.659/.813	46/38 +8	15/9	16/21	6/5	11/6	17/32
Arkansas State	40/29	39/38	79-67	+12	30-68/26-73	.441/.356	7-25/5-22	.280/.227	12-16/10-14	.750/.714	52/38 +14	20/14	12/7	3/3	3/3	15/13
Eastern Michigan	21/35	43/34	64-69	(5)	24-68/25-66	.353/.379	7-31/8-27	.226/.296	9-14/11-16	.643/.688	50/40 +10	4/11	18/12	2/3	3/6	18/21
Purdue Fort Wayne	30/24	28/24	58-48	+10	22-60/16-61	.367/.262	5-16/6-22	.313/.273	9-12/10-13	.750/.769	34/47 (13)	9/6	10/21	4/6	10/4	14/15
Saint Louis	33/45	28/31	61-76	(15)	21-59/25-50	.366/.500	7-21/9-16	.333/.563	12-19/17-22	.632/.773	32/36 (4)	14/17	16/18	3/4	11/7	17/14
SOUTHERN ILLINOIS	36/34	43/31	79-65	+14	23-59/23-56	.390/.411	3-13/5-16	.231/.313	30-38/14-21	.789/.667	51/29 +22	11/13	16/15	1/1	8/7	19/26
Ole Miss	35/25	35/28	70-53	+17	31-69/18-45	.449/.400	6-19/6-18	.316/.333	2-4/11-18	.500/.611	37/30 +7	19/9	15/22	3/2	13/6	16/13
Western Ill.	39/45	52/52	91-97	(6)	38-78/29-55	.487/.527	5-19/17-31	.263/.548	10-13/22-38	.769/.579	45/34 +11	16/19	15/18	2/0	13/10	28/18
Indiana St.	33/25	35/33	68-58	+10	25-66/18-56	.379/.321	8-20/2-16	.400/.125	10-17/20-33	.588/.606	50/41 +9	14/8	17/18	9/3	6/9	23/20
HARRIS-STOWE	59/34	47/30	106-64	+42	40-74/22-63	.541/.349	9-17/12-24	.529/.500	17-22/8-12	.773/.667	51/26 +25	23/13	15/21	5/5	12/7	11/17
Austin Peay	37/33	42/33	79-66	+13	30-62/24-54	.484/.444	3-13/6-23	.231/.261	16-21/12-15	.762/.800	36/29 +7	18/16	13/17	4/3	13/7	16/16
Murray St.	31/26	31/44	62-70	(8)	25-82/20-53	.305/.377	3-17/6-18	.176/.333	9-15/24-31	.600/.774	51/45 +6	12/9	17/22	2/8	8/11	22/16
BELMONT	26/28	19/29	45-57	(12)	19-67/20-58	.284/.345	2-19/6-27	.105/.222	5-8/11-14	.625/.786	39/49 (10)	4/11	10/18	2/2	9/5	19/12
TENNESSEE STATE	34/23	49/31	83-54	+29	35-75/12-46	.467/.261	6-18/4-10	.333/.400	7-10/26-31	.700/.839	48/28 +20	24/5	14/17	5/2	11/11	22/16
AUSTIN PEAY	41/23	40/20	81-43	+38	33-62/14-45	.532/.311	6-18/7-23	.333/.304	9-16/8-17	.563/.471	38/29 +9	17/8	10/25	2/1	15/3	19/18
MURRAY STATE	31/41	57/32	88-73	+15	30-71/20-51	.423/.392	8-19/12-28	.421/.429	20-23/21-23	.870/.913	42/32 +10	20/11	10/23	4/2	11/5	24/20
SIUE	37/33	29/23	66-56	+10	24-61/19-55	.393/.345	0-11/6-17	.000/.353	18-31/12-18	.581/.667	42/40 +2	10/13	17/29	3/2	16/12	19/21
Eastern Illinois	30/24	47/41	77-65	+12	26-50/25-69	.520/.362	6-13/7-25	.462/.280	19-25/8-11	.760/.727	44/31 +13	14/14	22/15	3/3	8/11	18/20
Morehead State	35/23	32/38	67-61	+6	25-60/20-60	.417/.333	6-16/2-21	.375/.095	11-15/19-26	.733/.731	42/38 +4	15/7	16/11	8/12	2/11	20/16
Eastern Kentucky	26/21	34/23	60-44	+16	23-65/17-61	.354/.279	3-16/5-27	.188/.185	11-16/5-9	.688/.556	51/40 +11	16/10	10/16	2/6	9/6	14/15
JACKSONVILLE STATE	37/27	42/25	79-52	+27	31-67/14-49	.463/.286	7-18/4-18	.389/.222	10-13/20-27	.769/.741	46/31 +15	17/7	11/15	2/3	10/6	21/19
TENNESSEE TECH	47/32	40/40	87-72	+15	37-73/24-56	.507/.429	3-14/12-26	.214/.462	10-12/12-17	.833/.706	44/28 +16	20/17	9/15	2/1	9/3	16/12
UT MARTIN	28/32	43/37	71-69	+2	24-52/25-62	.462/.403	4-12/4-20	.333/.200	19-31/15-21	.613/.714	42/34 +8	10/17	17/12	4/2	6/11	16/25
SIUE	35/23	45/34	80-57	+23	30-63/21-51	.476/.412	8-15/5-16	.533/.313	12-13/10-16	.923/.625	40/27 +13	18/10	18/19	3/2	9/9	16/19
Jacksonville State	17/28	34/44	51-72	(21)	19-59/24-55	.322/.436	2-11/12-22	.182/.545	11-16/12-16	.688/.750	38/38 -	6/13	11/12	4/1	8/5	16/17
Tennessee Tech	38/18	34/41	72-59	+13	25-60/19-55	.417/.345	8-14/5-23	.571/.217	14-20/16-21	.700/.762	40/35 +5	17/14	12/13	2/7	7/4	23/19
EASTERN ILLINOIS	32/26	40/30	72-56	+16	26-56/20-51	.464/.392	7-15/4-16	.467/.250	13-21/12-14	.619/.857	41/23 +18	13/11	17/17	2/2	11/11	12/19
UT Martin	35/37	37/41	72-78	(6)	27-64/28-52	.422/.538	8-18/5-10	.444/.500	10-13/17-20	.769/.850	38/27 +11	19/21	19/15	2/7	8/9	22/11
Tennessee Tech	37/34	36/39	82-81	+1	32-73/26-61	.438/.426	5-18/10-28	.278/.357	13-17/19-25	.765/.760	42/38 +4	16/16	16/17	3/4	10/11	20/20
Belmont	45/41	69/58	114-99	+15	43-66/33-69	.652/.478	14-17/15-31	.824/.484	14-19/18-21	.737/.857	31/33 (2)	29/19	11/15	3/1	10/5	17/19
UT Martin	32/19	35/28	67-47	+20	23-57/18-54	.404/.333	6-18/0-11	.333/.000	15-21/11-22	.714/.500	46/36 +10	13/8	17/17	6/5	8/8	22/21

Note: Game totals are displayed in the format TEAM/OPPONENT for each category

SPECIALTY STATS

Opponent	W/L	Points in the Paint		2nd Chance Points		Points off Turnovers		Fastbreak Points		Bench Points	
		SEMO	Opp.	SEMO	Opp.	SEMO	Opp.	SEMO	Opp.	SEMO	Opp.
UMSL	W, 70-56	30	16	6	9	19	16	12	2	21	16
Evansville	W, 83-60	34	32	19	13	23	9	6	2	31	22
Arkansas St.	W, 79-67	38	34	15	12	11	11	6	4	9	15
Eastern Michigan	L, 64-69	20	32	15	11	7	15	5	8	13	17
Purdue-Fort Wayne	W, 58-48	26	12	8	14	22	10	15	2	8	4
Saint Louis	L, 61-76	20	28	6	10	19	20	6	4	5	5
Southern Illinois	W, 79-65	10	26	11	6	20	12	0	6	47	24
Ole Miss	W, 70-53	34	20	9	1	20	16	8	12	9	18
Western Illinois	L, 97-91	54	20	19	7	28	20	18	18	30	15
Indiana St.	W, 68-58	28	28	12	11	22	12	10	6	24	30
Harris-Stowe	W, 106-64	38	16	21	6	26	12	14	4	37	30
Austin Peay	W, 79-66	46	30	16	11	16	12	18	5	27	26
Murray State	L, 62-70	36	22	12	14	24	23	11	11	14	18
Belmont	L, 45-57	12	24	4	4	8	8	2	0	10	2
Tennessee State	W, 83-54	46	14	19	4	16	8	14	2	34	19
Austin Peay	W, 81-43	32	10	14	6	33	4	18	0	25	10
Murray State	W, 88-73	30	8	24	4	28	12	6	2	24	11
SIUE	W, 66-56	32	22	20	21	29	20	21	11	12	15
Eastern Illinois	W, 77-65	24	22	15	13	16	20	4	4	16	13
Morehead St.	W, 67-61	26	24	16	9	14	17	2	9	23	20
Eastern Kentucky	W, 60-44	36	22	13	10	20	5	12	4	23	9
Jacksonville State	W, 79-52	38	14	20	5	23	8	10	2	14	19
Tennessee Tech	W, 87-72	50	24	21	7	17	8	12	0	24	26
UT Martin	W, 71-69	28	28	11	2	13	18	4	2	19	6
SIUE	W, 80-57	28	20	10	11	19	15	8	4	16	31
Jacksonville St.	L, 51-72	30	20	6	8	9	20	13	8	11	32
Tennessee Tech	W, 72-59	26	26	8	9	14	18	5	3	15	17
Eastern Illinois	W, 72-56	26	24	17	2	18	16	10	4	11	8
UT Martin	L, 27-78	28	32	10	2	11	15	17	7	23	2
Tennessee Tech	W, 82-81	26	50	16	14	18	16	9	17	11	26
Belmont	W, 114-99	48	30	2	18	26	14	25	6	22	31
UT Martin	W, 67-47	28	28	5	6	19	6	11	8	9	13
Total (Avg.)		1,008 (31.5)	758 (23.7)	409 (12.8)	280 (8.8)	608 (19.0)	436 (13.6)	332 (10.4)	177 (5.5)	617 (19.3)	550 (17.2)



GAME-BY-GAME

REVIEW



GAME LEADERS

Opponent	W/L	Score	Points	Rebounds	Assists	Blocks	Steals
UMSL	W	70-56	Shephard (26)	Harshberger (14)	Shephard (6)	Pruitt (5)	Saine (3)
Evansville	W	83-60	Thompson (21)	Scott (8)	Shephard (5)	Shephard, Pruitt (3)	Saine (4)
Arkansas St.	W	79-67	Thompson (26)	Gardener, Pruitt (9)	Shephard (6)	Three Players (1)	Saine (2)
Eastern Michigan	L	64-69	Shephard (31)	Harshberger (10)	Gardener (2)	Three Players (1)	Gardener, Saine (1)
Purdue-Fort Wayne	W	58-48	Pruitt (17)	Saine (9)	Pruitt (3)	Five Players (2)	Saine (4)
Saint Louis	L	61-76	Shephard (23)	Gardener (7)	Pruitt (6)	Gardener, Pruitt (3)	Allen (2)
Southern Illinois	W	79-65	Thompson (16)	Saine, Thompson (9)	Thompson (4)	Taylor (2)	Bussard (1)
Ole Miss	W	70-53	Thompson (16)	Thompson (9)	Pruitt (7)	Shephard (6)	Three Players (1)
Western Illinois	L	91-97	Thompson (26)	Four Players (5)	Shephard (6)	Shephard (4)	Gardener, Scott (1)
Indiana St.	W	68-58	Shephard (23)	Thompson (8)	Pruitt (4)	Thompson (2)	Saine (6)
Harris-Stowe	W	106-64	Pruitt (21)	Allen (9)	Pruitt, Thompson (5)	Pruitt (5)	Allen, Taylor (2)
Austin Peay	W	79-66	Shephard (19)	Thompson (7)	Pruitt (7)	Gardener, Bussard (3)	Allen, Gardener (2)
Murray State	L	62-70	Thompson (21)	Gardner, Thompson (8)	Pruitt (6)	Harshberger (3)	Saine, Thompson (1)
Belmont	L	45-57	Thompson (24)	Thompson (8)	Four Players (1)	Gardener (4)	Taylor, Saine (1)
Tennessee State	W	83-54	Shephard (15)	Saine, Thompson (7)	Shephard (7)	Pruitt (3)	Saine (3)
Austin Peay	W	81-43	Shephard, Thompson (16)	Thompson (7)	Thompson (5)	Pruitt (5)	Taylor Pruitt (1)
Murray State	W	88-73	Thompson (22)	Gardener (8)	Shephard (10)	Shephard (4)	Four Players (1)
SIUE	W	66-56	Thompson (17)	Thompson (9)	Shephard (3)	Shephard (5)	Three Players (1)
Eastern Illinois	W	77-65	Shephard (23)	Thompson (13)	Thompson (6)	Shephard (4)	Three Players (1)
Morehead St.	W	67-61	Thompson (20)	Thompson (11)	Shephard (5)	Harshberger, Shephard (1)	Saine (4)
Eastern Kentucky	W	60-44	Shephard, Thompson (13)	Gardener (13)	Pruitt (5)	Shephard (5)	Saine, Allen (1)
Jacksonville State	W	79-52	Shephard (23)	Harshberger (8)	Shephard (7)	Shephard (4)	Taylor, Bussard (1)
Tennessee Tech	W	87-72	Thompson (28)	Gardener (10)	Pruitt (6)	Shephard (5)	Saine, Harshberger (1)
UT Martin	W	71-69	Thompson (22)	Thompson (9)	Pruitt (4)	Pruitt (3)	Saine (2)
SIUE	W	80-57	Thompson (23)	Bussard (8)	Bussard (5)	Pruitt, Taylor (2)	Akoro (2)
Jacksonville St.	L	51-72	Thompson (20)	Gardener (10)	Scott (2)	Shephard (4)	Saine (2)
Tennessee Tech	W	72-59	Thompson (24)	Thompson (7)	Pruitt (6)	Pruitt, Thompson (3)	Saine, Akoro (1)
Eastern Illinois	W	72-56	Thompson (24)	Thompson (8)	Shephard (7)	Shephard (4)	Scott, Akoro (1)
UT Martin	L	72-78	Shephard (22)	Gardener (7)	Thompson (6)	Gardener, Thompson (2)	Saine (2)
Tennessee Tech	W	82-81	Thompson (29)	Thompson (11)	Thompson (6)	Shephard (3)	Three Players (1)
Belmont	W	114-99	Thompson (39)	Three Players (5)	Thompson (8)	Four Players (2)	Saine (3)
UT Martin	W	67-47	Thompson (25)	Thompson (14)	Thompson, Shephard (4)	Shephard (4)	Taylor (4)

STARTERS

Opponent	G	G	G/F	F	F	(W-L)
UMSL	Shephard	Pruitt	Thompson	Harshberger	Gardener	
Evansville	Shephard	Pruitt	Thompson	Harshberger	Gardener	
Arkansas St.	Shephard	Pruitt	Thompson	Harshberger	Gardener	
Eastern Michigan	Shephard	Pruitt	Bussard	Harshberger	Gardener	
Purdue-Fort Wayne	Shephard	Pruitt	Bussard	Harshberger	Gardener	
Saint Louis	Shephard	Pruitt	Bussard	Harshberger	Gardener	
Southern Illinois	Shephard	Pruitt	Bussard	Harshberger	Gardener	
Ole Miss	Shephard	Pruitt	Thompson	Harshberger	Gardener	
Western Illinois	Shephard	Pruitt	Thompson	Harshberger	Gardener	
Indiana St.	Shephard	Pruitt	Thompson	Harshberger	Gardener	
Harris-Stowe	Shephard	Pruitt	Thompson	Harshberger	Gardener	
Austin Peay	Shephard	Pruitt	Taylor	Harshberger	Gardener	
Murray State	Shephard	Pruitt	Thompson	Harshberger	Gardener	
Belmont	Shephard	Pruitt	Thompson	Harshberger	Gardener	
Tennessee State	Shephard	Pruitt	Thompson	Harshberger	Gardener	
Austin Peay	Shephard	Pruitt	Thompson	Harshberger	Gardener	
Murray State	Shephard	Pruitt	Thompson	Harshberger	Gardener	
SIUE	Shephard	Pruitt	Thompson	Harshberger	Gardener	
Eastern Illinois	Shephard	Pruitt	Thompson	Harshberger	Gardener	
Morehead St.	Shephard	Pruitt	Thompson	Harshberger	Gardener	
Eastern Kentucky	Shephard	Pruitt	Thompson	Harshberger	Gardener	
Jacksonville State	Shephard	Pruitt	Thompson	Harshberger	Gardener	
Tennessee Tech	Shephard	Pruitt	Thompson	Harshberger	Gardener	
UT Martin	Shephard	Pruitt	Thompson	Harshberger	Gardener	
SIUE	Shephard	Pruitt	Thompson	Harshberger	Gardener	
Jacksonville St.	Shephard	Pruitt	Thompson	Harshberger	Gardener	
Tennessee Tech	Shephard	Pruitt	Thompson	Harshberger	Gardener	
Eastern Illinois	Shephard	Thompson	Taylor	Harshberger	Gardener	
UT Martin	Shephard	Thompson	Taylor	Harshberger	Gardener	
Tennessee Tech	Shephard	Pruitt	Thompson	Harshberger	Gardener	
Belmont	Shephard	Pruitt	Thompson	Harshberger	Gardener	
UT Martin	Shephard	Pruitt	Thompson	Harshberger	Gardener	





REVIEW

Points	G	Pts	Pts/G
THOMPSON, Tesia	29	570	19.7
SHEPHARD, Carrie	32	532	16.6
PRUITT, Taelour	31	299	9.6
HARSHBERGER, Jessie	32	245	7.7
TAYLOR, Jocelyn	27	171	6.3
SCOTT, Roshala	32	161	5.0
SAINE, LaTrese	32	153	4.8
GARDENER, Denisha	32	111	3.5
BUSSARD, Sophie	31	102	3.3
ALLEN, Kennedy	18	25	1.4
AKORO, Celeste	21	15	0.7

FG Percentage	FG	Att	Pct
ALLEN, Kennedy	9	16	.563
TAYLOR, Jocelyn	68	137	.496
GARDENER, Denisha	48	100	.480
SAINE, LaTrese	65	136	.478
HARSHBERGER, Jessie	103	228	.452
THOMPSON, Tesia	198	449	.441
AKORO, Celeste	6	14	.429
SCOTT, Roshala	62	145	.428
SHEPHARD, Carrie	196	471	.416
PRUITT, Taelour	104	263	.395
BUSSARD, Sophie	35	112	.313
HANCOCK, Sophia	0	1	.000

3-Point Percentage	3FG	Att	Pct
SHEPHARD, Carrie	96	239	.402
PRUITT, Taelour	37	99	.374
TAYLOR, Jocelyn	2	6	.333
HARSHBERGER, Jessie	24	73	.329
THOMPSON, Tesia	14	47	.298
SCOTT, Roshala	5	27	.185
BUSSARD, Sophie	4	40	.100

Free Throw Percent	FG	Att	Pct
SHEPHARD, Carrie	44	52	.846
THOMPSON, Tesia	160	206	.777
PRUITT, Taelour	54	70	.771
BUSSARD, Sophie	28	39	.718
TAYLOR, Jocelyn	33	47	.702
ALLEN, Kennedy	7	11	.636
HARSHBERGER, Jessie	15	24	.625
SCOTT, Roshala	32	52	.615
SAINE, LaTrese	23	41	.561
GARDENER, Denisha	15	38	.395
AKORO, Celeste	3	8	.375

TEAM LEADERS

Scoring Average	G	Pts	Avg/G
THOMPSON, Tesia	29	570	19.7
SHEPHARD, Carrie	32	532	16.6
PRUITT, Taelour	31	299	9.6
HARSHBERGER, Jessie	32	245	7.7
TAYLOR, Jocelyn	27	171	6.3
SCOTT, Roshala	32	161	5.0
SAINE, LaTrese	32	153	4.8
GARDENER, Denisha	32	111	3.5
BUSSARD, Sophie	31	102	3.3
ALLEN, Kennedy	18	25	1.4
AKORO, Celeste	21	15	0.7
HANCOCK, Sophia	18	0	0.0

Field Goal Attempts	G	Att	Att/G
SHEPHARD, Carrie	32	471	14.7
THOMPSON, Tesia	29	449	15.5
PRUITT, Taelour	31	263	8.5
HARSHBERGER, Jessie	32	228	7.1
SCOTT, Roshala	32	145	4.5

Field Goals Made	G	Made	Made/G
THOMPSON, Tesia	29	198	6.8
SHEPHARD, Carrie	32	196	6.1
PRUITT, Taelour	31	104	3.4
HARSHBERGER, Jessie	32	103	3.2
TAYLOR, Jocelyn	27	68	2.5

3-Point FG Attempts	G	Att	Att/G
SHEPHARD, Carrie	32	239	7.5
PRUITT, Taelour	31	99	3.2
HARSHBERGER, Jessie	32	73	2.3
THOMPSON, Tesia	29	47	1.6
BUSSARD, Sophie	31	40	1.3

3-Point FG Made	G	Made	Made/G
SHEPHARD, Carrie	32	96	3.0
PRUITT, Taelour	31	37	1.2
HARSHBERGER, Jessie	32	24	0.8
THOMPSON, Tesia	29	14	0.5
SCOTT, Roshala	32	5	0.2

Free Throw Attempts	G	Att	Att/G
THOMPSON, Tesia	29	206	7.1
PRUITT, Taelour	31	70	2.3
SHEPHARD, Carrie	32	52	1.6
SCOTT, Roshala	32	52	1.6
TAYLOR, Jocelyn	27	47	1.7

Free Throws Made	G	Made	Made/G
THOMPSON, Tesia	29	160	5.5
PRUITT, Taelour	31	54	1.7
SHEPHARD, Carrie	32	44	1.4
TAYLOR, Jocelyn	27	33	1.2
SCOTT, Roshala	32	32	1.0



TEAM LEADERS

REVIEW



Rebounds	G	Reb	Reb/G
THOMPSON, Tesia	29	223	7.7
GARDENER, Denisha	32	198	6.2
SAINE, LaTrese	32	138	4.3
HARSHBERGER, Jessie	32	123	3.8
SHEPHARD, Carrie	32	106	3.3

Rebound Average	G	Reb	Avg/G
THOMPSON, Tesia	29	223	7.7
GARDENER, Denisha	32	198	6.2
SAINE, LaTrese	32	138	4.3
HARSHBERGER, Jessie	32	123	3.8
TAYLOR, Jocelyn	27	101	3.7

Offensive Rebounds	G	No.	Avg/G
GARDENER, Denisha	32	81	2.5
THOMPSON, Tesia	29	68	2.3
HARSHBERGER, Jessie	32	56	1.8
SAINE, LaTrese	32	48	1.5
SCOTT, Roshala	32	46	1.4

Defensive Rebounds	G	No.	Avg/G
THOMPSON, Tesia	29	155	5.3
GARDENER, Denisha	32	117	3.7
SHEPHARD, Carrie	32	91	2.8
SAINE, LaTrese	32	90	2.8
PRUITT, Taelour	31	68	2.2

Fouls	G	No.	Per/G
GARDENER, Denisha	32	90	2.8
SAINE, LaTrese	32	85	2.7
THOMPSON, Tesia	29	71	2.4
HARSHBERGER, Jessie	32	66	2.1
PRUITT, Taelour	31	62	2.0

Foulouts	G	No.
GARDENER, Denisha	32	3
HARSHBERGER, Jessie	32	1
THOMPSON, Tesia	29	1

Assists	G	No.	Ast/G
PRUITT, Taelour	31	111	3.6
SHEPHARD, Carrie	32	111	3.5
THOMPSON, Tesia	29	93	3.2
SCOTT, Roshala	32	38	1.2
BUSSARD, Sophie	31	32	1.0

Steals	G	No.	Stl/G
SHEPHARD, Carrie	32	76	2.4
PRUITT, Taelour	31	57	1.8
THOMPSON, Tesia	29	47	1.6
GARDENER, Denisha	32	31	1.0
SCOTT, Roshala	32	26	0.8

Blocked Shots	G	No.	Blk/G
SAINE, LaTrese	32	48	1.5
TAYLOR, Jocelyn	27	15	0.6
ALLEN, Kennedi	18	12	0.7
THOMPSON, Tesia	29	10	0.3
GARDENER, Denisha	32	7	0.2

Minutes	G	No.	Min/G
SHEPHARD, Carrie	32	1082	33.8
PRUITT, Taelour	31	896	28.9
THOMPSON, Tesia	29	886	30.6
GARDENER, Denisha	32	673	21.0
HARSHBERGER, Jessie	32	667	20.8

Turnovers	G	No.	TO/G
PRUITT, Taelour	31	84	2.7
SHEPHARD, Carrie	32	83	2.6
THOMPSON, Tesia	29	64	2.2
SAINE, LaTrese	32	46	1.4
TAYLOR, Jocelyn	27	39	1.4





REVIEW

NATIONAL LEADERS

Statistic	NCAA Rank	OVC Rank	Value	National Leader	Value	Conference Leader	Value
Assist/Turnover Ratio	57	1	1.06	Oregon	1.91	Southeast Missouri	1.06
Assists	32	2	491	Oregon	696	UT Martin	495
Assists Per Game	45	2	15.3	Baylor	22.1	UT Martin	15.5
Blocked Shots	115	4	111	South Carolina	284	Morehead St.	183
Blocked Shots Per Game	135	6	3.5	South Carolina	8.6	Morehead St.	6.1
Defensive Rebounds Per Game	--	--	--	Troy	32.8	Belmont	31.3
Fewest Fouls	318	11	595	Penn	355	Tennessee Tech	451
Fewest Turnovers	140	3	462	Penn	320	Jacksonville St.	413
Field-Goal Percentage	56	2	43.1	Oregon	50.9	UT Martin	44.0
Field-Goal Percentage Defense	73	4	37.7	Baylor	31.0	Belmont	34.5
Free Throw Attempts	60	3	588	Alabama St.	770	UT Martin	646
Free Throws Made	53	3	414	Arkansas	512	UT Martin	466
Free Throw Percentage	146	8	70.4	William & Mary	81.5	Tennessee St.	74.0
Offensive Rebounds Per Game	10	1	15.7	Troy	22.2	Southeast Missouri	15.7
Personal Fouls Per Game	274	8	18.6	UConn	11.1	Tennessee Tech	15.0
Rebound Margin	15	2	8.8	Troy	15.4	Belmont	9.0
Rebounds	4	1	1,383	Troy	1,595	Southeast Missouri	1,383
Rebounds Per Game	12	2	43.22	Troy	55.00	Belmont	43.71
Scoring Defense	158	5	63.9	Princeton	47.9	Belmont	58.6
Scoring Margin	39	1	10.6	Baylor	30.2	Southeast Missouri	10.6
Scoring Offense	26	1	74.5	Oregon	86.0	Southeast Missouri	74.5
Steals	43	3	298	Alcorn	433	Eastern Illinois	331
Steals Per Game	63	6	9.3	Alcorn	14.0	Eastern Illinois	10.7
Three-Point FG Defense	231	8	32.2	Old Dominion	24.3	Belmont	27.4
Three-Point FG Attempts	--	--	--	FGCU	1,155	Austin Peay	845
Three-Point FG Made	155	7	182	FGCU	397	Austin Peay	267
Three-Point FG Per Game	184	8	5.7	FGCU	12.0	Austin Peay	8.9
Three-Point FG Percentage	57	2	34.3	UConn	39.9	Tennessee Tech	34.8
Turnover Margin	68	3	2.69	FGCU	10.27	Austin Peay	5.57
Turnovers Forced	114	7	17.13	Alcorn	26.13	Austin Peay	21.27
Turnovers Per Game	91	3	14.4	FGCU	10.5	Jacksonville St.	13.8
Won-Lost Percentage	30	1	78.1	South Carolina	97.0	Southeast Missouri	78.1



NATIONAL LEADERS

REVIEW



Statistic	Player	NCAA Rank	OVC Rank	Value	National Leader	Value	OVC Leader	Value
Assist/Turnover Ratio	Tesia Thompson	167	3	1.45	Kelly Campbell, DePaul	6.28	Akia Harris, TTU	2.00
	Carrie Shephard	209	5	1.34				
	Taelour Pruitt	212	7	1.32				
Assists	--	--	--	--	Sabrina Ionescu, Oregon	299	Akia Harris, TTU	142
Assists Per Game	Taelour Pruitt	197	6	3.6	Sabrina Ionescu, Oregon	9.1	Akia Harris, TTU	4.7
	Carrie Shephard	209	7	3.5				
	--	--	--	--				
Blocked Shots	LaTrese Saine	74	5	48	Sara Hamson, BYU	137	Chelsey Perry, UTM	86
Blocked Shots Per Game	LaTrese Saine	93	5	1.50	Sara Hamson, BYU	4.72	Ariel Kirkwood, MOR	2.73
Defensive Rebounds Per Game	--	--	--	--	Ellie Harmeyer, Belmont	9.7	Ellie Harmeyer, BEL	9.7
Double Doubles	--	--	--	--	Ellie Harmeyer, Belmont	23	Ellie Harmeyer, BEL	23
Field-Goal Attempts	Carrie Shephard	36	2	471	Dyaisha Fair, Buffalo	624	Chelsey Perry, UTM	570
	Tesia Thompson	50	3	449				
	--	--	--	--				
Field-Goals Made	Tesia Thompson	46	2	198	Chelsey Perry, UT Martin	286	Chelsey Perry, UTM	286
	Carrie Shephard	49	3	196				
	--	--	--	--				
Field-Goal Percentage	Tesia Thompson	164	3	44.1	Ruthy Hebard, Oregon	68.5	Chelsey Perry, UTM	50.2
	Carrie Shephard	224	4	41.6				
	--	--	--	--				
Final Points	Tesia Thompson	26	3	570	Stella Johnson, Rider	745	Chelsey Perry, UTM	740
	Carrie Shephard	60	4	532				
	--	--	--	--				
Free Throw Attempts	Tesia Thompson	14	2	206	Ellie Harmeyer, Belmont	251	Ellie Harmeyer, BEL	251
Free Throws Made	Tesia Thompson	12	2	160	Ellie Harmeyer, Belmont	203	Ellie Harmeyer, BEL	203
Free Throw Percentage	Tesia Thompson	149	8	77.7	Jaylyn Agnew, Creighton	95.0	Breuna Jackson, MOR	89.9
Minutes Played	Carrie Shephard	74	2	1081:01	Bre Cavanaugh, Fordham	1242:19	Chelsey Perry, UTM	1096:35
Minutes Played Per Game	--	--	--	--	Katie Nelson, Boston U.	39.43	Lex Mayes, MUR	34.76
Offensive Rebounds Per Game	--	--	--	--	Rodjanae Wade, UNLV	5.6	--	--
Points Per Game	Tesia Thompson	17	2	19.7	Stell Johnson, Rider	24.8	Chelsey Perry, UTM	23.1
	Carrie Shephard	91	4	16.6				
	--	--	--	--				
Rebounds	--	--	--	--	Ellie Harmeyer, Belmont	381	Ellie Harmeyer, BEL	381
Rebounds Per Game	Tesia Thompson	162	8	7.7	Ila Lane, UC Santa Barbara	13.0	Ellie Harmeyer, BEL	12.3
Steals	Carrie Shephard	25	1	76	Stephanie Karcz, Loyla Maryland	150	Carrie Shephard, SEMO	76
	Taelour Pruitt	132	6	57				
	--	--	--	--				
Steals Per Game	Carrie Shephard	41	2	2.38	Stephanie Karcz, Loyla Maryland	5.17	Jaden Wrightsell, TSU	2.4
	Taelour Pruitt	168	7	1.84				
	--	--	--	--				
Three-Point FG Attempts	Carrie Shephard	13	1	239	Taylor Robertson, Oklahoma	308	Carrie Shephard, SEMO	239
Three-Point FG Made	Carrie Shephard	7	1	96	Taylor Robertson, Oklahoma	131	Carrie Shephard, SEMO	96
Three-Point FG Per Game	Carrie Shephard	13	1	3.00	Taylor Robertson, Oklahoma	4.37	Carrie Shephard, SEMO	3.00
Three-Point FG Percentage	Carrie Shephard	41	3	40.2	Madisen Parker, Bowling Green	48.0	Maggie Knowles, APSU	43.0
Triple Doubles	--	--	--	--	Sabrina Ionescu, Oregon	8	--	--



FOLLOW THE REDHAWKS AT GOSOUTHEAST.COM





REVIEW

SEASON/CAREER

SEASON STATISTICS

CAREER STATISTICS

SUMMARY	gp-gs	min/g	fg%	3fg%	ft%	r/g	a/g	stl	blk	pts/g	gp-gs	min/g	fg%	3fg%	ft%	r/g	a/g	stl	blk	pts/g
THOMPSON, Tesia	29-27	30.6	.441	.298	.777	7.7	3.2	47	10	19.7	89-77	29.2	.437	.318	.747	6.8	2.2	157	32	16.8
SHEPHARD, Carrie	32-32	33.8	.416	.402	.846	3.3	3.5	76	1	16.6	62-60	30.7	.387	.371	.760	2.5	2.5	106	4	13.2
PRUITT, Taelour	31-30	28.9	.395	.374	.771	2.8	3.6	57	1	9.6	60-36	24.0	.390	.344	.759	2.3	2.8	79	2	7.5
HARSHBERGER, Jessi	32-32	20.8	.452	.329	.625	3.8	1.0	22	4	7.7	109-44	12.5	.419	.305	.750	2.0	0.4	46	11	3.5
TAYLOR, Jocelyn	27-3	17.9	.496	.333	.702	3.7	0.8	15	15	6.3	56-25	19.2	.497	.261	.658	3.8	0.8	43	42	7.2
SCOTT, Roshala	32-0	16.3	.428	.185	.615	3.3	1.2	26	6	5.0	32-0	16.3	.428	.185	.615	3.3	1.2	26	6	5.0
SAINE, LaTrese	32-0	13.5	.478	.000	.561	4.3	0.5	6	48	4.8	75-16	14.4	.438	.000	.584	3.8	0.5	31	109	4.7
GARDENER, Denisha	32-32	21.0	.480	.000	.395	6.2	1.0	31	7	3.5	32-32	21.0	.480	.000	.395	6.2	1.0	31	7	3.5
BUSSARD, Sophie	31-4	18.2	.313	.100	.718	2.9	1.0	16	2	3.3	31-4	18.2	.313	.100	.718	2.9	1.0	16	2	3.3
ALLEN, Kennedy	18-0	6.7	.563	.000	.636	2.0	0.2	1	12	1.4	70-9	11.6	.509	.000	.529	2.3	0.4	21	54	1.9
AKORO, Celeste	21-0	3.4	.429	.000	.375	0.8	0.0	1	5	0.7	37-4	6.1	.385	.000	.350	1.2	0.0	1	16	1.0
HANCOCK, Sophia	18-0	1.4	.000	.000	.000	0.4	0.1	0	0	0.0	18-0	1.4	.000	.000	.000	0.4	0.1	0	0	0.0

SCORING	fg-fga	fg%	3fg-fga	3fg%	ft-fta	ft%	pts	pts/g	fg-fga	fg%	3fg-fga	3fg%	ft-fta	ft%	pts	pts/g
THOMPSON, Tesia	198-449	.441	14-47	.298	160-206	.777	570	19.7	517-1183	.437	35-110	.318	428-573	.747	1497	16.8
SHEPHARD, Carrie	196-471	.416	96-239	.402	44-52	.846	532	16.6	297-767	.387	169-456	.371	57-75	.760	820	13.2
PRUITT, Taelour	104-263	.395	37-99	.374	54-70	.771	299	9.6	155-397	.390	52-151	.344	85-112	.759	447	7.5
HARSHBERGER, Jessi	103-228	.452	24-73	.329	15-24	.625	245	7.7	161-384	.419	29-95	.305	30-40	.750	381	3.5
TAYLOR, Jocelyn	68-137	.496	2-6	.333	33-47	.702	171	6.3	162-326	.497	6-23	.261	75-114	.658	405	7.2
SCOTT, Roshala	62-145	.428	5-27	.185	32-52	.615	161	5.0	62-145	.428	5-27	.185	32-52	.615	161	5.0
SAINE, LaTrese	65-136	.478	0-0	.000	23-41	.561	153	4.8	140-320	.438	0-0	.000	73-125	.584	353	4.7
GARDENER, Denisha	48-100	.480	0-0	.000	15-38	.395	111	3.5	48-100	.480	0-0	.000	15-38	.395	111	3.5
BUSSARD, Sophie	35-112	.313	4-40	.100	28-39	.718	102	3.3	35-112	.313	4-40	.100	28-39	.718	102	3.3
ALLEN, Kennedy	9-16	.563	0-0	.000	7-11	.636	25	1.4	59-116	.509	0-1	.000	18-34	.529	136	1.9
AKORO, Celeste	6-14	.429	0-0	.000	3-8	.375	15	0.7	15-39	.385	0-0	.000	7-20	.350	37	1.0
HANCOCK, Sophia	0-1	.000	0-0	.000	0-0	.000	0	0.0	0-1	.000	0-0	.000	0-0	.000	0	0.0

TOTALS	o-reb	d-reb	t-reb	pf	fo	ast	to	a/to	o-reb	d-reb	t-reb	pf	fo	ast	to	a/to
THOMPSON, Tesia	68	155	223	71	1	93	64	1.5	212	394	606	227	3	198	241	0.8
SHEPHARD, Carrie	15	91	106	54	0	111	83	1.3	21	134	155	104	0	157	139	1.1
PRUITT, Taelour	20	68	88	62	0	111	84	1.3	31	109	140	119	0	168	151	1.1
HARSHBERGER, Jessi	56	67	123	66	1	31	30	1.0	94	128	222	160	1	48	80	0.6
TAYLOR, Jocelyn	45	56	101	58	0	22	39	0.6	86	127	213	138	1	42	71	0.6
SCOTT, Roshala	46	58	104	40	0	38	33	1.2	46	58	104	40	0	38	33	1.2
SAINE, LaTrese	48	90	138	85	0	17	46	0.4	111	176	287	215	4	34	101	0.3
GARDENER, Denisha	81	117	198	90	3	31	34	0.9	81	117	198	90	3	31	34	0.9
BUSSARD, Sophie	34	57	91	39	0	32	28	1.1	34	57	91	39	0	32	28	1.1
ALLEN, Kennedy	9	27	36	17	0	3	3	1.0	47	115	162	149	7	25	53	0.5
AKORO, Celeste	6	10	16	8	0	1	3	0.3	16	28	44	29	0	1	11	0.1
HANCOCK, Sophia	3	5	8	5	0	1	5	0.2	3	5	8	5	0	1	5	0.2



BOX SCORES

REVIEW



Game 1 - UMSL 56, Southeast Missouri 70

Nov. 5, 2019 - Cape Girardeau, Mo.

UMSL 56 • 0-0

#	Player	Total		3-Ptr		Rebounds		PF	TP	A	TO	Blk	Stl	Min
		FG	FGA	FT	FTA	Off	Def							
05	Lathrom, McKenzie	1-4	1-3	0-0	0-0	0	0	3	3	2	1	0	1	20
11	LaPorta, Alex	5-9	0-0	5-8	1	2	3	1	15	0	3	0	1	23
20	Berry, Danielle	4-6	2-4	2-2	2	2	4	3	12	1	2	1	2	30
23	Meissner, Faye	1-11	0-3	2-2	0	4	4	1	4	1	3	0	1	34
24	Stewart, Kiara	2-8	0-0	2-6	2	8	10	0	6	1	5	0	0	23
12	Szorenyi, Laura	2-6	2-2	6-7	0	0	0	0	12	0	0	0	1	30
15	Hungerford, Kyra	0-0	0-0	0-0	0	0	0	2	0	0	0	0	0	6
21	Plavsic, Adriana	0-2	0-1	0-2	0	1	1	3	0	1	0	0	1	17
34	Diestelkamp, Breanna	0-1	0-0	1-2	0	0	0	1	0	0	0	0	0	3
44	Morrow, Grace	0-5	0-0	3-4	0	4	4	3	3	0	0	0	0	14
Team						3	2	5		1				
Totals		15-52	5-13	21-33	8	23	31	16	56	6	15	1	7	200

1st - FG %:	6-13	46.2%	2nd:	5-13	38.5%	3rd:	1-13	7.7%	4th:	3-13	23.1%	Game:	15-52	28.8%	Deadball
3FG %:	3-6	50.0%	1-3	33.3%	1-1	100.0%	1-1	100.0%	5-13	38.5%					Rebounds
FT %:	1-4	25.0%	3-6	50.0%	6-10	60.0%			11-13	84.6%					5

Southeast Missouri 70 • 1-0

#	Player	Total		3-Ptr		Rebounds		PF	TP	A	TO	Blk	Stl	Min
		FG	FGA	FT	FTA	Off	Def							
13	HARSHBERGER, Jessie	2-9	0-2	0-0	0	6	8	14	5	4	1	1	0	27
32	GARDENER, Denisha	1-4	0-0	0-0	0	3	4	7	5	2	1	1	0	23
34	SHEPHARD, Carrie	9-14	5-7	3-4	0	2	2	0	26	6	3	0	1	32
10	PRUITT, Taelour	5-11	1-3	0-2	1	3	4	3	11	2	4	0	5	28
24	THOMPSON, Tesia	3-11	0-0	0-0	0	3	3	2	6	3	1	1	1	24
03	SCOTT, Roshala	0-3	0-0	1-2	0	1	1	0	1	0	0	0	0	6
12	HANCOCK, Sophia	0-0	0-0	0-0	0	1	1	0	0	0	0	0	0	3
34	BUSSARD, Sophie	3-5	0-1	4-5	0	7	7	1	10	4	0	0	2	32
40	SAINE, LaTrese	4-6	0-0	0-0	0	4	7	4	8	1	3	3	1	10
55	AKORO, Celeste	1-4	0-0	0-0	0	2	1	3	3	2	0	1	1	15
Team						3	2	5		1				
Totals		28-67	6-13	8-13	18	36	54	23	70	18	15	5	10	200

1st - FG %:	10-19	52.6%	2nd:	7-16	43.8%	3rd:	7-18	38.9%	4th:	4-14	28.6%	Game:	28-67	41.8%	Deadball
3FG %:	3-4	75.0%	2-4	50.0%	1-1	100.0%	0-4	0.0%	6-13	46.2%					Rebounds
FT %:	4-4	100.0%	1-4	25.0%	0-1	0.0%	3-4	75.0%	8-13	61.5%					3

Officials: Jason Schmitz, Hannah Reynolds, Todd Carver
Technical fouls: UMSL-None. Southeast Missouri-None.
Attendance: 1897

Score by periods	1st	2nd	3rd	4th	Total
UMSL	16	14	8	18	56
Southeast Missouri	27	17	15	11	70

Last FG - UMSL 4th-00:50, SEMOW 4th-01:53.
Largest lead - UMSL by 9 1st-06:33, SEMOW by 25 3rd-02:24.
UMSL led for 06:41. SEMOW led for 32:58. Game was tied for 00:20.

Score tied - 0 times.
Lead changed - 1 time.

Game 2 - Evansville 60, Southeast Missouri 83

Nov. 10, 2019 - Cape Girardeau, Mo.

Evansville 60 • 1-1

#	Player	Total		3-Ptr		Rebounds		PF	TP	A	TO	Blk	Stl	Min
		FG	FGA	FT	FTA	Off	Def							
05	Poland, Jada	3-8	0-3	0-0	0	2	4	6	4	6	0	1	1	14
22	Hudson, Jossie	1-1	0-0	0-0	0	1	1	3	2	1	4	0	1	20
01	Newman, Anna	5-10	2-4	0-0	0	1	4	5	4	12	2	3	0	22
10	Bostrom, Felicia	0-4	0-2	2-2	1	2	3	3	2	2	0	0	0	33
14	Felt, Abby	6-15	1-5	3-4	0	6	6	2	16	0	2	2	1	32
02	Partee, NaTaya	2-2	0-0	5-6	2	5	7	4	9	1	1	1	1	19
04	Wallace, Makayla	3-7	0-1	0-0	0	2	2	4	6	2	3	0	2	21
12	Tucker, Sydney	0-6	0-3	1-2	0	0	0	3	1	0	1	0	0	13
32	Casteel, Kayla	0-0	0-0	0-0	0	0	0	1	0	0	1	0	1	4
34	Thomas, Alexis	0-5	0-4	0-0	0	1	1	1	0	0	1	0	0	13
52	Soderberg, Alva	2-6	0-1	2-2	3	0	3	3	6	1	2	0	0	9
Team						2	2	4						
Totals		22-64	3-23	13-16	11	27	38	32	60	9	21	5	6	200

1st - FG %:	4-15	26.7%	2nd:	6-12	50.0%	3rd:	5-18	27.8%	4th:	7-19	36.8%	Game:	22-64	34.4%	Deadball
3FG %:	0-5	0.0%	1-4	25.0%	1-4	25.0%	1-4	25.0%	1-4	25.0%	1-4	25.0%	13-16	81.3%	Rebounds
FT %:	2-2	100.0%	6-8	75.0%	2-2	100.0%	3-4	75.0%							2

Southeast Missouri 83 • 2-0

#	Player	Total		3-Ptr		Rebounds		PF	TP	A	TO	Blk	Stl	Min
		FG	FGA	FT	FTA	Off	Def							
13	HARSHBERGER, Jessie	1-2	0-0	0-0	0	0	1	1	4	2	1	1	0	14
32	GARDENER, Denisha	1-1	0-0	2-6	0	4	4	2	4	2	4	1	1	26
02	SHEPHARD, Carrie	4-13	2-3	1-2	1	6	7	3	11	5	3	0	3	34
10	PRUITT, Taelour	5-10	0-0	4-6	2	3	5	4	14	4	3	0	3	30
24	THOMPSON, Tesia	5-14	0-0	11-12	2	4	6	1	21	3	1	1	2	32
03	SCOTT, Roshala	5-10	1-2	2-7	2	6	8	0	13	0	2	0	0	16
12	HANCOCK, Sophia	0-0	0-0	0-0	0	1	0	1	0	0	0	0	0	1
34	BUSSARD, Sophie	2-5	1-2	4-5	0	3	3	0	9	1	1	0	0	30
40	SAINE, LaTrese	2-4	0-0	5-6	2	4	6	3	9	0	3	4	1	13
55	AKORO, Celeste	0-0	0-0	0-0	0	0	0	0	0	0	1	0	0	4
Team						4	1	5						
Totals		25-59	4-7	29-44	14	32	46	17	83	15	16	6	11	200

1st - FG %:	5-14	35.7%	2nd:	5-16	31.3%	3rd:	8-16	50.0%	4th:	7-13	53.8%	Game:	25-59	42.4%	Deadball
3FG %:	1-1	100.0%	0-2	0.0%	2-2	100.0%	1-2	50.0%	1-2	50.0%	1-2	50.0%	29-44	65.9%	Rebounds
FT %:	5-8	62.5%	8-10	80.0%	9-12	75.0%	7-14	50.0%							8

Officials: Troy Winders, Wes Smith, Maria Gearhart
Technical fouls: Evansville-None. Southeast Missouri-None.
Attendance: 768

Score by periods	1st	2nd	3rd	4th	Total
Evansville	10	19	13	18	60
Southeast Missouri	16	18	27	22	83

Last FG - UE 4th-00:51, SEMOW 4th-00:18.
Largest lead - UE by 3 1st-08:52, SEMOW by 23 4th-00:18.
UE led for 02:29, SEMOW led for 36:31. Game was tied for 01:00.

Score tied - 1 time.
Lead changed - 1 time.

Game 3 - Southeast Missouri 79, Arkansas St. 67

Nov. 13, 2019 - Jonesboro, Ark.

11/13/19 7:00 pm at Jonesboro, Ark.

Southeast Missouri 79 • 3-0,0-0 OVC

#	Player	Total		3-Ptr		Rebounds		PF	TP	A	TO	Blk	Stl	Min
		FG	FGA	FT	FTA	Off	Def							
22	GARDENER, Denisha	2-7	0-0	0-0	0	5	4	9	3	4	1	2	0	34
02	SHEPHARD, Carrie	6-14	4-12	3-3	0	4	4	1	19	6	0	0	1	34
10	PRUITT, Taelour	0-8	0-2	0-0	1	8	9	2	0	5	3	0	1	26
13	HARSHBERGER, Jessie	9-11	3-4	0-0	2	3	5	1	21	1	0	0	0	32
24	THOMPSON, Tesia	9-16	0-2	8-12	1	6	7	3	26	2	3	1	1	32
03	SCOTT, Roshala	2-6	0-3	0-0	5	1	6	2	4	3	2	0	0	21
12	HANCOCK, Sophia	0-0	0-0	0-0	0	0	0	0	0	0	0	0	0	1
34	BUSSARD, Sophie	1-3	0-2	0-0	1	2	3	0	2	1	0	0	0	12
40	SAINE, LaTrese	1-3	0-0	1-1	2	5	7	3	3	1	2	2	0	17
55	AKORO, Celeste	0-0	0-0	0-0	0	1	1	0	0	0	0	0	0	1
Team						1	0	1						
Totals		30-68	7-25	12-16	18	34	52	15	79	20	12	3	3	200

1st - FG %:	8-19	42.1%	2nd:	6-15	40.0%	3rd:	8-17	47.1%	4th:	8-17	47.1%	Game:	30-68	44.1%	Deadball
3FG %:	1-5	20.0%	4-10	40.0%	3-4	75.0%	2-4	50.0%	7-25	28.0%	7-16	43.8%			Rebounds
FT %:	3-3	100.0%	4-5	80.0%					12-16	75.0%					1

Arkansas State 67 • 1-2,0-0 Sun Belt

#	Player		Total		3-Ptr		Rebounds		PF	TP	A	TO	Blk	Stl	Min
			FG	FGA	FT	FTA	Off	Def							
35	Martin, Peyton	f	7-18	1-2	4-7	5	4	9	0	19	1	0	2	0	33
00	Jada Ford		1-5	0-3	0-0	0	0	0	1	2	1	1	0	0	24
01	Jireh Washington	g	6-14	1-3	4-5	4	3	7	2	17	2	2	0	0	30
03	Morgan Wallace		1-8	0-5	0-0	1	5	6	2	2	5	4	1	3	31
05	Payton Tennisson	g	5-10	2-5	0-0	0	2	2	3	12	2	0	0	0	35
02	Starr Taylor		1-1	0-0	0-0	0	1	1	0	2	3	0	0	0	9
04	Mya Love		0-1	0-0	0-0	0	0	0	3	0	0	0	0	0	4
14	Erickson, Hailee		0-1	0-1	0-0	0	1	1	1	0	0	0	0	0	5
21	Tubbs, Shameka		0-1	0-0	0-0	2	0	2	0	0	0	0	0	0	8
22	Mahan, Maggie		0-0	0-0	0-0	0	0	0	0	0	0	0	0	0	1
23	Jackson, Trinitree		3-10	0-0	2-2	3	3	6	1	8	0	0	0	0	12
25	Williams, Kayla		2-4	1-3	0-0	0	4	4	0	5	0	0	0	0	7
50	Heckert, Madison		0-0	0-0	0-0	0	0	0	0	0	0	0	0	0	1
	Team					0	0	0	0	0	0	0	0	0	
	Total		36-72	5-22	10-14	15	32	28	13	67	14	7	2	2	200



REVIEW

BOX SCORES

Game 5 - Southeast Missouri 58, Purdue Fort Wayne 48

Nov. 21, 2019 - Fort Wayne, Ind.

Southeast Missouri 58 • 4-1,0-0 OVC

#	Player	Total		3-Ptr		Rebounds		PF	TP	A	TO	Blk	Stl	Min
		FG-FGA	FT-FTA	FG-FGA	FT-FTA	Off	Def							
13	HARSHBERGER, Jessie	f	2-8	1-3	5-6	1	4	5	0	10	0	0	2	36
32	GARDENER, Denisha	f	2-5	0-0	0-2	4	1	5	4	2	2	0	0	19
02	SHEPHARD, Carrie	g	7-13	2-5	0-0	1	3	4	2	16	2	2	0	38
10	PRUITT, Taelour	g	7-13	1-2	2-0	0	0	0	17	3	3	0	2	35
34	BUSSARD, Sophie	g	1-10	1-6	0-0	0	0	0	3	3	1	0	0	28
03	SCOTT, Roshala	g	2-7	0-0	0-0	2	3	5	2	4	1	0	0	28
40	SAINE, LaTrese	g	1-4	0-0	2-2	0	9	9	3	4	0	2	4	25
Team						3	3	6						
Totals			22-60	5-16	9-12	11	23	34	14	58	9	10	4	200

1st - FG %:	9-17	52.9%	2nd:	4-15	26.7%	3rd:	6-18	33.3%	4th:	3-10	30.0%	Game:	22-60	36.7%	Deadball
3FG %:	1-4	25.0%		1-3	33.3%		3-6	50.0%		0-3	0.0%		5-16	31.3%	Rebounds
FT %:	0-0	0.0%		2-2	100.0%		0-0	0.0%		7-10	70.0%		9-12	75.0%	2

Purdue Fort Wayne 48 • 2-4,0-0 Summit L

#	Player	Total		3-Ptr		Rebounds		PF	TP	A	TO	Blk	Stl	Min
		FG-FGA	FT-FTA	FG-FGA	FT-FTA	Off	Def							
14	Sh'Toya Sanders	c	4-15	0-1	3-3	8	7	15	4	11	0	10	4	32
01	Rashia Sellers	f	1-9	0-1	1-2	2	3	5	4	3	0	0	0	38
02	Shiley Ott	g	3-11	1-4	1-2	2	2	4	2	8	2	3	0	18
10	Hannah Albrecht	g	4-10	1-3	4-4	0	3	3	1	13	2	3	1	34
12	Anna LappenK1/4per	g	3-9	3-9	0-0	0	4	4	2	9	1	0	0	39
13	Ellie Dykstra	g	0-2	0-0	0-0	1	0	1	0	0	0	0	0	14
32	Jazzy Hughes	g	0-1	0-1	0-0	1	2	3	0	0	2	1	0	3
34	Michelle Nicholls	g	1-4	1-3	1-2	1	4	5	2	4	1	3	0	12
Team						6	1	7						
Totals			16-61	6-22	10-13	21	26	47	15	48	6	21	6	200

1st - FG %:	3-14	21.4%	2nd:	4-15	26.7%	3rd:	3-11	27.3%	4th:	6-21	28.6%	Game:	16-61	26.2%	Deadball
3FG %:	0-6	0.0%		4-8	50.0%		1-3	33.3%		1-5	20.0%		6-22	27.3%	Rebounds
FT %:	2-2	100.0%		4-6	66.7%		1-1	100.0%		3-4	75.0%		10-13	76.9%	4,2

Officials: Technical fouls: Southeast Missouri-None. Purdue Fort Wayne-None.
Attendance: 520
2019-20 Women's Basketball. Round: 0. Purdue Fort Wayne vs Southeast Mo. St..

Score by periods	1st	2nd	3rd	4th	Total
Southeast Missouri	19	11	15	13	58
Purdue Fort Wayne	8	16	8	16	48

Last FG - SEMOW 4th-01:16, PUR-FW 4th-00:33.
Jargest lead - SEMOW by 17 4th-07:00, PUR-FW by 4 1st-07:23.
SEMOW led for 36:07, PUR-FW led for 02:57. Game was tied for 00:56.

Score tied - 1 time.
Lead changed - 1 time.

Game 6 - Southeast Missouri 61, Saint Louis 76

Dec. 3, 2019 - Cape Girardeau, Mo.

Southeast Missouri 61 • 4-2,0-0 OVC

#	Player	Total		3-Ptr		Rebounds		PF	TP	A	TO	Blk	Stl	Min
		FG-FGA	FT-FTA	FG-FGA	FT-FTA	Off	Def							
32	GARDENER, Denisha	f	1-2	0-0	1-4	5	2	7	3	3	0	2	0	3
02	SHEPHARD, Carrie	g	8-17	5-8	2-4	0	3	3	1	23	4	4	0	22
10	PRUITT, Taelour	g	4-11	0-4	6-7	3	1	4	4	16	2	2	0	32
13	HARSHBERGER, Jessie	g	6-11	2-5	0-0	0	3	3	1	14	2	1	0	28
34	BUSSARD, Sophie	g	0-8	0-2	2-2	2	3	5	1	2	2	3	0	30
01	ALLEN, Kennedy	g	0-0	0-0	1-2	0	1	1	1	1	0	0	2	11
03	SCOTT, Roshala	g	0-4	0-1	0-0	2	2	4	0	0	0	2	0	28
12	HANCOCK, Sophia	g	0-0	0-0	0-0	1	0	1	0	0	0	0	0	1
23	TAYLOR, Jocelyn	g	1-3	0-1	0-0	1	0	1	3	2	0	2	1	14
40	SAINE, LaTrese	g	1-3	0-0	0-0	0	1	1	3	2	0	0	0	8
55	AKORO, Celeste	g	0-0	0-0	0-2	1	0	1	0	0	0	0	0	2
Team						0	1	1						
Totals			21-59	7-21	12-19	15	17	32	17	61	14	16	3	200

1st - FG %:	7-17	41.2%	2nd:	6-15	40.0%	3rd:	6-13	46.2%	4th:	2-14	14.3%	Game:	21-59	35.6%	Deadball
3FG %:	1-5	20.0%		4-8	50.0%		2-4	50.0%		0-4	0.0%		7-21	33.3%	Rebounds
FT %:	2-2	100.0%		0-0	0.0%		4-6	66.7%		6-11	54.5%		12-19	63.2%	4,1

Saint Louis 76 • 6-2,0-0 Atlantic

#	Player	Total		3-Ptr		Rebounds		PF	TP	A	TO	Blk	Stl	Min
		FG-FGA	FT-FTA	FG-FGA	FT-FTA	Off	Def							
22	Rachel Kent	f	4-14	4-8	5-6	2	3	5	2	17	1	2	1	38
34	Kendra Wilken	f	6-9	1-1	3-4	2	6	8	0	16	4	3	0	30
42	Brooke Flowers	f	5-7	0-0	3-5	2	12	14	4	13	3	2	3	30
02	Ciaja Harbison	g	6-8	2-3	5-6	0	0	0	1	19	5	3	0	36
32	Myia Clark	g	2-6	2-3	0-0	0	2	2	1	6	2	3	0	30
01	Chloe Rice	g	0-0	0-0	0-0	0	0	0	0	0	0	0	0	4
05	Victoria Mikkelsen	g	0-0	0-0	0-0	0	0	0	0	0	0	0	0	2
10	Hannah Dossett	g	0-1	0-1	0-0	0	0	0	0	2	0	0	0	3
11	Julia Martinez	g	0-0	0-0	0-0	0	0	0	0	2	0	1	3	0
30	Lauryn Hughes	g	1-1	0-0	0-0	0	0	0	1	2	0	0	0	2
35	Myriama Smith Traore	g	1-4	0-0	1-1	4	1	5	1	3	1	1	0	18
Team						0	2	2						
Totals			25-50	9-16	17-22	10	26	36	14	76	17	18	4	200

1st - FG %:	8-14	57.1%	2nd:	8-14	57.1%	3rd:	5-13	38.5%	4th:	4-9	44.4%	Game:	25-50	50.0%	Deadball
3FG %:	3-4	75.0%		4-6	66.7%		1-4	25.0%		1-2	50.0%		9-16	56.3%	Rebounds
FT %:	4-5	80.0%		2-2	100.0%		6-9	66.7%		5-6	83.3%		17-22	77.3%	2

Officials: Nykhesha Thompson,Maggie Tietman,Bruce Morris
Technical fouls: Southeast Missouri-None. Saint Louis-None.
Attendance: 352
2019-20 Women's Basketball. Round: 0. Saint Louis vs Southeast Mo. St.. Played

Score by periods	1st	2nd	3rd	4th	Total
Southeast Missouri	17	16	18	10	61
Saint Louis	23	22	17	14	76

Points	In	Off	2nd	Fast
SEMOW	20	19	6	6
SLU	28	21	10	5

Game 7 - Southern Illinois 65, Southeast Missouri 79

Dec. 7, 2019 - Cape Girardeau, Mo.

Southern Illinois 65 • 5-3

#	Player	Total		3-Ptr		Rebounds		PF	TP	A	TO	Blk	Stl	Min
		FG-FGA	FT-FTA	FG-FGA	FT-FTA	Off	Def							
25	Brockmeyer, Abby	f	4-6	1-1	4-5	0	1	4	5	13	2	0	0	2
34	Martin,Nicole	f	2-6	0-0	3-4	0	2	2	4	7	0	2	0	10
10	Patrick,Brittney	g	0-5	0-0	0-0	1	5	6	2	0	2	5	1	36
12	Silvey,Makenzie	g	4-13	2-6	0-0	2	4	6	5	10	2	3	0	33
23	Nelson,Kristen	g	3-7	2-6	3-4	0	2	2	2	11	4	2	0	34
05	Link,Caitlin	g	1-1	0-0	0-0	0	1	1	3	2	1	0	0	8
20	Walker,Gabby	g	7-11	0-0	1-3	2	1	3	2	15	1	1	0	21
21	McCallister,Payton	g	0-2	0-2	0-0	0	0	0	0	0	1	0	0	3
31	Hartman,Lauren	g	1-2	0-1	0-0	0	1	1	2	2	0	0	0	4
33	Pudowski,Rachel	g	0-1	0-0	0-0	0	0	0	0	0	0	0	0	6
35	Keita,Awa	g	1-2	0-0	3-5	1	1	2	2	5	0	2	0	13
Team						0	2	2						
Totals			23-56	5-16	14-21	6	23	29	26	65	13	15	1	200

1st - FG %:	7-15	46.7%	2nd:	5-14	35.7%	3rd:	7-13	53.8%	4th:	4-14	28.6%	Game:	23-56	41.1%	Deadball
3FG %:	2-4	50.0%		0-1	0.0%		1-5	20.0%		2-6	33.3%		5-16	31.3%	Rebounds
FT %:	4-6	66.7%		4-5	80.0%		2-2	100.0%		4-8	50.0%		14-21	66.7%	1

Southeast Missouri 79 • 5-2

#	Player	Total		3-Ptr		Rebounds		PF	TP	A	TO	Blk	Stl	Min	
		FG-FG	FG-FGA	FT-FTA	FT-FTA	Off	Def								
13	HARSHBERGER, Jessie	f	3-6	2-4	0-0	1	2	3	1	8	0	0	0	1	21
32	GARDENER, Denisha	f	0-1	0-0	0-0	3	4	7	4	0	2	0	1	9	
02	SHEPHARD, Carrie	g	2-9	0-2	2-2	0	3	3	2	6	3	1	0	0	26
10	PRUITT, Taelour	g	3-12	1-3	8-8	1	3	4	0	3	2	1	0	0	13
34	BUSSARD, Sophie	g	0-0	0-0	0-0	1	2	3	0	3	2	1	0	0	23
01	ALLEN, Kennedi		0-0	0-0	0-0	0	1	1	3	0	0	0	0	1	10
03	SCOTT, Roshala		2-4	0-0	2-4	4	3	7	0	6	0	2	0	1	17
12	HACOCK, Sophia		0-0	0-0	0-0	0	1	1	0	0	0	0	0	0	0+
23	TAYLOR, Jocelyn		5-6	0-0	3-4	1	1	2	2	13	0	3	0	2	20
24	THOMPSON, Taina		4-9	0-1	8-11	4	5	9	16	4	4	0	0	0	24
40	SALINE, LaTresha		4-9	0-0	4-5	1	8	4	12	0	1	0	1	0	21
55	AKORO, Celeste		0-0	0-0	0-0	0	0	0	0	0	0	0	0	0	0+
	Team					1	1	2							
Totals			23-59	3-13	30-38	17	34	51	19	79	11	16	1	8	200

BOX SCORES

REVIEW



Game 9 - Southeast Missouri 91, Western Illinois 97

Dec. 17, 2019 - Macomb, Ill.

12/17/19 5:30 pm at Western Hall - Macomb, Ill.

Southeast Missouri 91 • 6-3,0-0 OVC

#	Player	Total		3-Ptr		Rebounds		PF	TP	A	TO	Blk	Stl	Min
		FG-FGA	FT-FTA	FG-FGA	FT-FTA	Off	Def							
32	GARDENER, Denisha	1-1	0-0	0-0	0-0	0	3	5	2	0	0	1	1	16
02	SHEPHARD, Carrie	6-17	3-11	1-1	0-5	1	16	6	3	0	4	4	38	
10	PRUITT, Taelour	1-5	0-1	0-0	2-2	4	3	2	1	4	0	1	19	
13	HARSHBERGER, Jessie	7-12	1-3	0-0	3-2	5	4	15	0	1	0	1	25	
24	THOMPSON, Tesia	11-19	1-2	3-4	3-2	5	3	26	4	3	0	2	28	
01	ALLEN, Kennedi	1-2	0-0	1-1	2-3	5	1	3	1	1	0	0	11	
03	SCOTT, Roshala	5-9	0-2	0-0	1-0	1	3	10	1	2	1	1	23	
23	TAYLOR, Jocelyn	5-10	0-0	2-3	2-1	3	4	12	3	0	0	1	24	
34	BUSSARD, Sophie	0-1	0-0	3-4	2-2	4	3	0	1	0	2	1	11	
40	SAINE, LaTrese	1-2	0-0	0-0	1-3	4	0	2	0	0	0	0	5	
Team														
Totals		38-78	5-19	10-13	19-26	45	28	91	16	15	2	13	200	

1st - FG %: 9-20 45.0% 2nd: 8-19 42.1% 3rd: 13-23 56.5% 4th: 8-16 50.0% Game: 38-78 48.7% Deadball
 3FG %: 2-6 33.3% 1-3 33.3% 1-5 20.0% 1-5 20.0% 5-19 26.3% Rebounds
 FT %: 1-1 100.0% 1-1 100.0% 1-1 100.0% 7-10 70.0% 10-13 76.9%

Western Ill. 97 • 6-5,0-0 Summit L

#	Player	Total		3-Ptr		Rebounds		PF	TP	A	TO	Blk	Stl	Min
		FG-FGA	FT-FTA	FG-FGA	FT-FTA	Off	Def							
54	Evan Zars	1-2	1-1	0-2	0-5	5	5	5	3	3	1	0	3	22
01	Annabel Graettinger	8-8	4-4	6-10	0-5	2	26	4	3	0	0	0	37	
04	Danni Nichols	5-8	2-2	2-4	0-1	1	14	1	4	0	0	2	29	
13	Olivia Kaufmann	7-15	3-6	13-18	1-1	2	3	30	3	2	0	3	37	
21	Grace Gilmore	3-5	2-4	1-2	1-4	5	4	9	7	3	0	1	29	
00	Carla Flores	0-4	0-3	0-0	4-2	6	2	1	2	0	0	0	14	
14	Elizabeth Lutz	0-1	0-1	0-0	0-0	0	0	0	0	0	0	0	3	
30	Avery Hamm	0-1	0-1	0-0	0-1	1	1	0	0	1	0	1	4	
34	Sam Pryor	5-11	5-9	0-2	1-2	3	0	15	0	2	0	0	25	
Team														
Totals		29-55	17-31	22-38	11-23	34	18	97	19	18	0	10	200	

1st - FG %: 8-12 66.7% 2nd: 6-16 37.5% 3rd: 8-14 57.1% 4th: 7-13 53.8% Game: 29-55 52.7% Deadball
 3FG %: 5-7 71.4% 3-8 37.5% 5-8 62.5% 4-8 50.0% 17-31 54.8% Rebounds
 FT %: 4-4 100.0% 5-13 38.5% 2-5 40.0% 11-16 68.8% 22-38 57.9%

Officials: Lauren Niemera, Ron Quirk, Jeff Cross
 Technical fouls: Southeast Missouri-None. Western Ill.-None.
 Attendance: 440

2019-20 Women's Basketball. Round: 0. Southeast Mo. St. vs Western Ill.. Playe

Score by periods	1st	2nd	3rd	4th	Total
Southeast Missouri	21	18	28	24	91
Western Ill.	25	20	23	29	97

Points	In	Off	2nd	Fast	Bench
SEMOU	54	28	19	18	30
WU	20	20	7	18	15

Last FG - SEMOU 4th-00:05, WU 4th-02:59.
 Largest lead - SEMOU by 2 2nd-06:09, WU by 12 3rd-07:59.
 SEMOU led for 01:06. WU led for 37:08. Game was tied for 01:46.

Score tied - 3 times.
 Lead changed - 4 times.

Game 11 - Harris-Stowe 64, Southeast Missouri 106

Dec. 29, 2019 - Cape Girardeau, Mo.

Harris-Stowe 64 • 1-9

#	Player	Total		3-Ptr		Rebounds		PF	TP	A	TO	Blk	Stl	Min
		FG-FGA	FT-FTA	FG-FGA	FT-FTA	Off	Def							
03	FINNIE, Surina	1-9	2-5	2-2	1-0	1	10	1	3	0	0	23		
20	HAWKINS, Marcia	1-3	0-0	0-0	0-2	2	2	2	1	1	0	0	16	
25	WATSON, LaDajha	5-12	0-0	2-4	2-2	4	12	0	2	4	3	27		
10	DAVISON, Kambri	1-4	0-0	1-2	3-0	3	2	3	4	0	0	31		
12	AMAEFULA, Destiney	2-9	2-5	1-2	0-1	1	1	7	0	4	0	1	20	
01	GATLUAK, Sebit	2-4	2-3	0-0	0-4	4	0	6	4	2	0	1	24	
02	BARNES, Taksiesia	0-2	0-1	0-0	1-0	1	0	0	1	2	1	1	8	
11	PAGE, Tarsheia	5-9	4-4	2-2	0-3	3	2	16	2	3	0	1	22	
15	DOBY, Skylar	0-0	0-0	0-0	0-0	0	0	0	0	0	0	0	1	
22	JONES, Anjanice	2-6	1-2	0-0	0-1	1	3	5	0	0	0	0	14	
23	MAUFAS, Tyler	0-2	0-1	0-0	0-0	0	0	0	0	0	0	0	5	
30	MAY, Jordan	1-1	1-1	0-0	0-2	2	1	3	1	0	0	0	5	
32	STUCKEY, Danayzia	0-2	0-2	0-0	0-1	1	1	0	0	0	0	0	4	
Team														
Totals		22-63	12-24	8-12	8	18	26	17	64	13	21	5	7	200

1st - FG %: 3-16 18.8% 2nd: 9-17 52.9% 3rd: 4-14 28.6% 4th: 6-16 37.5% Game: 22-63 34.9% Deadball
 3FG %: 1-5 20.0% 3-3 100.0% 4-8 50.0% 12-24 50.0% Rebounds
 FT %: 2-2 100.0% 1-2 50.0% 5-8 62.5% 0-0 0.0% 8-12 66.7%

Southeast Missouri 106 • 8-3

#	Player	Total		3-Ptr		Rebounds		PF	TP	A	TO	Blk	Stl	Min
		FG-FGA	FT-FTA	FG-FGA	FT-FTA	Off	Def							
13	HARSHBERGER, Jessie	3-7	0-2	0-0	1-2	3	0	6	0	0	0	0	15	
32	GARDENER, Denisha	1-3	0-0	1-2	1-5	6	1	7	4	1	0	1	20	
02	SHEPHARD, Carrie	6-13	5-8	0-0	1-5	6	0	17	3	3	0	3	29	
10	PRUITT, Taelour	8-12	3-3	2-2	0-3	3	1	21	5	5	0	5	29	
24	THOMPSON, Tesia	3-8	1-3	11-12	7-1	8	2	18	5	1	0	1	26	
01	ALLEN, Kennedi	3-5	0-0	0-0	1-8	9	0	6	0	1	2	0	12	
03	SCOTT, Roshala	2-5	0-0	1-2	1-1	2	0	5	1	1	0	0	19	
12	HANCOCK, Sophia	0-0	0-0	0-0	0-0	0	0	0	0	0	0	0	2	
23	TAYLOR, Jocelyn	5-9	0-0	2-3	2-2	4	4	12	2	1	2	0	18	
34	BUSSARD, Sophie	3-5	0-1	0-0	0-1	1	3	6	3	0	0	1	21	
40	SAINE, LaTrese	3-4	0-0	0-1	0-3	3	0	6	2	1	1	1	11	
55	AKORO, Celeste	1-1	0-0	0-0	1-0	1	0	2	0	0	0	0	2	
Team														
Totals		40-74	9-17	17-22	17	34	51	11	106	23	15	5	12	200

1st - FG %: 14-24 58.3% 2nd: 7-13 53.8% 3rd: 10-18 55.6% 4th: 9-19 47.4% Game: 40-74 54.1% Deadball
 3FG %: 4-8 50.0% 3-3 100.0% 6-8 75.0% 0-1 0.0% 9-17 52.9% Rebounds
 FT %: 4-4 100.0% 2-4 50.0% 5-6 83.3% 17-22 77.3%

Officials: Angel Kent, Jessamyn Bradley, Aaron Talbot
 Technical fouls: Harris-Stowe-None. Southeast Missouri-None.
 Attendance: 521
 Exhibition Match for HSSU.

Score by periods	1st	2nd	3rd	4th	Total
Harris-Stowe	9	25	15	15	64
Southeast Missouri	36	23	24	23	106

Points	In	Off	2nd	Fast	Bench
HSSU	16	12	6	14	37
SEMOU	38	26	21	4	37

Last FG - HSSU 4th-00:36, SEMOU 4th-01:33.
 Largest lead - HSSU None. SEMOU by 45 4th-01:33.
 HSSU led for 00:00. SEMOU led for 39:00. Game was tied for 00:34.

Score tied - 0 times.
 Lead changed - 0 times.

Game 10 - Southeast Missouri 68, Indiana St. 58

Dec. 21, 2019 - Terre Haute, Ind.

12/21/19 2:30 pm at Hulman Center - Terre Haute, Ind.

Southeast Missouri 68 • 7-3,0-0 OVC

#	Player	Total		3-Ptr		Rebounds		PF	TP	A	TO	Blk	Stl	Min
		FG-FGA	FT-FTA	FG-FGA	FT-FTA	Off	Def							
32	GARDENER, Denisha	f 1-1	0-0	0-0	1	2	3	2	1	1	0	0	13	
02	SHEPHARD, Carrie	g 9-20	5-9	0-0	1	0	1	23	2	1	0	0	31	
10	PRUITT, Taelour	g 1-6	0-3	5-6	1	3	4	3	7	4	3	0	1	27
13	HARSHBERGER, Jessie	g 5-11	2-4	0-1	3	4	7	1	12	2	4	1	1	23
24	THOMPSON, Tesia	g 0-6	0-0	0-0	3	5	8	4	0	3	3	0	2	19
01	ALLEN, Kennedi	0-0	0-0	0-0	0	1	1	2	0	0	0	1	0	7
03	SCOTT, Roshala	2-3	1-2	1-1	1	2	3	1	6	1	1	0	1	18
12	HANCOCK, Sophia	0-0	0-0	0-0	0	0	0	1	0	0	1	0	0	3
23	TAYLOR, Jocelyn	2-7	0-0	0-0	2	2	4	2	4	0	0	1	0	16
34	BUSSARD, Sophie	3-7	0-2	1-2	3	4	7	3	7	1	3	0	0	22
40	SAINE, LaTrese	1-4	0-0	3-5	1	6	7	1	5	0	0	0	0	15
55	AKORO, Celeste	1-1	0-0	0-2	0	0	0	1	2	0	0	0	0	6
	Team				2	4	6							
Totals		25-66	8-20	10-17	18	32	50	23	68	14	17	9	6	200



REVIEW

BOX SCORES

Game 13 - Southeast Missouri 62, Murray St. 70

Jan. 4, 2020 - Murray, Ky.

Southeast Missouri 62 • 9-4, 1-1 OVC

#	Player	Total		3-Ptr		Rebounds			PF	TP	A TO Blk Stl					Min
		FG	FGA	FT	FTA	Off	Def	Tot			A	TO	Blk	Stl		
32	GARDENER, Denisha	f	0-3	0-0	0-2	5	3	8	1	0	1	0	0	0	0	19
02	SHEPHARD, Carrie	g	2-17	1-9	0-0	0	3	3	3	5	0	4	0	0	0	32
10	PRUITT, Taelour	g	1-12	0-3	2-2	0	3	3	2	4	6	4	0	2	3	31
13	HARSHBERGER, Jessie	g	8-14	2-2	0-0	2	3	5	3	18	0	1	0	3	30	30
24	THOMPSON, Tesia	g	9-19	0-0	3-5	5	3	8	4	21	1	2	1	2	2	29
01	ALLEN, Kennedi	g	0-0	0-0	0-0	0	1	1	0	0	0	1	0	0	0	3
03	SCOTT, Roshala	g	1-5	0-2	1-2	2	1	3	4	3	2	0	0	0	0	13
23	TAYLOR, Jocelyn	g	2-4	0-0	2-2	2	1	3	2	6	0	0	0	0	0	12
34	BUSSARD, Sophie	g	1-4	0-1	1-2	2	0	2	3	1	3	0	1	1	1	19
40	SAINE, LaTrese	g	1-4	0-0	0-0	2	5	7	1	2	1	1	1	0	0	12
	Team					7	1	8			1					
	Totals		25-82	3-17	9-15	27	24	51	22	62	12	17	2	8		200
1st - FG %:		5-19	26.3%	2nd:	6-19	31.6%	3rd:	5-22	22.7%	4th:	9-22	40.9%	Game:	25-82	30.5%	Deadball
3FG %:		1-3	33.3%		2-4	50.0%		0-4	0.0%		3-17	17.6%		6-27	22.2%	Rebounds
FT %:		3-5	60.0%		3-5	60.0%		2-3	66.7%		1-2	50.0%		11-14	78.6%	2

Murray St. 70 • 8-5, 1-1 OVC

#	Player	Total		3-Ptr		Rebounds			PF	TP	A TO Blk Stl					Min
		FG	FGA	FT	FTA	Off	Def	Tot			A	TO	Blk	Stl		
11	Laci Hawthorne	f	1-6	0-0	5-6	1	6	7	1	7	3	1	0	1	0	24
32	Alexis Burpo	f	1-3	0-1	3-8	3	10	13	3	5	1	5	2	0	0	31
01	Raegan Blackburn	g	0-2	0-2	2-2	0	0	0	0	2	0	2	0	1	0	12
02	Sadie Hill	g	5-9	4-6	5-6	3	2	5	4	19	1	0	0	5	28	28
05	Macey Turley	g	5-14	0-3	9-9	1	1	2	3	19	3	3	0	0	0	32
04	Lex Mayes	g	4-8	2-5	0-0	2	4	6	2	10	1	6	1	3	38	38
20	Cekeya Mack	g	3-8	0-0	0-0	0	8	8	3	6	0	3	4	2	28	28
44	Macie Gibson	g	1-3	0-1	0-0	0	0	0	2	0	0	0	0	0	7	7
	Team					2	2	4								
	Totals		20-53	6-18	24-31	12	33	45	16	70	9	22	8	11		200
1st - FG %:		5-15	33.3%	2nd:	3-9	33.3%	3rd:	5-16	31.3%	4th:	7-13	53.8%	Game:	20-53	37.7%	Deadball
3FG %:		1-3	33.3%		0-4	0.0%		2-7	28.6%		3-4	75.0%		6-18	33.3%	Rebounds
FT %:		5-6	83.3%		4-6	66.7%		7-8	87.5%		8-11	72.7%		24-31	77.4%	4

Officials: Stacey Lee, Kerry Winders, Cole Womack

Technical fouls: Southeast Missouri-None. Murray St.-None.

Attendance: 1127

2019-20 Women's Basketball. Round: 0. Murray St. vs Southeast Mo. St.. Played

Score by periods	1st	2nd	3rd	4th	Total
Southeast Missouri	14	17	12	19	62
Murray St.	16	10	19	25	70

Points	In	Off	2nd	Fast	Bench
SEMOU	36	24	12	11	14
MSU	22	23	14	11	18

Last FG - SEMOW 4th-00:36, MSU 4th-00:58.

Largest lead - SEMOW by 6 2nd-00:49, MSU by 8 4th-03:21.

SEMOU led for 08:20. MSU led for 24:07. Game was tied for 07:33.

Score tied - 11 times.

Lead changed - 6 times.

Game 15 - Tennessee St. 54, Southeast Missouri 83

Jan. 11, 2020 - Cape Girardeau, Mo.

Tennessee State 54 • 2-12, 0-4 OVC

#	Player	Total		3-Ptr		Rebounds			PF	TP	A TO Blk Stl					Min
		FG	FGA	FT	FTA	Off	Def	Tot			A	TO	Blk	Stl		
33	RIGHTSELL, Jaden	f	2-6	0-0	1-2	0	6	6	2	5	2	0	0	1	0	24
32	BROWER, Jasmine	f	0-0	0-0	0-0	0	0	0	2	0	0	1	0	1	9	9
00	ROBERTS, Taylor	g	3-11	1-1	3-4	0	2	2	2	10	0	1	0	0	0	27
01	YOUNG, Jazmine	g	3-7	0-1	9-9	2	2	4	0	15	2	4	1	1	29	29
22	PURVIS, Keniece	g	1-6	0-1	3-4	1	0	1	1	5	0	0	1	0	0	28
02	WRISTER, Andrea	g	0-1	0-1	2-2	0	0	0	1	2	0	0	0	0	1	12
05	RICHARDSON, Deaja	g	1-4	1-4	2-2	0	4	4	1	5	0	2	0	1	17	17
10	APPIAH-KUBI, Amber	g	0-1	0-0	0-0	0	0	0	4	0	4	0	0	2	7	7
12	MCCULLAH, Breannah	g	0-1	0-0	0-0	0	2	2	1	0	2	1	0	0	10	10
14	PRIMAS, Ashley	g	1-4	1-1	1-2	1	1	2	4	0	0	0	1	1	10	10
20	KENT, Megan	g	0-1	0-0	4-4	0	1	1	0	4	0	0	0	0	11	11
23	BENNETT, Takya	g	1-4	1-1	1-2	1	1	2	0	4	0	2	0	0	16	16
	Team					2	2	4								
	Totals		12-46	4-10	26-31	7	21	28	16	54	5	17	2	11		200
1st - FG %:		2-11	18.2%	2nd:	4-10	40.0%	3rd:	1-12	8.3%	4th:	5-13	38.5%	Game:	12-46	26.1%	Deadball
3FG %:		0-0	0.0%		1-1	100.0%		1-5	20.0%		4-10	40.0%		6-18	33.3%	Rebounds
FT %:		4-6	66.7%		6-6	100.0%		8-10	80.0%		9-9	88.9%		26-31	83.9%	5

Southeast Missouri 83 • 10-5, 2-2 OVC

#	Player	Total		3-Ptr		Rebounds			PF	TP	A TO Blk Stl					Min
		FG	FGA	FT	FTA	Off	Def	Tot			A	TO	Blk	Stl		
24	THOMPSON, Tesia	f	3-10	0-0	4-4	4	3	7	1	10	4	1	0	1	0	29
32	GARDENER, Denisha	f	1-3	0-0	0-0	5	0	5	3	2	0	1	0	2	13	13
02	SHEPHARD, Carrie	g	5-9	3-5	2-2	0	2	2	15	7	3	0	0	2	29	29
10	PRUITT, Taelour	g	6-10	2-5	0-0	0	3	3	4	14	4	3	0	3	29	29
13	HARSHBERGER, Jessie	g	4-13	0-4	0-0	2	2	4	1	8	3	1	1	1	17	17
01	ALLEN, Kennedi	g	1-2	0-0	0-0	0	2	2	1	2	0	0	1	0	8	8
03	SCOTT, Roshala	g	5-7	1-1	0-0	3	3	6	2	11	1	1	0	0	16	16
12	HANCOCK, Sophia	g	0-0	0-0	0-0	0	0	0	1	0	1	0	0	0	2	2
23	TAYLOR, Jocelyn	g	3-7	0-1	0-0	2	2	4	2	6	3	1	0	1	17	17
34	BUSSARD, Sophie	g	3-8	0-2	1-2	0	0	0	3	7	1	1	0	0	22	22
40	SAINE, LaTrese	g	3-5	0-0	0-2	2	5	7	2	6	0	2	3	0	15	15
55	AKORO, Celeste	g	1-1	0-0	0-0	0	1	1	0	2	0	0	0	0	3	3
	Team					3	4	7								
	Totals		35-75	6-18	7-10	21	27	48	22	83	24	14	5	11		200
1st - FG %:		9-23	39.1%	2nd:	5-15	33.3%	3rd:	11-18	61.1%	4th:	10-19	52.6%	Game:	35-75	46.7%	Deadball
3FG %:		1-4	25.0%		0-4	0.0%		3-6	50.0%		2-4	50.0%		6-18	33.3%	Rebounds
FT %:		1-1	100.0%		4-4	100.0%		1-3	33.3%		1-2	50.0%		7-10	70.0%	1

Officials: Ty Bills, Angel Kent, Timothy Hackett

Technical fouls: Tennessee State-None. Southeast Missouri-None.

Attendance: 560

Score by periods	1st	2nd	3rd	4th	Total
Tennessee State	8	15	11	20	54
Southeast Missouri	20	14	26	23	83

Points	In	Off	2nd	Fast	Bench
TSUW	14	8	4	2	19
SEMOU	46	16	19	14	34

Last FG - TSUW 4th-03:50, SEMOW 4th-00:48.

Largest lead - TSUW None, SEMOW by 29 4th-07:43.

Score tied - 1 time.

Lead changed - 0 times.

Game 14 - Belmont 57, Southeast Missouri 45

Jan. 9, 2020 - Cape Girardeau, Mo.

Belmont 57 • 8-6, 3-0 OVC

#	Player		Total		3-Ptr		Rebounds			PF	TP	A TO Blk Stl				Min
			FG	FGA	FT	FTA	Off	Def	Tot			A	TO	Blk	Stl	
20	Chinn,Conley	f	3-10	2-7	0-0	0	7	7	0	8	1	2	0	0	25	
30	Harmeyer,Elie	f	8-15	1-4	10-12	2	13	15	1	27	3	3	0	1	38	
55	Wright,Maddie	f	2-6	0-1	0-0	4	3	7	3	4	1	4	1	0	32	
14	Kinney,Jamilyn	f	1-8	1-5	0-0	0	2	2	1	3	4	2	0	2	37	
11	Muensterman,Maura	g	5-11	2-8	1-2	1	2	3	4	13	1	5	1	1	35	
22	Cook,Maddie	g	0-0	0-0	0-0	0	1	1	0	0	1	1	0	0	7	
31	Britzmann,Kiki	g	1-4	0-2	0-0	2	2	4	2	2	0	1	0	0	20	
34	Browning,Cam	g	0-4	0-0	0-0	1	2	3	1	0	0	0	0	1	6	
	Team					2	5	7								
Totals			20-58	6-27	11-14	12	37	49	12	57	11	18	2	5	200	
1st - FG: 6-13 46.2% 2nd: 5-15 33.3% 3rd: 4-16 25.0% 4th: 3-14 21.4% Game: 20-58 34.5% Deadball																
3FG: 2-5 40.0% 5FG: 0-0 0.0% 6FG: 0-0 0.0% 7FG: 0-0 0.0% 8FG: 0-0 0.0% 9FG: 0-0 0.0% 10FG: 0-0 0.0% Rebounds																
FT: 11 100.0% 12FG: 0-0 0.0% 13FG: 0-0 0.0% 14FG: 0-0 0.0% 15FG: 0-0 0.0% 16FG: 0-0 0.0% 17FG: 0-0 0.0%																

BOX SCORES

REVIEW



Game 17 - Murray St. 73, Southeast Missouri 88

Jan. 18, 2020 - Cape Girardeau, Mo.

Murray State 73 • 8-9, 1-5 OVC

#	Player	Total		3-Ptr		Rebounds		PF	TP	A	TO	Blk	Stl	Min
		FG-FGA	FT-FTA	FG-FGA	FT-FTA	Off	Def							
11	HAWTHORNE, Laci	1-3	0-0	0-0	0-0	3	6	9	5	2	1	2	0	27
20	MACK, Cekeya	1-1	0-0	0-0	0-0	0	0	0	2	2	0	2	0	9
04	MAYES, Lex	3-7	3-5	4-4	0	2	2	2	13	1	3	1	2	38
05	TURLEY, Macey	7-16	3-6	8-9	0	2	2	4	25	4	9	0	2	38
00	SWINTON, G'Torria	5-9	3-3	7-8	3	5	8	2	20	3	5	1	0	39
01	BLACKBURN, Raegan	0-0	0-0	2-2	0	1	1	0	2	0	0	0	0	3
01	BLACKBURN, Raegan	0-7	0-7	0-0	0	0	0	0	0	0	1	0	1	16
44	GIBSON, Macie	3-8	3-7	0-0	0	0	0	5	9	1	2	0	0	30
Team						2		8		10				
Totals		20-51	12-28	21-23		8	24	32	20	73	11	23	2	200

1st - FG %: 6-11 54.5% 2nd: 8-16 50.0% 3rd: 2-9 22.2% 4th: 4-15 26.7% Game: 20-51 39.2% Deadball Rebound 1
3FG %: 4-5 80.0% 3-6 50.0% 1-5 20.0% 4-12 33.3% 12-28 42.9%
FT %: 2-2 100.0% 4-5 80.0% 7-8 87.5% 8-8 100.0% 21-23 91.3%

Southeast Missouri 88 • 12-5, 4-2 OVC

#	Player	Total		3-Ptr		Rebounds		PF	TP	A	TO	Blk	Stl	Min
		FG-FGA	FT-FTA	FG-FGA	FT-FTA	Off	Def							
13	HARSHBERGER, Jessie	2-5	1-2	0-0	0	3	2	5	4	5	3	0	0	26
32	GARDENER, Denisha	1-3	0-0	2-2	1	7	8	3	4	0	0	0	1	13
02	SHEPARD, Carrie	5-13	3-8	0-0	1	4	5	1	13	10	2	0	4	37
10	PRUITT, Taelour	9	7-14	2-5	4-5	3	1	4	3	20	3	2	0	38
24	THOMPSON, Tesia	6-17	2-2	8-8	3	4	7	4	22	0	1	1	3	34
01	ALLEN, Kennedy	0-0	0-0	0-0	0	0	0	1	0	0	0	0	0	2
03	SCOTT, Roshala	3-7	0-2	2-2	1	5	6	4	8	1	2	1	0	16
23	TAYLOR, Jocelyn	1-2	0-0	2-2	1	0	1	3	4	0	1	1	0	12
40	SAINE, LaTrese	5-10	0-0	2-4	3	1	4	1	12	3	0	1	1	22
Team						2		2		2				
Totals		30-71	8-19	20-23		18	24	42	24	88	20	10	4	200

1st - FG %: 7-16 43.8% 2nd: 4-17 23.5% 3rd: 11-22 50.0% 4th: 8-16 50.0% Game: 30-71 42.3% Deadball Rebound 2
3FG %: 2-5 40.0% 2-9 22.2% 1-2 50.0% 6-7 85.7% 8-19 42.3%
FT %: 4-4 100.0% 1-2 50.0% 6-7 85.7% 9-10 90.0% 20-23 87.0%

Officials: Shane Bennett, Kalee Davidson, Trey Mills
Technical fouls: Murray State-None. Southeast Missouri-None.
Attendance: 823

Score by periods	1st	2nd	3rd	4th	Total
Murray State	18	23	12	20	73
Southeast Missouri	20	11	31	26	88

Last FG - MUR 4th-00:46, SEMOW 4th-00:58.
Largest lead - MUR by 11 2nd-01:05, SEMOW by 20 4th-02:51.
MUR led for 10:00. SEMOW led for 27:08. Game was tied for 02:52.

Points	In	Off	2nd	Fast	Bench
MUR	8	12	4	2	11
SEMOW	30	28	24	6	24

Score tied - 2 times.
Lead changed - 2 times.

Game 19 - Southeast Missouri 77, Eastern Illinois 65

Jan. 25, 2020 - Charleston, Ill.

01/25/20 1 PM at Charleston, Ill (Lantz Arena)

Southeast Missouri 77 • 14-5 (6-2 OVC)

#	Player	Total		3-Ptr		Rebounds		PF	TP	A	TO	Blk	Stl	Min
		FG-FGA	FT-FTA	FG-FGA	FT-FTA	Off	Def							
02	SHEPARD, Carrie	7-13	5-8	4-4	0	2	2	1	23	1	4	0	4	34
10	PRUITT, Taelour	3-7	1-3	3-3	1	3	4	1	10	4	3	0	3	33
13	HARSHBERGER, Jessie	4-6	0-1	1-2	0	1	1	3	9	0	2	0	0	22
24	THOMPSON, Tesia	4-7	0-0	9-14	3	10	13	2	17	6	2	0	1	32
32	GARDENER, Denisha	1-3	0-0	0-0	3	5	8	4	2	1	0	0	0	9
01	ALLEN, Kennedy	0-0	0-0	0-0	0	1	1	0	0	0	0	1	0	6
03	SCOTT, Roshala	0-3	0-1	2-2	1	0	1	1	2	1	3	0	0	13
12	HANCOCK, Sophia	0-0	0-0	0-0	0	1	1	1	0	0	0	0	0	1
23	TAYLOR, Jocelyn	2-5	0-0	0-0	1	1	2	1	4	0	1	1	0	12
34	BUSSARD, Sophie	0-0	0-0	0-0	0	1	1	0	0	0	2	0	0	13
40	SAINE, LaTrese	5-6	0-0	0-0	0	6	6	3	10	1	5	1	0	24
55	AKORO, Celeste	0-0	0-0	0-0	0	0	0	0	0	0	0	0	0	1
Team						2		2		2				
Totals		26-50	6-13	19-25		11	33	44	18	77	14	22	3	200

1st - FG %: 9-16 56.3% 2nd: 3-8 37.5% 3rd: 9-15 60.0% 4th: 5-11 45.5% Game: 26-50 52.0% Deadball Rebound 2
3FG %: 3-5 60.0% 1-3 33.3% 2-3 66.7% 0-2 0.0% 6-13 46.2%
FT %: 1-4 25.0% 12-13 92.3% 5-6 83.3% 19-25 76.0%

Eastern Illinois 65 • 11-8 (5-3 OVC)

#	Player	Total		3-Ptr		Rebounds		PF	TP	A	TO	Blk	Stl	Min
		FG-FGA	FT-FTA	FG-FGA	FT-FTA	Off	Def							
01	ARTHOFER, KIRA	1-3	0-0	0-0	0	3	3	1	2	4	3	0	3	32
11	PACE, KARLE	5-13	2-5	2-4	0	0	1	1	4	14	3	1	0	28
22	WASHINGTON, LARIAH	8-20	1-5	0-0	4	0	4	1	17	3	1	1	1	34
31	LITWILLER, MORGAN	5-10	3-5	0-1	3	0	3	4	13	0	1	1	1	21
41	WAHL, ABBY	2-8	0-1	2-2	1	1	2	3	6	0	3	0	1	22
02	HUGHES, JORDYN	1-5	1-4	0-0	0	2	2	2	3	1	2	0	2	21
12	SCHUMANN, PAIGE	0-0	0-0	0-0	0	0	0	2	0	1	1	0	0	4
14	MCRAE, GRACE	3-7	0-2	2-2	3	3	6	1	8	1	0	0	0	18
25	STAN, CLAUDIA	0-0	0-0	0-0	0	2	2	0	0	0	0	0	0	2
32	NEHLS, JENNIFER	0-3	0-3	2-2	2	4	6	2	2	0	3	1	1	16
44	TELLEZ, CAMINO	0-0	0-0	0-0	0	0	0	0	0	1	0	0	0	2
Team						1		2		2				
Totals		25-69	7-25	8-11		14	17	31	20	65	14	15	3	200

1st - FG %: 6-15 40.0% 2nd: 5-18 27.8% 3rd: 6-16 37.5% 4th: 8-20 40.0% Game: 25-69 36.2% Deadball Rebound 0
3FG %: 1-4 25.0% 1-3 33.3% 2-3 66.7% 0-2 0.0% 6-13 46.2%
FT %: 0-0 0.0% 0-0 0.0% 3-6 50.0% 5-5 100.0% 8-11 72.7%

Officials: Shane Bennett, Rachel Rayford, Bobby Ray
Technical fouls: Southeast Missouri-None. Eastern Illinois-None.
Attendance: 811

Score by periods	1st	2nd	3rd	4th	Total
Southeast Missouri	22	8	32	15	77
Eastern Illinois	13	11	16	25	65

Last FG - SEMOW 4th-02:47, EIU 4th-00:17.
Largest lead - SEMOW by 24 4th-08:48, EIU None.
SEMOW led for 39:26. EIU led for 00:00. Game was tied for 00:34.

Points	In	Off	2nd	Fast	Bench
SEMOW	24	16	15	4	16
EIU	22	20	13	4	13

Score tied - 1 time.
Lead changed - 0 times.

Game 18 - Southeast Missouri 66, SIUE 56

Jan. 23, 2020 - Edwardsville, Ill.

Southeast Missouri 66 • 13-5, 5-2 OVC

#	Player	Total		3-Ptr		Rebounds		PF	TP	A	TO	Blk	Stl	Min
		FG-FGA	FT-FTA	FG-FGA	FT-FTA	Off	Def							
32	GARDENER, Denisha	1-1	0-0	2-4	1	6	7	2	4	1	0	0	1	25
02	SHEPARD, Carrie	6-11	0-4	4-5	0	4	4	3	16	3	2	0	5	36
10	PRUITT, Taelour	3-8	0-3	0-0	0	0	0	2	6	2	1	0	0	25
13	HARSHBERGER, Jessie	4-8	0-0	3-6	6	1	7	3	17	1	1	0	2	23
24	THOMPSON, Tesia	7-20	0-2	3-4	4	5	9	3	17	2	4	1	2	34
01	ALLEN, Kennedy	0-0	0-0	1-2	0	1	1	0	0	0	0	0	0	2
03	SCOTT, Roshala	1-2	0-1	0-0	1	0	1	0	2	0	3	0	2	12
12	HANCOCK, Sophia	0-0	0-0	0-0	0	0	0	0	0	0	0	0	0	0+
23	TAYLOR, Jocelyn	0-3	0-0	4-8	1	1	2	1	4	0	3	1	3	14
34	BUSSARD, Sophie	2-5	0-1	0-0	0	0	0	0	2	4	0	1	0	17
40	SAINE, LaTrese	0-3	0-0	1-2	4	2	6	3	1	1	2	1	0	12
55	AKORO, Celeste	0-0	0-0	0-0	0	0	0	0	0	0	0	0	0	0+
Team						2		3		5				
Totals		24-61	0-11	18-31		19	23	42	19	66	10	17	3	200

1st - FG %: 7-16 43.8% 2nd: 7-16 43.8% 3rd: 5-15 33.3% 4th: 5-14 35.7% Game: 24-61 39.3% Deadball Rebound 1
3FG %: 0-1 0.0% 0-3 0.0% 0-3 0.0% 5-8 62.5% 18-31 58.1%
FT %: 3-6 50.0% 4-8 50.0% 5-8 62.5% 18-31 58.1%

SIUE 56 • 3-15, 1-6 OVC

#	Player	Total		3-Ptr		Rebounds		PF	TP	A	TO	Blk	Stl	Min
		FG-FGA	FT-FTA	FG-FGA	FT-FTA	Off	Def							
20	Kaitlin Lee	4-8	0-0	10-10	4	9	13	4	18	1	2	1	0	3



REVIEW

BOX SCORES

Game 21 - Southeast Missouri 44, Eastern Kentucky 60

Feb. 1, 2020 - Richmond, Ky.

Southeast Missouri 60 • 16-5 (8-2 OVC)

#	Player	Total		3-Ptr	FT-FTA	Rebounds		PF	TP	A	TO	Bk	Stl	Min
		FG-FGA	FG-FGA			Off	Def							
13	HARSHBERGER, Jessie	f	0-3	0-1	0-0	0	0	0	0	0	0	0	0	10
32	GARDENER, Denisha	f	3-6	0-0	0-2	8	5	13	2	6	1	0	0	29
02	SHEPHARD, Carrie	g	5-10	2-6	1-2	0	4	4	2	13	1	2	0	34
10	PRUITT, Taelour	g	2-10	1-5	0-0	0	3	3	2	5	2	0	0	28
24	THOMPSON, Tesia	g	2-15	0-2	9-10	3	9	12	0	13	4	0	0	31
01	ALLEN, Kennedi		1-1	0-0	0-0	1	1	2	0	2	0	0	1	4
03	SCOTT, Roshala		4-7	0-2	1-2	1	3	4	0	9	2	0	0	19
12	HANCOCK, Sophia		0-0	0-0	0-0	0	0	0	0	1	0	0	0	1
23	TAYLOR, Jocelyn		6-9	0-0	0-0	2	3	5	2	12	3	1	0	26
34	BUSSARD, Sophie		0-1	0-0	0-0	0	1	1	1	0	0	0	0	8
40	SAINE, LaTrese		0-3	0-0	0-0	1	1	2	4	0	0	3	1	9
55	AKORO, Celeste		0-0	0-0	0-0	0	0	0	0	0	0	0	0	1
Team						3	2	5			1			
Totals			23-65	3-16	11-16	19	32	51	14	60	16	10	2	200

1st - FG %:	3-16	18.8%	2nd:	7-15	46.7%	3rd:	6-21	28.6%	4th:	7-13	53.8%	Game:	23-65	35.4%	Deadball	
3FG %:	0-2	0.0%	2-6	33.3%	0-7	0.0%	1-1	100.0%	3-16	18.8%					Rebounds	
FT %:	0-0	0.0%	4-6	66.7%	2-2	100.0%	5-8	62.5%	11-16	68.8%					3	

Eastern Kentucky 44 • 8-13 (2-8 OVC)

#	Player		Total		3-Ptr	Rebounds		PF	TP	A	TO	Bk	Stl	Min	
			FG-FGA	FG-FGA	FT-FTA	Off	Def								
15	BASS, Bria	f	1-5	0-3	0-2	2	5	7	3	2	1	4	0	37	
35	GREEN, I'Liyah	c	7-16	0-2	3-4	6	8	14	3	17	0	2	5	29	
02	GOODLETT, Teri	g	2-8	2-4	0-0	0	2	2	5	6	2	3	0	1	25
22	MOVBRA, Samari	g	2-5	1-4	0-0	1	1	2	1	5	0	0	0	1	23
23	DAVIS, De'ayra	g	2-9	1-7	0-0	2	1	3	0	5	1	4	0	1	34
00	STANTON, Qay		1-10	0-4	1-2	0	0	0	2	3	5	1	0	1	26
24	BELL, Maleaha		1-3	0-0	1-1	1	1	2	1	3	1	1	0	0	7
30	KAIFES, Catie		1-5	1-3	0-0	1	3	4	0	3	0	1	1	0	9
Team						2	4	6							
Totals			17-61	5-27	5-9	15	25	40	15	44	10	16	6	6	200

1st - FG %:	5-16	31.3%	2nd:	4-11	36.4%	3rd:	3-14	21.4%	4th:	5-20	25.0%	Game:	17-61	27.9%	Deadball	
3FG %:	1-7	14.3%	1-5	20.0%	1-6	16.7%	2-9	22.2%	5-27	18.5%					Rebounds	
FT %:	1-2	50.0%	0-2	0.0%	1-2	50.0%	3-3	100.0%	5-9	55.6%					1	

Officials: Charlie Hurst, Traci Drake, Ivan Fulton
Technical fouls: Southeast Missouri-None. Eastern Kentucky-None.
Attendance: 487

Score by periods	1st	2nd	3rd	4th	Total
Southeast Missouri	6	20	14	20	60
Eastern Kentucky	12	9	8	15	44

Points	In	Off	2nd	Fast	Bench
SEMOU	36	20	13	12	23
SKU	22	5	10	4	9

Last FG - SEMOU 4th-02:37, SKU 4th-00:05.
Largest lead - SEMOU by 19 4th-02:37, SKU by 7 1st-08:19.

Score tied - 1 time.
Lead changed - 3 times.

Game 23 - Tennessee Tech 72, Southeast Missouri 87

Feb. 8, 2020 - Cape Girardeau, Mo.

Tennessee Tech 72 • 16-7, 9-3 OVC

#	Player	Total	3-Ptr	Rebounds											
		FG-FGA	FG-FGA	FT-FTA	Off	Def	TP	PF	TP	A	TO	Blk	Stl	Min	
15	WILKINSON, Anacia	f	3-9	0-0	1-1	3	3	6	0	7	1	1	0	0	19
33	COLEMAN, Mackenzie	f	4-5	1-1	2-2	1	2	3	5	11	1	1	0	1	30
00	HARRIS, Akia	g	3-8	1-2	5-6	3	1	4	0	12	8	3	1	1	40
02	BROCK, Jordan	g	3-5	3-5	0-0	0	0	0	3	9	0	1	0	1	16
20	BRADY, Keshia	g	2-5	1-3	2-2	0	1	1	3	7	2	4	0	1	26
03	CLARK, Megan		2-4	2-3	0-0	0	2	2	0	6	1	0	0	0	14
11	OWENS, Maaliya		6-12	4-8	2-2	2	0	2	1	18	1	0	0	0	24
14	BUCKNER, Abby		1-7	0-4	0-0	0	2	2	0	2	1	3	0	0	18
24	GUINN, Jada		0-1	0-0	0-4	2	1	3	0	0	2	2	0	0	13
	Team					1	4	5							
Totals			24-56	12-26	12-17	12	16	28	12	72	17	15	1	3	200

1st - FG %:	9-12	75.0%	2nd:	3-9	33.3%	3rd:	8-20	40.0%	4th:	4-15	26.7%	Game:	24-56	42.9%	Deadball	
3FG %:	6-8	75.0%	0-1	0.0%	5-10	50.0%	1-7	14.3%	12-26	46.2%					Rebounds	
FT %:	2-2	100.0%	0-2	0.0%	3-4	75.0%	7-9	77.8%	12-17	70.6%					2	

Southeast Missouri 87 • 18-5, 10-2 OVC

#	Player	FG	Total	3-Ptr	FT-FTA	Rebounds		PF	TP	A	TO	Blk	Stl	Min		
			FGA		FTA	Off	Def									
24	THOMPSON, Tesia	f	11-15	0-0	6-8	2	7	9	2	28	4	2	0	0	33	
32	GARDENER, Denisha	f	3-6	0-0	0-0	6	4	10	3	6	3	1	0	1	23	
02	SHEPHARD, Carrie	g	6-22	2-12	4-4	4	1	2	3	3	18	4	2	0	5	37
10	PRUITT, Taelour	g	5-7	1-2	0-0	0	2	2	0	11	6	1	0	2	32	
13	HARSHBERGER, Jessie	g	0-2	0-0	0-0	0	0	0	1	0	3	0	1	1	16	
03	SCOTT, Roshala		0-0	0-0	0-0	0	1	1	0	0	0	0	0	0	4	
23	TAYLOR, Jocelyn		4-9	0-0	0-0	2	3	5	3	8	0	0	0	0	24	
34	BUSSARD, Sophie		3-4	0-0	0-0	4	1	5	1	6	0	1	0	0	14	
40	SAINE, LaTrese		5-8	0-0	0-0	5	1	6	3	10	0	1	1	0	17	
Team						1	2	3								
Totals			37-73	3-14	10-12	21	23	44	16	87	20	9	2	9	200	

1st - FG %:	13-17	76.5%	2nd:	7-16	43.8%	3rd:	8-20	40.0%	4th:	9-20	45.0%	Game:	37-73	50.7%	Deadball	
3FG %:	2-4	50.0%	0-2	0.0%	0-3	0.0%	1-5	20.0%	3-14	21.4%					Rebounds	
FT %:	2-2	100.0%	3-4	75.0%	0-0	0.0%	5-6	83.3%	10-12	83.3%					1	

Officials: Kalee Davidson, Adam Rider, Kerry Winders
Technical fouls: Tennessee Tech-None. Southeast Missouri-None.
Attendance: 877

Score by periods	1st	2nd	3rd	4th	Total
Tennessee Tech	26	6	24	16	72
Southeast Missouri	30	17	16	24	87

Points	In	Off	2nd	Fast	Bench
TTUW	24	8	7	12	26
SEMOU	50	17	21	12	24

Last FG - TTUW 4th-03:14, SEMOU 4th-00:19.
Largest lead - TTUW by 1 1st-09:22, SEMOU by 17 3rd-09:49.
TTUW led for 00:48, SEMOU led for 38:51. Game was tied for 00:19.

Score tied - 0 times.
Lead changed - 6 times.

Game 22 - Jacksonville St. 52, Southeast Missouri 79

Feb. 6, 2020 - Cape Girardeau, Mo.

Jacksonville State 52 • 10-12, 6-5 OVC

#	Player	Total		3-Ptr	Rebounds				PF	TP	A	TO	Bk	Stl	Min
		FG	FGA		FG	FGA	FT	FTA							
03	ELLIOT, Destiny	f	3-8	2-5	2-4	2	6	8	4	10	1	3	1	0	27
15	LONG, Chloe	f	0-2	0-0	2-4	0	5	5	0	2	0	1	1	0	27
23	DAY, Jessie	f	2-7	0-2	1-2	2	1	3	3	5	0	0	0	0	28
00	HAWKS, Taylor	g	2-9	0-5	6-6	1	3	4	1	10	3	5	0	2	28
14	LAWRENCE, McKenna	g	1-4	1-2	3-4	1	1	2	2	6	1	0	0	1	14
05	THOMPSON, Nekiya		0-1	0-0	5-6	0	2	2	4	5	2	4	0	2	12
11	JOHNSON, Kiana		4-10	0-0	1-1	0	1	1	3	9	0	0	0	1	31
22	WALKER, Jayla		0-1	0-0	0-0	0	1	1	0	0	0	0	0	1	2
24	JOHNSON, Yamia		2-6	1-4	0-0	0	0	0	0	5	0	1	0	0	20
32	SLEDGE, Karleigh		0-0	0-0	0-0	0	0	0	2	0	0	0	0	0	8
40	WEBSTER, Brittany		0-1	0-0	0-0	0	0	0	0	0	0	0	0	0	3
Team						3	2	5			1				
Totals			14-49	4-18	20-27	9	22	31	19	52	7	15	3	6	200

1st - FG %:	3-13
-------------	------

BOX SCORES

REVIEW



Game 25 - SIUE 57, Southeast Missouri 80

Feb. 15, 2020 - Cape Girardeau, Mo.

SIUE 57 • 3-22, 1-13 OVC

#	Player	Total		3-Ptr		Rebounds		PF	TP	A	TO	Blk	Stl	Min
		FG	FGA	FG	FGA	FT	FTA							
00	KINNARD, Mikayla	f	0-2	0-1	0-0	0	1	2	0	1	3	0	0	16
20	LEE, Kaitlin	f	2-4	0-0	6-8	0	2	2	4	10	1	3	0	23
04	HANDLEY, Tori	g	2-7	2-5	0-0	2	1	3	1	6	0	3	0	25
11	KEITH, Mikia	g	3-7	0-2	0-0	0	4	4	2	6	2	3	0	30
13	THROCKLER, Allie	g	2-4	0-0	0-0	1	0	1	2	4	3	1	0	23
05	THATHA, Ajulu		2-2	1-1	0-0	1	0	1	2	5	0	0	0	7
21	STALLWORTH, Bria		2-4	1-2	0-0	0	0	0	1	5	1	1	0	10
11	AKUEN, Alek		0-0	0-0	0-0	0	0	0	0	0	0	0	0	2
25	WHITLOCK, Zaria		0-4	0-0	2-5	1	0	1	3	2	0	1	3	15
35	HALL, Mikala		6-12	1-5	0-1	3	6	9	0	13	2	3	1	34
54	WILLIAMS, Kelsie		2-5	0-0	2-2	1	0	1	2	6	0	1	0	15
Team						1	3	4						
Totals			21-51	5-16	10-16	10	17	27	19	57	10	19	2	200

1st - FG %: 4-9 44.4% 2nd: 5-13 38.5% 3rd: 4-10 40.0% 4th: 8-19 42.1% Game: 21-51 41.2% Deadball Rebounds 2
 3FG %: 0-3 0.0% 1-3 33.3% 2-6 33.3% 5-16 31.3%
 FT %: 4-5 80.0% 0-2 0.0% 6-8 75.0% 0-1 0.0% 10-16 62.5%

Southeast Missouri 80 • 20-5, 12-2 OVC

#	Player	Total		3-Ptr		Rebounds		PF	TP	A	TO	Blk	Stl	Min
		FG	FGA	FG	FGA	FT	FTA							
13	HARSHBERGER, Jessie	f	0-1	0-0	0-0	0	0	0	0	0	1	0	0	2
32	GARDENER, Denisha	f	2-3	0-0	1-1	1	3	4	0	5	1	2	0	24
02	SHEPARD, Carrie	g	7-13	3-8	2-2	1	2	3	2	19	3	2	0	27
10	PRUITT, Taelour	g	5-9	5-5	2-2	2	2	4	1	17	3	1	0	30
24	THOMPSON, Tesia	g	10-17	0-1	3-3	0	1	1	3	23	2	1	0	29
03	SCOTT, Roshala		5-6	0-0	1-1	3	2	5	2	11	4	3	0	22
12	HANCOCK, Sophia		0-0	0-0	0-0	0	0	0	0	0	1	0	0	2
23	TAYLOR, Jocelyn		0-4	0-0	0-0	2	0	2	3	0	4	0	2	15
34	BUSSARD, Sophie		0-5	0-1	1-2	2	6	8	2	1	5	1	0	27
40	SAINE, LaTrese		1-3	0-0	0-0	2	4	3	2	0	2	1	0	12
55	AKORO, Celeste		0-2	0-0	2-2	1	0	1	0	2	0	2	1	10
Team						2	6	8						
Totals			30-63	8-15	12-13	16	24	40	16	80	18	13	9	200

1st - FG %: 7-16 43.8% 2nd: 7-15 46.7% 3rd: 8-18 44.4% 4th: 8-14 57.1% Game: 30-63 47.6% Deadball Rebounds 1
 3FG %: 3-5 60.0% 1-3 33.3% 3-6 50.0% 8-15 53.3%
 FT %: 2-2 100.0% 1-1 100.0% 4-5 80.0% 5-5 100.0% 12-13 92.3%

Officials: Ty Bills, Cole Warmack, Hannah Reynolds
 Technical fouls: SIUE-None. Southeast Missouri-None.
 Attendance: 1223

Score by periods	1st	2nd	3rd	4th	Total
SIUE	12	11	16	18	57
Southeast Missouri	19	16	23	22	80

Last FG - SIUEW 4th-00:41, SEMOW 4th-03:05.
 Largest lead - SIUEW None, SEMOW by 29 4th-03:05.
 SIUEW led for 00:00, SEMOW led for 39:16. Game was tied for 00:18.

Score tied - 0 times.
 Lead changed - 0 times.

Game 26 - Southeast Missouri 51, Jacksonville St. 72

Feb. 20, 2020 - Jacksonville, Ala.

Southeast Missouri 51 • 20-6, 12-3 OVC

#	Player	Total		3-Ptr		Rebounds		PF	TP	A	TO	Blk	Stl	Min
		FG	FGA	FG	FGA	FT	FTA							
32	GARDENER, Denisha	f	3-6	0-0	1-1	3	7	10	1	7	0	1	0	26
02	SHEPARD, Carrie	g	3-13	2-6	1-2	2	3	5	3	9	1	3	0	34
10	PRUITT, Taelour	g	0-5	0-0	0-2	0	0	0	4	0	1	1	0	26
13	HARSHBERGER, Jessie	g	1-4	0-0	2-2	2	0	2	2	4	1	0	0	12
24	THOMPSON, Tesia	g	8-18	0-1	4-5	1	4	5	3	20	0	1	0	31
03	SCOTT, Roshala		0-1	0-0	3-4	1	3	4	0	3	2	2	1	18
23	TAYLOR, Jocelyn		3-5	0-1	0-0	2	3	5	2	6	0	0	1	24
34	BUSSARD, Sophie		1-4	0-3	0-0	1	2	3	1	2	0	2	0	18
40	SAINE, LaTrese		0-3	0-0	0-0	0	1	1	0	0	1	0	2	10
55	AKORO, Celeste		0-0	0-0	0-0	0	0	0	0	0	0	0	0	1
Team						2	1	3						
Totals			19-59	2-11	11-16	13	25	38	16	51	6	11	4	200

1st - FG %: 4-16 25.0% 2nd: 2-12 16.7% 3rd: 6-13 46.2% 4th: 7-18 38.9% Game: 19-59 32.2% Deadball Rebounds 4
 3FG %: 0-3 0.0% 1-2 50.0% 0-1 0.0% 1-5 20.0%
 FT %: 0-0 0.0% 4-5 80.0% 2-3 66.7% 5-8 62.5%

Jacksonville State 72 • 12-14, 8-7 OVC

#	Player	Total		3-Ptr		Rebounds		PF	TP	A	TO	Blk	Stl	Min
		FG	FGA	FG	FGA	FT	FTA							
03	ELLIOTT, Destiney	f	5-10	4-7	0-0	1	2	3	4	14	0	3	0	27
15	LONG, Chloe	f	1-5	0-0	2-4	2	6	8	2	4	5	0	1	34
23	DAY, Jessie	f	1-3	0-1	0-0	1	2	3	3	2	0	0	1	24
00	HAWKS, Taylor		4-6	1-1	4-4	0	2	2	1	13	1	5	0	21
11	JOHNSON, Kiana	g	3-10	0-0	1-2	0	3	3	2	7	1	2	0	25
05	THOMPSON, Nekiyah		1-2	1-2	2-2	0	2	2	0	5	5	0	0	18
14	LAWRENCE, McKenna		2-7	2-5	0-0	0	2	2	1	6	1	0	0	13
22	WALKER, Jayla		0-0	0-0	0-0	0	0	0	0	0	0	0	0	1
24	JOHNSON, Yarnia		5-8	3-5	3-4	0	3	3	1	16	0	1	0	21
25	DARGAN, Regan		1-2	0-0	0-0	1	0	1	0	2	0	0	0	2
23	SLEDGE, Karleigh		1-1	1-1	0-0	0	0	0	2	3	0	0	0	8
34	KUIMI, Winnie		0-1	0-0	0-0	2	4	1	0	0	1	0	0	6
Team						3	4	7						
Totals			24-55	12-22	12-16	10	28	38	17	72	13	12	1	201

1st - FG %: 6-11 54.5% 2nd: 5-16 31.3% 3rd: 11-35 31.3% 4th: 2-13 15.4% Game: 24-55 43.6% Deadball Rebounds 0
 3FG %: 1-2 50.0% 3-8 37.5% 7-9 77.8% 1-3 33.3%
 FT %: 2-4 50.0% 0-0 0.0% 0-0 0.0% 10-12 83.3%

Officials: Simone Redd, Bobby Deavers, David Jenkins
 Technical fouls: Southeast Missouri-None. Jacksonville State-None.
 Attendance: 450

2019-20 Women's Basketball. Round: 0. Jacksonville St. vs Southeast Mo. St. P

Score by periods	1st	2nd	3rd	4th	Total
Southeast Missouri	8	9	14	20	51
Jacksonville State	15	13	29	15	72

Last FG - SEMOW 4th-00:56, JSU 4th-01:03.
 Largest lead - SEMOW None, JSU by 28 4th-06:40.
 SEMOW led for 00:00, JSU led for 39:07. Game was tied for 00:53.

Score tied - 0 times.
 Lead changed - 0 times.

Game 28 - Eastern Illinois 56, Southeast Missouri 72

Feb. 27, 2020 - Cape Girardeau, Mo.

Eastern Illinois 56 • 17-11, 11-6 OVC

#	Player	Total		3-Ptr		Rebounds		PF	TP	A	TO	Blk	Stl	Min
		FG	FGA	FG	FGA	FT	FTA							
01	ARTHOFER, Kira	*	0-2	0-0	0-0	0	1	1	1	0	4	6	0	3
11	PACE, Karle	*	5-11	1-4	5-6	0	2	2	2	16	3	4	0	30
22	WASHINGTON, Lariah	*	5-7	0-0	3-4	0	4	4	2	13	1	2	0	32
31	LITWILLER, Morgan	*	2-7	1-4	2-2	0	0	0	3	7	0	1	0	21
41	WAHL, Abby	*	6-11	0-3	0-0	1	1	2	2	12	0	0	1	30
02	HUGHES, Jordyn		0-3	0-2	0-0	0	0	0	2	0	0	0	1	13
12	SCHUMANN, Paige		0-1	0-0	0-0	0	0	0	0	0	0	0	0	4
14	MCRAE, Grace		0-1	0-0	2-2	0	2	2	0	2	1	0	0	11
15	STEELE, Taylor		2-6	2-2	0-0	0	3	3	5	6	2	2	0	23
25	STAN, Claudia		0-0	0-0	0-0	0	0	0	0	0	1	0	0	2
32	NEHLS, Jennifer		0-2	0-1	0-0	0	2	2	0	0	0	0	1	11
44	TELLEZ, Camino		0-0	0-0	0-0	0	1	1	0	0	0	0	0	2
Team						3	3	6						
Totals			20-51	4-16	12-14	4	19	23	19	56	11	17	2	200

1st - FG %: 4-13 30.8% 2nd: 7-16 43.8% 3rd: 4-8 50.0% 4th: 5-14 35.7% Game: 20-51 39.2% Deadball Rebounds 1
 3FG %: 0-2 0.0% 1-4 25.0% 0-3 0.0% 3-7 42.9%
 FT %: 3-4 75.0% 0-0 0.0% 4-8 87.5% 12-14 85.7%

Southeast Missouri 72 • 22-6, 14-3 OVC

#	Player		Total			3-Ptr			Rebounds			PF	TP	A	TO	Blk	Stl	Min														
			FG	FGA	FT	FTA	Off	Def	TP																							
24	THOMPSON, Tesia	f	8-16	4-5	4-5	0	8	8	1	24	2	4	0	3	37																	
32	GARDENER, Denisha	f	1-1	0-0	0-0	1	3	4	2	2	1	0	1	1	22																	
02	SHEPARD, Carrie	g	7-14	1-5	2-2	0	3	3	1	17	7	4	0	4	36																	
13	HARSHBERGER, Jessie	g	5-13	2-3	1-2	5	1	6	3	13	0	1	0	1	32																	
23	TAYLOR, Jocelyn	g	2-3	0-0	1-2	2	3	5	1	5	0	2	0	2	17																	
03	SCOTT, Rosalia	f	1-2	0-0	0-0	0	1	1	1	1	1	1	1	2	18																	
14	HANCOCK, Sophia	g	0-1	0-0	0-0	0	1	1	0	0	0	1	0	1	0																	
34	BUSSARD, Sophie	f	0-2	0-2	2-2	2	4	6	1	2	0	2	0	0	19																	
40	SAINE, LaTrese	f	2-4	0-0	2-6	2	1	3	2	6	1	0	0	0	13																	
55	AKORO, Celeste	f	0-0	0-0	1-2	0	0	2	2	1	1	0	1	1	0																	
Team						2			0						200																	
Totals			26-56			7-15			13-21			44			27			111			55											
1st - FG %: 10-19			52.6%			2nd: 2-10			20.0%			3rd: 7-13			53.8%			4th: 7-14			50.0%			Game: 26-56			46.4%			Deadball		
3FG %: 3-5			60.0%			14			25.0%			1-4			25.0%			17-21			61.9%			Rebounds			5					
FT %: 3-6			50.0%			3-6			50.0%			7-7			100.0%			1-4			25.0%											
Offensive			20			10			20			10			20			10			20			10			20					
Defensive			10			10			10			10			10			10			10			10			10					
Total			30			20			30			20			30			20			30			20			30					
Team			26-56			7-15			13-21			44			27			111			55											



REVIEW

BOX SCORES

Game 29 - Southeast Missouri 72, UT Martin 78

Feb. 29, 2020 - Martin, Tenn.

02/29/20 2:00 pm at Martin, Tenn.

Southeast Missouri 72 • 22-7,14-4 OVC

#	Player		Total	3-Ptr		Rebounds									
			FG-FGA	FG-FGA	FT-FTA	Off	Def	Tot	PF	TP	A	TO	Blk	Stl	Min
23	TAYLOR, Jocelyn	f	2-7	0-1	2-2	1	2	3	2	6	0	1	0	0	19
32	GARDENER, Denisha	f	2-5	0-0	2-2	2	5	7	3	6	2	3	0	2	29
02	SHEPARD, Carrie	g	8-20	6-11	0-0	1	3	4	2	22	4	5	0	0	39
13	HARSHBERGER, Jessie	g	2-4	0-2	0-0	0	1	1	4	4	0	3	0	1	10
24	THOMPSON, Tesia	g	5-11	0-1	1-2	1	4	5	11	6	2	0	2	31	
03	SCOTT, Roshala		4-4	0-0	4-5	2	1	3	0	12	3	0	0	1	23
10	PRUITT, Taelour		2-5	2-3	1-2	1	3	4	1	7	4	4	0	1	30
34	BUSSARD, Sophie		1-2	0-0	0-0	0	2	2	1	2	0	0	0	0	8
40	SAINE, LaTrese		1-6	0-0	0-0	3	2	5	4	2	0	0	2	1	10
55	AKORO, Celeste		0-0	0-0	0-0	0	0	0	0	0	0	0	0	0	1
Team						3	1	4							
Totals			27-64	8-18	10-13	14	24	38	22	72	19	19	2	8	200

1st - FG %: 8-16 50.0% 2nd: 5-14 35.7% 3rd: 6-13 46.2% 4th: 8-21 38.1% Game: 27-64 42.2% Deadball
3FG %: 3-5 60.0% 3-6 50.0% 1-3 33.3% 1-4 25.0% 10-28 35.7% Rebounds
FT %: 1-2 50.0% 2-2 100.0% 5-7 71.4% 2-2 100.0% 10-13 76.9%

UT Martin 78 • 20-9,16-2 OVC

#	Player		Total	3-Ptr	Rebounds										
			FG-FGA	FG-FGA	FT-FTA	Off	Def	Tot	PF	TP	A	TO	Blk	Stl	Min
11	Dasia Young	f	2-5	2-2	2-2	0	3	3	4	8	2	0	0	1	37
15	Brittini Moore	f	2-4	0-0	0-0	1	5	6	3	4	2	0	0	1	25
20	Chelsey Perry	f	14-26	1-3	9-11	0	6	6	2	38	6	2	2	3	40
21	Maddie Waldrop	f	6-10	1-1	4-5	1	3	4	2	17	2	5	4	2	40
3	Kyannah Grant	g	3-6	1-4	2-2	0	3	3	0	9	6	1	2	4	40
13	Tamiah Stanford		1-1	0-0	0-0	1	1	2	0	2	0	2	0	0	18
Team						0	3	3							
Totals			28-52	5-10	17-20	3	24	27	11	78	21	15	7	9	200
1st: FG %: 9-16 56.3% 2nd: 6-12 50.0% 3rd: 1-4 25.0% 4th: 4-10 40.0% Game: 28-52 53.8% Deadball															
3FG %: 3-4 75.0% 1st: 1-2 50.0% 2nd: 0-0 0.0% 3rd: 0-0 0.0% 4th: 1-1 100.0% 5-10 50.0% Rebounds															
FT %: 9-11 81.8% 1st: 3-4 75.0% 2nd: 2-2 100.0% 3rd: 1-1 100.0% 4th: 1-1 100.0% 5-10 50.0%															

1st - FG %: 9-16 56.3% 2nd: 6-12 50.0% 3rd: 9-14 64.3% 4th: 4-10 40.0% Game: 28-52 53.8% Deadball
3FG %: 3-4 75.0% 1-2 50.0% 1-2 50.0% 0-2 0.0% 5-10 50.0% Rebounds
FT %: 0-0 0.0% 3-4 75.0% 5-6 83.3% 9-10 90.0% 17-20 85.0%

Officials: Theromiles Flowers, Terri Tubbs, Charlie Hust

Technical fouls: Southeast Missouri-None. UT Martin-None.

Attendance: 1920

2019-20 Women's Basketball. Round: 0. Southeast Mo. St. vs UT Martin. Played at

Score by periods		1st	2nd	3rd	4th	Total
Southeast Missouri		20	15	18	19	72
UT Martin		21	16	24	17	78

Points	In	Off	2nd	Fast
SEMOU	28	12	10	17
UTM	32	15	2	7

Score tied - 3 times.
Lead changed - 4 times.

Last FG - SEMOU 4th-00:17, UTM 4th-00:52.
Largest lead - SEMOU by 1 4th-06:24, UTM by 10 3rd-02:49.
SEMOU led for 01:32. UTM led for 37:07. Game was tied for 01:21.

Game 31 - Belmont 99, Southeast Missouri 114

Mar. 6, 2020 - Evansville, Ind.

03/06/20 2:00 pm at Evansville, Ind. -- Ford Center

Southeast Missouri 114 • 24-7,14-4 OVC

#	Player		Total		3-Ptr		Rebounds		PF	TP	A			Stl	Min	
			FG-FA	FG-FA	FT-FTA	Off	Def	To			Blk					
32	GARDENER, Denisha	f	1-1	0-0	1-2	0	1	1	3	3	0	0	0	1	12	
02	SHEPARD, Carrie	g	12-14	4-4	1-1	1	3	4	0	29	5	5	0	2	36	
10	PRUITT, Taelour	g	7-9	7-7	0-0	0	1	1	1	21	5	2	0	2	33	
13	HARSHBERGER, Jessie	g	0-4	0-2	0-0	1	3	4	3	6	0	0	0	0	26	
24	THOMPSON, Tesia	g	13-23	3-4	10-14	0	5	5	3	39	8	2	0	2	35	
03	SCOTT, Roshala		2-3	0-0	0-0	2	0	2	0	4	1	0	0	2	9	
23	TAYLOR, Jocelyn		4-5	0-0	2-2	4	0	4	0	10	3	1	0	0	20	
34	BUSSARD, Sophie		0-1	0-0	0-0	0	0	0	0	0	0	0	0	1	7	
40	SAINE, LaTrese		4-6	0-0	0-0	0	5	5	3	8	1	1	3	0	22	
Team							1		3							
Totals			43-66		14-17		14-19		6		25		31		17 114 29 11 3 10 200	

1st - FG %: 10-18 55.6% 2nd: 8-16 50.0% 3rd: 13-17 76.5% 4th: 12-15 80.0% Game: 43-66 65.2% Deadball
3FG %: 4-8 50.0% 1-2 50.0% 3-5 100.0% 2-5 40.0% 14-17 82.4% Rebounds
FT %: 0-0 0.0% 4-5 80.0% 4-5 80.0% 6-9 66.7% 14-19 73.7%

Belmont 99 • 22-9,16-2 OVC

#	Player	Total			3-Ptr			Rebounds			PF	TP	A TO Blk			Stl	Min
		FG-FGA	FG-FGA	FT-FTA	Off	Def	Tot	A	To	Blk							
20	Conley Chinn	f	5-10	4-7	1-1	1	3	4	1	15	1	2	0	0	0	24	
30	Ellie Harmeyer	f	7-11	3-5	8-8	1	6	7	3	25	3	5	1	0	31		
55	Maddie Wright	f	0-1	0-0	0-0	0	1	1	2	0	3	3	0	0	0	13	
14	Jamilyn Kinney	g	7-15	6-12	0-0	0	3	3	2	20	7	3	0	0	33		
31	Maura Muensterman	g	2-7	2-7	2-2	1	1	2	4	8	2	1	0	1	21		
01	Madison Treece		3-9	0-0	2-2	1	1	2	1	8	1	0	0	0	0	12	
10	Allison Luly		1-1	0-0	0-0	0	0	0	4	2	0	0	0	0	0	10	
22	Maddie Cook		5-10	0-0	2-3	1	1	2	1	12	0	1	0	0	2	26	
23	Nikki Baird		0-0	0-0	0-0	0	0	0	0	0	0	0	0	0	0	2	
40	Kiki Britzmann		2-3	0-0	2-3	0	0	0	1	6	2	0	0	2	19		
34	Carm Browning		1-2	0-0	1-2	1	2	3	0	3	0	0	0	0	9		
Team						5	3	8									
Totals			33-69	15-31	18-21	12	21	33	19	99	19	15	1	5	200		

1st - FG %: 6-14 42.9% 2nd: 8-18 44.4% 3rd: 9-19 47.4% 4th: 10-18 55.6% Game: 33-69 47.8% Deadball
3FG %: 4-8 50.0% 3-6 50.0% 7-13 53.8% 15-31 48.4% 14-17 82.4% Rebounds
FT %: 5-5 100.0% 3-3 100.0% 6-9 66.7% 18-21 85.7%

Officials: Ryan Durham, Molly Caldwell, Marla Gearhart

Technical fouls: Southeast Missouri-None. Belmont-None.

Attendance: 574

2019-20 Women's Basketball. Round: 0. Belmont vs Southeast Mo. St.. Played at

Score by periods		1st	2nd	3rd	4th	Total
Southeast Missouri		24	21	35	34	114
Belmont		21	20	24	34	99

Points	In	Off	2nd	Fast
SEMOU	48	26	2	25
BEL	30	14	18	6

Score tied - 6 times.
Lead changed - 3 times.

Last FG - SEMOU 4th-01:21, BEL 4th-01:03.

Largest lead - SEMOU by 19 3rd-02:32, BEL by 3 1st-09:48.

SEMOU led for 36:03. BEL led for 00:33. Game was tied for 01:22.

Game 30 - Southeast Missouri 82, Tennessee Tech 81

Mar. 5, 2020 - Evansville, Ind.

03/05/20 3:00 pm at Evansville, Ind. -- Ford Center

Tennessee Tech 81 • 17-13,10-8 OVC

#	Player	Total		3-Ptr		Rebounds			PF	TP	A			Blk	Stl	Min
		FG-FGA	FG-FGA	FT-FTA	Off	Def	Tot	A			To	Blk				
15	Anacia Wilkinson	f	3-7	0-0	0-0	2	1	3	4	6	0	1	2	1	21	
33	Mackenzie Coleman	f	10-18	2-5	6-7	5	4	9	5	28	1	1	1	1	28	
00	Akia Harris	g	1-5	1-4	2-4	0	1	1	1	5	4	3	0	1	35	
02	Jordan Brock	g	5-12	3-8	3-4	0	1	1	2	16	6	2	0	1	36	
20	Kesha Brady	g	5-9	2-4	3-4	2	5	7	3	15	2	5	0	2	37	
03	Megan Clark		2-3	2-3	2-2	0	0	0	1	8	0	0	1	2	11	
11	Maaliya Owens		0-3	0-1	0-0	1	1	2	1	0	0	1	0	0	9	
14	Abby Buckner		0-3	0-3	3-4	4	3	7	3	3	2	1	0	3	34	
24	Jada Guinn		0-1	0-0	0-0	1	2	3	0	0	1	1	0	0	14	
Team						0	5	5								
Totals			26-61	10-28	19-25	15	23	38	20	81	16	17	4	11	225	

1st - FG %: 7-16 43.8% 2nd: 5-10 50.0% 3rd: 7-17 41.2% 4th: 4-13 30.8% Game: 26-61 42.6% Deadball
3FG %: 3-9 33.3% 2-3 66.7% 3-7 42.9% 1-7 14.3% 10-28 35.7% Rebounds
FT %: 2-3 66.7% 3-4 75.0% 9-10 90.0% 4-6 66.7%

Southeast Missouri 82 • 23-7,14-4 OVC

#	Player		Total		3-Ptr		Rebounds			PF	TP	A To Blk Stl			Min
			FG-FTA	FG-FGA	FT-FTA	Off	Def	Tot	A			To	Blk	Stl	
32	GARDENER, Denisha	f	1-2	0-0	0-0	2	2	4	3	2	2	2	1	1	27
02	SHEPARD, Carrie	g	3-12	1-5	2-3	0	2	2	3	9	1	2	1	3	37
10	PRUITT, Taelour	g	2-7	2-6	3-4	1	2	3	4	9	2	3	0	1	28
13	HARSHBERGER, Jessie	g	3-4	1-2	0-0	1	0	1	2	7	0	2	0	1	23
24	THOMPSON, Tesia	g	12-30	3-5	5-5	5	6	11	3	29	6	3	0	2	41
03	SCOTT, Roshala		4-8	1-2	0-0	2	6	8	1	9	4	0	1	0	22
23	TAYLOR, Jocelyn	g	5-6	0-0	3-5	4	1	5	1	13	0	1	0	0	23
30	BUSSARD, Sophie		0-0	0-0	0-0	1	1	2	1	0	0	0	0	0	7
40	SAINE, LaTrese		2-4	0-0	0-0	2	2	4	2	4	1	3	0	0	17
	Team					1	1	2							
Totals			32-73	5-18	13-17	19	23	42	20	82	16	16	3	10	225



2020-21



RECORDS

Tesia Thompson became just the 10th player in program history to join the 1,000-point club in Southeast Missouri's NCAA Division I era. Last year, the Redhawks broke single-season records in points scored (2,384) and assists (491).



RECORDS

OVC Player of the Year

1995-96	Gray C. Harris
2004-05	Tatiana Conceicao

OVC Freshman of the Year

2017-18	Tesia Thompson
---------	-----------------------

OVC Newcomer of the Year

2002-03	Kenja White
2003-04	Sami Jo Cotton

OVC Defensive Player of the Year

2017-18	Adrianna Murphy
---------	-----------------

Preseason All-OVC Team

2018-19	Tesia Thompson
2019-20	Tesia Thompson

OVC All-Newcomer Team

1992-93	Julie Meier
1992-93	Gray C. Harris
1995-96	Sarah Miller
1995-96	Zandra Moore
1996-97	Sarah Frazier
1998-99	Pam Iversen
1999-00	Lori Chase
2006-07	Missy Whitney
2012-13	Kara Wright
2017-18	Tesia Thompson

All-OVC First Team

1991-92	Renee Rogliardi
1993-94	Gray C. Harris
1994-95	Gray C. Harris
1995-96	Gray C. Harris
2000-01	Lori Chase
2004-05	Tatiana Conceicao
2005-06	Tatiana Conceicao
2006-07	Lachelle Lyles
2007-08	Missy Whitney
2016-17	Bri Mitchell
2018-19	Tesia Thompson
2019-20	Tesia Thompson
2019-20	Carrie Shephard

All-OVC Second Team

1992-93	Julie Meier
1993-94	Julie Meier
1997-98	Jamie Koester
1998-99	Paula Corder-King
2001-02	Lori Chase
2002-03	Lori Chase
2006-07	Missy Whitney
2007-08	Tarina Nixon
2008-09	Tarina Nixon
2016-17	Bri Mitchell
2017-18	Tesia Thompson

HONORS & AWARDS

All-OVC Honorable Mention

1996-97	Jamie Koester
1996-97	Kim Palmer
1998-99	Pam Iversen
1998-99	Rusty Sowers
2002-03	Carina Souza
2002-03	Kenja White

OVC Coach of the Year

1998-99	Ed Arnzen
2006-07	John Ishee
2019-20	Rekha Patterson

OVC Tournament MVP

2005-06	Tatiana Conceicao
2006-07	Sonya Daugherty
2019-20	Tesia Thompson

OVC All-Tournament Team

2002-03	Lori Chase
2002-03	Kenja White
2004-05	Tatiana Conceicao
2004-05	Natalie Purcell
2005-06	Lachelle Lyles
2006-07	Lachelle Lyles
2006-07	Sonya Daugherty
2019-20	Carrie Shephard
2019-20	Tesia Thompson
2019-20	Taelour Pruitt

Academic All-District First Team

2007-08	Rachel Blunt
2008-09	Rachel Blunt

WBCA Academic Top-25

2012-13 (5th; 3.546 GPA)	
--------------------------	--

NCAA South Regional MVP

1991	Renee Rogliardi
------	-----------------



Tatiana Conceicao was a two-time First Team All-OVC selection, the 2005 OVC Player of the Year and 2006 OVC Tournament MVP



Tesia Thompson became the most decorated Redhawk in SEMO history after her junior campaign. Atop her titles, Thompson was named OVC Freshman of the Year, OVC All-Tournament Team and Tournament MVP



John Ishee was the 2007 OVC Coach of the Year



Rachel Blunt was a two-time CoSIDA/ESPN the Magazine Academic All-District First Team selection



HONORS & AWARDS

RECORDS



MIAA MVP

1991 Jerri Wiley

MIAA First Team

1983 Pat Colon
1984 Pat Colon
1984 Virginia Blissett
1985 Virginia Blissett
1986 Pat Colon
1986 Virginia Blissett
1987 Sandy Heitschmidt
1988 Anne Cook
1988 Michelle Horneker
1989 Lisa Foster
1990 Michelle Horneker
1990 Jerri Wiley
1991 Jerri Wiley
1991 Sherry Mitchell
1991 Renee Rogliardi

MIAA Second Team

1983 Mary Herring
1984 Mary Herring
1985 Sandy Heitschmidt
1986 Sandy Heitschmidt
1987 Pat Colon
1988 Lisa Foster
1989 Sherry Mitchell
1990 Sarita Wesley
1991 Sarita Wesley

MIAA Honorable Mention

1983 Karen Vaughn
1983 Cindy Zadnick
1984 Cindy Zadnick
1986 Nina Meniffee
1986 Stephanie Williams
1987 Stephanie Williams
1987 Sherri Shirrell
1988 Sherry Mitchell
1988 Vera Roberts
1989 Sarita Wesley
1989 Michelle Horneker
1990 Sherry Mitchell
1990 Renee Rogliardi
1991 Anne Cate

MIAA Newcomer Team

1990 Jerri Wiley

MIAA Freshman Team

1991 Anne Cate

MIAA Coach of the Year

1986 Ed Arnzen
1987 Ed Arnzen
1991 Ed Arnzen



OVC CHAMPIONS • 2006-07 • 2007-08 // TOURNAMENT CHAMPS • 2006-07 • 2019-20

FOLLOW THE REDHAWKS AT GOSOUTHEAST.COM





RECORDS

POINTS

Game - 114, v. Belmont; OVC Tourn. (03/06/20)

Season - 2,750, (1990-91)

FIELD GOALS MADE

Game - 48, vs. Missouri Baptist (12/8/87)

Season - 1,109, (1990-91)

FIELD GOALS ATTEMPTED

Game - 92, vs. Mankato State (12/2/88)

Season - 2,391, (1990-91)

FIELD GOAL PERCENTAGE

Game - .652, v. Belmont; OVC Tourn. (03/06/20)

Season - .495, (1983-84)

THREE-POINTERS MADE

Game - 17, at Eastern Illinois (2/11/17)

Season - 227, (2004-05)

THREE-POINTERS ATTEMPTED

Game - 41, vs. UT Martin (2/18/17)

Season - 662, (2004-05)

THREE-POINT FIELD GOAL PERCENTAGE

Game - 1.000, (three times), last vs. Saint Louis (12/30/92)

Season - .384, (1992-93)

FREE THROWS MADE

Game - 38, vs. Eastern Kentucky (1/2/99)

Season - 525, (2000-01)

FREE THROWS ATTEMPTED

Game - 54, vs. Eastern Kentucky (1/2/99)

Season - 726, (1990-91)

FREE THROW PERCENTAGE

Game - 1.000, (12 times), last at Green Bay (12/10/10)

Season - .759, (1981-82)

REBOUNDS

Game - 64, vs. UT Martin (12/1/90)

Season - 1,546, (1990-91)

ASSISTS

Game - 32, vs. Tennessee State (1/14/04)

Season - 650, (1990-91)

STEALS

Game - 30, vs. Oakland City (12/16/02)

Season - 437, (1990-91)

BLOCKED SHOTS

Game - 10, at Eastern Illinois (2/14/07)

Season - 124, (2006-07)

TEAM GAME RECORDS

MISCELLANEOUS TEAM RECORDS

POINTS IN A GAME	114; vs. Belmont; OVC Tourn. (03/06/20)
POINTS IN A HALF	61 (three times), last vs. Lyon College (11/23/04)
POINTS BY BOTH TEAMS	213; v. Belmont; OVC Tourn. (03/06/20)
POINTS BY OPPONENT	113 by Union (1976)
POINTS IN LOSING EFFORT	93, vs. Christian Brothers (12/01/79)
MOST GAMES PLAYED	35, (1990-91)
MOST WINS	31, (1990-91)
MOST LOSSES	22, (2011-12)
FEWEST WINS	5, (1996-97)
FEWEST LOSSES	4 (three times), last in 1990-91
BEST W/L PERCENTAGE	.885, (1990-91)
MOST CONFERENCE WINS	17, (2007-08)
MOST CONFERENCE LOSSES	15, (1996-97)
FEWEST CONFERENCE WINS	3 (two times), last in 2014-15
FEWEST CONFERENCE LOSSES	1 (three times), last in 1987-88
BEST CONFERENCE W/L %	.928 (twice), last in 1987-88
MOST CONSECUTIVE WINS	21, (1990-91)
MOST CONSECUTIVE LOSSES	9, (2009-10)



The 1990-91 team holds 14 team records including most wins in a season (31).



INDIVIDUAL GAME RECORDS

POINTS

Game - 49, Gray C. Harris vs. Williams Baptist (2/26/96)
Season - 713, Gray C. Harris (1995-96)
Career - 2,176, Gray C. Harris (1992-96)

SCORING AVERAGE

Season - 26.4, Gray C. Harris (1995-96)
Career - 20.5, Gray C. Harris (1992-96)

GAMES

Season - 35 (twice), last by Stephanie Holland (1990-91)
Career - 123, Sherry Mitchell (1987-91)

FIELD GOALS MADE

Game - 17, Gray C. Harris vs. Williams Baptist (2/26/96)
Season - 255, Gray C. Harris (1995-96)
Career - 875, Pat Colon (1982-87)

FIELD GOALS ATTEMPTED

Game - 30, Gray C. Harris vs. UT Martin (2/8/96)
Season - 544, Gray C. Harris (1995-96)
Career - 1,649, Gray C. Harris (1992-96)

FIELD GOAL PERCENTAGE

Career - .598, Pat Colon (1982-87)

THREE-POINTERS MADE

Game - 9, Hannah Noe at Eastern Illinois (2/11/17)
and Paula Corder-King vs. Eastern Kentucky (1/2/99)
Season - 96, Carrie Shephard (2019-20)
Career - 174, Julie Meier (1991-95)

THREE-POINTERS ATTEMPTED

Game - 16, Lisa Foster vs. SIU Edwardsville (1/25/88)
Season - 239, Carrie Shephard (2019-20)



Natalie Purcell shares the school record for most three-pointers made in a single season with 68 (2005-06).

RECORDS



FREE THROWS MADE

Game - 23, Lori Chase vs. Tennessee State (2/3/01)
Season - 202, Gray C. Harris (1995-96)
Career - 611, Gray C. Harris (1992-96)

FREE THROWS ATTEMPTED

Game - 25, Lori Chase vs. Tennessee State (2/3/01)
Season - 276, Gray C. Harris (1995-96)

FREE THROW PERCENTAGE

Season - .941, Paula Corder-King (1999-00)
Career - .938, Paula Corder-King (1998-00)

REBOUNDS

Game - 32, Lachelle Lyles vs. Tennessee State (12/7/06)
Season - 527, Lachelle Lyles (2006-07)
Career - 1,003, Pat Colon (1982-87)

REBOUNDING AVERAGE

Season - 17.0, Lachelle Lyles (2006-07)

ASSISTS

Game - 18, Sandy Kearbey vs. UMSL (1/21/81)
Season - 232, Sherry Mitchell (1990-91)
Career - 639, Sherry Mitchell (1987-91)

STEALS

Game - 10, Mary Herring vs. Stetson (11/27/82)
Season - 114, Sherry Mitchell (1988-89)
Career - 335, Sherry Mitchell (1987-91)

BLOCKED SHOTS

Game - 6 (5 times), last by LaTrese Saine @Morehead St. (02-08-18)
Season - 49, Chandra Brown (2004-05)
Career - 115 (tied), Vera Roberts (1986-90) & Pam Iversen (1998-02)



Lachelle Lyles set the school's and OVC's single season rebounding record during the 2006-07 season when she led the nation with 17.0 rebounds per game.





RECORDS

POINTS

1.	Gray C. Harris, 1995-96.....	713
2.	Gray C. Harris, 1994-95.....	630
3.	Tatiana Conceicao, 2005-06.....	601
4.	Pat Colon, 1985-86.....	586
5.	Tesia Thompson, 2019-20.....	570
6.	Virginia Blissett, 1985-86.....	563
7.	Pat Colon, 1983-84.....	550
8.	Jerri Wiley, 1990-91.....	540
9.	Carrie Shephard, 2019-20.....	532
10.	Tesia Thompson, 2018-19.....	529

FIELD GOAL PERCENTAGE (min. 75 made)

1.	Deja Jones, 2017-18.....	68.1% (109-of-160)
2.	Deja Jones, 2015-16.....	67.2% (88-of-131)
3.	Pat Colon, 1985-86.....	62.7% (249-of-397)
4.	Pat Colon, 1983-84.....	61.4% (239-of-389)
5.	Pam Iversen, 2000-01.....	60.2% (100-of-166)
6.	Pat Colon, 1986-87.....	59.8% (205-of-343)
7.	Deja Jones, 2016-17.....	59.7% (83-of-139)
8.	Anne Crowley, 1982-83.....	57.0% (57-of-100)
9.	Anne Cook, 1987-88.....	56.8% (159-of-280)
10.	Jerri Wiley, 1989-90.....	55.6% (190-of-342)

3-POINT FIELD GOAL PERCENTAGE (min. 30 made)

1.	Julie Meier, 1993-94.....	46.3% (68-of-147)
2.	Kristy Roherty, 1999-00.....	46.2% (42-of-91)
3.	Julie Meier, 1992-93.....	45.6% (52-of-114)
4.	Julie Meier, 1994-95.....	44.1% (49-of-111)
5.	Paula Corder-King, 1998-99.....	43.1% (56-of-130)
6.	Lakyn Gulley, 2016-17.....	41.9% (39-of-93)
7.	Tarina Nixon, 2006-07.....	40.9% (56-of-137)
8.	Tarina Nixon, 2005-06.....	40.5% (30-of-74)
9.	Carrie Shephard, 2019-20.....	40.2% (96-of-239)
10.	Sami Jo Cotton, 2003-04.....	39.5% (64-of-162)

FREE THROW PERCENTAGE (min. 50 made)

1.	Paula Corder-King, 1998-99.....	94.1% (111-of-118)
2.	Paula Corder-King, 1999-00.....	93.2% (69-of-74)
3.	Ashton Luttrull, 2017-18.....	92.6% (52-of-56)
4.	Pam Iversen, 1998-99.....	89.5% (68-of-76)
5.	Jasmine Davis, 2009-10.....	87.7% (57-of-65)
6.	Anne Cooke, 1987-88.....	87.5% (70-of-80)
7.	Lori Chase, 2000-01.....	85.0% (181-of-213)
8.	Yashika Sidbury, 2002-03.....	84.7% (50-of-59)
9.	Jordan Hunter, 2012-13.....	83.3% (60-of-72)
10.	Lori Chase, 1999-00.....	82.6% (95-of-115)

REBOUNDS

1.	Lachelle Lyles, 2006-07.....	527
2.	Jerri Wiley, 1990-91.....	328
3.	Gray C. Harris, 1993-94.....	290
4.	Pat Colon, 1985-86.....	289
5.	Jerri Wiley, 1989-90.....	281
6.	Pat Colon, 1983-84.....	277
7.	Patricia Mack, 2012-13.....	270
8.	Mary Waters, 1981-82.....	255
9.	Missy Whitney, 2006-07.....	249
10.	Virginia Blissett, 1985-86.....	246
	Virginia Blissett, 1984-85.....	246

SINGLE SEASON RECORDS

ASSISTS

1.	Sherry Mitchell, 1990-91.....	232
2.	Mary Herring, 1982-83.....	226
3.	Mary Herring, 1983-84.....	213
4.	Adrianna Murphy, 2016-17.....	174
5.	Adrianna Murphy, 2017-18.....	168
6.	Sherry Mitchell, 1989-90.....	156
7.	Stephanie Williams, 1986-87.....	151
8.	Bri Mitchell, 2016-17.....	149
9.	Adrianna Murphy, 2015-16.....	144
	Sara Costello, 2003-04.....	144

BLOCKS

1.	Chandra Brown, 2004-05.....	49
2.	LaTrese Saine, 2019-20.....	48
3.	Vera Roberts, 1987-88.....	46
	Pam Iversen 2001-02.....	46
5.	Missy Whitney, 2006-07.....	45
6.	LaTrese Saine, 2017-2018.....	44
7.	Missy Whitney, 2007-08.....	40
8.	Allison Iversen, 1999-00.....	39
9.	Courtney Shiffer, 2010-11.....	36
10.	Jamie Koester, 1997-98.....	35
	Kim Palmer, 1995-96.....	35

3-POINT FIELD GOALS MADE

1.	Carrie Shephard, 2019-20.....	96
2.	Carrie Shephard, 2018-19.....	73
	Hannah Noe, 2016-17.....	69
3.	Natalie Purcell, 2005-06.....	68
	Julie Meier, 1993-94.....	68
5.	Sammie Jo Cotton, 2003-04.....	67
6.	Rusty Sowers, 1997-98.....	59
	Paula Corder-King, 1999-00.....	59
8.	Ashton Luttrull, 2017-18.....	57
9.	Paula Corder-King, 1998-99.....	56
	Julie Meier, 1994-95.....	56
	Tarina Nixon, 2006-07.....	56

STEALS

1.	Sherry Mitchell, 1988-89.....	114
2.	Sherry Mitchell, 1990-91.....	95
3.	Adrianna Murphy, 2017-18.....	88
4.	Sherry Mitchell, 1989-90.....	81
5.	Tammy Page, 1978-79.....	77
6.	Carrie Shephard, 2019-20.....	76
7.	Sherre Simmons, 1981-82.....	75
8.	Mary Herring, 1983-84.....	74
9.	Tatiana Conceicao, 2004-05.....	73
10.	Selina Madison, 1978-79.....	69
	Jerri Wiley, 1990-91.....	69
	Gray C. Harris, 1994-95/1995-96.....	69
	Sarah Costello, 2002-03.....	69



CAREER RECORDS

POINTS

1.	Gray C. Harris, 1992-96.....	2,176
2.	Pat Colon, 1982-87.....	2,034
3.	Lori Chase, 1999-03.....	1,501
4.	Tesia Thompson, 2018-Pres.....	1,497
5.	Virginia Blissett, 1983-86.....	1,463
5.	Sherry Mitchell, 1987-91.....	1,398
6.	Sandy Heitschmidt, 1983-87.....	1,372
7.	Renee Rogliardi, 1987-92.....	1,371
8.	Cindy Zadnick, 1981-85.....	1,298
9.	Michelle Horneker, 1986-90.....	1,290
10.	Bri Mitchell, 2013-17.....	1,202

3-POINT FIELD GOALS MADE

1.	Julie Meier, 1991-95.....	174
2.	Tarina Nixon, 2005-09.....	169
	Carrie Shephard, 2019-20.....	169
3.	Allyson Bradshaw, 2011-15.....	162
4.	Ashton Luttrull, 2014-18.....	128
5.	Natalie Purcell, 2004-06.....	123
6.	Hannah Noe, 2014-17.....	119
7.	Paula Corder-King, 1998-2000.....	115
8.	Rusty Sowers, 1997-99.....	110
9.	Olivia Hackmann, 2012-17.....	94
10.	Yashika Sidbury, 2002-04.....	93

REBOUNDS

1.	Pat Colon, 1982-87.....	1,003
2.	Gray C. Harris, 1992-96.....	872
3.	Patricia Mack, 2009-14.....	865
4.	Pam Iversen 1998-02.....	770
5.	Renee Rogliardi, 1987-92.....	766
6.	Lachelle Lyles, 2005-07.....	726
7.	Sandy Heitschmidt, 1983-87.....	721
8.	Vera Roberts, 1986-90.....	719
9.	Kim Palmer, 1993-98.....	676
10.	Virginia Blissett, 1983-86.....	667
	Sherry Mitchell, 1987-91.....	667

RECORDS

ASSISTS

1.	Sherry Mitchell, 1987-91.....	639
2.	Adrianna Murphy, 2015-19.....	592
3.	Sandy Heitschmidt, 1983-87.....	470
4.	Cindy Zadnick, 1981-85.....	357
	Sarita Wesley, 1987-91.....	357
6.	Bri Mitchell, 2013-17.....	342
	Tonia Harris, 1992-95.....	338
8.	Dawn Massani, 1993-97.....	325
9.	Julie Meier, 1991-95.....	297
10.	Tarina Nixon, 2005-09.....	293

BLOCKS

1.	Vera Roberts, 1986-90.....	115
	Pam Iversen, 1998-02.....	115
3.	LaTrese Saine, 2016-Pres.....	109
4.	Renee Rogliardi, 1987-92.....	108
5.	Kim Palmer, 1993-98.....	96
6.	Missy Whitney, 2006-08.....	85
7.	Chandra Brown, 2003-05.....	75
8.	Courtney Shiffer, 2010-13.....	73
9.	Allison Iversen, 1998-00.....	70
10.	Jamie Koester, 1996-98.....	64

STEALS


1.	Sherry Mitchell, 1987-91.....	335
2.	Adrianna Murphy, 2015-19.....	274
3.	Gray C. Harris, 1992-96.....	260
4.	LaShelle Porter, 1999-02.....	203
5.	Sandy Heitschmidt, 1983-87.....	188
6.	Tarina Nixon, 2005-09.....	176
7.	Mary Herring, 1982-84.....	163
8.	Moneik Campbell, 1996-99.....	159
9.	Tesia Thompson, 2017-Pres.....	157
10.	Sarita Wesley, 1988-91.....	147




Pat Colon is the only Southeast player to record over 1,000 career rebounds



Julie Meier holds the school record for career and single-season three-pointers



Tarina Nixon ranks second in career three pointers, fifth in career steals and eighth in career assists



Pam Iversen shares the career blocked shots record with Vera Roberts





RECORDS

1,000 POINT CLUB

1,000 Point Scorers (All-Time)

Gray C. Harris, 1992-96.....	2,176
Pat Colon, 1982-87.....	2,034
Lori Chase, 1999-03.....	1,501
Tesia Thompson, 2017-Pres.	1,497
Virginia Blissett, 1983-86.....	1,463
Sherry Mitchell, 1987-91.....	1,398
Sandy Heitschmidt, 1983-87.....	1,372
Renee Rogliardi, 1987-92.....	1,371
Cindy Zadnick, 1981-85.....	1,298
Michelle Horneker, 1986-90.....	1,290
Bri Mitchell, 2013-17.....	1,202
Sonya Daugherty, 2005-09.....	1,170
Pam Iversen, 1998-02.....	1,158
Tarina Nixon, 2005-09.....	1,150
Karen Vaughn, 1979-83.....	1,073
Tatiana Conceicao, 2004-06.....	1,073
Olivia Hackmann, 2012-17.....	1,065
Sarita Wesley, 1987-91.....	1,029
Jerri Wiley, 1989-91.....	1,025

1,000 Point Scorers (Division I Era)

Gray C. Harris, 1992-96.....	2,176
Lori Chase, 1999-03.....	1,501
Tesia Thompson, 2017-Pres.	1,497
Renee Rogliardi, 1987-92*.....	1,371
Bri Mitchell, 2013-17.....	1,202
Sonya Daugherty, 2005-09.....	1,170
Pam Iversen, 1998-02.....	1,158
Tarina Nixon, 2005-09.....	1,150
Tatiana Conceicao, 2004-06.....	1,073
Olivia Hackmann, 2012-17.....	1,065

*Scored 923 points during Southeast's Division II days. Scored 448 in lone DI season.



Gray C. Harris tallied 2,176 points at Southeast, the only player to score over 2,000 career points in the Division I era.



Lori Chase scored 1,501 career points, second most in Southeast's Division I era.



Tatiana Conceicao scored 1,073 points in only two seasons at Southeast.



COACHING HISTORY

RECORDS



Year	Head Coach	Record	Conf. Record	Conf. Tournament	Postseason
1975-76	Donna Enslow	0-10	-	-	-
1976-77	Amy Spence	2-18	-	-	-
1977-78	Amy Spence	6-20	-	-	-
1978-79	Amy Spence	11-15	-	-	-
1979-80	Amy Spence	8-16	-	-	-
1980-81	Angela Beck	9-15	-	-	-
1981-82	Angela Beck	23-11	-	-	-
1982-83	Angela Beck	21-8	10-2 MIAA/2nd	1st Round	NCAA 2nd Round
1983-84	Ed Arnzen	23-6	10-2 MIAA/t-1st	Finals	NCAA 2nd Round
1984-85	Ed Arnzen	18-10	7-5 MIAA/3rd	Finals	NCAA 2nd Round
1985-86	Ed Arnzen	25-6	11-1 MIAA/t-1st	Finals	NCAA 2nd Round
1986-87	Ed Arnzen	26-4	13-1 MIAA/1st	Champions	NCAA 1st Round
1987-88	Ed Arnzen	26-4	13-1 MIAA/t-1st	Finals	NCAA 1st Round
1988-89	Ed Arnzen	23-7	12-2 MIAA/2nd	Finals	NCAA 1st Round
1989-90	Ed Arnzen	24-6	14-2 MIAA/t-1st/1st South	Finals	NCAA 1st Round
1990-91	Ed Arnzen	31-4	14-2 MIAA/2nd	Champions	NCAA Finals
1991-92	Ed Arnzen	16-12	7-7 OVC/4th	1st Round	-
1992-93	Ed Arnzen	13-13	8-8 OVC/t-5th	-	2nd NIT
1993-94	Ed Arnzen	16-11	9-7 OVC/5th	1st Round	5th NIT
1994-95	Ed Arnzen	12-15	4-12 OVC/7th	1st Round	3rd NIT
1995-96	Ed Arnzen	14-13	9-7 OVC/3rd	1st Round	3rd NIT
1996-97	Ed Arnzen	5-21	3-15 OVC/10th	-	2nd NIT
1997-98	Ed Arnzen	8-19	5-13 OVC/8th	1st Round	-
1998-99	Ed Arnzen	19-9	13-5 OVC/4th	Semifinals	-
1999-00	Ed Arnzen	12-16*	7-11 OVC/7th	1st Round	-
2000-01	Ed Arnzen	14-13	9-7 OVC/4th	1st Round	-
2001-02	Ed Arnzen	16-12	8-8 OVC/5th	1st Round	-
2002-03	BJ Smith	19-11	11-5 OVC/2nd	Semifinals	-
2003-04	BJ Smith	16-13	10-6 OVC/4th	Semifinals	-
2004-05	BJ Smith	0-8*	0-2 OVC*	N/A*	-
2005-06	BJ Smith	0-9*	0-4 OVC*	N/A*	-
2006-07	John Ishee	24-8	16-4 OVC/1st	Champions	NCAA 1st Round
2007-08	John Ishee	23-9	17-3 OVC/1st	Finals	WNIT 1st Round
2008-09	John Ishee	15-15	10-8 OVC/t-5th	1st Round	-
2009-10	John Ishee	7-21	4-14 OVC/10th	-	-
2010-11	John Ishee	8-21	4-14 OVC/9th	-	-
2011-12	Ty Margenthaler	7-22	4-12 OVC/10th	-	-
2012-13	Ty Margenthaler	11-18	5-11 OVC/t-9th	-	-
2013-14	Ty Margenthaler	10-19	6-10 OVC/t-9th	-	-
2014-15	Ty Margenthaler	9-19	3-13 OVC/t-9th	-	-
	Heather Ezell ⁶	1-0	-	-	-
2015-16	Rekha Patterson	15-15	8-8 OVC/t-5th	1st Round	-
2016-17	Rekha Patterson	13-17	7-9 OVC/t-6th	1st Round	-
2017-18	Rekha Patterson	14-17	9-9 OVC/t-6th	1st Round	-
2018-19	Rekha Patterson	13-17	8-10 OVC/ 8th	1st Round	-
2019-20	Rekha Patterson	25-7	14-4 OVC/3rd	Champions	%
45 years	8 Head Coaches	651-580			

ALL-TIME COACHING RECORDS

Head Coach	Record	Years
Donna Enslow	0-10	1
Amy Spence	27-69	4
Angela Beck	53-34	3
Ed Arnzen	340-202 (144-155 DI)	19
BJ Smith	35-41*	4
John Ishee	77-74	5
Ty Margenthaler	37-78	4
Rekha Patterson	80-73	5

History Notes:

Southeast moved to Division I prior to the 1991-92 season.

[^] = One win came via opponent forfeit. Southeast picked up the win as a team, but Ed Arnzen's coaching record was 11-17 that season.

^{*} = All wins in the 2004-05 and 2005-06 seasons were vacated due to NCAA sanctions.

Southeast vacated OVC Tournament title and NCAA Tournament appearance in the 2005-06 season.

Records unavailable prior to 1975-76 season.

⁶ = Assistant coach Heather Ezell was credited with the 66-38 victory over Alabama A&M on Nov. 14, 2014 while serving as acting head coach.

% = Due to the COVID-19 pandemic, the 2020 NCAA Tournament was cancelled.

FOLLOW THE REDHAWKS AT **GOSOUTHEAST.COM**





RECORDS

OVERALL STATISTICS

Southeast

Year	G	Min	fg-fga	pct	3fg-3fga	pct	ft-fta	pct	Rebounding		avg	pf-fo	ast	to	blk	stl	pts	avg
1991-92	28	5600	762-1847	.413	18-84	.214	339-503	.674	492-709	1201	42.9	498-7	425	453	94	254	1881	67.2
1992-93	26	5200	689-1702	.405	68-177	.384	307-431	.712	422-598	1020	39.2	483-9	389	395	51	299	1753	67.4
1993-94	27	5400	704-1675	.420	96-266	.361	425-643	.661	445-680	1125	41.7	485-8	348	421	27	234	1929	71.4
1994-95	27	5650	696-1667	.418	113-317	.356	358-538	.665	378-645	1023	37.9	498-12	417	462	48	256	1863	69.0
1995-96	27	5400	709-1653	.429	80-258	.310	457-684	.688	360-689	1049	38.9	486-11	408	482	70	228	1955	72.4
1996-97	26	5225	586-1486	.390	104-367	.283	301-471	.639	325-635	960	36.9	489-13	361	508	102	197	1565	60.2
1997-98	27	5550	598-1490	.401	119-386	.308	413-652	.633	348-661	1009	37.4	501-7	362	561	66	231	1728	64.0
1998-99	28	5650	726-1652	.439	164-468	.350	470-620	.758	342-730	1072	38.3	516-6	437	500	90	228	2086	74.5
1999-00	28	5675	681-1573	.433	145-394	.368	461-632	.729	349-672	1021	36.5	452-7	400	551	95	227	1968	70.3
2000-01	27	5450	674-1581	.426	99-308	.321	525-712	.737	371-644	1015	37.6	458-12	351	503	71	256	1972	73.0
2001-02	28	5650	753-1620	.465	111-308	.360	420-573	.733	332-713	1045	37.3	424-4	425	512	83	242	2037	72.8
2002-03	30	6075	800-1818	.440	193-628	.307	478-661	.723	375-736	1111	37.0	610-13	473	613	39	339	2271	75.7
2003-04	29	5850	722-1744	.414	202-642	.315	424-595	.713	350-705	1055	36.4	614-16	444	517	56	310	2070	71.4
2004-05	30	6075	792-1820	.435	227- 662	.343	403-505	.665	373-754	1127	37.6	630-18	484	545	99	346	2214	73.8
2005-06	31	6300	782-1835	.426	209-646	.324	428-639	.670	416-806	1222	39.4	601-14	432	533	61	272	2201	71.0
2006-07	32	6475	748-1853	.404	167-457	.365	485-709	.684	479-909	1388	43.4	517-9	404	495	124	215	2148	67.1
2007-08	32	6425	678-1793	.378	160-525	.305	469-669	.701	420-745	1165	36.4	508-9	346	437	83	331	1985	62.0
2008-09	30	6025	609-1649	.369	165-534	.309	419-602	.696	371-722	1093	36.4	474-5	336	486	58	294	1802	60.1
2009-10	28	5600	518-1539	.337	139-514	.270	320-464	.690	335-666	1001	35.8	505-14	293	528	64	195	1495	53.4
2010-11	29	5800	515-1490	.346	154-555	.277	308-439	.702	271-683	954	32.9	520-8	311	566	87	200	1492	51.4
2011-12	29	5825	534-1564	.341	99-434	.228	356-524	.679	348-738	1086	37.4	480-10	313	525	65	171	1523	52.5
2012-13	29	5800	629-1671	.376	162-556	.291	302-416	.726	313-805	1118	38.6	463-12	400	469	74	170	1722	59.4
2013-14	29	5800	647-1703	.380	136-472	.288	410-606	.677	372-767	1139	39.3	618-11	346	460	59	163	1840	63.4
2014-15	29	5824	662-1734	.382	130-467	.278	301-497	.606	357-768	1125	38.8	539-9	327	443	86	228	1755	60.5
2015-16	30	6050	783-1923	.407	144-499	.289	413-590	.700	453-849	1302	43.4	558-10	427	493	95	240	2123	70.8
2016-17	30	6025	833-2009	.415	229 -657	.349	322-459	.702	451-753	1204	40.1	565-15	479	433	79	217	2217	73.9
2017-18	31	6250	715-1724	.415	122-404	.302	396-593	.668	392-753	1145	36.9	640-12	372	566	110	297	1948	62.8
2018-19	30	6001	713-1717	.415	136-437	.311	356-525	.678	389-693	1082	36.1	647-7	360	522	120	271	1918	63.9
2019-20	32	6425	894-2072	.425	182-531	.343	414-588	.704	503 -880	1383	43.2	595-5	491	462	111	298	2384	74.5

Division I school records in **bold**

Opponents

Year	G	Min	fg-fga	pct	3fg-3fga	pct	ft-fta	pct	Rebounding		avg	pf	ast	to	blk	stl	pts	avg
1991-92	28	5600	673-1663	.405	128-394	.324	374-543	.687	393-673	1066	38.1	468	422	515	107	219	1847	66.0
1992-93	26	5200	619-1419	.436	123-469	.333	356-513	.694	317-660	977	37.6	422	412	521	76	201	1717	66.0
1993-94	27	5400	650-1615	.402	122-435	.280	340-504	.675	390-683	1073	39.7	545	358	496	67	192	1762	65.3
1994-95	27	5650	696-1667	.425	148-448	.330	399-547	.729	355-686	1041	38.6	490	448	482	55	243	1903	70.5
1995-96	27	5400	745-1723	.432	151-434	.348	344-536	.642	412-708	1120	41.5	522	443	503	N/A	202	1985	73.5
1996-97	26	5225	666-1603	.415	139-403	.345	411-570	.721	396-689	1085	41.7	456	404	419	67	259	1882	72.4
1997-98	27	5550	734-1683	.436	135-381	.354	386-540	.681	386-681	1067	39.5	552	469	480	81	293	1971	73.0
1998-99	28	5650	682-1737	.393	126-420	.300	383-548	.699	422-676	1098	39.2	557	395	536	69	240	1873	66.9
1999-00	28	5675	762-1755	.434	161-432	.372	324-460	.704	385-648	1033	36.9	561	453	518	90	260	2009	71.8
2000-01	27	5450	683-1563	.437	128-360	.356	365-514	.710	299-630	929	34.4	553	391	536	65	232	1859	68.9
2001-02	28	5650	717-1716	.418	153-418	.366	320-444	.721	333-629	962	34.4	501	375	506	77	238	1907	68.1
2002-03	30	6075	746-1708	.473	96-301	.319	477-678	.704	343-742	1085	36.2	579	428	687	76	271	2065	68.8
2003-04	29	5850	674-1568	.430	99-323	.307	473-685	.691	312-756	1068	36.8	525	341	605	59	253	1920	66.2
2004-05	30	6075	618-1572	.393	110-334	.329	499-736	.678	300-735	1035	34.5	526	326	673	67	268	1845	61.5
2005-06	31	6300	782-1835	.399	121-381	.318	502-707	.710	309-751	1060	34.2	583	313	559	92	215	1969	63.5
2006-07	32	6475	690-1876	.368	163-547	.298	428-584	.733	357-741	1098	34.3	594	349	440	75	234	1971	61.6
2007-08	32	6475	637-1626	.392	170-545	.312	364-521	.699	331-821	1152	36.0	557	400	593	112	191	1808	56.5
2008-09	30	6025	645-1586	.407	149-521	.291	325-511	.626	331-761	1092	36.4	553	371	565	92	230	1764	58.8
2009-10	28	5600	615-1520	.405	184-571	.322	410-588	.697	351-769	1120	40.0	505	397	500	89	245	1824	65.1
2010-11	29	5800	638-1628	.392	185-597	.310	428-604	.709	405-776	1181	40.7	485	439	494	99	301	1889	65.1
2011-12	29	5825	665-1676	.397	154-498	.309	377-542	.696	363-778	1141	39.3	489	353	415	88	241	1861	64.2
2012-13	29	5800	666-1765	.377	149-508	.293	359-518	.693	382-797	1179	40.7	434	353	411	96	230	1840	63.4
2013-14	29	5800	680-1667	.408	144-455	.316	513-683	.751	311-798	1109	38.2	559	368	398	103	191	2017	69.6
2014-15	29	5824	715-1729	.414	124-422	.294	348-527	.660	350-832	1182	40.8	492	360	439	87	189	1902	65.6
2015-16	30	6050	756-1903	.397	207-601	.344	388-561	.692	366-778	1144	38.1	537	403	451	78	219	2107	70.2
2016-17	30	6025	780-1865	.418	194-583	.333	395-552	.716	389-787	1176	39.2	480	438	462	96	212	2149	71.6
2017-18	31	6250	647-1677	.386	182-577	.315	458-657	.697	371-714	1085	36.9	554	380	563	74	275	1934	62.4
2018-19	30	6001	648-1642	.395	175-533	.328	490-692	.708	399-683	1082	36.1	525	344	525	89	238	1961	65.4
2019-20	32	6426	682-1808	.377	215-668	.322	465-651	.714	347-754	1101	34.4	576	382	548	109	236	2044	63.9



SEASON LEADERS

RECORDS




Points

Year	Player	Pts	Avg
1991-92	Renee Rogliardi	448	16.0
1992-93	Gray C. Harris	342	13.2
1993-94	Gray C. Harris	491	18.2
1994-95	Gray C. Harris	630	24.2
1995-96	Gray C. Harris	713	26.4
1996-97	Jamie Koester	305	15.3
1997-98	Jamie Koester	330	12.2
1998-99	Paula Corder-King	411	14.7
1999-00	Paula Corder-King	418	15.5
2000-01	Lori Chase	397	14.7
2001-02	Lori Chase	463	16.5
2002-03	Kenja White	418	13.9
2003-04	Kenja White	332	11.4
2004-05	Tatiana Conceicao	527	17.6
2005-06	Tatiana Conceicao	601	19.4
2006-07	Sonya Daugherty	425	14.2
2007-08	Missy Whitney	399	14.3
2008-09	Sonya Daugherty	345	12.3
2009-10	Katie Norman	202	7.2
2010-11	Katie Norman	257	8.9
	Brittany Harriel	257	8.9
2011-12	Brittany Harriel	296	10.2
2012-13	Bailie Roberts	320	11.0
2013-14	Patricia Mack	286	9.9
2014-15	Jasmine Robinson	354	12.2
2015-16	Bri Mitchell	365	13.5
2016-17	Bri Mitchell	480	16.0
2017-18	Tesia Thompson	398	12.8
2018-19	Tesia Thompson	529	18.2
2019-20	Tesia Thompson	570	19.7

Scoring Average

Year	Player	Pts	Avg
1991-92	Renee Rogliardi	448	16.0
1992-93	Gray C. Harris	342	13.2
1993-94	Gray C. Harris	491	18.2
1994-95	Gray C. Harris	630	24.2
1995-96	Gray C. Harris	713	26.4
1996-97	Jamie Koester	305	15.3
1997-98	Jamie Koester	330	12.2
1998-99	Paula Corder-King	411	14.7
1999-00	Paula Corder-King	418	15.5
2000-01	Lori Chase	397	14.7
2001-02	Lori Chase	463	16.5
2002-03	Kenja White	418	13.9
2003-04	Kenja White	332	11.4
2004-05	Tatiana Conceicao	527	17.6
2005-06	Tatiana Conceicao	601	19.4
2006-07	Sonya Daugherty	425	14.2
2007-08	Missy Whitney	399	14.3
2008-09	Tarina Nixon	340	12.6



Gray C. Harris led Southeast in scoring and rebounding in all four of her seasons on campus.

2009-10	Bailie Roberts	198	9.0
2010-11	Katie Norman/ Brittany Harriel	257	8.9
2011-12	Brittany Harriel	296	10.2
2012-13	Bailie Roberts	320	11.0
2013-14	Patricia Mack	286	9.9
2014-15	Jasmine Robinson	354	12.2
2015-16	Olivia Hackmann	148	16.4
2016-17	Bri Mitchell	480	16.0
2017-18	Tesia Thompson	398	12.8
2018-19	Tesia Thompson	529	18.2
2019-20	Tesia Thompson	570	19.7

Rebounds

Year	Player	Reb	Avg
1991-92	Renee Rogliardi	251	9.0
1992-93	Gray C. Harris	230	8.8
1993-94	Gray C. Harris	290	10.7
1994-95	Gray C. Harris	239	9.2
1995-96	Gray C. Harris	241	8.9
1996-97	Kim Palmer	191	7.3
1997-98	Jamie Koester	234	8.7
1998-99	Pam Iversen	218	7.8
1999-00	Pam Iversen	148	7.8
2000-01	Pam Iversen	197	7.3
2001-02	Pam Iversen	207	7.4
2002-03	Lori Chase	179	6.0
2003-04	Chandra Brown	184	6.3
2004-05	Chandra Brown	216	7.2
2005-06	Tatiana Conceicao	219	7.1
2006-07	Lachelle Lyles	527	17.0

2007-08	Missy Whitney	207	7.4
2008-09	Crysta Glenn	243	8.1
2009-10	Lesley Adams	150	5.4
2010-11	Brittany Harriel	194	6.7
2011-12	Brittany Harriel	201	6.9
2012-13	Patricia Mack	270	9.3
2013-14	Patricia Mack	300	10.3
2014-15	Connor King	237	8.2
2015-16	Deja Jones	194	6.5
2016-17	Adrianna Murphy	163	5.4
	Deja Jones	163	6.0
2017-18	Deja Jones	172	5.7
2018-19	Tesia Thompson	219	7.6
2019-20	Tesia Thompson	223	7.7

Rebounding Average

Year	Player	Reb	Avg
1991-92	Renee Rogliardi	251	9.0
1992-93	Gray C. Harris	230	8.8
1993-94	Gray C. Harris	290	10.7
1994-95	Gray C. Harris	239	9.2
1995-96	Gray C. Harris	241	8.9
1996-97	Jamie Koester	148	7.4
1997-98	Jamie Koester	234	8.7
1998-99	Pam Iversen	218	7.8
1999-00	Pam Iversen	148	7.8
2000-01	Pam Iversen	197	7.3
2001-02	Pam Iversen	207	7.4
2002-03	Lori Chase	179	6.0
2003-04	Chandra Brown	184	6.3
2004-05	Chandra Brown	216	7.2
2005-06	Tatiana Conceicao	219	7.1
2006-07	Lachelle Lyles	527	17.0
2007-08	Missy Whitney	207	7.4
2008-09	Crysta Glenn	243	8.1
2009-10	Lesley Adams/ Patricia Mack	150	5.4
2010-11	Brittany Harriel	194	6.7
2011-12	Brittany Harriel	201	6.9
2012-13	Patricia Mack	270	9.3
2013-14	Patricia Mack	300	10.3
2014-15	Connor King	237	8.2
2015-16	Erin Bollmann	193	6.7
2016-17	Olivia Hackmann	122	6.4
2017-18	Deja Jones	172	5.7
2018-19	Tesia Thompson	219	7.6
2019-20	Tesia Thompson	223	7.7

Assists

Year	Player	Ast	Avg
1991-92	Erica Musgrow	124	4.4
1992-93	Erica Musgrow	100	3.8
1993-94	Tonia Harris	111	4.1

OVC CHAMPIONS • 2006-07 • 2007-08 // TOURNAMENT CHAMPS • 2006-07 • 2019-20





RECORDS

SEASON LEADERS

1994-95	Julie Meier	89	3.6
1995-96	Dawn Massani	132	5.3
1996-97	Sarah Frazier	51	2.0
1997-98	Moneik Campbell	86	3.4
1998-99	Rusty Sowers	69	2.5
1999-00	Moneik Campbell	91	3.4
2000-01	Christine Rathke	71	2.6
2001-02	LaShelle Porter	95	3.4
2002-03	Sarah Costello	97	3.9
2003-04	Sarah Costello	144	5.0
2004-05	Wanika Owsley	100	3.3
2005-06	Wanika Owsley	98	3.2
2006-07	Tarina Nixon	103	3.2
2007-08	Tarina Nixon	86	2.8
2008-09	Sonya Daugherty	88	3.1
2009-10	Bianca Beck	77	2.8
2010-11	Jasmine Davis	49	1.9
2011-12	Bianca Beck	102	3.5
2012-13	Jordan Hunter	115	4.0
2013-14	Jordan Hunter	99	3.4
2014-15	Brianna Mitchell	73	2.5
2015-16	Adrianna Murphy	144	4.8
2016-17	Adrianna Murphy	174	5.8
2017-18	Adrianna Murphy	168	5.4
2018-19	Adrianna Murphy	106	3.5
2019-20	Taelour Pruitt	111	3.5
	Carrie Shephard	111	3.5

Steals

Year	Player	Stl	Avg
1991-92	Renee Rogliardi	55	2.0
1992-93	Gray C. Harris	68	2.6
1993-94	Gray C. Harris	54	2.0
1994-95	Gray C. Harris	69	2.7
1995-96	Gray C. Harris	69	2.6
1996-97	Jamie Koester	39	2.0
1997-98	Jamie Koester	49	1.8
1998-99	Moneik Campbell	53	2.0
1999-00	Moneik Campbell	42	1.6
2000-01	LaShelle Porter	60	2.2
2001-02	Veronica Benson	50	1.8
2002-03	Sarah Costello	69	2.8
2003-04	Kenja White	48	1.7
2004-05	Tatiana Conceicao	73	2.4
2005-06	Katrisha Dunn	54	1.7
2006-07	Tarina Nixon	52	1.7
2007-08	Tarina Nixon	59	1.9
2008-09	Lauren Sharpe	60	2.1
2009-10	Bianca Beck	30	1.1
2010-11	Bianca Beck	39	1.3
2011-12	Bianca Beck	35	1.2
2012-13	Jordan Hunter	34	1.2
2013-14	Patricia Mack	27	0.9



Paula Corder-King made an amazing 111-of-118 free throws in the 1998-99 season, best in school history.

2014-15	Erin Bollmann	54	1.9
2015-16	Adrianna Murphy	59	1.9
2016-17	Adrianna Murphy	65	2.2
2017-18	Adrianna Murphy	88	2.8
2018-19	Adrianna Murphy	62	2.1
2019-20	Carrie Shephard	76	2.4

Blocked Shots

Year	Player	Blk	Avg
1991-92	Renee Rogliardi	37	1.3
1992-93	Julie Meier	15	0.6
	Dawn Westman	15	0.6
1993-94	Alison Morris	10	0.5
1994-95	Kim Palmer	23	0.9
1995-96	Kim Palmer	35	1.3
1996-97	Kim Palmer	33	1.3
1997-98	Jamie Koester	35	1.3
1998-99	Pam Iversen	33	1.2
1999-00	Allison Iversen	39	1.4
2000-01	Pam Iversen	18	0.7
2001-02	Pam Iversen	46	1.6
2002-03	Kenja White	7	0.2
2003-04	Chandra Brown	26	0.9
2004-05	Chandra Brown	49	1.6
2005-06	Tatiana Conceicao	17	0.5
2006-07	Missy Whitney	45	1.4
2007-08	Missy Whitney	40	1.4
2008-09	Lauren Sharpe	13	0.5
2009-10	Katie Norman	15	0.5

2010-11	Courtney Shiffer	36	1.2
2011-12	Courtney Shiffer	21	0.7
2012-13	Courtney Shiffer	16	0.7
2013-14	Kara Wright	12	0.4
2014-15	Olivia Hackmann	23	0.8
2015-16	Connor King	25	0.8
2016-17	Mandy Madden	33	1.1
2017-18	LaTrese Saine	44	1.4
2018-19	Kennedi Allen	29	1.0
2019-20	LaTrese Saine	48	1.5

Field Goals Made

Year	Player	FG	Avg
1991-92	Renee Rogliardi	181	6.5
1992-93	Julie Meier	129	5.0
1993-94	Gray C. Harris	167	6.2
1994-95	Gray C. Harris	231	8.9
1995-96	Gray C. Harris	255	9.4
1996-97	Kim Palmer	131	5.0
1997-98	Jamie Koester	120	4.4
1998-99	Pam Iversen	130	4.6
1999-00	Paula Corder-King	145	5.4
2000-01	Veronica Benson	131	4.9
2001-02	Pam Iversen/ Veronica Benson	148	5.3
2002-03	Carina Souza	147	4.9
2003-04	Chandra Brown	119	4.1
2004-05	Tatiana Conceicao	184	6.1
2005-06	Tatiana Conceicao	199	6.4
2006-07	Sonya Daugherty	150	5.0
2007-08	Sonya Daugherty	129	4.2
2008-09	Sonya Daugherty	118	4.2
2009-10	Bailie Roberts/ Katie Norman	73	3.3
2010-11	Brittany Harriel	94	3.2
2011-12	Brittany Harriel/ Bailie Roberts	115	4.0
2012-13	Bailie Roberts	119	4.1
2013-14	Olivia Hackmann	111	3.8
2014-15	Jasmine Robinson	129	4.4
2015-16	Erin Bollmann	145	5.0
2016-17	Bri Mitchell	179	6.0
2017-18	Tesia Thompson	137	4.4
2018-19	Tesia Thompson	182	6.3
2019-20	Tesia Thompson	198	6.8

Field Goal% (Minimum 75 Made)

Year	Player	FG% (FG-ATT)
1991-92	Alison Morris	52.3% (78-149)
1992-93	Roberta Granderson	44.5% (98-220)
1993-94	Gray C. Harris	49.4% (167-338)
1994-95	Gray C. Harris	52.6% (231-439)
1995-96	Kim Palmer	48.2% (105-218)



SEASON LEADERS

RECORDS



1996-97	Kim Palmer	47.5% (131-276)
1997-98	Tajuana White	53.1% (102-192)
1998-99	Pam Iversen/ Tajuana White	51.6% (130-252) 51.6% (97-188)
1999-00	Pam Iversen	52.1% (100-192)
2000-01	Pam Iversen	60.2% (100-166)
2001-02	Pam Iversen	56.9% (148-260)
2002-03	Carina Souza	53.1% (147-277)
2003-04	Chandra Brown	50.4% (119-236)
2004-05	Chandra Brown	52.0% (103-198)
2005-06	Tatiana Conceicao	48.4% (199-411)
2006-07	Lachelle Lyles	44.0% (88-200)
2007-08	Missy Whitney	42.4% (120-283)
2008-09	Lauren Sharpe	42.9% (79-184)
2009-10	N/A	
2010-11	Brittany Harriel	42.0% (94-224)
2011-12	Brittany Harriel	46.0% (115-250)
2012-13	Kara Wright	45.5% (92-202)
2013-14	Patricia Mack	40.2% (100-249)
2014-15	Erin Bollmann	47.9% (114-238)
2015-16	Deja Jones	67.2% (88-131)
2016-17	Deja Jones	59.7% (83-139)
2017-18	Deja Jones	68.1% (109-160)
2018-19	Jocelyn Taylor	49.7% (94-189)
2019-20	Jessie Harshberger	45.2% (103-228)

Three-Pointers Made

Year	Player	3FG	Avg
1991-92	Julie Meier	8	0.3
1992-93	Julie Meier	52	2.0
1993-94	Julie Meier	68	2.5
1994-95	Julie Meier	49	2.0
1995-96	Sarah Miller	41	1.6
1996-97	Jamie Koester	26	1.3
1997-98	Rusty Sowers	51	2.0
1998-99	Rusty Sowers	59	2.1
1999-00	Paula Corder-King	59	2.2
2000-01	Tiffany Melis	34	1.3
2001-02	Lori Chase	30	1.1
2002-03	Yashika Sidbury	51	1.7
2003-04	Sami Jo Cotton	67	2.3
2004-05	Natalie Purcell	55	1.8
2005-06	Natalie Purcell	68	2.2
2006-07	Tarina Nixon	56	1.8
2007-08	Tarina Nixon	36	1.2
2008-09	Tarina Nixon	47	1.7
2009-10	Shelah Fields	28	1.2
2010-11	Katie Norman	31	1.1
2011-12	Allyson Bradshaw/ Karley Evans	34	1.2
2012-13	Allyson Bradshaw	48	1.8
2013-14	Allyson Bradshaw	42	1.4
2014-15	Allyson Bradshaw	39	1.4

2015-16	Hannah Noe	41	1.4
2016-17	Hannah Noe	69	2.4
2017-18	Ashton Luttrull	57	1.8
2018-19	Carrie Shephard	73	2.4
2019-20	Carrie Shephard	96	3.0

Three-Point% (Minimum 30 Made)

Year	Player	3FG%	(3FG-ATT)
1991-92	N/A		
1992-93	Julie Meier	45.6%	(52-114)
1993-94	Julie Meier	46.3%	(68-147)
1994-95	Julie Meier	44.1%	(49-111)
1995-96	Sarah Miller	36.0%	(41-114)
1996-97	N/A		
1997-98	Rusty Sowers	36.2%	(51-141)
1998-99	Paula Corder-King	43.1%	(56-130)
1999-00	Kristy Roherty	46.2%	(42-91)
2000-01	Tiffany Melis	35.1%	(34-97)
2001-02	Lori Chase	38.0%	(30-79)
2002-03	Yashika Sidbury	35.4%	(51-144)
2003-04	Sami Jo Cotton	36.8%	(67-182)
2004-05	Brandi Russia	38.9%	(51-131)
2005-06	Tarina Nixon	40.5%	(30-74)
2006-07	Tarina Nixon	40.9%	(56-137)
2007-08	Tarina Nixon	31.0%	(36-116)
2008-09	Tarina Nixon	37.3%	(47-126)
2009-10	N/A		
2010-11	Katie Norman	27.2%	(31-114)
2011-12	Allyson Bradshaw	29.1%	(34-117)
2012-13	Allyson Bradshaw	33.3%	(48-144)
2013-14	Allyson Bradshaw	32.3%	(42-130)
2014-15	Allyson Bradshaw	30.0%	(39-130)
2015-16	Hannah Noe	28.7%	(41-143)
2016-17	Lakyn Gulley	41.5%	(39-94)
2017-18	Kaley Leyhue	30.8%	(37-120)
2018-19	Adrianna Murphy	34.2%	(26-76)
2019-20	Tesia Thompson	37.4%	(37-99)

Free Throws Made

Year	Player	FT	Avg
1991-92	Renee Rogliardi	85	3.0
1992-93	Gray C. Harris	86	3.3
1993-94	Gray C. Harris	156	5.8
1994-95	Gray C. Harris	167	6.4
1995-96	Gray C. Harris	202	7.5
1996-97	Dana Hawkins	68	2.7
1997-98	Moneik Campbell	72	2.9
1998-99	Paula Corder-King	111	4.0
1999-00	Lori Chase	95	3.4
2000-01	Lori Chase	181	6.7
2001-02	Lori Chase	151	5.4
2002-03	Lori Chase	127	4.2
2003-04	Sarah Costello	76	2.6

2004-05	Tatiana Conceicao	148	4.9
2005-06	Tatiana Conceicao	171	5.5
2006-07	Missy Whitney	135	4.2
2007-08	Missy Whitney	139	5.0
2008-09	Crysta Glenn	119	4.0
2009-10	Bianca Beck	62	2.2
2010-11	Courtney Shiffer	49	1.7
2011-12	Bianca Beck	86	3.0
2012-13	Jordan Hunter	60	2.1
2013-14	Patricia Mack	65	2.2
2014-15	Jasmine Robinson	86	3.0
2015-16	Bri Mitchell	104	3.9
2016-17	Bri Mitchell	103	3.4
2017-18	Tesia Thompson	118	3.8
2018-19	Tesia Thompson	150	5.2
2019-20	Tesia Thompson	160	5.5

Free Throw% (Minimum 50 Made)

Year	Player	FT%	(FT-ATT)
1991-92	Renee Rogliardi	70.8%	(85-120)
1992-93	Dawn Westman	78.1%	(50-64)
1993-94	Julie Meier	85.2%	(52-61)
1994-95	Gray C. Harris	68.2%	(167-245)
1995-96	Gray C. Harris	73.2%	(202-276)
1996-97	Dana Hawkins	74.7%	(68-91)
1997-98	Dana Hawkins	68.2%	(51-74)
1998-99	Paula Corder-King	94.1%	(111-118)
1999-00	Paula Corder-King	93.2%	(69-74)
2000-01	Lori Chase	85.0%	(181-213)
2001-02	Lori Chase	80.3%	(151-188)
2002-03	Yashika Sidbury	84.7%	(50-59)
2003-04	Sarah Costello	73.8%	(76-103)
2004-05	Tatiana Conceicao	70.5%	(148-210)
2005-06	Tatiana Conceicao	75.3%	(171-227)
2006-07	Missy Whitney	79.9%	(135-169)
2007-08	Tarina Nixon	79.5%	(70-88)
2008-09	Tarina Nixon	76.8%	(73-95)
2009-10	Jasmine Davis	87.7%	(57-65)
2010-11	N/A		
2011-12	Brittany Harriel	76.6%	(59-77)
2012-13	Jordan Hunter	83.3%	(60-72)
2013-14	Allyson Bradshaw	83.3%	(50-60)
2014-15	Jasmine Robinson	55.5%	(86-155)
2015-16	Imani Johnson	81.6%	(71-87)
2016-17	Bri Mitchell	73.0%	(103-141)
2017-18	Ashton Luttrull	92.6%	(52-56)
2018-19	Tesia Thompson	73.5%	(150-204)
2019-20	Tesia Thompson	77.7%	(160-206)

OVC CHAMPIONS • 2006-07 • 2007-08 // TOURNAMENT CHAMPS • 2006-07 • 2019-20

FOLLOW THE REDHAWKS AT GOSOUTHEAST.COM





RECORDS

YEAR-BY-YEAR RESULTS



Donna Enlow

0-10 (.000) - 1 Season

1975-76
0-10

Southern Illinois	L, 20-70
Missouri	L, 44-95
Missouri State	L, 44-95
Forest Park	L, 43-47
Northwest Missouri	L, 21-116
Central Missouri	L, 16-107
UMSL	L, 31-71
Meramec	L, 61-66
Forest Park	L, 43-68
Northwest Missouri	L, 47-78



Amy Spence

26-69 (.274) - 4 Seasons

1976-77
2-18

Union	L, 30-113
Memphis State	L, 29-93
UT Martin	L, 47-66
Murray State	L, 47-105
Central Missouri	L, 42-105
Missouri	L, 39-97
UT Martin	L, 33-83
Northwest Missouri	L, 30-92
Memphis State	L, 24-109
Murray State	L, 38-63
UMSL	L, 34-70
Northwest Missouri	L, 39-56
Danville !	W, 42-40
Meramec !	L, 51-57
Lincoln	L, 52-58
Missouri State	L, 38-93
Forest Park	W, 64-47
Meramec	L, 55-79
Missouri	L, 55-89

! = Meramec Classic

1977-78
6-20

N10	Meramec	L*
N12	Union	L, 30-98
N18	at Saint Louis	L, 58-67
N19	Northwest Missouri	L, 44-90
N29	at Meramec	L*
D1	UT Martin	L, 35-74
D3	Missouri-Rolla	L, 41-99
D7	Southern Illinois	W, 42-36
D9	at Missouri-Rolla	L*
D10	at Central Missouri	L, 37-111
J9	Meramec	W*
J13	Christian Brothers	L, 50-57
J14	Northwestern (Tenn.)	L, 43-51
J16	Meramec	W*
J18	Lincoln	L, 54-56
J20	at SIU Edwardsville	L, 58-67
J24	at UT Martin	L, 47-67
J25	at Forest Park	W*
J28	Missouri State	L, 49-73
J31	at UMSL	W, 63-46
F1	at Northeast Missouri	L, 47-76
F3	at Forest Park	W*
F11	at Lincoln	L, 44-77
F14	at Forest Park	L, 49-55
F16	SIU Edwardsville	L, 53-59
F21	at Southern Illinois	L*

* = Game results not available

1978-79
11-15

N15	at William Woods	L, 62-85
N18	at Missouri State	L, 67-69
N24	Eastern Illinois #	L, 50-56
N25	Washburn #	W, 73-56
N26	Missouri Southern #	W, 73-66
N27	at Central Methodist	W, 82-48
N28	at Missouri	L, 36-101
D1	Missouri-Rolla	L, 49-58
D5	SIU Edwardsville	L, 61-62
D8	Central Missouri	L, 41-82
D9	Northwest Missouri	L, 41-75
D13	Saint Louis	L, 54-66
D20	Forest Park	W, 71-46
	William Woods	L, 50-78
	SIU Edwardsville	W, 53-50
	Meramec	W, 61-59
	UT Martin	L, 48-73
	McKendree	W, 85-36
	Belleville Area C.C.	L, 58-67
J23	UMSL	W, 67-58
J26	at Christian Brothers	W, 61-55
J27	at Southwestern	W, 65-39
F1	at Saint Louis	L, 49-73
F2	at Missouri-Rolla	L, 50-71
F13	Meramec	W, 61-59
F14	at Greenville	L, 57-63

= Woods Owl Classic

1979-80
8-16

N10	Arkansas State	L, 36-53
N13	at Lincoln	L, 53-61
N16	at Saint Louis	L, 57-79
N20	at Missouri-Rolla	L, 60-69
N23	Washburn \$	L, 58-73
N23	Tabor \$	W, 57-51
N24	Langston	L, 62-77
D1	at Christian Brothers	L, 93-103
D4	UT Martin	L, 61-64
D8	Southwestern (Tenn.)	W, 69-47
D8	SIU Edwardsville	W, 77-53
D29	Chicago State	W, 84-53
J7	Elmhurst %	W, 77-36
J8	State Francis %	L, 53-68
J12	at SIU Edwardsville	W, 59-57
J19	Lincoln	L, 59-60

J21	UMSL	W, 56-53
J24	at Washington	W, 63-30
J26	William Woods	L, 49-54
J28	Missouri-Rolla	L, 49-71
J30	at UMSL	L, 35-60
F1	Missouri State	L, 54-63
F6	at William Woods	L, 42-90
F8	Saint Louis	L, 61-78

\$ = Woods Owl Classic
% = Chicago Shootout



Angela Beck

53-34 (.609) - 3 Seasons

1980-81
9-15

N14	Lincoln	L, 70-82
N15	at Arkansas State	L, 65-94
N18	Missouri State	L, 69-84
N21	at Southern Illinois	L, 58-93
N22	SIU Edwardsville	W, 99-76
N24	Missouri-Rolla	W, 60-57
D5	at Northeast Missouri	L, 51-90
D6	William Woods	L, 53-71
D10	at ISU-Evansville	W, 86-75
J8	Carthage ^	W, 67-65
J9	SIU Edwardsville ^	L, 67-71
J17	McKendree	W, 93-55
J21	UMSL	W, 83-66
J24	at Christian Brothers	L, 73-79
J28	at Evansville	W, 70-68
J30	at Saint Louis	L, 54-71
F3	at William Woods	L, 51-62
F6	at Lincoln	L, 60-73
F9	Missouri-Rolla	L, 56-57
F13	at Evangel	L, 47-66
F18	at UMSL	L, 47-70
F20	at MacMurray	W, 92-49
F21	at Illinois College	W, 84-47
M2	William Woods	L, 56-58

^ = NIU Tourn. (DeKalb, Ill.)

1981-82
23-11

N19	Christian Brothers	W, 64-60
N21	SIU Edwardsville	W, 75-71
N24	William Woods	W, 76-51
N27	Belmont*	L, 65-66
N28	Missouri-Rolla*	W, 83-68
N29	UMSL*	L, 69-72
N30	Saint Louis	W, 69-63
D1	at Lincoln	W, 78-39
D4	at Missouri-Rolla	W, 73-64
D6	Southern Illinois	L, 55-68
D9	at UMSL	W, 80-63
D11	at Missouri Southern	W, 75-70
J14	Carthage #	W, 75-56
J15	Northern Illinois #	L, 44-91
J16	North Central #	L, 60-77
J18	at William Woods	W, 64-44
J20	Lincoln	W, 82-59

J22	Eastern Illinois \$	L, 66-81
J23	Wright State \$	W, 90-55
J29	Missouri State	W, 84-68
F2	Northeast Missouri	W, 82-55
F3	UMSL	W, 70-63
F6	at Christian Brothers	L, 63-68
F10	at Northwest Missouri	L, 60-85
F12	Evangel	W, 76-48
F13	Missouri-Rolla	W, 84-62
F16	Evansville	W, 101-65
F18	ISU-Evansville	W, 97-65
F23	McKendree	W, 77-58
F25	UMSL	W, 56-45
F26	Northwest Missouri	L, 70-72

AIAW Division II Tournament

M10	Morehead State	W, 60-46
M11	North Dakota State	L, 70-85
M12	Northern Iowa	L, 56-59

* = UMSL Tourn. (State Louis, Mo.)

= NIU Tourn. (DeKalb, Ill.)

\$ = EIU Tourn. (Charleston, Ill.)

1982-83
21-8, 10-2 MIAA

N27	Stetson @	W, 78-51
N28	UT Martin @	L, 72-82 (ot)
N30	Christian Brothers	W, 60-57
D4	Kentucky Wesleyan	W, 75-51
D8	at Evansville	L, 58-63
D11	at Mississippi State	L, 44-77
D28	Milikin #	W, 88-59
D29	Augustana #	W, 86-70
D31	Florida Int'l #	W, 81-67
J2	Western Illinois #	W, 76-64
J7	SIU Edwardsville	W, 78-60
J8	at Christian Brothers	L, 58-69
J12	at UMSL	W, 74-61
J15	Northwest Missouri	W, 74-67
J19	at ISU-Evansville	W, 77-46
J22	Central Missouri	L, 85-93
J26	at Missouri-Rolla	W, 87-54
J28	Saint Louis	W, 77-45
J29	Lincoln	W, 81-66
F2	Northwest Missouri	W, 87-59
F5	Northwest Missouri	W, 75-66
F12	at Central Missouri	L, 46-70
F16	Missouri-Rolla	W, 80-44
F19	at Lincoln	W, 68-60
F23	at Northwest Missouri	W, 77-59
F26	UMSL	W, 96-60

MIAA Tournament

F23	Northwest Missouri	L, 64-66
-----	--------------------	----------

NCAA Division II Tournament

M1	Abilene Christian	Won by forfeit
M3	Central Missouri	L, 50-71


@ = UTM Tourn. (Martin, Tenn.)

= Miami Dial Classic



YEAR-BY-YEAR RESULTS

RECORDS



Ed Arnzen

340-202 (.627) - 19 Seasons

1983-84

23-6, 10-2 MIAA

N25	Morningside !	W, 71-60
N26	State Cloud State !	W, 69-57
N27	Northwest Missouri !	L, 71-93
N30	Arkansas State	W, 82-74
D6	Union	W, 79-76
D8	at Kentucky Wesleyan	W, 67-49
D10	at SIU Edwardsville	W, 76-52
J4	UIC*	W, 74-61
J5	Nebraska-Omaha*	W, 66-60
J7	Florida International*	W, 74-61
J9	at Arkansas State	L, 56-66
J11	UMSL	W, 90-61
J14	at Northwest Missouri	W, 83-66
J17	ISU-Evansville	W, 88-62
J21	at Central Missouri	W, 80-64
J25	Missouri-Rolla	W, 78-41
J28	at Lincoln	W, 85-68
F1	at Northwest Missouri	L, 81-87
F4	Northeast Missouri	W, 80-50
F8	Evansville	W, 87-64
F11	Central Missouri	L, 82-83
F15	at Missouri-Rolla	W, 90-63
F18	Lincoln	W, 78-58
F22	Northwest Missouri	W, 87-67
F25	at UMSL	W, 83-66

MIAA Tournament

M1	Northwest Missouri	W, 99-77
M3	Central Missouri	L, 65-88

1984-85

18-10, 7-5 MIAA

N26	at ISU-Evansville	W, 68-44
D1	at Eastern Kentucky	L, 64-70
D3	Arkansas State	W, 81-68
D4	at Murray State	L, 64-74
D7	at UT Martin	W, 85-73
D10	McKendree	W, 85-50
D14	SIU Edwardsville	W, 72-58
J2	at State Mary's	W, 75-65
J3	Sul Ross !	W, 69-55
J4	Tarleton !	W, 67-61
J9	Missouri-Rolla	W, 89-41
J12	at Northwest Missouri	L, 74-83
J16	Murray State	L, 64-66
J19	Central Missouri	L, 62-68
J23	UMSL	W, 69-59
J26	Northeast Missouri	W, 87-65
J28	at Union	L, 67-79
J30	at Lincoln	L, 54-67
F2	at Missouri-Rolla	L, 69-72
F6	UT Martin	W, 71-57
F9	Northwest Missouri	W, 68-58
F13	at UMSL	W, 69-64
F16	at Central Missouri	L, 71-84
F18	at SIU Edwardsville	W, 52-46
F20	Lincoln	W, 64-56
F23	at Northwest Missouri	W, 77-75

MIAA Tournament

F27	Northwest Missouri	W, 66-63
M1	Central Missouri	L, 67-72

! = Nebraska-Omaha Tournament (Omaha, Neb.)

1985-86

25-6, 11-1 MIAA

N23	at Rust	L, 58-61
N25	UT Martin	W, 79-68
N29	Morningside #	W, 97-64
N30	Nebraska-Omaha #	W, 70-52
D4	SIU Edwardsville	W, 80-48
D7	Kentucky Wesleyan	W, 93-39
D9	at Millikin	W, 93-67
D10	Southern Indiana	W, 106-41
D12	at UT Martin	W, 71-59
J2	at SE Louisiana	W, 68-61
J3	at SW Louisiana	L, 70-72
J4	at Southern	L, 74-75
J8	at Missouri-Rolla	W, 87-69
J11	Northwest Missouri	W, 88-62
J15	Rust	W, 93-51
J18	at Central Missouri	L, 78-96
J22	at UMSL	W, 70-66
J25	at Northeast Missouri	W, 65-53
J29	Lincoln	W, 92-46
F1	Missouri-Rolla	W, 90-41
F3	at Arkansas State	W, 83-73
F5	at SIU Edwardsville	W, 71-54
F8	at Northwest Missouri	W, 83-71
F12	UMSL	W, 84-56
F15	Central Missouri	W, 79-65
F19	at Lincoln	W, 90-70
F22	Northeast Missouri	W, 80-44

MIAA Tournament

F27	Lincoln	W, 96-75
M1	Central Missouri	L, 69-77

NCAA Division II Tournament

M8	Alaska-Anchorage	W, 80-65
M11	Central Missouri	L, 64-65

= Nebraska-Omaha Tourn. (Omaha, Neb.)

1986-87

26-4, 13-1 MIAA

N22	at SIU Edwardsville	W, 55-50
N26	UT Martin	W, 78-59
N29	at Northeastern Illinois	W, 94-59
N30	National College of Education	W, 77-52
D5	Mississippi #	L, 63-72
D6	Alcorn State #	W, 73-49
D8	McKendree	W, 89-46
D9	David Lipscomb	W, 70-48
D13	at USI	W, 62-55
J2	at West Virginia Tech	W, 76-53
J3	at Central Arkansas	L, 64-65
J7	Missouri-Rolla	W, 73-72
J10	at Northwest Missouri	W, 78-66
J14	Southwest Baptist	W, 82-51
J17	Central Missouri	W, 70-65
J19	SIU Edwardsville	W, 83-55
J21	UMSL	W, 75-50
J24	Northeast Missouri	W, 83-38
J26	at UT Martin	W, 67-65
J28	at Lincoln	W, 87-48
J31	at Missouri-Rolla	W, 71-67
F3	at Southwest Baptist	W, 84-45
F7	Northwest Missouri	W, 67-51
F11	at UMSL	W, 72-55
F14	at Central Missouri	L, 51-72
F18	Lincoln	W, 72-49
F21	at Northeast Missouri	W, 67-51

MIAA Tournament

F26	Missouri-Rolla	W, 76-64
F28	Central Missouri	W, 78-55

NCAA Division II Tournament

M7	Central Missouri	L, 62-64
----	------------------	----------

= Ole Miss Dial Classic (Oxford, Miss.)

1987-88

26-4, 13-1 MIAA

N21	at Quincy	W, 91-72
N25	SIU Edwardsville	W, 77-55
N29	National College of Education	W, 99-30
D2	at UT Martin	W, 79-78
D5	Southern Indiana	W, 83-33
D8	Missouri Baptist	W, 106-57
D11	at Christian Bro.	W, 67-38
J5	at Colorado College	W, 74-66
J6	at Metropolitan State	W, 83-57
J8	at Colorado Christian	W, 79-29
J13	at Missouri-Rolla	W, 72-40
J16	at Northwest Missouri	W, 87-79
J20	Southwest Baptist	W, 84-71
J23	Central Missouri	W, 92-85 (ot)
J25	at SIU Edwardsville	L, 57-65
J27	at UMSL	W, 70-64 (ot)
J30	Northeast Missouri	W, 89-59
F1	Quincy	W, 88-56
F3	at Lincoln	W, 74-56
F6	Missouri-Rolla	W, 60-47
F9	at Southwest Baptist	W, 73-56
F11	Northwest Missouri	W, 100-64
F13	UT Martin	W, 73-66
F17	UMSL	W, 77-44
F20	at Central Missouri	L, 59-72
F24	Lincoln	W, 83-48
F27	at Northeast Missouri	W, 90-54

MIAA Tournament

M3	Northeast Missouri	W, 91-53
M5	Central Missouri	L, 68-80

NCAA Division II Tournament

West Texas State	L, 61-64
------------------	----------

1988-89

23-7, 12-2 MIAA

N19	at Delta State	L, 55-74
N21	at Southern Indiana	W, 90-75
N23	at Missouri Baptist	W, 97-50
N28	UT Martin	W, 81-51
D2	Mankato State #	W, 70-46
D3	Northern Kentucky #	L, 54-62
D5	Delta State	W, 65-69
D9	at SIU Edwardsville	L, 66-74
J2	at UT Martin	W, 72-68
J4	at Austin Peay	W, 72-58
J7	at David Lipscomb	W, 86-75
J11	Missouri-Rolla	W, 86-73
J14	Northwest Missouri	W, 71-67
J17	at Southwest Baptist	W, 67-57
J21	at Central Missouri	L, 78-84
J25	UMSL	W, 80-60
J28	at Northeast Missouri	W, 80-51
J30	SIU Edwardsville	W, 87-52
F1	Lincoln	W, 84-67
F4	at Missouri-Rolla	W, 63-54
F6	Quincy	W, 93-74
F8	Southwest Baptist	W, 76-47
F11	at Northwest Missouri	W, 76-59
F15	at UMSL	W, 76-52
F18	Central Missouri	L, 65-72
F22	at Lincoln	W, 92-70
F25	Northwest Missouri	W, 101-44

MIAA Tournament

M2	Missouri-Rolla	W, 68-53
M4	Central Missouri	L, 64-68

NCAA Division II Tournament

M10	West Texas State	L, 70-83
-----	------------------	----------

= Perkins NKU Classic (Highland Hts., Ky.)

1989-90

24-6, 14-2 MIAA

N17	Missouri Baptist	W, 94-65
N20	Quincy	W, 85-68
N25	at Southern Indiana	W, 93-75
N28	at Murray State	L, 68-72
D1	North Carolina Central \$	W, 61-48
D2	J.C. Smith \$	W, 78-43
D7	at Kentucky Wesleyan	L, 70-73
D9	Southern Indiana	W, 93-49
D30	Kentucky Wesleyan	W, 77-43
J4	Washburn	W, 78-57
J6	Northwest Missouri	L, 57-60
J8	at SIU Edwardsville	W, 91-72
J10	UMSL	W, 89-63
J13	at Central Missouri	L, 64-74
J17	Missouri Southern	W, 98-55
J20	at Missouri Western	W, 71-58
J24	Pittsburgh State	W, 88-46
J27	at Southwest Baptist	W, 69-59
J31	at UMSL	W, 87-53
F3	at Missouri-Rolla	W, 75-58
F5	SIU Edwardsville	W, 99-68
F7	at Missouri Southern	W, 80-62
F10	at Northwest Missouri	W, 98-74
F14	at Pittsburgh State	W, 86-63
F17	Southwest Baptist	W, 82-56
F21	Missouri-Rolla	W, 73-53
F24	Lincoln	W, 91-43

MIAA Tournament

M1	Northwest Missouri	W, 86-71
M3	Central Missouri	L, 60-72

NCAA Division II Tournament

M5	Central Missouri	L, 68-79
----	------------------	----------

\$ = J.C. Smith Tournament

1990-91

31-4, 14-2 MIAA

N16	Delta State	W, 90-73
N19	at Oral Roberts	W, 87-69
N26	Murray State	W, 76-56
N28	Oral Roberts	W, 100-61
N30	Indianapolis @	W, 73-57
D1	UT Martin @	W, 78-66
D4	at SIU Edwardsville	L, 57-58
D8	at Delta State	W, 74-73
D29	at Missouri Baptist	W, 86-54
J3	at Washburn	L, 56-60
J5	at Northwest Missouri	W, 65-53
J9	at UMSL	W, 91-67
J12	Central Missouri	L, 56-62
J16	at Missouri Southern	W, 64-51
J19	Missouri Western	W, 78-61
J21	SIU Edwardsville	W, 98-64
J23	at Pittsburgh State	W, 87-69
J26	Southwest Baptist	W, 72-39
J30	UMSL	W, 78-38
F2	Missouri-Rolla	W, 71-56
F4	Missouri Baptist	W, 94-44
F6	Missouri Southern	W, 68-60
F7	Northwest Missouri	W, 95-82
F13	Pittsburgh State	W, 101-49
F16	at SW Baptist	W, 74-58
F20	at Missouri-Rolla	W, 64-52
F23	at Lincoln	W, 81-44

MIAA Tournament

F26	Pittsburgh State	W, 81-74
F28	Washburn	W, 82-51
M2	Central Missouri	W, 85-83

NCAA Division II Tournament

M8	Central Missouri	W, 80-65
M9	West Texas State	W, 71-70
M15	Cal Poly Pomona	W, 82-52
M22	Norfolk State	W, 85-52
M23	North Dakota State	L, 74-81

@ = Othakian Shootout

OVC CHAMPIONS • 2006-07 • 2007-08 // TOURNAMENT CHAMPS • 2006-07 • 2019-20

FOLLOW THE REDHAWKS AT GOSOUTHEAST.COM





RECORDS

YEAR-BY-YEAR RESULTS

1991-92 16-12, 7-7 OVC (Fourth)		
N22 Missouri	L, 57-68	
N26 at Evansville	L, 63-65	
N29 at Northeastern Illinois	W, 62-47	
N30 at Wisconsin-Milwaukee	W, 65-53	
D3 at UMKC	L, 51-70	
D10 at Saint Louis	W, 74-54	
D12 Chicago State	W, 64-48	
D15 Alcorn State	W, 83-54	
D31 at Missouri	L, 50-58	
J4 Austin Peay*	W, 79-72	
J6 Missouri Baptist	W, 81-42	
J7 Texas-Pan American	W, 65-53	
J11 at Middle Tennessee*	L, 57-81	
J13 at Murray State*	W, 74-73	
J16 Wisconsin-Milwaukee	W, 85-74	
J18 Morehead State*	W, 85-84	
J20 Eastern Kentucky*	L, 57-79	
J22 Quincy	W, 69-62	
J25 at Tennessee Tech*	L, 58-83	
J27 at Tennessee State*	L, 44-50	
F1 at Austin Peay*	W, 69-68	
F8 Tennessee Tech*	L, 71-83	
F10 Tennessee State*	W, 70-48	
F15 at Eastern Kentucky*	L, 59-78	
F17 at Morehead State*	W, 70-69	
F22 Murray State*	W, 78-60	
F24 Middle Tennessee*	L, 67-82	
OVC Tournament		
M9 Tennessee Tech	L, 74-87	
* = Ohio Valley Conference Game		

1992-93 13-13, 8-8 OVC (t-Fifth)		
D1 Southern Indiana	L, 86-94	
D4 at Chicago State	W, 69-58	
D5 at Wisconsin-Milwaukee	L, 60-73	
D8 UMSL	W, 81-58	
D12 at Texas-Pan American	L, 54-56	
D30 at Saint Louis	W, 64-51	
J7 Wisconsin-Milwaukee	L, 54-56	
J9 at Tennessee State*	L, 59-68	
J11 at Austin Peay*	W, 70-63	
J13 Northeast Illinois	W, 75-64	
J16 Murray State*	W, 70-67	
J18 Saint Louis	W, 58-52	
J23 Morehead State*	W, 80-75	
J25 Eastern Kentucky*	L, 60-66	
J28 at UT Martin*	W, 69-50	
J30 Middle Tennessee*	L, 58-65	
F1 Tennessee Tech*	L, 67-69	
F6 UMKC	L, 50-75	
F8 at Murray State*	W, 86-72	
F13 at Morehead State*	W, 74-62	
F15 at Eastern Kentucky*	L, 58-65	
F20 Tennessee State*	L, 67-71	
F22 Austin Peay*	W, 77-45	
F24 UT Martin*	W, 80-56	
F27 at Middle Tennessee*	L, 65-75	
M1 Tennessee Tech*	L, 53-73	
* = Ohio Valley Conference Game		

1993-94 16-11, 9-7 OVC (Fifth)		
N29 Cleveland State	W, 76-57	
D1 Kentucky Wesleyan	W, 90-54	
D9 Oral Roberts	W, 68-44	
D11 at Missouri	L, 60-89	
D28 at Western Illinois	L, 70-71	
D30 at Saint Louis	W, 59-44	
J3 Evansville	W, 88-61	
J5 at Oral Roberts	W, 64-54	
J8 at Eastern Kentucky*	L, 58-74	
J10 at Morehead State*	L, 73-80	
J13 Saint Louis	L, 59-63	
J15 Tennessee Tech*	W, 70-56	
J17 Middle Tennessee*	L, 67-70	

J22 Tennessee State*	W, 96-61	
J24 UT Martin*	W, 96-61	
J29 at Tennessee State*	L, 59-68	
J31 at Austin Peay*	W, 76-66	
F2 at Murray State*	W, 70-61	
F5 Morehead State*	W, 72-54	
F7 Eastern Kentucky*	L, 67-83	
F12 at Tennessee Tech*	L, 53-71	
F14 at Middle Tennessee*	W, 68-64	
F19 Murray State*	W, 83-65	
F21 at UMKC	W, 84-64	
F26 at UT Martin*	W, 84-76	
F28 Austin Peay*	L, 69-78	
OVC Tournament		
M5 Middle Tennessee	L, 70-71	
* = Ohio Valley Conference Game		

1994-95 12-15, 4-12 OVC (Seventh)		
N25 SW Louisiana @	W, 73-60	
N26 UT Chattanooga@	W, 57-48	
N28 UMKC	W, 63-58	
D3 at Saint Louis	L, 54-64	
D7 Missouri	L, 58-69	
D10 at Cleveland State	W, 71-67	
J4 at Oral Roberts	W, 74-55	
J7 Eastern Kentucky*	L, 79-86	
J9 Morehead State*	W, 81-78	
J11 Western Illinois	W, 75-58	
J14 at Tennessee Tech*	L, 49-73	
J16 at Middle Tennessee*	L, 64-73	
J18 Saint Louis	W, 89-69	
J21 at Tennessee State*	L, 51-88	
J23 at UT Martin*	W, 63-61	
J28 Tennessee State*	L, 61-68	
J30 Austin Peay*	W, 88-86	
F1 Murray State*	L, 77-80	
F4 at Morehead State*	W, 87-69	
F5 at Eastern Kentucky*	L, 71-78	
F11 Middle Tennessee*	L, 67-78	
F13 Tennessee Tech*	L, 62-72	
F18 at Murray State*	L, 64-65	
F20 Oral Roberts	W, 64-45	
F25 UT Martin*	L, 89-91	
F27 at Austin Peay*	L, 73-82	
OVC Tournament		
M4 Tennessee Tech	L, 59-82	
* = Ohio Valley Conference Game		
@ = Othakian Shootout		

1995-96 14-13, 9-7 OVC (Third)		
N24 Nicholls State @	W, 87-64	
N25 UIC @	L, 45-59	
D1 Washington State #	L, 50-89	
D2 Western Illinois #	W, 83-64	
D9 at Missouri	L, 62-75	
D30 at Troy State	L, 80-89	
J2 Northeast Missouri	W, 79-55	
J6 at Eastern Kentucky*	L, 73-79	
J8 at Morehead State*	L, 83-95	
J11 UT Martin*	W, 86-68	
J13 at Middle Tennessee*	L, 64-78	
J15 at Austin Peay*	L, 60-81	
J20 Tennessee State*	W, 69-48	
J22 Tennessee Tech*	W, 87-81	
J25 at Western Illinois	L, 57-75	
F1 at Murray State*	L, 61-76	
F3 Morehead State*	W, 84-79	
F5 Eastern Kentucky*	W, 90-82	
F8 at UT Martin*	L, 84-86	
F10 Austin Peay*	L, 50-64	
F12 Middle Tennessee*	W, 82-81	
F17 at Tennessee Tech*	W, 63-62	
F19 at Tennessee State*	W, 71-68	
F22 Murray State*	W, 77-69	
F24 Oral Roberts	W, 90-71	
F26 Williams Baptist	W, 82-74	

OVC Tournament		
M2 Murray State	L, 56-73	
* = Ohio Valley Conference Game		
@ = Othakian Shootout		
# = Dial Classic		

1996-97 5-21, 3-15 OVC (10th)		
N25 Christian Brothers	L, 57-73	
N29 at Wisconsin-Milwaukee	L, 47-55	
D2 Missouri	L, 65-103	
D6 Tulsa @	W, 66-52	
D7 East Tennessee State @	L, 58-61	
D12 Troy State	L, 46-75	
J2 Oakland City	W, 67-55	
J4 at Austin Peay*	L, 58-86	
J6 at Tennessee State*	L, 54-82	
J9 UT Martin*	L, 53-66	
J11 Eastern Kentucky*	L, 55-71	
J13 Morehead State*	W, 75-72	
J15 at Oral Roberts	L, 50-74	
J18 at Middle Tennessee*	W, 74-73 ^{OT}	
J20 at Tennessee Tech*	L, 68-75	
J23 at Murray State*	L, 50-52	
J25 Eastern Illinois*	L, 70-77	
F1 Tennessee State*	L, 70-84	
F3 Austin Peay*	L, 60-77	
F6 Murray State*	W, 66-62	
F8 at Morehead State*	L, 68-83	
F9 at Eastern Kentucky*	L, 44-81	
F15 Tennessee Tech*	L, 67-85	
F17 Middle Tennessee*	L, 63-78	
F20 at UT Martin*	L, 60-61	
F22 at Eastern Illinois*	L, 54-89	
* = Ohio Valley Conference Game		
@ = Othakian Shootout		

1997-98 8-19, 5-13 OVC (t-Eighth)		
N15 Wisconsin-Milwaukee	L, 56-71	
N20 at Missouri	L, 53-76	
N25 Western Illinois	W, 70-68	
N28 Nevada #	L, 52-69	
N29 Texas-El Paso #	L, 50-67	
D3 at Tulsa	L, 71-74	
D6 Austin Peay*	W, 77-76	
D8 Tennessee State*	W, 74-65	
D13 Oakland City	W, 65-47	
J3 at Morehead State*	L, 95-98 ^{OT}	
J5 at Eastern Kentucky*	L, 58-97	
J10 Middle Tennessee*	L, 71-89	
J12 Tennessee Tech*	L, 60-66	
J14 at Tennessee State*	L, 39-73	
J17 at Murray State*	W, 74-65	
J19 at UT Martin*	L, 58-80	
J24 Eastern Illinois*	W, 48-41	
J31 Eastern Kentucky*	W, 77-86	
F2 Morehead State*	W, 82-74 ^{OT}	
F4 at Austin Peay*	L, 58-69	
F7 at Middle Tennessee*	L, 67-95	
F9 at Tennessee Tech*	L, 52-65	
F11 Belmont	W, 63-61	
F14 Murray State*	L, 65-66	
F16 UT Martin*	L, 64-79	
F21 at Eastern Illinois*	L, 54-72	
OVC Tournament		
F24 at Eastern Kentucky	L, 75-92	
* = Ohio Valley Conference Game		
# = Holiday Inn Classic		

1998-99 19-9, 13-5 OVC (Fourth)		
N14 Christian Brothers	W, 94-51	
N21 at Indiana State	L, 56-81	
N24 Missouri	W, 90-71	
N27 vs. Alcorn State @	L, 59-66	
N28 vs. Texas-Pan American @	W, 77-53	
D3 Tulsa	W, 80-63	

D5 at Tennessee State*	W, 63-48	
D8 Oakland City	W, 81-53	
D12 at Austin Peay*	W, 69-55	
J2 Eastern Kentucky*	W, 101-93 ^{OT}	
J4 Morehead State*	W, 65-58	
J7 at Middle Tennessee*	L, 75-82	
J9 at Tennessee Tech*	L, 64-82	
J12 Austin Peay*	W, 76-56	
J14 Murray State*	W, 78-59	
J16 UT Martin*	W, 75-55	
J21 at Belmont	L, 57-70	
J23 at Eastern Illinois*	W, 75-64	
J25 at Eastern Kentucky*	L, 61-62	
J30 at Morehead State*	W, 104-70	
F2 Tennessee State*	W, 74-71	
F4 Middle Tennessee*	W, 76-73	
F6 Tennessee Tech*	W, 74-70	
F11 at Murray State*	L, 63-64	
F13 at UT Martin*	L, 70-84	
F20 Eastern Illinois*	W, 101-86	
OVC Tournament		
F23 Murray State	W, 66-60	
F27 Tennessee Tech	L, 62-73	
* = Ohio Valley Conference Game		
@ = Chateau Charles Cowgirl Classic		

1999-00 12-16, 7-11 OVC (Seventh)		
N19 vs. Mississippi Valley State !	W, 77-42	
N20 at Arkansas State !	L, 69-74	
N23 UMKC	W, 70-71**	
N27 vs. Louisiana Tech #	L, 54-96	
N28 at UNLV #	L, 58-69	
D2 at Tennessee Tech	L, 61-65	
D4 at Middle Tennessee	L, 81-85 ^{OT}	
D7 Oakland City	W, 83-72	
D10 Indiana State	L, 58-77	
J3 at Ark.-Little Rock	W, 80-78 ^{OT}	
J6 Tennessee State*	W, 58-46	
J8 Austin Peay*	W, 74-72	
J13 at UT Martin*	L, 65-71	
J15 at Murray State*	L, 49-54	
J18 Tennessee Tech*	L, 65-82	
J22 Eastern Illinois*	W, 83-70	
J27 Morehead State*	W, 85-62	
J29 Eastern Kentucky*	W, 87-66	
F3 at Tennessee State*	L, 60-65	
F5 at Austin Peay*	L, 71-95	
F8 Middle Tennessee*	L, 58-67	
F10 UT Martin*	L, 64-74	
F12 Murray State*	L, 55-66	
F16 Belmont	W, 87-72	
F19 at Eastern Illinois*	W, 89-75	
F24 at Morehead State*	W, 82-76	
F26 at Eastern Kentucky*	L, 86-91 ^{OT}	
OVC Tournament		
F29 Middle Tennessee	L, 57-76	
* = Ohio Valley Conference Game		
! = Arkansas State Lady Indian Invitational		
# = UNLV Lady Rebel Shootout		
** = UMKC played with ineligible players, Southeast was given the win.		

2000-01 14-13, 9-7 OVC (Fourth)		
N17 Missouri Baptist	W, 83-53	
N21 at UMKC	W, 65-48	
N25 vs. New Mexico State #	L, 58-67	
N26 vs. Eastern Washington #	L, 64-67	
N29 Lipscomb	L, 60-61	
D4 at Mississippi Valley State	L, 63-69 ^{OT}	
D6 Oakland City	W, 88-47	
D9 at Belmont	W, 81-72	
D30 Mississippi Valley State	W, 78-44	
J2 Arkansas-Little Rock	L, 55-76	
J4 at Tennessee State*	W, 82-80	
J6 at Austin Peay*	W, 87-80	




YEAR-BY-YEAR RESULTS

RECORDS



J9	Tennessee Tech*	L, 79-80
J11	Murray State*	W, 74-66
J13	UT Martin*	W, 79-66
J20	at Eastern Illinois*	W, 77-71
J27	at Morehead State*	W, 67-66
J29	at Eastern Kentucky*	L, 82-89
F1	Austin Peay*	L, 66-67
F3	Tennessee State*	W, 95-84
F6	at Tennessee Tech*	L, 75-89
F8	at Murray State*	L, 61-62
F10	at UT Martin*	W, 80-67
F17	Eastern Illinois*	L, 47-70
F22	Eastern Kentucky*	L, 82-91
F24	Morehead State*	W, 81-61
OVC Tournament		
F27	UT Martin	L, 63-68
* = Ohio Valley Conference Game		
# = Fresno State Classic		



2001-02 16-12, 8-8 OVC (Fifth)		
N16	vs. Montana \$	L, 63-78
N17	at Texas-Pan American \$	W, 72-55
N20	Oakland City	W, 80-66
N24	Southern Illinois	W, 81-70
N27	at Lipscomb	W, 72-58
N30	Texas A&M-Corpus Christi #	W, 70-57
D1	Missouri #	L, 62-80
D5	at Northern Illinois	L, 63-71
D8	Samford	W, 90-41
J2	Missouri Baptist	W, 70-53
J5	at Eastern Illinois*	W, 77-68
J8	Tennessee Tech*	L, 77-80
J10	Eastern Kentucky*	L, 67-94
J12	Morehead State*	L, 70-79
J14	Tennessee State*	W, 77-53
J17	at UT Martin*	W, 64-59
J19	at Murray State*	W, 71-55
J23	IPFW	W, 86-67
J26	Austin Peay*	L, 73-77
J31	at Tennessee State*	L, 79-88 ^{OT}
F2	at Tennessee Tech*	L, 69-87
F7	at Morehead State*	L, 72-79
F9	at Eastern Kentucky*	L, 73-82
F14	UT Martin*	W, 61-51
F16	Murray State*	W, 72-64
F18	Eastern Illinois*	W, 79-51
F23	at Austin Peay*	W, 80-68
OVC Tournament		
F26	at Austin Peay	L, 67-76
* = Ohio Valley Conference Game		
# = Texas-Pan American Classic		
\$ = Lady Tiger Tournament		

2002-03 19-11, 11-5 OVC (Second)		
N22	Henderson State	W, 85-55
N26	at Missouri State	L, 76-85
N29	at Wisconsin-Green Bay #	L, 49-74
N30	vs. Quinnipiac #	W, 93-87 ^{OT}
D5	Lipscomb	W, 71-50
D7	at Samford	W, 89-48
D16	Oakland City	W, 90-42
D20	vs. Indiana State %	L, 71-82
D21	vs. Gardner-Webb %	W, 98-63
D28	at Oklahoma	L, 59-87
J4	Eastern Illinois*	W, 74-59
J11	at Morehead State*	W, 83-63
J13	at Eastern Kentucky*	L, 77-88
J18	Murray State*	W, 82-69
J20	UT Martin*	W, 70-49
J25	at Austin Peay*	L, 45-58
J30	at Eastern Illinois*	W, 82-64
F1	Tennessee Tech*	W, 86-80
F3	Tennessee State*	W, 77-64
F8	Eastern Kentucky*	L, 75-81
F10	Morehead State*	W, 78-64
F12	at IPFW	L, 87-90 (OT)
F15	at Murray State*	W, 62-53
F17	at UT Martin*	L, 59-60
F22	Austin Peay*	L, 78-80
F27	at Tennessee Tech*	W, 76-72
M1	at Tennessee State*	W, 81-72
OVC Tournament		
M4	Eastern Illinois	W, 79-76
M7	vs. Tennessee Tech	W, 78-65
M8	vs. Austin Peay	L, 61-85
* = Ohio Valley Conference Game		
# = UWGB Tournament		

2003-04 16-13, 10-6 OVC (Fourth)		
N14	vs. Utah #	L, 65-76
N21	Southern Illinois	W, 73-64
N24	at Oklahoma	L, 48-83
N28	vs. Bowling Green @	L, 60-70
N29	vs. Prairie View A&M @	W, 85-38
D6	Southern Arkansas	W, 84-57
D15	Northern Illinois	W, 59-57
D20	at Lipscomb	L, 47-52
D23	at Missouri State	L, 59-87
D30	vs. Kansas State \$	L, 42-78
D31	vs. Alcorn State \$	W, 73-63
J8	Austin Peay*	L, 54-64
J10	Tennessee Tech*	W, 102-90
J13	at Eastern Illinois*	W, 79-66
J15	Tennessee State*	W, 102-45
J22	at Tennessee Tech*	L, 57-65
J24	at Austin Peay*	L, 65-68
J29	at Jacksonville State*	L, 83-95
J31	at Samford*	W, 71-53
F5	UT Martin*	W, 83-60
F7	Murray State*	W, 74-60

F10	Eastern Illinois*	W, 77-76
F14	at Tennessee State*	W, 87-58
F19	Eastern Kentucky*	W, 88-78
F21	Morehead State*	W, 88-62
F26	at Murray State*	L, 59-64
F28	at UT Martin*	L, 75-78
OVC Tournament		
M2	Murray State	W, 76-51
M5	Austin Peay	L, 55-72
* = Ohio Valley Conference Game		
# = Preseason WNIT		
@ = Texas-Corpus Christi Tournament		
\$ = UTSA Classic		

2004-05 0-8, 0-2 OVC<		
N19	at Oklahoma	L, 62-84
N23	Lyon College	W, 105-45
N26	vs. Texas Southern #	W, 90-60
N27	vs. UIC #	W, 85-62
D1	at Southern Illinois	W, 77-56
D9	at Hawaii @	W, 79-69
D10	vs. BYU @	L, 52-62
D18	at UIC	L, 76-78
D22	Missouri State	L, 64-73
D30	Chicago State	W, 61-44
D31	Oakland City	W, 74-49
J6	at Austin Peay*	W, 59-56
J8	at Tennessee Tech*	L, 78-80
J11	Eastern Illinois*	W, 87-70
J13	at Tennessee State*	W, 67-59
J20	Tennessee Tech*	W, 62-45
J22	Austin Peay*	W, 84-52
J27	Jacksonville State*	W, 94-51
J29	Samford*	W, 85-49
F3	at UT Martin*	W, 79-56
F5	at Murray State*	W, 60-40
F8	at Eastern Illinois*	W, 71-56
F12	Tennessee State*	W, 74-54
F17	at Eastern Kentucky*	L, 62-66
F19	at Morehead State*	W, 82-70
2-24	Murray State*	W, 86-69
2-26	UT Martin*	W, 76-63
OVC Tournament		
M1	vs. Samford	W, 47-45
M4	vs. Tennessee Tech	W, 71-68
M5	vs. Eastern Kentucky	L, 73-84 ^{OT}
* = Ohio Valley Conference Game		
# = Healthpoint Plaza		
Thanksgiving Classic		
@ = Waikiki Beach Marriott		
Invitational		

2005-06 0-9, 0-4 OVC<		
N18	at Texas Tech	L, 56-85
N22	Arkansas Monticello	W, 67-38
N25	vs. Wisconsin-Milwaukee #	L, 87-90
N26	vs. Henderson State #	W, 79-66
N29	Southern Illinois	W, 74-63
D2	at Wisconsin-Milwaukee	L, 70-73
D8	Tennessee State*	W, 71-53
D10	Tennessee Tech*	L, 77-81
D18	at Samford*	L, 76-91
D20	at Jacksonville*	W, 83-76
D28	at East Tennessee	L, 74-81
J2	Eastern Kentucky*	W, 84-78
J5	Eastern Illinois*	L, 61-70
J7	at Murray State*	W, 72-62
J14	Austin Peay*	W, 72-54
J19	at Tennessee State*	W, 78-35
J21	at Tennessee Tech*	W, 53-46
J26	Morehead State*	W, 62-50
J28	Murray State*	W, 71-52
J30	at Austin Peay*	W, 73-57
F4	at UT Martin*	W, 67-52
F9	at Morehead State*	W, 58-43
F11	at Eastern Kentucky*	W, 87-86 ^{OT}

F16	Eastern Illinois*	W, 84-76
F18	at UT Martin*	W, 54-49
F23	Samford*	L, 53-57
F25	Jacksonville*	W, 87-72
OVC Tournament		
F28	vs. Murray State	W, 80-49
M3	vs. Samford	W, 59-52
M4	vs. Tennessee Tech	W, 71-50
NCAA Tournament		
M18	vs. Stanford	L, 42-72
* = Ohio Valley Conference Game		
# = Southeast Hospital Classic		



2006-07 24-8, 16-4 OVC (First)		
N11	at Tulsa	L, 54-67
N14	Central Arkansas	W, 64-60
N17	Florida State	L, 50-64
N21	Harris-Stowe	W, 101-78
D2	at Baylor	L, 47-81
D7	at Tennessee State*	W, 67-53
D9	at Tennessee Tech*	L, 58-59
D15	East Tennessee State	W, 73-68
D17	Jacksonville State*	W, 90-83
D19	Samford*	W, 70-66 ^{OT}
D22	at Buffalo	W, 61-50
D28	Martin Methodist	W, 93-53
J2	at Eastern Kentucky*	W, 64-62
J4	Eastern Illinois*	W, 77-60
J8	at Murray State*	W, 67-61
J13	at Austin Peay*	L, 60-75
J18	Tennessee State*	W, 64-46
J20	Tennessee Tech*	W, 77-52
J24	at Morehead State*	L, 58-68
J27	Murray State*	W, 66-63 ^{OT}
J29	Austin Peay*	W, 67-56
F3	at UT Martin*	L, 54-63
F8	Morehead State*	W, 84-70
F10	Eastern Kentucky*	W, 73-72
F14	at Eastern Illinois*	W, 63-42
F17	UT Martin*	W, 58-52
F22	at Samford*	W, 66-58
F24	at Jacksonville State*	W, 85-50

OVC Tournament		
F28	vs. Austin Peay	W, 58-54
M2	vs. Samford	W, 57-51
M3	vs. Murray State	W, 62-60
NCAA Tournament		
M17	Oklahoma	L, 60-74
* = Ohio Valley Conference Game		

OVC CHAMPIONS • 2006-07 • 2007-08 // TOURNAMENT CHAMPS • 2006-07 • 2019-20





RECORDS

YEAR-BY-YEAR RESULTS

2007-08

23-9, 17-3 OVC (First)

N10	Tulsa	W, 67-45
N13	Henderson State	W, 59-58
N17	at Central Arkansas	W, 91-60
N20	Cumberland	W, 73-57
N23	vs Texas State	L, 47-80
N24	vs Northern Colorado	L, 49-60
N29	Baylor	L, 51-81
D2	at Purdue	L, 41-51
D6	Tennessee State*	L, 49-61
D8	Tennessee Tech*	W, 66-60
D18	at Samford*	W, 69-60
D20	at Jacksonville State*	W, 83-71
D29	Buffalo	W, 67-45
J5	at Eastern Illinois*	W, 55-51
J7	Murray State*	L, 68-71
J12	at Austin Peay*	W, 70-54
J17	at Tennessee State*	W, 70-51
J19	at Tennessee Tech*	W, 49-39
J24	Morehead State*	W, 66-58
J26	at Murray State*	W, 81-74
F2	UT Martin*	W, 58-51 ^{OT}
F7	at Morehead State*	W, 50-48
F9	at Eastern Kentucky*	W, 72-67
F14	Eastern Illinois*	W, 46-41
F16	at UT Martin*	W, 53-43
F20	Austin Peay*	W, 67-47
F23	Eastern Kentucky*	W, 68-52
F28	Samford*	L, 50-73
M1	Jacksonville State*	W, 85-42
OVC Tournament		
M4	Jacksonville State	W, 67-45
M7	vs. Eastern Illinois	L, 40-52
WNIT		
M20	at Evansville	L, 58-60

* = Ohio Valley Conference Game

2008-09

15-15, 10-8 OVC (t-Fifth)

N14	Missouri State	W, 67-64
N18	Central Arkansas	W, 60-41
N21	Ark Little Rock	W, 57-45
N25	at Florida State	L, 31-62
N28	Indiana State	L, 72-75
D4	Austin Peay*	L, 50-61
D6	Tennessee State*	L, 55-59
D10	Bethel College	W, 73-54
D13	at Southern Miss	L, 47-64
D20	vs. Providence \$	L, 59-67
D21	vs. Alabama State \$	L, 53-60
D29	at Missouri	L, 31-60
J3	at Tennessee Tech*	W, 56-41
J5	at Jacksonville State*	W, 82-60
J10	Eastern Illinois*	W, 58-51
J15	Morehead State*	L, 68-74
J17	Eastern Kentucky*	W, 71-54
J22	at UT Martin*	W, 62-54
J24	at Murray State*	L, 65-80
J29	Jacksonville State*	W, 57-37
J31	Tennessee Tech*	W, 61-55
F4	Harris-Stowe	W, 73-45
F7	at Eastern Illinois*	L, 53-73
F12	at Eastern Kentucky*	W, 66-56
F14	at Morehead State*	L, 54-55
F19	Murray State*	W, 69-51
F21	UT Martin*	W, 58-39
F26	at Tennessee State*	L, 54-70
F28	at Austin Peay*	L, 74-80 ^{OT}
OVC Tournament		
M3	at Tennessee State	L, 66-77

* = Ohio Valley Conference Game
\$ = Tulane DoubleTree Classic



The 2006-07 Redhawks were the first Southeast team to win the OVC regular season and Tournament titles in the same year.

2009-10 7-21, 4-14 OVC (10th)

N13	UMSL	W, 66-53
N16	Southern Miss	W, 73-63
N21	at Missouri State	L, 46-72
N24	at Indiana State	L, 28-72
N29	Green Bay	L, 50-88
D3	at Austin Peay*	L, 63-76
D5	at Tennessee State*	L, 50-54
D9	Bethel College	W, 73-60
D12	UT Arlington	L, 54-66
D19	at Central Arkansas	L, 64-72
D28	at Ark Little Rock	L, 55-87
J2	Tennessee Tech*	W, 61-56
J4	Jacksonville State*	W, 56-53
J9	at Eastern Illinois*	L, 39-67
J14	at Morehead State*	L, 37-75
J16	at Eastern Kentucky*	W, 43-41
J21	UT Martin*	L, 46-49
J23	Murray State*	L, 72-90
J28	at Jacksonville State*	W, 52-47
J30	at Tennessee Tech*	L, 56-59
F2	SIU Edwardsville	L, 57-59
F6	Eastern Illinois*	L, 41-71
F11	Eastern Kentucky*	L, 45-50

F13	Morehead State*	L, 50-65
F18	at Murray State*	L, 52-61
F20	at UT Martin*	L, 43-65
F25	Tennessee State*	L, 53-76
F27	Austin Peay*	L, 60-77


* = Ohio Valley Conference Game

2010-11 8-21, 4-14 OVC (10th)

N12	vs. Sam Houston \$	L, 51-60
N13	vs. Jackson State \$	W, 55-37
N17	Northern Iowa	L, 57-70
N19	at Louisville	L, 43-97
N23	Maryville (St. Louis)	W, 61-48
N27	at UT Arlington	L, 40-54
D2	Austin Peay*	L, 57-65
D4	Tennessee State*	W, 51-46
D7	Western Michigan	W, 60-56
D10	at Green Bay	L, 40-74
D19	at Jacksonville State*	L, 48-62
D21	at Tennessee Tech*	L, 48-62
D30	Lindenwood Belleville	W, 77-46
J2	at Notre Dame	L, 21-97
J8	Eastern Illinois*	L, 43-68
J13	Morehead State*	L, 69-85

J15	Eastern Kentucky*	W, 74-58
J19	at UT Martin*	L, 62-92
J22	at Murray State*	W, 48-44
J27	Jacksonville State*	L, 49-51
J29	Tennessee Tech*	L, 59-69
F5	at Eastern Illinois*	L, 49-74
F10	at Eastern Kentucky*	W, 64-57
F12	at Morehead State*	L, 40-89
F17	Murray State*	L, 34-54
F19	UT Martin*	L, 55-85
F21	at SIU Edwardsville	L, 51-60
F24	at Tennessee State*	L, 35-58
F26	at Austin Peay*	L, 51-71

* = Ohio Valley Conference Game
\$ = Inn at Ole Miss Classic



Ty Margenthaler

37-78 (.322) - 4 Seasons

2011-12

7-22, 4-12 OVC (10th)

N11	at NC State	L, 29-66
N13	at Saint Louis	L, 45-54
N15	at UIC	L, 54-69
N21	Ole Miss	L, 43-51
N25	at UAB !	L, 41-64
N26	vs. Samford !	L, 58-63
N29	Arkansas State	W, 56-52
D1	at Northern Iowa	L, 42-62
D3	Lindenwood	W, 66-56
D10	at Western Michigan	L, 34-67
D18	vs. Central Michigan @	L, 59-100
D19	at Wright State @	L, 53-74
D20	vs. Longwood @	W, 56-52
D28	Morehead State*	L, 57-61
D31	Murray State*	L, 75-80
J2	Jacksonville State*	W, 66-48
J7	at Eastern Kentucky*	L, 37-52
J14	Eastern Illinois*	L, 46-73
J16	SIU Edwardsville*	L, 43-58
J21	at Tennessee Tech*	L, 57-60 ^{OT}
J28	at UT Martin*	L, 47-88
J30	Austin Peay*	W, 69-60
F1	at Eastern Illinois*	L, 48-74
F4	Tennessee State*	W, 50-39
F11	at Murray State*	L, 62-63
F13	at SIU Edwardsville*	L, 48-63
F18	UT Martin*	L, 44-77
F23	at Jacksonville State*	W, 54-47
F25	at Austin Peay*	L, 84-88

* = Ohio Valley Conference Game
! = UAB Thanksgiving Classic
@ = Wright State Holiday Invitational



YEAR-BY-YEAR RESULTS

RECORDS



2012-13

11-18, 5-11 OVC (t-9th/5th West)

N9	Wright State	W, 78-66
N12	at UMKC	L, 64-69
N14	at Kansas	L, 58-68
N19	at Arkansas State	W, 52-51
N23	at Houston!	L, 44-61
N24	vs. UT-Pan American!	W, 55-54
N29	at Missouri	L, 51-80
D1	UIC	W, 67-62
D5	at Southern Illinois	L, 57-58
D8	Western Illinois	W, 56-47
D16	at Western Kentucky	L, 46-60
D21	Missouri State	L, 55-69
D31	at Belmont*	L, 58-71
J5	Austin Peay*	W, 71-57
J7	Murray State*	W, 70-58
J9	Saint Louis*	W, 59-52
J14	at Tennessee State*	L, 58-68
J16	UT Martin*	L, 71-82
J21	Morehead State*	L, 64-70
J26	at Eastern Illinois*	L, 62-82
J28	at SIU Edwardsville*	L, 65-78
F2	Eastern Kentucky*	L, 49-53
F4	at Austin Peay*	W, 69-51
F9	Eastern Illinois*	L, 46-64
F11	SIU Edwardsville*	W, 67-62
F16	at UT Martin*	L, 61-75
F23	at Jacksonville State*	L, 57-60
F25	Tennessee Tech*	L, 51-64
M2	at Murray State*	W, 61-58

* = Ohio Valley Conference Game
! = David Jones Classic

2013-14

10-19, 6-10 OVC (t-9th/t-4th West)

N8	at Alabama A&M	W, 76-64
N11	Bradley	L, 68-72
N14	Kansas City	W, 76-74
N19	Western Kentucky	L, 75-90
N21	at Missouri	L, 57-62
N23	at Wichita State	L, 46-67
N29	vs. Arkansas ^	L, 37-88
N30	vs. New Mexico ^	L, 55-73
D4	Southern Illinois	W, 72-50
D7	at Western Illinois	L, 58-79
D10	at Saint Louis	L, 34-52
D12	Illinois-Springfield	W, 72-56
D21	at Missouri State	L, 66-77
D31	Belmont*	L, 74-81
J4	at Austin Peay*	W, 75-64
J11	Tennessee State*	L, 67-75
J13	at UT Martin*	L, 71-100
J20	at Morehead State*	L, 59-62
J25	Eastern Illinois*	W, 66-49
J27	SIU Edwardsville*	W, 79-71
F1	at Eastern Kentucky*	L, 56-75
F3	Austin Peay*	L, 74-87
F8	at Eastern Illinois*	L, 48-53
F10	at SIU Edwardsville*	W, 69-60
F15	UT Martin*	L, 70-102
F19	at Murray State*	L, 55-66
F22	Jacksonville State*	W, 59-48
F24	at Tennessee Tech*	L, 61-63
M1	Murray State*	W, 65-57


* = Ohio Valley Conference Game
^ = New Mexico Tournament

2014-15

10-19, 3-13 OVC (t-9th)

N14	Alabama A&M	W, 66-38
N17	at Missouri	L, 42-88
N21	Saint Louis	L, 56-74
N25	at Ole Miss	L, 57-58
N28	at Southern Illinois	L, 62-78
N30	at Bradley	W, 70-65
D3	Western Illinois	L, 62-79
D6	at Central Arkansas	W, 48-46
D10	at Missouri-Kansas City	W, 65-50
D13	vs. Detroit*	W, 61-51
D14	vs. Idaho*	L, 62-78
D21	Illinois-Springfield	W, 73-56
D30	William Woods	W, 77-40
J1	at Belmont*	L, 39-62
J3	at Tennessee State*	L, 55-62
J8	Morehead State*	L, 59-64
J10	Eastern Kentucky*	L, 54-57
J14	at Jacksonville State*	L, 34-70
J17	Tennessee Tech*	W, 68-66 ^{OT}
J20	SIUE*	L, 48-60
J24	at UT Martin*	L, 55-96
J31	at Austin Peay*	L, 62-70
F5	at Murray State*	L, 81-86
F7	Eastern Illinois*	W, 69-65
F11	UT Martin*	L, 60-78
F14	Murray State*	W, 88-66
F21	at Eastern Illinois*	L, 48-49
F25	at SIUE*	L, 67-78
F28	Austin Peay*	L, 67-72

* = Ohio Valley Conference Game
^ = Glass City Classic



2015-16

15-15, 8-8 OVC (t-5th)

N14	at Saint Louis	L, 52-67
N16	Harris-Stowe	W, 78-66
N18	at Alabama A&M	W, 69-58
N20	UMKC	W, 78-65
N24	at Western Illinois	W, 89-84
N27	vs. Idaho State*	L, 64-65
N28	vs. UC Riverside*	L, 67-85
D2	at Missouri	L, 32-74
D4	at Wichita State	W, 66-62 ^{OT}
D8	at Lipscomb	W, 84-69
D13	Central Arkansas	L, 54-63
D22	Southern Illinois	L, 72-87
D30	William Woods	W, 94-58
D31	Belmont*	W, 81-74
J2	Tennessee State*	W, 75-65
J7	at Morehead State*	W, 89-79
J9	at Eastern Kentucky*	L, 55-56
J13	Jacksonville State*	W, 61-47
J16	at Tennessee Tech*	W, 60-57
J20	at SIUE*	L, 73-80
J24	UT Martin*	L, 74-84
J30	Austin Peay*	W, 71-69
F3	Murray State*	W, 96-59

F6	at Eastern Illinois*	L, 59-64
F10	at UT Martin*	L, 65-95
F13	at Murray State*	L, 61-80
F20	Eastern Illinois*	W, 82-52
F24	SIUE*	L, 75-89
F27	at Austin Peay*	L, 71-74

OVC Tournament
M3 vs. SIUE L, 76-80^{OT}
* = Ohio Valley Conference Game
^ = UTEP Thanksgiving Classic

2016-17

13-17, 7-9 OVC (t-6th)

N11	Cincinnati	L, 75-83
N14	Hannibal-LaGrange	W, 99-52
N16	Western Illinois	L, 87-100
N18	at Xavier	L, 48-54
N20	at Evansville	W, 76-74
N25	vs. Louisiana*	L, 78-82 ^{OT}
N26	vs. Alcorn State*	W, 68-50
N29	Saint Louis	L, 50-89
D4	Stephens College	W, 107-59
D6	Lipscomb	W, 79-63
D9	at Southern Illinois	L, 70-77
D16	at Memphis	L, 63-65
D19	Alabama A&M	W, 75-47
D29	Tennessee Tech*	L, 63-74
D31	Eastern Kentucky*	L, 63-74
J5	at Tennessee State*	W, 75-67
J7	at Belmont*	L, 77-89
J14	at UT Martin*	W, 82-79
J18	at SIUE*	L, 69-70
J21	Eastern Illinois*	L, 62-71
J25	Murray State*	W, 79-70
J28	at Austin Peay*	L, 74-84
F1	at Jacksonville State*	W, 65-58
F4	Morehead State*	L, 72-82
F8	SIUE*	W, 78-74
F11	at Eastern Illinois*	W, 107-65
F18	UT Martin*	L, 73-82
F22	at Murray State*	W, 80-67
F25	Austin Peay*	L, 64-74

OVC Tournament
M1 vs. Belmont L, 59-74
* = Ohio Valley Conference Game
^ = Southern Miss Thanksgiving Tournament

2017-18

14-17, 9-9 OVC (t-6th)

N10	at Louisville*	L, 40-80
N14	Missouri Valley	W, 69-34
N17	vs Saint Francis*	W, 82-50
N18	at George Mason*	L, 38-57
N22	Southern Illinois	L, 74-79
N24	Evangel&	W, 72-60
N25	Bradley&	W, 57-53
N30	at Cincinnati	L, 52-65
D5	at Western Illinois	L, 59-87
D7	at Ball State	L, 56-69
D10	at Kansas	L, 50-51
D19	Evansville	W, 74-65
D28	Belmont*	L, 57-67
D30	Tennessee State*	W, 71-66
J4	at Murray State*	W, 85-74
J6	at Austin Peay*	L, 65-66
J11	Morehead State*	L, 56-59
J13	Eastern Kentucky*	W, 69-55
J17	at SIUE*	L, 57-65
J20	at Eastern Illinois*	W, 77-54
J25	at Tennessee Tech*	W, 70-66
J27	at Jacksonville State*	L, 48-55
F1	Murray State*	W, 80-70
F3	Austin Peay*	L, 50-61
F8	at Morehead State*	L, 58-60
F10	at UT Martin*	L, 65-72
F14	Eastern Illinois*	W, 51-48
F17	SIUE*	W, 72-62
F22	at Eastern Kentucky*	W, 66-52
F24	UT Martin*	L, 68-69

OVC Tournament
F28 vs UT Martin L, 60-63
* = Ohio Valley Conference Game
^ = Preseason WNIT
& = SMO Thanksgiving Classic

2018-19

13-17, 8-10 OVC (8th)

N6	at Mississippi State	L, 53-88
N10	at Bradley	L, 79-85
N14	at Southern Illinois	L, 40-60
N20	Western Illinois	W, 81-71
N24	v. North Alabama*	L, 67-80
N25	at NJIT*	W, 68-58
N29	Indiana State	L, 51-62
D4	Illinois-Springfield	W, 82-46
D8	at Evansville	W, 54-50
D17	at Memphis	L, 57-69
D29	Harris-Stowe	W, 80-65
J3	at SIUE*	W, 62-52
J5	UT Martin*	L, 73-80
J10	Austin Peay*	W, 64-54
J12	Murray State*	L, 59-64
J17	at Morehead State*	L, 54-82
J19	at Eastern Kentucky*	W, 52-42
J24	SIUE*	W, 63-58
J26	Eastern Illinois*	W, 72-57
J31	at Belmont*	L, 57-91
F2	at Tennessee State*	L, 59-62
F7	Tennessee Tech*	W, 62-53
F9	Jacksonville State*	L, 39-56
F14	at UT Martin*	L, 50-61
F16	at Eastern Illinois*	W, 80-54
F21	at Austin Peay*	L, 54-56
F23	at Murray State*	L, 74-82
F28	Tennessee State*	W, 81-57
M2	Belmont*	L, 86-92

OVC Tournament
M6 vs Belmont L, 65-74
* = Ohio Valley Conference Game
^ = NJIT Tournament

2019-20

25-7, 14-4 OVC (3rd)

N05	Missouri-St. Louis	W, 70-56
N10	Evansville	W, 83-60
N13	at Arkansas State	W, 79-67
N19	at Eastern Michigan	L, 64-69
N21	at Purdue-Fort Wayne	W, 58-48
D03	at Saint Louis	L, 61-76
D07	Southern Illinois	W, 79-65
D14	at Ole Miss	W, 70-53
D17	at Western Illinois	L, 91-97
D21	at Indiana State	W, 68-58
D29	Harris-Stowe	W, 106-64
J02	at Austin Peay*	W, 79-66
J04	at Murray State*	L, 62-70
J09	Belmont*	L, 45-57
J11	Tennessee State*	W, 83-54
J116	Austin Peay*	W, 81-43
J18	Murray State*	W, 88-73
J23	at SIUE*	W, 66-56
J25	at Eastern Illinois*	W, 77-65
J30	at Morehead State*	W, 67-61
F01	at Eastern Kentucky*	W, 60-44
F06	Jacksonville State*	W, 79-52
F08	Tennessee Tech*	W, 87-72
F13	UT Martin*	W, 71-69
F15	SIUE*	W, 80-57
F20	at Jacksonville State*	L, 51-72
F22	at Tennessee Tech*	W, 72-59
F27	Eastern Illinois*	W, 72-56
F29	at UT Martin*	L, 72-78

OVC Tournament
M05 v. Tennessee Tech W, 82-81^{OT}
M06 v. Belmont W, 114-99
M07 v. UT Martin W, 67-47
*- Ohio Valley Conference Game

FOLLOW THE REDHAWKS AT **GOSOUTHEAST.COM**





RECORDS

ALL-TIME SERIES

Abilene Christian.....	1-0
Alabama A&M.....	4-0
Alabama at Birmingham.....	0-1
Alabama State.....	0-1
Alaska-Anchorage.....	1-0
Alcorn State.....	4-1
Arkansas.....	0-1
Arkansas Little-Rock.....	2-2
Arkansas Monticello.....	0-0*
Arkansas State.....	6-4
Augustana.....	1-0
Austin Peay.....	25-34*
Ball State.....	0-1
Baylor.....	0-2
Belleville Area CC.....	0-1
Belmont.....	5-12
Bethel College.....	2-0
Bowling Green.....	0-1
Bradley.....	2-2
Brigham Young.....	0-1
Buffalo.....	2-0
Cal-Poly Pomona.....	1-0
Carthage.....	2-0
Central Arkansas.....	4-3
Central Methodist.....	1-0
Central Michigan.....	0-1
Central Missouri.....	8-25
Chicago State.....	3-0*
Christian Brothers.....	5-6
Cincinnati.....	0-2
Cleveland State.....	2-0
Colorado Christian.....	1-0
Colorado College.....	1-0
Cumberland.....	1-0
Danville.....	1-0
Delta State.....	3-1
Detroit.....	1-0
East Tennessee State.....	1-2*
Eastern Illinois.....	28-20*
Eastern Kentucky.....	17-30*
Eastern Michigan.....	0-1
Eastern Washington.....	0-1
Elmhurst.....	1-0
Evangel.....	2-1
Evansville.....	7-3
Florida International.....	2-0
Florida State.....	0-2
Forest Park.....	4-3
Gardner-Webb.....	1-0
George Mason.....	0-1
Greenville.....	0-1
Hannibal-La Grange.....	1-0

Harris-Stowe.....	5-0
Hawaii.....	1-0
Henderson State.....	2-0*
Houston.....	0-1
Idaho.....	0-1
Idaho State.....	0-1
Illinois College.....	1-1*
Illinois at Chicago.....	2-2
Illinois-Springfield.....	3-0
Indiana State.....	1-6
IU-Southeast.....	1-0
Indianapolis.....	1-0
Jackson State.....	1-0
Jacksonville State.....	15-8*
Johnson C. Smith.....	1-0
Kansas.....	0-2
Kansas State.....	0-1
Kentucky Wesleyan.....	5-1
Langston.....	0-1
Lincoln.....	18-8
Lindenwood.....	1-0
Lindenwood-Belleville.....	1-0
Lipscomb.....	6-2*
Longwood.....	1-0
Louisiana.....	0-1
Louisiana-Lafayette.....	1-1
Louisiana Tech.....	0-1
Louisville.....	0-2
Lyon College.....	0-0*
MacMurray.....	1-0
Mankato State.....	1-0
Martin Methodist.....	1-0
Maryville (St. Louis).....	1-0
McKendree.....	6-0
Memphis.....	0-4
Meramec.....	4-5
Metropolitan State.....	1-0
Middle Tennessee State.....	4-16
Milikin.....	2-0
Mississippi State.....	0-2
Mississippi Valley State.....	2-1
Missouri.....	1-17
Missouri Baptist.....	8-0
Missouri State.....	2-12*
Missouri Southern State.....	6-0
Missouri Western State.....	2-0
Missouri-Kansas City.....	7-3
Missouri-Rolla.....	23-8
Missouri-St. Louis.....	28-5
Missouri Valley.....	1-0
Montana.....	0-1
Morehead State.....	24-21*

Morningside.....	2-0
Murray State.....	35-29*
National Louis.....	2-0
Nebraska-Omaha.....	2-0
Nevada.....	0-1
Nevada-Las Vegas.....	0-1
New Mexico.....	0-1
New Mexico State.....	0-1
Nicholls State.....	1-0
Norfolk State.....	1-0
Notre Dame.....	0-1
North Alabama.....	0-1
North Carolina Central.....	1-0
North Carolina State.....	0-1
North Central.....	0-1
North Dakota State.....	0-2
Northeastern Illinois.....	2-0
Northern Colorado.....	0-1
Northern Illinois.....	1-2
Northern Iowa.....	0-3
Northern Kentucky.....	0-1
Northwest Missouri State.....	19-10
NJIT.....	1-0
Oakland City.....	7-0*
Ole Miss.....	1-3
Oral Roberts.....	7-1
Prairie View A&M.....	1-0
Pittsburg State.....	5-0
Providence.....	0-1
Purdue.....	0-1
Purdue-Fort Wayne.....	2-1
Quincy.....	5-0
Quinnipiac.....	1-0
Rhodes College.....	2-0
Rust.....	1-1
Saint Cloud State.....	1-0
Saint Francis.....	1-1
Saint Louis.....	8-14
Saint Mary's.....	1-0
Sam Houston.....	0-1
Samford.....	7-4*
Southeast Louisiana.....	1-0
SIUE.....	25-19
Southern.....	0-1
Southern Arkansas.....	1-0
Southern Illinois.....	7-30*
Southern Indiana.....	11-1
Southern Mississippi.....	1-1
Southwest Baptist.....	10-0
Stanford.....	0-1*
Stephens College.....	1-0
Stetson.....	1-0

Sul Ross.....	1-0
Tabor.....	1-0
Tarleton.....	1-0
Tennessee State.....	23-22*
Tennessee Tech.....	21-32*
Texas A&M-Corpus Christi.....	1-0
Texas-El Paso.....	0-1
Texas Pan-American.....	4-1
Texas Southern.....	1-0
Texas State.....	0-1
Texas Tech.....	0-1*
Troy.....	0-2
Truman State.....	14-5
Tulsa.....	3-2
UC Riverside.....	0-1
Union.....	1-3
Utah.....	0-1
UT Arlington.....	0-2
UT Chattanooga.....	1-0
UT Martin.....	30-37*
Washburn.....	3-2
Washington State.....	0-1
Washington-St. Louis.....	1-0
West Texas State.....	1-2
West Virginia Tech.....	1-0
Western Illinois.....	7-7
Western Kentucky.....	0-2
Western Michigan.....	1-1
William Baptist.....	1-0
William Woods.....	4-7
Wisconsin-Green Bay.....	0-3
Wisconsin-Milwaukee.....	2-6*
Wichita State.....	1-1
Wright State.....	2-1
Xavier.....	0-1

Ohio Valley Conference
opponents in **BOLD**

*-Denotes that Southeast Missouri vacated all wins in 2004-05 and 2005-06 season. The all-time record shows accurate record after wins were revoked. Team was cited for four season (2002-03, 2003-04, 2004-05, 2005-06).



ALL-TIME SERIES

RECORDS



Abilene Christian Abilene, Texas

1-0

(H: 0-0, A: 0-0, N: 0-1)

Date	Location	Result
Mar. 1, 1983	--	W&I

&-Won by Forfeit
!-NCAA DII Tournament

Alabama A&M Huntsville, Ala.

4-0

(H: 2-0, A: 2-0, N: 0-0)

Date	Location	Result
Nov. 8, 2013	Huntsville, Ala.	W, 76-64
Nov. 14, 2014	Cape Girardeau, Mo.	W, 66-38
Nov. 18, 2015	Huntsville, Ala.	W, 69-58
Dec. 19, 2016	Cape Girardeau, Mo.	W, 75-47

Alabama - Birmingham (UAB) Birmingham, Ala.

0-1

(H: 0-0, A: 0-1, N: 0-0)

Date	Location	Result
Nov. 25, 2011	Birmingham, Ala.	L, 41-64

Alabama State Montgomery, Ala.

0-1

(H: 0-0, A: 0-0, N: 0-1)

Date	Location	Result
Dec. 21, 2008	--	L, 53-60!

!-Tulane DoubleTree Classic

Alaska-Anchorage Anchorage, Alaska

1-0

(H: 0-0, A: 0-0, N: 1-0)

Date	Location	Result
Mar. 8, 1986	--	W, 80-65^

^~NCAA DII Tournament

Alcorn State Alcorn, Miss.

4-1

(H: 1-0, A: 0-0, N: 3-1)

Date	Location	Result
Dec. 6, 1986	Oxford, Miss.	W, 73-49%
Dec. 15, 1991	Cape Girardeau, Mo.	W, 83-54
Nov. 27, 1998	--	L, 59-66\$
Dec. 31, 2003	--	W, 73-63#
Nov. 26, 2016	--	W, 68-50!

%-Ole Miss Dial Classic

\$-Chateau Charles Cowgirl Classic

#-UTSA Classic

!-Southern Miss Thanksgiving Tournament

Arkansas Fayetteville, Ark.

0-1

(H: 0-0, A: 0-0, N: 0-1)

Date	Location	Result
Nov. 29, 2013	--	L, 37-88\$

\$-New Mexico Tournament

Arkansas-Little Rock Little Rock, Ark.

2-2

(H: 1-1, A: 1-1, N: 0-0)

Date	Location	Result
Jan. 3, 2000	Little Rock, Ark.	W, 80-78 ^{OT}
Jan. 2, 2001	Cape Girardeau, Mo.	L, 55-76
Nov. 21, 2008	Cape Girardeau, Mo.	W, 57-45
Dec. 28, 2009	Little Rock, Ark.	L, 55-87

Arkansas Monticello Monticello, Ark.

0-0

(H: 0-0, A: 0-0)

Date	Location	Result
Nov. 22, 2005	Cape Girardeau, Mo.	W, 67-38*

Arkansas State Jonesboro, Ark.

6-4

(H: 3-1, A: 3-3, N: 0-0)

Date	Location	Result
Nov. 10, 1979	Cape Girardeau, Mo.	L, 36-53
Nov. 15, 1980	Jonesboro, Ark.	L, 65-94
Nov. 30, 1983	Cape Girardeau, Mo.	W, 82-74
Jan. 9, 1984	Jonesboro, Ark.	L, 56-66
Dec. 3, 1984	Cape Girardeau, Mo.	W, 81-68
Feb. 3, 1986	Jonesboro, Ark.	W, 83-73
Nov. 20, 1999	Jonesboro, Ark.	L, 69-74!
Nov. 29, 2011	Cape Girardeau, Mo.	W, 56-52
Nov. 19, 2012	Jonesboro, Ark.	W, 52-51
Nov. 13, 2019	Jonesboro, Ark.	W, 79-67

!-Arkansas St. Lady Indian Invitational

Augustana Sioux Falls, S.D.

1-0

(H: 0-0, A: 0-0, N: 1-0)

Date	Location	Result
Dec. 29, 1982	--	W, 86-70#

#-Miami Dial Classic

Austin Peay Clarksville, Tenn.

25-34

(H: 14-14, A: 11-18, N: 0-2)

Date	Location	Result
Jan. 4, 1989	Clarksville, Tenn.	W, 72-58
Jan. 4, 1992	Cape Girardeau, Mo.	W, 79-72
Feb. 1, 1992	Clarksville, Tenn.	W, 69-68

Jan. 11, 1993	Clarksville, Tenn.	W, 70-63
Feb. 22, 1993	Cape Girardeau, Mo.	W, 77-45
Jan. 31, 1994	Clarksville, Tenn.	W, 76-66
Feb. 28, 1994	Cape Girardeau, Mo.	L, 69-78
Jan. 30, 1995	Cape Girardeau, Mo.	W, 88-86
Feb. 27, 1995	Clarksville, Tenn.	L, 73-82
Jan. 15, 1996	Clarksville, Tenn.	L, 60-81
Feb. 10, 1996	Cape Girardeau, Mo.	L, 50-64
Jan. 4, 1997	Clarksville, Tenn.	L, 58-86
Feb. 3, 1997	Cape Girardeau, Mo.	L, 60-77
Dec. 6, 1997	Cape Girardeau, Mo.	W, 77-76
Feb. 4, 1998	Clarksville, Tenn.	L, 58-69
Dec. 12, 1998	Clarksville, Tenn.	W, 69-55
Jan. 12, 1999	Cape Girardeau, Mo.	W, 76-56
Jan. 8, 2000	Cape Girardeau, Mo.	W, 74-72
Feb. 5, 2000	Clarksville, Tenn.	L, 71-95
Jan. 6, 2001	Clarksville, Tenn.	W, 87-80
Feb. 1, 2001	Cape Girardeau, Mo.	L, 66-67
Jan. 26, 2002	Cape Girardeau, Mo.	L, 73-77
Feb. 23, 2002	Clarksville, Tenn.	W, 80-68
Feb. 26, 2002	Clarksville, Tenn.	L, 67-76^
Jan. 25, 2003	Clarksville, Tenn.	L, 45-58
Feb. 22, 2003	Cape Girardeau, Mo.	L, 78-80
Mar. 8, 2003	Nashville, Tenn.	L, 61-85^
Jan. 8, 2004	Cape Girardeau, Mo.	L, 54-64
Jan. 24, 2004	Clarksville, Tenn.	L, 65-68
Mar. 5, 2004	Nashville, Tenn.	L, 55-72^
Jan. 6, 2005	Clarksville, Tenn.	W, 59-56*
Jan. 22, 2005	Cape Girardeau, Mo.	W, 84-52*
Jan. 14, 2006	Cape Girardeau, Mo.	W, 72-54*
Jan. 30, 2006	Clarksville, Tenn.	W, 73-57*
Jan. 13, 2007	Clarksville, Tenn.	L, 60-75
Jan. 29, 2007	Cape Girardeau, Mo.	W, 67-56
Feb. 28, 2007	Cape Girardeau, Mo.	W, 58-54^
Jan. 12, 2008	Clarksville, Tenn.	W, 70-54
Feb. 20, 2008	Cape Girardeau, Mo.	W, 67-47
Dec. 4, 2008	Cape Girardeau, Mo.	L, 50-61
Feb. 28, 2009	Clarksville, Tenn.	L, 74-80 ^{OT}
Dec. 3, 2009	Clarksville, Tenn.	L, 63-76
Feb. 27, 2010	Cape Girardeau, Mo.	L, 60-77
Dec. 2, 2010	Cape Girardeau, Mo.	L, 57-65
Feb. 26, 2011	Clarksville, Tenn.	L, 51-71
Jan. 30, 2012	Cape Girardeau, Mo.	W, 69-60
Feb. 25, 2012	Clarksville, Tenn.	L, 84-88
Jan. 5, 2013	Cape Girardeau, Mo.	W, 71-57
Feb. 4, 2013	Clarksville, Tenn.	W, 69-51
Jan. 4, 2014	Clarksville, Tenn.	W, 75-64
Feb. 3, 2014	Cape Girardeau, Mo.	L, 74-87
Jan. 31, 2015	Clarksville, Tenn.	L, 62-70
Feb. 28, 2015	Cape Girardeau, Mo.	L, 67-72
Jan. 30, 2016	Cape Girardeau, Mo.	W, 71-69
Feb. 27, 2016	Clarksville, Tenn.	L, 71-74
Jan. 28, 2017	Clarksville, Tenn.	L, 74-84
Feb. 25, 2017	Cape Girardeau, Mo.	L, 64-74
Jan. 6, 2018	Clarksville, Tenn.	L, 65-66
Feb. 3, 2018	Cape Girardeau, Mo.	L, 50-61
Jan. 10, 2019	Cape Girardeau, Mo.	W, 64-54
Feb. 21, 2019	Clarksville, Tenn.	L, 54-56





RECORDS

ALL-TIME SERIES

Jan. 02, 2020 Clarksville, Tenn. W, 79-66
Jan. 16, 2020 Cape Girardeau, Mo. W81-43
^OVC Tournament

Ball State Muncie, Ind.

0-1

(H: 0-0, A: 0-1, N: 0-0)

Date	Location	Result
Dec. 7, 2017	Muncie, Ind.	L, 56-69

Baylor Waco, Texas

0-2

(H: 0-1, A: 0-1, N: 0-0)

Date	Location	Result
Dec. 2, 2006	Waco, Texas	L, 47-81
Nov. 29, 2007	Cape Girardeau, Mo.	L, 51-81

Belleville Area CC Belleville, Ill.

0-1

(H: 0-0, A: 0-0, N: 0-0)

Date	Location	Result
1978-1979	--	L, 58-67

Belmont Nashville, Tenn.

5-12

(H: 3-5, A: 1-5, N: 1-2)

Date	Location	Result
Nov. 27, 1981	Cape Girardeau, Mo.	L, 65-66
Feb. 11, 1998	Cape Girardeau, Mo.	W, 63-61
Jan. 21, 1999	Nashville, Tenn.	L, 57-70
Feb. 16, 2000	Cape Girardeau, Mo.	W, 87-72
Dec. 9, 2000	Nashville, Tenn.	W, 81-72
Dec. 31, 2012	Nashville, Tenn.	L, 58-71
Dec. 31, 2013	Cape Girardeau, Mo.	L, 74-81
Jan. 1, 2015	Nashville, Tenn.	L, 39-62
Dec. 31, 2016	Cape Girardeau, Mo.	W, 81-74
Jan. 7, 2017	Nashville, Tenn.	L, 77-89
Mar. 1, 2017	Nashville, Tenn.	L, 59-74^
Dec. 28, 2017	Cape Girardeau, Mo.	L, 57-67
Jan. 31, 2019	Nashville, Tenn.	L, 57-91
Mar. 2, 2019	Cape Girardeau, Mo.	L, 86-92
Mar. 6, 2019	Evansville, Ind.	L, 65-74^
Jan. 9, 2020	Cape Girardeau, Mo.	L, 45-57
Mar. 6, 2020	Evansville, Ind.	W, 114-99^

^OVC Tournament

Bethel College North Newton, Kan.

2-0

(H: 2-0, A: 0-0, N: 0-0)

Date	Location	Result
Dec. 10, 2008	Cape Girardeau, Mo.	W, 73-54
Dec. 9, 2009	Cape Girardeau, Mo.	W, 73-60

Bowling Green State Bowling Green, Ohio

0-1

(H: 0-0, A: 0-0, N: 0-1)

Date	Location	Result
Nov. 28, 2003	--	L, 60-70&

&-Texas-Corpus Christi Tournament

Bradley Peoria, Ill.

2-2

(H: 1-1, A: 1-1, N: 0-0)

Date	Location	Result
Nov. 11, 2013	Cape Girardeau, Mo.	L, 68-72
Nov. 30, 2014	Peoria, Ill.	W<, 70-65
Nov. 25, 2017	Cape Girardeau, Mo.	W, 57-53!
Nov. 11, 2018	Peoria, Ill.	L, 79-85

!-SEMO Thanksgiving Classic

Brigham Young Provo, Utah

0-1

(H: 0-0, A: 0-0, N: 0-1)

Date	Location	Result
Dec. 10, 2004	--	L, 52-62&*

&-Waikiki Beach Marriott Invitational

Buffalo Buffalo, N.Y.

2-0

(H: 1-0, A: 1-0, N: 0-0)

Date	Location	Result
Dec. 22, 2006	Buffalo, NY	W, 61-50
Dec. 29, 2007	Cape Girardeau, Mo.	W, 67-45

Cal Poly Pomona Pomona, Calif.

1-0

(H: 0-0, A: 0-0, N: 1-0)

Date	Location	Result
Mar. 15, 1991	--	W, 82-52^

^NCAA DII Tournament

Carthage Kenosha, Wis.

2-0

(H: 0-0, A: 0-0, N: 2-0)

Date	Location	Result
Jan. 8, 1981	Dekalb, Ill.	W, 67-55%
Jan. 14, 1982	Dekalb, Ill.	W, 75-56%

%-NIU Tournament (Dekalb, Ill.)

Central Arkansas Conway, Ark.

4-3

(H: 2-1, A: 2-2, N: 0-0)

Date	Location	Result
Jan. 3, 1987	Conway, Ark.	L, 64-65
Nov. 14, 2006	Cape Girardeau, Mo.	W, 64-60

Nov. 17, 2007	Conway, Ark.	W, 91-60
Nov. 18, 2008	Cape Girardeau, Mo.	W, 60-41
Dec. 19, 2009	Conway, Ark.	L, 64-72
Dec. 6, 2014	Conway, Ark.	W, 48-46
Dec. 13, 2015	Cape Girardeau, Mo.	L, 54-63

Central Methodist Fayette, Mo.

1-0

(H: 0-0, A: 1-0, N: 0-0)

Date	Location	Result
Nov. 27, 1978	Fayette, Mo.	W, 82-48

Central Michigan Mount Pleasant, Mich.

0-1

(H: 0-0, A: 0-0, N: 0-1)

Date	Location	Result
Dec. 18, 2011	--	L, 59-100@

@-Wright State Holiday Invitational

Central Missouri Warrensburg, Mo.

8-25

(H: 3-6, A: 2-7, N: 3-12)

Date	Location	Result
1975-1976	--	L, 16-107
1976-1977	--	L, 42-105
Dec. 10, 1977	Warrensburg, Mo.	L, 37-111
Dec. 8, 1978	Cape Girardeau, Mo.	L, 41-82
Jan. 22, 1983	Cape Girardeau, Mo.	L, 85-93
Feb. 12, 1983	Warrensburg, Mo.	W, 46-70
Mar. 3, 1983	--	L, 50-71!
Jan. 21, 1984	Warrensburg, Mo.	W, 80-64
Feb. 11, 1984	Cape Girardeau, Mo.	L, 82-83
Mar. 3, 1984	--	L, 65-88^
Jan. 19, 1985	Cape Girardeau, Mo.	L, 62-68
Feb. 16, 1985	Warrensburg, Mo.	L, 71-84
Mar. 1, 1985	--	L, 67-72^
Jan. 18, 1986	Warrensburg, Mo.	L, 78-96
Feb. 15, 1986	Cape Girardeau, Mo.	W, 79-65
Mar. 1, 1986	--	L, 69-77
Mar. 11, 1986	--	L, 64-65!
Jan. 17, 1987	Cape Girardeau, Mo.	W, 70-65
Feb. 14, 1987	Warrensburg, Mo.	L, 51-72
Feb. 28, 1987	--	W, 78-55^
Mar. 7, 1987	--	L, 62-64!
Jan. 23, 1988	Cape Girardeau, Mo.	W, 92-85 ^{OT}
Feb. 20, 1988	Warrensburg, Mo.	L, 59-72
Mar. 5, 1988	--	L, 68-80^
Jan. 21, 1989	Warrensburg, Mo.	L, 78-84
Feb. 18, 1989	Cape Girardeau, Mo.	L, 65-72
Mar. 4, 1989	--	L, 64-68^
Jan. 13, 1990	Warrensburg, Mo.	L, 64-74
Mar. 3, 1990	--	L, 60-72^
Mar. 5, 1990	--	L, 68-79!
Jan. 12, 1991	Cape Girardeau, Mo.	L, 56-62
Mar. 2, 1991	--	W, 85-83^
Mar. 8, 1991	--	W, 80-65!



ALL-TIME SERIES

RECORDS



^~MIAA Tournament
!-NCAA Division II Tournament

Chicago State Chicago, Ill.

3-0

(H: 2-0, A: 1-0, N: 0-0)

Date	Location	Result
Dec. 29, 1979	Cape Girardeau, Mo.	W, 84-53
Dec. 12, 1991	Cape Girardeau, Mo.	W, 64-48
Dec. 4, 1992	Chicago, Ill.	W, 69-58
Dec. 30, 2004	Cape Girardeau, Mo.	W, 61-44*

Christian Brothers Memphis, Tenn.

5-6

(H: 3-2, A: 2-4, N: 0-0)

Date	Location	Result
Jan. 13, 1978	Cape Girardeau, Mo.	L, 50-57
Jan. 26, 1979	Memphis, Tenn.	W, 61-55
Dec. 1, 1979	Memphis, Tenn.	L, 93-103
Jan. 24, 1981	Memphis, Tenn.	L, 73-79
Nov. 19, 1981	Cape Girardeau, Mo.	W, 64-60
Feb. 6, 1982	Memphis, Tenn.	L, 63-68
Nov. 30, 1982	Cape Girardeau, Mo.	W, 60-57
Jan. 8, 1983	Memphis, Tenn.	L, 58-69
Dec. 11, 1987	Memphis, Tenn.	W, 67-38
Nov. 25, 1996	Cape Girardeau, Mo.	L, 57-73
Nov. 14, 1998	Cape Girardeau, Mo.	W, 94-51

Cincinnati Cincinnati, Ohio

0-2

(H: 0-1, A: 0-1, N: 0-0)

Date	Location	Result
Nov. 11, 2016	Cape Girardeau, Mo.	L, 75-83
Nov. 30, 2017	Cincinnati, Ohio	L, 52-65

Cleveland State Cleveland, Ohio

2-0

(H: 1-0, A: 1-0, N: 0-0)

Date	Location	Result
Nov. 29, 1993	Cape Girardeau, Mo.	W, 76-57
Dec. 10, 1994	Cleveland, Ohio	W, 71-67

Colorado Christian Lakewood, Colo.

1-0

(H: 0-0, A: 1-0, N: 0-0)

Date	Location	Result
Jan. 8, 1988	Lakewood, Colo.	W, 79-29

Colorado College Colorado Springs, Colo.

1-0

(H: 0-0, A: 1-0, N: 0-0)

Date	Location	Result
Jan. 5, 1988	Colorado Springs, Colo.	W, 74-66

Cumberland Lebanon, Tenn.

1-0

(H: 1-0, A: 0-0, N: 0-0)

Date	Location	Result
Nov. 20, 2007	Cape Girardeau, Mo.	W, 73-57

Danville Area CC Danville, Ill.

1-0

(H: 0-0, A: 0-0, N: 1-0)

Date	Location	Result
1976-77	--	W, 42-40!
!-Meramec Classic		

Delta State Cleveland, Miss.

3-1

(H: 2-0, A: 1-1, N: 0-0)

Date	Location	Result
Nov. 19, 1988	Cleveland, Ms.	L, 55-74
Dec. 5, 1988	Cape Girardeau, Mo.	W, 65-59
Nov. 16, 1990	Cape Girardeau, Mo.	W, 90-73
Dec. 8, 1990	Cleveland, Ms.	W, 74-73

Detroit Mercy Detroit, Mich.

1-0

(H: 0-0, A: 0-0, N: 1-0)

Date	Location	Result
Dec. 13, 2014	--	W, 61-51\$
\$-Glass City Classic		

East Tennessee State Johnson City, Tenn.

1-2

(H: 1-1, A: 0-1, N: 0-0)

Date	Location	Result
Dec. 7, 1996	Cape Girardeau, Mo.	L, 58-61@
Dec. 28, 2005	Johnson City, Tenn.	L, 74-81*
Dec. 15, 2006	Cape Girardeau, Mo.	W, 73-68
@-Otahkian Shootout		

Eastern Illinois Charleston, Ill.

28-20

(H: 16-7, A: 12-11, N: 0-2)

Date	Location	Result
Nov. 24, 1978	Fulton, Mo.	L, 50-56#
Jan. 22, 1982	Charleston, Ill.	L, 66-81\$
Jan. 25, 1997	Cape Girardeau, Mo.	L, 70-77
Feb. 22, 1997	Charleston, Ill.	L, 54-89
Jan. 24, 1998	Cape Girardeau, Mo.	W, 48-41
Feb. 21, 1998	Charleston, Ill.	L, 54-72
Jan. 23, 1999	Charleston, Ill.	W, 75-64
Feb. 20, 1999	Cape Girardeau, Mo.	W, 101-86
Jan. 22, 2000	Cape Girardeau, Mo.	W, 83-70
Feb. 19, 2000	Charleston, Ill.	W, 89-75
Jan. 20, 2001	Charleston, Ill.	W, 77-71

Feb. 17, 2001	Cape Girardeau, Mo.	L, 47-70
Jan. 5, 2002	Charleston, Ill.	W, 77-68
Feb. 18, 2002	Cape Girardeau, Mo.	W, 79-51
Jan. 4, 2003	Cape Girardeau, Mo.	W, 74-59
Jan. 30, 2003	Charleston, Ill.	W, 82-64
Mar. 4, 2003	Cape Girardeau, Mo.	W, 79-76^
Jan. 13, 2004	Charleston, Ill.	W, 79-66
Feb. 10, 2004	Cape Girardeau, Mo.	W, 77-76
Jan. 11, 2005	Cape Girardeau, Mo.	W, 87-70*
Feb. 8, 2005	Charleston, Ill.	W, 71-56*
Jan. 5, 2006	Cape Girardeau, Mo.	L, 61-70*
Feb. 18, 2006	Cape Girardeau, Mo.	W, 84-76*
Jan. 4, 2007	Cape Girardeau, Mo.	W, 77-60
Feb. 14, 2007	Charleston, Ill.	W, 63-42
Jan. 5, 2008	Charleston, Ill.	W, 55-51
Feb. 14, 2008	Cape Girardeau, Mo.	W, 46-41
Mar. 7, 2008	Nashville, Tenn.	L, 40-52^
Jan. 10, 2009	Cape Girardeau, Mo.	W, 58-51
Feb. 7, 2009	Charleston, Ill.	L, 53-73
Jan. 9, 2010	Cape Girardeau, Mo.	L, 39-67
Feb. 6, 2010	Charleston, Ill.	L, 41-71
Jan. 8, 2011	Cape Girardeau, Mo.	L, 43-68
Feb. 5, 2011	Charleston, Ill.	L, 49-74
Jan. 14, 2012	Cape Girardeau, Mo.	L, 46-73
Feb. 1, 2012	Charleston, Ill.	L, 48-74
Jan. 26, 2013	Charleston, Ill.	L, 62-82
Feb. 9, 2013	Cape Girardeau, Mo.	L, 46-64
Jan. 25, 2014	Cape Girardeau, Mo.	W, 66-49
Feb. 8, 2014	Charleston, Ill.	L, 48-53
Feb. 7, 2015	Cape Girardeau, Mo.	W, 69-65
Feb. 21, 2015	Charleston, Ill.	L, 48-49
Feb. 6, 2016	Charleston, Ill.	L, 59-64
Feb. 20, 2016	Cape Girardeau, Mo.	W, 82-52
Jan. 21, 2017	Cape Girardeau, Mo.	L, 62-71
Feb. 11, 2017	Charleston, Ill.	W, 107-65
Jan. 20, 2018	Charleston, Ill.	W, 77-54
Feb. 14, 2018	Cape Girardeau, Mo.	W, 51-48
Jan. 26, 2019	Cape Girardeau, Mo.	W, 72-57
Feb. 16, 2019	Charleston, Ill.	W, 80-54
Jan. 25, 2020	Charleston, Ill.	W, 77-65
Feb. 27, 2020	Cape Girardeau, Mo.	W, 72-56

^~OVC Tournament
#-Woods Owl Classic
\$-EIU Tournament

Eastern Kentucky Richmond, Ky.

17-30

(H: 9-13, A: 8-16, N: 0-0)

Date	Location	Result
Dec. 1, 1984	Richmond, Ky.	L, 64-70
Jan. 20, 1992	Cape Girardeau, Mo.	L, 57-79
Feb. 15, 1992	Richmond, Ky.	L, 59-78
Jan. 25, 1993	Cape Girardeau, Mo.	L, 60-66
Feb. 15, 1993	Richmond, Ky.	L, 58-65
Jan. 8, 1994	Richmond, Ky.	L, 58-74
Feb. 7, 1994	Cape Girardeau, Mo.	L, 67-83
Jan. 7, 1995	Cape Girardeau, Mo.	L, 79-86
Feb. 5, 1995	Richmond, Ky.	L, 71-78

OVC CHAMPIONS • 2006-07 • 2007-08 // TOURNAMENT CHAMPS • 2006-07 • 2019-20

FOLLOW THE REDHAWKS AT GOSOUTHEAST.COM





RECORDS

ALL-TIME SERIES

Jan. 6, 1996	Richmond, Ky.	L, 73-79
Feb. 5, 1996	Cape Girardeau, Mo.	W, 90-82
Jan. 11, 1997	Cape Girardeau, Mo.	L, 55-71
Feb. 9, 1997	Richmond, Ky.	L, 44-81
Jan. 5, 1998	Richmond, Ky.	L, 58-97
Jan. 31, 1998	Cape Girardeau, Mo.	L, 77-86
Feb. 24, 1998	--	L, 75-92^
Jan. 2, 1999	Cape Girardeau, Mo.	W, 101-93 ^{2OT}
Jan. 25, 1999	Richmond, Ky.	L, 61-62
Jan. 29, 2000	Cape Girardeau, Mo.	W, 87-66
Feb. 26, 2000	Richmond, Ky.	L, 86-91 ^{OT}
Jan. 29, 2001	Richmond, Ky.	L, 82-89
Feb. 22, 2001	Cape Girardeau, Mo.	L, 82-91
Jan. 10, 2002	Cape Girardeau, Mo.	L, 67-94
Feb. 9, 2002	Richmond, Ky.	L, 73-82
Jan. 13, 2003	Richmond, Ky.	L, 77-88
Feb. 8, 2003	Cape Girardeau, Mo.	L, 75-81
Feb. 19, 2004	Cape Girardeau, Mo.	W, 88-78
Feb. 17, 2005	Richmond, Ky.	L, 62-66*
Mar. 5, 2005	Nashville, Tenn.	L, 73-84 ^{2OT^*}
Jan. 2, 2006	Cape Girardeau, Mo.	W, 84-78*
Feb. 11, 2006	Richmond, Ky.	W, 87-86 ^{OT*}
Jan. 2, 2007	Richmond, Ky.	W, 64-62
Feb. 10, 2007	Cape Girardeau, Mo.	W, 73-72
Feb. 9, 2008	Richmond, Ky.	W, 72-67
Feb. 23, 2008	Cape Girardeau, Mo.	W, 68-52
Jan. 17, 2009	Cape Girardeau, Mo.	W, 71-54
Feb. 12, 2009	Richmond, Ky.	W, 66-56
Jan. 16, 2010	Richmond, Ky.	W, 43-41
Feb. 11, 2010	Cape Girardeau, Mo.	L, 45-50
Jan. 15, 2011	Cape Girardeau, Mo.	W, 74-58
Feb. 10, 2011	Richmond, Ky.	W, 64-57
Jan. 7, 2012	Richmond, Ky.	L, 37-52
Feb. 2, 2013	Cape Girardeau, Mo.	L, 49-53
Feb. 1, 2014	Richmond, Ky.	L, 56-75
Jan. 10, 2015	Cape Girardeau, Mo.	L, 54-57
Jan. 9, 2016	Richmond, Ky.	L, 55-56
Dec. 31, 2016	Cape Girardeau, Mo.	L, 63-74
Jan. 13, 2018	Cape Girardeau, Mo.	W, 69-55
Feb. 22, 2018	Richmond, Ky.	W, 66-52
Jan. 19, 2019	Richmond, Ky.	W, 52-42
Feb. 01, 2020	Richmond, Ky.	W, 60-44

Eastern Michigan Ypsilanti, Mich.

0-1

(H: 0-0, A: 0-1, N: 0-0)

Date	Location	Result
Nov. 19, 2019	Ypsilanti, Mich.	L, 64-69

Eastern Washington Cheney, Wash.

0-1

(H: 0-0, A: 0-0, N: 0-1)

Date	Location	Result
Nov. 26, 2000--		L, 64-67#
#-Fresno State Classic		

Elmhurst Elmhurst, Ill. 1-0 (H: 0-0, A: 0-0, N: 1-0)

Date	Location	Result
Jan. 7, 1980	--	W, 77-36%
%--Chicago Shootout		

Evangel Springfield, Mo. 2-1 (H: 2-0, A: 0-1, N: 0-0)

Date	Location	Result
Feb. 13, 1981	Springfield, Mo.	L, 47-66
Feb. 12, 1982	Cape Girardeau, Mo.	W, 76-48
Nov. 24, 2017	Cape Girardeau, Mo.	W, 72-60!
!-SEMO Thanksgiving Classic		

Evansville Evansville, Ind. 8-3 (H: 5-0, A: 3-2, N: 0-1)

Date	Location	Result
Jan. 28, 1981	Evansville, Ind.	W < 70-68
Feb. 16, 1982	Cape Girardeau, Mo.	W, 101-65
Dec. 8, 1982	Evansville, Ind.	L, 58-63
Feb. 8, 1984	Cape Girardeau, Mo.	W, 87-64
Nov. 26, 1991	Evansville, Ind.	L, 63-65
Jan. 3, 1994	Cape Girardeau, Mo.	W, 88-61
Mar. 20, 2008	--	L, 58-60^
Nov. 20, 2016	Evansville, Ind.	W, 76-74
Dec. 19, 2017	Cape Girardeau, Mo.	W, 74-65
Dec. 8, 2018	Evansville, Ind.	W, 54-50
Nov. 10, 2019	Cape Girardeau, Mo.	W, 83-60
^--WNIT		

Florida International Miami, Fla. 2-0 (H: 0-0, A: 0-0, N: 2-0)

Date	Location	Result
Dec. 31, 1982	--	W, 81-67#
Jan. 7, 1984	--	W, 74-61
#-Miami Dial Classic		

Florida State Tallahassee, Fla. 0-2 (H: 0-1, A: 0-1, N: 0-0)

Date	Location	Result
Nov. 17, 2006	Cape Girardeau, Mo.	L, 50-64
Nov. 25, 2008	Tallahassee, Fla.	L, 31-62

Forest Park St. Louis, Mo. 4-3 (H: 1-0, A: 2-1, N: 0-0)

Date	Location	Result
1975-1976	--	L, 43-47

1975-76	--	L, 43-68
1976-77	--	W, 64-47
Jan. 25, 1978	St. Louis, Mo.	W+
Feb. 3, 1978	St. Louis, Mo.	W+
Feb. 14, 1978	St. Louis, Mo.	L, 49-55
Dec. 20, 1978	Cape Girardeau, Mo.	W, 71-46
+-Game results not available		

Gardner-Webb Boiling Springs, N.C. 1-0 (H: 0-0, A: 0-0, N: 1-0)

Date	Location	Result
Dec. 21, 2002	--	W, 98-63

George Mason Fairfax, Va. 0-1 (H: 0-0, A: 0-0, N: 1-0)

Date	Location	Result
Nov. 18, 2017	--	L, 38-57!
!-Preseason WNIT		

Greenville Greenville, Ill. 0-1 (H: 0-0, A: 0-1, N: 0-0)

Date	Location	Result
Feb. 14, 1979	Greenville, Ill.	L, 57-63

Hannibal-La Grange Hannibal, Mo. 1-0 (H: 1-0, A: 0-0, N: 0-0)

Date	Location	Result
Nov. 14, 2016	Cape Girardeau, Mo.	W, 99-52

Harris-Stowe St. Louis, Mo. 5-0 (H: 5-0, A: 0-0, N: 0-0)

Date	Location	Result
Nov. 21, 2006	Cape Girardeau, Mo.	W, 101-78
Feb. 4, 2008	Cape Girardeau, Mo.	W, 73-45
Nov. 16, 2015	Cape Girardeau, Mo.	W, 78-66
Dec. 29, 2018	Cape Girardeau, Mo.	W, 80-65
Dec. 29, 2019	Cape Girardeau, Mo.	W, 106-64

Hawaii Honolulu, Hawaii 1-0 (H: 0-0, A: 0-0, N: 1-0)

Date	Location	Result
Dec. 9, 2004	--	W, 79-69&*
&-Wakiki Beach Marriott Invitational		



ALL-TIME SERIES

RECORDS


Henderson State
Arkadelphia, Ark.
2-0

(H: 2-0, A: 0-0, N: 0-0)

Date	Location	Result
Nov. 22, 2002	Cape Girardeau, Mo.	W, 85-55
Nov. 26, 2005	Cape Girardeau, Mo.	W, 79-66*
Nov. 13, 2007	Cape Girardeau, Mo.	W, 59-58

%–Southeast Hospital Classic

Houston
Houston, Texas
0-1

(H: 0-0, A: 0-0, N: 0-1)

Date	Location	Result
Nov. 23, 2012	--	L, 44-61!

!–David Jones Classic

Idaho
Moscow, Idaho
0-1

(H: 0-0, A: 0-0, N: 0-1)

Date	Location	Result
Dec. 14, 2014	--	L, 62-78!

!–Glass City Classic

Idaho State
Pocatello, Idaho
0-1

(H: 0-0, A: 0-0, N: 0-1)

Date	Location	Result
Nov. 27, 2015	--	L, 64-65!

!–UTEP Thanksgiving Classic

Illinois College
Jacksonville, Ill.
1-1

(H: 0-0, A: 0-1, N: 1-0)

Date	Location	Result
Feb. 21, 1981	Jacksonville, Ill.	W, 84-47
Nov. 27, 2004	--	W, 85-62&*
Dec. 18, 2004	Chicago, Ill.	L, 76-78*

&–Healthpoint Plaza Thanksgiving Classic

Illinois at Chicago
Chicago, Ill.
2-2

(H: 1-1, A: 0-1, N: 0-0)

Date	Location	Result
Nov. 25, 1995	Cape Girardeau, Mo.	L, 45-59!
Nov. 15, 2011	Chicago, Ill.	L, 54-69
Jan. 4, 1983	--	W, 74-61
Dec. 1, 2012	Cape Girardeau, Mo.	W, 67-62

!–Otahkian Shootout

Illinois-Springfield
Springfield, Ill.
3-0

(H: 3-0, A: 0-0, N: 0-0)

Date	Location	Result
Dec. 12, 2013	Cape Girardeau, Mo.	W, 72-56
Dec. 21, 2014	Cape Girardeau, Mo.	W, 73-56
Dec. 3, 2018	Cape Girardeau, Mo.	W, 82-46

Indiana State
Terre Haute, Ind.
1-6

(H: 0-3, A: 1-2, N: 0-0)

Date	Location	Result
Nov. 21, 1998	Terre Haute, Ind.	L, 56-78
Dec. 10, 1999	Cape Girardeau, Mo.	L, 58-77
Dec. 20, 2002	--	L, 71-82
Nov. 28, 2008	Cape Girardeau, Mo.	L, 72-75
Nov. 24, 2009	Terre Haute, Ind.	L, 28-72
Nov. 29, 2018	Cape Girardeau, Mo.	L, 51-62
Dec. 21, 2019	Terre Haute, Ind.	W, 68-58

IU-Southeast
New Albany, Ind.
1-0

(H: 1-0, A: 0-0, N: 0-0)

Date	Location	Result
Nov. 3, 2017	Cape Girardeau, Mo.	W, 76-53

Indianapolis
Indianapolis, Ind.
1-0

(H: 1-0, A: 0-0, N: 0-0)

Date	Location	Result
Nov. 30, 1990	Cape Girardeau, Mo.	W, 73-57@

@–Otahkian Shootout

Jackson State
Jackson, Miss.
1-0

(H: 0-0, A: 0-0, N: 1-0)

Date	Location	Result
Nov. 13, 2010	--	W, 55-37!

!–Inn at Ole Miss Classic

Jacksonville State
Jacksonville, Ala.
16-7

(H: 9-2, A: 7-5, N: 0-0)

Date	Location	Result
Jan. 29, 2004	Jacksonville, Ala.	L, 83-95
Jan. 27, 2005	Cape Girardeau, Mo.	W, 94-51*
Dec. 20, 2005	Jacksonville, Ala.	W, 83-76*
Feb. 25, 2006	Cape Girardeau, Mo.	W, 82-72*
Dec. 17, 2006	Cape Girardeau, Mo.	W, 90-83
Feb. 24, 2007	Jacksonville, Ala.	W, 85-50
Dec. 20, 2007	Jacksonville, Ala.	W, 83-71
Mar. 1, 2008	Cape Girardeau, Mo.	W, 85-42
Mar. 4, 2008	Cape Girardeau, Mo.	W, 67-45^

Jan. 5, 2009	Jacksonville, Ala.	W, 82-60
Jan. 29, 2009	Cape Girardeau, Mo.	W, 57-37
Jan. 4, 2010	Cape Girardeau, Mo.	W, 56-53
Jan. 28, 2010	Jacksonville, Ala.	W, 52-47
Dec. 19, 2011	Jacksonville, Ala.	L, 48-62
Jan. 27, 2011	Cape Girardeau, Mo.	L, 49-51
Jan. 2, 2012	Cape Girardeau, Mo.	W, 66-48
Feb. 23, 2012	Jacksonville, Ala.	W, 54-47
Feb. 23, 2013	Jacksonville, Ala.	L, 57-60
Feb. 22, 2014	Cape Girardeau, Mo.	W, 59-48
Jan. 14, 2015	Jacksonville, Ala.	L, 34-70
Jan. 13, 2016	Cape Girardeau, Mo.	W, 61-47
Feb. 1, 2017	Jacksonville, Ala.	W, 65-58
Jan. 27, 2018	Jacksonville, Ala.	L, 48-55
Feb. 9, 2019	Cape Girardeau, Mo.	L, 39-56
Feb. 6, 2020	Cape Girardeau, Mo.	W, 79-52
Feb. 20, 2020	Jacksonville, Ala.	L, 51-72

Johnson C. Smith
Charlotte, N.C.
1-0

(H: 0-0, A: 1-0, N: 0-0)

Date	Location	Result
Dec. 2, 1989	Charlotte, NC	W, 78-43&

&–JC Smith Tournament

Kansas
Lawrence, Kan.
0-2

(H: 0-0, A: 0-2, N: 0-0)

Date	Location	Result
Nov. 14, 2012	Lawrence, Kan.	L, 58-68
Dec. 10, 2017	Lawrence, Kan.	L, 50-51

Kansas State
Manhattan, Kan.
0-1

(H: 0-0, A: 0-0, N: 0-1)

Date	Location	Result
Dec. 30, 2003	--	L, 42-78\$

\$–UTSA Classic

Kentucky Wesleyan
Owensboro, Ky.
5-1

(H: 4-0, A: 1-1, N: 0-0)

Date	Location	Result
Dec. 4, 1982	Cape Girardeau, Mo.	W, 75-51
Dec. 8, 1983	Owensboro, Ky.	W, 67-49
Dec. 7, 1985	Cape Girardeau, Mo.	W, 93-39
Dec. 7, 1989	Owensboro, Ky.	L, 70-73
Dec. 30, 1989	Cape Girardeau, Mo.	W, 77-43
Dec. 1, 1993	Cape Girardeau, Mo.	W, 90-54





RECORDS

ALL-TIME SERIES

Langston Langston, Okla. 0-1

(H: 0-1, A: 0-0, N: 0-0)

Date	Location	Result
Nov. 24, 1979	Cape Girardeau, Mo.	L, 62-77

Lincoln Lincoln, Mo. 18-8

(H: 9-3, A: 8-4, N: 1-0)

Date	Location	Result
1976-1977	--	L, 52-58
Jan. 18, 1978	Cape Girardeau, Mo.	L, 54-55
Feb. 11, 1978	Lincoln, Mo.	L, 44-77
Nov. 13, 1979	Lincoln, Mo.	L, 53-61
Jan. 19, 1980	Cape Girardeau, Mo.	L, 59-60
Nov. 14, 1980	Cape Girardeau, Mo.	L, 70-82
Feb. 6, 1981	Lincoln, Mo.	L, 60-73
Dec. 1, 1981	Lincoln, Mo.	W, 78-39
Jan. 20, 1982	Cape Girardeau, Mo.	W, 82-59
Jan. 29, 1983	Cape Girardeau, Mo.	W, 81-66
Feb. 19, 1983	Lincoln, Mo.	W, 68-60
Jan. 28, 1984	Lincoln, Mo.	W, 85-68
Feb. 18, 1984	Cape Girardeau, Mo.	W, 78-58
Jan. 30, 1985	Lincoln, Mo.	L, 54-67
Feb. 20, 1985	Cape Girardeau, Mo.	W, 64-56
Jan. 29, 1986	Cape Girardeau, Mo.	W, 92-46
Feb. 19, 1986	Lincoln, Mo.	W, 90-70
Feb. 27, 1986	--	W, 96-75 [^]
Jan. 28, 1987	Lincoln, Mo.	W, 87-48
Feb. 18, 1987	Cape Girardeau, Mo.	W, 72-49
Feb. 3, 1988	Lincoln, Mo.	W, 74-56
Feb. 24, 1988	Cape Girardeau, Mo.	W, 83-48
Feb. 1, 1989	Cape Girardeau, Mo.	W, 84-67
Feb. 22, 1989	Lincoln, Mo.	W, 92-70
Feb. 24, 1990	Cape Girardeau, Mo.	W, 91-43
Feb. 23, 1991	Lincoln, Mo.	W, 81-44

Lindenwood St. Charles, Mo. 1-0

(H: 1-0, A: 0-0, N: 0-0)

Date	Location	Result
Dec. 3, 2012	Cape Girardeau, Mo.	W, 66-56

Lindenwood-Belleville Belleville, Ill. 1-0

(H: 1-0, A: 0-0, N: 0-0)

Date	Location	Result
Dec. 30, 2010	Cape Girardeau, Mo.	W, 77-46

Lipscomb Nashville, Tenn. 6-2

(H: 3-1, A: 3-1, N: 0-0)

Date	Location	Result
Dec. 9, 1986	Cape Girardeau, Mo.	W, 70-48
Jan. 7, 1989	Nashville, Tenn.	W, 86-75
Nov. 29, 2000	Cape Girardeau, Mo.	L, 60-61
Nov. 27, 2001	Nashville, Tenn.	W, 72-58
Dec. 5, 2002	Cape Girardeau, Mo.	W, 71-50
Dec. 20, 2003	Nashville, Tenn.	L, 47-52
Dec. 8, 2015	Nashville, Tenn.	W, 84-69
Dec. 6, 2016	Cape Girardeau, Mo.	W, 79-63

Longwood Farmington, Va. 1-0

(H: 0-0, A: 0-0, N: 1-0)

Date	Location	Result
Dec. 20, 2011	--	W, 56-52& &-Wright State Holiday Invitational

Louisiana-Lafayette Previously SW Louisiana Lafayette, La. 1-2

(H: 1-0, A: 0-1, N: 0-1)

Date	Location	Result
Jan. 3, 1986	Lafayette, LA	L, 70-72
Nov. 25, 1994	Cape Girardeau, Mo.	W, 73-60!
Nov. 25, 2016	--	L, 78-82 ^{OT} \$

\$-Southern Miss Thanksgiving Tournament
!-Otahekian Shootout

Louisiana Tech Ruston, La. 0-1

(H: 0-0, A: 0-0, N: 0-1)

Date	Location	Result
Nov. 27, 1999	Las Vegas, NV	L, 54-96!

!-UNLV Lady Rebel Shootout

Louisville Louisville, Ky. 0-2

(H: 0-0, A: 0-2, N: 0-0)

Date	Location	Result
Nov. 19, 2010	Louisville, Ky.	L, 43-97
Nov. 10, 2017	Louisville, Ky.	L, 40-80

Lyon College Batesville, Ark. 0-0

(H: 0-0, A: 0-0, N: 0-0)

Date	Location	Result
Nov. 23, 2004	Cape Girardeau, Mo.	W, 105-45*

MacMurray Jacksonville, Ill. 1-0

(H: 0-0, A: 1-0, N: 0-0)

Date	Location	Result
Feb. 20, 1981	Jacksonville, Ill.	W, 92-49

Martin Methodist Pulaski, Tenn. 1-0

(H: 1-0, A: 0-0, N: 0-0)

Date	Location	Result
Dec. 28, 2006	Cape Girardeau, Mo.	W, 93-53

Maryville (St. Louis) St. Louis, Mo. 0-0

(H: 0-0, A: 0-0)

Date	Location	Result
Nov. 23, 2010	Cape Girardeau, Mo.	W, 61-48

McKendree Lebanon, Ill. 0-0

(H: 0-0, A: 0-0, N: 0-0)

Date	Location	Result
1978-1979	--	W, 85-36
Jan. 17, 1980	Cape Girardeau, Mo.	W, 93-55
Feb. 23, 1982	Cape Girardeau, Mo.	W, 77-58
Dec. 10, 1984	Cape Girardeau, Mo.	W, 85-50
Dec. 8, 1986	Cape Girardeau, Mo.	W, 89-46
Oct. 29, 2017	Cape Girardeau, Mo.	W, 61-34

Memphis Previously Memphis State Memphis, Tenn. 0-4

(H: 0-0, A: 0-2, N: 0-0)

Date	Location	Result
1976-1977	--	L, 29-93
1976-1977	--	L, 24-109
Dec. 16, 2016	Memphis, Tenn.	L, 63-65
Dec. 17, 2018	Memphis, Tenn.	L, 57-69

Meramec St. Louis, Mo. 4-5

(H: 1-0, A: 0-1, N: 0-0)

Date	Location	Result
1975-1976	--	L, 61-66
1976-1977	--	L, 51-57!
1976-1977	--	L, 55-79
Nov. 10, 1977	--	L+
Nov. .29, 1977	--	L+
Jan. 9, 1978	--	W+
Jan. 16, 1978	--	W+
1978-1979	--	W, 61-59
Feb. 13, 1979	Cape Girardeau, Mo.	W, 61-59

+Game results not available

!-Meramec Classic



ALL-TIME SERIES

RECORDS



Metropolitan State Saint Paul, Minn. 1-0

(H: 0-0, A: 1-0, N: 0-0)

Date	Location	Result
Jan. 6, 1988	Saint Paul, MN	W, 83-57

Middle Tennessee State Murfreesboro, Tenn. 4-16

(H: 2-7, A: 2-7, N: 0-2)

Date	Location	Result
Jan. 11, 1992	Murfreesboro, Tenn.	L, 57-81
Feb. 24, 1992	Cape Girardeau, Mo.	L, 67-82
Jan. 30, 1993	Cape Girardeau, Mo.	L, 58-65
Feb. 27, 1993	Murfreesboro, Tenn.	L, 65-75
Jan. 17, 1994	Cape Girardeau, Mo.	L, 67-70
Feb. 14, 1994	Murfreesboro, Tenn.	W, 68-64
Mar. 5, 1994	--	L, 70-71^
Jan. 16, 1995	Murfreesboro, Tenn.	L, 64-73
Feb. 11, 1995	Cape Girardeau, Mo.	L, 67-78
Jan. 13, 1996	Murfreesboro, Tenn.	L, 64-78
Feb. 12, 1996	Cape Girardeau, Mo.	W, 82-81
Jan. 18, 1997	Murfreesboro, Tenn.	W, 74-73 ^{OT}
Feb. 17, 1997	Cape Girardeau, Mo.	L, 63-78
Jan. 10, 1998	Cape Girardeau, Mo.	L, 71-89
Feb. 7, 1998	Murfreesboro, Tenn.	L, 67-95
Jan. 7, 1999	Murfreesboro, Tenn.	L, 75-82
Feb. 4, 1999	Cape Girardeau, Mo.	W, 76-73
Dec. 4, 1999	Murfreesboro, Tenn.	L, 81-85 ^{OT}
Feb. 8, 2000	Cape Girardeau, Mo.	L, 58-67
Feb. 29, 2000	--	L, 57-76^

Milikin Decatur, Ill. 2-0

(H: 0-1, A: 0-2, N: 0-0)

Date	Location	Result
Dec. 28, 1982	--	W, 88-59#
Dec. 9, 1985	Decatur, Ill.	W, 93-67

Minnesota State - Mankato Makato, Minn. 1-0

(H: 0-0, A: 0-0, N: 1-0)

Date	Location	Result
Dec. 2, 1988	Highland Hts., Ky.	W, 70-46#

Mississippi State Starkville, Miss. 0-2

(H: 0-0, A: 0-2, N: 0-0)

Date	Location	Result
Dec. 11, 1982	Starkville, Miss.	L, 44-77
Nov. 6, 2018	Starkville, Miss.	L, 53-88

Mississippi Valley State Bena, Miss. 2-1

(H: 1-0, A: 0-1, N: 1-0)

Date	Location	Result
Nov. 19, 1999	Jonesboro, Ark.	W, 77-42!
Dec. 4, 2000	Itta Bena, Miss.	L, 63-69 ^{OT}
Dec. 30, 2000	Cape Girardeau, Mo.	W, 78-44

!-Arkansas State Lady Indian Invitational

Missouri Columbia, Mo. 1-17

(H: 1-4, A: 0-12, N: 0-1)

Date	Location	Result
1975-76	Columbia, Mo.	L, 44-95
1976-77	Cape Girardeau, Mo.	L, 39-97
1976-77	Columbia, Mo.	L, 55-89
Nov. 28, 1978	Columbia, Mo.	L, 36-101
Nov. 22, 1991	Cape Girardeau, Mo.	L, 57-68
Dec. 31, 1991	Columbia, Mo.	L, 50-58
Dec. 11, 1993	Columbia, Mo.	L, 60-89
Dec. 7, 1994	Cape Girardeau, Mo.	L, 58-69
Dec. 9, 1995	Columbia, Mo.	L, 62-75
Dec. 2, 1996	Cape Girardeau, Mo.	L, 65-103
Nov. 20, 1997	Columbia, Mo.	L, 53-76
Nov. 24, 1998	Cape Girardeau, Mo.	W, 90-71
Dec. 1, 2001	Edinburg, Texas	L, 62-80#
Dec. 29, 2008	Columbia, Mo.	L, 31-60
Nov. 29, 2012	Columbia, Mo.	L, 51-80
Nov. 21, 2013	Columbia, Mo.	L, 57-62
Nov. 17, 2014	Columbia, Mo.	L, 42-88
Dec. 2, 2015	Columbia, Mo.	L, 32-74

#-Texas-Pan American Classic

Missouri Baptist St. Louis, Mo. 8-0

(H: 6-0, A: 2-0, N: 0-0)

Date	Location	Result
Dec. 8, 1987	Cape Girardeau, Mo.	W, 106-57
Nov. 23, 1988	Creve Coeur, Mo.	W, 97-50
Nov. 17, 1989	Cape Girardeau, Mo.	W, 94-65
Dec. 29, 1990	Creve Coeur, Mo.	W, 86-54
Jan. 2, 2002	Cape Girardeau, Mo.	W, 70-53
Feb. 4, 1991	Cape Girardeau, Mo.	W, 94-44
Jan. 6, 1992	Cape Girardeau, Mo.	W, 81-42
Nov. 17, 2000	Cape Girardeau, Mo.	W, 83-53

Missouri State Springfield, Mo. 2-12

(H: 2-5, A: 0-5, N: 0-0)

Date	Location	Result
1975-1976	--	L, 44-95
1976-1977	--	L, 38-93
Jan. 28, 1978	Cape Girardeau, Mo.	L, 49-73
Nov. 18, 1978	Springfield, Mo.	L, 67-69
Feb. 1, 1980	Cape Girardeau, Mo.	L, 54-63

Nov. 18, 1980	Cape Girardeau, Mo.	L, 69-84
Jan. 29, 1982	Cape Girardeau, Mo.	W, 84-68
Nov. 26, 2002	Springfield, Mo.	L, 76-85*
Dec. 23, 2003	Springfield, Mo.	L, 59-87*
Dec. 22, 2004	Cape Girardeau, Mo.	L, 64-73*
Nov. 14, 2008	Cape Girardeau, Mo.	W, 67-64
Nov. 21, 2009	Springfield, Mo.	L, 46-72
Dec. 21, 2012	Cape Girardeau, Mo.	L, 55-69
Dec. 21, 2013	Springfield, Mo.	L, 66-77

Missouri Southern State Joplin, Mo. 6-0

(H: 2-0, A: 3-0, N: 1-0)

Date	Location	Result
Nov. 26, 1978	--	W, 73-66#
Dec. 11, 1981	Joplin, Mo.	W, 75-70
Jan. 17, 1990	Cape Girardeau, Mo.	W, 98-55
Feb. 7, 1990	Joplin, Mo.	W, 80-62
Jan. 16, 1991	Joplin, Mo.	W, 64-51
Feb. 6, 1991	Cape Girardeau, Mo.	W, 68-60

#-Woods Owl Classic

Missouri Western State Saint Joseph, Mo. 2-0

(H: 1-0, A: 0-0, N: 0-0)

Date	Location	Result
Jan. 20, 1990	St. Joseph, Mo.	W, 71-58
Jan. 19, 1991	Cape Girardeau, Mo.	W, 78-61

Missouri-Kansas City Kansas City, Mo. 7-3

(H: 4-1, A: 3-2)

Date	Location	Result
Dec. 3, 1991	Kansas City, Mo.	L, 51-70
Feb. 6, 1993	Cape Girardeau, Mo.	L, 50-75
Feb. 21, 1994	Kansas City, Mo.	W, 84-64
Nov. 28, 1994	Cape Girardeau, Mo.	W, 63-58
Nov. 23, 1999	Cape Girardeau, Mo.	W, 70-71^
Nov. 21, 2000	Kansas City, Mo.	W, 65-48
Nov. 12, 2012	Kansas City, Mo.	L, 64-69
Nov. 14, 2013	Cape Girardeau, Mo.	W, 76-74
Dec. 10, 2014	Kansas City, Mo.	W, 65-50
Nov. 20, 2015	Cape Girardeau, Mo.	W, 78-65

^UMKC forfeit due to using ineligible players.

Missouri-Rolla Rolla, Mo. 23-8

(H: 11-4, A: 9-4, N: 0-0)

Date	Location	Result
Dec. 3, 1977	Cape Girardeau, Mo.	L, 41-99
Dec. 9, 1977	Rolla, Mo.	L+
Dec. 1, 1978	Cape Girardeau, Mo.	L, 49-58
Feb. 2, 1979	Rolla, Mo.	L, 50-71
Nov. 20, 1979	Rolla, Mo.	L, 60-69
Jan. 28, 1980	Cape Girardeau, Mo.	L, 49-71

OVC CHAMPIONS • 2006-07 • 2007-08 // TOURNAMENT CHAMPS • 2006-07 • 2019-20

FOLLOW THE REDHAWKS AT GOSOUTHEAST.COM





RECORDS

ALL-TIME SERIES

Nov. 24, 1980	Cape Girardeau, Mo.	W, 60-57
Feb. 9, 1981	Cape Girardeau, Mo.	L, 56-57
Nov. 28, 1981	--	W, 83-68&
Dec. 4, 1981	Rolla, Mo.	W, 73-64
Feb. 13, 1982	Cape Girardeau, Mo.	W, 84-62
Jan. 26, 1983	Rolla, Mo.	W, 87-54
Feb. 16, 1983	Cape Girardeau, Mo.	W, 80-44
Jan. 25, 1984	Cape Girardeau, Mo.	W, 78-41
Feb. 15, 1984	Rolla, Mo.	W, 90-63
Jan. 9, 1985	Cape Girardeau, Mo.	W, 89-41
Feb. 2, 1985	Rolla, Mo.	L, 69-72
Jan. 8, 1986	Rolla, Mo.	W, 87-69
Feb. 1, 1986	Cape Girardeau, Mo.	W, 90-41
Jan. 7, 1987	Cape Girardeau, Mo.	W, 73-72
Jan. 31, 1987	Rolla, Mo.	W, 71-67
Feb. 26, 1987	--	W, 76-64^
Jan. 13, 1988	Rolla, Mo.	W, 72-40
Feb. 6, 1988	Cape Girardeau, Mo.	W, 60-47
Jan. 11, 1989	Cape Girardeau, Mo.	W, 86-73
Feb. 4, 1989	Rolla, Mo.	W, 63-54
Mar. 2, 1989	--	W, 68-53^
Feb. 3, 1990	Rolla, Mo.	W, 75-58
Feb. 21, 1990	Cape Girardeau, Mo.	W, 73-53
Feb. 2, 1991	Cape Girardeau, Mo.	W, 71-56
Feb. 20, 1991	Rolla, Mo.	W, 64-52

^~MIAA Tournament
&-UMSL Tourn. (St. Louis, Mo.)
+-Game Results not available

Missouri-Saint Louis

St. Louis, Mo.

28-5

(H: 17-0, A: 11-3, N: 0-0)

Date	Location	Result
1975-1976	--	L, 31-71
1976-1977	--	L, 34-70
Jan. 31, 1978	St. Louis, Mo.	W, 63-46
Jan. 23, 1979	Cape Girardeau, Mo.	W, 67-58
Jan. 21, 1980	Cape Girardeau, Mo.	W, 56-53
Jan. 30, 1980	St. Louis, Mo.	L, 35-60
Jan. 21, 1981	Cape Girardeau, Mo.	W, 83-66
Feb. 18, 1981	St. Louis, Mo.	L, 47-70
Nov. 29, 1981	St. Louis, Mo.	L, 69-72!
Dec. 9, 1981	St. Louis, Mo.	W, 80-63
Feb. 3, 1982	Cape Girardeau, Mo.	W, 70-63
Feb. 25, 1982	Cape Girardeau, Mo.	W, 56-45
Jan. 12, 1983	St. Louis, Mo.	W, 74-61
Feb. 26, 1983	Cape Girardeau, Mo.	W, 96-60
Jan. 11, 1984	Cape Girardeau, Mo.	W, 90-61
Feb. 25, 1984	St. Louis, Mo.	W, 83-66
Jan. 23, 1985	Cape Girardeau, Mo.	W, 69-59
Feb. 13, 1985	St. Louis, Mo.	W, 69-64
Jan. 22, 1986	St. Louis, Mo.	W, 70-66
Feb. 12, 1986	Cape Girardeau, Mo.	W, 84-56
Jan. 21, 1987	Cape Girardeau, Mo.	W, 75-50
Feb. 11, 1987	St. Louis, Mo.	W, 72-55
Jan. 27, 1988	St. Louis, Mo.	W, 70-64 ^{OT}
Feb. 17, 1988	Cape Girardeau, Mo.	W, 77-44
Jan. 25, 1989	Cape Girardeau, Mo.	W, 80-60

Feb. 15, 1989	St. Louis, Mo.	W, 76-52
Jan. 10, 1990	Cape Girardeau, Mo.	W, 89-63
Jan. 31, 1990	St. Louis, Mo.	W, 87-53
Jan. 9, 1991	St. Louis, Mo.	W, 91-67
Jan. 30, 1991	Cape Girardeau, Mo.	W, 78-38
Dec. 8, 1992	Cape Girardeau, Mo.	W, 81-58
Nov. 13, 2009	Cape Girardeau, Mo.	W, 66-53
Nov. 5, 2019	Cape Girardeau, Mo.	W, 70-56

!-UMSL Tourn. (St. Louis, Mo.)

Missouri Valley Marshall, Mo.

1-0

(H: 1-0, A: 0-0, N: 0-0)

Date	Location	Result
Nov. 14, 2017	Cape Girardeau, Mo.	W, 69-34

Montana Missoula, Mont.

0-1

(H: 0-0, A: 0-0, N: 0-1)

Date	Location	Result
Nov. 16, 2001	--	L, 63-78\$

\$-Lady Tiger Tournament

Morehead State Morehead, Ky.

24-21

(H: 14-9, A: 10-12)

Date	Location	Result
Mar. 10, 1982	--	W, 60-46^
Jan. 18, 1992	Cape Girardeau, Mo.	W, 85-84
Feb. 17, 1992	Morehead, Ky.	W, 70-69
Jan. 23, 1993	Cape Girardeau, Mo.	W, 80-75
Feb. 13, 1993	Morehead, Ky.	W, 74-62
Jan. 10, 1994	Morehead, Ky.	L, 73-80
Feb. 5, 1994	Cape Girardeau, Mo.	W, 72-54
Jan. 9, 1995	Cape Girardeau, Mo.	W, 81-78
Feb. 4, 1995	Morehead, Ky.	W, 87-69
Jan. 8, 1996	Morehead, Ky.	L, 83-95
Feb. 3, 1996	Cape Girardeau, Mo.	W, 84-79
Jan. 13, 1997	Cape Girardeau, Mo.	W, 75-72
Feb. 8, 1997	Morehead, Ky.	L, 68-83
Jan. 3, 1998	Morehead, Ky.	L, 95-98 ^{OT}
Feb. 2, 1998	Cape Girardeau, Mo.	W, 82-74 ^{OT}
Jan. 4, 1999	Cape Girardeau, Mo.	W, 65-58
Jan. 30, 1999	Morehead, Ky.	W, 104-70
Jan. 27, 2000	Cape Girardeau, Mo.	W, 85-62
Feb. 24, 2000	Morehead, Ky.	W, 82-76
Jan. 27, 2001	Morehead, Ky.	W, 67-66
Feb. 24, 2001	Cape Girardeau, Mo.	W, 81-61
Jan. 12, 2002	Cape Girardeau, Mo.	L, 70-79
Feb. 7, 2002	Morehead, Ky.	L, 72-79
Jan. 11, 2003	Morehead, Ky.	W, 83-63
Feb. 10, 2003	Cape Girardeau, Mo.	W, 78-64
Feb. 21, 2004	Cape Girardeau, Mo.	W, 88-62
Feb. 19, 2005	Morehead, Ky.	W, 82-70*
Jan. 26, 2006	Cape Girardeau, Mo.	W, 62-50*
Feb. 9, 2006	Morehead, Ky.	W, 58-43*

Jan. 24, 2007	Morehead, Ky.	L, 58-68
Feb. 8, 2007	Cape Girardeau, Mo.	W, 84-70
Jan. 24, 2008	Cape Girardeau, Mo.	W, 66-58
Feb. 7, 2008	Morehead, Ky.	W, 50-48
Jan. 15, 2009	Cape Girardeau, Mo.	L, 68-74
Feb. 14, 2009	Morehead, Ky.	L, 54-55
Jan. 14, 2010	Morehead, Ky.	L, 37-75
Feb. 13, 2010	Cape Girardeau, Mo.	L, 50-65
Jan. 13, 2011	Cape Girardeau, Mo.	L, 69-85
Feb. 12, 2011	Morehead, Ky.	L, 40-89
Dec. 28, 2011	Cape Girardeau, Mo.	L, 57-61
Jan. 21, 2013	Cape Girardeau, Mo.	L, 64-70
Jan. 20, 2014	Morehead, Ky.	L, 59-62
Jan. 8, 2015	Cape Girardeau, Mo.	L, 59-64
Jan. 7, 2016	Morehead, Ky.	W, 89-79
Feb. 4, 2017	Cape Girardeau, Mo.	L, 72-82
Jan. 11, 2018	Cape Girardeau, Mo.	L, 56-59
Feb. 8, 2018	Morehead, Ky.	L, 58-60
Jan. 17, 2019	Morehead, Ky.	L, 54-82
Jan. 30, 2020	Morehead, Ky.	W, 67-61

^~AIAW DII Tournament

Morningside Sioux City, Iowa

2-0

(H: 0-0, A: 0-0, N: 1-0)

Date	Location	Result
Nov. 25, 1983	--	W, 71-60
Nov. 29, 1985	Omaha, Neb.	W, 97-64#

#-Nebraska-Omaha Tournament

Murray State Murray, Ky.

35-29

(H: 22-11, A: 12-18, N: 1-0)

Date	Location	Result
1976-77	Murray, Ky.	L, 47-105
1976-77	Cape Girardeau, Mo.	L, 38-63
Dec. 4, 1984	Murray, Ky.	L, 64-74
Jan. 16, 1985	Cape Girardeau, Mo.	L, 64-66
Nov. 28, 1989	Murray, Ky.	L, 68-72
Nov. 26, 1990	Cape Girardeau, Mo.	W, 76-56
Jan. 13, 1992	Murray, Ky.	W, 74-73
Feb. 22, 1992	Cape Girardeau, Mo.	W, 78-60
Jan. 16, 1993	Cape Girardeau, Mo.	W, 70-67
Feb. 8, 1993	Murray, Ky.	W, 86-72
Feb. 2, 1994	Murray, Ky.	W, 70-61
Feb. 19, 1994	Cape Girardeau, Mo.	W, 83-65
Feb. 1, 1995	Cape Girardeau, Mo.	L, 77-80
Feb. 18, 1995	Murray, Ky.	L, 64-65
Feb. 1, 1996	Murray, Ky.	L, 61-76
Feb. 22, 1996	Cape Girardeau, Mo.	W, 77-69
Mar. 2, 1996	Cape Girardeau, Mo.	L, 56-73^
Jan. 23, 1997	Murray, Ky.	L, 50-52
Feb. 6, 1997	Cape Girardeau, Mo.	W, 66-62
Jan. 17, 1998	Murray, Ky.	W, 74-65
Feb. 14, 1998	Cape Girardeau, Mo.	L, 65-66
Jan. 14, 1999	Cape Girardeau, Mo.	W, 78-59
Feb. 11, 1999	Murray, Ky.	L, 63-64



ALL-TIME SERIES

RECORDS



Feb. 23, 1999	Cape Girardeau, Mo.	W, 66-60 [^]
Jan. 15, 2000	Murray, Ky.	L, 49-54
Feb. 12, 2000	Cape Girardeau, Mo.	L, 55-66
Jan. 11, 2001	Cape Girardeau, Mo.	W, 74-66
Feb. 8, 2001	Murray, Ky.	L, 61-62
Jan. 19, 2002	Murray, Ky.	W, 71-55
Feb. 16, 2002	Cape Girardeau, Mo.	W, 72-64
Jan. 18, 2003	Cape Girardeau, Mo.	W, 82-69
Feb. 15, 2003	Murray, Ky.	W, 62-53
Feb. 7, 2004	Cape Girardeau, Mo.	W, 74-60
Feb. 26, 2004	Murray, Ky.	L, 59-64
Mar. 2, 2004	Cape Girardeau, Mo.	W, 76-51 [^]
Feb. 5, 2005	Murray, Ky.	W, 60-40 [*]
Feb. 24, 2005	Cape Girardeau, Mo.	W, 86-69 [*]
Jan. 7, 2006	Murray, Ky.	W, 72-62 [*]
Jan. 28, 2006	Cape Girardeau, Mo.	W, 71-52 [*]
Feb. 28, 2006	--	W, 80-49 ^{^*}
Jan. 8, 2007	Murray, Ky.	W, 67-61
Jan. 27, 2007	Cape Girardeau, Mo.	W, 66-63 ^{20T}
Mar. 3, 2007	Nashville, Tenn.	W, 62-60 [^]
Jan. 7, 2008	Cape Girardeau, Mo.	L, 68-71
Jan. 26, 2008	Murray, Ky.	W, 81-74
Jan. 24, 2009	Murray, Ky.	L, 65-80
Feb. 19, 2009	Cape Girardeau, Mo.	W, 69-51
Jan. 23, 2010	Cape Girardeau, Mo.	L, 72-90
Feb. 18, 2010	Murray, Ky.	L, 52-61
Jan. 22, 2011	Murray, Ky.	W, 48-44
Feb. 17, 2011	Cape Girardeau, Mo.	L, 34-54
Dec. 31, 2011	Cape Girardeau, Mo.	L, 75-80
Feb. 11, 2012	Murray, Ky.	L, 62-63
Jan. 7, 2013	Cape Girardeau, Mo.	W, 70-58
Mar. 2, 2013	Murray, Ky.	W, 61-58
Feb. 19, 2014	Murray, Ky.	L, 55-66
Mar. 1, 2014	Cape Girardeau, Mo.	W, 65-57
Feb. 5, 2015	Murray, Ky.	L, 81-86
Feb. 14, 2015	Cape Girardeau, Mo.	W, 88-66
Feb. 3, 2016	Cape Girardeau, Mo.	W, 96-59
Feb. 13, 2016	Murray, Ky.	L, 61-80
Jan. 25, 2017	Cape Girardeau, Mo.	W, 79-70
Feb. 22, 2017	Murray, Ky.	W, 80-67
Jan. 4, 2018	Murray, Ky.	W, 85-74
Feb. 1, 2018	Cape Girardeau, Mo.	W, 80-70
Jan. 12, 2019	Cape Girardeau, Mo.	L, 59-64
Feb. 23, 2019	Murray, Ky.	L, 74-82
Jan. 4, 2020	Murray, Ky.	L, 62-70
Jan. 18, 2020	Cape Girardeau, Mo.	W, 88-73
[^] -OVC Tournament		

National Louis*Previously National College of Education***Chicago, Ill.****2-0****(H: 2-0, A: 0-0, N: 0-0)**

Date	Location	Result
Nov. 30, 1986	Cape Girardeau, Mo.	W, 77-52
Nov. 29, 1987	Cape Girardeau, Mo.	W, 99-30

Nebraska-Omaha**Omaha, Neb.****2-0****(H: 0-0, A: 1-0, N: 0-0)**

Date	Location	Result
Jan. 5, 1984	--	W, 66-60
Nov. 30, 1985	Omaha, Neb.	W, 70-52#
#-Nebraska-Omaha Tournament		

Nevada**Reno, Nev.****0-1****(H: 0-0, A: 0-0, N: 0-1)**

Date	Location	Result
Nov. 28, 1997	--	L, 52-69!
!-Holiday Inn Classic		

Nevada-Las Vegas**Las Vegas, Nev.****0-1****(H: 0-0, A: 0-1, N: 0-0)**

Date	Location	Result
Nov. 28, 1999	Las Vegas, Nev.	L, 58-69!
!-UNLV Lady Rebel Shootout		

New Mexico**Albuquerque, N.M.****0-1****(H: 0-0, A: 0-1, N: 0-0)**

Date	Location	Result
Nov. 30, 2013	--	L, 55-73!
!-New Mexico Tournament		

New Mexico State**Las Cruces, N.M.****0-1****(H: 0-0, A: 0-0, N: 0-1)**

Date	Location	Result
Nov. 25, 2000	--	L, 58-67!
!-Fresno State Classic		

NJIT**Newark, N.J.****1-0****(H: 0-0, A: 1-0, N: 0-0)**

Date	Location	Result
Nov. 25, 2018	Newark, N.J.	W, 68-58\$
\$-NJIT Tournament		

Nicholls State**Thibodaux, La.****1-0****(H: 1-0, A: 0-0, N: 0-0)**

Date	Location	Result
Nov. 24, 1995	Cape Girardeau, Mo.	W, 87-64!
!-Otahkian Shootout		

Norfolk State**Norfolk, Va.****1-0****(H: 0-0, A: 0-0, N: 1-0)**

Date	Location	Result
Mar. 22, 1991	--	W, 85-52 [^]
[^] -NCAA DII Tournament		

Notre Dame**Notre Dame, Ind.****0-1****(H: 0-0, A: 0-1, N: 0-0)**

Date	Location	Result
Jan. 2, 2011	South Bend, Ind.	L, 21-97

North Alabama**Florence, Ala.****0-1****(H: 0-0, A: 0-0, N: 0-1)**

Date	Location	Result
Nov. 24, 2018	--	L, 67-80\$
\$-NJIT Tournament		

North Carolina Central**Durham, N.C.****1-0****(H: 0-0, A: 0-0, N: 1-0)**

Date	Location	Result
Dec. 1, 1989	--	W, 61-48\$
\$-J.C. Smith Tournament		

North Carolina State**Raleigh, N.C.****0-1****(H: 0-0, A: 0-1, N: 0-0)**

Date	Location	Result
Nov. 11, 2011	Raleigh, NC	L, 29-66

North Central**Minneapolis, Minn.****0-1****(H: 0-0, A: 0-0, N: 0-1)**

Date	Location	Result
Jan. 16, 1982	Dekalb, Ill.	L, 60-77#
#-NIU Tournament		

North Dakota State**Fargo, N.D.****0-2****(H: 0-0, A: 0-0, N: 0-2)**

Date	Location	Result
Mar. 11, 1982	--	L, 70-85 [^]
Mar. 23, 1991	--	L, 74-81!
[^] -AIAW DII Tournament		
!-NCAA DII Tournament		





RECORDS

ALL-TIME SERIES

Northeastern Illinois Chicago, Ill. 2-0

(H: 0-0, A: 0-0, N: 2-0)

Date	Location	Result
Nov. 29, 1986	Chicago, Ill.	W, 94-59
Nov. 29, 1991	Chicago, Ill.	W, 62-47

Northern Colorado Greeley, Colo. 0-1

(H: 0-1, A: 0-0, N: 0-0)

Date	Location	Result
Nov. 24, 2007	Cape Girardeau, Mo.	L, 49-60

Northern Illinois DeKalb, Ill. 1-2

(H: 1-0, A: 0-2, N: 0-0)

Date	Location	Result
Jan. 15, 1982	Dekalb, Ill.	L, 44-91#
Dec. 5, 2001	Dekalb, Ill.	L, 63-71
Dec. 15, 2003	Cape Girardeau, Mo.	W, 59-57
	#-NIU Tournament	

Northern Iowa Cedar Falls, Iowa 0-3

(H: 0-1, A: 0-1, N: 0-0)

Date	Location	Result
Mar. 12, 1982	--	L, 56-59^
Nov. 17, 2010	Cape Girardeau, Mo.	L, 57-70
Dec. 1, 2011	Cedar Falls, Iowa	L, 42-62
	^-AIAW DII Tournament	

Northern Kentucky Highland Heights, Ky. 0-1

(H: 0-0, A: 0-1, N: 0-0)

Date	Location	Result
Dec. 3, 1988	Highland Hts, Ky.	L, 54-62#
	#-NKU Classic	

Northwest Missouri State Maryville, Mo. 19-10

(H: 9-4, A: 8-3, N: 0-0)

Date	Location	Result
1975-1976	--	L, 21-116
1976-1977	--	L, 30-92
Nov. 19, 1977	Cape Girardeau, Mo.	L, 44-90
Dec. 9, 1978	Cape Girardeau, Mo.	L, 41-75
Feb. 10, 1982	Maryville, Mo.	L, 60-85
Feb. 2, 1983	Cape Girardeau, Mo.	W, 87-59
Feb. 23, 1983	--	L, 64-66^
Nov. 27, 1983	Cape Girardeau, Mo.	L, 71-93
Feb. 27, 1985	--	W, 66-63^
Jan. 14, 1984	Maryville, Mo.	W, 83-66
Feb. 1, 1984	Maryville, Mo.	L, 81-87

Feb. 22, 1984	Cape Girardeau, Mo.	W, 87-67
Mar. 1, 1984	--	W, 99-77^
Jan. 12, 1985	Maryville, Mo.	L, 74-83
Feb. 9, 1985	Cape Girardeau, Mo.	W, 68-58
Feb. 23, 1985	Maryville, Mo.	W, 77-75
Jan. 11, 1986	Cape Girardeau, Mo.	W, 88-62
Feb. 8, 1986	Maryville, Mo.	W, 83-71
Jan. 10, 1987	Maryville, Mo.	W, 78-66
Feb. 7, 1987	Cape Girardeau, Mo.	W, 67-51
Jan. 16, 1988	Maryville, Mo.	W, 87-79
Feb. 11, 1988	Cape Girardeau, Mo.	W, 100-64
Jan. 14, 1989	Cape Girardeau, Mo.	W, 71-67
Feb. 11, 1989	Maryville, Mo.	W, 76-59
Feb. 25, 1989	Cape Girardeau, Mo.	W, 101-44
Jan. 6, 1990	Cape Girardeau, Mo.	L, 57-60
Feb. 10, 1990	Maryville, Mo.	W, 98-74
Mar. 1, 1990	--	W, 86-71^
Jan. 5, 1991	Maryville, Mo.	W, 65-53
Feb. 7, 1991	Cape Girardeau, Mo.	W, 95-82
	^MIAA Tournament	

Oakland City Oakland City, Ind. 7-0

(H: 7-0, A: 0-0, N: 0-0)

Date	Location	Result
Jan. 2, 1997	Cape Girardeau, Mo.	W, 67-55
Dec. 13, 1997	Cape Girardeau, Mo.	W, 65-47
Dec. 8, 1998	Cape Girardeau, Mo.	W, 81-53
Dec. 7, 1999	Cape Girardeau, Mo.	W, 83-72
Dec. 6, 2000	Cape Girardeau, Mo.	W, 88-47
Nov. 20, 2001	Cape Girardeau, Mo.	W, 80-66
Dec. 16, 2002	Cape Girardeau, Mo.	W, 90-42
Dec. 31, 2004	Cape Girardeau, Mo.	W, 74-49*

Oklahoma Norman, Okla. 0-4

(H: 0-0, A: 0-3, N: 0-1)

Date	Location	Result
Dec. 28, 2002	Norman, Okla.	L, 59-87
Nov. 24, 2003	Norman, Okla.	L, 48-83
Nov. 19, 2004	Norman, Okla.	L, 62-84*
Mar. 17, 2007	--	L, 60-74^
	^NCAA Tournament	

Ole Miss Oxford, Miss. 1-3

(H: 0-1, A: 1-2, N: 0-0)

Date	Location	Result
Dec. 5, 1986	Oxford, Miss.	L, 63-72#
Nov. 21, 2011	Cape Girardeau, Mo.	L, 43-51
Nov. 25, 2014	Oxford, Miss.	L, 57-58
Dec. 14, 2019	Oxford, Miss.	W, 70-53
	#-Ole Miss Dial Classic	

Oral Roberts Tulsa, Okla. 7-1

(H: 4-0, A: 3-1, N: 0-0)

Date	Location	Result
Nov. 19, 1990	Tulsa, Okla.	W, 87-69
Nov. 28, 1990	Cape Girardeau, Mo.	W, 100-61
Dec. 9, 1993	Cape Girardeau, Mo.	W, 68-44
Jan. 5, 1994	Tulsa, Okla.	W, 64-54
Jan. 4, 1995	Tulsa, Okla.	W, 74-55
Feb. 20, 1995	Cape Girardeau, Mo.	W, 64-45
Feb. 24, 1996	Cape Girardeau, Mo.	W, 90-71
Jan. 15, 1997	Tulsa, Okla.	L, 50-74

Prairie View A&M Prairie View, Texas 1-0

(H: 0-0, A: 0-0, N: 1-0)

Date	Location	Result
Nov. 29, 2003	--	W, 85-38\$
	\$-Texas-Corpus Christi Tournament	

Pittsburg State Pittsburg, Kan. 5-0

(H: 2-0, A: 2-0, N: 1-0)

Date	Location	Result
Jan. 24, 1990	Cape Girardeau, Mo.	W, 88-46
Feb. 14, 1990	Pittsburg, KS	W, 86-63
Jan. 23, 1991	Pittsburg, KS	W, 87-69
Feb. 13, 1991	Cape Girardeau, Mo.	W, 101-49
Feb. 26, 1991	--	W, 81-74^
	^MIAA Tournament	

Providence Providence, R.I. 0-1

(H: 0-0, A: 0-0, N: 0-0)

Date	Location	Result
Dec. 20, 2008	--	L, 59-67

Purdue West Lafayette, Ind. 0-1

(H: 0-0, A: 0-1, N: 0-0)

Date	Location	Result
Dec. 2, 2007	West Lafayette, Ind.	L, 41-51

Purdue-Fort Wayne Previously IPFW Fort Wayne, Ind. 2-1

(H: 1-0, A: 0-1, N: 0-0)

Date	Location	Result
Jan. 23, 2002	Cape Girardeau, Mo.	W, 86-67
Feb. 12, 2003	Fort Wayne, Ind.	L, 87-90 ^{OT}
Nov. 21, 2019	Fort Wayne, Ind.	W, 58-48



ALL-TIME SERIES

RECORDS


**Quincy
Quincy, Ill.**

5-0

(H: 4-0, A: 1-0, N: 0-0)

Date	Location	Result
Nov. 21, 1987	Quincy, Ill.	W, 91-72
Feb. 1, 1988	Cape Girardeau, Mo.	W, 88-56
Feb. 6, 1989	Cape Girardeau, Mo.	W, 93-74
Nov. 20, 1989	Cape Girardeau, Mo.	W, 85-68
Jan. 22, 1992	Cape Girardeau, Mo.	W, 69-62

**Quinnipiac
Hamden, Conn.**

1-0

(H: 0-0, A: 0-0, N: 1-0)

Date	Location	Result
Nov. 30, 2002	Green Bay, Wis.	W, 93-87 ^{OT} %

%-UWGB Tournament

**Rhodes College
*Previously Southwestern (Tenn.)***
Memphis, Tenn.

2-0

(H: 1-0, A: 1-0, N: 0-0)

Date	Location	Result
Jan. 27, 1979	Memphis, Tenn.	W, 65-39
Dec. 8, 1979	Cape Girardeau, Mo.	W, 69-47

**Rust
Holly Springs, Miss.**

1-1

(H: 1-0, A: 0-1, N: 0-0)

Date	Location	Result
Nov. 23, 1985	Holly Springs, MS	L, 58-61
Jan. 15, 1986	Cape Girardeau, Mo.	W, 93-51

**Saint Cloud State
St. Cloud, Minn.**

1-0

(H: 0-0, A: 0-0, N: 0-0)

Date	Location	Result
Nov. 26, 1983	--	W, 69-57

**Saint Francis
Loretto, Pa.**

1-1

(H: 0-0, A: 0-0, N: 1-0)

Date	Location	Result
Jan. 8, 1980	Chicago, Ill.	L, 53-68
Nov. 17, 2017	--	W, 82-50!

!-Preseason WNIT

**Saint Louis
St. Louis, Mo.**

8-14

(H: 5-6, A: 3-8, N: 0-0)

Date	Location	Result
Nov. 18, 1977	St. Louis, Mo.	L, 58-67
Dec. 13, 1978	Cape Girardeau, Mo.	L, 54-66

Feb. 1, 1979	St. Louis, Mo.	L, 49-73
Nov. 16, 1979	St. Louis, Mo.	L, 57-79
Feb. 8, 1980	Cape Girardeau, Mo.	L, 61-78
Jan. 30, 1981	Cape Girardeau, Mo.	L, 54-71
Nov. 30, 1981	Cape Girardeau, Mo.	W, 69-63
Jan. 28, 1983	Cape Girardeau, Mo.	W, 77-45
Dec. 10, 1991	St. Louis, Mo.	W, 74-54
Dec. 30, 1992	St. Louis, Mo.	W, 64-51
Jan. 18, 1993	Cape Girardeau, Mo.	W, 58-52
Dec. 30, 1993	St. Louis, Mo.	W, 59-44
Jan. 13, 1994	Cape Girardeau, Mo.	L, 59-63
Dec. 3, 1994	St. Louis, Mo.	L, 54-64
Jan. 18, 1995	Cape Girardeau, Mo.	W, 89-69
Nov. 13, 2011	St. Louis, Mo.	L, 45-54
Jan. 9, 2013	Cape Girardeau, Mo.	W, 59-52
Dec. 10, 2013	St. Louis, Mo.	L, 34-52
Nov. 21, 2014	Cape Girardeau, Mo.	L, 56-74
Nov. 14, 2015	St. Louis, Mo.	L, 52-67
Nov. 29, 2016	Cape Girardeau, Mo.	L, 50-89
Dec. 3, 2019	St. Louis, Mo.	L, 61-76

**Saint Mary
Leavenworth, Kan.**

1-0

(H: 0-0, A: 0-0, N: 0-0)

Date	Location	Result
Jan. 2, 1985	Leavenworth, KS	W, 75-65

**Sam Houston
Huntsville, Texas**

0-1

(H: 0-0, A: 0-0, N: 0-1)

Date	Location	Result
Nov. 12, 2010	--	L, 51-60!

!-Inn at Ole Miss Classic

**Samford
Birmingham, Ala.**

7-4

(H: 2-2, A: 4-1, N: 1-1)

Date	Location	Result
Dec. 8, 2001	Cape Girardeau, Mo.	W, 90-41
Dec. 7, 2002	Birmingham, Ala.	W, 89-48
Jan. 31, 2004	Birmingham, Ala.	W, 71-53
Jan. 29, 2005	Cape Girardeau, Mo.	W, 85-49*
Mar. 1, 2005	--	W, 47-45**
Dec. 18, 2005	Birmingham, Ala.	L, 76-91*
Feb. 23, 2006	Cape Girardeau, Mo.	L, 53-57*
Mar. 3, 2006	--	W, 59-52*
Dec. 19, 2006	Cape Girardeau, Mo.	W, 70-66 ^{OT}
Feb. 22, 2007	Birmingham, Ala.	W, 66-58
Mar. 2, 2007	--	W, 57-51^
Dec. 18, 2007	Birmingham, Ala.	W, 69-60
Feb. 28, 2007	Cape Girardeau, Mo.	L, 50-73
Nov. 26, 2011	--	L, 41-64!

^~OVC Tournament
!-UAB Thanksgiving Classic

**Southeast Louisiana
Hammond, La.**

1-0

(H: 0-0, A: 1-0, N: 0-0)

Date	Location	Result
Jan. 2, 1986	Hammond, LA	W, 68-61

**SIUE
Edwardsville, Ill.**

27-19

(H: 17-6, A: 10-13, N: 0-2)

Date	Location	Result
Jan. 20, 1978	Edwardsville, Ill.	L, 58-67
Feb. 16, 1978	Cape Girardeau, Mo.	L, 53-59
Dec. 5, 1978	Cape Girardeau, Mo.	L, 61-62
1978-79	Edwardsville, Ill.	W, 53-50
Dec. 8, 1979	Cape Girardeau, Mo.	W, 77-53
Jan. 12, 1980	Edwardsville, Ill.	W, 59-57
Nov. 22, 1980	Cape Girardeau, Mo.	W, 99-76
Jan. 9, 1981	DeKalb, Ill.	L, 67-71
Nov. 21, 1981	Cape Girardeau, Mo.	W, 75-71
Jan. 7, 1983	Cape Girardeau, Mo.	W, 78-60
Dec. 10, 1983	Edwardsville, Ill.	W, 76-52
Dec. 14, 1984	Cape Girardeau, Mo.	W, 72-58
Feb. 18, 1985	Edwardsville, Ill.	W, 52-46
Dec. 4, 1985	Cape Girardeau, Mo.	W, 80-48
Feb. 5, 1986	Edwardsville, Ill.	W, 71-54
Nov. 22, 1986	Edwardsville, Ill.	W, 55-50
Jan. 19, 1987	Cape Girardeau, Mo.	W, 83-55
Nov. 25, 1987	Cape Girardeau, Mo.	W, 77-55
Jan. 25, 1988	Edwardsville, Ill.	L, 57-65
Dec. 9, 1988	Edwardsville, Ill.	L, 66-74
Jan. 30, 1989	Cape Girardeau, Mo.	W, 87-52
Jan. 8, 1990	Edwardsville, Ill.	W, 91-72
Feb. 5, 1990	Cape Girardeau, Mo.	W, 99-68
Dec. 4, 1990	Edwardsville, Ill.	L, 57-58
Jan. 21, 1991	Cape Girardeau, Mo.	W, 98-64
Feb. 2, 2010	Cape Girardeau, Mo.	L, 57-59
Feb. 21, 2011	Edwardsville, Ill.	L, 51-60
Jan. 16, 2012	Cape Girardeau, Mo.	L, 43-58
Feb. 13, 2012	Edwardsville, Ill.	L, 48-63
Jan. 28, 2013	Edwardsville, Ill.	L, 65-78
Feb. 11, 2013	Cape Girardeau, Mo.	W, 67-62
Jan. 27, 2014	Cape Girardeau, Mo.	W, 79-71
Feb. 13, 2014	Edwardsville, Ill.	W, 69-60
Jan. 20, 2015	Cape Girardeau, Mo.	L, 48-60
Feb. 25, 2015	Edwardsville, Ill.	L, 67-78
Jan. 20, 2016	Edwardsville, Ill.	L, 73-80
Feb. 24, 2016	Cape Girardeau, Mo.	L, 75-89
Mar. 3, 2016	Nashville, Tenn.	L, 76-80 ^{OT} ^
Jan. 18, 2017	Edwardsville, Ill.	L, 69-70
Feb. 8, 2017	Cape Girardeau, Mo.	W, 78-74
Jan. 17, 2018	Edwardsville, Ill.	L, 57-65
Feb. 17, 2018	Cape Girardeau, Mo.	W, 72-62
Jan. 3, 2019	Edwardsville, Ill.	W, 62-52
Jan. 24, 2019	Cape Girardeau, Mo.	W, 63-58
Jan. 23, 2020	Edwardsville, Ill.	W, 66-56
Feb. 15, 2020	Cape Girardeau, Mo.	W, 80-57

^~OVC Tournament

FOLLOW THE REDHAWKS AT GOSOUTHEAST.COM

OVC CHAMPIONS • 2006-07 • 2007-08 // TOURNAMENT CHAMPS • 2006-07 • 2019-20



RECORDS

ALL-TIME SERIES

Southern Baton Rouge, La. 0-1

(H: 0-0, A: 0-1, N: 0-0)

Date	Location	Result
Jan. 4, 1986	Baton Rouge, LA	L, 74-75

Southern Arkansas Magnolia, Ark. 1-0

(H: 1-0, A: 0-0, N: 0-0)

Date	Location	Result
Dec. 6, 2003	Cape Girardeau, Mo.	W, 84-57

Southern Illinois Carbondale, Ill. 7-30

(H: 5-9, A: 0-7, N: 0-0)

Date	Location	Result
1961-1962	--	L^
1962-1963	Cape Girardeau, Mo.	L, 22-37
1963-1964	--	W, 31-30
1963-1964	--	L, 7-28
1964-1965	--	L, 36-37
1965-1966	--	L, 38-42
1965-1966	--	L, 6-30
1966-1967	Cape Girardeau, Mo.	L, 21-31
1966-1967	Cape Girardeau, Mo.	L, 19-35
1967-1968	--	L, 24-43
1968-1969	--	L, 31-53
1968-1969	--	L, 26-50
1969-1970	(State Tournament)	L, 27-54
1970-1971	(State Tournament)	W, 40-38
1970-1971	L, 27-38	
1971-1972	L, 24-39	
1971-1972	L, 22-61	
1972-1973	L, 34-54	
1973-1974	L, 25-52	
1973-1974	L, 43-62	
Jan. 25, 1975	Carbondale, Ill.	L, 35-64
Feb. 19, 1975	Cape Girardeau, Mo.	L, 57-67
Jan. 22, 1976	Cape Girardeau, Mo.	L, 20-70
Dec. 7, 1977	Cape Girardeau, Mo.	W, 42-36
Feb. 21, 1978	Carbondale, Ill.	L^
Nov. 21, 1980	Carbondale, Ill.	L, 58-93
Dec. 6, 1981	Cape Girardeau, Mo.	L, 55-68
Nov. 24, 2001	Cape Girardeau, Mo.	W, 81-70
Nov. 21, 2003	Cape Girardeau, Mo.	W, 73-64
Dec. 1, 2004	Carbondale, Ill.	W, 77-56*
Nov. 29, 2005	Cape Girardeau, Mo.	W, 74-63*
Dec. 5, 2012	Carbondale, Ill.	L, 57-58
Dec. 4, 2013	Cape Girardeau, Mo.	W, 72-50
Nov. 28, 2014	Carbondale, Ill.	L, 62-78
Dec. 22, 2015	Cape Girardeau, Mo.	L, 72-87
Dec. 9, 2016	Carbondale, Ill.	L, 70-77
Nov. 22, 2017	Cape Girardeau, Mo.	L, 74-79
Nov. 14, 2018	Carbondale, Ill.	L, 40-60
Dec. 7, 2020	Cape Girardeau, Mo.	W, 79-65

*Results unavailable

Southern Indiana Previously ISU-Evansville Evansville, Ind. 11-1

(H: 5-1, A: 6-0, N: 0-0)

Date	Location	Result
Dec. 10, 1980	Evansville, Ind.	W, 86-75
Feb. 18, 1982	Cape Girardeau, Mo.	W, 97-65
Jan. 19, 1983	Evansville, Ind.	W, 77-46
Jan. 17, 1984	Cape Girardeau, Mo.	W, 88-62
Nov. 26, Evansville, Ind.		W, 68-44
Dec. 10, 1985	Cape Girardeau, Mo.	W, 106-41
Dec. 13, 1986	Evansville, Ind.	W, 62-55
Dec. 5, 1987	Cape Girardeau, Mo.	W, 83-33
Nov. 21, 1988	Evansville, Ind.	W, 90-75
Nov. 25, 1989	Evansville, Ind.	W, 93-75
Dec. 9, 1989	Cape Girardeau, Mo.	W, 93-49
Dec. 1, 1992	Cape Girardeau, Mo.	L 86-94

Southern Mississippi Hattiesburg, Miss. 1-1

(H: 1-0, A: 0-1, N: 0-0)

Date	Location	Result
Dec. 13, 2008	Hattiesburg, Miss.	L, 47-64
Nov. 16, 2009	Cape Girardeau, Mo.	W, 73-63

Southwest Baptist Bolivar, Mo. 10-0

(H: 5-0, A: 5-0, N: 0-0)

Date	Location	Result
Jan. 14, 1987	Cape Girardeau, Mo.	W, 82-51
Feb. 3, 1987	Bolivar, Mo.	W, 84-45
Jan. 20, 1988	Cape Girardeau, Mo.	W, 84-71
Feb. 9, 1988	Bolivar, Mo.	W, 73-56
Jan. 17, 1989	Bolivar, Mo.	W, 67-57
Feb. 8, 1989	Cape Girardeau, Mo.	W, 76-47
Jan. 27, 1990	Bolivar, Mo.	W, 69-59
Feb. 17, 1990	Cape Girardeau, Mo.	W, 82-56
Jan. 26, 1991	Cape Girardeau, Mo.	W, 72-39
Feb. 16, 1991	Bolivar, Mo.	W, 74-58

Stanford Stanford, Calif. 0-1

(H: 0-0, A: 0-0, N: 0-1)

Date	Location	Result
Mar. 18, 2006	--	L, 42-72**

**NCAA Tournament

Stephens College Columbia, Mo. 1-0

(H: 1-0, A: 0-0, N: 0-0)

Date	Location	Result
Dec. 4, 2016	Cape Girardeau, Mo.	W, 107-56

Stetson DeLand, Fla. 1-0

(H: 0-0, A: 0-0, N: 1-0)

Date	Location	Result
Nov. 27, 1982	Martin, Tenn. @-UTM Tournament	W, 78-51@

Sul Ross Alpine, Texas 1-0

(H: 0-0, A: 0-0, N: 1-0)

Date	Location	Result
Jan. 3, 1985	Omaha, Neb. !-Nebraska-Omaha Tournament	W, 69-55!

Tabor Hillsboro, Kan. 1-0

(H: 0-0, A: 0-0, N: 1-0)

Date	Location	Result
Nov. 23, 1979	-- \$-Woods Owl Classic	W, 57-51\$

Tarleton Stephenville, Texas 1-0

(H: 0-0, A: 0-0, N: 1-0)

Date	Location	Result
Jan. 4, 1985	Omaha, Neb. !-Nebraska-Omaha Tournament	W, 67-61!

Tennessee State Nashville, Ten. 25-22

(H: 17-7, A: 8-15, N: 0-0)

Date	Location	Result
Jan. 27, 1992	Nashville, Tenn.	L, 44-50
Feb. 10, 1992	Cape Girardeau, Mo.	W, 70-48
Jan. 9, 1993	Nashville, Tenn.	L, 59-68
Feb. 20, 1993	Cape Girardeau, Mo.	L, 67-71
Jan. 22, 1994	Cape Girardeau, Mo.	W, 96-61
Jan. 29, 1994	Nashville, Tenn.	L, 59-68
Jan. 21, 1995	Cape Girardeau, Mo.	L, 51-88
Jan. 28, 1995	Nashville, Tenn.	L, 61-68
Jan. 20, 1996	Nashville, Tenn.	W, 69-48
Feb. 19, 1996	Cape Girardeau, Mo.	W, 71-68
Jan. 6, 1997	Cape Girardeau, Mo.	L, 54-82
Feb. 1, 1997	Nashville, Tenn.	L, 70-84
Dec. 8, 1997	Cape Girardeau, Mo.	W, 74-65
Jan. 14, 1998	Nashville, Tenn.	L, 39-73
Dec. 5, 1998	Cape Girardeau, Mo.	W, 63-48
Feb. 2, 1999	Nashville, Tenn.	W, 74-71
Jan. 6, 2000	Cape Girardeau, Mo.	W, 58-46
Feb. 3, 2000	Nashville, Tenn.	L, 60-65
Jan. 4, 2001	Nashville, Tenn.	W, 82-80
Feb. 3, 2001	Cape Girardeau, Mo.	W, 95-84
Jan. 14, 2002	Cape Girardeau, Mo.	W, 77-53
Jan. 31, 2002	Nashville, Tenn.	L, 79-88 ^{20T}



ALL-TIME SERIES

RECORDS



Feb. 3, 2003	Cape Girardeau, Mo.	W, 77-64
Mar. 1, 2003	Nashville, Tenn.	W, 81-72
Jan. 15, 2004	Cape Girardeau, Mo.	W, 102-45
Feb. 14, 2004	Nashville, Tenn.	W, 87-58
Jan. 13, 2005	Nashville, Tenn.	W, 67-59*
Feb. 12, 2005	Cape Girardeau, Mo.	W, 74-54*
Dec. 8, 2005	Cape Girardeau, Mo.	W, 71-53*
Jan. 19, 2006	Nashville, Tenn.	W, 78-35*
Dec. 7, 2006	Nashville, Tenn.	W, 67-53
Jan. 18, 2007	Cape Girardeau, Mo.	W, 64-46
Dec. 6, 2007	Cape Girardeau, Mo.	L, 49-61
Jan. 17, 2008	Nashville, Tenn.	W, 70-51
Dec. 6, 2008	Cape Girardeau, Mo.	L, 55-59
Feb. 26, 2009	Nashville, Tenn.	L, 54-70
Mar. 3, 2009	Nashville, Tenn.	L, 66-77^
Dec. 5, 2009	Nashville, Tenn.	L, 50-54
Feb. 25, 2010	Cape Girardeau, Mo.	L, 53-76
Dec. 4, 2010	Cape Girardeau, Mo.	W, 51-46
Feb. 24, 2011	Nashville, Tenn.	L, 35-58
Feb. 4, 2012	Cape Girardeau, Mo.	W, 50-39
Jan. 14, 2013	Nashville, Tenn.	L, 58-68
Jan. 11, 2014	Cape Girardeau, Mo.	L, 67-75
Jan. 3, 2015	Nashville, Tenn.	L, 55-62
Jan. 2, 2016	Cape Girardeau, Mo.	W, 75-65
Jan. 5, 2017	Nashville, Tenn.	W, 75-67
Dec. 30, 2017	Cape Girardeau, Mo.	W, 71-66
Feb. 2, 2019	Nashville, Tenn.	L, 59-62
Feb. 28, 2019	Cape Girardeau, Mo.	W, 81-57
Jan. 11, 2020	Cape Girardeau, Mo.	W, 83-54

Tennessee Tech

21-32

(H: 12-12, A: 7-18, N: 2-2)

Date	Location	Result
Jan. 25, 1992	Cookeville, Tenn.	L, 58-83
Feb. 8, 1992	Cape Girardeau, Mo.	L, 71-83
Mar. 9, 1992	Cookeville, Tenn.	L, 74-87^
Feb. 1, 1993	Cape Girardeau, Mo.	L, 67-69
Mar. 1, 1993	Cookeville, Tenn.	L, 53-73
Jan. 15, 1994	Cape Girardeau, Mo.	W, 70-56
Feb. 12, 1994	Cookeville, Tenn.	L, 53-71
Jan. 14, 1995	Cookeville, Tenn.	L, 49-73
Feb. 13, 1995	Cape Girardeau, Mo.	L, 62-72
Mar. 4, 1995	Nashville, Tenn.	L, 59-82^
Jan. 22, 1996	Cape Girardeau, Mo.	W, 87-81
Feb. 17, 1996	Cookeville, Tenn.	W, 63-62
Jan. 20, 1997	Cookeville, Tenn.	L, 68-75
Feb. 15, 1997	Cape Girardeau, Mo.	L, 67-85
Jan. 12, 1998	Cape Girardeau, Mo.	L, 60-66
Feb. 9, 1998	Cookeville, Tenn.	L, 52-65
Jan. 9, 1999	Cookeville, Tenn.	L, 64-82
Feb. 6, 1999	Cape Girardeau, Mo.	W, 74-70
Feb. 27, 1999	Nashville, Tenn.	L, 62-73^
Dec. 2, 1999	Cookeville, Tenn.	L, 61-65
Jan. 18, 2000	Cape Girardeau, Mo.	L, 65-82
Jan. 9, 2001	Cape Girardeau, Mo.	L, 79-80
Feb. 6, 2001	Cookeville, Tenn.	L, 75-89
Jan. 8, 2002	Cape Girardeau, Mo.	L, 77-80

Feb. 2, 2002	Cookeville, Tenn.	L, 69-87
Feb. 1, 2003	Cape Girardeau, Mo.	W, 86-80
Feb. 27, 2003	Cookeville, Tenn.	W, 76-72
Mar. 7, 2003	Nashville, Tenn.	W, 78-65^
Jan. 10, 2004	Cape Girardeau, Mo.	W, 102-90
Jan. 22, 2004	Cookeville, Tenn.	L, 57-65
Jan. 8, 2005	Cookeville, Tenn.	L, 78-80*
Jan. 20, 2005	Cape Girardeau, Mo.	W, 62-45*
Mar. 4, 2005	--	W, 71-68**
Dec. 10, 2005	Cape Girardeau, Mo.	L, 77-81*
Jan. 21, 2006	Cookeville, Tenn.	W, 53-46*
Mar. 4, 2006	--	W, 71-50**
Dec. 9, 2006	Cookeville, Tenn.	L, 58-59
Jan. 20, 2007	Cape Girardeau, Mo.	W, 77-52
Dec. 8, 2007	Cape Girardeau, Mo.	W, 66-60
Jan. 19, 2008	Cookeville, Tenn.	W, 49-39
Jan. 3, 2009	Cookeville, Tenn.	W, 56-41
Jan. 31, 2009	Cape Girardeau, Mo.	W, 61-55
Jan. 2, 2010	Cape Girardeau, Mo.	W, 61-56
Jan. 30, 2010	Cookeville, Tenn.	L, 56-59
Dec. 21, 2010	Cookeville, Tenn.	L, 48-62
Jan. 29, 2011	Cape Girardeau, Mo.	L, 59-69
Jan. 21, 2012	Cookeville, Tenn.	L, 57-60OT
Feb. 25, 2013	Cape Girardeau, Mo.	L, 51-64
Feb. 24, 2014	Cookeville, Tenn.	L, 61-63
Jan. 17, 2015	Cape Girardeau, Mo.	W, 68-66OT
Jan. 16, 2016	Cookeville, Tenn.	W, 60-57
Dec. 29, 2016	Cape Girardeau, Mo.	L, 63-74
Jan. 25, 2018	Cookeville, Tenn.	W, 70-66
Feb. 7, 2019	Cape Girardeau, Mo.	W, 62-53
Feb. 8, 2020	Cape Girardeau, Mo.	W, 87-72
Feb. 22, 2020	Cookeville, Tenn.	W, 72-59
Mar. 5, 2020	Evansville, Ind.	W, 82-81OT^

Texas A&M-Corpus Christi

Corpus Christi, Texas

1-0

(H: 0-0, A: 0-0, N: 1-0)

Date	Location	Result
Nov. 30, 2001	Edinburg, Texas	W, 70-57!

!-Texas Pan-American Classic

Texas-El Paso

El Paso, Texas

0-1

(H: 0-0, A: 0-0, N: 0-1)

Date	Location	Result
Nov. 29, 1997	--	L, 50-67#

#-Holiday Inn Classic

Texas Pan-American

Edinburg, Texas

4-1

(H: 1-0, A: 0-1, N: 3-0)

Date	Location	Result
Jan. 7, 1992	Cape Girardeau, Mo.	W, 65-53
Dec. 12, 1992	Edinburg, Texas	L, 54-56
Nov. 28, 1998	--	W, 77-53#

Nov. 17, 2001	--	W, 72-55!
Nov. 24, 2012	--	W, 55-54\$

#-Chateau Charles Cowgirl Classic

!-Lady Tiger Tournament

\$-David Jones Classic

Texas Southern

Houston, Texas

1-0

(H: 0-0, A: 0-0, N: 1-0)

Date	Location	Result
Nov. 26, 2004	--	W, 90-60#*

#-Healthpoint Plaza Thanksgiving Classic

Texas State

San Marcos, Texas

0-1

(H: 0-0, A: 0-1, N: 0-0)

Date	Location	Result
Nov. 23, 2007	Marcos, Texas	L, 47-80

Texas Tech

Lubbock, Texas

0-1

(H: 0-0, A: 0-0, N: 0-0)

Date	Location	Result
Nov. 18, 2005	Lubbock, Texas	L, 56-85*

Troy

Previously Troy State

Troy, Ala.

0-2

(H: 0-1, A: 0-1, N: 0-0)

Date	Location	Result
Dec. 30, 1995	Troy, Ala.	L, 80-89
Dec. 12, 1996	Cape Girardeau, Mo.	L, 46-75

Truman State

Previously Northeast Missouri State

Kirkville, Mo.

14-5

(H: 9-1, A: 4-2, N: 1-0)

Date	Location	Result
1975-1976	--	L, 47-78
1976-1977	--	L, 39-56
Feb. 1, 1978	Kirkville, Mo.	L, 47-76
Dec. 5, 1980	Kirkville, Mo.	L, 51-90
Feb. 2, 1982	Cape Girardeau, Mo.	W, 82-55
Feb. 26, 1982	Cape Girardeau, Mo.	L, 70-72
Jan. 15, 1983	Cape Girardeau, Mo.	W, 74-67
Feb. 5, 1983	Cape Girardeau, Mo.	W, 75-66
Feb. 4, 1984	Cape Girardeau, Mo.	W, 80-50
Jan. 26, 1985	Cape Girardeau, Mo.	W, 87-65
Jan. 25, 1986	Kirkville, Mo.	W, 65-53
Feb. 22, 1986	Cape Girardeau, Mo.	W, 80-44
Jan. 24, 1987	Cape Girardeau, Mo.	W, 83-38
Feb. 21, 1987	Kirkville, Mo.	W, 67-51
Jan. 30, 1988	Cape Girardeau, Mo.	W, 89-59
Feb. 27, 1988	Kirkville, Mo.	W, 90-54

FOLLOW THE REDHAWKS AT GOSOUTHEAST.COM





RECORDS

ALL-TIME SERIES

Mar. 3, 1988	--	W, 91-53 [^]
Jan. 28, 1989	Kirkville, Mo.	W, 80-51
Jan. 2, 1996	Cape Girardeau, Mo.	W, 79-55
^~MIAA Tournament		

Tulsa Tulsa, Okla.

3-2

(H: 3-0, A: 0-2, N: 0-0)

Date	Location	Result
Dec. 6, 1996	Cape Girardeau, Mo.	W, 66-52!
Dec. 3, 1997	Tulsa, Okla.	L, 71-74
Dec. 3, 1998	Cape Girardeau, Mo.	W, 80-63
Nov. 11, 2006	Tulsa, Okla.	L, 54-67
Nov. 10, 2007	Cape Girardeau, Mo.	W, 67-45
!~Otahkian Shootout		

UC Riverside Riverside, Calif.

0-1

(H: 0-0, A: 0-0, N: 0-1)

Date	Location	Result
Nov. 28, 2015	--	L, 67-85!
!~UTEP Thanksgiving Classic		

Union Jackson, Tenn.

1-3

(H: 1-1, A: 0-1, N: 0-0)

Date	Location	Result
1976-1977	--	L, 30-113
Nov. 12, 1977	Cape Girardeau, Mo.	L, 30-98
Dec. 6, 1983	Cape Girardeau, Mo.	W, 79-76
Jan. 28, 1985	Jackson, Tenn.	L, 67-79

Utah Salt Lake, Utah

0-1

(H: 0-0, A: 0-0, N: 0-1)

Date	Location	Result
Nov. 14, 2003	--	L, 65-76#*
#~Preseason WNIT		

UT Arlington Arlington, Texas

0-2

(H: 0-1, A: 0-1, N: 0-0)

Date	Location	Result
Nov. 27, 2010	Arlington, Texas	L, 40-54
Dec. 12, 2009	Cape Girardeau, Mo.	L, 54-66

UT Chattanooga Chattanooga, Tenn.

1-0

(H: 1-0, A: 0-0, N: 0-0)

Date	Location	Result
Nov. 26, 1994	Cape Girardeau, Mo.	W, 57-48!
!~Otahkian Shootout		

UT Martin Martin, Tenn.

30-39

(H: 16-19, A: 13-19, N: 1-1)

Date	Location	Result
1976-77	Cape Girardeau, Mo.	L, 47-66
1976-77	Martin, Tenn.	L, 33-83
Dec. 1, 1977	Cape Girardeau, Mo.	L, 35-74
Jan. 24, 1978	Martin, Tenn.	L, 47-67
1978-79	Cape Girardeau, Mo.	L, 48-73
Dec. 4, 1980	Cape Girardeau, Mo.	L, 61-64
Nov. 28, 1982	Martin, Tenn.	L, 72-82 ^{OT} \$
Dec. 7, 1984	Martin, Tenn.	W, 85-73
Feb. 6, 1985	Cape Girardeau, Mo.	W, 71-57
Nov. 25, 1985	Cape Girardeau, Mo.	W, 79-68
Dec. 12, 1985	Martin, Tenn.	W, 71-59
Nov. 26, 1986	Cape Girardeau, Mo.	W, 78-59
Jan. 26, 1987	Martin, Tenn.	W, 67-65
Dec. 2, 1987	Martin, Tenn.	W, 79-78
Feb. 13, 1988	Cape Girardeau, Mo.	W, 73-66
Nov. 28, 1988	Cape Girardeau, Mo.	W, 81-51
Jan. 2, 1989	Martin, Tenn.	W, 72-68
Dec. 1, 1990	Cape Girardeau, Mo.	W, 78-66@
Jan. 28, 1993	Martin, Tenn.	W, 69-50
Feb. 24, 1993	Cape Girardeau, Mo.	W, 80-56
Jan. 24, 1994	Cape Girardeau, Mo.	W, 96-61
Feb. 26, 1994	Martin, Tenn.	W, 84-76
Jan. 23, 1995	Martin, Tenn.	W, 63-61
Feb. 25, 1995	Cape Girardeau, Mo.	L, 89-91
Jan. 11, 1996	Cape Girardeau, Mo.	W, 86-68
Feb. 8, 1996	Martin, Tenn.	L, 84-86
Jan. 9, 1997	Cape Girardeau, Mo.	L, 53-66
Feb. 20, 1997	Martin, Tenn.	L, 60-61
Jan. 19, 1998	Martin, Tenn.	L, 58-80
Feb. 16, 1998	Cape Girardeau, Mo.	L, 64-79
Jan. 16, 1999	Cape Girardeau, Mo.	W, 75-55
Feb. 13, 1999	Martin, Tenn.	L, 70-84
Jan. 13, 2000	Martin, Tenn.	L, 65-71
Feb. 10, 2000	Cape Girardeau, Mo.	L, 64-74
Jan. 13, 2001	Cape Girardeau, Mo.	W, 79-66
Feb. 10, 2001	Martin, Tenn.	W, 80-67
Feb. 27, 2001	Cape Girardeau, Mo.	L, 63-68 [^]
Jan. 17, 2002	Martin, Tenn.	W, 64-59
Feb. 14, 2002	Cape Girardeau, Mo.	W, 61-51
Jan. 20, 2003	Cape Girardeau, Mo.	W, 70-49
Feb. 17, 2003	Martin, Tenn.	L, 59-60
Feb. 5, 2004	Cape Girardeau, Mo.	W, 83-60
Feb. 28, 2004	Martin, Tenn.	L, 75-78
Feb. 3, 2005	Martin, Tenn.	W, 79-56*
Feb. 26, 2005	Cape Girardeau, Mo.	W, 76-63*
Feb. 4, 2006	Martin, Tenn.	W, 67-52*
Feb. 18, 2006	Martin, Tenn.	W, 54-49*
Feb. 3, 2007	Martin, Tenn.	L, 54-63
Feb. 17, 2007	Cape Girardeau, Mo.	W, 58-52
Feb. 2, 2008	Cape Girardeau, Mo.	W, 58-51 ^{OT}
Feb. 16, 2008	Martin, Tenn.	W, 53-43
Jan. 22, 2009	Martin, Tenn.	W, 62-54
Feb. 21, 2009	Cape Girardeau, Mo.	W, 58-39
Jan. 21, 2010	Cape Girardeau, Mo.	L, 46-49

Feb. 20, 2010	Martin, Tenn.	L, 43-65
Jan. 19, 2011	Martin, Tenn.	L, 69-92
Feb. 19, 2011	Cape Girardeau, Mo.	L, 55-85
Jan. 28, 2012	Martin, Tenn.	L, 47-88
Feb. 18, 2012	Cape Girardeau, Mo.	L, 44-77
Jan. 16, 2013	Cape Girardeau, Mo.	L, 71-82
Feb. 16, 2013	Martin, Tenn.	L, 61-75
Jan. 13, 2014	Martin, Tenn.	L, 71-100
Feb. 15, 2014	Cape Girardeau, Mo.	L, 70-102
Jan. 24, 2015	Martin, Tenn.	L, 55-96
Feb. 11, 2015	Cape Girardeau, Mo.	L, 60-78
Jan. 24, 2016	Cape Girardeau, Mo.	L, 74-84
Feb. 10, 2016	Martin, Tenn.	L, 65-95
Jan. 14, 2017	Martin, Tenn.	W, 82-79
Feb. 18, 2017	Cape Girardeau, Mo.	L, 73-82
Feb. 10, 2018	Martin, Tenn.	L, 65-72
Feb. 24, 2018	Cape Girardeau, Mo.	L, 68-69
Feb. 28, 2018	Evansville, Ind.	L, 60-63 [^]
Jan. 5, 2019	Cape Girardeau, Mo.	L, 73-80
Feb. 14, 2019	Martin, Tenn.	L, 50-61
Feb. 13, 2020	Cape Girardeau, Mo.	W, 71-69
Feb. 29, 2020	Martin, Tenn.	L, 72-78
Mar. 7, 2020	Evansville, Ind.	W, 67-47 [^]
\$~UTM Tournament (Martin, Tenn.)		
@~Otahkian Shootout		
^~OVC Tournament		

Washburn Topeka, Kan.

3-2

(H: 1-0, A: 0-1, N: 2-1)

Date	Location	Result
Nov. 25, 1978	--	W, 73-56#
Nov. 23, 1979	--	L, 58-73#
Jan. 4, 1990	Cape Girardeau, Mo.	W, 78-57
Jan. 3, 1991	Topeka, KS	L, 56-60
Feb. 28, 1992	--	W, 82-51 [^]
^~MIAA Tournament		
#~Woods Owl Classic		

Washington State Pullman, Wash.

0-1

(H: 0-0, A: 0-0, N: 0-1)

Date	Location	Result
Dec. 1, 1995	--	L, 50-89!
!~Dial Classic		

Washington-St. Louis St. Louis, Mo.

1-0

(H: 0-0, A: 1-0, N: 0-0)

Date	Location	Result
Jan. 24, 1980	St. Louis	W, 63-30



ALL-TIME SERIES

RECORDS


**West Texas State
Canyon, Texas**

1-2

(H: 0-0, A: 0-0, N: 1-2)

Date	Location	Result
1987-1988	--	L, 61-64^
Mar. 10, 1989	--	L, 70-83^
Mar. 9, 1991	--	W, 71-70^

^NCAA DII Tournament

**West Virginia Tech
Institute, W.V.**

1-0

(H: 0-0, A: 1-0, N: 0-0)

Date	Location	Result
Jan. 2, 1987	Montgomery, WV	W, 76-53

**Western Illinois
Macomb, Ill.**

6-7

(H: 3-2, A: 1-5, N: 2-0)

Date	Location	Result
Jan. 2, 1983	Miami Dial Tourn.	W, 78-64
Dec. 28, 1993	Macomb, Ill.	L, 70-71
Jan. 11, 1995	Cape Girardeau, Mo.	W, 75-58
Dec. 2, 1995	Pullman, Wash.	W, 83-64
Jan. 25, 1996	Macomb, Ill.	L, 57-75
Nov. 25, 1997	Cape Girardeau, Mo.	W, 70-68
Dec. 8, 2012	Cape Girardeau, Mo.	W, 56-47
Dec. 7, 2013	Macomb, Ill.	L, 58-79
Dec. 3, 2014	Cape Girardeau, Mo.	L, 62-79
Nov. 24, 2015	Macomb, Ill.	W, 89-84
Nov. 16, 2016	Cape Girardeau, Mo.	L, 87-100
Dec. 5, 2017	Macomb, Ill.	L, 59-87
Dec. 17, 2019	Macomb, Ill.	L, 91-97

**Western Kentucky
Bowling Green, Ky.**

0-2

(H: 0-1, A: 0-1, N: 0-0)

Date	Location	Result
Dec. 16, 2012	Bowling Green, Ky.	L, 46-60
Nov. 19, 2013	Cape Girardeau, Mo.	L, 75-90

**Western Michigan
Kalamazoo, Mich.**

1-1

(H: 1-0, A: 0-1, N: 0-0)

Date	Location	Result
Dec. 7, 2010	Cape Girardeau, Mo.	W, 60-56
Dec. 10, 2011	Kalamazoo, Mich.	L, 34-67

**William Baptist
Walnut Ridge, Ark.**

1-0

(H: 1-0, A: 0-0, N: 0-0)

Date	Location	Result
Feb. 26, 1996	Cape Girardeau, Mo.	W, 82-74

**William Woods
Fulton, Mo.**

4-7

(H: 3-3, A: 1-3, N: 0-0)

Date	Location	Result
Nov. 15, 1978	Fulton, Mo.	L, 62-85
1978	--	L, 50-78
Jan. 26, 1980	Cape Girardeau, Mo.	L, 49-54
Feb. 6, 1980	Fulton, Mo.	L, 42-90
Dec. 6, 1980	Cape Girardeau, Mo.	L, 53-71
Feb. 3, 1981	Fulton, Mo.	L, 51-62
Mar. 2, 1981	Cape Girardeau, Mo.	L, 56-58
Nov. 24, 1981	Cape Girardeau, Mo.	W, 76-51
Jan. 18, 1982	Fulton, Mo.	W, 64-44
Dec. 30, 2014	Cape Girardeau, Mo.	W, 77-40
Dec. 30, 2015	Cape Girardeau, Mo.	W, 94-58

**Wisconsin-Green Bay
Green Bay, Wis.**

0-3

(H: 0-1, A: 0-2, N: 0-0)

Date	Location	Result
Nov. 29, 2002	Green Bay, Wis.	L, 49-74#
Nov. 29, 2009	Cape Girardeau, Mo.	L, 50-88
Dec. 10, 2010	Green Bay, Wis.	L, 40-74

#-UWGB Tournament

**Wisconsin-Milwaukee
Milwaukee, Wis.**

2-6

(H: 1-3, A: 1-3, N: 0-0)

Date	Location	Result
Nov. 30, 1991	Milwaukee, Wis.	W, 65-53
Jan. 16, 1992	Cape Girardeau, Mo.	W, 85-74
Dec. 5, 1992	Milwaukee, Wis.	L, 60-73
Jan. 7, 1993	Cape Girardeau, Mo.	L, 54-56
Nov. 29, 1996	Milwaukee, Wis.	L, 47-55
Nov. 15, 1997	Cape Girardeau, Mo.	L, 56-71
Nov. 25, 2005	Cape Girardeau, Mo.	L, 87-90#*
Dec. 2, 2005	Milwaukee, Wis.	L, 70-73*

**Wichita State
Wichita, Kan.**

1-1

(H: 0-0, A: 1-1, N: 0-0)

Date	Location	Result
Nov. 23, 2013	Wichita, Kan.	L, 46-67
Dec. 4, 2015	Wichita, Kan.	W, 66-62 ^{OT}

**Wright State
Dayton, Ohio**

2-1

(H: 1-0, A: 1-0, N: 0-1)

Date	Location	Result
Jan. 23, 1982	Charleston, Ill.	W, 90-55\$
Dec. 19, 2011	--	L, 53-74%
Nov. 9, 2012	Cape Girardeau, Mo.	W, 78-66

\$-EIU Tournament (Charleston, Ill)

%Wright State Holiday Invitational

**Xavier
Cincinnati, Ohio**

0-1

(H: 0-0, A: 0-1, N: 0-0)

Date	Location	Result
Nov. 18, 2016	Cincinnati, Ohio	L, 48-54

*-Denotes that Southeast Missouri vacated all wins in the 2004-05 and 2005-06 seasons. The all-time record shows accurate record after wins were revoked. Team was cited for four season (2002-03, 2003-04, 2004-05, 2005-06).

OVC CHAMPIONS • 2006-07 • 2007-08 // TOURNAMENT CHAMPS • 2006-07 • 2019-20

FOLLOW THE REDHAWKS AT **GOSOUTHEAST.COM**



RECORDS

ALL-TIME ROSTER

A	
Lesley Adams.....	2008-09
Jessica Aebi.....	2003-04
Celeste Akoro.....	2018-20
Kennedi Allen.....	2017-Pres.
Edith Allenworth.....	1981-82
Jenny Anderson.....	2000-01
Melissa Anthony.....	2003-04

B	
Tammy Babcock.....	1980-81
Janice Baeten.....	1993-95
Debbie Baldwin.....	1975-76
TaKeela Ball.....	2001-02
Sarah Balfour.....	2018-19
Dolapo Balogun.....	2015-19
Terri Baker.....	1979-80
Cindy Bates.....	2000-02
Lisa Bean.....	1981-83
Bianca Beck.....	2008-12
Mikal Bencomo.....	2006-08
Veronica Benson.....	2000-02
Pam Benton.....	1977-81
Joann Betts.....	1977-82
Debra Beussink.....	1976-78
Kathy Blair.....	1981-82
Brenda Blissett.....	1984-85
Delborah Blissett.....	1979-80
Virginia Blissett.....	1983-86
Rachel Blunt.....	2005-09
Erin Bollman.....	2014-16
Sherry Boswell.....	1975-76
Allyson Bradshaw.....	2011-15
Tami Branson.....	1980-81
Gail Brink.....	1975-76
Chandra Brown.....	2003-05
Kim Brown.....	2000-01
Sophie Bussard.....	2019-Pres.

C	
Moneik Campbell.....	1996-00
Anne Cate.....	2005-09
Jennifer Cavaness.....	1983-85
Shymaria Christopher.....	2020-Pres.
Wilma Clark.....	1976-78
Lori Chase.....	1999-03
Candice Coffey.....	2001-02
Jean Collette.....	1978-79
Pat Colon.....	1982-87
Tionne Colyer.....	2018-19
Tatiana Conceicao.....	2004-06
Anne Cook.....	1985-88
Shauna Cook.....	1995-99
Sherry Cook.....	1995-99
Paula Corder-King.....	1998-00
Sarah Costello.....	2002-04
Sami Jo Cotton.....	2003-04
Arie Crawford.....	1976-81
Jayne Creek.....	1980-81
Kathleen Crowe.....	1978-79
Anne Crowley.....	1981-83
Brittney Cupp.....	2018-19

D	
Michelle Daniel.....	1985-87
Sonya Daugherty.....	2005-09
Theresa Davidson.....	1983-85
Chandler Davis.....	2020-Pres.
Jasmine Davis.....	2009-11
Jodi Davis.....	1992-93
Heather Diebold.....	2005-07
Terri Doehring.....	1980-81
Mathilde Dufour.....	2006-09
Christy Dunlap.....	1983-84
Katrishia Dunn.....	2004-06

E	
Mary Eldringhoff.....	1975-76
Karley Evans.....	2010-12
Leanne Evans.....	2004-05
Becky Exman.....	1975-76

F	
Stephanie Faith.....	1994-98
Shelah Fields.....	2009-12
Sandy File.....	1988-92
Tore File.....	2007-08
Gwen Fitzpatrick.....	1990-93
Jenny Foeste.....	1989-90
Lisa Foster.....	1987-88
Sue Foster.....	1993-94
Sarah Frazier.....	1996-98
Liz Frischman.....	1978-80

G	
Denisha Gardener.....	2019-20
Ambrea Gentle.....	2020-Pres.
Roberta Granderson.....	1991-95
Jennifer Gries.....	1999-01
Susan Guidicy.....	1980-81
Many Ann Glaus.....	1981-82
Crysta Glenn.....	2007-09
Tanya Guell.....	2001-03
Lakyn Gulley.....	2016-18

H	
Olivia Hackman.....	2012-17
Dru Haertling.....	2012-13
Sophia Hancock.....	2019-Pres.
Debbie Hanneke.....	1976-77
Brittany Harriel.....	2009-13
Jessie Harshberger.....	2016-20
Dana Hawkins.....	1996-98
Gray C. Harris.....	1992-96
Sheila Harris.....	1982-83
Tonia Harris.....	1991-95
Rachaelle Hayes.....	1982-84
Sandy Heitschmidt.....	1983-87
Julie Heitz.....	1994-97
Mary Herring.....	1982-84
Josie Herzog.....	1980-81
Corneisha Henderson.....	2015-16
Tammy Hoffmeister.....	1980-81
Stephanie Holland.....	1990-95
Amber Holmes.....	2008-12
Michelle Horneker.....	1986-90
Reagan Hughston.....	1998-00
Jordan Hunter.....	2012-14

I	
Rochelle Ikeni.....	2007-09
Allison Iversen.....	1998-00
Pam Iverson.....	1998-02

J	
Deana Jackson.....	1987-91
Simone Jackson.....	2004-06
Theresa Jackson.....	1984-85
Angela James.....	1986-90
Lisa Jensen.....	1978-80
Briana Johns.....	2020-Pres.
Imani Johnson.....	2015-16
Tierra Johnson.....	2007-09
Deja Jones.....	2014-18
Heather Jones.....	1995-96

K	
Caryn Kaufman.....	1982-83
Sandy Kearbey.....	1980-82
Heather Keleman.....	1975-76
Karen Kernerling.....	1983-84
Connor King.....	2012-16
Pam Kinder.....	1975-76

Bertha King.....	1982-84
Chytarra Kintchen.....	2005-06
Andrea Koeper.....	2001-02
Jamie Koester.....	1996-98

L	
June Lacy.....	1984-85
Erika Lane.....	2009-11
Cindy Leonard.....	1983-85
Arletha Lewis.....	1991-93
Kaley Leyhue.....	2014-18
Hillary Lively.....	2013-15
Vicki Lohmann.....	1986-88
Ashley Lovelady.....	2006-08
Losmie Lutaya.....	2017-19
Ashton Luttrull.....	2014-18
Lachelle Lyles.....	2005-07

M	
Patricia Mack.....	2009-14
Mandy Madden.....	2016-18
Selina Madison.....	1978-80
MarySue Marxkors.....	1975-76
Dawn Massani.....	1993-97
Michaela Mayfield.....	2020-Pres.
Mary McClenning.....	1976-77
Iyanna McCurdy.....	2016-20
Louise McGoldrick.....	2002-03
Wendy McNemary.....	1979-81
Hilma Mededovic.....	2015-17
Julie Meier.....	1991-95
Nina Menifee.....	1985-86
Tiffany Melis.....	1998-02
Janet Miller.....	1989-90
Monica Miller.....	2009-11
Shanece Miller.....	2009-10
Sarah Miller.....	1995-97
Tammie Minor.....	1985-86
Brianna Mitchell.....	2013-17
LaVetta Mitchell.....	1989-90
Sherry Mitchell.....	1987-91
Aisha Moreno.....	2004-06
Linda Mouth.....	1976-77
Zandra Moore.....	1995-96
Alison Morris.....	1989-94
Rachel Mueggenborg.....	2004-05
Adrianna Murphy.....	2015-19
Erica Muskrow.....	1991-93
Susan Musselwhite.....	1989-90

N	
Lisa Newman.....	1980-81
Kimberly Nicholson.....	1999-01
Tarina Nixon.....	2005-09
Hannah Noe.....	2014-17
Katie Norman.....	2009-11

O	
Wanika Owsley.....	2004-06

P	
Tammy Page.....	1978-80
Szandra Pal.....	2005-09
Kim Palmer.....	1993-97
Leanna Peoples.....	1984-85
Nyrobi Pillers.....	2020-Pres.
Jill Pizzotti.....	1984-89
Peggy Pollihan.....	1997-78
LaShelle Porter.....	1998-03
Taelour Pruitt.....	2018-Pres.
Jody Pugh.....	1990-92
Susie Puhl.....	1975-76
Natalie Purcell.....	2004-06
Shannon Proffit.....	2002-04

R	
Christine Rathke.....	2000-02
Lisa Roberts.....	1979-80
Baile Roberts.....	2009-13
Lueveria Roberts.....	1986-90
Jasmine Robinson.....	2014-15
Renee Rogliardi.....	1987-92
Kristy Roherty.....	1999-02
Yelena Rosado.....	2011-15
Brandi Russia.....	2003-05
Tiffanne Ryan.....	2002-06

S	
LaTrese Saine.....	2016-Pres.
Susie Schallenberg.....	1976-78
Roshala Scott.....	2019-Pres.
Kelli Seaton.....	1981-83
Liz Sharpe-Taylor.....	2004-05
Lauren Sharpe.....	2007-09
Miah Shelford.....	2002-05
Carrie Shephard.....	2017-20
Courtney Shiffer.....	2010-13
Sherri Shirrell.....	1984-87
Yashika Sidbury.....	2002-04
Michelle Siemer.....	1975-76
Sherre Simmons.....	1980-82
Terri Smith.....	1988-89
Terri Smith.....	2019-Pres.
Carina Souza.....	2002-04
Rusty Sowers.....	1997-99
Natasha Starkes.....	2002-03
Katrina Stepney.....	1995-96
Donna Steppelman.....	1976-78
Lolita Still.....	1984-85
Daryl Strong.....	1992-94
Annie Struve.....	1996-00
Cindy Struck.....	1980-81
Valarie Sullivan.....	1992-93
Julie Sweetin.....	2004-05

T	
Jocelyn Taylor.....	2018-20
Joiceline Thesing.....	2005-07
Cheryle Thoele.....	1994-95
Tisa Thompson.....	2000-02
Tesia Thompson.....	2017-Pres.
Liea Toedte.....	1998-00
Barb Truetken.....	1976-79

U	
Michelle Ummel.....	1975-76

V	
Jill Van Leer.....	1988-89
Karen Vaughn.....	1979-83

W	
Jamie Wahlert.....	1995-98
Mary Walters.....	1981-82
Deanay Watson.....	2020-Pres.
Jeri Weneker.....	1976-79
Sarita Wesley.....	1987-91
Dawn Westman.....	1991-93
Kay Westmoreland.....	1981-82
Kenja White.....	2002-04
Tajuana White.....	1997-99
Missy Whitney.....	2006-08
Kara Wright.....	2012-14
Jerri Wiley.....	1989-91
Stephanie Williams.....	1982-87

Z	
Cindy Zanick.....	1981-85





OVC Tournament (11-18)

1992

Cookeville, Tenn. - Eblen Center

Semifinals

#1 Tennessee Tech 87, #4 Southeast Missouri 74

1994

Nashville, Tenn. - Municipal Auditorium

First Round

#4 Middle Tennessee 71, #5 Southeast Missouri 70

1995

Nashville, Tenn. - Municipal Auditorium

First Round

#2 Tennessee Tech 82, #7 Southeast Missouri 59

1996

Nashville, Tenn. - Municipal Auditorium

First Round

#6 Murray State 73, #3 Southeast Missouri 56

1998

Nashville, Tenn. - Nashville Arena

First Round

#1 Eastern Kentucky 92, #8 Southeast Missouri 75

1999

Nashville, Tenn. - Nashville Arena

First Round (Campus Site)

#4 Southeast Missouri 66, #5 Murray State 60

Semifinals

#1 Tennessee Tech 73, #4 Southeast Missouri 62

2000

Nashville, Tenn.

Gaylord Entertainment Center

First Round (Campus Sites)

#2 Middle Tennessee 76, #7 Southeast Missouri 57

2001

Nashville, Tenn.

Gaylord Entertainment Center

First Round (Campus Sites)

#5 UT Martin 68, #4 Southeast Missouri 63

2002

Louisville, Ky.

Kentucky International Convention Center

First Round (Campus Sites)

#4 Austin Peay 68, #5 Southeast Missouri 67

2003

Nashville, Tenn.

Gaylord Entertainment Center

First Round (Campus Sites)

#2 Southeast Missouri 79, #7 Eastern Illinois 76

Semifinals

#2 Southeast Missouri 78, #6 Tennessee Tech 65

Championship

#1 Austin Peay 85, #2 Southeast Missouri 61

2004

Nashville, Tenn. - Municipal Auditorium

First Round (Campus Sites)

#4 Southeast Missouri 76, #5 Murray State 51

Semifinals

#1 Austin Peay 72, #4 Southeast Missouri 55

2005

Nashville, Tenn.

Gaylord Entertainment Center

First Round (Campus Sites)

#2 Southeast Missouri 47, #7 Samford 45*

Semifinals

#2 Southeast Missouri 71, #3 Tennessee Tech 68*

Championship

#1 Eastern Kentucky 84, #2 Southeast Missouri 73 ^{20T}

*-Wins vacated due to NCAA sanctions

2006

Nashville, Tenn.

Gaylord Entertainment Center

First Round (Campus Sites)

#2 Southeast Missouri 80, #7 Murray State 49*

Semifinals

#2 Southeast Missouri 59, #3 Samford 52*

Championship

#2 Southeast Missouri 71, #1 Tennessee Tech 50*

*-Wins vacated due to NCAA sanctions

2007

Nashville, Tenn.

Gaylord Entertainment Center

First Round (Campus Sites)

#1 Southeast Missouri 58, #8 Austin Peay 54

Semifinals

#1 Southeast Missouri 57, #4 Samford 51

Championship

#1 Southeast Missouri 62, #2 Murray State 60

2008

Nashville, Tenn. - Municipal Auditorium

First Round

#1 Southeast Missouri 67, #8 Jacksonville State 45

Semifinals

#4 Eastern Illinois 52, #1 Southeast Missouri 40

2009

Nashville, Tenn. - Sommet Center

First Round (Campus Sites)

#3 Tennessee State 77, #6 Southeast Missouri 66

2016

Nashville, Tenn. - Municipal Auditorium

First Round

#3 SIUE 80, #6 Southeast Missouri 76 ^{OT}

2017

Nashville, Tenn. - Municipal Auditorium

First Round

#1 Belmont 74, #8 Southeast Missouri 59

2018

Evansville, Ind. - Ford Center

First Round

#1 UT Martin 63, #7 Southeast Missouri 60

2019

Evansville, Ind. - Ford Center

First Round

#1 Belmont 74, #8 Southeast Missouri 65

2020

Evansville, Ind. - Ford Center

First Round

#3 Southeast Missouri 82, #6 Tennessee Tech 81^{OT}

Semifinals

#3 Southeast Missouri 114, #1 Belmont 99

Championship

#3 Southeast Missouri 67, #2 UT Martin 47

*- 2020 NCAA Tournament cancelled due to the COVID-19 pandemic. SMO would have played due to receiving the automatic bid after winning 2020 OVC Tournament.

OVC Tournament Breakdown

W-L Records by Opponent

Austin Peay	1-3
Belmont	1-2
Eastern Illinois	1-1
Eastern Kentucky	0-2
Jacksonville State	1-0
Middle Tennessee*	0-2
Morehead State	--
Murray State	3-1
Samford*	1-0
SIUE	0-1
Tennessee State	0-1
Tennessee Tech	2-3
UT Martin	1-2

*-No longer OVC Members

NCAA Tournament

2006

Denver, Colo. - Pepsi Center

March 18

#13 Stanford 72, Southeast Missouri 45*

*- Tournament appearance vacated due to NCAA sanction

2007

Austin, Texas - Erwin Center

March 17

#11 Oklahoma 74, Southeast Missouri 60

*2020 NCAA Tournament cancelled due to the COVID-19 pandemic. SMO would have played due to receiving the automatic bid after winning 2020 OVC Tournament.

WNIT

2008

Evansville, Indiana - PAC Arena

Evansville 60, Southeast Missouri 58







2020-21



OV
C

Southeast Missouri is in its 30th year as a member of the Ohio Valley Conference. The Redhawks first joined the NCAA Division I ranks in 1991-92.



OVC

OVC HISTORY

Now in its 73rd year, the Ohio Valley Conference continues to build on the success that has made it the nation's eighth-oldest NCAA Division I conference.

In May 2011 the Conference expanded for the second time in four years, adding Belmont University which began competition in the 2012-13 academic year. The addition of Belmont gave the OVC 12 members, the most the league has had at one time in its illustrious history. The move added a second team in the city of Nashville and was the first addition to the league since Southern Illinois University Edwardsville joined in 2008. Subsequently, the league has shown its stability over the past decade, seeing only one member institution depart over the past 20 years.

The 2009-10 school year saw a change in leadership as Beth DeBauche was named the seventh full-time Commissioner in league history on July 28, 2009. The last three commissioners of the OVC have moved onto jobs as the commissioner of the Big Ten, Big 12 and the Mid-American Conferences.

The OVC's proud history dates back to 1948, but seeds for the new league were actually planted in 1941. It was then that Roy Stewart, the athletics director at Murray State, Charles "Turkey" Hughes, the athletics director at Eastern Kentucky, and Kelly Thompson, the public relations director at Western Kentucky, first broached the idea of forming a new conference. Discussions were put on hold by World War II, but reemerged February 27-28, 1948 at the Kentucky Hotel in Louisville as the three original institutions combined with Morehead State, Louisville and Evansville to form the OVC.

In the 1950s, the OVC became a pioneer on a much more significant scale socially. During times of racial segregation, league member Morehead State became one of the first non-traditionally black mid-southern institutions to accept a black student. In 1958 Marshall Banks earned athletically-related aid at Morehead, which signed a second black athlete, Howard Murphy, a year later. In 1961 Murphy earned all-conference recognition as a halfback in football. With racial barriers broken, the rest of the institutions in the league began to provide educational and

athletic opportunities to African-Americans.

After Title IX legislation passed in 1972, women's athletics began a rebirth on the national scene as the NCAA began sponsoring and marketing women's sports. Recognizing the need to provide increased opportunities for female athletes, the OVC began formulating plans for women's athletics in 1975 and established women's championships in the sports of basketball, tennis and track in 1977, with cross country and volleyball added over the next four years. Those sports were initially governed by the Association of Intercollegiate Athletics for Women (AIAW), but the overall strength of women's programs in the league was demonstrated by the automatic bids the OVC instantly received when the NCAA became the governing body in 1982. The conference added women's golf and softball in 1994 and women's soccer in 1998.

Tennessee Tech has won or shared 18 regular-season women's basketball championships in addition to nine OVC Tournament crowns; both are tops in OVC history. UT Martin added its name to the list of championship by capturing its first OVC Tournament title in 2011 and also winning championships in 2012, 2013 and 2014. The Skyhawks became just the fourth team in OVC history (and first since Austin Peay from 2000-03) to win four-straight tournament titles, while Belmont joined that club after winning its fourth-straight title in 2019 (2016-19).

Several coaches have made their mark in the history of OVC women's basketball. Former Tennessee Tech coach Marynell Meadors posted an amazing 363-139 (72.3%) record at Tech, becoming the first woman in NCAA or AIAW history to win 300 games at the same institution, while former Tennessee State skipper Teresa Phillips earned National Coach of the Year honors from USA Today in 1990 for turning around the Lady Tigers' program before going on to lead TSU to the NCAA Tournament in 1994 and 1995. Tennessee Tech coach Bill Worrell capped a stellar 20-year career in 2005-06 and was inducted into the OVC Hall of Fame in 2007; he compiled a 408-190 record while leading the Golden Eagles to an unprecedented 16 OVC regular-season titles and eight NCAA

Tournament appearances, including five straight from 1989-93. Larry Joe Inman, who retired at the conclusion of the 2007-08 season and was inducted into the OVC Hall of Fame in 2009, won more than 100 games at both Middle Tennessee and Eastern Kentucky, and earned OVC Coach of the Year honors a record eight times - five times at EKU and three at MTSU. In 2012-13 Inman came out of retirement to take the Tennessee State job; in 2014-15 he led the Lady Tigers to its first OVC Tournament Championship since 1995. Inman once again retired following the 2016-17 season, with 545 career victories.

Many great players have graced the hardwood over the years, including former OVC Players of the Year Brooke Armistead and Gerlonda Hardin from Austin Peay, Pam Chambers, Jerilynn Harper, Cheryl Taylor, Angela Moorehead, Roschelle Vaughn, Diane Seng, Janet Holt and Emily Christian from Tennessee Tech; Morehead State's Donna Murphy, Priscilla Blackford and Chynna Bozeman; Eastern Kentucky's Kim Mays; Southeast Missouri's Gray C. Harris; Murray State's Ashley Hayes; UT Martin's Heather Butler and Jasmine Newsome; and Belmont's Darby Maggard.

Morehead State center Brittany Pittman set new school, league and NCAA standards for blocked shots in 2008-09. Pittman swatted 164 shots during the season, setting a new NCAA single-season record (which has since been broken).

In 2012-13 the UT Martin duo of Jasmine Newsome and Heather Butler finished fifth and sixth nationally among NCAA scoring leaders. Newsome, the 2012 and 2013 OVC Player of the Year, averaged 22.6 points per game on the way to All-American honors while Butler averaged 22.4 points per contest. Butler set a NCAA record during the season by connecting on a 3-pointer in her 80th-straight game.

In 2013-14 Butler and Newsome capped their brilliant careers by ranking first and second in scoring in OVC history. Butler, the 2013-14 OVC Female Athlete of the Year, finished her career with 2,865 points, which ranked first in OVC and 16th in NCAA history. She also finished her career with 392 career 3-pointers (which was tied for the most in NCAA history following her career but now





ranks second) and scored in double figures in all 129 career games, which ranks fifth in NCAA history. Following the season Butler was signed by the WNBA's San Antonio Stars where she became the first OVC player to make an active WNBA roster. Newsome capped her career with 2,566 points, second only to Butler in OVC history.

The league also had another historical moment in November 2008 when the NCAA awarded Nashville the 2014 NCAA Women's Division I Final Four. The OVC served as the host of the prestigious event, which is one of the biggest sporting events the city of Nashville can host. The event was held April 6 and 8 at Bridgestone Arena in downtown Nashville and was played in front of sold-out crowds for both the semifinals and championship as UConn topped Notre Dame in a battle of undefeated teams to win its ninth national title.

In 2017-18, Belmont completed its second-straight undefeated league season, increasing its winning streak in Conference games (both regular season and tournament) to 46 games. The Bruins were ranked in both the USA Today Coaches Poll and Associated Press Poll during the year, becoming the first OVC team to be nationally-ranked since 1992-93. The Bruins finished the year ranked No. 23 in the AP poll.

Belmont guard Darby Maggard capped her career in 2018-19 by earning her fourth-straight first-team All-OVC honor in addition to earning her fourth-straight OVC All-Tournament honors. She became the first player in NCAA history to make at least 400 3-pointers and dish out at least 650 assists in a career while her 92.4 percent career free throw percentage ranks first in NCAA history, her 2.77 assist-to-turnover ratio is third and her 430 made 3-pointers is fourth. She was one of just 19 players in OVC history to reach 2,000 career points (2,031) and she finished her career third in OVC history for assists (683). After the season Maggard finished as the national runner-up at the College 3-Point Championship.

In March 2020 due to the COVID-19 public health emergency, spring sports were canceled across the OVC and the NCAA (including all winter and spring NCAA Championships).

The playing field is not the only place where OVC athletes are working hard. The league also recognizes excellence in the classroom. Six Scholar-Athlete Awards are presented yearly to male and female athletes, while others are commended for their academic success by being Medal of Honor recipients or earning a spot on the Commissioner's Honor Roll. Additionally, the league annually presents one institutional Academic Achievement Award, as well as separate team awards in each Conference-sponsored sport. Since the College Sports Information Directors of America (CoSIDA) Academic All-America program began, the Ohio Valley Conference has had 296 student-athletes honored with the award (including 51 over the past five years).

Through the early years of the league, administrators wrestled with fan behavior due to the close proximity of the Conference members and the intense rivalries which developed. Just as it did decades ago, the OVC took the leadership role on what has become a national issue. In 1995, the OVC implemented a first-of-its-kind "Sportsmanship Statement," a policy which promotes principles of fair play, ethical conduct and respect for one's opponent. The statement has become a model for others to follow across the nation and has answered the challenge of the NCAA Presidents Commission to improve sportsmanship in collegiate athletics.

Additionally, the OVC annually presents the Steve Hamilton Sportsmanship Award, in honor of the former Morehead State student-athlete, coach and athletics director, to a junior or senior student-athlete with significant athletic contributions who best exemplifies the characteristics of sportsmanship and citizenship. Most recently, the Conference has also implemented the OVC Institutional and Team Sportsmanship Awards, which are presented to one institution and 18 sport-specific teams voted by their peers to have best exhibited the standards of sportsmanship and ethical conduct as outlined by the OVC and NCAA.

The vision of leadership demonstrated by the Founding Fathers in 1948 remains alive today as the Ohio Valley Conference prepares for the future. One example is in

regard to the current trend in collegiate athletics administration for increased involvement of university presidents in setting policies and making rules. The presidents of OVC institutions, however, have always governed the Conference, long before presidential governance became a national theme.

The Ohio Valley Conference sponsors the following sports: baseball, basketball, cross country, football, golf, tennis and track for men, and basketball, cross country, golf, soccer, softball, tennis, track, volleyball and beach volleyball for women. In addition, the OVC also sponsors the combined men's and women's sport of rifle.

Now in its seventh decade of competition, the Ohio Valley Conference has grown significantly from its humble beginnings while increasing the number of athletics opportunities it provides for students. Current league representatives include charter members Eastern Kentucky University, Morehead State University and Murray State University, along with Austin Peay State University, Belmont University, Eastern Illinois University, Jacksonville State University, Southeast Missouri State University, Southern Illinois University Edwardsville, Tennessee State University, Tennessee Technological University and the University of Tennessee at Martin.





OVC

OVC TOURNAMENT



The 2021 Ohio Valley Conference Men's and Women's Basketball Championships will be held March 3-6 at the Ford Center in Evansville, Indiana.

It marks the fourth-straight year the event will be held at the venue. The Ford Center, which opened in 2011, is a 11,000-seat arena located in the core of Evansville's downtown district. The 290,000-square foot facility serves as home of the Evansville Thunderbolts of the Southern Professional Hockey League and the Indiana Freebirds of the National Gridiron League (NGL). The Ford Center has served as host to numerous sporting events and concerts on an annual basis.

The top eight men's and women's teams, based upon Conference winning percentage, automatically earn access to the OVC Basketball Championship presented by Kentucky Wild. The OVC Basketball Championships feature 14 games of basketball action spanning four days as teams compete to capture the OVC title and earn a bid to the NCAA Tournament. The opening rounds of the 2021 OVC Basketball Championships begin on Wednesday, March 3. The championship games will be played on Saturday, March 6, 2021.

WOMEN'S TOURNAMENT -- SCHEDULE/RESULTS

First Round: Wednesday, March 3, 2021

Game 1: #5 Seed vs. #8 Seed, TBA

Game 2: #6 Seed vs. #7 Seed, TBA

First Round: Thursday, March 4, 2021

Game 3: #4 Seed vs. Winner of Game 1, TBA

Game 4: #3 Seed vs. Winner of Game 2, TBA

Semifinals: Friday, March 5, 2021

Game 5: #1 Seed vs. Winner Game 3, TBA

Game 6: #2 Seed vs. Winner Game 4, TBA

Championship: Saturday, March 6, 2021

Game 7: Semifinal Winners, TBA



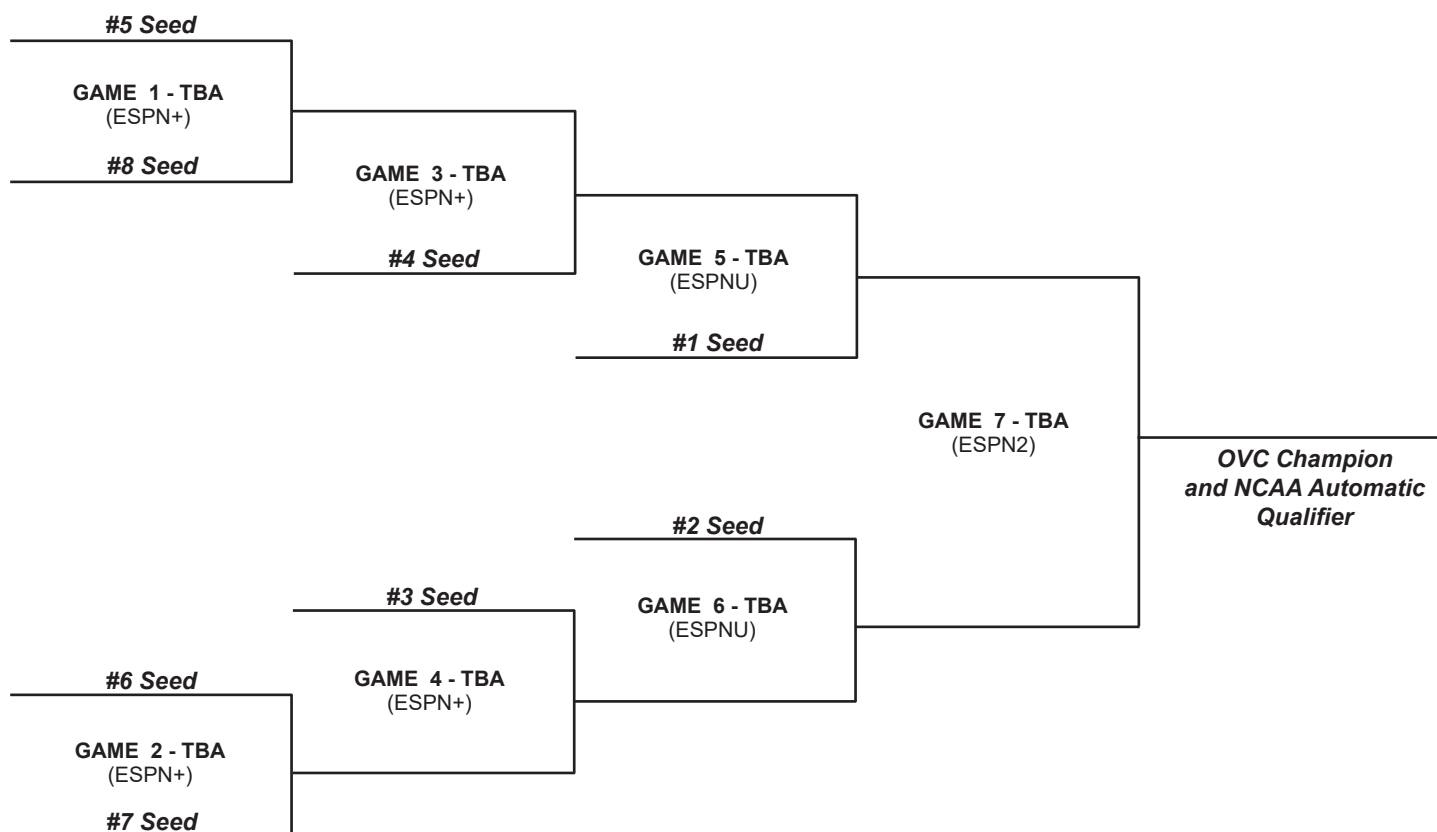


**2021 Ohio Valley Conference
Basketball Championships
Presented by Kentucky Wild
March 3-6
Ford Center
Evansville, Indiana**



Women's Championship Bracket

WEDNESDAY, MARCH 3 (First Round)	THURSDAY, MARCH 4 (Quarterfinals)	FRIDAY, MARCH 5 (Semifinals)	SATURDAY, MARCH 6 (Championship)
-------------------------------------	--------------------------------------	---------------------------------	-------------------------------------



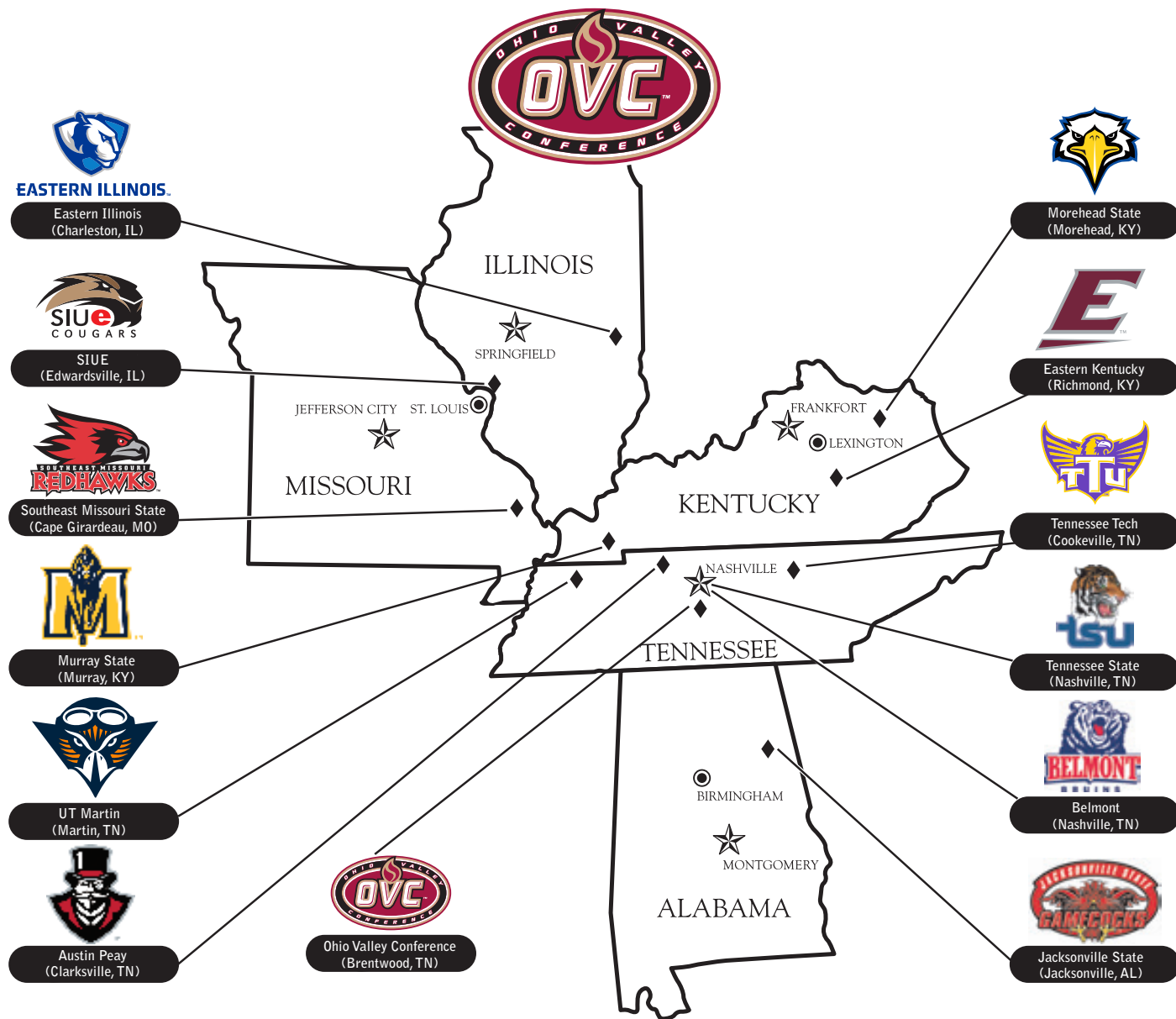
All Times Central





OVC

OVC MAP





Beth DeBauche
Commissioner



Kate Barnett
Assistant Commissioner of
Championships



Stephanie Castera
Assistant Commissioner for
Institutional Services/SWA



Kyle Schwartz
Assistant Commissioner for
Strategic Communications




Travis Tellitocci
Assistant Commissioner
for Football, Basketball and
Officiating



Lauren Berst
Director of Administration



Heather Brown
Director of
Communications



Trevor Reeves
Director of Compliance and
Institutional Services



Bryce Robinson
Director of Digital Media



Jonathan Owens
Assistant Director of
Championships and
Administration



Kim Vieira
Coordinator of Soccer
Officials







2020-21



SEMO

Southeast Missouri State University is a comprehensive university with numerous national and international academic accreditations. With nearly 12,000 students, SEMO is an ideal size to take advantage of critical learning and extracurricular opportunities.

BRING YOUR BIG IDEAS.

**And make
them count.**


Your big ideas will be in good company here. Whatever you choose to study, chances are the program is at the head of its class. And if you're at the head of yours, you can join our honors program and elevate your learning experience even further.



SOUTHEAST MISSOURI
STATE UNIVERSITY • 1873

**SOUTHEAST BOASTS 20+ NATIONALLY
AND INTERNATIONALLY ACCREDITED
PROGRAMS, INCLUDING:**

- / ATHLETIC TRAINING
- / BUSINESS
- / CHEMISTRY
- / COMPUTER SCIENCE
- / DIETETICS
- / EDUCATION
- / ENGINEERING PHYSICS
- / INTERIOR DESIGN
- / MASS COMMUNICATION
- / MUSIC
- / NURSING
- / SOCIAL WORK
- / THEATRE



**GETTING INTO MEDICAL
SCHOOL ISN'T EASY —
WE JUST MAKE IT LOOK
THAT WAY. SOUTHEAST'S
PRE-MED STUDENTS ARE
ACCEPTED TO**

**medical
school well
above the
national
average.**

Like our students, Southeast faculty members come from around the country, hailing from leading institutions such as:

- / Boston Conservatory of Music
- / Carnegie Mellon University
- / Harvard University
- / Pennsylvania State University
- / Purdue University
- / Texas A&M University
- / Tulane University
- / University of Florida
- / University of Michigan
- / Vanderbilt University
- / Yale University



**COME HERE
AS A STUDENT.**

**And go
anywhere
as a
teacher.**

Southeast education graduates work as faculty members in school districts across the nation, and in more than 35 countries around the world.

1:21
faculty-
student
ratio

**Full-time
faculty**

**lead most classes, not
teaching assistants —
starting with freshman year.**

**THE DONALD L. HARRISON
COLLEGE OF BUSINESS
CONSISTENTLY MAKES THE
PRINCETON REVIEW'S LIST OF**

**top business
schools.**



ROLL UP YOUR SLEEVES AND GET DOWN TO BUSINESS.

Or education, public policy, communications or journalism — whatever your major, expect to learn a lot in class and even more in practice. And here, that practice happens on the latest technology and in real-world settings. You'll experiment and collaborate in just about all of your coursework. And you'll put new knowledge into action right from the start.



YOUR NEXT BIG IDEA could happen anywhere. But you'll give it legs and watch it run at **Catapult Creative House**, our **student-run idea incubator** and launchpad for innovation. Get to work in our creative labs, 3D modeling and printing gallery, and impact studio. It's where you'll turn your concepts into prototypes, your prototypes into products, and your products into sales.

THE BEST PLACE TO LEARN ABOUT U.S. POLICY is where it's actually being shaped. So you'll go to the **Center for Strategic and International Studies (CSIS) in Washington, D.C.**, for part of our University Studies course. For four exhilarating days, you'll work directly with researchers and consultants who advise national leaders. And if you're really on top of your game, you may end up influencing the strategies you've come to study.



INTERNSHIPS

RÉSUMÉS ARE BUILT—NOT WRITTEN.

The workforce is just that: a force. And it's one you'll meet head on at Southeast Missouri State. We'll help you find internships (that's plural on purpose) and coach you through any challenges or questions that come your way.



SET OUT AND JOIN IN.

Earn your wings early. Chew your way into campus history. Share your musical gift. Meet your new brothers or sisters. Whatever you do — whether it's joining a club or carrying on a tradition — just know that you won't do it alone (except the chewing part).

21

SOCIAL FRATERNITIES AND SORORITIES

Representing the IFC, Panhellenic and NPHC Councils. Many of them call Greek Hill home. And in Fall 2016, a new Greek Village will open on campus, providing an expanded Greek community where thousands of students will make new memories of brotherhood and sisterhood.



180+ student groups

With organizations on campus from A (Adult Recess improv group) to Z (Zeta Phi Beta Sorority), there's something to meet every professional, social, recreational or religious interest. And if you can't find what you're looking for, form your own group.

We honor our heritage by sticking to our traditions.

Some of them, quite literally. For years, students have been making the trek up **Cardiac Hill** (a tradition in its own right) to add their chewing gum to our infamous **Gum Tree**.

MAKE ART THAT INSPIRES.

And do it on
a campus
that's equally
inspiring.



Dobbins River Campus Center


Inside this living-learning center, you can make a masterpiece, make dinner and make your bed without ever leaving the **River Campus**.

In addition to a residence hall, dining facilities and contemporary classrooms, the **Cultural Arts Center** offers professional-level theatres, costume and scene shops, music rehearsal and gallery space, and dance and art studios — each equipped to inspire ovation-worthy works of art.



Built
our R
Miss
arts.
in the
Perfo
Come
the la
breat





on the banks of the Mississippi,
River Campus is the only one in
ouri dedicated entirely to the
But you don't have to be a student
e **Holland School of Visual and**
forming Arts to appreciate it.
e catch a performance. Explore
atest exhibits. Or just enjoy the
htaking river views.

Five venues for exhibiting your
talent — including theatres, a
recital hall and galleries — set
the stage for

**more than
a hundred
different
events
each year.**

Among our student-produced
musical performances, you'll hear
everything from the classics to the
contemporary — including Brahms'
Double Concerto in A Minor and
Andrew Lipka's *The Addams Family*.



Southeast makes it
affordable to do what
you dream of doing,
and we're recognized
as one of the country's
institutions with
the least indebted
students.

LEARN MORE
about our \$17 million in
annual scholarships at
semo.edu/scholarships.

**SEE FOR YOURSELF
WHAT YOU'LL DO HERE**
Call us at (573) 651-2590
or schedule a visit at
semo.edu/visit.

OFFICE OF ADMISSIONS
One University Plaza, MS 3550
Academic Hall 100D
Cape Girardeau, Missouri 63701

573.651.2590
admissions@semo.edu

APPLY
We can't wait to see what you do.
But first, you'll need to get in.
semo.edu/apply

OVC CHAMPIONS • 2006-07 • 2007-08 // TOURNAMENT CHAMPS • 2006-07 • 2019-20





**DO
YOU
HAVE
THE
WILL
TO**

serve all
community
members?



**SOUTHEAST MISSOURI
STATE UNIVERSITY** - 1873

2020-21

Schedule

December

1	UNIV. HEALTH & PHARMACY	6:30 P.M.
6	EASTERN MICHIGAN	2:00 P.M.
11	WESTERN ILLINOIS	6:30 P.M.
13	Southern Illinois	2:00 p.m.
19	UT MARTIN*	2:00 P.M.
30	Tennessee Tech*	5:00 p.m.

January

2	TENNESSEE STATE*	2:00 P.M.
7	Belmont*	4:00 p.m.
9	Tennessee State*	1:00 p.m.
14	MURRAY STATE	5:00 P.M.
16	AUSTIN PEAY*	2:00 P.M.
21	Morehead State*	3:00 p.m.
23	Eastern Kentucky*	12:00 p.m.
28	SIU EDWARDSVILLE*	5:00 P.M.
30	EASTERN ILLINOIS*	2:00 P.M.

February

1	UT Martin*	7:00 p.m.
4	TENNESSEE TECH*	5:00 P.M.
6	JACKSONVILLE STATE*	2:00 P.M.
11	Murray State*	4:30 p.m.
13	Austin Peay*	1:00 p.m.
18	EASTERN KENTUCKY*	5:00 P.M.
19	MOREHEAD STATE*	5:00 P.M.
25	Eastern Illinois*	4:30 p.m.
27	SIU Edwardsville*	1:00 p.m.

March

3	OVC Tournament First Round	Evansville, Ind.
4	OVC Tournament First Round	Evansville, Ind.
5	OVC Tournament First Round	Evansville, Ind.
6	OVC Tournament First Round	Evansville, Ind.

All Times Central & Subject to Changes
 Home Games in **BOLD CAPS**
 *- Denotes Ohio Valley Conference Game
 All Games Live on the Radio at SEMO ESPN 1220 AM

GOSOUTHEAST.COM



REKHA PATTERSON | HEAD COACH



TESIA THOMPSON | SENIOR



LATRESE SAINE | SENIOR



KENNEDI ALLEN | SENIOR

