



2020-21
SOUTHEAST MISSOURI BASKETBALL




#LETSSOAR

**DO
YOU
HAVE
THE
WILL
TO**

**make a
medical
discovery?**



**SOUTHEAST MISSOURI
STATE UNIVERSITY · 1873**



2020-21



CONTENTS

Intro to Redhawk Basketball

Media Information	2-5
New SEMO Logos	6-7
Show Me Center	8-9
Academic Excellence	10
Social Development	11
Competitive Success	12
Sports Medicine	13
Under Armour	14-15
Game Day with the Redhawks	16-17
Redhawks in Professional Basketball	18-19
President Dr. Carlos Vargas	20-21
Director of Athletics Brady Barke	22-23
Athletics Staff	24-26

Season Preview

Season Outlook	28-29
Numerical/Alphabetical Roster	30
Radio/TV Roster	31
2020-21 Schedule	32

Coaches

Head Coach Brad Korn	34-35
Assistant Coach Keith Pickens	36
Assistant Coach Dustin Yoder	37
Assistant Coach Sam McMahon	38
Director of Operations Aaron Proctor	39
Basketball Staff	40

Profiles

Returnees	42-53
Newcomers	54-58

Review

2019-20 Final Statistics	60-65
2019-20 Box Scores/Game Summaries	66-81
2019-20 Miscellaneous Statistics	82

Opponents

2020-21 Opponents	84-88
Results vs. 2020-21 Opponents	88-90
Records vs. All Opponents	91

Ohio Valley Conference

OVC History	94-101
2019-20 Final Team Statistics	102-103
2019-20 Final Individual Statistics	104-105
2021 OVC Tournament	106-107
All-Time OVC Regular-Season Champions	108
2020-21 OVC Composit Schedule	109-110

Records & History

Honors & Awards	112-114
Miscellaneous Records	115
Career Rankings	116-117
Single-Season Rankings	118-119
Team Single-Season Records	120-121
Team Single-Game Records	122-123
Individual Single-Game Records	124-125
Opponent Individual Single-Game Records ..	126-127
Annual Leaders	128
Top Performances/100-Point Games	129-131
All-Time Career State (Division I Era)	132-135
All-Time Career Stats (Pre-Division I Era (Since 1968-69)	136-138
All-Time Lettermen	139-141
OVC Tournament History	142-143
Coaching History	144-145
Yearly Results (Since 1962)	146-158
Honored Teams	159-160

SEMO

Southeast Missouri State University	162-167
Together, Let's Soar	168

Credits

The 2020-21 Southeast Missouri Basketball Media Guide was written, edited and designed by Assistant Director of Athletics for Strategic Communications Jeff Honza. Additional assistance by Morgan Harding and Eric Mueller. Photography by Marc Mahnke, Aaron Palmer, Southeast Missourian/SEMOBall, Richard Lynn, Dallas Mavericks and Memphis Hustle. Special thanks to opposing school media relations personnel.



REDHAWK BASKETBALL



The 2020-21 Southeast Missouri basketball media guide is a source of information for the news media covering the Redhawks. News releases, clips, video footage, photographs and other information will also be available to accredited members of the media upon request.

Strategic Communications

The Southeast Missouri Strategic Communications Office is always willing to assist the media with their coverage of Redhawk Basketball. All media and credential requests should be made to Assistant Director of Athletics Jeff Honza. Should you need any information, feel free to call any time, day or night. Honza can be reached at (573) 651-2933 (work) or (618) 528-1145 (mobile).

In-Season Interview Policy

All of Southeast Missouri's basketball student-athletes and coaches will be available to the media throughout the 2020-21 season. Interviews should be arranged through the Southeast Missouri Strategic Communications Office. Due to the COVID-19 pandemic, Interviews with players and coaches will be conducted virtually (via Zoom/Face Time) or by phone during the season. Please let the Strategic Communications Office know at least 24 hours in advance so interview arrangements can be made. There will be no in-person interviews to ensure proper safety measures.

Credentials

Credentials are required for entrance to the Show Me Center. To request credentials, please contact Jeff Honza in the Southeast Missouri Strategic Communications Office by phone at (573) 651-2933 or email at redhawk1@me.com/jhonza@semo.edu. Credentials can be picked up at the NCAA Pass Gate located at Northeast NCAA Pass Gate entrance of the Show Me Center.

Southeast Missouri follows the guidelines set forth by the NCAA governing the issuance of credentials. Press credentials will be issued to accredited sports writers of daily and weekly newspapers. Photo credentials will be issued to accredited members of the photo media working for newspapers and television stations.

All credential requests should come from sports editors, directors or anchors. Spouses, dates and minors will not be permitted in press areas at the Show Me Center. Any unauthorized use of credentials will result in revocation of credentials issued by Southeast Missouri State University and credential requests will not be honored for future SEMO athletic events.

Press Seating

Due to the COVID-19 pandemic, press seating will be limited at the Show Me Center. Face coverings are required to be worn at all times in the facility.





STRATEGIC COMMUNICATIONS

One University Plaza MS 0200
Cape Girardeau, MO 63701
Phone: (573) 651-2294 | Fax: (573) 651-2810




Jeff Honza
Assistant AD/
Basketball Contact
(573) 651-2933
(618) 528-1145 (cell)
redhawk1@me.com/
jhonza@semo.edu



Morgan Harding
Assistant Director
(573) 651-2294
(812) 306-8322 (cell)
mharding@semo.edu



Charlie Balcom
Coordinator of Digital
Media
(513) 673-3220 (cell)
cbalcom@semo.edu



Eric Mueller
Graduate Assistant
(573) 651-2937
(630) 267-5145 (cell)
ejmueller@semo.edu

Official Statistics

Southeast Missouri uses "Stat Crew" for basketball computerized statistics. Due to the COVID-19 pandemic, no printed copies of stats or game notes will be available at the Show Me Center. Media are encouraged to follow live real time stats in-game at the Redhawks StatBroadcast platform **Statb.us/I/SEMO**. Game notes will be sent electronically to media before each game and final official statistics packets will be sent postgame.

Press Decorum

Any cheering or outward expression is strictly prohibited in the Show Me Center press areas at all times.

Redhawks Radio Network

All Southeast Missouri basketball games will be broadcast live on the radio at Real Rock 99.3 FM (KCGQ) and online at GoSoutheast.com. Erik Sean is in his 21st year as the "Voice of the Redhawks." Sean is the Director of Sports Operations for Mississippi River Radio's eight radio stations in Cape Girardeau.



Radio Network Affiliates

Real Rock 99.3 FM (KCGQ) Cape Girardeau, Mo.
ESPN 93.5 FM (K228FX) Cape Girardeau, Mo.
ESPN 1220 AM (KGIR) Cape Girardeau, Mo.
ESPN 1470 AM (KMAL) Malden, Mo.

Basketball Radio Show

Southeast Missouri's basketball radio show will be on Mondays at Wings Etc. beginning Nov. 23 with shows at both the Cape Girardeau (3047 William Street) and Jackson (2003 E. Jackson Blvd.) locations. The radio show airs live from 12-1 p.m., CT, on ESPN 93.5 FM and 1220 AM each week. You can also watch all of Southeast Missouri's basketball radio shows during the 2020-21 season live online at SEMOESPN.com.

Radio Show Schedule

November 23 Wings Etc. (Cape Girardeau)
November 30 Wings Etc. (Cape Girardeau)
December 7 Wings Etc. (Jackson)
December 14 Wings Etc. (Cape Girardeau)
December 21 Wings Etc. (Cape Girardeau)
January 4 Wings Etc. (Jackson)
January 11 Wings Etc. (Cape Girardeau)
January 18 Wings Etc. (Cape Girardeau)
January 25 Wings Etc. (Jackson)
February 1 Wings Etc. (Cape Girardeau)
February 8 Wings Etc. (Cape Girardeau)
February 15 Wings Etc. (Jackson)
February 22 Wings Etc. (Cape Girardeau)
March 1 Wings Etc. (Cape Girardeau)

Postgame Interviews

The Southeast Missouri Strategic Communications staff will make student-athletes available to the media at the conclusion of each game. Due to the COVID-19 pandemic, all postgame press conferences will be held virtually. Coach Korn's first postgame responsibility after meeting with the team is his live radio show. Korn and selected student-athletes will address the media via Zoom. Zoom login details will be sent to media before each home game.

Photographers

Please observe NCAA regulations and shoot from designated areas assigned at the Show Me Center. Due to the COVID-19 pandemic, no photographers will be permitted to shoot courtside. Other areas will be assigned for working photographers.

Gameday Parking

There is no media parking at the Show Me Center. Parking is available in the East Lot (near main entrance) on a first-come, first-serve basis.

Live Stats

StatBroadcast Live is the official live statistics platform of Southeast Missouri Basketball. Live stats can be accessed at **Statb.us/I/SEMO**.

Wireless Internet

The Show Me Center is equipped with wireless internet. A member of the Strategic Communications staff will provide login information.





REDHAWK BASKETBALL

Visiting Radio Lines

A courtesy POTS phone line and ethernet line are available for official visiting team radio use at the Show Me Center. If additional phone lines are needed, they must be secured by calling (573) 651-2275 at least one week in advance.

Redhawks on the Internet

Southeast Missouri's Official Athletics website can found at the following address:


GoSoutheast.com

The website is updated daily and information on all 15 sports is available. Complete schedule, results, coaches and player bios and conference information can be accessed.

code with non-media members or publish this information in print.

Redhawks on ESPN+

The Ohio Valley Conference and ESPN have a media rights agreement, which includes a minimum of 600 conference events on ESPN+, the multi-sport, direct-to-consumer subscription streaming service from The Walt Disney Company Direct-to-Consumer & International segment and ESPN. All of Southeast Missouri's home and OVC games air live on ESPN+. ESPN+ offers fans thousands of additional live events, on-demand content and original programming not available on ESPN's linear TV or digital networks. ESPN+ is an integrated part of the completely redesigned ESPN App. Already the leading sports app, the new ESPN App is the premier all-in-one digital sports platform for fans across mobile and TV-connected devices. ESPN+ is also available through ESPN.com.



Twitter

@SEMOMBB
@SEMORedhawks



Facebook

SEMORedhawks



Instagram

@SEMORedhawks



Snapchat

SEMORedhawks

SOCIAL MEDIA





Travel Arrangements



Negro League Baseball Museum Classic (Nov. 27-28)
Marriott Kansas City Overland Park
10800 Metcalf Ave.
Overland Park, KS 66210 **Phone:** (913) 451-8000



Lipscomb (Dec. 9)
Courtyard by Marriott
3800 Bedford Ave.
Nashville, TN 37215 **Phone:** (615) 298-7700



Evansville (Dec. 15)
Hilton Garden Inn
220 Eagle Crest Dr.
Evansville, IN 47715 **Phone:** (812) 476-4000



Indiana State (Dec. 22)
Hilton Garden Inn
750 Wabash Ave.
Terre Haute, IN 47807 **Phone:** (812) 234-8900



Tennessee Tech (Dec. 30)
Fairfield Inn & Suites
1200 Sams Street
Cookeville, TN 38506 **Phone:** (931) 854-1050



Belmont/Tennessee State (Jan. 7/Jan. 9)
Courtyard by Marriott
3800 Bedford Ave.
Nashville, TN 37215 **Phone:** (615) 298-7700



Morehead State (Jan. 21)
Hampton Inn
300 Hampton Way
Morehead, KY 40351 **Phone:** (606) 780-0601



Eastern Kentucky (Jan. 23)
Hampton Inn
1099 Barnes Mill Road
Richmond, KY 40475 **Phone:** (859) 626-1002



Murray State (Feb. 11)
Hampton Inn & Suites
1415 Lowes Drive
Murray, KY 42071 **Phone:** (270) 767-2226



Austin Peay (Feb. 13)
Hampton Inn & Suites
3091 Clay Lewis Road
Clarksville, TN 37040 **Phone:** (931) 378-6070



Eastern Illinois (Feb. 25)
Holiday Inn Express
1416 Broadway Ave. East
Mattoon, IL 61938 **Phone:** (217) 235-2060



SIU Edwardsville (Feb. 27)
Doubletree
1000 Eastport Plaza Drive
Collinsville, IL 62234 **Phone:** (618) 345-2800

General Information

School.....Southeast Missouri State
Location.....Cape Girardeau, Mo.
Founded.....1873
Enrollment.....11,502
Nickname.....Redhawks
Colors.....Red & Black
Affiliation.....NCAA Division I (FCS)
Conference.....Ohio Valley
President.....Dr. Carlos Vargas
Director of Athletics.....Brady Barke
Basketball Office Phone.....(573) 651-5132
Ticket Office Phone.....(573) 651-2113

Facility Information

Arena (Capacity).....Show Me Center (7,000)
Year Constructed.....1987
Press Box Phone.....(573) 651-5014

Basketball History

First Year of Basketball.....1907
First Year of Division I Basketball.....1991-92
First Year in the OVC.....1991-92
All-Time Record (Yrs.).....1273-1190 (113)
All-Time Division I Record (Yrs.).....343-505 (29)
All-Time OVC Record (Yrs.).....191-297 (29)
OVC Tournament Record.....11-14
OVC Tournament Appearances (Last).....15 (2017)
OVC Championships.....1 (2000)
OVC Tournament Championships.....1 (2000)
NCAA Tournament Appearances.....1 (2000)
Last Postseason Opponent.....LSU - L, 64-61
NCAA Tournament First Round

Team Information

2019-20 Record.....7-24
Home.....6-7
Away.....0-16
Neutral.....1-1
OVC Record/Finish.....3-15/12th
Home.....3-6
Away.....0-9
Starters Returning/Lost.....1/4





On July 1, 2020, Southeast Missouri State University unveiled refreshed spirit marks, including a new primary logo, wordmark and variations for its 15 athletic programs.

The redesign features an official brand font to complement the marks, and a focused emphasis on 'SEMO' as the preferred reference for the University in Athletics and less formal communications. These logos are the first update to the University's spirit branding since the Redhawk was introduced in 2005.

The new brand identity, which will allow SEMO's athletic teams to display consistent logos, lettering and numerals, is independent of the existing University marks featuring the depiction of the Academic Hall dome which remain unchanged.

"We are excited to reveal our refreshed series of logos and

wordmarks," said Director of Athletics Brady Barke. "Having a strong and recognizable brand is essential as we continue to elevate the profile of the University and Redhawk Athletics, and continue towards our vision of being the premier athletics program in the Ohio Valley Conference. These new marks complement our existing Redhawk logo and help us establish a strong regional and national identity by embracing the SEMO nickname."

SEMO started the process of creating its new brand identity following a 2018 brand refresh study completed by Ologie. A higher education branding and marketing firm based in Columbus, Ohio, Ologie helped launch the University's "Will to Do" brand platform.

As part of the refresh, Ologie closely studied the use of "SEMO" vs. "Southeast". Through

extensive surveys and interviews, Ologie concluded that audiences like the personality, uniqueness and familiarity of "SEMO" when referring to the University and its athletic programs, except in official institutional communications. Their recommendations included embracing the SEMO acronym by establishing parameters for usage and creating the wordmark.

Following the study, the logos were designed by the University Marketing team, in collaboration with the Department of Athletics and campus leadership at no additional cost to the University.

"I want to thank Tonya Wells and her team in the University Marketing office for their hard work on this project," said Barke. "Working collaboratively over a number of months, I think we have developed something everyone associated with Southeast Missouri State can be proud of."

With the addition of an official brand font, sport-specific logos for each of SEMO's 15 Division I sports and sub-brand lock-ups can be used across the University. It also presents a more consistent branding over all platforms.

Along with the new logos, fans will notice a more frequent use of "SEMO" in reference to the University and its athletic teams on uniforms, apparel and other materials. Official social media usernames for Redhawk Athletics, including Facebook, Twitter and YouTube have all been changed from @GoSoutheast to @SE-MORedhawks.

The announcement signifies a local launch of the branding and refreshed spirit logos. Certain digital platforms, including University and athletic websites, and social media will adopt the new logos immediately. Signage and publications on SEMO's campus





will use the updated logo over the coming months. Athletic uniforms and apparel will reflect the updates as teams enter the next purchase cycle. Fully rebranding the campus and athletic facilities is a time-consuming and costly endeavor. Therefore, this process will be completed giving priority to highly visible locations and only as funding is identified.

"It's an exciting time for SEMO Athletics," said Southeast President Dr. Carlos Vargas. "We are entering the new school year as defending OVC champions in five different sports and we finished the COVID-19 shortened season at the top of the OVC Commissioner's Cup standings. We are Southeast Missouri's Division I athletics program and our refocused identity represents our institution's strong connection to serving our region."

What They Are Saying . . .

"I'm really excited about our new wordmark. When you think about Southeast Missouri State, you think about our region and our area, you think, 'SEMO.' SEMO is what makes us different. There is only one SEMO. We are the regional institution. I can't wait to see this new wordmark in the Fall."

Tom Matukewicz
Head Football Coach

"Remembering where you come from is an important part of shaping where you are going. Our campus identity as 'SEMO' is intrinsic to who we are. It is ingrained in Southeast Missouri State University's history. Much like SEMO's landmarks – the dome, cardiac hill and the gum tree – 'SEMO' is

unique to who we are and inspires an incredible sense of community. In terms of recruiting, the new SEMO logo is huge! We are the only NCAA athletic program in the nation with this acronym and it pinpoints our campus location. It is truly a unique identifier and the only wordmark that ties our present to our past. It also instills that sense of pride in remembering where we came from."

Heather Nelson
Head Women's Soccer Coach

"As a SEMO alumnus, it was exciting to work on this project alongside the team in University Marketing which did an amazing job developing the visual identity. The 'SEMO' nickname is truly unique in the college landscape and these new marks will help strengthen our brand locally and nationally."

Nate Saverino
Associate Director of Athletics for External Affairs

"It's a great new look in comparison to the older logo. It shows a great depiction of the SEMO rebranding and how important the community is to helping SEMO become the best in the region."

Omarbrick Douglas
Football Student-Athlete





REDHAWK BASKETBALL



SHOW ME CENTER Home of the Redhawks



The 7,000-seat Show Me Center (SMC) is the home of the Southeast Missouri State University men's and women's basketball teams. Additionally, the Show Me Center is the entertainment and meeting hub for the 250,000 residents of the tristate region.

A number of renovations were made to the Show Me Center prior to the 2015-16 season, including new telescopic seating, a state of the art center-hung video board and improvements to sound and lighting systems.

On June 26, 2014, the Southeast Missouri State University Board of Regents approved a list of high priority major capital renovation projects to be completed over the next two to three years to upgrade the Show Me Center to modern arena standards.

The other phase of the project includes high priority items such

as renovating the front meeting room and parking lot areas.

The facility first opened its doors in the summer of 1987 and celebrated its 25th Anniversary during the 2012-13 season.

One of the best arenas in the Ohio Valley Conference, the Show Me Center has served Southeast Missouri State University, the City of Cape Girardeau, and the citizens of Southeast Missouri, Southern Illinois, and Western Kentucky by providing quality concerts, sporting events, top-notch family entertainment, and a first-rate banquet, convention, and meeting facility.

The facility is a joint-venture of Southeast Missouri State and the City of Cape Girardeau. The combined SMC and Student Recreation Center, which received a complete renovation and expansion in 1999, were originally built at a cost of \$18 million.

The building houses the

Redhawks men's and women's locker rooms, which have been completely remodeled. New basketball offices on the north side of the SMC were completed during the fall of 2003. More recently, a portable floor and goals were purchased before the 2011-12 season.

Southeast's Student Recreation Center is adjoined to the Show Me Center, and it houses the Redhawks' practice facilities. The center has five full basketball

courts (including two hardwood courts), a large weight room, six racquetball courts, an indoor track, two cardiovascular equipment areas, a climbing wall, two multipurpose rooms, and full locker rooms. The new Student Aquatic Center, which opened in December 2007, features a four-lane lap pool, a recreational pool with a rock wall and zip line, hot tub and locker rooms.





Largest Show Me Center Crowds

vs. Murray State (Feb. 12, 2000)	7,241
vs. Murray State (Feb. 22, 1992)	7,195
vs. Murray State (Jan. 14, 1999)	7,156
vs. Southwest Baptist (Feb. 17, 1990)	7,142
vs. Murray State (Feb. 15, 2012)	7,125
vs. Central Missouri (Feb. 18, 1990)	6,911
vs. Central Missouri (Jan. 12, 1991)	6,904
vs. Missouri Western (Feb. 25, 1989)	6,893
vs. Northeast Missouri (Feb. 25, 1989)	6,870
vs. Southern Illinois (Dec. 15, 1994)	6,777
vs. Southwest Baptist (Jan. 26, 1991)	6,670
vs. Central Missouri (Jan. 23, 1988)	6,635
vs. Murray State (Feb. 19, 1994)	6,630
vs. Austin Peay (Jan. 22, 2005)	6,607
vs. Murray State (Feb. 14, 1998)	6,593
vs. Missouri-St. Louis (Jan. 25, 1989)	6,518
vs. Tennessee State (Feb. 20, 1993)	6,518



FOLLOW THE REDHAWKS AT GOSOUTHEAST.COM





ACADEMIC EXCELLENCE

Always a Student First



The Holcomb Success Center offers Southeast Missouri student-athletes a place to study and develop as students and campus leaders.

It is located in the Student Recreation Center, just south of Houck Field. The Holcomb Success Center offers a computer lab with 18 work terminals, study areas and rooms for group meetings. The facility houses the Southeast Academic Services staff and main weight room for Redhawk student-athletes.

The beautiful facility has enhanced the outstanding work in the classroom already enjoyed by SEMO student-athletes.

Redhawk student-athletes overcame an enormous amount of adversity and disruption during the COVID-19 pandemic to cap a record 2019-20 academic year.

After recording a 3.39 grade point average in the fall, SEMO accumulated a Department of

Athletics record 3.53 spring semester GPA.

A total of 12 teams achieved a 3.21 or higher GPA during the spring term alone.

Also, five different programs, including gymnastics (3.82), women's soccer (3.78), women's basketball (3.42), men's basketball (3.26) and football (2.94) registered their highest semester GPA ever.

Women's tennis led the spring semester with a 3.88 GPA. Women's cross country (3.76), women's track & field (3.66), softball (3.60), volleyball (3.44), baseball (3.35), men's cross country (3.32) and men's track & field (3.21) completed the team GPAs in the spring term.

Tutors are available for all student-athletes as needed. In addition, both attendance and academic progress is monitored through regular checks with faculty.

A special course is required for all first time student-athletes at SEMO. The course, which offers three credit hours, is part of a comprehensive program developed to address study skills and life skills topics, and thus, enhance retention and academic success for student-athletes.

Entering student-athletes are evaluated for academic preparedness and assigned to appropriate categories. Student-athletes can also receive individualized academic programs which include meeting with a

mentor bi-weekly to discuss academic progress.

The Holcomb Success Center staff works to get athletes involved in campus and community projects, as well. This is done to provide a support structure and greater opportunity for academic success. Through the NCAA's CHAMPS/Life Skills Program, the Holcomb Success Center gives student-athletes personal and professional skills in order to facilitate successful and productive futures.





Student-athletes and coaches at Southeast Missouri are dedicated to giving back to the community that so generously supports them.

Redhawk basketball- student-athletes have opportunities to participate in a variety of community service activities each year. Community involvement helps provide a support structure and greater opportunity for academic success.

We are proud of the level of commitment shown by our student-athletes and always encourage them to participate in community service projects here at SEMO.

SEMO student-athletes also have the opportunity to participate in the Redhawks BRIDGE Program. The mission of the Redhawks BRIDGE Program is to develop a comprehensive student-athlete development

program by Building Responsible Individuals and Delivering Gainful Experiences. This program provides student-athletes with both leadership and life skills experiences through interactive programming that will prepare them to be successful in life after athletics. The leadership programming will teach student-athletes about Southeast's culture and allow them to learn, develop, and apply leadership skills. The life skills programming provides educational programs designed to assist student-athletes in identifying and applying transferable skills and experiences to prepare them to succeed outside of the athletic arena.





COMPETITIVE SUCCESS

Strength & Conditioning



Southeast Missouri's Strength and Conditioning program is committed to developing the total student-athlete through their experiences within a competitive training environment.

SEMO's weight room renovations at the Holcomb Success Center were completed in January, 2016.

Indoor turf, weights, equipment and lifting platforms were added as part of the renovation, which

cost \$500,000. The facility now has more space and equipment to handle SEMO's larger teams or multiple teams training at the same time. Branding and new lighting were also included in the overall project.

The newly-renovated weight room enhances training with the best equipment available and is able to accommodate larger teams or multiple teams training at the same time.





SPORTS MEDICINE

Providing the Best Care Possible



Southeast Missouri's sports medicine staff strives to provide the best care possible for its student-athletes.

On Aug. 14, 2019, SEMO and SoutheastHEALTH entered a collaborative partnership in which SoutheastHEALTH will serve as comprehensive providers of orthopedic and sports medicine services for the University's NCAA Division I athletics program, its intramural and club sport participants and for the University's performing arts students.

Under the agreement, SoutheastHEALTH orthopedic and sports medicine physicians provide orthopedic, primary medical care, athletic training and physical therapy services, and invest in the University by providing diagnostic equipment and athletic training supplies, as well as scholarships for students.

SoutheastHEALTH orthopedists Dr. Anthony McPherron, Dr. Matthew Baker and Dr. Charity Jacobs, and SoutheastHEALTH sports medicine physician Andrew Lawrence serve as the official team physicians of SEMO.

The sports medicine staff begins treatments and rehabilitation starting as early as 6 a.m., and is available until the last student-athlete is through.

There are currently four sports medicine facilities on campus. The staff treats out of the Rosengarten Athletic Complex, where the primary training room is located. There are two other satellite athletic training rooms, including one at Houck Field House and one at the Show Me Center.





REDHAWK BASKETBALL



UNDER ARMOUR

Official Outfitter of SEMO Athletics



Southeast Missouri and Under Armour, Inc. (NYSE: UA, UAA) announced a partnership agreement. The Baltimore-based global leader in performance footwear, apparel and equipment became the official outfitter of Southeast Missouri Athletics on July 1, 2018.

As part of the multi-year agreement, Under Armour provides on-field and training gear for 15 sports. Additionally, Under Armour outfits members of the athletic department including coaches and staff.

"We are extremely excited about our partnership with Under Armour and BSN SPORTS to outfit our student-athletes and coaches with the highest quality apparel in the market," said Director of Athletics Brady Barke. "Having two of the industry leaders in athletic apparel associated with us expands the resources available to each of our

teams and significantly benefit our student-athletes."

The new official outfitter agreement includes marketing entitlement that complements Under Armour's brand marketing campaigns through print and venue presence at the University.

Southeast Missouri's athletic programs include football, men's basketball, women's basketball, baseball, men's cross country, women's cross country, softball, women's tennis, volleyball, women's soccer, men's outdoor track & field, men's indoor track & field, women's outdoor track & field, women's indoor track & field and women's gymnastics.

The Redhawks compete at the NCAA Division I level and are part of the NCAA Football Championship Subdivision (formerly I-AA) in football. Southeast first became a member of the Ohio Valley Conference when it moved to NCAA Division

I in 1991-92. The Redhawks have won 57 OVC regular-season championships and 20 OVC tournament titles during their first 29 years in the league. Southeast also won seven Women's All-Sports trophies in that span.

Southeast Missouri joined the growing Under Armour roster of NCAA partners that includes the University of California, Los Angeles, University of California, Berkeley, University of Wisconsin, University of Notre Dame, Naval Academy Athletic Association, University of Maryland, Texas Tech University, Northwestern University, University of Cincinnati, Boston College, University of Utah, University of South Carolina and Auburn University.

About Under Armour

Under Armour, Inc., headquartered in Baltimore, Maryland is a leading innovator, marketer and distributor of branded performance athletic apparel, footwear and accessories. Designed to make all athletes better, the brand's innovative products are sold worldwide to consumers with active lifestyles. The company's Connected Fitness™ platform powers the world's largest digitally connected health and fitness community.





OVC CHAMPIONS • 2000 // OVC TOURNAMENT CHAMPIONS • 2000 // NCAA TOURNAMENT • 2000





GAME





DAY



FOLLOW THE REDHAWKS AT GOSOUTHEAST.COM



**REDHAWKS IN PROFESSIONAL BASKETBALL**

Always a Redhawk



Antonius Cleveland plays for the Dallas Mavericks and is on a two-way contract with the Texas Legends of the NBA G League.

Cleveland, who was at SEMO for four years from 2013-17, became the first Redhawks player signed to a NBA roster since the NBA/ABA merger in 1976.

After going undrafted in the 2017 NBA Draft, Cleveland signed with the Portland Trail Blazers and joined the team for its 2017 NBA Summer League. He averaged 5.8 points per game in six games off the bench for the Trail Blazers.

On July 27, 2017, Cleveland signed with the Golden State Warriors on a training camp deal. He was later waived by the Warriors on September 30 and was then assigned to the Santa Cruz Warriors NBA G League affiliate on October 24, 2017.

Cleveland next signed a two-way contract with the Dallas

Mavericks on November 17, 2017. He made his NBA debut later that night in a 111-87 loss to the Minnesota Timberwolves. Cleveland had two points and two rebounds in six minutes against Minnesota. He split his playing time between the Mavericks and their G League affiliate, the Texas Legends. On December 18, 2017, Cleveland was injured in a 97-91 loss to the Phoenix Suns and was waived from the team a day later.

The Atlanta Hawks then signed Cleveland to a 10-day contract on February 22, 2018. He signed a second 10-day contract with Atlanta on March 4, 2018. On March 14, 2018, the Hawks signed Cleveland to a multi-year contract. A week later, he was placed on waivers by Atlanta on July 21, 2018.

Cleveland appeared in four games and averaged 3.3 points and one rebound in 10.5 minutes per game for the Hawks.

On July 23, 2018 the Chicago Bulls claimed Cleveland off waivers. The Bulls waived Cleveland on October 13, 2018.

Cleveland re-signed with the Dallas Mavericks on a two-way contract with the Texas Legends on July 25, 2019. He has played in a total of 28 NBA games between his time with Dallas (24) and Atlanta (4).

Cleveland became the first SEMO player to play and score in a playoff game when he netted four points vs. the Los Angeles Clippers on Aug. 25, 2020.

A native of Memphis, Tennessee, Nino Johnson spent time with the NBA G League Memphis Hustle in 2018. Johnson averaged 6.3 points and 5.1 rebounds per game in 32 appearances off the bench that year.

Cousins Tyler Stone and Jarekious Bradley, once teammates at Southeast Missouri,

are both playing overseas.

Stone is with JSF Nanterre in France and Bradley is with Joensuu Kataja Basket in Finland.

Stone also played professionally in Turkey, Greece, Japan, Israel and Russia before joining his current team in Italy.

Meanwhile, Bradley played in Slovakia and Germany before joining his current team in Finland.





Tyler Stone



Nino Johnson



Jarekious Bradley

REDHAWKS IN THE NBA

SOUTHEAST MISSOURI NBA DRAFT PICKS

Year	Round	Pick	Name	Team	Pos.
1963	10	75	Carl Ritter	St. Louis Hawks	G
1979	4	71	Larry Rogers*	New York Knicks	F
1986	7	149	Ronnie Rankin	Sacramento Kings	G

* - Played one season at Southeast Missouri in 1974-75

FORMER SEMO PLAYERS IN THE NBA

Draft Yr.	Name	Team(s)	Pos.
1961	Rich Eichhorst	St. Louis Hawks	G
2017	Antonius Cleveland	Dallas Mavericks Atlanta Hawks Chicago Bulls	G





Dr. Carlos Vargas became the 18th president of Southeast Missouri State University July 1, 2015, after having served as acting president at Kutztown University of Pennsylvania.

Since becoming president, Dr. Vargas has launched initiatives to marshal the resources, leverage opportunities and address a variety of challenges and needs of Southeast Missouri State University. He has set as primary goals for the institution the support for student persistence and retention.

He has encouraged and supported the identification and development of innovative academic programs, including bachelor's degrees in Unmanned Aircraft Systems, Geographic Information Science, and industrial and systems engineering. He has continued to support the globalization of

the campus through expansion of study-abroad experiences, extensive engagement of international students, and encouragement of students on campus and abroad to explore cultural interaction. He has championed the work of the President's Task Force on Diversity Education and continued emphasizing the expectations for enhancement of the teacher-scholar model. Under President Vargas' leadership, regional partnerships and collaborations have been solidified, including several joint initiatives with Three Rivers, Mineral Area and other community colleges.

Prior to assuming the presidency at Southeast, Dr. Vargas served one year as acting president of Kutztown University, where he also served as the provost and vice president for academic and student affairs.

Prior to his tenure at Kutztown,

Dr. Vargas was at Central State University in Wilberforce, Ohio, where he served as provost and vice president for academic affairs. He previously served in several roles at Kent State University (Ohio) for a total of 18 years, including founding director of the program on electron beam technology. He was also Kent's associate dean for research, interim assistant dean for research and interim assistant dean for the School of Technology. He started his tenure at Kent State in 1985 as a professor, and continued to teach until his departure from the university in 2003.

Dr. Vargas began his career in higher education at the National Autonomous University of Mexico (UNAM), from which he received a Bachelor of Science in physics.

He earned his Ph.D. in physics and aerospace science from the University of Michigan and he has

Master of Science degrees from Michigan in both physics and aerospace science. He is married to Pam Vargas, who currently serves as director of Research and Grant Development at Southeast, and they have a son, a daughter, and two granddaughters.





Southeast Missouri State Board of Regents



Edward P. Gargas
President



Phillip M. Britt



James P. Limbaugh




Tina L. Klocke



Lloyd F. Smith



Vivek Malik



Lauren Kohn
Student Representative



FOLLOW THE REDHAWKS AT GOSOUTHEAST.COM





REDHAWK BASKETBALL



BRADY BARKE

Director of Athletics



Brady Barke is in his fifth year as Southeast Missouri's Director of Athletics.

Barke served as the Interim Director of Athletics since July, 2015, before being named to the permanent position of Director of Athletics on June 7, 2016.

During the 2019-20 season, the Redhawks were on pace to have one of their best campaigns in the school's athletics history. SEMO won four Ohio Valley Conference titles with women's soccer and football claiming regular-season crowns and women's basketball and volleyball securing OVC Tournament championships. The Redhawks also recorded a school record 44 conference victories between the fall and winter sports.

At the time the 2019-20 season ended due to the COVID-19 pandemic, SEMO was first in the OVC Commissioner's Cup race

with 80.75 points.

Academically, SEMO's athletic teams were again strong in the classroom.

Student-athletes overcame an enormous amount of adversity and disruption to close out the 2019-20 academic year with a Department of Athletics record 3.53 spring grade point average.

That mark was the highest GPA of any semester for the Redhawks who had a total of 12 teams achieve a 3.21 or higher GPA in the spring term alone.

Also, five different programs, including gymnastics (3.82), women's soccer (3.78), women's basketball (3.42), men's basketball (3.26) and football (2.94) registered their highest semester GPAs ever.

The upcoming 2020-21 campaign marks SEMO's third year with Under Armour. Barke reached a multi-year agreement with the Baltimore-based global

leader in performance footwear, apparel and equipment that made Under Armour the official outfitter of SEMO Athletics on July 1, 2018.

As part of the multi-year agreement, Under Armour provides on-field and training gear for 15 sports. Additionally, Under Armour outfits members of the athletic department including coaches and staff.

Barke also secured bids to host SEMO's first home football playoff games. Additionally, he helped the University reach a collaborative partnership with SoutheastHEALTH. Under the agreement, SoutheastHEALTH orthopedic and sports medicine physicians provide orthopedic, primary medical care, athletic training and physical therapy services, and invest in the University by providing diagnostic equipment and athletic training supplies, as well as scholarships for students.

Most recently, new state-of-the-art Formetco digital video scoreboards were installed at both Houck Field and the Southeast Softball Complex under Barke's leadership.

A brand new 4,000-square foot baseball training facility was completed prior to the 2020 season. The \$400,000 indoor facility can fit up to four batting cages. There are portable pitching mounds as well as HitTrax and Rapsodo technology that helps improve overall player performance.

Barke hired Brad Korn as the Redhawks head men's basketball coach on Mar. 24, 2020, while navigating through the unprecedented times during the COVID-19 pandemic. Korn was the third head coach Barke hired during his tenure as Director of Athletics.

During his first year in 2016-17, Barke introduced Andy Sawyers





as the Redhawks head baseball coach and worked tirelessly on two major renovation projects.

Nearly a month after Sawyers was hired, Southeast Missouri State and the City of Cape Girardeau officially broke ground on Capaha Field. New synthetic turf, new fencing and a digital scoreboard in the outfield were added as part of the \$1.8 million project that was completed before SEMO's season-opener.

Gymnastics Coach Ashley Lawson was Barke's other hire. Lawson orchestrated a big turnaround in SEMO women's gymnastics during her first two years as head coach.

On Feb. 3, 2017, SEMO formally dedicated Holcomb Success Center. To honor the long-time service and philanthropy of Dr. John and Judy Holcomb, the University named the facility the Holcomb Success Center located in the Student Recreation Center-South. Indoor turf, weights, equipment and lifting platforms were added as part of the renovation at a cost of \$500,000. The facility now has more space and equipment to handle SEMO's larger teams or multiple teams training at the same time. Barke helped secure the Holcombs gift, the largest single cash gift in SEMO Athletics history. Major improvements were also made to the second floor of the building where athletic academic services are housed. This space provides student-athletes with places to study and features a computer lab with 30 work terminals and rooms for group meetings. Staff members assist student-athletes with life skills development, academic advising and academic progress toward degree requirements and NCAA eligibility.

Additional renovations have

been made to the nutrition area that serves as a fueling station for SEMO student-athletes at the Holcomb Success Center.

Fundraising has steadily increased under Barke's direction.

The 2018-19 campaign marked the fifth consecutive year of growth for the Redhawks Club general fund. It is the highest level of giving to the Redhawks Club general fund since 2003-04.

Barke also worked with donors to establish two new endowed scholarships for student-athletes and raised over \$60,000 to support the SEMO football program and summer school scholarships.

More than \$250,000 in pledges for the Redhawks Club unrestricted booster fund has been raised with Barke as Director of Athletics. Over \$200,000 was raised in Sponsorship & Marketing contracts each of the last two years. The 2019-20 season was the sixth-consecutive year of Sponsorship and Marketing revenues.

Barke has worked hard to enhance Redhawks branding around the community. Redhawk banners, S-E! M-O! billboards, Welcome to Redhawk Country and Your Redhawks yard signs are prominently displayed all over Cape Girardeau.

On July 1, 2020, SEMO unveiled refreshed spirit marks, including a new primary logo, wordmark and variations for its 15 athletic programs. The new brand identity will allow SEMO's athletic teams to display consistent logos, lettering and numerals, and is independent of the existing University marks.

Barke created the Redhawks Trivia Night & Auction, a sold out event that generated over \$40,000 in net revenue its first year. In addition, he launched

the Redhawks BRIDGE program which provides student-athletes with both leadership and life skills experiences through interactive programming that will prepare them to be successful in life after athletics.

Barke served as Interim Associate Director of Athletics for Compliance & Student Support Services before being named the Senior Associate to the President and Secretary to the Southeast Missouri State University Board of Regents in 2013.

He began his tenure at Southeast in 2008 as Assistant Director of Athletics for Compliance & Eligibility. Barke previously served as a governance intern with the NCAA national headquarters in Indianapolis, and as a law clerk with the Southern Illinois University-Carbondale Department of Athletics Compliance Office.

Barke has served as a member of the National Association of Athletics Compliance (NAAC), chaired the NAAC Education Committee, and was a member of the NAAC Board of Directors. He has facilitated the NCAA Regional Leadership Academy, and served on both the NCAA Sports Wagering Task Force and the Olympic Sports Liaison Committee.

Barke has a juris doctorate degree from Southern Illinois University School of Law, an MBA from Southeast Missouri State University, and a bachelor of science degree in biology from Webster University. While a student at Webster, Barke was a member of both the basketball and golf teams and was inducted into the Webster Athletic Hall of Fame.

He and his wife, Halley, are parents of three children, Mabrie, Jackson, and Kolbe.





REDHAWK BASKETBALL

OVC CHAMPIONS • 2000 // OVC TOURNAMENT CHAMPIONS • 2000 // NCAA TOURNAMENT • 2000



Nate Saverino
Associate Director of Athletics
External Affairs



Kent Phillips
Coordinator of Facilities &
Event Management



TJ Bartels
Ticket Office Manager



Phillip Lady
Assistant Director of Athletics
Marketing & Engagement



Betsy Wilcox
Coordinator of Student-Athlete
Development



Adam Criblez
Faculty Athletics Representative



Jeremiah Streeter
Coordinator of Student-Athlete
Development



Ben Fox
Co-Head Athletic Trainer



Kristin Jones
Assistant Athletic Trainer



Mike Patke
Assistant Athletic Trainer



Nathan Harrison
Assistant Athletic Trainer



Mark Weisman
Strength & Conditioning



Brian Robbett
Strength & Conditioning



Brie Johnson
Graduate Assistant
Strength & Conditioning



Corey Fatony
Graduate Assistant
Strength & Conditioning



Barb Kinsey
Administrative Assistant



Billy Hoskins
Cheerleading Coach



Tatianna Parham
Sundancer Coach



Leslie Brooks
Graduate Assistant
Compliance



Andy Sawyers
Head Baseball Coach





Michael Cavazos
Volunteer Coach
Baseball



Tom Matukewicz
Head Football Coach




Bryce Saia
Assistant Football Coach



Jeromy McDowell
Assistant Football Coach



Matt Martin
Assistant Football Coach



Tyler French
Assistant Football Coach



Ray Smith
Assistant Football Coach



Justin Drudik
Assistant Football Coach



Jerone Williams
Assistant Football Coach



Jason Onyebuagu
Assistant Football Coach



Andre Crenshaw
Assistant Football Coach



Justin Kramer
Assistant Football Coach



Brett Blackman
Director of Football
Operations



Rekha Patterson
Head Women's
Basketball Coach



Mike Geary
Associate Head Women's
Basketball Coach



Chanté Crutchfield
Assistant Women's
Basketball Coach



Sakellie Daniels
Assistant Women's
Basketball Coach



Courtney Smith
Director of Women's Basketball
Operations





REDHAWK BASKETBALL

OVC CHAMPIONS • 2000 // OVC TOURNAMENT CHAMPIONS • 2000 // NCAA TOURNAMENT • 2000



Ashley Lawson
Head Women's
Gymnastics Coach



Andavea Alexander
Volunteer Assistant
Women's Gymnastics Coach



Heather Nelson
Head Women's Soccer Coach



Paul Nelson
Associate Head Women's
Soccer Coach



Kindra Lierz
Graduate Assistant
Women's Soccer




Brian Davidson
Volunteer Coach
Women's Soccer



Mark Redburn
Head Softball Coach



Kristen Jones
Assistant Softball Coach



Matthew Guemmer
Assistant Softball Coach



Mary Beth Gunn
Head Women's Tennis Coach



Phoebe Boesch
Graduate Assistant
Women's Tennis



Eric Crumpecker
Head Track & Field Coach



Ryan Lane
Cross Country Coach
Assistant Track & Field Coach



Danielle Burbage
Assistant Track & Field Coach




Chris Navarro
Assistant Track & Field Coach



Julie Yankus
Head Women's
Volleyball Coach



Loni Kreun
Assistant Women's
Volleyball Coach



Matt Stolz
Assistant Women's
Volleyball Coach



Charles Saulberry
Graduate Assistant
Athletic Administration



Sawyer Becherer
Graduate Assistant
Marketing & Promotions





2020-21



PREVIEW

Nygal Russell played in 28 games and logged seven starts in 2019-20. Russell started the Redhawks final six games of the season. He averaged 6.3 points per game and scored a career-high 21 points vs. Tennessee Tech on Feb. 8, 2020.



PREVIEW

SEASON OUTLOOK

Brad Korn, the newest head coach in the Ohio Valley Conference, takes center stage for his first head coaching position in a world of unknowns.

Korn is the seventh head coach in SEMO's NCAA Division I era and was officially hired on Mar. 23, 2020 when the University was transitioning to telework because of a global COVID-19 pandemic.

Unable to meet with his players in person until the start of the Fall semester and still not able to recruit since he first started the job, Korn has been powering through all the challenges and uncertainties while preparing his team for the upcoming 2020-21 campaign.

"It's probably not the ideal time to be a first-time head coach in the middle of a pandemic and recruiting dead period," said Korn. "At the same time, this has always been a dream of mine and Southeast Missouri feels like this is where I'm supposed to be. I don't ever take anything for granted."

The first SEMO roster Korn has to work with includes one returning starter, six returnees and seven newcomers. Five new transfers join the Redhawks, as well.

The Redhawks have a combination of size, skill, and athleticism that Korn believes will play well into the overall versatility of his club.

"I think we've got a lot of unknowns, but I also think we can surprise some people," said Korn. "The thing I have enjoyed about this group initially is their maturity level. They are picking up things quickly and that is allowing us to focus on what we really need to focus on. I think fans can look forward to a versatile team both offensively and defensively."

In a guard-heavy league like the OVC, Korn says SEMO will likely play with a four-guard lineup. At the forefront, is sophomore point guard **DQ Nicholas (Atlanta, Ga.)**, the team's only returning starter.

Nicholas played in 30 games and logged 19 starts as a true freshman last season. He ranked fifth on the team in scoring with 7.6 points per contest, knocked down 18 three-pointers and shot 73.9 percent (65-of-88) at the free throw line. Nicholas ranked second on the team in assists (50) and third in steals (22).

"DQ can do a lot of different

things. He's not just a point guard. He can get off the ball and is a catch-and-shoot player with a great burst," said Korn. "DQ is really starting to understand and learn the game, and that's a positive. He can defend his position and has all the tools to be a dynamic player."

Redshirt-junior **Chris Harris (Antioch, Ill.)**, redshirt-sophomore **Jordan Love (Durham, N.C.)**, junior **Eric Reed, Jr. (Baton Rouge, La.)** and redshirt-junior **Nana Akenten (Bolingbrook, Ill.)** will also be in the mix between the one and three guard spots.

Harris returns from a knee injury that limited him to two games a year ago. He was SEMO's leading scorer with 15.5 points per game at the time of his injury. Harris was later granted a medical hardship and is full strength heading into this season.

"Chris is another backcourt guy who can handle the basketball and make great passes off ball screens," commented Korn. "He reads coverages well and has had a nice preseason."

Love saw action in 25 games and made four starts, averaging 3.2 points and 1.4 rebounds last season.

"Jordan is an intelligent offensive basketball player who can pass the ball well," added Korn. "He is a talented guy with the basketball."

Nicholas, Harris and Love give SEMO a three-headed monster at the point guard position and all three can play any of the three guard spots.

Reed, Jr. is another who can contribute at the point if the need arises. He started 30 games and averaged a team-best 15.5 points per contest at Howard College in 2019-20. Reed, Jr. ranked second on the team with 70 assists and 44 steals.

"Eric has enough physical strength to bring the ball up the court and slide over to the point guard spot," said Korn. "I feel comfortable with all four of these

guys playing there."

Akenten, who sat out the 2019-20 campaign after transferring to SEMO from Big Ten Conference member Nebraska, is a big hybrid guard who can play the three and four. He averaged 4.3 points and 2.5 rebounds in 28 games during his previous season of competition in 2018-19.

"Nana brings elite athleticism, shooting and experience to our roster," quoted Korn. "We are looking for big things from him when he returns to the court this year."

Junior Nygal Russell (**Houston, Texas**) is a big-bodied guard who can be a power guy.

Russell has the best 3-point field goal percentage of any returnee from last year's squad. He averaged 6.3 points and 2.3 rebounds, rated third on the team in assists (42) and made 23 three-pointers in 28 games and seven starts.

"Nygal is physical and has that ability to play the two, three or four," said Korn. "He is also strong enough to front the post at the five."

SEMO complements its strengths at the first four positions in its lineup with a good blend of size and skill underneath.

Perhaps, the Redhawks could have another three-headed monster with senior **Darrious Agnew (6'8", 220, Starkville, Miss.)**, junior **Nate Johnson (6'9", 250, Broward County, Fla.)** and redshirt-senior **Nolan Taylor (6'7", 260, Keller, Texas)** on the block.

"The five is so important. I like our size and skill, and feel pretty good with where we are at there," said Korn.

Agnew participated in 22 games and started five contests in 2019-20. He averaged 4.7 points and 2.1 rebounds.

Johnson spent the last season at Seminole State College in Oklahoma. He was his team's top scorer and rebounder with a near double-double 12.3 points and nine





rebounds a game. Johnson also led the team in field goal percentage (.577) and blocks (25).

"Nate is finding his way and understanding how low he has to play," commented Korn. "He continues to improve and has an unbelievable touch around the rim."

Taylor was limited to 14 games at Cal Poly due to injury a year ago. He averaged 6.1 points and 2.9 rebounds in those contests.

"Nolan has a huge wide body and is skilled on the block. He is a good passer and can make that 15-footer," said Korn.

Senior **Manny Patterson (F, Chicago, Ill.)**, senior **Evan Morrison (F, Lee's Summit, Mo.)**, junior **Parker Long (G, Sikeston, Mo.)** and freshman **Dylan Branson (G, St. Louis, Mo.)** complete the 2020-21 roster.

Patterson played the last three seasons at Horizon League member Green Bay. He started 24 of 33 games and averaged 5.8 points and 4.8 rebounds in 2019-20.

Morrison appeared in 17 games off the bench after joining the team as a walk-on.

Long played his freshman year at NCAA Division II affiliate Maryville University. He led the Saints with

13.1 points per game and dished out 100 assists for nearly four per contest (3.9).

And, Branson comes to SEMO from Mehlville High School, where he helped the Panthers claim a pair of Class 5 District titles. He averaged 16 points, six rebounds and six assists as a senior.

Schedule

Southeast Missouri will play a 27-game schedule with 12 matchups at the Show Me Center in 2020-21.

SEMO tips off the season at the Negro League Baseball Museum Classic in Kansas City on Nov. 27-28. The Redhawks face Northern Colorado (Nov. 27) and either host Kansas City or Avila College (Nov. 28) as part of the multiple team event.

Home games with longtime rival Southern Illinois (Dec. 2) and Lipscomb (Dec. 7), and road trips to Lipscomb (Dec. 9), Evansville (Dec. 15) and Indiana State (Dec. 22) fill out the Redhawks seven-game non-conference slate. SEMO meets Atlantic Sun Conference member Lipscomb for the first time in a home-and-home series this year.

"I'm excited for the challenge our



schedule presents," said Korn. "This year we pushed everything back and our furthest non-conference game is a five-hour bus ride. It was more important for our team to stay local, stay safe and get some good competitive games that will prepare us for the Ohio Valley Conference."

In order to help address issues associated with the delayed start date and to be responsive to a desire to provide additional contests within the geographic region, OVC schedules increased from 18 to 20 games for the 2020-21 season. Overall, teams will play every OVC team once and nine schools twice.

Schools were given discretion to schedule their two games against their "travel partner" separate from the 18-game conference schedule in order to provide flexibility for teams to complete their non-conference schedules. One of SEMO's games against UT Martin must be scheduled before the holiday break and the other can be scheduled at any time during the basketball season.

The Redhawks open their 20-game OVC schedule at UT Martin (Dec. 12) and then host the Skyhawks in their conference

home-opener six days later on Dec. 18.

The rest of SEMO's home conference schedule involves dates with Tennessee State (Jan. 2), Murray State (Jan. 14), Austin Peay (Jan. 16), SIU Edwardsville (Jan. 28), Eastern Illinois (Jan. 30), Tennessee Tech (Feb. 4) and Jacksonville State (Feb. 6).

Away games at Tennessee Tech (Dec. 30), Belmont (Jan. 7), Tennessee State (Jan. 9), Morehead State (Jan. 21), Eastern Kentucky (Jan. 23), Murray State (Feb. 11), Austin Peay (Feb. 13), Eastern Illinois (Feb. 25) and SIU Edwardsville (Feb. 27) complete the league schedule.

The 2021 OVC Men's and Women's Basketball Tournament is set for Mar. 3-6 at the Ford Center in Evansville, Indiana. It marks the fourth year in a row the event will be held at that venue.

Teams will follow approved safety protocols established in partnership with the NCAA's Core Principles of Resocialization of Collegiate Basketball and OVC guidance as it evolves based on science.





PREVIEW

ROSTER

Numerical

No.	Name	Pos.	Ht.	Wt.	Cl.	Yr.	Hometown (High School/College)
2	Jordan Love	G	6-5	180	So.	3rd	Durham, N.C. (Voyager Academy)
3	Eric Reed, Jr.	G	6-2	190	Jr.	3rd	Baton Rouge, La. (University Laboratory/Howard College)
5	Chris Harris	G	6-3	205	Jr.	4th	Antioch, Ill. (Lake Forest Academy/John A. Logan College)
10	Manny Patterson	F	6-8	220	Sr.	4th	Chicago, Ill. (Kenwood Academy/Green Bay)
11	DQ Nicholas	G	6-1	180	So.	2nd	Atlanta, Ga. (Meadowcreek H.S./Scotland Prep School (Pa.))
12	Evan Morrison	F	6-6	200	Sr.	4th	Lee's Summit, Mo. (KC Christian Academy/John Wood CC)
13	Parker Long	G	6-2	175	So.	2nd	Sikeston, Mo. (Sikeston/Maryville University)
14	Nate Johnson	C	6-9	250	Jr.	3rd	Broward County Fla. (American Heritage/Seminole State College)
21	Nana Akenten	G	6-6	215	Jr.	4th	Bolingbrook, Ill. (Bolingbrook/Nebraska)
25	Nygal Russell	G	6-4	205	Jr.	4th	Houston, Texas (Seven Lakes/ASPIRE Academy (Ky.))
31	Nolan Taylor	F	6-7	260	Sr.	5th	Keller, Texas (Keller/Cal Poly)
33	Dylan Branson	G	6-5	220	Fr.	1st	St. Louis, Mo. (Mehlville)
44	Darrious Agnew	F	6-8	220	Sr.	4th	Starkville, Miss. (Starkville/East Mississippi CC)

Alphabetical

No.	Name	Pos.	Ht.	Wt.	Cl.	Yr.	Hometown (High School/College)
44	Darrious Agnew	F	6-8	220	Sr.	4th	Starkville, Miss. (Starkville/East Mississippi CC)
21	Nana Akenten	G	6-6	215	Jr.	4th	Bolingbrook, Ill. (Bolingbrook/Nebraska)
33	Dylan Branson	G	6-5	220	Fr.	1st	St. Louis, Mo. (Mehlville)
5	Chris Harris	G	6-3	205	Jr.	4th	Antioch, Ill. (Lake Forest Academy/John A. Logan College)
14	Nate Johnson	C	6-9	250	Jr.	3rd	Broward County Fla. (American Heritage/Seminole State College)
13	Parker Long	G	6-2	175	So.	2nd	Sikeston, Mo. (Sikeston/Maryville University)
2	Jordan Love	G	6-5	180	So.	3rd	Durham, N.C. (Voyager Academy)
12	Evan Morrison	F	6-6	200	Sr.	4th	Lee's Summit, Mo. (KC Christian Academy/John Wood CC)
11	DQ Nicholas	G	6-1	180	So.	2nd	Atlanta, Ga. (Meadowcreek H.S./Scotland Prep School (Pa.))
10	Manny Patterson	F	6-8	220	Sr.	4th	Chicago, Ill. (Kenwood Academy/Green Bay)
3	Eric Reed, Jr.	G	6-2	190	Jr.	3rd	Baton Rouge, La. (University Laboratory/Howard College)
25	Nygal Russell	G	6-4	205	Jr.	4th	Houston, Texas (Seven Lakes/ASPIRE Academy (Ky.))
31	Nolan Taylor	F	6-7	260	Sr.	5th	Keller, Texas (Keller/Cal Poly)

Head Coach

Brad Korn, First Year (Southern Illinois, 2004)

Assitant Coaches

Keith Pickens, Third Year (Missouri State, 2013)

Dustin Yoder, First Year (Illinois, 2011)

Sam McMahon, First Year (Delaware, 2008)

Director of Operations

Aaron Proctor, First Year (Cal State San Bernardino, 2006)

Graduate Assistant

Collin Jasper

Manager

C.J. Frazier



Pronunciations

Nana Akenten.....na-nuh uh-ken-ten

Nygal Russell.....nye-juh



RADIO/TV ROSTER

PREVIEW



Jordan Love
G // 6-5 // 180 // R-So.
Durham, N.C.



Eric Reed, Jr.
G // 6-2 // 190 // Jr.
Baton Rouge, La.



Chris Harris
G // 6-3 // 205 // R-Jr.
Antioch, Ill.



Manny Patterson
F // 6-8 // 220 // Sr.
Chicago, Ill.



DQ Nicholas
G // 6-1 // 180 // So.
Atlanta, Ga.



Evan Morrison
F // 6-6 // 200 // Sr.
Lee's Summit, Mo.



Parker Long
G // 6-2 // 175 // So.
Sikeston, Mo.



Nate Johnson
C // 6-9 // 250 // Jr.
Broward County, Fla.



Nana Akenten
G // 6-6 // 215 // R-Jr.
Bolingbrook, Ill.



Nygal Russell
G // 6-4 // 205 // R-Jr.
Durham, N.C.



Nolan Taylor
F // 6-7 // 260 // R-Sr.
Keller, Texas



Dylan Branson
G // 6-5 // 220 // Fr.
St. Louis, Mo.



Darrious Agnew
F // 6-8 // 220 // Sr.
Starkville, Miss.



Brad Korn
Head Coach // First Year
Southern Illinois, 2004



Keith Pickens
Assistant Coach // Third Year
Missouri State, 2013



Dustin Yoder
Assistant Coach // First Year
Illinois, 2011



Sam McMahon
Assistant Coach // First Year
Delaware, 2008



Aaron Proctor
Director of Operations
Cal State San Bernardino, 2006



Collin Jasper
Graduate Assistant

OVC CHAMPIONS • 2000 // OVC TOURNAMENT CHAMPIONS • 2000 // NCAA TOURNAMENT • 2000

FOLLOW THE REDHAWKS AT GOSOUTHEAST.COM







PREVIEW

NOVEMBER

Negro League Baseball Museum Tip-Off Classic // Kansas City, Mo.


27 |  vs. Northern Colorado  4 p.m.

Negro League Baseball Museum Tip-Off Classic // Kansas City, Mo.

28 |  at Kansas City or vs. Avila College  11 a.m. or 2 p.m.

DECEMBER


2 |  Southern Illinois // 6:30 p.m. Cape Girardeau, Mo.

7 |  Lipscomb // 6:30 p.m. Cape Girardeau, Mo.

9 |  at Lipscomb // 7 p.m. Nashville, Tenn.

12 |  at UT Martin* // 4 p.m. Martin, Tenn.

15 |  at Evansville // 2 p.m. Evansville, Ind.

18 |  UT Martin* // 6:30 p.m. Cape Girardeau, Mo.

22 |  at Indiana State // 2 p.m. Terre Haute, Ind.

30 |  at Tennessee Tech* // 8 p.m. Cookeville, Tenn.


SCHEDULE

JANUARY

2 |  Tennessee State* // 5 p.m. Cape Girardeau, Mo.

7 |  at Belmont* // 7 p.m. Nashville, Tenn.

9 |  at Tennessee State* // 4 p.m. Nashville, Tenn.

14 |  Murray State* // 8 p.m. Cape Girardeau, Mo.

16 |  Austin Peay* // 5 p.m. Cape Girardeau, Mo.

21 |  at Morehead State* // 6 p.m. Morehead, Ky.

23 |  at Eastern Kentucky* // 3 p.m. Richmond, Ky.

28 |  SIU Edwardsville* // 8 p.m. Cape Girardeau, Mo.

30 |  Eastern Illinois* // 5 p.m. Cape Girardeau, Mo.

FEBRUARY

4 |  Tennessee Tech* // 8 p.m. Cape Girardeau, Mo.

6 |  Jacksonville State* // 5 p.m. Cape Girardeau, Mo.

11 |  at Murray State* // 7:30 p.m. Murray, Ky.

13 |  at Austin Peay* // 4 p.m. Clarksville, Tenn.

18 |  Eastern Kentucky* // 8 p.m. Cape Girardeau, Mo.

20 |  Morehead State* // 8 p.m. Cape Girardeau, Mo.

25 |  at Eastern Illinois* // 7:30 p.m. Charleston, Ill.

27 |  SIU Edwardsville* // 5 p.m. Edwardsville, Ill.

MARCH

3 |  OVC Tournament // TBA Evansville, Ind.

4 |  OVC Tournament // TBA Evansville, Ind.

5 |  OVC Tournament // TBA Evansville, Ind.

6 |  OVC Tournament // TBA Evansville, Ind.

All Times Central & Subject to Change

All Home and OVC Games Live on ESPN+

All Games Live on the Radio at Real Rock 99.3 FM

* Ohio Valley Conference Game





2020-21



COACHES

Brad Korn starts his first head coaching job at Southeast Missouri this upcoming 2020-21 season. Korn is the seventh head coach in SEMO's NCAA Division I era and comes to Cape Girardeau after spending the last four seasons as an assistant at Kansas State.



COACHES

BRAD KORN

BRAD KORN

HEAD COACH

FIRST YEAR // SOUTHERN ILLINOIS, 2004

Brad Korn was named head coach at Southeast Missouri on Mar. 23, 2020.

Korn is the seventh head coach in SEMO's NCAA Division I era (since 1991-92). He spent five years at Big 12 Conference member Kansas State working the last four seasons as an assistant coach and one as the program's Director of Operations.

In four years back at K-State after returning following a three-year stint at Missouri State (2013-16), Korn helped the Wildcats to 82 wins and three-straight NCAA Tournament appearances. K-State posted back-to-back 25-win campaigns for the first time in school history (2017-18, 2018-19).

During his first year back in 2016-17, the squad won 21 games, including eight over teams that advanced to the

postseason, and knocked off Wake Forest in the NCAA First Four before losing to #18 Cincinnati in the NCAA South Regional First Round.

Working primarily with the post players, Korn was a big influence on the development of two-time All-Big 12 First Team selection Dean Wade, who became the fourth Wildcat to earn All-Big 12 First-Team honors in 2018 and just the second to do so in back-to-back seasons. Wade is one of just three players to rank in the school's Top 10 in both career scoring (1,510) and rebounding (685). He was instrumental in the progress of Makol Mawien, who has started all 103 games in his K-State career and emerged as one of the top big men in the Big 12.

Korn was also key in the growth of All-Big 12 selections

Wesley Iwundu and D.J. Johnson during his first season as an assistant coach in 2016-17. Iwundu, who was twice named Third Team All-Big 12, became the first Wildcat since 2008 to be taken in the NBA Draft when he was selected with 33rd overall pick by the Orlando Magic. Johnson, an honorable mention all-league selection, broke the career field goal percentage record at 59.5 percent, while setting the single-season mark for the second consecutive season at 62.3 percent in 2016-17.

Korn spent one season on Bruce Weber's inaugural staff at K-State as Director of Operations in 2012-13, helping the Wildcats to a 27-8 overall record and their first-ever Big 12 regular-season title. It was the school's first conference title since 1977, while the 27 wins

rated second-most in school history.

Overall, he has 15 years of Division I experience, which includes time at his alma mater – Southern Illinois (2004-12).

Korn has extensive ties to Weber after playing his first four years (1999-2003) for him at Southern Illinois. He redshirted in 1999-2000 before playing the next three years for Weber. He concluded his playing career for (current Purdue head coach) Matt Painter in 2003-04 before spending the next eight years (2004-12) at SIU as an assistant for then-Saluki head coach and current K-State associate head coach Chris Lowery.

Korn returned to Manhattan in May 2016 after three seasons at Missouri State, where he served as an assistant coach to then-head coach Paul Lusk from 2013-16. At MSU, he helped the





Bears to 44 wins, including a 20-win season and a trip to the CollegelInsider.com Tournament in 2013-14.

Korn helped mentor a number of All-Missouri Valley honorees during his stay at Missouri State, including 2014 All-MVC Second-Team selection Jarmar Gulley and 2016 MVC Newcomer of the Year Dequon Miller. In addition, he coached three MVC All-Freshman Team honorees in Austin Ruder in 2014 and Obediah Church and Jarred Dixon in 2016 as well as two Most Improved Team members (Dorrian Williams in 2015 and Chris Kendrix in 2016).

Prior to his first stint at K-State, Korn spent eight years (2004-12) at Southern Illinois, including his final six years as a full-time assistant under Lowery. He helped the Salukis post a 145-116 (.556) overall record with four postseason appearances,

two Missouri Valley Conference championships and one State Farm Missouri Valley Conference Tournament title. The squad won 20 or more games and advanced to the NCAA Tournament on three occasions (2005, 2006, 2007) during his tenure as an assistant coach, including a 2007 trip to the Sweet 16. He was a graduate assistant at SIU his first two years before being elevated to a full-time assistant coach on Jan. 31, 2006.

A native of Plano, Illinois, Korn helped the Salukis through one of their greatest periods of success from 1999 to 2004. The squad went from 16 wins his redshirt-freshman season to three consecutive NCAA Tournament appearances under Weber and Painter. He was also a part of three Missouri Valley regular season championships as a player.

The 6-foot-9 forward saw action in 121 games in his career, averaging 5.2 points and 2.3 rebounds in 14.5 minutes per game. As a senior, he averaged 9.7 points on 41 percent shooting with four rebounds and 1.9 assists in helping SIU to 25 wins and a 17-1 mark in MVC play. He was named to the league's Most Improved Team.

Korn earned a bachelor's degree in Marketing from Southern Illinois in 2004 and his master's degree in Administrative Studies from Missouri State in 2016. He resides in Cape Girardeau with his wife, Kristin, and daughters Brielyn and Ashtyn.



■ The Korn File

Experience:
16th Year (First at SEMO)

Hometown:
Plano, Ill.

Birthdate:
August 22, 1981

Alma Mater:
Southern Illinois, 2004

Education:
B.A. Marketing (Southern Illinois)
Master's Administrative Studies (Missouri State)

Date Hired:
March 23, 2020

Family:
Wife - Kristin
Children - Brielyn, Ashtyn

Playing Experience:
Southern Illinois, 1999-04

Coaching Experience:
Southern Illinois, Graduate Asst., 2004-06
Southern Illinois, Assistant Coach, 2006-12
Kansas State, Dir. of Operations, 2012-13
Missouri State, Assistant Coach, 2013-16
Kansas State, Assistant Coach, 2016-20
Southeast Missouri, 2020-pr.





COACHES

KEITH PICKENS

ASSISTANT COACH



■ The Pickens File

Experience:

Third Year at SEMO

Hometown:

St. Louis, Mo.

Birthdate:

April 17, 1991

Alma Mater:

Missouri State, 2013

Education:

B.S. Sports Administration (Missouri State)
Master's Sports Management (Missouri State)

Date Hired:

May 29, 2018

Family:

Wife - Nita
Daughters - Kya, Khloe, Kymbree
Son - Kaden

Playing Experience:

Missouri State, 2009-14

Coaching Experience:

Missouri State, Graduate Manager, 2014-16
Southeast Missouri, Asst. Coach, 2018-pr.



K eith Pickens begins his third year as an assistant coach at Southeast Missouri.

Pickens joined the SEMO men's basketball program on May 29, 2018. He spent two years as an assistant at Missouri State prior to coming to Cape Girardeau.

A native of St. Louis, Pickens started his coaching career as a full-time assistant with the Bears in June 2016. Before that, he was an on-court standout at Missouri State from 2009-14, and then served as the team's graduate manager for the 2014-15 and 2015-16 seasons.

Pickens was instrumental in the player development of Alize Johnson, who was drafted 50th overall by the Indiana Pacers in 2018. Johnson was the Missouri Valley Conference Newcomer of the Year in 2017 and earned two-time First-Team All-MVC accolades.

Pickens played 19 games as a forward his senior year at Missouri State in 2013-14 at the end of an injury-laden career that saw him register 568 points and 253 rebounds in 111 games. He ranked 10th in school history in blocked shots (70) and led the Bears in rebounding a total of 24 times during his

career.

Pickens was part of the 2010 CIT championship team his freshman season and was a member of the 2011 Missouri Valley Conference regular-season championship squad, although a knee injury sidelined him for the 2011 campaign. His best season came in in 2012-13 when he started 19 games, scored a career-high 183 points and grabbed 142 rebounds. Pickens also led the team in rebounding average (4.7).

After his junior season, Pickens announced his intentions to retire from basketball, but progress over the summer of 2013 and a desire to play an impactful senior season led him to return to the Bears' rotation as a fifth-year senior. Although he did not play in the 2014 CIT, Pickens helped lead MSU to its first 20-win campaign and postseason appearance in three years.

Pickens graduated from Missouri State with an undergraduate degree in Sports Administration in 2013. He completed his master's degree in Sports Management in 2016.





ASSISTANT COACH



■ The Yoder File

Experience:

First Year at SEMO

Hometown:

Bethany, Ill.

Birthdate:

July 31, 1987

Alma Mater:

Illinois, 2011

Education:

B.S. Kinesiology (Illinois)
Master's Student Development and
Academic Advising (Kansas State)

Date Hired:

April 15, 2020

Family:

Wife - Keziah

Playing Experience:

Lake Land Junior College

Coaching Experience:

Illinois, Student Manager, 2008-11
Parkland JC, Assistant Coach, 2011-12
Kansas State, Graduate Assistant, 2012-13
Kansas State, Video Coordinator, 2013-17
UT Permian Basin, Asst. Coach, 2017-18
CS San Bernardino, Assoc. HC, 2018-20
Southeast Missouri, 2020-pr.



Dustin Yoder sets to begin his first year as an assistant coach at Southeast Missouri in 2020-21. Yoder officially joined the coaching staff on Apr. 15, 2020.

Yoder, who hails from Bethany, Illinois, spent the last two seasons as Associate Head Coach at Cal State San Bernardino, an NCAA Division II affiliate in the California Collegiate Athletic Association (CCAA).

Prior to Cal State San Bernardino, Yoder worked the 2017-18 campaign as an assistant coach under Andy Newman at the University of Texas Permian Basin (UTPB). That year was a historic season for the UTPB Falcons which tied a school record for most wins in a season (26) and made the NCAA Tournament's Sweet Sixteen for the first time in school history.

Before his short stint at UTPB, Yoder was at Kansas State for five years under Head Coach Bruce Weber. He was promoted to video coordinator on the KSU staff after spending the 2012-13 season as a graduate assistant.

Yoder was instrumental in helping K-State to 100 wins and three NCAA Tournament

appearances in those five seasons, one of which included the school's first-ever Big 12 regular-season title in 2012-13.

Initially, Yoder went to K-State in August 2012 after one year as an assistant coach at Parkland Junior College in Champaign, Illinois. Previously, he spent three years (2008-11) as a student manager for Weber at Illinois, including working as head manager in 2010-11.

Yoder was a two-year letterwinner at Lake Land Junior College in Mattoon, Illinois under Hall of Fame Coach Jim Dudley and Dr. Cedric Brown.

The all-time leading scorer (1,517 points) at Okaw Valley High School, Yoder graduated from Illinois in May 2011 with a degree in Kinesiology. He completed his Master's in College Student Development and Academic Advising at Kansas State in 2014.





COACHES

SAM MCMAHON

ASSISTANT COACH



■ The McMahon File

Experience:

First Year at SEMO

Hometown:

Jefferson City, Mo.

Birthdate:

October 19, 1984

Alma Mater:

Delaware, 2008

Education:

B.S. Sports Management (Delaware)
Master's Education (Central Methodist)

Date Hired:

May 6, 2020

Family:

Wife - Holly
Daughter - Eva
Son - Maverick

Playing Experience:

Delaware, 2004-08

Coaching Experience:

Central Methodist, Asst. Coach, 2008-10
Missouri State, Video Coord., 2010-12
Missouri State, Dir. of Operations, 2012-14
Missouri Southern, Asst. Coach, 2014-17
Missouri Southern, Assoc. HC, 2017-20
Southeast Missouri, Asst. Coach, 2020-pr.



SAM MCMAHON

FIRST YEAR // DELAWARE, 2008

Sam McMahon enters his first year as an assistant coach at Southeast Missouri. McMahon was hired on May 6, 2020.

McMahon worked the last six years at Missouri Southern in roles as an assistant coach and associate head coach.

MSSU averaged 20 wins per season and accumulated a 124-60 record with McMahon on its coaching staff. The Lions earned at least a top four finish in the Mid-America Intercollegiate Athletics Association (MIAA) regular season every year McMahon was there and advanced to the NCAA Tournament Sweet Sixteen in 2019. He also helped MSSU earn an at-large berth to the NCAA Division II Tournament three-straight years for the first time in program history.

McMahon started his coaching career at Central Methodist University. During his two years at CMU, the men's basketball team went a combined 52-16 and earned a pair of NAIA National Tournament appearances (only time in school history to make the NAIA National Tournament in two straight years).

After that, McMahon continued his coaching career at Missouri State. He spent four seasons with the Bears working

alongside Korn. McMahon helped the Bears post a 75-60 overall record in that span, with teams winning 20 or more games in two seasons. The 2010-11 MSU squad posted a 28-9 record and won the Missouri Valley Conference regular-season title for the first time in school history.

A standout prep player at Jefferson City (Mo.) High School, McMahon spent a year at Bridgton (Maine) Academy and then played four years of Division I basketball at the University of Delaware (2004-08).

At Delaware, McMahon earned four letters, was team captain his senior season (2007-08) and earned Second-Team Colonial Athletic Association All-Academic honors twice.

On his way to earning a degree in Sports Management from Delaware in 2008, McMahon was also on the Dean's List. After his tenure with the Blue Hens, he spent three months interning at Wilmington University in New Castle, Delaware, where he was the team's video coordinator. McMahon boasted a perfect 4.0 GPA while earning his Master's in Education at Central Methodist (2010).



DIRECTOR OF
OPERATIONS

■ The Proctor File

Experience:

First Year at SEMO

Hometown:

Houston, Texas

Birthdate:

January 25, 1983

Alma Mater:

Cal State San Bernardino, 2006

EducationB.A. English (Cal State San Bernardino)
Master's Academic Advising (Kansas State)**Date Hired:**

May 6, 2020

Family:Wife - Ashford
Daughter - Harper**Playing Experience:**

Cal State San Bernardino, 2004-05

Coaching Experience:Bellaire H.S., Assistant Coach, 2006-12
Heights H.S., Head Coach, 2012-13
Alvin H.S., Head Coach, 2013-15
Kansas State, Graduate Assistant, 2015-17
North Forest H.S., Head Coach, 2017-18
Arkansas-Fort Smith, Asst. Coach, 2018-19
Missouri State-West Plains, Asst. Coach, 2019-20

AARON PROCTOR

FIRST YEAR // CAL STATE SAN BERNARDINO, 2006

Aaron Proctor is in his first year as Southeast Missouri's Director of Basketball Operations.

Proctor has worn many hats and served in many different capacities throughout his coaching journey.

He comes to Cape Girardeau after spending the last year as an assistant coach at Missouri State-West Plains.

Proctor has 14 years of coaching experience which also includes one season as an assistant coach at Arkansas-Fort Smith and two years as a graduate assistant at Kansas State.

At Arkansas-Fort Smith, Proctor was involved in all facets of the program, including recruiting, scouting game and practice preparation. At K-State, he assisted in the breakdown of game video, scouting and on-court skill development and recruiting.

In addition to his collegiate coaching experience, Proctor coached for 10 years at the high school/prep school level.

He served as head coach at North Forest High School (2017-18) and Heights High

School (2012-13) in Houston, Texas, and at Alvin High School (2013-15) in Alvin, Texas. Proctor also spent six years as assistant coach at Bellaire High School in Houston, and has coached 15U and 17U teams with the Texas PRO Adidas Gauntlet summer program.

A native of Houston, Proctor attended California State University San Bernardino where he played one season for Head Coach Jeff Oliver. During that season in 2004-05, Proctor helped lead the Coyotes to a 21-6 record. CSUSB captured the California Collegiate Athletic Association (CCAA) title and earned a trip to the NCAA Tournament that year.

Proctor graduated from CSUSB with a Bachelor of Arts degree in English in 2006. He then taught high school English for 10 years. Proctor completed his Master of Science degree in Academic Advising from K-State in 2017.





BASKETBALL STAFF



COLLIN JASPER
GRADUATE ASSISTANT



AMANDA MARTIN
CO-HEAD ATHLETIC TRAINER



TONY BRUTOFSKY
STRENGTH & CONDITIONING



BROOKE HENGST
COORDINATOR OF STUDENT-ATHLETE DEVELOPMENT




DR. ANTHONY MCPHERRON
PHYSICIAN



DR. ANDREW LAWRENCE
PHYSICIAN



DR. JIM BOWEN
PHYSICIAN



JEFF HONZA
ASSISTANT AD
STRATEGIC COMMUNICATIONS



CHARLIE BALCOM
COORDINATOR OF
DIGITAL MEDIA

Southeast Missouri State University Athletics Mission

Southeast Missouri State University Athletics is committed to enhancing the University's educational mission by supporting student-athletes in their academic, athletic and personal development.

Our Vision

To be the premier athletics department within the Ohio Valley Conference, excelling academically and athletically, while preparing our student-athletes for life after sport.

Our Commitment to Diversity and Cultural Competence

Southeast Missouri State University Athletics strives to create an environment that fosters collaboration and facilitates an open exchange of the unique perspectives that each individual brings. These experiences will enrich the learning environment and better prepare our coaches, staff and student-athletes to make thoughtful contributions in our diverse society. Southeast Missouri State University prohibits all forms of discrimination on the basis of race, color, ethnicity, religion, national origin, sex, sexual orientation, gender identity, age, genetic information, disability, or protected veteran status. The Department of Athletics is dedicated to this guiding principle and is committed to attracting and retaining coaches and staff who reflect the diversity of our student-athlete population.



2020-21



PROFILES

DQ Nicholas saw action in 30 games and made 19 starts during his rookie season in 2019-20. Nicholas averaged 7.6 points per game, ranked second on the team with 50 assists and was third with 22 steals.





PROFILES

RETURNEES



DARRIOUS AGNEW

2019-20: Played in 22 games and logged five starts...Averaged 4.7 points and 2.1 rebounds per contest...Added 10 assists and 11 steals...Shot 41.9 percent (39-of-93) from the field and averaged 10.6 minutes a game...Scored 11 points in his first career NCAA Division I start at Drake (12/7)...Notched a season-high 17 points and six rebounds at Youngstown State (12/15)...Scored 15 points for his other double-digit effort vs. Cal State Fullerton (11/27)...Missed nine games, including five with a meniscus injury...Saw action in nine games off the bench during Ohio Valley Conference play.

East Mississippi CC: Helped lead East Mississippi Community College to a 19-8 record and its first MACJC state men's basketball championship since the 1930s during the 2018-19 season...

Averaged 15.6 points and 7.0 rebounds during the three games at the state tournament...For the season, he averaged 11.5 points and a team-high 6.7 rebounds per contest, while shooting 51.3 percent from the field...Becomes the latest EMCC player to join Southeast Missouri's program following former Lion standouts Jarekious Bradley and Daniel Simmons...For his two-year EMCC career, he averaged 10.4 points and 6.4 rebounds per game, notched four double-doubles and played in 41 games with 21 starts.

Prep: Attended Starkville High School.

Personal: Born June 1, 1999...Majoring in Recreation/Park Administration...Son of Latoya Weaver...Siblings are Calvin (brother) and Brittney Young (sister).

Agnew's Game-by-Game Statistics

2019-20	FG	3P	FT	O/D	REB	E	PTS	A	TO	B	S	M
at Vanderbilt	3-6	0-0	0-0	1/1	2	1	6	0	0	0	0	10
Purdue Fort Wayne	1-5	0-0	1-2	0/1	1	1	3	0	0	0	1	11
The Citadel	2-5	0-0	0-0	1/2	3	2	4	0	0	0	1	10
Missouri S&T	3-6	0-0	3-5	2/1	3	1	9	0	1	0	0	11
vs. Cal State Fullerton	5-9	1-2	4-5	3/3	6	3	15	2	2	0	2	21
at Santa Clara	1-2	0-0	5-6	0/2	2	3	7	0	1	0	1	13
vs. Denver	1-3	0-0	0-0	0/1	1	3	2	0	3	0	0	12
at Abilene Christian	1-4	0-1	3-4	0/2	2	1	5	0	1	0	0	11
at Drake*	5-7	1-1	0-1	1/3	4	3	11	4	0	0	2	19
at Youngstown State*	8-14	0-1	1-3	2/4	6	3	17	1	2	0	2	20
at Ohio State*	2-4	0-1	0-0	0/1	1	4	4	0	3	0	0	15
at Southern Illinois*	2-7	0-1	0-0	2/2	4	1	4	0	3	0	0	19
Missouri Baptist*	0-0	0-0	0-0	0/0	0	0	0	0	0	0	0	3
at Austin Peay	DNP	-	-	-	-	-	-	-	-	-	-	-
at Murray State	DNP	-	-	-	-	-	-	-	-	-	-	-
Belmont	DNP	-	-	-	-	-	-	-	-	-	-	-
Tennessee State	DNP	-	-	-	-	-	-	-	-	-	-	-
Austin Peay	0-1	0-0	0-1	0/0	0	1	0	1	0	0	0	7
Murray State	1-7	0-1	4-4	1/4	5	5	6	1	0	0	1	22
at SIU Edwardsville	DNP	-	-	-	-	-	-	-	-	-	-	-
at Eastern Illinois	1-4	0-0	1-2	0/2	2	0	3	1	0	0	0	5
at Morehead State	DNP	-	-	-	-	-	-	-	-	-	-	-
at Eastern Kentucky	DNP	-	-	-	-	-	-	-	-	-	-	-
Jacksonville State	1-2	0-0	0-0	0/1	1	1	2	0	1	0	0	3
Tennessee Tech	1-3	0-0	0-0	0/1	1	0	2	0	1	0	0	8
UT Martin	0-0	0-0	0-0	1/0	1	1	0	0	2	0	1	3
SIU Edwardsville	DNP	-	-	-	-	-	-	-	-	-	-	-
at Jacksonville State	1-2	0-0	0-0	0/0	0	0	2	0	0	0	0	3
at Tennessee Tech	0-1	0-0	0-0	0/0	0	0	0	0	0	0	0	4
Eastern Illinois	DNP	-	-	-	-	-	-	-	-	-	-	-
at UT Martin	0-1	0-0	1-2	1/0	1	1	1	0	0	0	0	4
Total	39-93	2-8	23-35	15/31	46	35	103	10	20	0	11	234

* - Game Started

2019-20 Season/Career-Highs

Points	17	at Youngstown State (12/15/19)
Total Rebounds	6	2x, last at Youngstown State (12/15/19)
Offensive	3	vs. Cal State Fullerton (11/27/19)
Defensive	4	2x, last vs. Murray State (1/18/20)
FG Made	8	at Youngstown State (12/15/19)
FG Attempted	14	at Youngstown State (12/15/19)
3-Point FG Made	1	2x, last at Drake (12/7/19)
3-Point FG Attempted	2	vs. Cal State Fullerton (11/27/19)
FT Made	5	at Santa Clara (11/29/19)
FT Attempted	6	at Santa Clara (11/29/19)
Assists	4	at Drake (12/7/19)
Blocks	-	-
Steals	2	3x, last at Youngstown State (12/15/19)
Minutes	22	vs. Murray State (1/18/20)





44

DARRIOUS

AGNEW

- // Forward
- // 6-8 // 220
- // Senior (4)
- // Starkville, Miss.
- // Starkville H.S.
- // East Mississippi CC


Agnew's Career Statistics at Southeast Missouri

Overall																					
Season	G-GS	Min	Avg	FG-FGA	Pct	3FG-3FGA	Pct	FT-FTA	Pct	Off	Def	Tot	Avg	PF	FO	A	TO	Blk	Stl	Pts	Avg
2019-20	22-5	234	10.6	39-93	.419	2-8	.250	23-35	.657	15	31	46	2.1	35	1	10	20	0	11	103	4.7
Ohio Valley Conference Games Only																					
Season	G-GS	Min	Avg	FG-FGA	Pct	3FG-3FGA	Pct	FT-FTA	Pct	Off	Def	Tot	Avg	PF	FO	A	TO	Blk	Stl	Pts	Avg
2019-20	9-0	59	6.6	5-21	.238	0-1	.000	6-9	.667	3	8	11	1.2	9	1	3	4	0	2	16	1.8



PROFILES

RETURNEES



CHRIS HARRIS

2019-20: Came off the bench and led the Redhawks in scoring the first two games of the season...Suffered a season-ending knee injury during practice prior to The Citadel game... Was the team's leading scorer with 15.5 points per game at the time of his injury...Began his Southeast Missouri career by scoring 15 points at Vanderbilt (11/6)...Four days later, he scored 16 points and made the game-winning 3-pointer with 27 seconds left vs. Purdue Fort Wayne (11/10)...Was later granted a medical hardship.

John A. Logan College: Averaged 9.8 points and 4.2 rebounds in 32 games and 14 starts at John A. Logan College in 2018-19...John A. Logan went 27-5 overall, ranked fifth in the nation and claimed a share of the Great Rivers Athletic Conference title...Shot 42 percent from the field (105-of-250) and made 36 three-pointers...Shot 69.8 percent (67-of-96) at the free throw line...Averaged 4.2 rebounds per game, dished out 53 assists, had 31 steals and gathered nine blocks... Pitched in a season-high 19 points and went a perfect 8-of-8 at the free throw line vs. Kaskaskia College (1/31)...Scored double figures on 17 occasions.

Missouri S&T: Was NCAA Division II Missouri S&T's leading scorer as a freshman in 2017-18...Averaged 13.7 points a game and ranked second on the team with 28 steals... Also ranked second on the team with 56 three-pointers made in 25 games and 11 starts...Scored 20 or more points in six games with a season-best 24 vs. Blackburn (11/11)...Dropped in 20 points on 8-of-15 field goals and made three 3-pointers in a 94-75 exhibition loss to Southeast Missouri (11/1).

Prep: Attended Lake Forest Academy...Averaged 22 points, seven assists and six rebounds per game as a senior...Was nominated for Illinois Prep Player of the Year in 2016-17...Played for the Illinois Wolves in the Under Armour circuit.

Personal: Born July 9, 1998...Majoring in Business Administration...Son of Charles and Sharmella Harris...Siblings are Charles (brother) and Courtney (sister).

Harris' Game-by-Game Statistics

2019-20	FG	3P	FT	O/D	REB	F	PTS	A	TO	B	S	M
at Vanderbilt	6-9	2-3	1-2	0/1	1	2	15	0	3	1	0	28
Purdue Fort Wayne	3-6	3-4	7-8	0/5	5	3	16	2	2	0	0	26
The Citadel	DNP	-	-	-	-	-	-	-	-	-	-	-
Missouri S&T	DNP	-	-	-	-	-	-	-	-	-	-	-
vs. Cal State Fullerton	DNP	-	-	-	-	-	-	-	-	-	-	-
at Santa Clara	DNP	-	-	-	-	-	-	-	-	-	-	-
vs. Denver	DNP	-	-	-	-	-	-	-	-	-	-	-
at Abilene Christian	DNP	-	-	-	-	-	-	-	-	-	-	-
at Drake	DNP	-	-	-	-	-	-	-	-	-	-	-
at Youngstown State	DNP	-	-	-	-	-	-	-	-	-	-	-
at Ohio State	DNP	-	-	-	-	-	-	-	-	-	-	-
at Southern Illinois	DNP	-	-	-	-	-	-	-	-	-	-	-
Missouri Baptist	DNP	-	-	-	-	-	-	-	-	-	-	-
at Austin Peay	DNP	-	-	-	-	-	-	-	-	-	-	-
at Murray State	DNP	-	-	-	-	-	-	-	-	-	-	-
Belmont	DNP	-	-	-	-	-	-	-	-	-	-	-
Tennessee State	DNP	-	-	-	-	-	-	-	-	-	-	-
Austin Peay	DNP	-	-	-	-	-	-	-	-	-	-	-
Murray State	DNP	-	-	-	-	-	-	-	-	-	-	-
at SIU Edwardsville	DNP	-	-	-	-	-	-	-	-	-	-	-
at Eastern Illinois	DNP	-	-	-	-	-	-	-	-	-	-	-
at Morehead State	DNP	-	-	-	-	-	-	-	-	-	-	-
at Eastern Kentucky	DNP	-	-	-	-	-	-	-	-	-	-	-
Jacksonville State	DNP	-	-	-	-	-	-	-	-	-	-	-
Tennessee Tech	DNP	-	-	-	-	-	-	-	-	-	-	-
UT Martin	DNP	-	-	-	-	-	-	-	-	-	-	-
SIU Edwardsville	DNP	-	-	-	-	-	-	-	-	-	-	-
at Jacksonville State	DNP	-	-	-	-	-	-	-	-	-	-	-
at Tennessee Tech	DNP	-	-	-	-	-	-	-	-	-	-	-
Eastern Illinois	DNP	-	-	-	-	-	-	-	-	-	-	-
at UT Martin	DNP	-	-	-	-	-	-	-	-	-	-	-
Total	9-15	5-7	8-10	0/6	6	5	31	2	5	1	0	54

* - Game Started

2019-20 Season/Career-Highs

Points	16	vs. Purdue Fort Wayne (11/10/19)
Total Rebounds	5	vs. Purdue Fort Wayne (11/10/19)
Offensive	-	-
Defensive	5	vs. Purdue Fort Wayne (11/10/19)
FG Made	6	at Vanderbilt (11/6/19)
FG Attempted.....	9	at Vanderbilt (11/6/19)
3-Point FG Made.....	3	vs. Purdue Fort Wayne (11/10/19)
3-Point FG Attempted.....	4	vs. Purdue Fort Wayne (11/10/19)
FT Made.....	7	vs. Purdue Fort Wayne (11/10/19)
FT Attempted.....	8	vs. Purdue Fort Wayne (11/10/19)
Assists	2	vs. Purdue Fort Wayne (11/10/19)
Blocks.....	1	at Vanderbilt (11/6/19)
Steals.....	-	-
Minutes	28	at Vanderbilt (11/6/19)





5

CHRIS

HARRIS

- // Guard
- // 6-3 // 205
- // Junior (4)
- // Antioch, Ill.
- // Lake Forest Academy
- // John A. Logan College


Harris' Career Statistics at Southeast Missouri

Season	G-GS	Min	Avg	FG-FGA	Pct	3FG-3FGA	Pct	FT-FTA	Pct	Off	Def	Tot	Avg	PF	FO	A	TO	Blk	Stl	Pts	Avg
2019-20	2-0	74	37.0	9-15	.600	5-7	.714	8-10	.800	0	6	6	3.0	5	0	2	5	1	0	31	15.5



PROFILES

RETURNEES



JORDAN LOVE

2019-20: Started four games and played in 25 contests as a redshirt-freshman...Averaged 3.2 points and 1.4 rebounds per game...Made five 3-pointers and 18 free throws...Dished out 17 assists, had two blocks and collected seven steals...Averaged 12.5 minutes per contest...Scored his first career points on a 3-pointer vs. Denver (11/30)...Scored double figures in each of his first two career starts with 14 points at Morehead State (1/30) and 12 points at Eastern Kentucky (2/1)...His 14 points at Morehead State were a season-high...Finished with a season-best five assists vs. Austin Peay (1/16)...Averaged 4.1 points in Ohio Valley Conference games...All four of his starts came in league play...Played a season-high 30 minutes at Eastern Kentucky.

2018-19: Redshirted.

Prep: Attended Voyager Academy in Durham, North Carolina...Averaged 20 points, 22 assists, 4.3 rebounds and two steals per game in 2017-18...Was the North Central Athletic Conference Basketball Player of the Year and claimed North Carolina Basketball Coaches Association All-District 6 honors...Named Voyager Academy's Most Valuable Player and finished his career with 1,000 points...Averaged 16 points, 2.3 assists, 4.6 rebounds and 1.6 steals en route to First-Team All-Conference and All-District accolades in 2016-17.

Personal: Born June 21, 2000...Majoring in Sports Management...Son of Emmanuel and Cindy Love...Has a sister, Saige.

Love's Game-by-Game Statistics

2019-20	FG	3P	FT	O/D	REB	F	PTS	A	TO	B	S	M
at Vanderbilt	DNP	-	-	-	-	-	-	-	-	-	-	-
Purdue Fort Wayne	DNP	-	-	-	-	-	-	-	-	-	-	-
The Citadel	0-0	0-0	0-0	0/0	0	0	0	0	0	0	0	4
Missouri S&T	0-0	0-0	0-0	0/0	0	0	0	0	0	0	0	1
vs. Cal State Fullerton	DNP	-	-	-	-	-	-	-	-	-	-	-
at Santa Clara	DNP	-	-	-	-	-	-	-	-	-	-	-
vs. Denver	1-1	1-1	0-0	0/1	1	0	3	0	1	0	1	9
at Abilene Christian	1-1	0-0	0-0	0/0	0	0	2	0	0	0	0	4
at Drake	DNP	-	-	-	-	-	-	-	-	-	-	-
at Youngstown State	0-4	0-2	1-4	0/1	1	0	1	0	0	0	1	12
at Ohio State	0-1	0-0	0-0	0/1	1	0	0	0	0	0	0	5
at Southern Illinois	0-0	0-0	0-0	0/3	3	1	0	0	1	0	0	6
Missouri Baptist	2-5	0-1	0-0	0/2	2	1	4	0	0	0	0	14
at Austin Peay	0-1	0-0	0-0	0/1	1	1	0	1	1	0	0	9
at Murray State	0-3	0-0	0-0	1/0	1	0	0	0	1	0	0	12
Belmont	1-1	0-0	2-2	0/0	0	0	4	0	0	0	1	11
Tennessee State	3-7	0-1	2-4	1/3	4	2	8	2	1	0	0	26
Austin Peay	1-5	1-2	2-2	2/0	2	1	5	5	0	1	0	24
Murray State	0-2	0-1	0-2	0/2	2	2	0	0	1	0	0	7
at SIU Edwardsville	2-4	0-1	0-2	1/1	2	0	4	0	0	0	0	14
at Eastern Illinois	4-9	0-1	0-0	2/2	4	2	8	2	1	0	2	23
at Morehead State*	4-11	2-6	4-4	0/3	3	1	14	1	1	1	0	49
at Eastern Kentucky	3-11	1-3	5-6	0/1	1	2	12	0	2	0	1	30
Jacksonville State*	2-3	0-0	1-3	0/2	2	0	5	1	6	0	0	18
Tennessee Tech*	0-1	0-0	1-2	0/0	0	3	1	2	1	0	0	13
UT Martin	DNP	-	-	-	-	-	-	-	-	-	-	-
SIU Edwardsville	1-3	0-1	0-0	1/0	1	1	2	2	0	0	0	9
at Jacksonville State	0-2	0-0	0-0	0/1	1	0	0	1	1	0	0	15
at Tennessee Tech	0-1	0-0	0-0	0/0	0	1	0	0	1	0	0	5
Eastern Illinois	1-4	0-0	0-0	1/0	1	1	2	0	2	0	0	7
at UT Martin	2-2	0-0	0-0	2/1	3	1	4	0	3	0	1	6
Total	27-82	5-20	18-31	11/25	36	20	79	17	24	2	7	333

* - Game Started

2019-20 Season/Career-Highs

Points	14	at Morehead State (1/30/20)
Total Rebounds	4	2x, last at Eastern Illinois (1/25/20)
Offensive	2	3x, last at UT Martin (2/29/20)
Defensive	3	3x, last at Morehead State (1/30/20)
FG Made	4	2x, last at Morehead State (1/30/20)
FG Attempted.....	11	2x, last at Eastern Kentucky (2/1/20)
3-Point FG Made.....	2	at Morehead State (1/30/20)
3-Point FG Attempted.....	6	at Morehead State (1/30/20)
FT Made.....	5	at Eastern Kentucky (2/1/20)
FT Attempted.....	6	at Eastern Kentucky (2/1/20)
Assists	5	vs. Austin Peay (1/16/20)
Blocks.....	1	2x, last at Morehead State (1/30/20)
Steals.....	2	at Eastern Illinois (1/25/20)
Minutes	30	at Eastern Kentucky (2/1/20)



2

JORDAN

LOVE

// Guard
 // 6-5 // 180
 // Sophomore (3)
 // Durham, N.C.
 // Voyager Academy

Love's Career Statistics at Southeast Missouri

Overall

Season	G-GS	Min	Avg	FG-FGA	Pct	3FG-3FGA	Pct	FT-FTA	Pct	Off	Def	Tot	Avg	PF	FO	A	TO	Blk	Stl	Pts	Avg
2019-20	25-4	313	12.5	28-82	.341	5-20	.250	18-31	.581	11	25	36	1.4	20	0	17	24	2	7	79	3.2

Ohio Valley Conference Games Only

Season	G-GS	Min	Avg	FG-FGA	Pct	3FG-3FGA	Pct	FT-FTA	Pct	Off	Def	Tot	Avg	PF	FO	A	TO	Blk	Stl	Pts	Avg
2019-20	17-4	258	15.2	24-70	.343	4-16	.250	17-27	.630	11	17	28	1.6	18	0	17	22	2	5	69	4.1



PROFILES

RETURNEES



EVAN MORRISON

2019-20: Played in 17 games off the bench...Made four field goals, including three from 3-point range... Scored 11 points, pulled down six rebounds and added two steals... Had his first career points on a 3-pointer at #5 Ohio State (12/17)... Played a season-high 18 minutes and grabbed a season-best three rebounds at Morehead State (1/30)...Ohio Valley Conference Commissioner's Honor Roll selection and Southeast Scholar-Athlete.

John Wood CC: Saw action in 29 games off the bench at John Wood Community College during the 2018-19 campaign...Averaged 1.7 points and 1.6 rebounds per game... Made 19 field goals, had four steals and dished out 10 assists.

Johnson County CC: Played in 28 games and made six starts as a freshman at Johnson County Community College in 2017-18... Averaged 3.2 points and two rebounds per contest...Added five steals, one block and 15 assists... Scored a season-high 18 points and shot 7-of-9 from the field vs. Northwest Kansas Technical College (11/18).

Prep: Averaged 17.5 points and 3.5 rebounds per game as a senior at Kansas City East Christian Academy...Finished with a career scoring average of 10.2 points a game in four varsity seasons.

Personal: Born January 13, 1998...Majoring in Business Administration...Son of Curtis and Rhonda Morrison...Has two brothers, Kyle and Christopher.

Morrison's Game-by-Game Statistics

2019-20	FG	3P	FT	O/D	REB	F	PTS	A	TO	B	S	M
at Vanderbilt	DNP	-	-	-	-	-	-	-	-	-	-	-
Purdue Fort Wayne	DNP	-	-	-	-	-	-	-	-	-	-	-
The Citadel	DNP	-	-	-	-	-	-	-	-	-	-	-
Missouri S&T	DNP	-	-	-	-	-	-	-	-	-	-	-
vs. Cal State Fullerton	0-0	0-0	0-0	0/0	0	0	0	0	0	0	0	0+
at Santa Clara	0-0	0-0	0-0	0/0	0	1	0	0	0	0	0	6
vs. Denver	0-0	0-0	0-0	0/0	0	0	0	0	0	0	0	1
at Abilene Christian	0-1	0-1	0-0	0/0	0	0	0	0	0	0	1	5
at Drake	DNP	-	-	-	-	-	-	-	-	-	-	-
at Youngstown State	DNP	-	-	-	-	-	-	-	-	-	-	-
at Ohio State	1-1	1-1	0-0	0/0	0	0	3	0	0	0	0	3
at Southern Illinois	DNP	-	-	-	-	-	-	-	-	-	-	-
Missouri Baptist	1-3	1-2	0-0	0/1	1	0	3	0	0	0	0	7
at Austin Peay	0-0	0-0	0-0	0/0	0	0	0	0	0	0	0	2
at Murray State	0-0	0-0	0-0	0/0	0	0	0	0	0	0	0	2
Belmont	0-2	0-2	0-0	0/0	0	1	0	0	1	0	0	12
Tennessee State	DNP	-	-	-	-	-	-	-	-	-	-	-
Austin Peay	0-0	0-0	0-0	0/0	0	0	0	0	0	0	0	4
Murray State	0-1	0-1	0-0	0/0	0	1	0	0	0	0	0	2
at SIU Edwardsville	0-1	0-1	0-0	0/2	2	1	0	0	0	0	1	11
at Eastern Illinois	1-1	1-1	0-0	0/0	0	0	3	0	0	0	0	7
at Morehead State	0-2	0-1	0-0	2/1	3	1	0	0	0	0	0	18
at Eastern Kentucky	DNP	-	-	-	-	-	-	-	-	-	-	-
Jacksonville State	DNP	-	-	-	-	-	-	-	-	-	-	-
Tennessee Tech	1-2	0-1	0-0	0/0	0	0	2	1	0	0	0	3
UT Martin	0-0	0-0	0-0	0/0	0	0	0	0	0	0	0	4
SIU Edwardsville	DNP	-	-	-	-	-	-	-	-	-	-	-
at Jacksonville State	0-0	0-0	0-0	0/0	0	0	0	0	0	0	0	3
at Tennessee Tech	DNP	-	-	-	-	-	-	-	-	-	-	-
Eastern Illinois	DNP	-	-	-	-	-	-	-	-	-	-	-
at UT Martin	DNP	-	-	-	-	-	-	-	-	-	-	-
Total	4-14	3-11	0-0	2/4	6	5	11	1	1	0	2	90

* - Game Started

2019-20 Season/Career-Highs

Points	3	3x, last at Eastern Illinois (1/25/20)
Total Rebounds	3	at Morehead State (1/30/20)
Offensive	2	at Morehead State (1/30/20)
Defensive	2	at SIU Edwardsville (1/23/20)
FG Made	1	3x, last at Eastern Illinois (1/25/20)
FG Attempted.....	3	vs. Missouri Baptist (12/29/19)
3-Point FG Made.....	1	3x, last at Eastern Illinois (1/25/20)
3-Point FG Attempted.....	2	2x, last vs. Belmont (1/9/20)
FT Made.....	-	-
FT Attempted.....	-	-
Assists	1	vs. Tennessee Tech (2/8/20)
Blocks.....	-	-
Steals.....	1	2x, last at SIU Edwardsville (1/23/20)
Minutes	18	at Morehead State (1/30/20)



12

EVAN

MORRISON

// Forward
 // 6-6 // 200
 // Senior (4)
 // Lee's Summit, Mo.
 // Kansas City East
 Christian Academy
 // John Wood CC

Morrison's Career Statistics at Southeast Missouri

Overall																					
Season	G-GS	Min	Avg	FG-FGA	Pct	3FG-3FGA	Pct	FT-FTA	Pct	Off	Def	Tot	Avg	PF	FO	A	TO	Blk	Stl	Pts	Avg
2019-20	17-0	90	5.3	4-14	.286	3-11	.273	0-0	.000	2	4	6	0.4	5	0	1	1	0	2	11	0.6
Ohio Valley Conference Games Only																					
Season	G-GS	Min	Avg	FG-FGA	Pct	3FG-3FGA	Pct	FT-FTA	Pct	Off	Def	Tot	Avg	PF	FO	A	TO	Blk	Stl	Pts	Avg
2019-20	11-0	68	6.2	2-9	.222	1-7	.143	0-0	.000	2	3	5	0.5	4	0	1	1	0	1	5	0.5



PROFILES

RETURNEES



DQ NICHOLAS

2019-20: Played in 30 games and logged 19 starts as a true freshman... Ranked fifth on the team in scoring with 7.6 points per contest...Knocked down 18 three-pointers and shot 73.9 percent (65-of-88) at the free throw line...Ranked second on the team in assists (50) and third in steals (22)...Was one of five players who averaged over 24 minutes a game...Became Southeast Missouri's first 20-point scorer of the season when he had a season-high 24 points vs. The Citadel (11/19)...Led the Redhawks in scoring on six different occasions...Had two other 20-point performances when he scored 21 at Abilene Christian (12/5) and vs. Murray State (1/18)...Also made a perfect 14-of-14 free throws against Abilene Christian and 11-of-13 free throws vs. Murray State... Scored 20 points in more games than any Redhawk all season...Was named Ohio Valley Conference Co-Freshman of the Week on Dec. 9...Scored eight points in his first career start vs. Purdue Fort Wayne (11/10)...Had a huge steal and

assisted the game-winning basket vs. UT Martin (2/14)...Averaged 6.8 points in league games...Ranked 14th in the OVC in free throw percentage.

Prep: Spent the 2018-19 season at Scotland Prep School in Scotland, Pennsylvania...Averaged 12.6 points, 4.2 rebounds, 6.1 assists and 25 minutes per game...Was part of a Scotland Prep team that put together a 36-2 record...The Knights were ranked #1 most of the season and lost to Brewster Academy in the national championship game... Played point guard at Meadowcreek High School, which won a state championship in Georgia's highest classification in 2017-18...Scored 16 points and had eight rebounds in the state title contest...Averaged over four assists per game.

Personal: Born April 13, 2000... Majoring in Recreation/Park Administration...Son of Joel Nicholas and Shatara Lungelow... Siblings are Daveion Hart (brother), Davarion Hart (brother), Isaiah Nicholas (brother) and Paris Nicholas (sister).

Nicholas' Game-by-Game Statistics

2019-20	FG	3P	FT	O/D	REB	E	PTS	A	TO	B	S	M
at Vanderbilt	1-2	1-1	2-2	0/1	1	0	5	1	2	0	0	16
Purdue Fort Wayne*	3-4	0-1	2-2	0/2	2	1	8	2	2	0	0	22
The Citadel*	9-16	1-3	5-6	0/6	6	1	24	0	6	0	0	29
Missouri S&T*	1-4	0-1	0-0	0/6	6	2	2	1	1	1	1	28
vs. Cal State Fullerton*	2-8	2-4	0-2	0/0	0	2	6	0	1	0	0	26
at Santa Clara*	3-6	1-3	4-6	0/3	3	3	11	3	3	0	1	27
vs. Denver*	1-3	1-3	0-0	0/0	0	1	3	2	1	0	1	21
at Abilene Christian*	3-5	1-2	14-14	0/4	4	3	21	2	1	0	3	33
at Drake*	3-11	0-2	1-3	1/4	5	1	7	3	3	0	2	34
at Youngstown State*	2-7	1-2	0-2	0/1	1	3	5	0	1	0	0	19
at Ohio State*	3-6	0-1	4-5	1/2	3	0	10	1	1	0	0	32
at Southern Illinois*	2-6	1-3	0-0	0/2	2	0	5	2	1	1	0	26
Missouri Baptist*	1-5	0-2	3-4	0/2	2	4	5	0	2	1	0	24
at Austin Peay	4-7	1-2	2-2	0/1	1	1	11	2	0	0	2	22
at Murray State	1-5	0-1	0-0	1/0	1	2	2	1	2	1	0	26
Belmont*	2-6	0-2	4-4	0/5	5	0	8	0	1	0	0	32
Tennessee State*	7-11	2-4	0-0	0/5	5	2	16	2	3	0	1	31
Austin Peay*	6-12	2-3	2-2	0/1	1	1	16	4	1	0	0	32
Murray State*	5-9	0-0	11-13	2/1	3	4	21	3	1	0	3	41
at SIU Edwardsville*	3-9	1-4	5-7	0/5	5	3	12	2	4	0	0	26
at Eastern Illinois*	0-8	0-3	0-0	0/3	3	2	0	1	1	0	2	25
at Morehead State	DNP	-	-	-	-	-	-	-	-	-	-	-
at Eastern Kentucky	0-2	0-1	2-4	1/0	1	0	2	1	1	0	2	17
Jacksonville State*	3-6	1-2	0-0	0/1	1	0	7	1	2	0	1	27
Tennessee Tech	2-3	1-1	0-0	1/2	3	2	5	2	0	0	0	14
UT Martin	2-8	1-3	1-2	0/2	2	2	6	7	3	1	1	33
SIU Edwardsville	1-4	0-1	3-6	0/3	3	2	5	1	1	0	2	16
at Jacksonville State	0-1	0-1	0-0	0/1	1	3	0	0	0	0	0	10
at Tennessee Tech	0-2	0-1	0-0	0/1	1	0	0	2	0	0	0	12
Eastern Illinois	1-3	0-1	0-0	0/1	1	2	2	2	2	0	0	17
at UT Martin	1-3	0-2	0-2	0/2	2	1	2	2	1	0	0	13
Total	72-182	18-60	65-88	7/67	74	48	227	50	48	5	22	731

* - Game Started

2019-20 Season/Career-Highs

Points	24	vs. The Citadel (11/19/19)
Total Rebounds	6	2x, last vs. Missouri S&T (11/22/19)
Offensive	2	vs. Murray State (1/18/20)
Defensive	6	2x, last vs. Missouri S&T (11/22/19)
FG Made	9	vs. The Citadel (11/19/19)
FG Attempted.....	16	vs. The Citadel (11/19/19)
3-Point FG Made.....	2	2x, last vs. Tennessee State (1/11/20)
3-Point FG Attempted.....	4	2x, last vs. Tennessee State (1/11/20)
FT Made.....	14	at Abilene Christian (12/5/19)
FT Attempted.....	14	at Abilene Christian (12/5/19)
Assists	7	vs. UT Martin (2/13/20)
Blocks.....	1	4x, last vs. UT Martin (2/13/20)
Steals.....	3	2x, last vs. Murray State (1/18/20)
Minutes	41	vs. Murray State (1/18/20)



11

DQ

NICHOLAS

// Guard
 // 6-1 // 180
 // Sophomore (2)
 // Atlanta, Ga.
 // Scotland Prep
 School (Pa.)

Nicholas' Career Statistics at Southeast Missouri

Overall

Season	G-GS	Min	Avg	FG-FGA	Pct	3FG-3FGA	Pct	FT-FTA	Pct	Off	Def	Tot	Avg	PF	FO	A	TO	Blk	Stl	Pts	Avg
2019-20	30-19	731	24.4	72-182	.396	18-60	.300	65-88	.739	7	67	74	2.5	48	0	50	48	5	22	227	7.6

Ohio Valley Conference Games Only

Season	G-GS	Min	Avg	FG-FGA	Pct	3FG-3FGA	Pct	FT-FTA	Pct	Off	Def	Tot	Avg	PF	FO	A	TO	Blk	Stl	Pts	Avg
2019-20	17-7	394	23.2	38-99	.384	9-32	.281	30-42	.714	5	34	39	2.3	27	0	33	23	2	14	115	6.8



PROFILES

RETURNEES



NYGAL RUSSELL

2019-20: Participated in 28 games and started seven...Ranked fourth on the team with 23 three-pointers made...Averaged 6.3 points and 2.9 rebounds...Rated third on the team with 42 assists...Added 19 steals, good for fourth-best... Averaged 18.3 minutes per game... Scored double figures seven times with a season-high 21 points vs. Tennessee Tech (2/8)...Pitched in 16 points at Morehead State (1/30)...Had a season-best seven rebounds at Santa Clara (11/29)... Started each of the final six games of the season...Averaged 8.2 points and 3.1 rebounds per game in Ohio Valley Conference play...Southeast Scholar-Athlete.

2018-19: Participated in 31 games and made nine starts as a redshirt-freshman...Averaged 5.3 points and 2.6 rebounds per contest... Posted an average of 16.1 minutes a game...Knocked down 16 three-pointers and ranked third on the team with 44 assists...Had 13 steals and added two blocks...Logged 12 minutes and had two assists in his first NCAA Division I game at Saint Louis (11/6)...Scored two points and pulled down two rebounds in his first career start vs. Southern Illinois (12/8)...Narrowly missed a double-double when he finished with nine points and eight boards in the season-finale vs. Belmont (3/2)... Dropped in a season-high 12 points at Murray State (2/23), one of five double-digit scoring performances... Scored 10 points and made a layup

on back-to-back possessions to get the Redhawks the lead vs. Tennessee Tech (2/7)...Had a season-best six assists and did not commit a turnover at Eastern Illinois (2/16)...Knocked down a season-high 8-of-8 free throws and tallied 11 points at Austin Peay (2/21)...Participated in all 18 games and started eight in OVC play...Averaged 6.2 points and 4.2 rebounds per game against league opponents.

2017-18: Redshirted the spring semester after joining the team mid-season on Jan. 23, 2018.

Prep: Averaged 11 points, five rebounds, three assists and 2.4 steals per game at ASPIRE Basketball Academy in Louisville, Kentucky...Prior to that, he spent his senior year at Chris Walker Academy in Houston, Texas... There, he averaged 12 points, five rebounds, four assists and two steals en route to All-Region honors...Attended Seven Lakes High School in Katy, Texas as a junior... Averaged 18 points, 11 rebounds, two assists and two steals for the Spartans.

Personal: Born February 2, 1999... Majoring in Computer Information Systems...Son of Lenny and LaDonna Russell...Siblings are Atif Russell (brother), Jeremy Lievers (brother) and Nichole Lievers (sister).

Russell's Game-by-Game Statistics

2019-20	FG	3P	FT	O/D	REB	E	PTS	A	TO	B	S	M
at Vanderbilt	3-8	0-4	0-0	0/2	2	2	6	0	2	0	0	24
Purdue Fort Wayne	0-1	0-0	0-0	0/0	0	0	0	0	0	0	0	5
The Citadel	1-4	0-2	0-0	0/1	1	0	2	0	2	0	1	10
Missouri S&T	0-2	0-1	0-0	0/1	1	0	0	0	0	0	1	10
vs. Cal State Fullerton	0-2	0-1	1-2	0/2	2	3	1	1	2	0	0	13
at Santa Clara	3-7	0-1	4-4	0/7	7	2	10	1	1	1	2	21
vs. Denver	4-6	1-3	0-0	0/3	3	3	9	0	3	0	0	16
at Abilene Christian	0-4	0-1	0-0	1/1	2	2	0	1	1	0	0	15
at Drake	0-1	0-0	0-0	0/2	2	1	0	0	1	0	0	8
at Youngstown State	DNP	-	-	-	-	-	-	-	-	-	-	-
at Ohio State	0-0	0-0	0-0	0/1	1	0	0	1	1	0	0	3
at Southern Illinois	2-5	0-1	1-2	1/2	3	1	5	1	1	0	2	10
Missouri Baptist	4-7	0-1	4-6	2/4	6	3	12	6	2	0	1	23
at Austin Peay*	2-6	0-0	0-0	0/3	3	1	4	1	0	0	0	19
at Murray State	DNP	-	-	-	-	-	-	-	-	-	-	-
Belmont	DNP	-	-	-	-	-	-	-	-	-	-	-
Tennessee State	0-0	0-0	0-0	0/0	0	0	0	0	0	0	0	3
Austin Peay	4-10	3-5	1-2	1/3	4	3	12	2	1	0	1	19
Murray State	4-7	1-2	4-7	0/3	3	3	13	2	1	1	0	23
at SIU Edwardsville	4-4	1-1	0-0	0/3	3	0	9	2	3	0	0	18
at Eastern Illinois	1-3	1-1	0-0	0/1	1	2	3	2	3	0	1	14
at Morehead State	6-10	3-6	1-1	0/3	3	1	16	2	0	0	0	28
at Eastern Kentucky	4-7	2-5	0-0	0/4	4	4	10	4	5	0	1	22
Jacksonville State	3-5	1-3	2-2	1/3	4	0	9	1	2	0	1	13
Tennessee Tech	8-11	4-4	1-2	2/1	3	1	21	1	1	0	0	30
UT Martin*	1-6	1-6	2-2	0/4	4	2	5	0	3	0	0	19
SIU Edwardsville*	2-6	1-4	1-2	1/3	4	2	6	3	2	0	2	24
at Jacksonville State*	2-5	2-3	0-0	0/4	4	2	6	1	2	0	0	31
at Tennessee Tech*	1-7	0-5	2-2	1/4	5	1	4	2	1	0	0	31
Eastern Illinois*	2-5	1-3	1-2	1/2	3	4	6	4	2	0	2	29
at UT Martin*	3-9	1-4	0-0	0/2	2	4	7	4	2	0	1	31
Total	64-148	23-67	25-36	11/69	80	47	176	42	44	2	19	512

2018-19	FG	3P	FT	O/D	REB	E	PTS	A	TO	B	S	M
at Saint Louis	0-3	0-0	0-0	0/1	1	5	0	2	1	0	0	12
at Bradley	2-6	1-2	2-2	1/3	4	2	7	1	2	0	0	21
Quincy	3-4	1-2	3-3	0/1	1	0	10	2	0	0	0	15
vs. Jacksonville	2-5	1-2	0-0	0/3	3	0	5	1	1	0	0	14
vs. UT Chattanooga	1-3	0-2	0-0	0/5	5	1	2	0	2	0	0	17
at South Alabama	2-5	0-1	0-2	0/5	5	2	4	2	1	0	1	16
Missouri S&T	3-4	0-0	1-4	0/3	3	3	7	1	0	0	2	13
Western Illinois	2-4	0-2	0-0	0/2	2	2	4	2	1	0	1	19
at Miss. Valley St.	1-5	0-0	0-0	3/4	7	4	2	1	2	0	1	17
Southern Illinois*	1-6	0-3	0-0	0/2	2	0	2	1	1	0	0	17
at The Citadel	3-6	2-3	0-1	2/3	5	0	8	2	0	0	0	18
at Florida State	0-3	0-2	0-0	0/3	3	0	0	0	3	0	0	13
Abilene Christian	0-0	0-0	0-0	0/1	1	3	0	1	2	0	0	10
at SIU Edwardsville*	4-6	3-5	0-0	2/2	4	4	11	2	1	1	0	18
UT Martin*	0-5	0-3	0-2	0/4	4	1	0	5	5	0	1	18
Austin Peay	2-4	0-1	4-6	0/0	0	0	8	0	1	0	0	15
Murray State	2-8	1-2	3-4	0/0	0	3	8	1	1	1	0	19
at Morehead State	1-4	0-0	1-2	1/1	2	2	3	0	0	0	0	9
at Eastern Kentucky	2-3	1-1	0-0	0/2	2	2	5	5	1	0	0	11
SIU Edwardsville	2-3	1-1	4-6	1/4	5	3	9	0	0	0	0	18
Eastern Illinois	2-8	1-3	0-0	1/2	3	3	5	1	1	0	1	13
at Belmont	0-4	0-2	0-0	0/2	2	0	0	1	2	0	0	12
at Tennessee State	0-3	0-1	5-6	0/1	1	1	5	0	1	0	0	9
Tennessee Tech*	5-9	0-1	0-0	0/1	1	5	10	2	4	0	3	23
Jacksonville State*	2-9	0-3	2-4	1/1	2	1	6	0	1	0	1	22
at UT Martin	0-4	0-1	0-0	0/1	1	3	0	0	0	0	0	10
at Eastern Illinois	1-5	1-3	0-0	0/0	0	1	3	6	0	0	1	14
at Austin Peay*	1-2	1-1	8-8	0/2	2	3	11	2	2	0	1	18
at Murray State*	4-7	0-2	4-5	0/2	2	3	12	0	1	0	0	21
Tennessee State*	2-3	2-3	3-4	0/1	1	0	9	1	2	0	0	20
Belmont*	3-6	0-1	3-3	1/7	8	3	9	2	1	0	0	27
Totals	53-147	16-53	43-62	13/69	82	60	165	44	40	2	13	499

* - Game Started



25

NYGAL

RUSSELL

// Guard
 // 6-4 // 205
 // Junior (4)
 // Houston, Texas
 // ASPIRE Academy (Ky.)

Career-Highs

Points	21	vs. Tennessee Tech (2/8/20)
Total Rebounds	8	vs. Belmont (3/2/19)
Offensive	3	at Mississippi Valley State (12/4/18)
Defensive	7	2x, last at Santa Clara (11/29/19)
FG Made	8	vs. Tennessee Tech (2/8/20)
FG Attempted	11	vs. Tennessee Tech (2/8/20)
3-Point FG Made	4	vs. Tennessee Tech (2/8/20)
3-Point FG Attempted	6	2x, last vs. UT Martin (2/13/20)
FT Made	8	at Austin Peay (2/21/19)
FT Attempted	8	at Austin Peay (2/21/19)
Assists	6	at Eastern Illinois (2/16/19)
Blocks	1	3x, last vs. Murray State (1/18/20)
Steals	3	2x, last vs. Tennessee Tech (2/8/20)
Minutes	31	3x, last at UT Martin (2/29/20)


Russell's Career Statistics at Southeast Missouri

Overall																					
Season	G-GS	Min	Avg	FG-FGA	Pct	3FG-3FGA	Pct	FT-FTA	Pct	Off	Def	Tot	Avg	PF	FO	A	TO	Blk	Stl	Pts	Avg
2018-19	31-9	499	16.1	53-147	.361	16-53	.302	43-62	.694	13	69	82	2.6	60	2	44	40	2	13	165	5.3
2019-20	28-7	512	18.3	64-148	.432	23-67	.343	25-36	.694	11	69	80	2.9	47	0	42	44	2	19	176	6.3
Total	59-16	1011	17.1	117-295	.397	39-120	.325	68-98	.694	24	138	162	2.7	107	2	86	84	4	32	341	5.8
Ohio Valley Conference Games Only																					
Season	G-GS	Min	Avg	FG-FGA	Pct	3FG-3FGA	Pct	FT-FTA	Pct	Off	Def	Tot	Avg	PF	FO	A	TO	Blk	Stl	Pts	Avg
2018-19	18-8	297	16.5	33-93	.355	11-34	.324	37-50	.740	7	33	40	2.2	38	1	28	24	2	8	114	6.3
2019-20	16-7	354	22.1	47-101	.465	22-52	.423	15-22	.682	7	43	50	3.1	30	0	31	28	1	12	131	8.2
Total	34-15	651	19.1	80-194	.412	33-86	.384	52-72	.722	14	76	90	2.6	68	1	59	52	3	20	245	7.2



PROFILES

NEWCOMERS



NANA AKENTEN

21



DYLAN BRANSON

33

2019-20: Redshirted after sitting out the season due to NCAA Division I transfer regulations.

Nebraska: Played in 28 games in 2018-19, averaging 4.3 points and 2.5 rebounds per game while being one of the Huskers' first subs off the bench...His two starts came against Oklahoma State and Cal State Fullerton...Ranked sixth on the team with 24 three-pointers and shot 30 percent from long range...Reached double figures three times with a career-high 19 points in 13 minutes against Mississippi Valley State in the season-opener...Made a career-high five 3-pointers in that game, one of four contests with at least three 3-pointers...Had 11 points on 4-of-6 shooting in a win over Missouri State and 11 points on 5-of-7 field goals at #9 Michigan...Scored five or more points 10 times, including three times in Big Ten Conference play...Missed Nebraska's last six games due to a suspension for violation of team rules that led to his decision to transfer on Apr. 17, 2019...Provided depth on the wing as a freshman in 2017-18...Saw action in seven games, tallying seven points and two rebounds in 21 minutes...Made 3-pointers against Marist and Delaware State...Played a season-high six minutes at #3 Michigan State.

Prep: Three-year performer for Rob Brost at Bolingbrook High School, helping lead the school to a pair of third-place Class 4A finishes in his career...Emerged as one of the nation's biggest risers in the class of 2017, finishing as a four-star recruit by Scout and 247Sports following a strong senior season...Was also among the top-150 players nationally in the final rankings by Rivals and 247Sports...Earned First-Team Class 4A All-State honors by the Associated

Press and Illinois Basketball Coaches Association, and was a Second-Team All-State performer among all classes by the Chicago Tribune and Chicago Sun Times as a senior...Placed seventh in the Mr. Basketball voting in the state of Illinois and was the Player of the Year by the Joliet Herald News in 2017...Averaged 14.8 points and 5.7 rebounds per game in helping lead Bolingbrook to a 30-2 record and third-place finish in Illinois' largest class in 2017...Shot 49 percent from the field, including 46 percent from 3-point range as Bolingbrook was nationally-ranked for most of the season...Was Most Valuable Player of the Hinsdale Central Holiday Classic after posting a double-double 23 points and 13 rebounds, and reaching a season-high 31 points...As a junior, he helped lead BHS to the Class 4A regional championship game as the team replaced four starters...Averaged 14 points, 6.9 rebounds and one steal per game...Was named special mention Class 3A/4A All-State, First-Team All-Area and First-Team All-Southwest Suburban Conference Blue Division...Played an instrumental role in helping Bolingbrook to a 25-9 record and third-place finish at the Class 4A State Tournament his sophomore season...Also played with the Illinois Celtics/Hoopers AAU program under Coach Quintin Garrison...Ran track, qualifying for the state meet as part of the 400-meter relay in each of his final two prep seasons...Initially selected Nebraska over several other schools, including UNLV, SMU and Colorado State.

Personal: Born September 17, 1998...Majoring in General Studies...Son of Maxwell Akenten and Margaret Oduko...Has six siblings, including Dimitri Akenten (brother), Jennifer Oduko (sister), Rosie Oduko (sister), Frank Akenten (brother), Marian Akenten (sister) and Annette Akenten (sister).


Prep: Versatile player who attended Mehlville High School where he helped turn around a program that went 9-14 his freshman year...Mehlville claimed two MSHSAA Class 5 District titles along the way...Averaged 16 points, six rebounds and six assists as a senior...Scored double figures 24 times and finished with over 20 points on six occasions that year.

Personal: Born October 21, 2001...Majoring in Social Studies...Son of Jeff and Kathleen Branson...Has four siblings, including Christian (brother), King (brother), Davion (brother) and Danielle (sister).



NEWCOMERS

PROFILES



NATE JOHNSON

14

PARKER LONG

13

Seminole State College: Spent the 2019-20 campaign at Seminole State College in Oklahoma...Was his team's top scorer and rebounder with a near double-double 12.3 points and nine rebounds per game...Also led the team in field goal percentage (.577) and blocks (25).

St. Petersburg College: Played his freshman season at St. Petersburg College in 2018-19...Averaged six points and five rebounds that year.

Prep: Played power forward at American Heritage High School.

Personal: Born February 5, 2000... Majoring in Psychology...Son of Wilt Johnson and Debbian Sinclair... Siblings are Chad Graham (brother), Armani Jackson (step brother) and Chanel Jackson (step sister).

Maryville University: Played his freshman year at NCAA Division II member Maryville University in 2019-20...Led the Saints with 13.1 points per game, shot 42percent from the field, 79 percent at the free throw line and 40 percent from 3-point range...Dished out a team-high 100 assists for an average of nearly four per game (3.9).

Prep: Went to nearby Sikeston High School...Averaged 12.1 points, 6.5 assists and posted a 3.5-to-1

assist-to-turnover ratio as a senior... Shot 51 percent from the field and made 39 three-pointers at a 46 percent clip...In only two seasons at Sikeston High School, he dished out 281 assists...Earned SEMO All-Conference and All-District accolades his senior year.

Personal: Born July 30, 2000... Majoring in Psychology...Son of Carter and Angie Long...Played basketball with his twin brother, Owen, at Maryville University... Entered the transfer portal after Marc Striker was relieved of his duties as head coach.


OVC CHAMPIONS • 2000 // OVC TOURNAMENT CHAMPIONS • 2000 // NCAA TOURNAMENT • 2000





PROFILES

NEWCOMERS



// Forward
// 6-8 // 220
// Senior (4)
// Chicago, Ill.
// Kenwood Academy
// Green Bay

MANNY PATTERSON | 10

Green Bay: Played the last three seasons at Horizon League member Green Bay before entering the transfer portal...Started 24 of 33 games and averaged 5.8 points and 4.8 rebounds per contest in 2019-20...Reached double figures in the scoring column eight times and registered three double-doubles...As a sophomore in 2018-19, started 12 games and scored a season-high 17 points at Iowa...Ranked third on the team in field goal percentage (.486) and rebounds (142)...Averaged 4.6 points and 13.8 minutes per contest...Started 19 of 27 games as a true freshman in 2017-18...Averaged six points and 4.9 rebounds, while leading the team with 22 blocks and a .474 field goal percentage.

Prep: Chicago Sun Times All-City Third-Team selection as a senior and All-City Honorable Mention pick as a junior at Kenwood Academy...Averaged almost 15 points and nine rebounds per game...Recorded several double-doubles and was named IBCA Fourth-Team All-State his senior year...Led his team to the IHSA 4A Regional title.

Personal: Born November 10, 1998...Majoring in General Studies...Son of Manuel Patterson and Contance Monique Horton...Has a sister, Malyah Faye...Was sought after by multiple Division I schools before choosing Green Bay.



// Guard
// 6-2 // 190
// Junior (3)
// Baton Rouge, La.
// University
Laboratory H.S.
// Howard College

ERIC REED, JR. | 3

Howard College: Started 30 games and averaged a team-high 15.5 points per game in 2019-20...Dished out 2.3 assists and grabbed five rebounds per contest as a combo guard...Ranked second on the team with 70 assists and 44 steals...Registered double figures in the scoring column a total of 27 times and dropped in 28 or more on three occasions...Started 14 games as a true freshman in 2018-19.

Prep: Combo guard who averaged 18 points and 3.4 assists per game as a senior at University Laboratory High School.

Personal: Born February 3, 2000...Majoring in General Studies...Son of Eric and Julia Reed...Siblings are Erica Reed (sister), Kaylo Henry (sister) and Hezekiah Brown (brother).





NOLAN TAYLOR

31

Cal Poly: Was limited to 14 games during the 2019-20 season due to injury...Averaged 6.1 points and 2.9 rebounds in those contests...Redshirted during his first season (2018-19) at Cal Poly due to NCAA transfer rules.

Pepperdine: Spent two seasons at Pepperdine...Averaged 8.9 points and four rebounds per game in the first 15 games of his sophomore season before sustaining a season-ending injury...Started 20 of 24 games as a freshman for the Waves in 2016-17.

Prep: Four-year starter who graduated as Keller High School's all-time scorer (1,731 points) and rebounder (970 rebounds)...Named to the Fort Worth Star-Telegram All-Area Second-Team and All-District 5-6A First-Team as a senior...Averaged 19.1 points and 8.9 rebounds per game his senior year...Averaged 17.3 points and nine rebounds per contest as a junior, and 15.8 points and 9.5 boards a game as a sophomore.

Personal: Born November 11, 1997...Is working on his Master of Arts in Higher Education Administration at SEMO...Son of Michael and Arnita Taylor...Has one brother, Evan.





2020-21

SEMO BASKETBALL





2020-21



REVIEW

Southeast Missouri finished the 2019-20 season with an overall record of 7-24 and 3-15 in Ohio Valley Conference play. Nine of the Redhawks games were decided by four or less points.



2019-20 REVIEW

FINAL STATISTICS

ALL GAMES (7-24; 6-7 HOME; 0-16 AWAY; 1-1 NEUTRAL; 3-15 AND 12TH IN THE OVC)

						TOTAL			3-PTS			REBOUNDS														
No.	Player	GP	GS	Min	Avg	FG	FGA	Pct	3FG	3FGA	Pct	FT	FTA	Pct	Off	Def	Tot	Avg	PF	FQ	A	TO	Blk	Stl	Pts	Avg
5	Chris Harris	2	0	54	27.0	9	15	.600	5	7	.714	8	10	.800	0	6	6	3.0	5	0	2	5	1	0	31	15.5
0	Alex Caldwell	31	29	967	31.2	130	321	.405	45	134	.336	58	73	.795	15	54	69	2.2	70	3	95	69	12	29	363	11.7
23	Sage Tolbert	31	31	844	27.2	104	189	.550	2	10	.200	87	135	.644	81	135	216	7.0	89	2	31	59	23	25	297	9.6
3	Skyler Hogan	31	30	880	28.4	106	265	.400	49	132	.371	33	40	.825	12	121	133	4.3	45	1	29	38	3	13	294	9.5
11	DQ Nicholas	30	19	731	24.4	72	182	.396	18	60	.300	65	88	.739	7	67	74	2.5	48	0	50	48	5	22	227	7.6
10	Quatarrius Wilson	31	23	638	20.6	73	164	.445	1	12	.083	74	117	.632	73	93	166	5.4	101	6	30	46	13	14	221	7.1
25	Nygai Russell	28	7	512	18.3	64	148	.432	23	67	.343	25	36	.694	11	69	80	2.9	47	0	42	44	2	19	176	6.3
13	Isaiah Gable	30	3	619	20.6	55	148	.372	29	100	.290	16	24	.667	8	60	68	2.3	68	0	18	24	2	7	155	5.2
44	Darrious Agnew	22	5	234	10.6	39	93	.419	2	8	.250	23	35	.657	15	31	46	2.1	35	1	10	20	0	11	103	4.7
1	Khalil Cuffee	7	0	45	6.4	10	22	.455	4	15	.267	5	7	.714	0	3	3	0.4	4	0	5	2	1	0	29	4.1
2	Jordan Love	25	4	313	12.5	28	82	.341	5	20	.250	18	31	.581	11	25	36	1.4	20	0	17	24	2	7	79	3.2
4	Oscar Kao	22	4	298	13.5	26	84	.310	5	20	.250	11	15	.733	6	17	23	1.0	40	1	23	25	0	12	68	3.1
12	Evan Morrison	17	0	90	5.3	4	14	.286	3	11	.273	0	0	.000	2	4	6	0.4	5	0	1	1	0	2	11	0.6
TM	TEAM														47	54	101	3.3	0			8			0	
	Total.....	31	31	6225	-	720	1727	.417	191	596	.320	423	611	.692	288	739	1027	33.1	577	14	353	413	64	161	2054	66.3
	Opponents.....	31	31	6225	-	830	1757	.472	237	650	.365	410	590	.695	290	831	1121	36.2	563	-	468	389	102	171	2307	74.4

2019-20 RESULTS

Date	Opponent	Result	Score	Attendance	Team Statistics	SEMO	Opponent
11-06-19	at Vanderbilt	L	65-83	8,097	SCORING.....	2054	2307
11-10-19	PURDUE FORT WAYNE	W	79-78	1,685	Points per game.....	66.3	74.4
11-19-19	THE CITADEL	L	69-74	1,087	Scoring margin.....	-8.2	-
11-22-19	MISSOURI S&T	W	72-71	721	FIELD GOALS-ATT.....	720-1727	830-1757
11-27-19	vs. Cal State Fullerton !	L	57-64	912	Field goal pct.....	.417	.472
11-29-19	at Santa Clara !	L	75-87	1,009	3 POINT FG-ATT.....	191-596	237-650
11-30-19	vs. Denver !	W	66-51	-	3-point FG pct.....	.320	.365
12-05-19	at Abilene Christian	L	64-73	1,982	3-pt FG made per game.....	6.2	7.6
12-07-19	at Drake	L	73-78	2,723	FREE THROWS-ATT.....	423-611	410-590
12-15-19	at Youngstown State	L	50-65	1,243	Free throw pct.....	.692	.695
12-17-19	at #5 Ohio State	L	48-80	13,177	F-Throws made per game.....	13.6	13.2
12-21-19	at Southern Illinois	L	45-64	4,293	REBOUNDS.....	1027	1121
12-29-19	MISSOURI BAPTIST	W	74-59	1,001	Rebounds per game.....	33.1	36.2
01-02-20	at Austin Peay*	L	63-78	917	Rebounding margin.....	-3.0	-
01-04-20	at Murray State*	L	59-81	4,125	ASSISTS.....	353	468
01-09-20	BELMONT*	L	64-89	1,097	Assists per game.....	11.4	15.1
01-11-20	TENNESSEE STATE*	L	73-75	1,012	TURNOVERS.....	413	389
01-16-20	AUSTIN PEAY*	L	59-84	989	Turnovers per game.....	13.3	12.5
01-18-20	MURRAY STATE*	L	91-96 OT	1,784	Turnover margin.....	-0.8	-
01-23-20	at SIU Edwardsville*	L	65-84	655	Assist/turnover ratio.....	0.9	1.2
01-25-20	at Eastern Illinois*	L	59-61	1,538	STEALS.....	161	171
01-30-20	at Morehead State*	L	74-90	4,892	Steals per game.....	5.2	5.5
02-01-20	at Eastern Kentucky*	L	57-70	2,937	BLOCKS.....	64	102
02-06-20	JACKSONVILLE STATE*	W	76-72	1,256	Blocks per game.....	2.1	3.3
02-08-20	TENNESSEE TECH*	L	60-62	1,486	WINNING STREAK.....	0	-
02-13-20	UT MARTIN*	W	74-72	1,076	Home win streak.....	0	-
02-15-20	SIU EDWARDSVILLE*	W	75-71	1,678	ATTENDANCE.....	16647	52807
02-20-20	at Jacksonville State*	L	58-65	1,256	Home games-Avg/Game.....	13-1281	16-3243
02-22-20	at Tennessee Tech*	L	62-71	1,847	Neutral site-Avg/Game.....	-	2-456
02-27-20	EASTERN ILLINOIS*	L	70-72	1,775			
02-29-20	at UT Martin*	L	78-87	1,204			

* - Ohio Valley Conference Game
Home Games in CAPS
! - Cable Car Classic (Santa Clara, Calif.)

Score by Periods	1st	2nd	OT	Total
Southeast Missouri	978	1063	13	2054
Opponents	1125	1164	18	2307



FINAL STATISTICS

2019-20 REVIEW



CONFERENCE GAMES (3-15 OVERALL; 3-6 HOME; 0-9 AWAY)

							TOTAL			3-PTS			REBOUNDS															
No.	Player	GP	GS	Min	Avg	FG	FGA	Pct	3FG	3FGA	Pct	FT	FTA	Pct	Off	Def	Tot	Avg	PF	FO	A	TO	Blk	Stl	Pts	Avg		
0	Alex Caldwell	18	16	572	31.8	83	199	.417	27	81	.333	38	48	.792	11	34	45	2.5	45	2	66	41	7	11	231	12.8		
23	Sage Tolbert	18	18	516	28.7	63	108	.583	2	7	.286	54	81	.667	48	78	126	7.0	53	2	19	31	19	15	182	10.1		
3	Skyler Hogan	18	17	517	28.7	65	169	.385	32	88	.364	18	20	.900	6	65	71	3.9	26	0	17	18	3	4	180	10.0		
25	Nygal Russell	16	7	354	22.1	47	101	.465	22	52	.423	15	22	.682	7	43	50	3.1	30	0	31	28	1	12	131	8.2		
10	Quatarrius Wilson	18	15	368	20.4	49	97	.505	0	5	.000	44	66	.667	44	45	89	4.9	60	3	17	27	5	7	142	7.9		
11	DQ Nicholas	17	7	394	23.2	38	99	.384	9	32	.281	30	42	.714	5	34	39	2.3	27	0	33	23	2	14	115	6.8		
13	Isaiah Gable	18	3	385	21.4	33	90	.367	18	63	.286	14	17	.824	5	37	42	2.3	43	0	11	15	2	4	98	5.4		
2	Jordan Love	17	4	258	15.2	24	70	.343	4	16	.250	17	27	.630	11	17	28	1.6	18	0	17	22	2	5	69	4.1		
4	Oscar Kao	9	3	106	11.8	10	30	.333	3	8	.375	6	6	1.000	2	11	13	1.4	18	0	8	13	0	4	29	3.2		
1	Khalil Cuffee	6	0	28	4.7	7	14	.500	4	10	.400	1	2	.500	0	1	1	0.2	3	0	3	1	1	0	19	3.2		
44	Darrious Agnew	9	0	59	6.6	5	21	.238	0	1	.000	6	9	.667	3	8	11	1.2	9	1	3	4	0	2	16	1.8		
12	Evan Morrison	11	0	68	6.2	2	9	.222	1	7	.143	0	0	.000	2	3	5	0.5	4	0	1	1	0	1	5	0.5		
TM	TEAM														27	30	57	3.2	0			2			0			
	Total.....	18	18	3625	-	426	1007	.423	122	370	.330	243	340	.715	171	406	577	32.1	336	8	226	226	42	79	1217	67.6		
	Opponents.....	18	18	3625	-	499	1024	.487	136	360	.378	246	345	.713	175	467	642	35.7	316	-	277	210	59	93	1380	76.7		

HOME GAMES (6-7 OVERALL; 3-6 OVC)

		TOTAL						3-PTS			REBOUNDS															
No.	Player	GP	GS	Min	Avg	FG	FGA	Pct	3FG	3FGA	Pct	FT	FTA	Pct	Off	Def	Tot	Avg	PF	EQ	A	TO	Blk	Stl	Pts	Avg
5	Chris Harris	1	0	26	26.0	3	6	.500	3	4	.750	7	8	.875	0	5	5	5.0	3	0	2	2	0	0	16	16.0
23	Sage Tolbert	13	13	388	29.8	56	87	.644	2	4	.500	37	58	.638	39	62	101	7.8	37	1	16	25	10	12	151	11.6
3	Skyler Hogan	13	12	379	29.2	52	120	.433	24	62	.387	13	18	.722	3	48	51	3.9	18	0	12	14	2	7	141	10.8
0	Alex Caldwell	13	11	403	31.0	48	119	.403	19	52	.365	26	36	.722	9	18	27	2.1	33	2	53	31	7	8	141	10.8
11	DQ Nicholas	13	9	346	26.6	43	91	.473	8	24	.333	31	39	.795	3	37	40	3.1	23	0	25	25	3	9	125	9.6
10	Quatarrius Wilson	13	10	279	21.5	34	70	.486	1	6	.167	44	65	.677	29	46	75	5.8	39	2	12	22	6	5	113	8.7
25	Nygal Russell	12	3	208	17.3	29	64	.453	12	31	.387	16	25	.640	8	25	33	2.8	18	0	19	16	1	12	86	7.2
1	Khalil Cuffee	3	0	24	8.0	5	12	.417	1	8	.125	4	5	.800	0	2	2	0.7	1	0	5	1	0	0	15	5.0
13	Isaiah Gable	12	2	237	19.8	18	53	.340	11	40	.275	8	11	.727	0	30	30	2.5	25	0	7	13	1	5	55	4.6
4	Oscar Kao	7	2	91	13.0	12	30	.400	2	8	.250	5	8	.625	3	7	10	1.4	14	0	7	7	0	1	31	4.4
44	Darrious Agnew	9	1	78	8.7	9	29	.310	0	1	.000	8	12	.667	5	10	15	1.7	12	1	2	5	0	4	26	2.9
2	Jordan Love	11	2	134	12.2	11	31	.355	1	6	.167	8	15	.533	5	9	14	1.3	11	0	12	11	1	1	31	2.8
12	Evan Morrison	6	0	32	5.3	2	8	.250	1	6	.167	0	0	.000	0	1	1	0.2	2	0	1	1	0	0	5	0.8
TM	TEAM														16	31	47	3.6	0			1			0	
	Total.....	13	13	2625	-	322	720	.447	85	252	.337	207	300	.690	120	331	451	34.7	236	6	173	174	31	64	936	72.0
	Opponents.....	13	13	2625	-	352	770	.457	108	277	.390	163	225	.724	123	332	455	35.0	258	-	202	165	25	58	975	75.0

AWAY GAMES (0-16 OVERALL; 0-9 OVC)

		TOTAL						3-PTS			REBOUNDS															
No.	Player	GP	GS	Min	Avg	FG	FGA	Pct	3FG	3FGA	Pct	FT	FTA	Pct	Off	Def	Tot	Avg	PF	FO	A	TO	Blk	Stl	Pts	Avg
5	Chris Harris	1	0	28	28.0	6	9	.667	2	3	.667	1	2	.500	0	1	1	1.0	2	0	0	3	1	0	15	15.0
0	Alex Caldwell	16	16	500	31.3	73	181	.403	23	72	.319	26	31	.839	5	32	37	2.3	34	1	40	37	4	16	195	12.2
3	Skyler Hogan	16	16	462	28.9	47	135	.348	23	67	.343	20	22	.909	9	69	78	4.9	25	1	17	19	1	4	137	8.6
23	Sage Tolbert	16	16	423	26.4	41	88	.466	0	5	.000	45	72	.625	37	62	99	6.2	45	1	15	34	13	12	127	7.9
11	DQ Nicholas	15	8	338	22.5	26	80	.325	7	29	.241	34	47	.723	4	30	34	2.3	22	0	23	21	2	12	93	6.2
13	Isaiah Gable	16	1	334	20.9	36	86	.419	18	52	.346	7	11	.636	8	24	32	2.0	37	0	9	6	1	1	97	6.1
10	Quatarrius Wilson	16	11	314	19.6	34	82	.415	0	4	.000	27	47	.574	38	36	74	4.6	57	4	15	18	5	8	95	5.9
25	Nygal Russell	14	4	275	19.6	31	76	.408	10	32	.313	8	9	.889	3	39	42	3.0	23	0	22	23	1	7	80	5.7
44	Darrious Agnew	11	4	123	11.2	24	52	.462	1	5	.200	11	18	.611	7	17	24	2.2	17	0	6	10	0	5	60	5.5
1	Khalil Cuffee	4	0	21	5.3	5	10	.500	3	7	.429	1	2	.500	0	1	1	0.3	3	0	0	1	1	0	14	3.5
2	Jordan Love	13	2	170	13.1	16	50	.320	3	13	.231	10	16	.625	6	15	21	1.6	9	0	5	12	1	5	45	3.5
4	Oscar Kao	13	2	155	11.9	11	43	.256	3	10	.300	6	7	.857	3	9	12	0.9	22	1	9	15	0	6	31	2.4
12	Evan Morrison	9	0	57	6.3	2	6	.333	2	5	.400	0	0	.000	2	3	5	0.6	3	0	0	0	0	2	6	0.7
TM	TEAM														28	19	47	2.9	0			7			0	
	Total.....	16	16	3200	-	352	898	.392	95	304	.313	196	284	.690	150	357	507	31.7	299	8	161	206	30	78	995	62.2
	Opponents.....	16	16	3200	-	436	883	.494	124	345	.359	221	321	.688	146	449	595	37.2	270	-	245	192	69	95	1217	76.1

FOLLOW THE REDHAWKS AT GOSOUTHEAST.COM





2019-20 REVIEW

FINAL STATISTICS

NON-CONFERENCE GAMES (4-9 OVERALL; 3-1 HOME; 0-7 AWAY; 1-1 NEUTRAL)

					TOTAL			3-PTS			REBOUNDS																	
No.	Player	GP	GS	Min	Avg	FG	FGA	Pct	3FG	3FGA	Pct	FT	FTA	Pct	Off	Def	Tot	Avg	PF	FO	A	TO	Blk	Stl	Pts	Avg		
5	HARRIS, Chris	2	0	54	27.0	9	15	.600	5	7	.714	8	10	.800	0	6	6	3.0	5	0	2	5	1	0	31	15.5		
0	CALDWELL, Alex	13	13	395	30.4	47	122	.385	18	53	.340	20	25	.800	4	20	24	1.8	25	1	29	28	5	18	132	10.2		
1	CUFFEE, Khalil	1	0	17	17.0	3	8	.375	0	5	.000	4	5	.800	0	2	2	2.0	1	0	2	1	0	0	10	10.0		
23	TOLBERT, Sage	13	13	328	25.2	41	81	.506	0	3	.000	33	54	.611	33	57	90	6.9	36	0	12	28	4	10	115	8.8		
3	HOGAN, Skyler	13	13	363	27.9	41	96	.427	17	44	.386	15	20	.750	6	56	62	4.8	19	1	12	20	0	9	114	8.8		
11	NICHOLAS, DQ	13	12	337	25.9	34	83	.410	9	28	.321	35	46	.761	2	33	35	2.7	21	0	17	25	3	8	112	8.6		
44	AGNEW, Darrious	13	5	175	13.5	34	72	.472	2	7	.286	17	26	.654	12	23	35	2.7	26	0	7	16	0	9	87	6.7		
10	WILSON, Quatarrius	13	8	270	20.8	24	67	.358	1	7	.143	30	51	.588	29	48	77	5.9	41	3	13	19	8	7	79	6.1		
13	GABLE, Isaiah	12	0	234	19.5	22	58	.379	11	37	.297	2	7	.286	3	23	26	2.2	25	0	7	9	0	3	57	4.8		
25	RUSSELL, Nygal	12	0	158	13.2	17	47	.362	1	15	.067	10	14	.714	4	26	30	2.5	17	0	11	16	1	7	45	3.8		
4	KAO, Oscar	13	1	192	14.8	16	54	.296	2	12	.167	5	9	.556	4	6	10	0.8	22	1	15	12	0	8	39	3.0		
2	LOVE, Jordan	8	0	55	6.9	4	12	.333	1	4	.250	1	4	.250	0	8	8	1.0	2	0	0	2	0	2	10	1.3		
12	MORRISON, Evan	6	0	22	3.7	2	5	.400	2	4	.500	0	0	.000	0	1	1	0.2	1	0	0	0	0	1	6	1.0		
TM	TEAM														20	24	44	3.4	0			6			0			
	Total.....	13	13	2600	-	294	720	.408	69	226	.305	180	271	.664	117	333	450	34.6	241	6	127	187	22	82	837	64.4		
	Opponents.....	13	13	2600	-	331	733	.452	101	290	.348	164	245	.669	115	364	479	36.8	247	-	191	179	43	78	927	71.3		

GAME-BY-GAME COMPARISON

Game totals are displayed in the format SOUTHEAST MISSOURI/OPPONENT for each category

Opponent	1st	2nd	Score	Mar	Total FG	FG Pct	3-Pointers	3FG Pct	Free Throws	FT Pct	Rebounds (Mar)	Assist	T/Over	Block	Steal	Fouls
Vanderbilt	32/32	33/51	65-83	(18)	25-58/30-61	.431/.492	3-13/14-34	.231/.412	12-18/9-14	.667/.643	38/35 +3	5/17	16/12	2/8	4/8	14/18
Purdue Fort Wayne	40/32	39/46	79-78	+1	25-56/26-64	.446/.406	8-17/10-31	.471/.323	21-30/16-22	.700/.727	35/42 (7)	16/15	10/15	0/0	5/2	20/26
The Citadel	32/40	37/34	69-74	(5)	27-62/26-59	.435/.441	4-21/11-25	.190/.440	11-18/11-15	.611/.733	36/41 (5)	9/22	19/18	3/0	8/5	19/18
Missouri S&T	42/44	30/27	72-71	+1	26-55/25-63	.473/.397	5-13/11-26	.385/.423	15-29/10-15	.517/.667	41/33 +8	10/15	10/8	2/2	3/5	17/21
Cal State Fullerton	31/38	26/26	57-64	(7)	19-59/22-52	.322/.423	4-16/4-12	.250/.333	15-19/16-26	.789/.615	36/39 (3)	6/12	11/12	3/7	7/6	22/19
Santa Clara	30/43	45/44	75-87	(12)	23-50/31-56	.460/.554	4-15/12-22	.267/.545	25-33/13-22	.758/.591	27/31 (4)	9/18	15/14	3/6	9/3	25/25
Denver	29/20	37/31	66-51	+15	27-50/20-52	.540/.385	7-24/1-16	.292/.063	5-8/10-18	.625/.556	33/32 +1	13/9	22/20	0/1	12/12	20/16
Abilene Christian	23/33	41/40	64-73	(9)	19-54/23-56	.352/.411	2-13/5-19	.154/.263	24-28/22-27	.857/.815	35/39 (4)	6/11	14/14	3/2	7/8	19/20
Drake	43/37	30/41	73-78	(5)	25-50/24-51	.500/.471	10-19/6-23	.526/.261	13-23/24-34	.565/.706	36/29 +7	12/9	18/10	1/5	7/9	22/19
Youngstown State	24/38	26/27	50-65	(15)	20-59/26-51	.339/.510	7-19/5-18	.368/.278	3-14/8-15	.214/.533	36/40 (4)	12/14	14/16	0/4	6/6	17/16
Ohio State	26/35	22/45	48-80	(32)	16-60/30-51	.267/.588	4-19/13-27	.211/.481	12-14/7-12	.857/.583	25/44 (19)	5/23	12/21	0/6	3/4	17/16
Southern Illinois	20/32	25/32	45-64	(19)	17-51/23-54	.333/.426	5-15/8-23	.333/.348	6-10/10-14	.600/.714	32/37 (5)	7/16	15/10	1/1	5/6	15/16
Missouri Baptist	30/23	44/36	74-59	+15	25-56/25-63	.446/.397	6-22/1-14	.273/.071	18-27/8-11	.667/.727	30/37 +3	17/10	11/9	4/1	6/4	14/17
Austin Peay	24/41	39/37	63-78	(15)	24-54/27-55	.444/.491	7-19/11-23	.368/.478	8-10/13-18	.800/.722	21/41 (20)	12/17	11/12	3/4	6/3	20/13
Murray State	33/42	26/39	59-81	(22)	23-59/32-53	.390/.604	4-17/4-14	.235/.286	9-14/13-17	.643/.765	25/39 (14)	6/15	7/11	5/2	3/4	17/18
Belmont	35/40	28/49	64-89	(25)	24-56/38-61	.429/.623	2-18/9-19	.111/.474	14-16/4-6	.875/.667	27/31 (4)	8/27	11/9	3/2	3/4	12/15
Tennessee State	44/36	29/39	73-75	(2)	25-53/26-57	.472/.456	8-21/9-21	.381/.429	13-21/14-17	.714/.824	33/30 +3	11/12	16/14	2/4	3/8	15/17
Austin Peay	21/40	38/44	59-84	(25)	21-52/32-54	.404/.593	8-19/8-16	.421/.500	9-19/12-18	.474/.667	29/36 (7)	17/22	12/13	2/3	2/3	19/22
Murray State	40/41	38/37	91-96	(5)	29-57/30-52	.509/.577	8-17/9-15	.471/.600	25-35/27-40	.714/.675	32/31 +1	14/17	13/15	2/2	8/0	34/30
SIU Edwardsville	18/28	47/46	65-84	(19)	22-55/35-68	.400/.515	8-25/5-16	.320/.313	13-19/9-14	.684/.643	30/43 (13)	13/19	11/8	2/3	3/4	19/15
Eastern Illinois	31/34	28/27	59-61	(2)	23-66/23-43	.348/.535	5-19/2-9	.263/.222	8-14/13-18	.571/.464	41/35 +6	9/6	12/14	1/11	9/8	22/14
Morehead State	36/48	38/42	74-90	(16)	25-57/31-61	.439/.508	9-22/11-24	.409/.458	15-19/17-20	.789/.850	27/37 (10)	8/23	9/7	6/6	1/3	20/21
Eastern Kentucky	31/34	26/36	57-70	(13)	19-52/24-62	.365/.387	5-18/10-32	.278/.313	14-21/12-17	.687/.706	40/39 +1	13/13	18/11	1/3	6/13	17/16
Jacksonville State	43/30	33/42	76-72	+4	29-51/27-68	.569/.397	8-17/9-28	.471/.321	10-17/9-13	.588/.692	37/33 +4	16/12	21/12	0/2	3/5	14/17
Tennessee Tech	26/37	34/25	60-62	(2)	23-53/21-47	.434/.447	6-15/8-18	.400/.444	8-14/12-16	.571/.750	29/34 (5)	14/11	14/18	4/2	6/5	18/19
UT Martin	33/43	41/29	74-72	+2	24-55/24-54	.436/.444	9-29/8-18	.310/.444	17-19/16-17	.895/.941	33/30 +3	15/14	16/15	3/0	5/8	19/17
SIU Edwardsville	40/36	35/35	75-71	+4	19-52/23-61	.365/.377	8-23/10-26	.348/.385	29-36/15-22	.806/.682	37/41 (4)	12/11	8/12	4/3	7/5	17/22
Jacksonville State	27/31	31/34	58-65	(7)	21-49/21-54	.429/.389	7-21/3-17	.333/.176	9-13/20-27	.692/.741	28/37 (9)	11/12	16/9	0/3	3/6	20/14
Tennessee Tech	31/35	31/36	62-71	(9)	21-60/26-52	.350/.500	7-24/9-22	.292/.409	13-16/10-12	.813/.833	35/33 +2	14/16	9/13	2/3	3/7	13/11
Eastern Illinois	26/36	44/36	70-72	(2)	25-62/29-67	.403/.433	5-20/5-20	.250/.250	15-19/9-13	.789/.692	42/36 +6	14/14	13/7	2/4	5/4	18/17
UT Martin	36/36	42/51	78-87	(9)	29-64/30-55	.453/.545	8-26/6-22	.308/.273	12-18/21-30	.667/.700	31/36 (5)	19/16	9/10	0/2	3/3	22/18



FINAL STATISTICS

2019-20 REVIEW



GAME-BY-GAME STATISTICS

	Score	FG-A	Pct.	3FG-A	Pct.	FT-A	Pct.	OFF	DEF	Total	F	A	TO	B	S
Southeast Missouri	L, 65-83	25-58	.431	3-13	.231	12-18	.667	14	24	38	14	5	16	2	4
Vanderbilt		30-61	.492	14-34	.412	9-14	.643	10	25	35	18	17	12	8	8
Southeast Missouri	W, 79-78	25-56	.446	8-17	.471	21-30	.700	8	27	35	20	16	10	0	5
Purdue Fort Wayne		26-64	.406	10-31	.323	16-22	.727	15	27	42	26	15	15	0	2
Southeast Missouri	L, 69-74	27-62	.435	4-21	.190	11-18	.611	10	26	36	19	9	19	3	8
The Citadel		26-59	.441	11-25	.440	11-15	.733	9	32	41	18	22	18	0	5
Southeast Missouri	W, 72-71	26-55	.473	5-13	.385	15-29	.517	10	31	41	17	10	10	2	3
Missouri S&T		25-63	.397	11-26	.423	10-15	.667	9	24	33	21	15	8	2	5
Southeast Missouri	L, 57-64	19-59	.322	4-16	.250	15-19	.789	10	26	36	22	6	11	3	7
Cal State Fullerton		22-52	.423	4-12	.333	16-26	.615	7	32	39	19	12	12	7	6
Southeast Missouri	L, 75-87	23-50	.460	4-15	.267	25-33	.758	3	24	27	25	9	15	3	9
Santa Clara		31-56	.554	12-22	.545	13-22	.591	4	27	31	25	18	14	6	3
Southeast Missouri	W, 66-51	27-50	.540	7-24	.292	5-8	.625	8	25	33	20	13	22	0	12
Denver		20-52	.385	1-16	.063	10-18	.556	14	18	32	16	9	20	1	12
Southeast Missouri	L, 64-73	19-54	.352	2-13	.154	24-28	.857	9	26	35	19	6	14	3	7
Abilene Christian		23-56	.411	5-19	.263	22-27	.815	10	29	39	20	11	14	2	8
Southeast Missouri	L, 73-78	25-50	.500	10-19	.526	13-23	.565	7	29	36	22	12	18	1	7
Drake		24-51	.471	6-23	.261	24-34	.706	5	24	29	19	9	10	5	9
Southeast Missouri	L, 50-65	20-59	.339	7-19	.368	3-14	.214	13	23	36	17	12	14	0	6
Youngstown State		26-51	.510	5-18	.278	8-15	.533	7	33	40	16	14	16	4	6
Southeast Missouri	L, 48-80	16-60	.267	4-19	.211	12-14	.857	8	17	25	17	5	12	0	3
Ohio State		30-51	.588	13-27	.481	7-12	.583	7	37	44	16	23	21	6	4
Southeast Missouri	L, 45-64	17-51	.333	5-15	.333	6-10	.600	10	22	32	15	7	15	1	5
Southern Illinois		23-54	.426	8-23	.348	10-14	.714	11	26	37	16	16	10	1	6
Southeast Missouri	W, 74-59	25-56	.446	6-22	.273	18-27	.667	7	33	40	14	17	11	4	6
Missouri Baptist		25-63	.397	1-14	.071	8-11	.727	7	30	37	17	10	9	1	4
Southeast Missouri	L, 63-78	24-54	.444	7-19	.368	8-10	.800	6	15	21	20	12	11	3	6
Austin Peay		27-55	.491	11-23	.478	13-18	.722	15	26	41	13	17	12	4	3
Southeast Missouri	L, 59-81	23-59	.390	4-17	.235	9-14	.643	13	12	25	17	6	7	5	3
Murray State		32-53	.604	4-14	.286	13-17	.765	12	27	39	18	15	11	2	4
Southeast Missouri	L, 64-89	24-56	.429	2-18	.111	14-16	.875	8	19	27	12	8	11	3	3
Belmont		38-61	.623	9-19	.474	4-6	.667	5	26	31	15	27	9	2	4
Southeast Missouri	L, 73-75	25-53	.472	8-21	.381	15-21	.714	10	23	33	15	11	16	2	3
Tennessee State		26-57	.456	9-21	.429	14-17	.824	9	21	30	17	12	14	4	8
Southeast Missouri	L, 59-84	21-52	.404	8-19	.421	9-19	.474	11	18	29	19	17	12	2	2
Austin Peay		32-54	.593	8-16	.500	12-18	.667	9	27	36	22	22	13	3	3
Southeast Missouri	L, 91-96 OT	29-57	.509	8-17	.471	25-35	.714	10	22	32	34	14	13	2	8
Murray State		30-52	.577	9-15	.600	27-40	.675	8	23	31	30	17	15	2	0
Southeast Missouri	L, 65-84	22-55	.400	8-25	.320	13-19	.684	6	24	30	19	13	11	2	3
SIU Edwardsville		35-68	.515	5-16	.313	9-14	.643	13	30	43	15	19	8	3	4
Southeast Missouri	L, 59-61	23-66	.348	5-19	.263	8-14	.571	15	25	41	22	9	12	1	9
Eastern Illinois		23-43	.535	2-9	.222	13-28	.464	3	32	35	14	6	14	11	8
Southeast Missouri	L, 74-90	25-57	.439	9-22	.409	15-19	.789	9	18	27	20	8	9	6	1
Morehead State		31-61	.508	11-24	.458	17-20	.850	12	25	37	21	23	7	6	3
Southeast Missouri	L, 57-70	19-52	.365	5-18	.278	14-21	.667	7	33	40	17	13	18	1	6
Eastern Kentucky		24-62	.387	10-32	.313	12-17	.706	9	30	39	16	13	11	3	13
Southeast Missouri	W, 76-72	29-51	.569	8-17	.471	10-17	.588	5	32	37	14	16	21	0	3
Jacksonville State		27-68	.397	9-28	.321	9-13	.692	12	21	33	17	12	12	2	5
Southeast Missouri	L, 60-62	23-53	.434	6-15	.400	8-14	.571	8	21	29	18	14	14	4	6
Tennessee Tech		21-47	.447	8-18	.444	12-16	.750	7	27	34	19	11	18	2	5
Southeast Missouri	W, 74-72	24-55	.436	9-29	.310	17-19	.895	11	22	33	19	15	16	3	5
UT Martin		24-54	.444	8-18	.444	16-17	.941	8	22	30	17	14	15	0	8
Southeast Missouri	W, 75-71	19-52	.365	8-23	.348	29-36	.806	10	27	37	17	12	8	4	7
SIU Edwardsville		23-61	.377	10-26	.385	15-22	.682	15	26	41	22	11	12	3	5
Southeast Missouri	L, 58-65	21-49	.429	7-21	.333	9-13	.692	5	23	28	20	11	16	0	3
Jacksonville State		21-54	.389	3-17	.176	20-27	.741	13	24	37	14	12	9	3	6
Southeast Missouri	L, 62-71	21-60	.350	7-24	.292	13-16	.813	14	21	35	13	14	9	2	3
Tennessee Tech		26-52	.500	9-22	.409	10-12	.833	6	27	33	11	16	13	3	7
Southeast Missouri	L, 70-72	25-62	.403	5-20	.250	15-19	.789	12	30	42	18	14	13	2	5
Eastern Illinois		29-67	.433	5-20	.250	9-13	.692	10	26	36	17	14	7	4	4
Southeast Missouri	L, 78-87	29-64	.453	8-26	.308	12-18	.667	11	20	31	22	19	9	0	3
UT Martin		30-55	.545	6-22	.273	21-30	.700	9	27	36	18	16	10	2	3

OVC CHAMPIONS • 2000 // OVC TOURNAMENT CHAMPIONS • 2000 // NCAA TOURNAMENT • 2000

FOLLOW THE REDHAWKS AT GOSOUTHEAST.COM





2019-20 REVIEW

FINAL STATISTICS

GAME-BY-GAME LEADERS

Opponent	W/L	Score	Points	Rebounds	Assists	Blocks	Steals
Vanderbilt	L	65-83	Harris - 15	Wilson - 13	Wilson, Tolbert, Caldwell, Hogan, Nicholas - 1	Wilson, Harris - 1	Wilson - 2
Purdue Fort Wayne	W	79-78	Harris - 16	Wilson, Tolbert - 8	Wilson - 4	-	Wilson, Tolbert - 2
The Citadel	L	69-74	Nicholas - 24	Wilson - 7	Caldwell - 6	Wilson - 3	Hogan, Gable - 2
Missouri S&T	W	72-71	Tolbert - 16	Tolbert - 9	Tolbert, Caldwell, Kao - 2	Caldwell, Nicholas - 1	Tolbert, Nicholas, Russell - 1
Cal State Fullerton	L	57-64	Agnew - 15	Tolbert - 10	Agnew, Wilson - 2	Wilson - 2	Caldwell, Kao, Agnew - 2
Santa Clara	L	75-87	Caldwell - 16	Hogan - 6	Caldwell - 4	Wilson, Caldwell, Russell - 1	Caldwell - 5
Denver	W	66-51	Caldwell, Hogan - 16	Wilson - 11	Kao - 6	-	Caldwell, Kao - 3
Abilene Christian	L	64-73	Nicholas - 21	Tolbert - 9	Tolbert, Nicholas - 2	Tolbert - 2	Nicholas - 3
Drake	L	73-78	Caldwell - 18	Hogan - 12	Agnew - 4	Caldwell - 1	Agnew, Nicholas - 2
Youngstown State	L	50-65	Agnew - 17	Agnew, Hogan, Gable - 6	Caldwell - 4	-	Agnew - 2
Ohio State	L	48-80	Nicholas, Gable - 10	Tolbert - 6	Wilson - 2	-	Tolbert, Caldwell, Kao - 1
Southern Illinois	L	45-64	Hogan - 15	Hogan, Wilson - 7	Nicholas - 2	Nicholas - 1	Russell - 2
Missouri Baptist	W	74-59	Caldwell - 15	Tolbert - 11	Caldwell - 5	Tolbert - 2	Caldwell - 3
Austin Peay	L	63-78	Caldwell - 12	Tolbert - 4	Wilson, Caldwell, Hogan, Kao, Nicholas - 2	Tolbert - 2	Tolbert - 3
Murray State	L	59-81	Caldwell - 18	Hogan - 6	Caldwell - 3	Tolbert, Caldwell, Cuffee, Nicholas, Gable - 1	Caldwell - 2
Belmont	L	64-89	Kao - 15	Wilson, Tolbert, Kao, Nicholas - 5	Kao - 4	Tolbert, Caldwell, Hogan - 1	Tolbert, Love, Gable - 1
Tennessee State	L	73-75	Nicholas - 16	Wilson - 8	Caldwell - 3	Tolbert, Caldwell - 1	Wilson, Nicholas, Gable - 1
Austin Peay	L	59-84	Nicholas - 16	Wilson, Hogan, Russell - 4	Love - 5	Wilson, Love - 1	Hogan, Russell - 1
Murray State	L	91-96 ^{OT}	Nicholas - 21	Tolbert - 9	Caldwell - 6	Tolbert, Russell - 1	Nicholas - 3
SIU Edwardsville	L	65-84	Caldwell - 15	Nicholas, Tolbert - 5	Wilson - 5	Tolbert - 2	Kao - 2
Eastern Illinois	L	59-61	Caldwell - 20	Hogan - 8	Caldwell, Love, Russell - 2	Tolbert - 1	Nicholas, Love - 2
Morehead State	L	74-90	Caldwell - 29	Tolbert, Caldwell - 5	Hogan, Russell - 2	Tolbert - 3	Hogan - 1
Eastern Kentucky	L	57-70	Tolbert - 19	Tolbert - 17	Russell - 4	Tolbert - 1	Tolbert, Nicholas - 2
Jacksonville State	W	76-72	Caldwell - 17	Tolbert - 6	Caldwell - 8	-	Nicholas, Wilson, Russell - 1
Tennessee Tech	L	60-62	Russell - 21	Tolbert - 8	Caldwell - 6	Caldwell - 2	Russell - 3
UT Martin	W	74-72	Hogan - 21	Tolbert - 9	Caldwell, Nicholas - 7	Tolbert, Hogan, Nicholas - 1	Tolbert - 2
SIU Edwardsville	W	75-71	Hogan - 17	Wilson - 9	Russell - 3	Tolbert - 2	Russell, Nicholas - 2
Jacksonville State	L	58-65	Caldwell - 13	Tolbert - 6	Caldwell, Tolbert - 3	-	Wilson, Tolbert, Caldwell - 1
Tennessee Tech	L	62-71	Wilson - 16	Wilson - 12	Caldwell - 4	Wilson, Tolbert - 1	Caldwell - 2
Eastern Illinois	L	70-72	Wilson - 19	Tolbert - 14	Caldwell - 5	Wilson, Tolbert - 1	Russell - 2
UT Martin	L	78-87	Hogan - 19	Tolbert - 11	Caldwell - 8	-	Caldwell, Russell, Love - 1





GAME-BY-GAME STARTERS

Opponent	W/L	Score	Guard	Guard	Guard	Forward	Forward	First Man Off the Bench
Vanderbilt	L	65-83	Caldwell	Hogan	Kao	Tolbert	Wilson	Russell, 6 pts., 2 reb., 24 min.
Purdue Fort Wayne	W	79-78	Caldwell	Hogan	Nicholas	Tolbert	Wilson	Kao, 2 pts., 6 min.
The Citadel	L	69-74	Caldwell	Hogan	Nicholas	Tolbert	Wilson	Darrius Agnew, 4 pts., 3 reb., 10 min.
Missouri S&T	W	72-71	Caldwell	Hogan	Nicholas	Tolbert	Wilson	Kao, 10 pts., 22 min.
Cal State Fullerton	L	57-64	Caldwell	Hogan	Nicholas	Tolbert	Wilson	Russell, 1 pt., 2 reb., 13 min.
Santa Clara	L	75-87	Caldwell	Hogan	Nicholas	Tolbert	Wilson	Agnew, 7 pts., 2 reb., 13 min.
Denver	W	66-51	Caldwell	Hogan	Nicholas	Tolbert	Wilson	Agnew, 2 pts., 1 reb., 12 min.
Abilene Christian	L	64-73	Caldwell	Hogan	Nicholas	Tolbert	Wilson	Russell, 2 reb., 15 min.
Drake	L	73-78	Caldwell	Hogan	Nicholas	Tolbert	Agnew	Kao, 2 pts., 4 min.
Youngstown State	L	50-65	Caldwell	Hogan	Nicholas	Tolbert	Agnew	Wilson, 2 pts., 3 reb., 16 min.
Ohio State	L	48-80	Caldwell	Hogan	Nicholas	Tolbert	Agnew	Wilson, 5 pts., 3 reb., 19 min.
Southern Illinois	L	45-69	Caldwell	Hogan	Nicholas	Tolbert	Agnew	Gable, 2 pts., 17 min.
Missouri Baptist	W	74-59	Caldwell	Hogan	Nicholas	Tolbert	Agnew	Wilson, 6 pts., 5 reb., 23 min.
Austin Peay	L	63-78	Caldwell	Hogan	Russell	Tolbert	Wilson	Kao, 3 pts., 11 min.
Murray State	L	59-81	Caldwell	Hogan	Kao	Tolbert	Wilson	Gable, 11 pts., 3 reb., 29 min.
Belmont	L	64-89	Kao	Hogan	Nicholas	Tolbert	Wilson	Gable, 3 pts., 2 reb., 15 min.
Tennessee State	L	73-75	Kao	Hogan	Nicholas	Tolbert	Wilson	Love, 8 pts., 4 reb., 26 min.
Austin Peay	L	59-84	Caldwell	Hogan	Nicholas	Tolbert	Wilson	Gable, 2 pts., 3 reb., 23 min.
Murray State	L	91-96 ^{OT}	Caldwell	Hogan	Nicholas	Tolbert	Wilson	Agnew, 6 pts., 5 reb., 22 min.
SIU Edwardsville	L	65-84	Caldwell	Hogan	Nicholas	Tolbert	Wilson	Gable, 2 pts., 3 reb., 27 min.
Eastern Illinois	L	59-61	Caldwell	Hogan	Nicholas	Tolbert	Wilson	Russell, 3 pts., 14 min.
Morehead State	L	74-90	Caldwell	Hogan	Love	Tolbert	Wilson	Gable, 2 pts., 1 reb., 16 min.
Eastern Kentucky	L	57-70	Caldwell	Hogan	Love	Tolbert	Gable	Wilson, 4 pts., 2 reb.,
Jacksonville State	W	76-72	Caldwell	Nicholas	Love	Tolbert	Gable	Wilson, 3 pts., 3 reb., 20 min.
Tennessee Tech	L	60-62	Caldwell	Hogan	Love	Tolbert	Gable	Nicholas, 5 pts., 3 reb., 14 min.
UT Martin	W	74-72	Caldwell	Hogan	Russell	Tolbert	Wilson	Nicholas, 6 pts., 2 reb., 7 assists, 33 min.
SIU Edwardsville	W	75-71	Caldwell	Hogan	Russell	Tolbert	Wilson	Nicholas, 5 pts., 3 reb., 16 min.
Jacksonville State	L	58-65	Caldwell	Hogan	Russell	Tolbert	Wilson	Gable, 7 pts., 13 min.
Tennessee Tech	L	62-71	Caldwell	Hogan	Russell	Tolbert	Wilson	Gable, 13 pts., 1 reb., 27 min.
Eastern Illinois	L	70-72	Caldwell	Hogan	Russell	Tolbert	Wilson	Love, 2 pts., 1 reb., 7 min
UT Martin	L	78-87	Caldwell	Hogan	Russell	Tolbert	Wilson	Nicholas, 2 pts., 2 reb., 13 min.

STARTING LINEUP COMBINATIONS

Record	Guard	Guard	Guard	Forward	Forward
0-2	Caldwell	Hogan	Kao	Tolbert	Wilson
3-8	Caldwell	Hogan	Nicholas	Tolbert	Wilson
1-4	Caldwell	Hogan	Nicholas	Tolbert	Agnew
2-5	Caldwell	Hogan	Russell	Tolbert	Wilson
0-2	Kao	Hogan	Nicholas	Tolbert	Wilson
0-2	Caldwell	Hogan	Love	Tolbert	Gable
0-1	Caldwell	Hogan	Gable	Tolbert	Wilson
1-0	Caldwell	Love	Nicholas	Tolbert	Gable





2019-20 REVIEW

GAME SUMMARIES/BOX SCORES

GAME 1

SOUTHEAST MISSOURI 65 VANDERBILT 83

November 6, 2019 • Memorial Gym • Nashville, Tenn.



NASHVILLE, Tenn.

Quatarrius Wilson had a double-double 12 points and 13 rebounds, and Chris Harris

scored a team-high 15 points as Southeast Missouri dropped a 83-65 decision to Southeastern Conference member Vanderbilt.

SEMO outrebounded the Commodores, 38-35, and outscored VU, 42-30, inside the paint and, 12-9, at the free throw line. However, 3-point shooting was the difference as the Commodores finished with 13 treys to the Redhawks three.

The Redhawks trailed by one (51-50) with 10:51 left to play when

VU answered with a 9-0 run to build a 60-50 advantage.

After that, the closest SEMO could get was within five points in the final seven minutes. The Commodores ended up scoring 19 of the game's last 25 points to secure the win.

Wilson made four field goals and shot 4-of-7 at the free throw line in 30 minutes.

Harris gave SEMO a nice lift off the bench scoring nine points in 12 minutes to lead all scorers at the intermission. He finished shooting 6-of-9 from the field and knocked down a pair of 3-pointers.

VU ended a 20-game losing streak and SEMO lost its 22nd consecutive game against a SEC opponent.

Box Score

SEMO (0-1)	FG	3P	FT	O/D	REB	E	PTS	A	TO	B	S	M
Quatarrius Wilson, f	4-11	0-0	4-7	6/7	13	2	12	1	3	1	2	30
Sage Tolbert, f	3-8	0-0	3-4	2/5	7	1	9	1	3	0	1	29
Alex Caldwell, g	3-8	0-3	2-2	0/4	4	3	8	1	1	0	1	32
Skyler Hogan, g	1-2	0-1	0-0	0/1	1	1	2	1	1	0	0	9
Oscar Kao, g	0-0	0-0	0-0	1/1	2	1	0	0	1	0	0	12
Chris Harris	6-9	2-3	1-2	0/1	1	2	15	0	3	1	0	28
DQ Nicholas	1-2	1-1	2-2	0/1	1	0	5	1	2	0	0	16
Isaiah Gable	1-4	0-1	0-1	2/0	2	1	2	0	0	0	0	10
Nygal Russell	3-8	0-4	0-0	0/2	2	2	6	0	2	0	0	24
Darrious Agnew	3-6	0-0	0-0	1/1	2	1	6	0	0	0	0	10
TEAM				2/1	3							
Totals.....	25-58	3-13	12-18	14/24	38	14	65	5	16	2	4	200

VU (1-0)	FG	3P	FT	O/D	REB	E	PTS	A	TO	B	S	M
Matthew Moyer, f	1-5	0-3	0-0	0/6	6	2	2	0	1	2	1	21
Clevon Brown, f	6-9	3-4	0-0	5/3	8	0	15	0	2	2	0	31
Aaron Nesmith, f	8-12	7-11	2-2	0/4	4	2	25	2	2	1	1	34
Scotty Pippen Jr., g	2-8	1-4	2-4	0/2	2	2	7	6	2	0	2	26
Maxwell Evans, g	2-3	2-3	0-1	0/1	1	2	6	3	1	0	0	24
Saben Lee	8-16	1-5	4-6	1/3	4	3	21	4	0	0	1	28
Dylan Disu	0-5	0-4	0-0	0/4	5	2	0	0	0	1	2	18
Jordan Wright	0-0	0-0	0-0	0/1	1	1	0	1	2	1	0	8
Ejike Obinna	3-3	0-0	1-1	0/0	0	3	7	0	1	1	1	8
Oton Jankovic	0-0	0-0	0-0	0/0	0	1	0	1	1	0	0	2
TEAM				3/1	4							
Totals.....	30-61	14-34	9-14	10/25	35	18	83	17	12	8	8	200

By Periods	1	2	Final
Southeast Missouri	32	33	65
Vanderbilt	32	51	83

FG Percentage: SEMO 43.1, VU 49.2 3-Point FG Percentage: SEMO 23.1, VU 41.2
FT Percentage: SEMO 66.7, VU 64.3 Attendance: 8097

GAME 2

PURDUE FORT WAYNE 78 SOUTHEAST MISSOURI 79

November 10, 2019 • Show Me Center • Cape Girardeau, Mo.



CAPE GIRARDEAU, Mo.

Chris Harris scored 16 points and buried the

game-winning 3-pointer to lead Southeast Missouri to a 79-78 win over Purdue Fort Wayne.

SEMO trailed, 78-75, with 1:17 remaining when Sage Tolbert split two free throws to make it a two-point game with less than a minute to go.

After a timeout, Harris quickly drained his 3-pointer off a pass from Isaiah Gable to put the Redhawks ahead with 27 seconds on the clock.

SEMO's defense came up huge getting two stops in that span to hang on for the first win of the

season. PFW's Matt Holba missed a 3-pointer. Jarred Godfrey, however, grabbed the rebound Brian Patrick then took one final shot for the Mastodons, but missed a layup.

Harris recorded his second-straight double-digit scoring game off the bench.

Alex Caldwell followed with 12 points, while Quatarrius Wilson and Tolbert narrowly missed double-doubles with 11 points and eight rebounds apiece. Skyler Hogan added 11 points, as well.

SEMO shot 44.6 percent (25-of-56) from the field and scored 21 of its points at the free throw line.

The Redhawks improved to 23-6 in home-openers since joining the NCAA Division I ranks.

Box Score

PFW (1-2)	FG	3P	FT	O/D	REB	E	PTS	A	TO	B	S	M
Dylan Carl, f	5-7	1-1	0-1	1/1	2	5	11	1	3	0	2	26
Matt Holba, f	4-13	3-11	6-7	1/8	9	3	17	4	0	0	0	30
Jarred Godfrey, g	0-3	0-2	2-2	1/3	4	3	2	7	5	0	0	27
Brian Patrick, g	9-20	2-8	4-5	4/8	12	2	24	0	2	0	0	32
Marcus DeBerry, g	4-7	3-4	1-2	0/3	3	1	12	1	0	0	0	33
Tionne Rollins	2-8	1-3	1-1	1/1	2	2	6	0	0	0	0	12
Deonte Billups	2-4	0-2	2-3	1/0	1	4	6	0	2	0	0	12
DeMierre Black	0-0	0-0	0-0	0/0	0	2	0	2	3	0	0	14
Cameron Benford	0-2	0-0	0-1	4/2	6	4	0	0	0	0	0	13
Rylen Grundy	0-0	0-0	0-0	0/0	0	0	0	0	0	0	0	1
TEAM				2/1	3							
Totals.....	26-64	10-31	16-22	15/27	42	26	78	15	15	0	2	200

SEMO (1-1)	FG	3P	FT	O/D	REB	E	PTS	A	TO	B	S	M
Quatarrius Wilson, f	3-8	0-1	5-6	3/5	8	5	11	4	1	0	2	26
Sage Tolbert, f	4-6	0-0	3-6	2/6	8	2	11	1	2	0	2	22
Alex Caldwell, g	4-10	2-5	2-4	0/3	3	2	12	2	3	0	0	34
Skyler Hogan, g	4-7	2-2	1-2	0/2	2	2	11	3	0	0	0	27
DQ Nicholas, g	3-4	0-1	2-2	0/2	2	1	8	2	2	0	0	22
Oscar Kao	1-3	0-1	0-0	1/0	1	2	2	1	0	0	0	6
Chris Harris	3-6	3-4	7-8	0/5	5	3	16	2	2	0	0	26
Isaiah Gable	2-6	1-3	0-0	0/2	2	2	5	1	0	0	0	21
Nygal Russell	0-1	0-0	0-0	0/0	0	0	0	0	0	0	0	5
Darrious Agnew	1-5	0-0	1-2	0/1	1	1	3	0	0	0	1	11
TEAM				2/1	3							
Totals.....	25-56	8-17	21-30	8/27	35	20	79	16	10	0	5	200

By Periods	1	2	Final
Purdue Fort Wayne	32	46	78
Southeast Missouri	40	39	79

FG Percentage: PFW 40.6, SEMO 44.6 3-Point FG Percentage: PFW 32.3, SEMO 47.0
FT Percentage: PFW 72.7, SEMO 70.0 Attendance: 1685



GAME SUMMARIES/BOX SCORES

2019-20 REVIEW



GAME 3

CITADEL 74 SOUTHEAST MISSOURI 69

November 19, 2019 • Show Me Center • Cape Girardeau, Mo.



CAPE GIRARDEAU, Mo.

Despite a game-high 24 points from freshman DQ

Nicholas, Southeast Missouri came up on the short end of a 74-69 loss to The Citadel.

Nicholas made a layup to pull SEMO within two (71-69) with 19 seconds left to play.

After Kaelon Harris split a pair of free throws, the Redhawks had possession down three when Nicholas turned the ball over seven seconds later.

Harris then made two more free throws to secure the win for the Bulldogs.

Nicholas scored 17 of his points in the second half, where the Redhawks outscored The Citadel, 37-34, after trailing, 40-32, at halftime.

SEMO struggled from 3-point range going 0-of-7 in the game's final 20 minutes. For the game, the Redhawks shot just 19 percent (4-of-21) from beyond the arc.

Meanwhile, The Citadel scored 33 points on 11-of-25 three-pointers.

Nicholas shot 9-of-16 from the field and hit a near-perfect 5-of-6 free throws, while grabbing six rebounds in 29 minutes.

Skyler Hogan followed with 11 points and five boards.

SEMO and The Citadel met for the second time on the back end of a home-and-home series.

GAME 4

MISSOURI S&T 71 SOUTHEAST MISSOURI 72

November 22, 2019 • Show Me Center • Cape Girardeau, Mo.



CAPE GIRARDEAU, Mo.

Alex Caldwell made a 3-pointer with 17 seconds left to help

Southeast Missouri escape with a 72-71 win over Missouri S&T.

Caldwell gave the game its eighth tie when his layup made it a 69-69 contest with 47 seconds on the clock.

Dulan Scott answered with a jumper to regain a 71-69 edge for the Miners 13 seconds later.

Caldwell then buried his game-winner on the Redhawks ensuing possession.

Missouri S&T gave SEMO one last scare when it stole the ball and

took the final shot at the buzzer, but Mitch Fairless' jumper came off the rim.

Neither team led by more than seven points during the back-and-forth 135th meeting between the in-state schools. The win, which marked SEMO's 13th-straight over the Miners, pushed the Redhawks lead to 104-31 in the all-time series.

SEMO also picked up its 29th consecutive win over non-Division I opponents.

Sage Tolbert led the Redhawks with 16 points and nine rebounds. Caldwell followed with 12 points, while Quatarrius Wilson added 11 and Oscar Kao chipped in 10.

SEMO shot 47.3 percent (26-of-55) from the field.

Box Score

CITADEL (1-3)	FG	3P	FT	O/D	REB	E	PTS	A	TO	B	S	M
Kaelon Harris, f	4-9	2-3	10-12	0/12	12	4	20	1	3	0	1	30
Hayden Brown, f	3-8	0-2	0-0	0/0	0	0	6	1	1	0	3	11
Fletcher Abree, g	3-7	2-5	0-0	0/1	1	3	8	3	0	0	0	33
Kaiden Rice, g	8-15	4-9	0-0	1/2	3	1	20	0	1	0	0	31
Tyson Batiste, g	2-7	0-0	0-0	3/6	9	4	4	11	7	0	0	36
Rudy Fitzgibbons III	0-5	0-2	0-1	0/0	0	0	0	2	0	0	1	11
Brady Spence	1-1	0-0	0-0	0/2	2	1	2	0	1	0	0	5
Alex Reed	2-3	2-3	0-0	1/4	5	4	6	0	3	0	0	18
Eddie Davis III	3-4	1-1	1-2	1/3	4	1	8	4	2	0	0	24
TEAM				3/2	5							
Totals	26-59	11-25	11-15	9/32	41	18	74	22	18	0	5	200

SEMO (1-2)	FG	3P	FT	O/D	REB	E	PTS	A	TO	B	S	M
Quatarrius Wilson, f	2-3	0-1	4-6	2/5	7	4	8	1	1	3	0	24
Sage Tolbert, f	3-5	0-0	0-1	4/2	6	4	6	1	2	0	1	28
Alex Caldwell, g	1-9	0-4	2-4	1/0	1	3	4	6	5	0	1	29
Skyler Hogan, g	5-11	1-6	0-1	0/5	5	2	11	0	3	0	2	31
DQ Nicholas, g	9-16	1-3	5-6	0/6	6	1	24	0	6	0	0	29
Jordan Love	0-0	0-0	0-0	0/0	0	0	0	0	0	0	0	4
Oscar Kao	1-4	0-1	0-0	1/0	1	2	2	0	0	0	0	10
Isaiah Gable	3-5	2-4	0-0	0/4	4	1	8	1	0	0	2	25
Nygal Russell	1-4	0-2	0-0	0/1	1	0	2	0	2	0	1	10
Darrius Agnew	2-5	0-0	0-0	1/2	3	2	4	0	0	0	1	11
TEAM				1/1	2							
Totals	27-62	4-21	11-18	10/26	36	19	69	9	19	3	8	200

By Periods	1	2	Final
The Citadel	40	34	74
Southeast Missouri	32	37	69

FG Percentage: CITADEL 44.0, SEMO 43.5 3-Point FG Percentage: CITADEL 44.0, SEMO 19.0
FT Percentage: CITADEL 73.3, SEMO 61.1 Attendance: 1087

Box Score

MS&T (1-2)	FG	3P	FT	O/D	REB	E	PTS	A	TO	B	S	M
Chima Oduocha, f	3-8	0-0	2-5	2/5	7	3	8	0	1	2	0	27
Mitch Fairless, f	6-8	3-4	4-4	1/9	10	2	19	5	1	0	2	33
Dulan Scott, g	7-15	3-5	1-2	1/3	4	4	18	3	2	0	0	30
Dawson Berry, g	4-9	3-7	0-0	1/0	1	3	11	1	0	0	0	28
Hedgepeth, C.J., g	1-7	0-4	0-0	0/2	2	4	2	3	1	0	0	17
Jordan Newt	0-2	0-0	0-0	0/0	0	0	0	1	0	0	0	10
Nolan Lamb	0-0	0-0	0-0	0/2	2	1	0	0	0	0	0	15
Nathan Elmer	3-6	2-5	0-0	1/1	2	0	8	1	1	0	0	10
Yahmir Muhammad	1-8	0-1	3-4	0/1	1	1	5	1	2	0	3	25
Kyle Bushman	0-0	0-0	0-0	0/1	1	3	0	0	0	0	0	4
TEAM				3/0	3							
Totals	25-63	11-26	10-15	9-24	33	21	71	15	8	2	5	200

SEMO (2-2)	FG	3P	FT	O/D	REB	E	PTS	A	TO	B	S	M
Quatarrius Wilson, f	3-7	1-1	4-8	2/4	6	3	11	1	2	0	0	19
Sage Tolbert, f	6-7	0-0	4-8	4/5	9	4	16	2	1	0	1	34
Alex Caldwell, g	4-11	2-3	2-2	1/2	3	1	12	2	1	1	0	29
Skyler Hogan, g	3-7	1-3	1-2	1/5	6	2	8	1	2	0	0	30
DQ Nicholas, g	1-4	0-1	0-0	0/6	6	2	2	1	1	1	1	28
Jordan Love	0-0	0-0	0-0	0/0	0	0	0	0	0	0	0	1
Oscar Kao	4-8	1-3	1-4	0/1	1	3	10	2	1	0	0	22
Isaiah Gable	2-3	0-1	0-0	0/2	2	1	4	1	1	0	0	16
Nygal Russell	0-2	0-1	0-0	0/1	1	0	0	0	0	0	1	10
Darrius Agnew	3-6	0-0	3-5	2/1	3	1	9	0	1	0	0	11
TEAM				0/4	4							
Totals	26-55	5-13	15-29	10/31	41	17	72	10	10	2	3	200

By Periods	1	2	Final
Missouri S&T	44	27	71
Southeast Missouri	42	30	72

FG Percentage: MS&T 39.7, SEMO 47.3 3-Point FG Percentage: MS&T 42.3, SEMO 38.5
FT Percentage: MS&T 66.7, SEMO 51.7 Attendance: 721





2019-20 REVIEW

GAME SUMMARIES/BOX SCORES

GAME 5

CAL STATE FULLERTON 64 SOUTHEAST MISSOURI 57

November 27, 2019 • Leavey Center • Santa Clara, Calif.



SANTA CLARA, Calif.

Darrious Agnew scored 15 points off the bench in Southeast

Missouri's 64-57 loss to Cal State Fullerton on the opening night of the Cable Car Classic.

Agnew played 21 minutes and made 5-of-9 field goals leading three Redhawks with double figures in the scoring column.

SEMO tied the game at 40-40 on a layup by Sage Tolbert with 15:16 remaining in the second half.

From then on, the Redhawks couldn't take the lead despite pulling within three points or less on six occasions.

Alex Caldwell knocked down a 3-pointer to narrow CSF's lead to 55-53 with a little over five minutes left, but that was as close as SEMO would get.

The Titans scored baskets on three possessions to widen their lead to 59-53 after Caldwell's trey.

Caldwell finished with 11 points and Tolbert notched a double-double 13 points and 10 rebounds.

SEMO trailed, 38-31, at halftime before battling back to tie the game five minutes into the second half.

CSF did not make a field goal in the final 3:40 of the contest and SEMO missed nine of its last 10 shots of the game.

Box Score

CSF (3-3)	FG	3P	FT	O/D	REB	E	PTS	A	TO	B	S	M
Davon Clare, f	2-8	0-1	2-2	0/4	4	4	6	4	4	2	1	36
Josh Pitts, f	0-0	0-0	2-2	1/0	1	4	2	0	0	0	0	6
Brandon Kamga, g	2-8	0-1	4-4	1/5	6	3	8	0	3	0	2	28
Austen Awosika, g	5-13	1-3	2-8	1/5	6	2	13	4	2	0	0	40
Wayne Arnold, g	7-13	3-7	4-5	0/8	8	2	21	1	2	2	1	36
Daniel Venzant	0-1	0-0	0-0	0/0	0	1	0	0	0	0	0	2
Vincent Lee	0-1	0-0	1-2	0/3	3	2	1	1	0	1	0	12
Tory San Antonio	3-4	0-0	0-0	0/3	3	0	6	1	1	2	1	18
Johnny Wang	3-4	0-0	1-3	2/3	5	1	7	1	0	0	1	22
TEAM				2/1	3							
Totals.....	22-52	4-12	16-26	7/32	39	19	64	12	12	7	6	200

SEMO (2-3)	FG	3P	FT	O/D	REB	E	PTS	A	TO	B	S	M
Quattarius Wilson, f	1-8	0-2	1-1	1/5	6	2	3	2	3	2	1	18
Sage Tolbert, f	4-8	0-0	5-5	3/7	10	4	13	0	0	0	0	22
Alex Caldwell, g	3-10	1-4	4-4	0/2	2	3	11	0	0	1	2	35
Skyler Hogan, g	0-2	0-0	0-0	0/2	2	1	0	0	1	0	0	16
DQ Nicholas, g	2-8	2-4	0-2	0/0	0	2	6	0	1	0	0	26
Oscar Kao	3-9	0-1	0-0	0/0	0	2	6	1	0	0	2	31
Evan Morrison	0-0	0-0	0-0	0/0	0	0	0	0	0	0	0	0
Isaiah Gable	1-3	0-2	0-0	0/3	3	2	2	0	2	0	0	18
Nygal Russell	0-2	0-1	1-2	0/2	2	3	1	1	2	0	0	13
Darrious Agnew	5-9	1-2	4-5	3/3	6	3	15	2	2	0	2	21
TEAM				3/2	5							
Totals.....	19-59	4-16	15-19	10/26	36	22	57	6	11	3	7	200
By Periods	1	2	Final									
Cal State Fullerton	38	26	64									
Southeast Missouri	31	26	57									

FG Percentage: CSF 42.3, SEMO 32.2 3-Point FG Percentage: CSF 33.3, SEMO 25.0
FT Percentage: CSF 61.5, SEMO 78.9 Attendance: 912

GAME 6

SOUTHEAST MISSOURI 75 SANTA CLARA 87

November 29, 2019 • Leavey Center • Santa Clara, Calif.



SANTA CLARA, Calif.

Alex Caldwell scored 16 points to lead five players in double figures,

but Southeast Missouri dropped an 87-75 decision to Santa Clara in the Cable Car Classic.

SEMO never led in the game against the tournament host Broncos.

Although the Redhawks edged SC, 45-44, in the second half, they couldn't get any closer than six points over the entire contest.

SC jumped out to a 13-2 lead in the first 5:12 of the game and was ahead, 43-30, at the intermission.

SEMO managed to cut SC's lead

to six (53-47) when Isaiah Gable scored on a layup with just under 12 minutes left to play. Skyler Hogan then made two free throws less than a minute later to get SEMO within six again.

The Broncos shot 51.7 percent (15-of-29) in the first half and ended the game outscoring the Redhawks, 36-12, from 3-point range.

Caldwell went 6-of-11 from the field and 4-of-4 at the free throw line. Hogan and DQ Nicholas followed with 12 and 11 points, respectively. Nygal Russell was SEMO's other double-digit scorer with 10 points.

SC made 55.4 percent (31-of-56) of its field goals for the game.

Box Score

SEMO (2-4)	FG	3P	FT	O/D	REB	E	PTS	A	TO	B	S	M
Quattarius Wilson, f	0-2	0-0	2-2	1/1	2	2	2	0	0	1	0	17
Alex Caldwell, g	6-11	0-2	4-4	0/1	1	1	16	4	2	1	5	34
Skyler Hogan, g	3-7	1-3	5-5	0/6	6	2	12	0	2	0	0	28
DQ Nicholas, g	3-6	1-3	4-6	0/3	3	3	11	3	3	0	1	27
Sage Tolbert, g	3-3	0-0	1-4	0/2	2	4	7	1	5	0	0	20
Oscar Kao	0-2	0-0	0-0	0/0	0	5	0	0	0	0	0	9
Evan Morrison	0-0	0-0	0-0	0/0	0	1	0	0	0	0	0	6
Isaiah Gable	4-10	2-6	0-2	0/1	1	2	10	0	0	0	0	25
Nygal Russell	3-7	0-1	4-4	0/7	7	2	10	1	1	1	2	21
Darrious Agnew	1-2	0-0	5-6	0/2	2	3	7	0	1	0	1	13
TEAM				2/1	3							
Totals.....	23-50	4-15	25-33	3/24	27	25	75	9	15	3	9	200

SCU (7-1)	FG	3P	FT	O/D	REB	E	PTS	A	TO	B	S	M
DJ Mitchell, f	8-13	4-6	0-0	0/3	3	3	20	2	0	0	0	27
Josip Vrankic, f	4-7	0-0	1-2	2/2	4	4	9	3	3	2	1	33
Guglielmo Caruso, f	0-3	0-0	0-0	1/1	2	4	0	0	1	0	1	10
Tahj Eaddy, g	4-8	2-4	2-2	0/2	2	1	12	2	2	0	0	29
Trey Wertz, g	8-9	3-4	5-8	0/5	5	4	24	5	5	0	0	27
David Thompson	0-0	0-0	2-3	0/1	1	2	2	1	0	0	0	10
Giordan Williams	0-1	0-1	0-0	0/1	1	0	0	0	0	0	0	4
Jaden Bediako	2-2	0-0	2-3	0/4	4	4	6	0	1	0	0	13
Keshawn Justice	3-9	1-4	0-0	0/3	3	2	7	4	1	0	0	27
Ezekiel Richards	0-0	0-0	1-4	0/2	2	0	1	0	1	2	0	5
Jalen Williams	2-4	2-3	0-0	0/3	3	1	6	1	0	2	1	15
TEAM				1/0	1							
Totals.....	31-56	12-22	13-22	4/27	31	25	87	18	14	6	3	200
By Periods	1	2	Final									
Southeast Missouri	30	45	75									
Santa Clara	43	44	87									

FG Percentage: SEMO 46.0, SCU 55.4 3-Point FG Percentage: SEMO 26.7, SCU 54.5
FT Percentage: SEMO 75.8, SCU 59.1 Attendance: 1009



GAME SUMMARIES/BOX SCORES

2019-20 REVIEW



GAME 7

SOUTHEAST MISSOURI 66 DENVER 51

November 30, 2019 • Leavey Center • Santa Clara, Calif.



SANTA CLARA, Calif.

Alex Caldwell was named to the Cable Car Classic All-Tournament

when Southeast Missouri ended the Cable Car Classic with a 66-51 victory over Denver.

Caldwell scored a total of 43 points and did not miss a free throws (10-of-10) in three games during the Cable Car Classic.

It was a slow offensive start for both teams as SEMO held a 10-9 advantage over nine minutes into the contest.

Quatarrius Wilson's layup gave the Redhawks their biggest lead at 37-20 with 17:40 left in the game.

Caldwell and Skyler Hogan paved the way with 16 points apiece.

Caldwell shot 6-of-11 from the floor and Hogan made a near-perfect 7-of-8 field goals.

Wilson turned in a double-double 10 points and 11 rebounds.

SEMO heated up to shoot 62.5 percent (15-of-24) from the field in the second half and 54 percent (27-of-50) for the game.

GAME 8

SOUTHEAST MISSOURI 64 ABILENE CHRISTIAN 73

December 5, 2019 • Moody Coliseum • Abilene, Texas



ABILENE, Texas

Freshman DQ

Nicholas poured in a game-high 21 points and made 14-of-14 free throws

in Southeast Missouri's 73-64 loss to Abilene Christian.

Nicholas scored 16 of his points in the second half, including 14 at the charity stripe. His 14 free throws fell four short of tying SEMO's all time single-game record.

The Redhawks scored only 23 points in the first half and trailed 50-31 with 14:42 left to play.

SEMO closed the Wildcats lead to single digits six times in the final five minutes, but couldn't get any closer than eight points.

Nicholas claimed his second 20-point game of the season after shooting 3-of-5 from the field to go along with his flawless performance at the free throw line.

Sage Tolbert contributed 14 points and nine rebounds, and Skyler Hogan added 11 points.

As a team, the Redhawks made 24-of-28 free throws for a 85.7 percent clip.

ACU outscored SEMO, 36-24, inside the paint and scored 17 points off turnovers.

Box Score

SEMO (3-4)	FG	3P	FT	Q/D	REB	E	PTS	A	TO	B	S	M
Quatarrius Wilson, f	4-4	0-0	2-4	5/6	11	3	10	1	3	0	0	27
Sage Tolbert, f	3-6	0-1	0-0	2/4	6	3	6	0	0	0	1	11
Alex Caldwell, g	6-11	2-6	2-2	1/2	3	0	16	2	1	0	3	29
Skyler Hogan, g	7-8	2-3	0-0	0/2	2	1	16	0	4	0	2	23
DQ Nicholas, g	1-3	1-3	0-0	0/0	0	1	3	2	1	0	1	21
Jordan Love	1-1	1-1	0-0	0/1	1	0	3	0	1	0	1	9
Oscar Kao	0-2	0-1	0-0	0/1	1	2	0	6	3	0	3	21
Evan Morrison	0-0	0-0	0-0	0/0	0	0	0	0	0	0	0	1
Isaiah Gable	0-6	0-6	1-2	0/3	3	4	1	2	3	0	1	30
Nygal Russell	4-6	1-3	0-0	0/3	3	3	9	0	3	0	0	16
Darrious Agnew	1-3	0-0	0-0	0/1	1	3	2	0	3	0	0	12
TEAM				0/2	2							
Totals	27-50	7-24	5-8	8/25	33	20	66	13	22	0	12	200

DENVER (3-5)	FG	3P	FT	Q/D	REB	E	PTS	A	TO	B	S	M
Alperen Kurnaz, f	0-2	0-1	0-0	1/1	2	1	0	0	0	0	0	23
Robert Jones, f	5-9	0-0	2-8	4/4	8	3	12	0	4	0	3	34
Ade Murkey, g	6-8	0-0	3-4	1/3	4	1	15	1	3	0	2	25
Jase Townsend, g	6-13	1-6	0-0	2/3	5	4	13	2	4	0	0	33
Taelyr Gatlin, g	0-4	0-4	0-0	0/1	1	2	0	2	2	0	2	23
Roscoe Eastmond	3-8	0-2	0-0	0/0	0	1	6	2	5	0	2	24
Ray Kowalski	0-1	0-1	0-0	0/0	0	0	0	0	0	0	0	4
Joseph Lanzi	0-4	0-2	2-2	2/5	7	3	2	2	2	0	3	20
Tristan Green	0-2	0-0	0-0	0/0	0	1	0	0	0	1	0	8
Javonni Bickham	0-1	0-0	3-4	2/0	2	0	3	0	0	0	0	6
TEAM				2/1	3							
Totals	20-52	1-16	10-18	14/18	32	16	51	9	20	1	12	200

By Periods 1 2 Final
Southeast Missouri 29 37 66
Denver 20 31 51
FG Percentage: SEMO 54.0, DENVER 38.5 3-Point FG Percentage: SEMO 29.2, DENVER 6.3
FT Percentage: SEMO 62.5, DENVER 55.6

Box Score

SEMO (3-5)	FG	3P	FT	Q/D	REB	E	PTS	A	TO	B	S	M
Quatarrius Wilson, f	1-6	0-1	1-2	2/1	3	5	3	0	3	1	2	21
Sage Tolbert, f	4-6	0-1	6-8	3/6	9	3	14	2	3	2	0	27
Alex Caldwell, g	4-10	0-1	0-0	0/0	0	5	8	1	1	0	1	28
Skyler Hogan, g	5-13	1-2	0-0	1/6	7	0	11	0	0	0	0	32
DQ Nicholas, g	3-5	1-2	14-14	0/4	4	3	21	2	1	0	3	33
Jordan Love	1-1	0-0	0-0	0/0	0	0	2	0	0	0	0	4
Oscar Kao	0-1	0-0	0-0	0/0	0	0	0	0	2	0	0	9
Evan Morrison	0-1	0-1	0-0	0/0	0	0	0	0	0	0	1	5
Isaiah Gable	0-3	0-3	0-0	0/3	3	0	0	0	1	0	0	15
Nygal Russell	0-4	0-1	0-0	1/1	2	2	0	1	1	0	0	15
Darrious Agnew	1-4	0-1	3-4	0/2	2	1	5	0	1	0	0	11
TEAM				2/3	5							
Totals	19-54	2-13	24-28	9/26	35	19	64	6	14	3	7	200

ACU (3-5)	FG	3P	FT	Q/D	REB	E	PTS	A	TO	B	S	M
Joe Pleasant, f	7-9	2-2	2-4	2/6	8	0	18	0	5	0	1	31
Kolton Kohl, c	4-7	0-0	2-2	2/2	4	0	10	1	1	0	1	23
Damien Daniels, g	2-6	0-3	5-6	1/3	4	5	9	4	1	0	2	25
Payten Ricks, g	3-11	2-7	7-7	0/2	2	1	15	3	1	0	1	33
Coryon Mason, g	1-4	0-2	0-0	0/2	2	4	2	2	0	0	0	20
Reggie Miller	1-3	0-2	2-2	0/1	1	3	4	0	2	0	1	17
Airion Simmons	2-6	0-1	2-2	1/3	4	2	6	0	0	1	1	13
Tobias Cameron	0-0	0-0	0-0	0/0	0	0	0	0	0	0	0	1
Mahki Morris	1-3	0-0	0-0	1/1	2	1	2	0	0	0	0	7
Trey Lenox	1-1	1-1	0-0	0/4	4	2	3	1	1	0	0	17
Hayden Howell	0-1	0-0	0-0	0/1	1	0	0	0	1	1	0	3
Clay Gayman	1-5	0-1	2-4	0/3	3	2	4	0	1	0	1	10
TEAM				3/1	4							
Totals	23-56	5-19	22-27	10/29	39	20	73	11	14	2	8	200

By Periods 1 2 Final
Southeast Missouri 23 41 64
Abilene Christian 33 40 73
FG Percentage: SEMO 35.2, ACU 41.1 3-Point FG Percentage: SEMO 15.4, ACU 26.3
FT Percentage: SEMO 85.7, ACU 81.5 Attendance: 1982





2019-20 REVIEW

GAME SUMMARIES/BOX SCORES

GAME 9

SOUTHEAST MISSOURI 73 DRAKE 78

December 7, 2019 • Knapp Center • Des Moines, Iowa



DES MOINES, Iowa

Alex Caldwell scored 18 points and made a career-best six 3-pointers, and

Southeast Missouri went wire-to-wire in a close 78-73 loss to Drake.

SEMO and Drake, which met for the first time in 13 years, battled to nine ties and seven lead changes.

The Redhawks held an 11-point lead (52-41) with 17:16 remaining in the game when Drake came back to tie things up at 58-58.

It was no more than a two-possession game the rest of the way.

SEMO led by two points after Darrious Agnew made a layup at

the 8:54 mark and Caldwell nailed a 3-pointer with just under eight minutes to play.

Skyler Hogan then drilled a 3-pointer to regain a 73-72 edge for SEMO with 2:10 on the clock.

Drake answered Hogan's shot by scoring the final six points en route to victory.

SEMO had multiple chances in the last minute, but missed four field goals and three free throws in a span of 54 seconds. Two of those misses came from 3-point range in the final 19 seconds, one of which would have given the Redhawks the lead and the other which would have tied the game.

Caldwell was 6-of-11 from the field and 6-of-9 from downtown.

Box Score

SEMO (3-6)	FG	3P	FT	O/D	REB	E	PTS	A	TO	B	S	M
Sage Tolbert, f	4-7	0-1	9-14	3/3	6	2	17	1	4	0	1	34
Darrious Agnew, f	5-7	1-1	0-1	1/3	4	3	11	4	0	0	2	19
Alex Caldwell, g	6-11	6-9	0-1	0/3	3	1	18	1	6	1	0	36
Skyler Hogan, g	3-6	2-5	1-2	0/12	12	5	9	1	2	0	1	38
DQ Nicholas, g	3-11	0-2	1-3	1/4	5	1	7	3	3	0	2	34
Oscar Kao	0-0	0-0	2-2	0/0	0	1	2	2	0	0	1	4
Quatarrius Wilson	2-4	0-0	0-0	1/2	3	5	4	0	0	0	0	13
Isaiah Gable	2-3	1-1	0-0	0/0	0	3	5	0	0	0	0	14
Nygall Russell	0-1	0-0	0-0	0/2	2	1	0	0	1	0	0	8
TEAM					1/0	1			2			
Totals	25-50	10-19	13-23	7/29	36	22	73	12	18	1	7	200

DRAKE (8-2)	FG	3P	FT	O/D	REB	E	PTS	A	TO	B	S	M
Tremell Murphy, f	1-2	0-1	0-2	0/2	2	3	2	0	3	0	0	10
Liam Robbins, f	3-6	0-0	5-8	1/6	7	4	11	2	2	3	0	19
D.J. Wilkins, g	4-9	1-6	6-6	0/0	0	1	15	0	0	0	0	30
Anthony Murphy, g	5-11	2-6	2-2	0/0	0	2	14	0	0	0	0	29
Roman Penn, g	6-10	1-2	3-5	3/5	8	3	16	3	3	0	2	34
Garrett Sturtz	0-0	0-0	6-6	0/6	6	2	6	0	1	1	1	23
Antonio Pilipovic	0-3	0-3	0-1	0/2	2	2	0	1	1	0	2	20
Noah Thomas	4-6	1-2	2-4	0/2	2	2	11	2	0	1	4	24
Jonah Jackson	1-2	1-2	0-0	0/0	0	0	3	0	0	0	0	7
Joseph Yesufu	0-2	0-1	0-0	0/0	0	0	0	1	0	0	0	4
TEAM					1/1	2						
Totals	24-51	6-23	24-34	5/24	29	19	78	9	10	5	9	200

By Periods	1	2	Final
Southeast Missouri	43	30	73
Drake	37	41	78

FG Percentage: SEMO 50.0, DRAKE 47.1 3-Point FG Percentage: SEMO 52.6, DRAKE 26.1
FT Percentage: SEMO 56.5, DRAKE 70.6 Attendance: 2723

GAME 10

SOUTHEAST MISSOURI 50 YOUNGSTOWN STATE 65

December 15, 2019 • Beeghly Center • Youngstown, Ohio



YOUNGSTOWN, Ohio

Darrious Agnew scored 17 points and Isaiah Gable added 10 as

Southeast Missouri suffered a 65-50 loss to Horizon League member Youngstown State.

SEMO simply couldn't get anything going against YSU which held a 38-24 advantage inside the paint.

The Redhawks led for only 1:26 of the game and pulled ahead by four early on Skyler Hogan's 3-pointer.

Tied, 6-6, YSU used a 17-3 run to open a double-digit lead. SEMO went 1-of-10 from the field and turned the ball over four times in

that stretch.

Gable led SEMO with nine points off the bench in the first half, all from 3-point range. He made the Redhawks only field goal during the Penguins lengthy run.

SEMO trailed by as many as 22 points with 14:41 remaining in the second half.

In addition to his 10 points off the bench, Gable pulled down six rebounds in the return to his home state.

SEMO shot just 33.9 percent (20-of-59) from the field to YSU's 51 percent (26-of-51) percent clip.

Agnew netted 13 of his points in the second half. He shot 8-of-14 from the field, had six rebounds, collected two steals and added one assist.

Box Score

SEMO (3-7)	FG	3P	FT	O/D	REB	E	PTS	A	TO	B	S	M
Sage Tolbert, f	0-3	0-0	0-0	2/2	4	1	0	1	3	0	1	20
Darrious Agnew, f	8-14	0-1	1-3	2/4	6	3	17	1	2	0	2	20
Alex Caldwell, g	0-6	0-3	0-0	0/1	1	1	0	4	4	0	0	28
Skyler Hogan, g	3-8	3-6	0-0	2/4	6	1	9	2	1	0	1	34
DQ Nicholas, g	2-7	1-2	0-2	0/1	1	3	5	0	1	0	0	19
Jordan Love	0-4	0-2	1-4	0/1	1	0	1	0	0	0	1	12
Oscar Kao	3-9	0-1	0-1	1/1	2	2	6	2	1	0	1	27
Quatarrius Wilson	1-4	0-0	0-2	1/2	3	3	2	0	0	0	0	16
Isaiah Gable	3-4	3-4	1-2	1/5	6	3	10	2	1	0	0	24
TEAM					4/2	6			1			
Totals	20-59	7-19	3-14	13/23	36	17	50	12	14	0	6	200

YSU (6-5)	FG	3P	FT	O/D	REB	E	PTS	A	TO	B	S	M
Michael Akuckie, f	3-8	1-6	0-0	3/7	10	3	7	1	3	1	2	25
Naz Bohannon, f	6-7	1-1	1-1	2/7	9	3	14	0	2	0	0	32
Darius Quisenberry, g	4-8	1-4	3-4	1/4	5	1	12	4	4	1	1	24
Donel Cathcart, g	2-4	1-2	0-0	0/1	1	0	5	2	1	0	0	25
Garrett Covington, g	3-5	0-1	1-2	0/2	2	0	7	1	0	0	0	27
Tyler Foster	1-3	0-0	0-2	0/2	2	2	2	0	0	0	1	9
Jamir Thomas	4-5	0-0	0-1	0/4	4	5	8	0	3	2	1	14
Jelani Simmons	1-4	0-1	0-0	1/0	1	0	2	2	0	0	0	12
Christian Bentley	1-3	0-0	2-3	0/0	0	1	4	1	1	0	0	11
Devin Morgan	1-4	1-3	1-2	0/5	5	1	4	3	2	0	1	21
TEAM					0/1	1						
Totals	26-51	5-18	8-15	7/33	40	16	65	14	16	4	6	200

By Periods	1	2	Final
Southeast Missouri	24	26	50
Youngstown State	38	27	65

FG Percentage: SEMO 33.9, YSU 51.0 3-Point FG Percentage: SEMO 36.8, YSU 27.8
FT Percentage: SEMO 21.4, YSU 53.3 Attendance: 1243





GAME 11

SOUTHEAST MISSOURI 48 #5 OHIO STATE 80

December 17, 2019 • Value City Arena • Columbus, Ohio



COLUMBUS, Ohio
Southeast Missouri shot a season-low 26.7 percent in an 80-48 loss to #5

Ohio State.

OSU, the highest ranked opponent SEMO has faced, limited the Redhawks to 16-of-60 field goals and 4-of-19 (.211) from 3-point range.

SEMO started the game strong by forcing 13 turnovers in the first half, including 11 in the opening nine minutes of the contest.

The Redhawks managed to get ahead of the Buckeyes, 16-12, when Ohio native Isaiah Gable buried a 3-pointer with 9:39 remaining.

After that, SEMO hit a cold spell and OSU took advantage.

The Redhawks went over eight minutes (8:06) without a field goal and OSU went on a 13-1 run to take a 25-17 lead. SEMO missed 11 of its last 13 field goals in the first half and trailed, 35-26, at the break.

SEMO's shooting woes continued in the second half, where the Redhawks missed 14 of their first 15 shots. OSU again capitalized, this time with a 24-4 run to blow the game open.

OSU turned the ball over 21 times, but SEMO scored just three points off those miscues.

DQ Nicholas and Gable each scored 10 points to lead the Redhawks.

GAME 12

SOUTHEAST MISSOURI 45 SOUTHERN ILLINOIS 64

December 21, 2019 • Banterra Center • Carbondale, Ill.



CARBONDALE, Ill.
Southern Illinois erased a 10-point deficit with a 26-0 run and never

turned back in a 64-45 win over Southeast Missouri.

Longtime rivals SEMO and SIU met for the 117th time with the Salukis winning for the 15th time in the last 18 matchups between the teams.

SEMO started well out of the gate with a 12-2 run in the first six minutes of the contest. Alex Caldwell and Skyler Hogan each buried 3-pointers, and Darrius Agnew scored two baskets in the paint to grab the Redhawks their double-digit lead.

SEMO instantly went cold after that missing its next 13 field goals and going scoreless for 11:21. SIU cashed in with a 26-0 run to open a 28-12 lead and later headed into the locker room ahead, 32-20.

Things didn't get much better for SEMO in the second half where it shot just 18 percent (2-of-12) over the first 8:08.

SIU led by as many as 22 points before closing out its victory.

Hogan led the Redhawks with 15 points and seven rebounds. Agnew followed with 10 points.

SEMO completed its rugged eight-game road stretch (which began on Nov. 27) with a 1-7 record.

Box Score

SEMO (3-8)	FG	3P	FT	Q/D	REB	E	PTS	A	TO	B	S	M
Sage Tolbert, f	1-7	0-0	1-2	3/3	6	2	3	0	2	0	1	22
Darrius Agnew, f	2-4	0-1	0-0	0/1	1	4	4	0	3	0	0	15
Alex Caldwell, g	1-9	0-4	0-0	1/1	2	2	2	0	1	0	1	24
Skyler Hogan, g	0-8	0-4	2-2	1/1	2	0	2	1	1	0	0	32
DQ Nicholas, g	3-6	0-1	4-5	1/2	3	0	10	1	1	0	0	32
Jordan Love	0-1	0-0	0-0	0/1	1	0	0	0	0	0	0	5
Oscar Kao	3-13	1-4	2-2	0/2	2	2	9	0	0	0	1	24
Quatarrius Wilson	1-3	0-0	3-3	1/2	3	3	5	2	1	0	0	19
Evan Morrison	1-1	1-1	0-0	0/0	0	0	3	0	0	0	0	3
Isaiah Gable	4-8	2-4	0-0	0/0	0	4	10	0	1	0	0	21
Nygal Russell	0-0	0-0	0-0	0/1	1	0	0	1	1	0	0	3
TEAM				1/3	4				1			
Totals	16-60	4-19	12-14	8/17	25	17	48	5	12	0	3	200

OSU (10-1)	FG	3P	FT	Q/D	REB	E	PTS	A	TO	B	S	M
Andre Wesson, f	5-7	3-5	1-1	0/2	2	0	14	3	3	0	0	27
Kyle Young, f	4-4	1-1	1-2	0/9	9	1	10	1	1	0	1	21
Kaleb Wesson, f	6-8	3-4	3-4	2/8	10	4	18	2	5	2	0	27
Luther Muhammad, g	1-3	1-3	0-0	0/0	0	3	3	2	1	0	0	17
CJ Walker, g	2-3	2-3	1-2	0/2	2	1	7	6	5	0	1	26
Alonzo Gaffney	3-6	0-2	0-0	0/3	3	2	6	1	1	1	0	12
D.J. Carton	4-9	2-5	0-0	1/4	5	4	10	5	2	0	0	23
Justin Ahrens	1-3	1-3	0-0	1/0	1	0	3	2	0	1	0	19
Ibrahima Diallo	0-1	0-0	0-0	1/1	2	0	0	0	1	0	0	3
E.J. Liddell	4-6	0-0	1-3	0/5	5	1	9	0	1	2	1	21
Danny Hummer	0-1	0-1	0-0	0/0	0	0	0	1	0	0	1	3
Harrison Hookfin	0-0	0-0	0-0	0/0	0	0	0	0	0	0	0	1
TEAM				2/3	5				1			
Totals	30-51	13-27	7-12	7/37	44	16	80	23	21	6	4	200

By Periods 1 2 Final
Southeast Missouri 26 22 48
Ohio State 35 45 80
FG Percentage: SEMO 26.7, OSU 58.8 3-Point FG Percentage: SEMO 21.1, OSU 48.1
FT Percentage: SEMO 85.7, OSU 58.3 Attendance: 13177

Box Score

SEMO (3-9)	FG	3P	FT	Q/D	REB	E	PTS	A	TO	B	S	M
Sage Tolbert, f	1-5	0-0	0-0	3/3	6	3	2	1	1	0	1	29
Darrius Agnew, f	2-7	0-1	0-0	2/2	4	1	4	0	3	0	0	19
Alex Caldwell, g	3-7	2-3	2-2	0/0	0	2	10	1	3	0	1	29
Skyler Hogan, g	5-10	2-4	3-4	1/6	7	2	15	1	1	0	1	34
DQ Nicholas, g	2-6	1-3	0-0	0/2	2	0	5	2	1	1	0	26
Jordan Love	0-0	0-0	0-0	0/3	3	1	0	0	1	0	0	6
Oscar Kao	1-3	0-0	0-0	0/0	0	0	2	1	3	0	0	15
Quatarrius Wilson	1-5	0-1	0-2	3/4	7	3	2	0	1	0	0	17
Isaiah Gable	0-3	0-2	0-0	0/0	0	2	0	0	0	0	0	15
Nygal Russell	2-5	0-1	1-2	1/2	3	1	5	1	1	0	2	10
TEAM				0/0	0							
Totals	17-51	5-15	6-10	10/22	32	15	45	7	15	1	5	200

SIU (6-7)	FG	3P	FT	Q/D	REB	E	PTS	A	TO	B	S	M
Marcus Domask, f	4-7	2-4	4-4	0/5	5	0	14	3	1	0	0	32
Barret Benson, c	3-6	0-1	0-1	4/5	9	3	6	2	5	1	0	22
Ronnie Suggs, g	0-4	0-2	0-0	1/4	5	1	0	1	0	0	0	25
Eric McGill, g	4-11	2-5	0-0	1/3	4	0	10	5	1	0	1	30
Lance Jones, g	4-7	0-0	4-6	2/2	4	4	12	4	1	0	2	24
Karrington Davis	5-6	2-2	0-1	0/1	1	1	12	0	0	0	1	14
Sekou Dembele	0-1	0-0	0-0	2/3	5	2	0	0	0	0	1	14
Will Keller	1-1	0-0	0-0	1/0	1	0	2	0	0	0	0	1
Harwin Francois	2-5	2-5	2-2	0/1	1	2	8	0	0	0	0	15
Trent Brown	0-4	0-2	0-0	0/1	1	2	0	1	0	0	1	19
Brendon Gooch	0-2	0-2	0-0	0/0	0	0	0	0	0	0	0	2
Stevan Jeremic	0-0	0-0	0-0	0/0	0	1	0	0	0	0	0	2
TEAM				0/1	1				2			
Totals	23-54	8-23	10-14	11/26	37	16	64	16	10	1	6	200

By Periods 1 2 Final
Southeast Missouri 20 25 45
Southern Illinois 32 32 64
FG Percentage: SEMO 33.3, SIU 42.6 3-Point FG Percentage: SEMO 33.3, SIU 34.8
FT Percentage: SEMO 60.0, SIU 71.4 Attendance: 4293





2019-20 REVIEW

GAME SUMMARIES/BOX SCORES

**GAME
13**

MISSOURI BAPTIST 59 SOUTHEAST MISSOURI 74

December 29, 2019 • Show Me Center • Cape Girardeau, Mo.



CAPE GIRARDEAU, Mo.
Alex Caldwell scored 15 points and Sage Tolbert added a

double-double 11 points and 11 rebounds to lead Southeast Missouri to a 74-59 win over Missouri Baptist.

SEMO snapped a five-game losing streak and picked up its third win at home.

The Redhawks led for all but 6:38 of the contest in its first home game in over a month.

After missing eight of its first nine field goals of the game, SEMO used a 12-0 run to take a 15-5 lead with 9:52 remaining in the first half.

Quatarrius Wilson made a pair of free throws to tie the game before Caldwell scored the next five points. Nygal Russell threw down a dunk before DQ Nicholas made three free throws after he was fouled when shooting a 3-pointer.

SEMO built its biggest lead of the game to 26 (67-41) when Jordan Love scored on a dunk off of a Caldwell steal.

The Redhawks limited MBU to just 1-of-14 (7.1 pct.) from 3-point range and kept the Spartans under 40 percent (39.7) from the field. SEMO also held MBU under 30 points for the first 28:12 of the game.

Caldwell shot 6-of-9 from the field and knocked down three 3-pointers.

Box Score

MBU (7-5)	FG	3P	FT	O/D	REB	E	PTS	A	TO	B	S	M
Aumonie Armond, f	4-8	0-2	0-1	2/6	8	3	8	0	0	0	0	28
Christian Backa, f	2-5	0-0	1-2	0/4	4	4	5	0	0	1	0	28
Jahmouri Robinson, g	8-19	1-5	7-8	0/5	5	2	24	3	3	0	0	38
Brendon Hardy, g	1-8	0-4	0-0	0/1	1	0	2	1	1	0	1	26
John Yaeger, g	8-12	0-0	0-0	1/7	8	4	16	1	3	0	2	31
Austin Jackson	0-0	0-0	0-0	0/1	1	1	0	0	1	0	0	5
Gerald Moore	1-5	0-1	0-0	1/1	2	2	2	1	0	0	0	17
Hasaan DeCarolis	1-5	0-1	0-0	0/1	1	0	2	2	1	0	1	18
Naod Rezene	0-1	0-1	0-0	0/0	0	1	0	2	0	0	0	9
TEAM				3/4	7							
Totals	25-63	1-14	8-11	7/30	37	17	59	10	9	1	4	200

SEMO (4-9)	FG	3P	FT	O/D	REB	E	PTS	A	TO	B	S	M
Sage Tolbert, f	5-10	0-0	1-2	2/9	11	3	11	1	2	2	0	30
Darrius Agnew, f	0-0	0-0	0-0	0/0	0	0	0	0	0	0	0	3
Alex Caldwell, g	6-9	3-6	0-0	0/1	1	1	15	5	0	1	3	28
Skyler Hogan, g	2-7	2-5	2-2	0/4	4	0	8	2	2	0	2	29
DQ Nicholas, g	1-5	0-2	3-4	0/2	2	4	5	0	2	1	0	24
Khalil Cuffee	3-8	0-5	4-5	0/2	2	1	10	2	1	0	0	17
Jordan Love	2-5	0-1	0-0	0/2	2	1	4	0	0	0	0	14
Oscar Kao	0-0	0-0	0-0	0/0	0	0	0	0	1	0	0	2
Quatarrius Wilson	1-2	0-0	4-8	1/4	5	1	6	1	1	0	0	23
Evan Morrison	1-3	1-2	0-0	0/1	1	0	3	0	0	0	0	7
Nygal Russell	4-7	0-1	4-6	2/4	6	3	12	6	2	0	1	23
TEAM				2/4	6							
Totals	25-56	6-22	18-27	7/33	40	14	74	17	11	4	6	200

By Periods	1	2	Final
Missouri Baptist	23	36	59
Southeast Missouri	30	44	74

FG Percentage: MBU 39.7, SEMO 44.6 3-Point FG Percentage: MBU 7.1, SEMO 27.3
FT Percentage: MBU 72.7, SEMO 66.7 Attendance: 1001

**GAME
14**

SOUTHEAST MISSOURI 63 AUSTIN PEAY 78

January 2, 2020 • Dunn Center • Clarksville, Tenn.



CLARKSVILLE, Tenn.
Ohio Valley Conference Player of the Year

Terry Taylor had a double-double 22 points and 11 rebounds, and OVC Freshman of the Year Jordyn Adams added 22 points to lead Austin Peay to a 78-63 win over Southeast Missouri.

SEMO dropped its sixth-straight game in its series against APSU.

Alex Caldwell gave the Redhawks their only lead of the game when he knocked down a 3-pointer on SEMO's first possession 40 seconds into the contest.

After Sage Tolbert made a layup to cut APSU's lead to 27-22, the

Redhawks did not make another field goal for the final 8:04 of the first half.

SEMO shot much better in the second half making 59.3 percent (16-of-27) of its shots. The Redhawks also outscored the Governors, 39-37, in the game's final 20 minutes, but it wasn't enough.

Caldwell topped SEMO with 12 points. He shot 5-of-10 from the field and drained a pair of 3-pointers.

Skyler Hogan and DQ Nicholas followed close behind with 11 points each.

SEMO fell to 10-19 all-time in OVC openers.

Box Score

SEMO (4-10, 0-1)	FG	3P	FT	O/D	REB	E	PTS	A	TO	B	S	M
Quatarrius Wilson, f	2-2	0-0	0-0	2/1	3	4	4	2	4	0	0	21
Sage Tolbert, f	3-5	0-0	2-3	1/3	4	2	8	0	2	2	3	32
Alex Caldwell, g	5-10	2-5	0-0	0/0	0	2	12	2	1	1	1	26
Skyler Hogan, g	3-11	2-6	3-3	0/2	2	1	11	2	1	0	0	33
Nygal Russell, g	2-6	0-0	0-0	0/3	3	1	4	1	0	0	0	19
Khalil Cuffee	2-4	0-1	1-2	0/1	1	3	5	0	1	0	0	7
Jordan Love	0-1	0-0	0-0	0/1	1	1	0	1	1	0	0	9
Oscar Kao	1-4	1-3	0-0	0/1	1	3	3	2	1	0	0	11
DQ Nicholas	4-7	1-2	2-2	0/1	1	1	11	2	0	0	2	22
Evan Morrison	0-0	0-0	0-0	0/0	0	0	0	0	0	0	0	2
Isaiah Gable	2-4	1-2	0-0	1/0	1	2	5	0	0	0	0	18
TEAM				2/2	4							
Totals	54	7-19	8-10	6/15	21	20	63	12	11	3	6	200

APSU (7-7, 1-0)	FG	3P	FT	O/D	REB	E	PTS	A	TO	B	S	M
Eli Abaev, f	1-2	0-0	2-3	3/2	5	3	4	2	1	1	0	28
Terry Taylor, f	8-16	4-7	2-2	3/8	11	1	22	3	1	2	1	31
Carlos Paez, g	5-6	3-4	0-0	0/2	2	3	13	3	0	0	0	26
Antwan Butler, g	2-7	0-0	0-0	1/2	3	2	4	6	2	0	1	24
Jordyn Adams, g	8-12	3-4	3-7	1/5	6	1	22	3	4	1	1	37
Evan Hinson	1-3	0-1	2-2	0/3	3	1	4	0	2	0	0	17
Pavle Djuricic	1-2	0-1	2-2	0/0	0	1	4	0	0	0	0	8
Sita Conteh	1-4	1-4	0-0	0/2	2	1	3	0	0	0	0	10
Alec Woodard	0-2	0-1	2-2	3/2	5	0	2	0	0	0	0	23
Sam DeVault	0-1	0-1	0-0	0/0	0	0	0	0	0	0	0	2
TEAM				4/0	4							
Totals	27-55	11-23	13-18	15/26	41	13	78	17	12	4	3	200

By Periods 1 2 Final
Southeast Missouri 24 39 63
Austin Peay 41 37 78
FG Percentage: SEMO 44.4, APSU 49.1 3-Point FG Percentage: SEMO 36.8, APSU 47.8
FT Percentage: SEMO 80.0, APSU 72.2 Attendance: 917





GAME 15

SOUTHEAST MISSOURI 59 MURRAY STATE 81

January 4, 2020 • CFSB Center • Murray, Ky.



MURRAY, Ky.

Alex Caldwell pitched in 18 points and Southeast Missouri fell to rival Murray State by a

score of 81-59.

SEMO scored on its first three possessions of the game to take an early 7-2 lead.

Moments after Skyler Hogan's 3-pointer pushed the Redhawks lead to 18-12, MSU answered by making six-straight field goals.

KJ Williams' dunk put the Racers ahead, 21-20, and MSU later extended its lead to seven on a jumper by Williams at the 5:55 mark in the first half.

Davin Gilmore's dunk off his own

missed shot sent the Racers into the locker room with a 42-33 lead.

MSU pulled away from SEMO when it started the second half on a 12-3 run. The Redhawks went scoreless for over three minutes while the Racers built a 54-36 lead.

Isaiah Gable and Quatarrius Wilson joined Caldwell with double figures in the scoring column. Gable had 11 points and Wilson chipped in 10.

MSU outrebounded SEMO, 39-25, and had more defensive rebounds (27) than the Redhawks had total rebounds.

The Racers also scored 54 points inside the paint and held a +21 margin (34-13) in bench points.

GAME 16

BELMONT 89 SOUTHEAST MISSOURI 64

January 9, 2020 • Show Me Center • Cape Girardeau, Mo.



CAPE GIRARDEAU, Mo.

Belmont shot 78.6 percent in the second half en route to an 89-64 win over Southeast Missouri.

Belmont had a four-point lead at halftime before going on a 12-2 run to begin its scorching second half. The Bruins scored the first nine points of the final stanza.

The Bruins made 22-of-28 field goals with 14 of their makes coming on layups in the second half. Belmont outscored SEMO, 49-28, in the final 20 minutes.

Quatarrius Wilson scored 10 points in 10 minutes of action in the first half. Wilson scored six of

his points in a period of 2:16 and put the Redhawks ahead, 17-16, at the 11:43 mark in the first half. That would be SEMO's only lead in the opening 20 minutes.

SEMO shot 42.9 percent (24-of-56) from the field.

Oscar Kao led the Redhawks with 15 points as one of four double-digit scorers. Wilson, Sage Tolbert (11) and Alex Caldwell (11) were the others.

Belmont, meanwhile, finished shooting 62.3 percent (38-of-61) from the floor and made nine 3-pointers. The Bruins assisted 27 of their 38 made field goals.

Box Score

SEMO (4-11, 0-2)	FG	3P	FT	Q/D	REB	E	PTS	A	TO	B	S	M
Quatarrius Wilson, f	4-8	0-0	2-4	3/0	3	3	10	0	0	0	1	20
Sage Tolbert, f	3-5	0-0	3-6	3/2	5	3	9	0	1	1	0	23
Alex Caldwell, g	8-15	2-6	0-0	1/1	2	2	18	3	1	1	2	33
Skyler Hogan, g	2-6	1-3	0-0	1/5	6	3	5	0	1	0	0	29
Oscar Kao, g	1-6	0-1	2-2	0/2	2	3	4	1	0	0	0	18
Khalil Cuffee	0-2	0-2	0-0	0/0	0	0	0	0	0	1	0	8
Jordan Love	0-3	0-0	0-0	1/0	1	0	0	0	1	0	0	12
DQ Nicholas	1-5	0-1	0-0	1/0	1	2	2	1	2	1	0	26
Evan Morrison	0-0	0-0	0-0	0/0	0	0	0	0	0	0	0	2
Isaiah Gable	4-9	1-4	2-2	1/2	3	1	11	1	1	1	0	29
TEAM				2/0	2							
Totals	23-59	4-17	9-14	13/12	25	17	59	6	7	5	3	200

MUR (9-5, 2-0)	FG	3P	FT	Q/D	REB	E	PTS	A	TO	B	S	M
Demond Robinson, f	2-3	0-0	0-2	1/1	2	0	4	0	0	0	0	12
Anthony Smith, f	6-7	0-0	4-5	4/2	6	4	16	0	3	0	1	17
DaQuan Smith, g	2-4	1-1	2-2	1/4	5	1	7	3	2	0	0	23
Tevin Brown, g	4-8	1-3	4-5	0/7	7	1	13	4	1	1	0	38
Jaiveon Eaves, g	3-8	1-4	0-0	0/2	2	1	7	0	0	0	1	29
Chico Carter, Jr.	0-4	0-0	2-2	0/1	1	1	2	3	1	0	0	17
Noah Kamba	0-0	0-0	0-0	0/0	0	0	0	0	0	0	0	2
Devin Gilmore	7-7	0-0	0-0	2/5	7	4	14	1	0	0	1	23
KJ Williams	8-12	1-4	1-1	3/4	7	2	18	4	4	1	1	28
Rodriguez Thomas	0-0	0-0	0-0	0/1	1	1	0	0	0	0	0	2
Jason Holliday	0-0	0-0	0-0	1/0	1	3	0	0	0	0	0	9
TEAM				0/0	0							
Totals	32-53	4-14	13-17	12/27	39	18	81	15	11	2	4	200

By Periods 1 2 Final
Southeast Missouri 33 26 59
Murray State 42 39 81

FG Percentage: SEMO 39.0, MUR 60.4 3-Point FG Percentage: SEMO 23.5, MUR 28.6

FT Percentage: SEMO 64.3, MUR 76.5 Attendance: 4125

Box Score

BEL (11-5, 2-1)	FG	3P	FT	Q/D	REB	E	PTS	A	TO	B	S	M
Tyler Scanlon, f	8-11	3-5	2-2	0/4	4	2	21	3	0	0	1	31
Nick Muszynski, c	7-14	0-0	0-0	1/3	4	0	14	2	1	1	0	24
Grayson Murphy, g	3-3	0-0	1-1	0/3	3	1	7	9	0	0	1	28
Adam Kunkel, g	6-12	2-6	0-0	0/4	4	2	14	8	3	0	1	29
Michael Benkert, g	1-2	0-1	0-0	1/4	5	1	2	1	0	0	0	16
Mitch Listau	0-1	0-0	0-0	0/1	1	1	0	1	0	0	0	11
Garrett Suedekum	0-0	0-0	0-0	0/0	0	1	0	0	0	0	0	4
Caleb Hollander	6-7	1-1	0-0	0/3	3	2	13	0	1	0	0	12
EJ Bellinger	2-3	0-1	0-0	0/2	2	1	4	2	2	0	0	8
Nick Hopkins	2-4	2-4	0-0	0/1	1	1	6	1	1	0	1	10
Tate Pierson	0-0	0-0	0-0	0/0	0	1	0	0	0	0	0	7
Ben Sheppard	1-1	1-1	0-0	0/0	0	1	3	0	0	0	0	9
Seth Adelsperger	2-3	0-0	1-3	2/0	2	1	5	0	1	1	0	11
TEAM				1/1	2							
Totals	38-61	9-19	4-6	5/26	31	15	89	27	9	2	4	200

SEMO (4-12, 0-3)	FG	3P	FT	Q/D	REB	E	PTS	A	TO	B	S	M
Quatarrius Wilson, f	5-10	0-1	0-0	3/2	5	2	10	1	2	0	0	22
Sage Tolbert, f	4-6	0-0	3-4	3/2	5	2	11	2	3	1	1	27
Skyler Hogan, g	1-6	0-2	0-0	1/2	3	0	2	0	0	1	0	24
Oscar Kao, g	5-10	1-2	4-4	0/5	5	4	15	4	1	0	0	31
DQ Nicholas, g	2-6	0-2	4-4	0/5	5	0	8	0	1	0	0	32
Alex Caldwell	5-9	0-3	1-2	1/0	1	1	11	0	2	1	0	22
Khalil Cuffee	0-2	0-2	0-0	0/0	0	0	0	1	0	0	0	4
Jordan Love	1-1	0-0	2-2	0/0	0	0	4	0	0	0	1	11
Evan Morrison	0-2	0-2	0-0	0/0	0	1	0	0	1	0	0	12
Isaiah Gable	1-4	1-4	0-0	0/2	2	2	3	0	1	0	1	15
TEAM				0/1	1							
Totals	24-56	2-18	14-16	8/19	27	12	64	8	11	3	3	200

By Periods 1 2 Final
Belmont 40 49 89
Southeast Missouri 36 28 64

FG Percentage: BEL 62.3, SEMO 42.9 3-Point FG Percentage: BEL 47.4, 11.1

FT Percentage: BEL 66.7, SEMO 87.5 Attendance: 1097





2019-20 REVIEW

GAME SUMMARIES/BOX SCORES

GAME
17

TENNESSEE STATE 75 SOUTHEAST MISSOURI 73

January 11, 2020 • Show Me Center • Cape Girardeau, Mo.



CAPE GIRARDEAU, Mo.

Carlos Marshall scored a game-high 21 points and made the game-winning

layup with six seconds left to give Tennessee State a 75-73 victory over Southeast Missouri.

TSU wiped out a 16-point deficit and took a 73-71 lead on a Michael Littlejohn 3-pointer with 2:28 remaining.

Skyler Hogan made two free throws to tie the game with a little under two minutes to play.

Littlejohn then missed a 3-pointer, but Marshall grabbed the rebound and made a layup to regain the lead for the Tigers.

SEMO didn't get a shot off in the final six seconds and TSU escaped.

The Redhawks, who led for 33:15, didn't make a field goal in the last 9:30 of the game.

SEMO put together a tremendous first half on both ends of the court.

The Redhawks heated up to shoot 51.5 percent (17-of-33) from the field and had eight players score.

DQ Nicholas led SEMO with 16 points on 7-of-11 field goals. Alex Caldwell scored 15 points off the bench and Quatarrius Wilson had nine points and eight rebounds.

For the game, the Redhawks shot 47.2 percent (25-of-53) and made eight 3-pointers. SEMO outrebounded TSU, 33-30, as well.

GAME
18

AUSTIN PEAY 84 SOUTHEAST MISSOURI 59

January 16, 2020 • Show Me Center • Cape Girardeau, Mo.



CAPE GIRARDEAU, Mo.

Southeast Missouri fell into a deep hole early and couldn't

recover in an 84-59

loss to Austin Peay. SEMO hit another long scoreless drought in the first half that led to APSU building a 40-21 halftime lead.

The Governors used a 25-3 run and scored 17 unanswered points when the Redhawks didn't score for over nine minutes. Shots just wouldn't go down for SEMO, which missed 13 field goals in that stretch.

Unfortunately for the Redhawks, APSU didn't cool off much in the second half. The Governors shot 56.7 percent (17-of-30) from the

floor in the second half and 59.3 percent (32-of-54) for the game.

DQ Nicholas led all SEMO scorers with 16 points and Nygal Russell added 12 off the bench. The Redhawks, like APSU, shot over 54 percent (54.6) with five 3-pointers in the second half.

The Governors outrebounded SEMO, 36-29, and held a 42-18 advantage inside the paint.

APSU completed a two-games sweep of SEMO in the first three weeks of the conference season.

Box Score

TSU (11-6, 3-1)	FG	3P	FT	O/D	REB	E	PTS	A	TO	B	S	M
Shakem Johnson, f	2-4	0-0	4-4	3/4	7	3	8	2	1	0	2	25
Jylan Washington, f	3-4	2-2	0-0	0/2	2	3	8	1	1	0	2	25
Mark Freeman, g	0-5	0-2	4-4	0/5	5	1	4	3	3	0	1	32
Michael Littlejohn, g	6-14	5-10	2-2	1/3	4	0	19	4	1	0	1	30
Wesley Harris, g	2-5	1-3	0-0	0/1	1	4	5	1	3	0	1	24
Carlos Marshall Jr.	8-14	1-3	4-5	1/1	2	2	21	0	2	0	1	33
Jon Brown	2-4	0-0	0-0	1/1	2	1	4	0	2	1	0	8
Emmanuel Egbuta	0-1	0-1	0-2	0/0	0	1	0	0	0	0	0	3
Ravel Moody	0-1	0-0	0-0	0/1	1	1	0	0	0	0	0	6
Ben Kone	3-5	0-0	0-0	3/0	3	1	6	1	1	3	0	14
TEAM				0/3	3							
Totals	26-57	9-21	14-17	9/21	30	17	75	12	14	4	8	200

SEMO (4-13, 0-4)	FG	3P	FT	O/D	REB	E	PTS	A	TO	B	S	M
Quatarrius Wilson, f	3-6	0-0	3-5	3/5	8	4	9	1	2	0	1	25
Sage Tolbert, f	2-5	0-1	5-6	3/3	6	1	9	2	2	1	0	28
Skyler Hogan, g	1-4	1-3	2-2	0/2	2	3	5	0	0	0	0	23
Oscar Kao, g	1-2	0-0	0-0	1/0	1	2	2	0	4	0	0	10
DQ Nicholas, g	7-11	2-4	0-0	0/5	5	2	16	2	3	0	1	31
Alex Caldwell	5-11	2-5	3-3	1/0	1	1	15	3	2	1	0	28
Jordan Love	3-7	0-1	2-4	1/3	4	2	8	2	1	0	0	26
Isaiah Gable	3-7	3-7	0-1	0/3	3	0	9	1	2	0	1	26
Nygal Russell	0-0	0-0	0-0	0/0	0	0	0	0	0	0	0	3
TEAM				1/2	3							
Totals	25-53	8-21	15-21	10/23	33	15	73	11	16	2	3	200
By Periods	1	2	Final									
Tennessee State	36	39	75									
Southeast Missouri	44	29	73									

FG Percentage: TSU 45.6, SEMO 47.2 3-Point FG Percentage: TSU 42.9, SEMO 38.1

FT Percentage: TSU 82.4, SEMO 71.4 Attendance: 1012

Box Score

APSU (11-7, 5-0)	FG	3P	FT	O/D	REB	E	PTS	A	TO	B	S	M
Eli Abae, f	0-1	0-0	0-0	0/4	4	5	0	0	1	0	0	10
Terry Taylor, f	9-15	0-2	6-8	3/6	9	3	24	4	3	1	1	30
Carlos Paez, g	5-7	1-2	4-6	1/2	3	2	15	8	1	0	0	32
Antwan Butler, g	1-2	0-0	0-0	0/0	0	3	2	2	2	0	1	10
Jordyn Adams, g	4-7	2-3	1-2	1/2	3	1	11	4	2	0	1	29
Evan Hinson	3-6	2-4	0-0	0/1	1	1	8	2	0	0	0	18
Codey Bates	0-0	0-0	1-2	0/0	0	0	1	1	0	0	0	5
Pavle Djuricic	0-2	0-1	0-0	0/3	3	0	0	0	2	0	0	9
Sita Conteh	4-7	0-1	0-0	3/3	6	2	8	1	1	1	0	22
Alec Woodard	3-3	3-3	0-0	0/3	3	3	9	0	0	0	0	21
Matheus Silveira	3-4	0-0	0-0	0/0	0	2	6	0	0	1	0	6
Sam DeVault	0-0	0-0	0-0	0/0	0	0	0	0	0	0	0	7
TEAM				1/3	4							
Totals	32-54	8-16	12-18	9/27	36	22	84	22	13	3	3	200

SEMO (4-14, 0-5)	FG	3P	FT	O/D	REB	E	PTS	A	TO	B	S	M
Quatarrius Wilson, f	1-2	0-0	3-6	2/2	4	4	5	0	3	1	0	15
Sage Tolbert, f	2-3	0-1	0-2	2/1	3	3	4	1	2	0	0	26
Alex Caldwell, g	1-5	1-2	0-2	1/2	3	2	3	1	4	0	0	24
Skyler Hogan, g	3-8	0-3	1-2	0/4	4	2	7	1	0	0	1	23
DQ Nicholas, g	6-12	2-3	2-2	0/1	1	1	16	4	1	0	0	32
Khalil Cuffee	2-2	1-1	0-0	0/0	0	0	5	2	0	0	0	3
Jordan Love	1-5	1-2	2-2	2/0	2	1	5	5	0	1	0	24
Evan Morrison	0-0	0-0	0-0	0/0	0	0	0	0	0	0	0	4
Isaiah Gable	1-4	0-2	0-0	0/3	3	2	2	0	1	0	0	23
Nygal Russell	4-10	3-5	1-2	1/3	4	3	12	2	1	0	1	19
Darrius Agnew	0-1	0-0	0-1	0/0	0	1	0	1	0	0	0	7
TEAM				3/2	5							
Totals	21-52	8-19	9-19	11/18	29	19	59	17	12	2	2	200
By Periods	1	2	Final									
Austin Peay	40	44	84									
Southeast Missouri	21	38	59									

FG Percentage: APSU 59.3, SEMO 40.4 3-Point FG Percentage: APSU 50.0, SEMO 42.1

FT Percentage: APSU 66.7, SEMO 47.4 Attendance: 989





GAME 19

MURRAY STATE 96 SOUTHEAST MISSOURI 91 OT

January 18, 2020 • Show Me Center • Cape Girardeau, Mo.



CAPE GIRARDEAU, Mo.

Southeast Missouri put together its best performance of the season in a

close 96-91 overtime loss to rival Murray State.

SEMO and MSU exchanged leads nine times and combined for 10 lead changes in the thriller.

At the end, it was the Racers who pulled it out by scoring the first five points in overtime and outscoring the Redhawks, 18-13, in the extra period.

The Redhawks held a 78-74 cushion after DQ Nicholas drove the lane and banked in a layup with 55 seconds left in regulation.

Tevin Brown then made four free throws in the final 43 seconds, including two that tied things up at 78-78 sending the game to overtime.

Nicholas led SEMO with 21 points and made 11-of-13 free throws.

Sage Tolbert contributed a near double-double 16 points and nine rebounds, while Skyler Hogan and Nygal Russell scored 16 and 13 points, respectively.

The Redhawks shot 50.9 percent (29-of-57) from the field and outrebounded MSU, 32-31. Additionally, 25 of SEMO's points came off turnovers.

The Racers shot 57.1 percent (30-of-52) from the field.

Box Score

MUR (13-5, 6-0)	FG	3P	FT	O/D	REB	E	PTS	A	TO	B	S	M
Demond Robinson, f	0-3	0-0	2-2	1/1	2	2	2	2	1	0	0	15
Anthony Smith, f	8-10	0-0	6-7	2/8	10	4	22	2	3	0	0	39
DaQuan Smith, g	3-4	2-3	0-0	0/1	1	3	8	5	2	1	0	35
Tevin Brown, g	5-11	5-8	14-19	0/2	2	4	29	6	1	0	0	42
Jaiveon Eaves, g	6-9	1-2	0-1	1/2	3	5	13	1	3	0	0	36
Chico Carter, Jr.	1-3	0-0	0-0	0/1	1	3	2	1	1	0	0	11
Devin Gilmore	0-1	0-0	0-0	0/2	2	3	0	0	0	0	0	6
KJ Williams	7-11	1-2	4-9	2/5	7	2	19	0	3	1	0	29
Jason Holliday	0-0	0-0	1-2	0/0	0	4	1	0	1	0	0	12
TEAM					2/1	3						
Totals	30-52	9-15	27-40	8/23	31	30	96	17	15	2	0	225

SEMO (4-15, 0-6)	FG	3P	FT	O/D	REB	E	PTS	A	TO	B	S	M
Quatarrius Wilson, f	2-2	0-0	0-0	1/2	3	5	4	0	1	0	0	6
Sage Tolbert, f	6-7	2-2	2-4	5/4	9	5	16	1	1	1	2	29
Alex Caldwell, g	4-10	1-3	0-0	1/0	1	5	9	6	3	0	2	35
Skyler Hogan, g	6-9	3-4	1-1	0/1	1	1	16	0	2	0	0	34
DQ Nicholas, g	5-9	0-0	11-13	2/1	3	4	21	3	1	0	3	41
Jordan Love	0-2	0-1	0-2	0/2	2	2	0	0	1	0	0	7
Evan Morrison	0-1	0-1	0-0	0/0	0	1	0	0	0	0	0	2
GABLE, Isaiah	1-3	1-3	3-4	0/3	3	3	6	1	2	0	0	26
Nygal Russell	4-7	1-2	4-7	0/3	3	3	13	2	1	1	0	23
Darrius Agnew	1-7	0-1	4-4	1/4	5	5	6	1	0	0	1	21
TEAM				0/2	2				1			
Totals	29-57	8-17	25-35	10-22	32	34	91	14	13	2	8	225

By Periods 1 2 OT Final

Murray State 41 37 18 96

Southeast Missouri 40 38 13 91

FG Percentage: MUR 57.7, SEMO 50.9 3-Point FG Percentage: MUR 60.0, SEMO 47.1

FT Percentage: MUR 67.5, SEMO 71.4 Attendance: 1784

GAME 20

SOUTHEAST MISSOURI 65 SIU EDWARDSVILLE 84

January 23, 2020 • Vadalabene Center • Edwardsville, Ill.



EDWARDSVILLE, Ill.

SIU Edwardsville snapped a five-game losing streak with an 84-65 victory over

Southeast Missouri.

SEMO scored a season-low 18 first-half points and trailed, 38-18, at halftime. The Redhawks were ahead for only 2:37 of the game.

SIUE heated up to drain a 3-pointer on three-straight possessions and used an 11-0 run to open a 20-point (34-14) with under three minutes left in the first half.

SEMO shot just 21.7 percent (18-of-23) from the field in the first half. The Redhawks also went 1-of-10 from 3-point range with

DQ Nicholas knocking down his team's only trey.

The Redhawks managed to win the second half, 47-46, but couldn't mount any sort of a comeback against the red-hot Cougars.

SIUE shot 56.3 percent (18-of-32) in the second half and 51.5 percent (35-of-68) for the game.

Alex Caldwell paved the way for SEMO with 15 points. Caldwell had three of the Redhawks eight 3-pointers.

Nicholas followed with 12 points and a team-high four rebounds.

Box Score

SEMO (4-16, 0-7)	FG	3P	FT	O/D	REB	E	PTS	A	TO	B	S	M
Quatarrius Wilson, f	2-4	0-0	2-4	3/1	4	4	6	5	1	0	0	21
Sage Tolbert, f	2-4	0-0	0-0	1/4	5	4	4	0	1	2	0	19
Alex Caldwell, g	5-11	3-5	2-2	0/3	3	0	15	2	1	0	0	28
Skyler Hogan, g	2-8	1-5	2-2	0/1	1	2	7	0	0	0	0	22
DQ Nicholas, g	3-9	1-4	5-7	0/5	5	3	12	2	4	0	0	26
Khalil Cuffee	1-2	1-2	0-0	0/0	0	0	3	0	0	0	0	3
Jordan Love	2-4	0-1	0-2	1/1	2	0	4	0	0	0	0	14
Oscar Kao	1-3	1-1	0-0	0/1	1	3	3	1	1	0	2	11
Evan Morrison	0-1	0-1	0-0	0/2	2	1	0	0	0	0	1	11
Isaiah Gable	0-5	0-5	2-2	0/3	3	2	2	1	0	0	0	27
Nygal Russell	4-4	1-1	0-0	0/3	3	0	9	2	3	0	0	18
TEAM				1/0	1							
Totals	22-55	8-25	13-19	6/24	30	19	65	13	11	2	3	200

SIUE (5-15, 2-5)	FG	3P	FT	O/D	REB	E	PTS	A	TO	B	S	M
Anselm Uzuegbunem, f	-1-3	0-0	0-0	2/2	4	3	2	0	1	1	1	16
Shamar Wright, f	2-4	0-2	0-0	1/0	1	0	4	0	0	1	0	17
Tyresse Williford, g	9-16	1-4	3-4	1/1	2	0	22	9	1	0	1	34
Zeke Moore, g	7-11	0-1	0-0	1/4	5	2	14	2	1	0	0	33
Cam Williams, g	3-9	0-2	1-1	2/8	10	3	7	4	2	1	0	28
Treavon Martin	1-2	0-0	0-0	0/0	0	0	2	0	1	0	0	2
Kenyon Duling	0-1	0-1	0-0	0/1	1	1	0	1	0	0	0	7
Mike Adewunmi	7-9	4-5	5-6	0/7	7	3	23	1	1	0	2	24
Justin Benton	0-0	0-0	0-0	0/0	0	0	0	0	0	0	0	2
Brandon Jackson	4-9	0-0	0-2	3/4	7	2	8	1	0	0	0	20
Iziah James	0-3	0-1	0-1	0/2	2	0	0	1	0	0	0	13
Lamar Wright	1-1	0-0	0-0	1/0	1	1	2	0	0	0	0	4
TEAM				2/1	3				1			
Totals	35-68	5-16	9-14	13/30	43	15	84	19	8	3	4	200

By Periods 1 2 Final

Southeast Missouri 18 47 65

SIUE 38 46 84

FG Percentage: SEMO 40.0, SIUE 51.5 3-Point FG Percentage: SEMO 32.0, SIUE 31.3

FT Percentage: SEMO 68.4, SIUE 64.3 Attendance: 655





2019-20 REVIEW

GAME SUMMARIES/BOX SCORES

GAME
21

SOUTHEAST MISSOURI 59 EASTERN ILLINOIS 61

January 25, 2020 • Lantz Arena • Charleston, Ill.



CHARLESTON, Ill.

Alex Caldwell's game-winning 3-point field goal attempt came off the rim at the

buzzer and Eastern Illinois defeated Southeast Missouri, 61-59.

Caldwell scored 16 of his 20 points in the second half as SEMO battled back from a 10-point deficit in the final 13:08 of the game.

SEMO was set to inbound the ball under its own basket with 8.6 seconds left when an inadvertent whistle resulted in the officials awarding possession to EIU. Shareef Smith was immediately fouled and no time ran off the clock.

Smith went to the free throw line

and missed two shots giving the Redhawks one last chance.

Quatarrius Wilson rebounded the ball on Smith's second miss and pitched it ahead to Caldwell. Caldwell dribbled up the floor and forced a 3-pointer contested by two defenders that missed as time expired.

The Redhawks missed nine shots that were in the air that would have either tied the game or given them the lead in the last eight minutes of play.

Caldwell single-handedly got SEMO back in the game when it was down double figures by scoring eight-straight points capped by a 4-point play when he was fouled knocking down a three.

GAME
22

SOUTHEAST MISSOURI 74 MOREHEAD STATE 90

January 30, 2020 • Johnson Arena • Morehead, Ky.



MOREHEAD, Ky.

Alex Caldwell poured in a career-high 29 points and

Southeast Missouri fell to Morehead State, 90-74.

Caldwell scored 20 or more points for the second-straight game with 22 coming in the second half.

MSU used a 23-3 run to help build a 33-14 lead 11:31 into the contest.

SEMO battled back to cut the Eagles lead to 39-32 when Skyler Hogan buried a jumper, but MSU regained a 48-36 lead at the half.

Caldwell heated up to shoot 53.8 percent (7-of-13) from the field in the second half and scored 11 of his

points during a 5:04 period to get SEMO within nine. His 3-pointer made it a 71-62 game with 7:07 to go.

That was as close as SEMO could get as MSU pulled away for good.

Caldwell shot 10-of-20 from the field, made two 3-pointers and sunk 7-of-8 free throws to lead the Redhawks. He also grabbed five rebounds and dished out one assist in 32 minutes.

Nygal Russell followed with 16 points on 6-of-10 field goals, including a team-high three 3-pointers.

MSU started the game shooting 75 percent (12-of-16) from the field and wound up shooting 50.8 percent (31-of-61).

Box Score

SEMO (4-17, 0-8)	FG	3P	FT	O/D	REB	E	PTS	A	TO	B	S	M
Quatarrius Wilson, f	2-5	0-0	0-4	3/3	6	4	4	1	1	0	1	25
Sage Tolbert, f	2-6	0-0	2-2	4/1	5	4	6	0	0	1	1	22
Alex Caldwell, g	7-17	1-8	5-6	1/3	4	2	20	2	3	0	0	34
Skyler Hogan, g	3-10	1-3	0-0	1/7	8	2	7	0	1	0	0	21
DQ Nicholas, g	0-8	0-3	0-0	0/3	3	2	0	1	1	0	2	25
Jordan Love	4-9	0-1	0-0	2/2	4	2	8	2	1	0	2	23
Oscar Kao	1-1	0-0	0-0	0/0	0	1	2	0	1	0	1	3
Evan Morrison	1-1	1-1	0-0	0/0	0	0	3	0	0	0	0	7
Isaiah Gable	1-2	1-2	0-0	0/4	4	3	3	0	0	0	1	21
Nygal Russell	1-3	1-1	0-0	0/1	1	2	3	2	3	0	1	14
Darrious Agnew	1-4	0-0	1-2	0/2	2	0	3	1	0	0	0	5
TEAM				4/0	4				1			
Totals	23-66	5-19	8-14	15/26	41	22	59	9	12	1	9	200

EIU (11-9, 4-4)	FG	3P	FT	O/D	REB	E	PTS	A	TO	B	S	M
JaQualis Matlock, f	2-4	0-1	1-2	0/8	8	4	5	1	0	3	1	28
George Dixon, f	4-6	0-0	3-8	2/9	11	2	11	0	2	2	3	36
Mack Smith, g	7-13	1-6	4-5	1/6	7	0	19	0	1	1	1	35
Shareef Smith, g	2-2	0-0	0-2	0/1	1	2	4	2	5	0	0	18
Josiah Wallace, g	5-10	0-1	1-2	0/1	1	0	11	2	0	2	1	34
Kashawn Charles	1-2	1-1	0-0	0/0	0	2	3	0	0	0	0	8
Jordan Skipper-Brown	1-3	0-0	1-3	0/1	1	3	3	0	0	3	1	14
Marvin Johnson	0-2	0-0	2-4	0/2	2	0	2	1	4	0	1	14
Logan Koch	0-0	0-0	0-0	0/0	0	0	0	0	0	0	0	3
Dondre Duffus	1-1	0-0	1-2	0/1	1	1	3	0	2	0	0	10
TEAM				0/3	3							
Totals	23-43	2-9	13-28	3/32	35	14	61	6	14	11	8	200
By Periods	1	2	Final									
Southeast Missouri	31	28	59									
Eastern Illinois	34	27	61									

FG Percentage: SEMO 34.8, EIU 53.5 3-Point FG Percentage: SEMO 26.3, EIU 22.2
FT Percentage: SEMO 57.1, EIU 46.4 Attendance: 1538

Box Score

SEMO (4-18, 0-9)	FG	3P	FT	O/D	REB	E	PTS	A	TO	B	S	M
Quatarrius Wilson, f	1-3	0-1	0-0	2/2	4	5	2	1	0	1	0	13
Sage Tolbert, f	0-3	0-0	3-6	3/2	5	5	3	1	1	3	0	23
Alex Caldwell, g	10-20	2-4	7-8	1/4	5	2	29	1	3	0	0	32
Jordan Love, g	4-11	2-6	4-4	0/3	3	1	14	1	1	1	0	29
Skyler Hogan, g	1-3	0-2	0-0	0/2	2	1	2	2	0	1	1	30
Khalil Cuffee	2-2	2-2	0-0	0/0	0	0	6	0	0	0	0	3
Oscar Kao	0-0	0-0	0-0	0/0	0	0	0	0	3	0	0	8
Evan Morrison	0-2	0-1	0-0	2/1	3	1	0	0	0	0	0	18
Isaiah Gable	1-3	0-0	0-0	0/1	1	4	2	0	1	0	0	16
Nygal Russell	6-10	3-6	1-1	0/3	3	1	16	2	0	0	0	28
TEAM				1/0	1							
Totals	25-57	9-22	15-19	9/18	27	20	74	8	9	6	1	200

MOR (10-12, 4-5)	FG	3P	FT	O/D	REB	E	PTS	A	TO	B	S	M
Tyzaun Claude, f	7-8	0-0	1-1	2/2	4	4	15	2	2	0	0	18
James Baker, f	3-6	0-1	0-0	1/0	1	4	6	1	1	1	0	18
Jordan Walker, g	7-13	3-6	4-4	1/4	5	3	21	3	1	1	1	32
Justin Thomas, g	0-2	0-0	2-2	0/4	4	1	2	6	0	1	1	28
Ta'lon Cooper, g	1-5	1-5	1-1	1/5	6	2	4	7	1	0	1	31
Julius Dixon	0-0	0-0	0-0	0/0	0	0	0	0	0	0	0	1
J. Stanley-Williams	0-0	0-0	0-0	0/1	1	1	0	0	0	0	0	6
LJ Bryan	3-5	0-0	2-3	1/3	4	3	8	1	0	2	0	15
Malik Riddle	3-12	2-7	5-6	1/3	4	2	13	2	1	0	0	22
Dijmon Henson	7-10	5-5	2-3	5/3	8	1	21	1	1	1	0	29
TEAM				0/0	0							
Totals	31-61	11-24	17-20	12/25	37	21	90	23	7	6	3	200
By Periods	1	2	Final									
Southeast Missouri	36	38	74									
Morehead State	48	42	90									

FG Percentage: SEMO 43.9, MOR 50.8 3-Point FG Percentage: SEMO 40.9, MOR 45.8
FT Percentage: SEMO 78.9, MOR 85.0 Attendance: 4892





GAME 23

SOUTHEAST MISSOURI 57 EASTERN KENTUCKY 70

February 1, 2020 • McBrayer Arena • Richmond, Ky.



RICHMOND, Ky.

Sage Tolbert recorded a double-double 19 points and 17 rebounds, and

Southeast Missouri played strong in a 70-57 loss to Eastern Kentucky.

EKU, one of the top teams in the Ohio Valley Conference in turnovers forced, pressured SEMO into committing 13 in the game's opening 20 minutes.

The Colonels, at one time, forced a turnover on five-straight possessions and converted those miscues into 10 points to grab a 21-11 lead with 8:48 remaining in the first half.

Following a JacQuess Hobbs

jumper, SEMO answered with a 12-2 run to tie the game.

Jordan Love threw down a breakaway dunk off a pass from Tolbert to bring the score to 31-31 with 25 seconds to go in the first half. SEMO would trail, 34-31, at the half.

Love drove the lane and scored on a floater to get the Redhawks within five (58-53) before ECU went on a 12-2 run to pull away for good in the second half.

Tolbert shot 6-of-9 from the field and 7-of-10 at the free throw line. He also had two assists, two steals and a block in 34 minutes.

Love added 12 points, while Nygal Russell contributed 10 points, four rebounds and four assists off the bench.

Box Score

SEMO (4-19, 0-10)	FG	3P	FT	O/D	REB	F	PTS	A	TO	B	S	M
Isaiah Gable, f	2-7	2-6	0-0	1/3	4	3	6	2	0	0	0	31
Sage Tolbert, f	6-9	0-0	7-10	4/13	17	1	19	2	2	1	2	34
Alex Caldwell, g	2-7	0-2	0-1	0/1	1	3	4	3	4	0	0	27
Jordan Love, g	3-11	1-3	5-6	0/1	1	2	12	0	2	0	1	30
Skyler Hogan, g	0-4	0-1	0-0	0/4	4	1	0	1	2	0	0	19
Oscar Kao	0-1	0-0	0-0	1/1	2	1	0	0	2	0	0	4
Quatarrius Wilson	2-4	0-0	0-0	0/2	2	2	4	0	0	0	0	16
DQ Nicholas	0-2	0-1	2-4	1/0	1	0	2	1	1	0	2	17
Nygal Russell	4-7	2-5	0-0	0/4	4	4	10	4	5	0	1	22
TEAM				0/4	4							
Totals	19-52	5-18	14-21	7/33	40	17	57	13	18	1	6	200

EKU (11-12, 8-2)	FG	3P	FT	O/D	REB	F	PTS	A	TO	B	S	M
Tre King, f	3-6	0-0	3-5	0/5	5	4	9	0	2	0	1	31
Michael Moreno, f	2-8	0-5	1-2	3/5	8	2	5	1	0	1	1	24
Russhar Cruickshank, g1-3	0-2	2-2	0/4		4	1	4	1	1	0	0	30
Jomaru Brown, g	5-16	1-4	5-6	1/4	5	2	16	5	4	0	5	34
Ty Taylor, g	5-12	3-8	0-0	1/6	7	1	13	3	1	0	1	31
JacQuess Hobbs	1-4	0-1	0-0	0/0	0	2	2	3	2	0	4	16
Tariq BalogunB	0-0	0-0	1-2	2/3	5	1	1	0	0	1	0	9
Lachlan Anderson	7-13	6-12	0-0	1/2	3	3	20	0	1	1	1	23
Cameron Carmical	0-0	0-0	0-0	0/0	0	0	0	0	0	0	0	1
Mason Cooper	0-0	0-0	0-0	0/0	0	0	0	0	0	0	0	1
TEAM				1/1	2							
Totals	24-62	10-32	12-17	9/30	39	16	70	13	11	3	13	200

By Periods	1	2	Final
Southeast Missouri	31	26	57
Eastern Kentucky	34	36	70

FG Percentage: SEMO 36.5, ECU 38.7 3-Point FG Percentage: SEMO 27.8, ECU 31.3
FT Percentage: SEMO 66.7, ECU 70.6 Attendance: 2937

GAME 24

JACKSONVILLE STATE 72 SOUTHEAST MISSOURI 76

February 6, 2020 • Show Me Center • Cape Girardeau, Mo.



CAPE

GIRARDEAU, Mo.

Alex Caldwell scored 17 points and Skyler Hogan added 16 off the

bench to lead Southeast Missouri to a 76-72 win over Jacksonville State.

SEMO ended a 10-game losing streak with its first Ohio Valley Conference victory of the season.

The Redhawks held a 62-44 lead with 11:37 left to play in the game when JSU put together a 24-9 run to get within three (71-68).

SEMO responded by scoring five of the game's final seven points to nail down the win.

Jordan Love made a big layup with just over a minute left after the

Gamecocks made it a three-point game. Nygal Russell (2) and Love (1) combined to make three free throws to push the Redhawks lead to 76-68 with 21 seconds on the clock.

The Redhawks led for nearly 17 minutes and heated up to shoot 56.7 percent in the first half.

Caldwell, who scored 12 of his points in the first half, finished at 6-of-9 from the field and buried a pair of 3-pointers to go along with 3-of-4 free throws. He also dished out a career-high eight assists and had five rebounds.

Hogan shot 6-of-10 from the floor and led SEMO with four 3-pointers. He added seven rebounds, as well.

Sage Tolbert added 14 points and six boards.

Box Score

JSU (9-15, 4-7)	FG	3P	FT	O/D	REB	F	PTS	A	TO	B	S	M
Martin Roub, f	0-2	0-1	0-0	0/1	1	1	0	0	0	0	1	9
Derrick Cook, g	3-7	2-3	2-2	0/3	3	2	10	1	0	0	0	30
Kayne Henry, g	5-10	0-2	5-7	5/3	8	3	15	3	2	1	2	29
Elias Harden, g	4-9	1-6	0-0	1/3	4	2	9	1	2	0	0	28
Derek St. Hilaire, g	1-7	1-4	0-0	1/2	3	1	3	0	1	0	0	13
Cam Jones	3-6	0-1	0-0	0/0	0	1	6	3	2	0	0	14
Maros Zeliznak	2-7	0-0	0-0	2/3	5	3	4	1	1	1	0	23
Juwan Perdue	0-2	0-1	0-1	1/2	3	2	0	0	2	0	1	14
Marek Welsch	4-7	3-4	0-1	0/2	2	1	11	2	0	0	1	22
De'Torriion Ware	5-11	2-6	2-2	1/1	2	1	14	1	2	0	0	18
TEAM				1/1	2							
Totals	27-68	9-28	9-13	12/21	33	17	72	12	12	2	5	200

SEMO (5-19, 1-10)	FG	3P	FT	O/D	REB	F	PTS	A	TO	B	S	M
Isaiah Gable, f	1-4	0-2	1-2	0/2	2	4	3	1	0	0	0	22
Sage Tolbert, f	6-10	0-0	2-4	2/4	6	2	14	1	2	0	0	34
Alex Caldwell, g	6-9	2-4	3-4	0/5	5	5	17	8	6	0	0	33
Jordan Love, g	2-3	0-0	1-3	0/2	2	0	5	1	6	0	0	18
DQ Nicholas, g	3-6	1-2	0-0	0/1	1	0	7	1	2	0	1	27
Skyler Hogan	6-10	4-6	0-0	0/7	7	1	16	2	1	0	0	30
Quatarrius Wilson	1-2	0-0	1-2	1/2	3	1	3	1	1	0	1	20
Nygal Russell	3-5	1-3	2-2	1/3	4	0	9	1	2	0	1	13
Darrius Agnew	1-2	0-0	0-0	0/1	1	1	2	0	1	0	0	3
TEAM				1/5	6							
Totals	29-51	8-17	10-17	5/32	37	14	76	16	21	0	3	200

By Periods	1	2	Final
Jacksonville State	30	42	72
Southeast Missouri	43	33	76

FG Percentage: JSU 39.7, SEMO 56.9 3-Point FG Percentage: JSU 32.1, SEMO 47.1
FT Percentage: JSU 69.2, SEMO 58.8 Attendance: 1256





2019-20 REVIEW

GAME
25

TENNESSEE TECH 62 SOUTHEAST MISSOURI 60

February 8, 2020 • Show Me Center • Cape Girardeau, Mo.



CAPE GIRARDEAU, Mo.

Dane Quest made two free throws with five seconds left to send

Tennessee Tech to a 62-60 win over Southeast Missouri.

Quest was fouled with one second on the shot clock and calmly went to the free throw line to make his decisive shots.

On the games' final possession, Alex Caldwell dribbled the ball to the right of the key, but didn't get a shot off when contact was made by multiple converging TTU defenders. Amadou Sylla later came up with the loose ball as time expired.

SEMO never led in the game,

but managed to tie TTU on three occasions.

Nygal Russell's layup brought the game to a 60-60 deadlock with 1:40 to play.

Each team then missed a 3-pointer before Isaiah Gable fouled Quest.

Russell scored a season-high 21 points to lead all scorers. He went 8-of-11 from the field and made a perfect 4-of-4 three-pointers.

SEMO shot 43.4 percent (23-of-53) from the field for the game.

GAME
26

UT MARTIN 72 SOUTHEAST MISSOURI 74

February 13, 2020 • Show Me Center • Cape Girardeau, Mo.



CAPE GIRARDEAU, Mo.

Skyler Hogan dropped in 21 points and Alex

Caldwell added 14

with seven in the final 36 seconds to lead Southeast Missouri to a 74-72 come-from-behind win over UT Martin.

SEMO trailed, 70-64, when Caldwell banked in a 3-pointer, was fouled and completed a four-point play to pull the Redhawks within two.

UTM answered with two free throws by Eman Sertovic to go up 72-68. Eight seconds later, Caldwell buried another 3-pointer to make it a 72-71 contest.

Freshman DQ Nicholas then got a huge steal underneath the Redhawks basket, dished the ball to Hogan who then scored a layup to give SEMO its first lead of the game at 73-72 with 24 seconds on the clock.

Nicholas would later go on to split two free throws giving the Redhawks a two-point cushion.

The Skyhawks had one last chance with three seconds left, but Sertovic's 3-point attempt came off the front of the rim.

Hogan shot 7-of-15 from the field, buried four 3-pointers and grabbed five rebounds.

Caldwell scored 10 of his points in the second half and dished out a game-high seven assists.

Box Score

TTU (6-19, 3-9)	FG	3P	FT	O/D	REB	E	PTS	A	TO	B	S	M
Reece Wilkinson, c	1-2	0-0	0-0	1/3	4	3	2	1	2	0	0	13
Keishawn Davidson, g	2-5	2-2	2-2	0/3	3	0	8	4	2	0	1	29
Jr. Clay, g	4-11	1-3	2-4	1/3	4	4	11	3	5	0	0	24
Darius Allen, g	3-8	2-6	0-0	0/2	2	1	8	0	3	2	1	19
TuJautee Williams, g	1-3	0-0	3-4	1/2	3	2	5	1	2	0	1	26
Jared Sherfield	0-1	0-1	0-0	0/1	1	0	0	0	0	0	0	6
Dane Quest	1-2	0-0	2-2	0/0	0	2	4	0	0	0	0	7
Amadou Sylla	0-0	0-0	1-2	1/6	7	2	1	0	2	0	1	25
Hunter Vick	2-5	1-3	2-2	0/3	3	0	7	1	0	0	1	24
Garrett Golday	6-9	1-2	0-0	0/1	1	4	13	1	2	0	0	14
Cade Crosland	1-1	1-1	0-0	0/1	1	1	3	0	0	0	0	13
TEAM				3/2	5							
Totals	21-47	8-18	12-16	7/27	34	19	62	11	18	2	5	200

SEMO (5-20, 1-11)	FG	3P	FT	O/D	REB	E	PTS	A	TO	B	S	M
Isaiah Gable, f	1-6	0-4	2-2	0/2	2	4	4	0	3	1	0	22
Sage Tolbert, f	5-10	0-0	2-4	4/4	8	1	12	2	2	1	1	34
Alex Caldwell, g	2-6	0-1	2-2	0/4	4	3	6	6	3	2	1	32
Jordan Love, g	0-1	0-0	1-2	0/0	0	3	1	2	1	0	0	13
Skyler Hogan, g	2-6	1-3	0-0	0/3	3	0	5	0	0	0	0	21
Oscar Kao	0-3	0-1	0-0	0/1	1	1	0	0	0	0	1	10
Quatarrius Wilson	1-2	0-0	0-2	1/1	2	3	2	0	3	0	0	13
DQ Nicholas	2-3	1-1	0-0	1/2	3	2	5	2	0	0	0	14
Evan Morrison	1-2	0-1	0-0	0/0	0	0	2	1	0	0	0	3
Nygal Russell	8-11	4-4	1-2	2/1	3	1	21	1	1	0	3	30
Darrius Agnew	1-3	0-0	0-0	0/1	1	0	2	0	1	0	0	8
TEAM				0/2	2							
Totals	23-53	6-15	8-14	8/21	29	18	60	14	14	4	6	200

By Periods 1 2 Final
Tennessee Tech 37 25 62
Southeast Missouri 26 34 60
FG Percentage: TTU 44.7, SEMO 43.4 3-Point FG Percentage: TTU 44.4, SEMO 40.0
FT Percentage: TTU 75.0, SEMO 57.1 Attendance: 1486

Box Score

UTM (7-17, 3-10)	FG	3P	FT	O/D	REB	E	PTS	A	TO	B	S	M
Miles Thomas, f	4-8	0-0	4-5	1/4	5	2	12	4	3	0	2	40
Quintin Dove, f	8-12	1-1	7-7	1/5	6	5	24	0	4	0	0	33
Ja'Darius Harris, g	2-4	1-2	1-1	0/5	5	3	6	3	2	0	2	40
Parker Stewart, g	6-15	3-9	0-0	3/2	5	2	15	2	3	0	0	32
Derek Hawthorne, g	3-11	3-4	0-0	1/3	4	4	9	4	1	0	2	39
Eman Sertovic	0-2	0-2	4-4	0/1	1	0	4	1	0	0	1	8
Hannes Polla	1-2	0-0	0-0	0/0	0	1	2	0	1	0	1	8
TEAM				2/2	4							
Totals	24-54	8-18	16-17	8/22	30	17	72	14	15	0	8	200

SEMO (6-20, 2-11)	FG	3P	FT	O/D	REB	E	PTS	A	TO	B	S	M
Quatarrius Wilson, f	4-5	0-0	4-4	4/3	7	4	12	0	3	0	1	24
Sage Tolbert, f	5-5	0-0	6-6	3/6	9	3	16	0	2	1	2	31
Alex Caldwell, g	5-15	3-8	1-1	2/0	2	3	14	7	0	0	0	40
Skyler Hogan, g	7-15	4-11	3-4	1/4	5	1	21	1	1	1	0	40
Nygal Russell, g	1-6	1-6	2-2	0/4	4	2	5	0	3	0	0	19
DQ Nicholas	2-8	1-3	1-2	0/2	2	2	6	7	3	1	1	33
Evan Morrison	0-0	0-0	0-0	0/0	0	0	0	0	0	0	0	4
Isaiah Gable	0-1	0-1	0-0	0/2	2	3	0	0	2	0	0	6
Darrius Agnew	0-0	0-0	0-0	1/0	1	1	0	0	2	0	1	3
TEAM				0/1	1							
Totals	24-55	9-29	17-19	11/22	33	19	74	15	16	3	5	200

By Periods 1 2 Final
UT Martin 43 29 72
Southeast Missouri 33 41 74
FG Percentage: UTM 44.4, SEMO 43.6 3-Point FG Percentage: UTM 44.4, SEMO 31.0
FT Percentage: UTM 94.1, SEMO 89.5 Attendance: 1076



GAME SUMMARIES/BOX SCORES

2019-20 REVIEW



GAME 27

SIU EDWARDSVILLE 71 SOUTHEAST MISSOURI 75

February 15, 2020 • Show Me Center • Cape Girardeau, Mo.



CAPE GIRARDEAU, Mo.
Skyler Hogan scored 17 points and Southeast

Missouri fought off SIU Edwardsville down the stretch to grab a 75-71 win.

SEMO won back-to-back games for the only time of the season and ended its four-game home stand with a 3-1 record.

In a game that featured 11 ties and six lead changes, the Redhawks again stepped up in the final minute to secure victory.

Zeke Moore drained a 3-pointer to bring the game to its 11th tie at 69-69 with 1:17 remaining.

SEMO then scored six of the last

eight points with four of those coming on free throws by Alex Cadwell to claim its seventh win of the year.

Caldwell calmly made two free throws with nine seconds after Mike Adewunmi made a jumper to get the Cougars within two.

Hogan shot 6-of-16 from the field, knocked down three 3-pointers and sunk 2-of-2 free throws en route to his third double-digit scoring performance in four games.

Caldwell followed with 15 points, nine of which came at the free throw line.

Quatarrius Wilson added 13 points and nine rebounds. Wilson, too, scored nine points on free throws.

GAME 28

SOUTHEAST MISSOURI 58 JACKSONVILLE STATE 65

February 20, 2020 • Mathews Coliseum • Jacksonville Ala.



JACKSONVILLE, Ala.

De'Torrian Ware scored 16 points and had 11 rebounds, and

scored seven points in the final two minutes to lead Jacksonville State to a 65-58 win over Southeast Missouri.

SEMO closed JSU's lead to 57-54 on a 3-pointer by Alex Caldwell with 4:05 remaining and that was as close as it would get the rest of the way as Ware scored five of his final seven points at the free throw line to seal the win for the Gamecocks.

SEMO scored the first six points of the game and built a seven-point advantage in the first 4:03 of play.

Caldwell and Skyler Hogan each

drained a 3-pointer and Nygal Russell later buried a three to put the Redhawks ahead, 13-6, with 15:57 remaining in the first half.

The Redhawks later trailed by two on a pair of occasions in the last four minutes of the first half when Quatarrius Wilson's layup made it a 27-25 contest with 3:48 left and Darrious Agnew's layup trimmed JSU's lead to 29-27 with 59 seconds.

Caldwell led SEMO with 13 points, while Wilson had 12 points and seven rebounds. Hogan added 11 points.

The Redhawks shot 42.9 percent (21-of-49) from the field to JSU's 38.9 percent (21-of-54) clip.

Box Score

SIUE (7-20, 4-10)	FG	3P	FT	Q/D	REB	E	PTS	A	TO	B	S	M
Mike Adewunmi, *	3-9	0-4	4-8	3/3	6	2	10	0	1	1	0	28
Tyresse Williford, *	1-7	0-3	1-2	0/8	8	5	3	5	0	0	2	27
Zeke Moore, *	5-9	3-4	3-3	2/2	4	2	16	0	1	0	2	33
Anselm Uzuegbunem, *	1-5	0-0	5-6	1/0	1	3	7	2	0	1	0	27
Shamar Wright, *	5-11	2-5	0-0	2/4	6	3	12	0	3	0	1	19
Kenyon Duling	3-6	3-3	0-0	0/3	3	2	9	2	1	0	0	19
Cam Williams	2-6	1-4	2-3	0/3	3	1	7	1	5	0	0	13
Brandon Jackson	1-3	0-0	0-0	0/0	0	2	2	0	0	0	0	11
Iziah James	2-4	1-3	0-0	2/0	2	0	5	1	1	0	0	19
Lamar Wright	0-1	0-0	0-0	0/0	0	2	0	0	0	1	0	4
TEAM			5/3		8							
Totals	23-61	10-26	15-22	15/26	41	22	71	11	12	3	5	200

SEMO (7-20, 3-11)	FG	3P	FT	Q/D	REB	E	PTS	A	TO	B	S	M
Quatarrius Wilson, f	2-7	0-0	9-10	3/6	9	2	13	1	0	1	0	34
Sage Tolbert, f	3-5	0-0	3-4	2/5	7	4	9	0	2	2	1	29
Alex Caldwell, g	2-6	2-4	9-10	0/1	1	3	15	2	1	1	1	34
Skyler Hogan, g	6-16	3-9	2-2	0/5	5	0	17	2	1	0	1	38
Nygal Russell, g	2-6	1-4	1-2	1/3	4	2	6	3	2	0	2	24
Jordan Love	1-3	0-1	0-0	1/0	1	1	2	2	0	0	0	9
DQ Nicholas	1-4	0-1	3-6	0/3	3	2	5	1	1	0	2	16
Isaiah Gable	2-5	2-4	2-2	0/1	1	3	8	1	1	0	0	16
TEAM			3/3		6							
Totals	19-52	8-23	29-36	10/27	37	17	75	12	8	4	7	200
By Periods	1	2	Final									
SIUE	36	35	71									
Southeast Missouri	40	35	75									

FG Percentage: SIUE 37.7, SEMO 36.5 3-Point FG Percentage: SIUE 38.5, SEMO 34.8

FT Percentage: SIUE 68.2, SEMO 80.6 Attendance: 1678

Box Score

SEMO (7-21, 3-12)	FG	3P	FT	Q/D	REB	E	PTS	A	TO	B	S	M
Quatarrius Wilson, f	4-8	0-1	4-8	1/3	4	4	12	1	2	0	1	25
Sage Tolbert, f	3-4	0-1	1-1	0/6	6	4	7	3	4	0	1	33
Alex Caldwell, g	5-10	3-7	0-0	0/4	4	3	13	3	5	0	1	35
Skyler Hogan, g	4-13	1-6	2-2	1/4	5	1	11	2	2	0	0	32
Nygal Russell, g	2-5	2-3	0-0	0/4	4	2	6	1	2	0	0	31
Jordan Love	0-2	0-0	0-0	0/1	1	0	0	1	1	0	0	15
DQ Nicholas	0-1	0-1	0-0	0/1	1	3	0	0	0	0	0	10
Evan Morrison	0-0	0-0	0-0	0/0	0	0	0	0	0	0	0	3
Isaiah Gable	2-4	1-2	2-2	0/0	0	3	7	0	0	0	0	13
Darrious Agnew	1-2	0-0	0-0	0/0	0	0	2	0	0	0	0	3
TEAM			3/0		3							
Totals	21-49	7-21	9-13	5/23	28	20	58	11	16	0	3	200

JSU (11-17, 6-9)	FG	3P	FT	Q/D	REB	E	PTS	A	TO	B	S	M
Jacara Cross, f	6-13	0-0	3-4	4/3	7	2	15	0	3	0	2	25
Kayne Henry, f	4-10	2-5	4-4	2/6	8	2	14	0	1	0	0	28
Derrick Cook, g	0-1	0-1	2-4	0/0	0	0	2	2	0	0	0	13
Cam Jones, g	2-3	0-1	0-0	0/1	1	2	4	3	1	0	0	21
Elias Harden, g	1-4	1-2	2-2	0/2	2	3	5	0	1	0	0	21
Maros Zeliznak	3-3	0-0	0-0	1/1	2	4	6	0	0	2	0	19
Ty Hudson	1-6	0-2	0-1	1/0	1	1	2	4	1	0	0	27
Derek St. Hilaire	0-1	0-1	1-2	0/1	1	0	1	0	1	0	2	13
Martin Roub	0-1	0-1	0-1	0/0	0	0	0	0	0	0	0	5
De'Torrian Ware	4-12	0-4	8-9	2/9	11	0	16	3	0	1	2	28
TEAM			3/1		4							
Totals	21-54	3-17	20-27	13/24	37	14	65	12	9	3	6	200

By Periods 1 2 Final

Southeast Missouri 27 31 58

Jacksonville State 31 34 65

FG Percentage: SEMO 42.9, JSU 38.9 3-Point FG Percentage: SEMO 33.3, JSU 17.6

FT Percentage: SEMO 69.2, JSU 74.1 Attendance: 1256





2019-20 REVIEW

GAME
29

SOUTHEAST MISSOURI 62 TENNESSEE TECH 71

February 22, 2020 • Eblen Center • Cookeville, Tenn.



COOKEVILLE, Tenn.

Tennessee Tech scored nine of the game's final 12 points to finish off a 71-62 win over

Southeast Missouri.

SEMO and TTU exchanged leads 11 times and battled to six ties before the game was decided in the last 3:29.

The Redhawks trailed, 62-59, following a jumper by Skyler Hogan.

After that, TTU outscored SEMO, 9-3, and took a 12-point lead (71-59) on two free throws by Keishawn Davidson with 54 seconds to go.

Isaiah Gable then buried a 3-pointer for the game's final basket.

SEMO led by seven points a little under six minutes into the contest.

Alex Caldwell scored four points and Sage Tolbert split a pair of free throws to help get the Redhawks a 12-5 lead with 14:04 remaining in the first half.

Hunter Vick's 3-pointer capped an 8-0 surge for TTU which took its first lead (13-12) at the 11:47 mark.

The Golden Eagles would later head into the locker room with a 35-31 advantage.

Quatarrius Wilson turned in a double-double 16 points and 12 rebounds to pace SEMO.

Hogan added 15 points and Gable contributed 13 off the bench.

TTU eliminated SEMO's hopes of making the Ohio Valley Conference Tournament.

Box Score

SEMO (7-22, 3-13)	FG	3P	FT	O/D	REB	E	PTS	A	TO	B	S	M
Quatarrius Wilson, f	5-10	0-0	6-6	9/3	12	3	16	2	1	1	1	26
Sage Tolbert, f	1-3	0-0	3-6	0/1	1	2	5	0	1	1	0	23
Alex Caldwell, g	3-15	1-7	2-2	1/5	6	2	9	4	0	0	2	36
Skyler Hogan, g	6-13	3-6	0-0	1/4	5	3	15	2	4	0	0	36
Nygal Russell, g	1-7	0-5	2-2	1/4	5	1	4	2	1	0	0	31
Jordan Love	0-1	0-0	0-0	0/0	0	1	0	0	1	0	0	5
DQ Nicholas	0-2	0-1	0-0	0/1	1	0	0	2	0	0	0	12
Isaiah Gable	5-8	3-5	0-0	0/1	1	1	13	2	1	0	0	27
Darrius Agnew	0-1	0-0	0-0	0/0	0	0	0	0	0	0	0	4
TEAM				2/2	4							
Totals	21-60	7-24	13-16	14/21	35	13	62	14	9	2	3	200

TTU (9-20, 6-10)	FG	3P	FT	O/D	REB	E	PTS	A	TO	B	S	M
Larry Kuimi, f	0-1	0-0	1-2	2/2	4	0	1	0	2	0	1	7
Keishawn Davidson, g	3-9	2-4	6-7	0/2	2	1	14	4	2	0	0	32
Darius Allen, g	4-7	2-5	0-0	0/5	5	2	10	0	1	1	0	23
Tyler Thompson, g	0-2	0-2	0-0	0/0	0	1	0	0	0	0	0	2
Cade Crosland, g	2-3	2-3	0-0	0/2	2	0	6	0	0	0	1	25
Maverick Smith	0-0	0-0	0-0	0/0	0	0	0	0	0	0	0	2
Jr. Clay	4-7	1-2	3-3	0/3	3	0	12	7	2	0	4	32
Dane Quest	0-1	0-0	0-0	0/0	0	0	0	1	0	0	0	4
Amadou Sylla	5-6	0-0	0-0	1/5	6	3	10	1	0	1	0	23
Hunter Vick	2-7	2-6	0-0	0/0	0	2	6	1	3	1	1	19
Reece Wilkinson	0-0	0-0	0-0	0/0	0	2	0	0	1	0	0	2
Tujautae Williams	6-8	0-0	0-0	1/5	6	0	12	2	0	0	0	22
Garrett Golday	0-1	0-0	0-0	0/0	0	0	0	0	1	0	0	7
TEAM				2/3	5							
Totals	26-52	9-22	10-12	6/27	33	11	71	16	13	3	7	200
By Periods	1	2	Final									
Southeast Missouri	31	31	62									
Tennessee Tech	35	36	71									

FG Percentage: SEMO 35.0, TTU 50.0 3-Point FG Percentage: SEMO 29.2, TTU 40.9

FT Percentage: SEMO 81.3, TTU 83.3 Attendance: 1847

GAME SUMMARIES/BOX SCORES

GAME
30

EASTERN ILLINOIS 72 SOUTHEAST MISSOURI 70

February 27, 2020 • Show Me Center • Cape Girardeau, Mo.



CAPE GIRARDEAU, Mo.

Josiah Wallace scored 29 points and Eastern Illinois came away with a

72-70 win over Southeast Missouri.

EIU swept SEMO with a pair of close two-point victories in 2019-20.

SEMO trailed, 36-26, at halftime, but battled back to take a 68-67 lead on a Skyler Hogan layup with 2:07 left.

Wallace scored the next four points before Alex Caldwell's layup off a Nygal Russell inbound pass made it a 71-70 game with 4.5 seconds on the clock.

After Shareef Smith split two free throws, SEMO had one final chance,

but Caldwell missed a baseline jumper as time expired.

Caldwell's shot, had it gone down, would have tied the game as he took both of SEMO's final shots against the Panthers. At EIU on Jan. 25, Caldwell missed a game-winning 3-point attempt in a 61-59 loss as time ran out.

Quatarrius Wilson topped the Redhawks with a season-high 19 points. Wilson also grabbed eight rebounds.

Sage Tolbert followed with a double-double 16 points and 14 boards, while Hogan contributed 15 points, including 10 in the first half.

SEMO outrebounded EIU, 42-36, and outscored the Panthers, 44-36, in the second half.

Box Score

EIU (15-14, 8-9)	FG	3P	FT	O/D	REB	E	PTS	A	TO	B	S	M
Mack Smith, *	3-10	2-8	0-0	0/2	2	2	8	5	0	0	0	33
Shareef Smith, *	1-5	1-3	3-4	1/4	5	1	6	1	2	0	1	27
Josiah Wallace, *	13-24	0-3	3-4	0/4	4	0	29	0	1	0	0	34
JaQualis Matlock, *	1-5	0-1	1-1	3/4	7	4	3	2	0	3	0	30
George Dixon, *	0-7	0-0	2-2	3/3	6	3	2	1	0	0	1	27
Kashawn Charles	3-8	1-4	0-0	0/2	2	1	7	0	0	0	0	15
Jordan Skipper-Brown	3-3	0-0	0-2	2/1	3	5	6	2	2	1	0	14
Marvin Johnson	5-5	1-1	0-0	0/3	3	1	11	3	2	0	2	20
TEAM				1/3	4							
Totals	29-67	5-20	9-13	10/26	36	17	72	14	7	4	4	200

SEMO (7-23, 3-14)	FG	3P	FT	O/D	REB	E	PTS	A	TO	B	S	M
Quatarrius Wilson, f	6-14	0-2	7-8	3/5	8	1	19	1	2	1	0	28
Sage Tolbert, f	5-8	0-0	6-7	3/11	14	3	16	2	2	1	1	36
Alex Caldwell, g	3-9	1-4	1-2	1/0	1	3	8	5	1	0	0	35
Skyler Hogan, g	6-14	2-5	0-0	0/4	4	4	14	0	2	0	1	29
Nygal Russell, g	2-5	1-3	1-2	1/2	3	4	6	4	2	0	2	29
Jordan Love	1-4	0-0	0-0	1/0	1	1	2	0	2	0	0	7
DQ Nicholas	1-3	0-1	0-0	0/1	1	2	2	2	2	0	0	17
Isaiah Gable	1-5	1-5	0-0	0/4	4	0	3	0	0	0	1	19
TEAM				3/3	6							
Totals	25-62	5-20	15-19	12/30	42	18	70	14	13	2	5	200
By Periods	1	2	Final									
Eastern Illinois	36	36	72									
Southeast Missouri	26	44	70									

FG Percentage: EIU 43.3, SEMO 40.3 3-Point FG Percentage: EIU 25.0, SEMO 25.0

FT Percentage: EIU 69.2, SEMO 78.9 Attendance: 1775





**GAME
31**

SOUTHEAST MISSOURI 78 UT MARTIN 87

February 29, 2020 • Elam Center • Martin, Tenn.



MARTIN, Tenn.

UT Martin used a 13-5 run in the final four minutes of the game to get by Southeast

Missouri, 87-78.

UTM and SEMO went back-and-forth in a game that included 10 ties and 10 lead changes.

The Redhawks held their largest lead at 24-15 following a fastbreak basket by Jordan Love with 9:49 remaining in the first half.

UTM, however, closed the gap to tie the game, 36-36, at halftime.

Isaiah Gable cut UTM's lead to 74-73 with 3:48 left to play, but the Skyhawks scored 13 of the final 18 points to complete their win.

Derek Hawthorne led all scorers with 31 points and Quintin Dove added 27 for UTM. The Skyhawks shot 54.5 percent (30-of-55) and outscored SEMO, 21-12, at the free throw line.

Skyler Hogan led the Redhawks with 19 points. Hogan made five of SEMO's eight 3-pointers in the game.

Sage Tolbert followed with a double-double 14 points and 11 rebounds, while Alex Caldwell finished with 13 points and Gable pitched in 11.

Box Score

SEMO (7-24, 3-15)	FG	3P	FT	O/D	REB	E	PTS	A	TO	B	S	M
Quatarrius Wilson, f	2-3	0-0	3-3	0/2	2	5	7	0	1	0	0	14
Sage Tolbert, f	5-10	0-2	4-6	5/6	11	4	14	2	1	0	0	33
Alex Caldwell, g	5-14	1-3	2-3	0/1	1	3	13	8	1	0	1	38
Skyler Hogan, g	6-13	5-10	2-2	0/4	4	0	19	2	0	0	0	33
Nygal Russell, g	3-9	1-4	0-0	0/2	2	4	7	4	2	0	1	31
Jordan Love	2-2	0-0	0-0	2/1	3	1	4	0	3	0	1	6
DQ Nicholas	1-3	0-2	0-2	0/2	2	1	2	2	1	0	0	13
Isaiah Gable	5-9	1-5	0-0	2/1	3	3	11	1	0	0	0	28
Darrious Agnew	0-1	0-0	1-2	1/0	1	1	1	0	0	0	0	4
TEAM				1/1	2							
Totals	29-64	8-26	12-18	11/20	31	22	78	19	9	0	3	200

UTM (9-20, 5-13)	FG	3P	FT	O/D	REB	E	PTS	A	TO	B	S	M
Miles Thomas, f	2-4	1-1	3-4	1/3	4	3	8	9	2	0	2	39
Quintin Dove, f	8-18	2-8	9-14	2/3	5	4	27	2	1	1	0	31
Hannes Polla, c	2-2	0-0	0-0	0/1	1	4	4	0	3	1	0	14
Eman Sertovic, g	3-8	1-6	2-2	0/8	8	1	9	1	0	0	0	37
Derek Hawthorne, g	11-18	1-6	7-10	3/6	9	1	30	4	1	0	0	40
Eric Rustin	0-0	0-0	0-0	0/0	0	0	0	0	0	0	0	1
Isaac Aguiar	2-3	1-1	0-0	3/6	9	3	5	0	2	0	1	30
Jordan Pierce	2-2	0-0	0-0	0/0	0	2	4	0	1	0	0	8
TEAM				0/0	0							
Totals	30-55	6-22	21-30	9/27	36	18	87	16	10	2	3	200

By Periods 1 2 Final

Southeast Missouri 36 42 78

UT Martin 36 51 87

FG Percentage: SEMO 45.3, UTM 54.5 3-Point FG Percentage: SEMO 30.8, UTM 27.3

FT Percentage: SEMO 66.7, UTM 70.0 Attendance: 1204





2019-20 REVIEW

MISCELLANEOUS STATS

2019-20 GAME-BY-GAME LEADERS SUMMARY (# OF GAMES)

Points

Alex Caldwell.....	10
DQ Nicholas.....	6
Skyler Hogan.....	6
Chris Harris.....	2
Darrious Agnew.....	2
Sage Tolbert.....	2
Quatarrius Wilson.....	2
Isaiah Gable.....	1
Oscar Kao.....	1
Nygal Russell.....	1

Rebounds

Sage Tolbert.....	16
Quatarrius Wilson.....	11
Skyler Hogan.....	7
Nygal Russell.....	2
DQ Nicholas.....	2
Darrious Agnew.....	1
Isaiah Gable.....	1
Oscar Kao.....	1
Alex Caldwell.....	1

Assists

Alex Caldwell.....	17
Quatarrius Wilson.....	6
DQ Nicholas.....	5
Nygal Russell.....	5
Oscar Kao.....	4
Sage Tolbert.....	4
Skyler Hogan.....	3
Darrious Agnew.....	2
Jordan Love.....	2

Blocks

Sage Tolbert.....	14
Alex Caldwell.....	7
Quatarrius Wilson.....	7
DQ Nicholas.....	4
Nygal Russell.....	2
Skyler Hogan.....	2
Isaiah Gable.....	1
Chris Harris.....	1
Khalil Cuffee.....	1
Jordan Love.....	1

Steals

Alex Caldwell.....	10
DQ Nicholas.....	8
Sage Tolbert.....	8
Nygal Russell.....	8
Quatarrius Wilson.....	5
Oscar Kao.....	4
Darrious Agnew.....	3
Isaiah Gable.....	3
Skyler Hogan.....	3
Jordan Love.....	2

Dunks (# for 2019-20 Season)

Sage Tolbert.....	16
Quatarrius Wilson.....	9
Nygal Russell.....	8
Jordan Love.....	5
Alex Caldwell.....	1

Games Played/Started

	2019-20	Career
Isaiah Gable	30/3	76/27
Sage Tolbert	31/31	62/58
Nygal Russell	28/7	59/16
Skyler Hogan	31/30	61/57
Alex Caldwell	31/29	55/34
Oscar Kao	22/4	42/4
Khalil Cuffee	7/0	20/0
DQ Nicholas	30/19	30/19
Quatarrius Wilson	31/23	31/23
Darrious Agnew	22/5	22/5
Jordan Love	25/4	25/4
Evan Morrison	17/0	17/0
Chris Harris	2/0	2/0

CAREER LEDGER

Double-Digit Point Games

	2019-20	Career
Skyler Hogan.....	15	31
Alex Caldwell.....	20	29
Sage Tolbert.....	14	19
Isaiah Gable.....	6	15
Nygal Russell.....	7	11
Quatarrius Wilson.....	11	11
DQ Nicholas.....	9	9
Darrious Agnew.....	3	3
Chris Harris.....	2	2
Khalil Cuffee.....	1	2
Oscar Kao.....	2	2
Jordan Love.....	2	2

Double-Digit Rebound Games

	2019-20	Career
Sage Tolbert.....	5	10
Quatarrius Wilson.....	3	3
Skyler Hogan.....	1	1
Isaiah Gable.....	-	1

20+ Point Games

	2019-20	Career
DQ Nicholas.....	3	3
Skyler Hogan.....	1	3
Isaiah Gable.....	-	2
Alex Caldwell.....	2	2
Nygal Russell.....	1	1

8+ Rebound Games

	2019-20	Career
Sage Tolbert.....	11	18
Quatarrius Wilson.....	6	6
Isaiah Gable.....	-	2
Skyler Hogan.....	2	2
Nygal Russell.....	-	1

5+ Assist Games

	2019-20	Career
Alex Caldwell.....	7	7
Nygal Russell.....	1	4
Isaiah Gable.....	-	1
Oscar Kao.....	1	1
Jordan Love.....	1	1
Quatarrius Wilson.....	1	1
DQ Nicholas.....	1	1

3+ Steal Games

	2019-20	Career
Alex Caldwell.....	4	5
Nygal Russell.....	1	2
Skyler Hogan.....	-	1
Oscar Kao.....	1	1
DQ Nicholas.....	1	1
Sage Tolbert.....	1	1

Double-Doubles

	2019-20	Career
Sage Tolbert.....	4	5
Quatarrius Wilson.....	4	4

SOUTHEAST MISSOURI'S 2019-20 RECORD:

At Home.....	6-7
On the Road.....	0-16
At Neutral Sites.....	1-1
In Ohio Valley Conference Games.....	3-15
In November.....	3-4
In December.....	1-5
In January.....	0-9
In February.....	3-6
In March.....	0-0
Leading at the Half.....	5-3
Trailing at the Half.....	2-19
Tied at the Half.....	0-2
In Overtime Games.....	0-0
The Redhawks Score First.....	4-10
In 1-4 Point Games.....	5-4
In 5-9 Point Games.....	0-8
In 10-14 Point Games.....	0-2
In 15+ Point Games.....	2-10
Leading with Five Minutes Left in Regulation.....	4-2
Trailing with Five Minutes Left in Regulation.....	2-22
Tied with Five Minutes Left in Regulation.....	1-0
Scoring Less than 50 Points.....	0-2
Scoring 50-59 Points.....	0-7
Scoring 60-69 Points.....	1-8
Scoring 70-79 Points.....	6-6
Scoring 80-89 Points.....	0-0
Scoring 90-99 Points.....	0-1
Scoring 100 or more Points.....	0-0
Giving up Less Than 50 Points.....	0-0
Giving up 50-59 Points.....	2-0
Giving up 60-69 Points.....	0-6
Giving up 70-79 Points.....	5-8
Giving up 80-89 Points.....	0-8
Giving up 90-99 Points.....	0-2
Giving up 100 or more Points.....	0-0
Shooting 50% or Better from the Field.....	4-3
Shooting Less Than 50% from the Field.....	3-21
Opponent Shoots 50% or Better from the Field.....	0-11
Opponent Shoots Less Than 50% from the Field.....	7-13
Outshooting Opponent.....	5-3
Outshot by Opponent.....	2-21
Field Goal Percentage is Tied.....	0-0
Shooting 50% or Better from 3-Point Range.....	0-3
Shooting Less Than 50% from 3-Point Range.....	7-21
Opponent Shoots 50% or Better from 3-Point Range.....	0-2
Opponent Shoots Less Than 50% from 3-Point Range.....	7-22
Shooting 50% or Better from the Free Throw Line.....	7-22
Shooting Less Than 50% from the Free Throw Line.....	0-2
Opponent Shoots 50% or Better from the Free Throw Line.....	7-23
Opponent Shoots Less Than 50% from the Free Throw Line.....	0-1
Shooting More Free Throws Than Opponent.....	6-12
Shooting Less Free Throws Than Opponent.....	1-12
Free Throws are Tied.....	0-0
Southeast's Starters Outscore Opponent's Starters.....	4-5
Opponent's Starters Outscore Southeast's Starters.....	3-19
Starter Scoring is Tied.....	0-0
Bench Outscores Opponent.....	4-9
Opponent Bench Outscores Southeast.....	2-14
Bench Scoring is Tied.....	1-1
Bench Contributes Double Figures in Points.....	6-19
No Redhawk Players Score Double Figures.....	0-0
Two Redhawk Players Score Double Figures.....	0-9
3+ Redhawk Players Score Double Figures.....	7-14
Outrebounding an Opponent.....	5-9
Opponent Outrebounds Southeast.....	2-15
Rebounds are Tied.....	0-0
Getting 10+ Assists.....	7-13
Getting 10+ Steals.....	1-0
Getting 5+ Blocks.....	0-2
Forcing more Turnovers than Opponent.....	1-11
Committing more Turnovers than Opponent.....	6-12
Turnovers are Tied.....	0-1





2020-21



OPPONENTS

Due to the COVID-19 pandemic, Southeast Missouri's 2020-21 basketball season will begin a little over two weeks later than the initial Nov. 10 start date. The Redhawks open their season on Nov. 27 and will play a 20-game Ohio Valley Conference schedule that starts before Christmas.



OPPONENTS



Nov. 27, 2020
Kansas City, Mo.
Negro League Baseball
Museum Classic

Location.....	Greeley, Colo.
Founded.....	1889
Enrollment.....	12,084
Colors.....	Navy Blue & Gold
Nickname.....	Bears
Conference.....	Big Sky
Arena.....	Bank of Colorado Arena (2,734)
President.....	Andy Feinstein
Athletics Director.....	Darren Dunn
Media Relations.....	Ryan Pfeifer
Office Phone.....	(720) 290-8886
Cell Phone.....	N/A
Email.....	ryan.pfeifer@unco.edu
Fax.....	N/A
Press Row.....	(720) 290-8886
Website.....	UNCBears.com
Head Coach.....	Steve Smiley
Alma Mater.....	Northern State, 2004
Career Record (Yrs.).....	22-9 (1)
School Record (Yrs.).....	22-9 (1)
2019-20 Record.....	22-9
Conference Record/Finish.....	15-5/2nd

UNCBears.com



Dec. 2, 2020
Cape Girardeau, Mo.

Location.....	Carbondale, Ill.
Founded.....	1869
Enrollment.....	11,366
Colors.....	Maroon & White
Nickname.....	Salukis
Conference.....	Missouri Valley
Arena.....	Banterra Center (8,284)
President.....	Dr. Daniel F. Mahony
Athletics Director.....	Liz Jarnigan
Media Relations.....	John Lock
Office Phone.....	(618) 453-7102
Cell Phone.....	(309) 333-0132
Email.....	jlock2@siu.edu
Fax.....	(618) 453-2648
Press Row.....	N/A
Website.....	SIUSalukis.com
Head Coach.....	Bryan Mullins
Alma Mater.....	Southern Illinois, 2009
Career Record (Yrs.).....	16-16 (1)
School Record (Yrs.).....	16-16 (1)
2019-20 Record.....	16-16
Conference Record/Finish.....	10-8/5th

SIUSalukis.com



Northern Colorado Schedule

November

- 27 vs. Southeast Missouri
- 28 TBA

December

- 5 at Arizona
- 12 at Colorado State
- 14 at Colorado
- 16 at Denver
- 22 Idaho State
- 23 Idaho State
- 31 at Montana

January

- 2 at Montana
- 7 Montana State
- 9 Montana State
- 14 at Idaho
- 16 at Idaho
- 21 Eastern Washington
- 23 Eastern Washington
- 28 at Northern Arizona
- 30 Northern Arizona

February

- 4 at Southern Utah
- 6 at Southern Utah
- 11 Sacramento State
- 13 at Sacramento State
- 25 Portland State
- 27 Portland State

March

- 4 at Weber State
- 6 at Weber State
- 10-13 Big Sky Tournament

Southern Illinois Schedule

December

- 2 at Southeast Missouri
- 5 Southern Mississippi
- 11 Murray State
- 31 Bradley

January

- 3 at Illinois State
- 6 at Indiana State
- 9 Valparaiso
- 13 at Missouri State
- 17 Northern Iowa
- 20 Drake
- 23 at Bradley
- 27 Loyola
- 30 at Evansville

February

- 2 at Valparaiso
- 6 Indiana State
- 9 at Loyola
- 13 Illinois State
- 17 Evansville
- 21 at Drake
- 24 at Northern Iowa
- 27 Missouri State

March

- 4-7 MVC Tournament



Nov. 28, 2020
Kansas City, Mo.
Negro League Baseball
Museum Classic



KANSAS CITY

OR



AVILA COLLEGE



KCRoots.com



AvilaAthletics.com



Dec. 15, 2020
Evansville, Ind.

Location.....	Evansville, Ind.
Founded.....	1854
Enrollment.....	2,822
Colors.....	Purple, White & Orange
Nickname.....	Purple Aces
Conference.....	Missouri Valley
Arena.....	Ford Center (8,930)
President.....	Christopher M. Pietruszkiewicz
Athletics Director.....	Mark Spencer
Media Relations.....	Bob Pristash
Office Phone.....	(812) 488-2285
Cell Phone.....	(812) 266-5288
Email.....	rp113@evansville.edu
Fax.....	(812) 488-2199
Press Row.....	N/A
Website.....	GoPurpleAces.com
Head Coach.....	Todd Lickliter
Alma Mater.....	Butler, 1979
Career Record (Yrs.).....	First Year
School Record (Yrs.).....	First Year
2019-20 Record.....	9-23
Conference Record/Finish.....	0-18/10th

GoPurpleAces.com



Evansville Schedule

November

- 25 at Louisville
- 27 vs. Prairie View A&M

December

- 2 at UT Martin
- 6 IUPUI
- 9 Eastern Illinois
- 12 at Saint Louis
- 15 Southeast Missouri
- 21 Belmont
- 30 Illinois State

January

- 2 at Missouri State
- 6 Drake
- 9 at Northern Iowa
- 13 at Valparaiso
- 16 Loyola
- 19 Indiana State
- 23 at Drake
- 27 at Illinois State
- 30 Southern Illinois

February

- 3 at Loyola
- 6 Bradley
- 10 Northern Iowa
- 13 at Indiana State
- 17 at Southern Illinois
- 20 Missouri State
- 24 Valparaiso
- 27 at Bradley

March

- 4-7 MVC Tournament



OPPONENTS



Dec. 7, 2020
Cape Girardeau, Mo.
Dec. 9, 2020
Nashville, Tenn.

Location.....Nashville, Tenn.
Founded.....1891
Enrollment.....4,632
Colors.....Purple & Gold
Nickname.....Bisons
Conference.....Atlantic Sun
Arena.....Allen Arena (5,028)
President.....L. Randolph Lowry III
Athletics Director.....Philip Hutcheson
Media Relations.....Kirk Downs
Office Phone.....(615) 966-5457
Cell Phone.....(662) 322-3275
Email.....kirk.downs@lipscomb.edu
Fax.....N/A
Press Row.....(615) 966-1000
Website.....LipscombSports.com
Head Coach.....Lennie Acuff
Alma Mater.....Shorter College, 1988
Career Record (Yrs.).....533-313 (30)
School Record (Yrs.).....16-16 (1)
2019-20 Record.....16-16
Conference Record/Finish.....9-7/3rd

LipscombSports.com



Jan. 16, 2021
Cape Girardeau, Mo.
Feb. 13, 2021
Clarksville, Tenn.

Location.....Clarksville, Tenn.
Founded.....1927
Enrollment.....10,954
Colors.....Red & White
Nickname.....Governors
Conference.....Ohio Valley
Arena.....Winfield Dunn Center (7,257)
President.....Alisa White
Athletics Director.....Gerald Harrison
Media Relations.....Colby Wilson
Office Phone.....(931) 221-6561
Cell Phone.....(615) 604-3803
Email.....wilsonrc@apsu.edu
Fax.....(931) 221-7562
Press Row.....(931) 221-7191
Website.....LetsGoPeay.com
Head Coach.....Matt Figger
Alma Mater.....Eastern Kentucky, 1995
Career Record (Yrs.).....62-37 (3)
School Record (Yrs.).....62-37 (3)
2019-20 Record.....21-12
Conference Record/Finish.....14-4/3rd

LetsGoPeay.com



Lipscomb Schedule

November

25 Campbellsville Harrodsburg
28 vs. Lamar
29 at Tulane

December

2 at Cincinnati
5 at Arkansas
7 at Southeast Missouri
9 Southeast Missouri
12 Belmont
15 Trevecca
21 Crowley's Ridge
29 Freed-Hardeman
31 Liberty

January

2 Liberty
7 at Bellarmine
9 at Bellarmine
21 Florida Gulf Coast
23 Florida Gulf Coast
28 at Stetson
30 at Stetson

February

4 Kennesaw State
6 Kennesaw State
11 at Jacksonville
13 at Jacksonville
18 North Florida
20 North Florida
25 at North Alabama
27 at North Alabama



Dec. 22, 2020
Terre Haute, Ind.

Location.....Terre Haute, Ind.
Founded.....1865
Enrollment.....10,830
Colors.....Royal Blue, White & Cool Gray
Nickname.....Sycamores
Conference.....Missouri Valley
Arena.....Hulman Center (Renovations)
President.....Dr. Deborah J. Curtis
Athletics Director.....Sherard Clinkscales
Media Relations.....Tim McCaughan
Office Phone.....(812) 237-4161
Cell Phone.....(618) 841-2139
Email.....timothy.mccaughan@indstate.edu
Fax.....N/A
Press Row.....(812) 237-3654
Website.....GoSycamores.com
Head Coach.....Greg Lansing
Alma Mater.....South Dakota, 1990
Career Record (Yrs.).....166-154 (10)
School Record (Yrs.).....166-154 (10)
2019-20 Record.....18-12
Conference Record/Finish.....11-7/4th

GoSycamores.com



INDIANA STATE



Jan. 7, 2021
Nashville, Tenn.

Location.....Nashville, Tenn.
Founded.....1890
Enrollment.....8,481
Colors.....Navy, Red & White
Nickname.....Bruins
Conference.....Ohio Valley
Arena.....Curb Event Center (5,000)
President.....Dr. Robert C. Fisher
Athletics Director.....Scott Corley
Media Relations.....Greg Sage
Office Phone.....(615) 460-6698
Cell Phone.....(615) 512-3633
Email.....greg.sage@belmont.edu
Fax.....(615) 460-5584
Press Row.....(615) 460-8554
Website.....BelmontBruins.com
Head Coach.....Casey Alexander
Alma Mater.....Belmont, 1995
Career Record (Yrs.).....163-127 (9)
School Record (Yrs.).....26-7 (1)
2019-20 Record.....26-7
Conference Record/Finish.....15-3/t1st

BelmontBruins.com



BELMONT

Indiana State Schedule

November

25-27 Gulf Coast Showcase
December
6 Indianapolis
12 at Purdue
15 at Saint Louis
19 Ball State
22 Southeast Missouri
30 Valparaiso

January

2 at Drake
6 Southern Illinois
9 at Illinois State
13 Northern Iowa
16 Drake
19 at Evansville
23 Loyola
26 at Bradley
31 Missouri State

February

3 at Northern Iowa
6 at Southern Illinois
9 Bradley
13 Evansville
17 at Missouri State
20 at Loyola
23 Illinois State
27 at Valparaiso

March

4-7 MVC Tournament

Belmont Schedule

November

26 vs. Howard
27 vs. George Mason
28 vs. Northeastern

December

2 at Tennessee State
5 Samford
8 Tennessee State
12 at Lipscomb
16 Kennesaw State
21 at Evansville
30 Murray State

January

2 at UT Martin
7 Southeast Missouri
9 UT Martin
14 at Tennessee Tech
16 at Jacksonville State
21 Eastern Illinois
23 SIU Edwardsville
28 at Austin Peay
30 at Murray State

February

4 at Eastern Illinois
6 at SIU Edwardsville
11 Eastern Kentucky
13 Morehead State
18 Jacksonville State
20 Tennessee Tech
25 at Eastern Kentucky
27 at Morehead State

March

3-6 OVC Tournament





OPPONENTS



Jan. 30, 2021
Cape Girardeau, Mo.
Feb. 25, 2021
Charleston, Ill.

Location.....Charleston, Ill.
Founded.....1895
Enrollment.....7,526
Colors.....Blue & Gray
Nickname.....Panthers
Conference.....Ohio Valley
Arena.....Lantz Arena (5,300)
President.....Dr. David M. Glassman
Athletics Director.....Tom Michael
Media Relations.....Rich Moser
Office Phone.....(217) 581-7480
Cell Phone.....(217) 508-8317
Email.....rlmoser@eiu.edu
Fax.....(217) 581-7001
Press Row.....(217) 581-5135
Website.....EIUPanthers.com
Head Coach.....Jay Spoonhour
Alma Mater.....Pittsburg State, 1994
Career Record (Yrs.).....216-171 (13)
School Record (Yrs.).....110-139 (8)
2019-20 Record.....17-15
Conference Record/Finish.....9-9/t5th

EIUPanthers.com



Feb. 6, 2021
Cape Girardeau, Mo.

Location.....Jacksonville, Ala.
Founded.....1883
Enrollment.....8,514
Colors.....Red & White
Nickname.....Gamecocks
Conference.....Ohio Valley
Arena.....Pete Mathews Coliseum (3,500)
President.....Dr. John M. Beehler
Athletics Director.....Greg Seitz
Media Relations.....Tyler Brown
Office Phone.....(256) 782-5977
Cell Phone.....(423) 619-0557
Email.....tabrown@jsu.edu
Fax.....(256) 782-5528
Press Row.....(256) 782-5528
Website.....JSUGamecockSports.com
Head Coach.....Ray Harper
Alma Mater.....Kentucky Wesleyan, 1985
Career Record (Yrs.).....511-183 (21)
School Record (Yrs.).....80-56 (4)
2019-20 Record.....13-19
Conference Record/Finish.....8-10/t7th

JSUGamecockSports.com



Eastern Illinois Schedule

November

25 at Wisconsin
27 at Marquette
29 at Butler

December

3 Chicago State
5 at Green Bay
9 at Evansville
12 Western Illinois
21 at SIU Edwardsville
30 at Eastern Kentucky

January

2 Tennessee Tech
5 SIU Edwardsville
7 Murray State
9 Austin Peay
14 Morehead State
16 Eastern Kentucky
21 at Belmont
23 at Tennessee State
28 at UT Martin
30 at Southeast Missouri

February

4 Belmont
6 Tennessee State
11 at Jacksonville State
13 at Tennessee Tech
18 at Murray State
20 at Austin Peay
25 Southeast Missouri
27 UT Martin

March

3-6 OVC Tournament



Jan. 23, 2021
Richmond, Ky.
Feb. 18, 2021
Cape Girardeau, Mo.

Location.....Richmond, Ky.
Founded.....1906
Enrollment.....17,034
Colors.....Maroon & White
Nickname.....Colonels
Conference.....Ohio Valley
Arena.....McBrayer Arena (6,500)
President.....Dr. Michael T. Benson
Athletics Director.....Matt Roan
Media Relations.....Steve Fohl
Office Phone.....(859) 622-1253
Cell Phone.....(859) 200-1958
Email.....steve.fohl@eku.edu
Fax.....(859) 622-5108
Press Row.....(859) 622-5908
Website.....EKUSports.com
Head Coach.....A.W. Hamilton
Alma Mater.....Marshall, 2005
Career Record (Yrs.).....29-35 (2)
School Record (Yrs.).....29-35 (2)
2019-20 Record.....16-17
Conference Record/Finish.....12-6/4th

EKUSports.com



Jan. 21, 2021
Morehead, Ky.
Feb. 19, 2021
Cape Girardeau, Mo.

Location.....Morehead, Ky.
Founded.....1887
Enrollment.....10,951
Colors.....Blue & Gold
Nickname.....Eagles
Conference.....Ohio Valley
Arena.....Ellis T. Johnson Arena (8,500)
President.....Dr. Joseph A. Morgan
Athletics Director.....Jaime Gordon
Media Relations.....Matt Schabert
Office Phone.....(606) 783-2556
Cell Phone.....(606) 202-3575
Email.....m.schabert@moreheadstate.edu
Fax.....(606) 783-2550
Press Row.....(606) 783-2500
Website.....MSUEagles.com
Head Coach.....Preston Spradlin
Alma Mater.....Alice Lloyd (Ky.), 2009
Career Record (Yrs.).....46-69 (4)
School Record (Yrs.).....46-69 (4)
2019-20 Record.....13-19
Conference Record/Finish.....7-11/8th

MSUEagles.com



Eastern Kentucky Schedule

November

25 vs. North Florida
27 vs. Charleston Southern
30 at Xavier

December

2 at South Carolina-Upstate
7 Morehead State
10 Boyce College
14 at Morehead State
17 Campbellsville Harrodsburg
22 High Point
30 Eastern Illinois

January

2 at Austin Peay
7 Jacksonville State
9 Tennessee Tech
14 at SIU Edwardsville
16 at Eastern Illinois
21 UT Martin
23 Southeast Missouri
28 at Tennessee Tech
30 at Jacksonville State

February

4 Austin Peay
6 Murray State
11 at Belmont
13 at Tennessee State
18 at Southeast Missouri
20 at UT Martin
25 Belmont
27 Tennessee State

March

3-6 OVC Tournament

Morehead State Schedule

November

25 vs. Kentucky
27 vs. Richmond
29 vs. Detroit Mercy

December

2 at Ohio State
7 at Eastern Kentucky
9 Transylvania
10 Transylvania
14 Eastern Kentucky
18 SIU Edwardsville
22 at Clemson

January

2 at Murray State
7 Tennessee Tech
9 Jacksonville State
14 at Eastern Illinois
16 at SIU Edwardsville
21 Southeast Missouri
23 UT Martin
28 at Jacksonville State
30 at Tennessee Tech

February

4 Murray State
6 Austin Peay
11 at Tennessee State
13 at Belmont
18 at UT Martin
19 at Southeast Missouri
25 Tennessee State
27 Belmont

March

3-6 OVC Tournament

EASTERN KENTUCKY

MOREHEAD STATE

EASTERN ILLINOIS

JACKSONVILLE STATE



MURRAY STATE



Jan. 14, 2021
Cape Girardeau, Mo.
Feb. 11, 2021
Murray, Ky.

Location.....Murray, Ky.
Founded.....1922
Enrollment.....10,988
Colors.....Navy & Gold
Nickname.....Racers
Conference.....Ohio Valley
Arena.....CFSB Center (8,600)
President.....Dr. Bob Jackson
Athletics Director.....Kevin Saal
Media Relations.....Dave Winder
Office Phone.....(270) 809-4271
Cell Phone.....(270) 293-0566
Email.....dwinder@murraystate.edu
Fax.....(270) 809-6814
Press Row.....(270) 293-0566
Website.....GoRacers.com
Head Coach.....Matt McMahon
Alma Mater.....Appalachian State, 2000
Career Record (Yrs.).....110-51 (5)
School Record (Yrs.).....110-51 (5)
2019-20 Record.....23-9
Conference Record/Finish.....15-3/t1st

GoRacers.com



TENNESSEE STATE



Jan. 2, 2021
Cape Girardeau, Mo.
Jan. 9, 2021
Nashville, Tenn.

Location.....Nashville, Tenn.
Founded.....1912
Enrollment.....9,165
Colors.....Reflex Blue & White
Nickname.....Tigers
Conference.....Ohio Valley
Arena.....Gentry Center (9,100)
President.....Dr. Glenda Baskin Glover
Athletics Director.....Dr. Mikki Allen
Media Relations.....Ashley Fontenot
Office Phone.....(615) 963-5922
Cell Phone.....N/A
Email.....afonteno@tnstate.edu
Fax.....(615) 963-7692
Press Row.....(615) 963-7616
Website.....TSUTigers.com
Head Coach.....Brian "Penny" Collins
Alma Mater.....Belmont, 2006
Career Record (Yrs.).....27-36 (2)
School Record (Yrs.).....27-36 (2)
2019-20 Record.....18-15
Conference Record/Finish.....9-9/t5th

TSUTigers.com



Murray State Schedule

November
25 Brescia
28 Kentucky Wesleyan
December
2 at Middle Tennessee
8 Austin Peay
11 at Southern Illinois
15 Prairie View A&M
21 at Austin Peay
30 at Belmont
January
2 Morehead State
7 at Eastern Illinois
9 at SIU Edwardsville
14 at Southeast Missouri
16 at UT Martin
21 Jacksonville State
23 Tennessee Tech
28 Tennessee State
30 Belmont
February
4 at Morehead State
6 at Eastern Kentucky
11 Southeast Missouri
13 UT Martin
18 Eastern Illinois
20 SIU Edwardsville
25 at Jacksonville State
27 at Tennessee Tech
March
3-6 OVC Tournament

OPPONENTS



Jan. 28, 2021
Cape Girardeau, Mo.
Feb. 27, 2021
Edwardsville, Ill.

Location.....Edwardsville, Ill.
Founded.....1957
Enrollment.....14,265
Colors.....Red & White
Nickname.....Cougars
Conference.....Ohio Valley
Arena.....First Community Arena (4,000)
Chancellor.....Randy Pembroke
Athletics Director.....Tim Hall
Media Relations.....Joe Pott
Office Phone.....(618) 650-2860
Cell Phone.....(314) 707-1712
Email.....jpott@siue.edu
Fax.....(618) 650-2296
Press Row.....(618) 558-4112
Website.....SIUECougars.com
Head Coach.....Brian Barone
Alma Mater.....Marquette, 2000, 2002
Career Record (Yrs.).....8-23 (1)
School Record (Yrs.).....8-23 (1)
2019-20 Record.....8-23
Conference Record/Finish.....5-13/11th

SIUECougars.com



SIU EDWARDSVILLE

SIU Edwardsville Schedule

November
27 at Youngstown State
28 vs. Eastern Michigan
29 vs. Carlow
December
2 at Northern Illinois
5 vs. Omaha
9 at Valparaiso
13 at Northwestern
18 at Morehead State
21 Eastern Illinois
January
2 Jacksonville State
5 at Eastern Illinois
7 Austin Peay
9 Murray State
14 Eastern Kentucky
16 Morehead State
21 at Tennessee State
23 at Belmont
28 at Southeast Missouri
30 at UT Martin
February
4 Tennessee State
6 Belmont
11 at Tennessee Tech
13 at Jacksonville State
18 at Austin Peay
20 at Murray State
25 UT Martin
27 Southeast Missouri
March
3-6 OVC Tournament

Tennessee State Schedule

November
26 at Coppin State
27 at Marshall
December
2 Belmont
5 Boyce College
8 at Belmont
22 Chattanooga
30 Austin Peay
January
2 at Southeast Missouri
7 UT Martin
9 Southeast Missouri
14 at Jacksonville State
16 at Tennessee Tech
21 SIU Edwardsville
23 Eastern Illinois
28 at Murray State
30 at Austin Peay
February
4 at SIU Edwardsville
6 at Eastern Illinois
11 Morehead State
13 Eastern Kentucky
18 Tennessee Tech
20 Jacksonville State
25 at Morehead State
27 at Eastern Kentucky
March
3-6 OVC Tournament



Dec. 30, 2020
Cookeville, Tenn.
Feb. 4, 2021
Cape Girardeau, Mo.

Location.....Cookeville, Tenn.
Founded.....1915
Enrollment.....10,186
Colors.....Purple & Gold
Nickname.....Golden Eagles
Conference.....Ohio Valley
Arena.....Hooper Eblen Center (7,500)
President.....Dr. Phil Oldham
Athletics Director.....Mark Wilson
Media Relations.....Mike Lehman
Office Phone.....(931) 372-3088
Cell Phone.....(931) 319-3975
Email.....mlehman@tnitech.edu
Fax.....(931) 372-6139
Press Row.....(931) 372-6077
Website.....TTUSports.com
Head Coach.....John Pelphrey
Alma Mater.....Kentucky, 1992
Career Record (Yrs.).....158-148 (10)
School Record (Yrs.).....9-22 (1)
2019-20 Record.....9-22
Conference Record/Finish.....6-12/9th

TTUSports.com



Tennessee Tech Schedule

November
25 at Indiana
30 vs. Chattanooga
December
2 at Xavier
3 at Northern Kentucky
6 at Western Carolina
13 Jacksonville State
16 at Jacksonville State
19 at Tennessee
22 at Western Kentucky
30 Southeast Missouri
January
2 at Eastern Illinois
7 at Morehead State
9 at Eastern Kentucky
14 Belmont
16 Tennessee State
21 at Austin Peay
23 at Murray State
28 Eastern Kentucky
30 Morehead State
February
4 at Southeast Missouri
6 at UT Martin
11 SIU Edwardsville
13 Eastern Illinois
18 at Tennessee State
20 at Belmont
25 Austin Peay
27 Murray State
March
3-6 OVC Tournament

FOLLOW THE REDHAWKS AT GOSOUTHEAST.COM





OPPONENTS

RESULTS VS. 2020-21 OPPONENTS



Dec. 12, 2020
Martin, Tenn.
Dec. 18, 2020
Cape Girardeau, Mo.

Location.....Martin, Tenn.
Founded.....1951
Enrollment.....6,705
Colors.....Navy Blue & Orange
Nickname.....Skyhawks
Conference.....Ohio Valley
Arena.....Elam Center (4,300)
President.....Dr. Keith Carver
Athletics Director.....Kurt McGuffin
Media Relations.....Ryne Rickman
Office Phone.....(731) 881-7632
Cell Phone.....(270) 703-2601
Email.....rrickman@utm.edu
Fax.....N/A
Press Row.....(731) 881-7694
Website.....UTMSports.com
Head Coach.....Anthony Stewart
Alma Mater.....Mount Union, 1993
Career Record (Yrs.).....53-73 (5)
School Record (Yrs.).....53-73 (5)
2019-20 Record.....9-20
Conference Record/Finish.....5-13/10th

UTMSports.com



UT Martin Schedule

December

28 Health Sciences & Pharmacy
December
2 Evansville
12 Southeast Missouri
18 at Southeast Missouri
22 at Ole Miss
30 at Jacksonville State

January

2 Belmont
7 at Tennessee State
9 at Belmont
14 Austin Peay
16 Murray State
21 at Eastern Kentucky
23 at Morehead State
28 Eastern Illinois
30 SIU Edwardsville

February

4 Jacksonville State
6 Tennessee Tech
11 at Austin Peay
13 at Murray State
18 Morehead State
20 Eastern Kentucky
25 at SIU Edwardsville
27 at Eastern Illinois

March

3-6 OVC Tournament

Austin Peay

Overall: 22-42

12/7/68 L, 85-92 A
1/18/69 W, 82-81 H
12/18/71 W, 96-93 H
1/4/92 W, 79-76 H
2/1/92 L, 86-92 A
1/11/93 W, 90-68 A
2/22/93 W, 77-64 H
1/31/94 L, 69-75 A
2/28/94 W, 98-72 H
1/30/95 L, 63-79 H
2/27/95 W, 90-87 A
1/15/96 L, 69-82 A
2/10/96 L, 71-84 H
1/4/97 L, 85-96 A
2/3/97 W, 73-72 H
12/6/97 W, 73-61 H
2/2/98 W, 81-57 A
2/24/98 • L, 46-76 A
12/3/98 W, 74-65 A
1/12/99 W, 87-71 H
1/8/00 W, 62-60 H
2/5/00 L, 64-67 A
1/6/01 L, 60-88 A
2/1/01 L, 72-77 H
2/27/01 • L, 70-72 A
1/26/01 L, 67-68 H
2/23/01 L, 47-80 A
1/25/03 L, 49-62 A
2/22/03 L, 56-63 H
1/8/04 L, 48-52 H
1/24/04 L, 52-54 A
1/6/05 L, 50-60 A
1/22/05 W, 65-52 H
1/14/06 L, 56-63 H
1/30/06 L, 62-73 A
1/13/07 L, 67-68 A
1/29/07 L, 73-75 H
1/12/08 L, 82-85 A
1/29/08 W, 121-116 H
12/4/08 L, 67-91 H
2/28/09 L, 78-88 A
12/3/09 L, 71-76 A
2/27/10 L, 68-71 H
12/2/10 L, 60-78 H
2/26/11 L, 52-75 A
3/3/11 • L, 60-76 N
1/26/12 W, 65-60 H
2/25/12 L, 59-68 A
1/3/13 W, 86-84 H
2/28/13 W, 108-81 A
1/4/14 L, 74-80 A
2/27/14 W, 83-80 H
1/31/15 W, 70-64 A
2/28/15 W, 89-65 H

1/30/16 L, 80-86 H
2/27/16 L, 75-83 A
1/28/17 W, 82-71 A
2/25/17 L, 79-88 H
1/6/18 L, 71-76 A
2/3/18 L, 81-96 H
10/10/19 L, 60-78 H
2/21/19 L, 70-83 A
1/2/20 L, 63-78 A
1/16/20 L, 59-84 H

Belmont

Overall: 0-9

1/10/13 L, 72-107 A
1/9/14 L, 94-107 H
1/1/15 L, 77-78 A
12/31/15 L, 82-92 H
1/7/17 L, 75-87 A
12/28/17 L, 72-94 H
1/31/19 L, 71-97 A
3/2/19 L, 66-84 H
1/9/20 L, 64-89 H

Eastern Illinois

Overall: 30-26

1965-66 W, 115-78 -
1966-67 W, 73-72 -
1968-69 L, 72-76 -
1969-70 W, 87-80 -
3/1/71 L, 78-88 -
2/26/75 L, 77-92 -
1/25/97 L, 61-65 H
2/22/97 L, 71-92 A
1/24/98 L, 78-81^{OT} H
2/21/98 W, 84-77^{OT} A
1/23/99 W, 81-70 A
2/20/99 W, 92-70 H
2/23/99 • W, 78-57 H
1/22/00 W, 77-66 H
2/19/00 W, 72-71 A
1/20/01 L, 71-83 A
2/17/01 W, 75-73 H
1/5/02 L, 74-84 A
2/19/02 W, 102-87 H
1/4/03 L, 75-85 H
2/4/03 L, 73-85 A
1/13/04 W, 84-64 A
2/10/04 L, 85-89 H
1/11/05 W, 79-60 H
2/8/05 W, 88-79 A
1/5/06 W, 72-60 A
2/15/06 L, 49-60 H
1/4/07 W, 80-65 H
2/13/07 L, 69-77 A
1/5/08 W, 82-71[^] A
2/14/08 L, 70-90 H

1/10/09 L, 63-83 H
2/7/09 L, 62-70 A
1/9/10 L, 68-88 A
2/6/10 L, 49-75 H
1/8/11 W, 78-75 H
2/5/11 W, 70-64 A
1/14/12 W, 80-73 H
1/30/12 W, 74-53 A
1/26/13 L, 72-78^{OT} A
2/9/13 W, 77-64 H
3/6/13 • W, 78-68 N
1/25/14 L, 74-77 H
2/8/14 W, 74-68 A
3/5/14 • W, 79-61 N
2/7/15 W, 68-64 H
2/22/15 L, 65-73 A
2/6/16 L, 69-78 A
2/20/16 L, 68-71 H
1/21/17 W, 83-71 H
2/11/17 L, 80-86^{OT} A
1/20/18 W, 86-74 A
2/15/18 W, 80-73 H
1/26/19 W, 64-59 H
2/16/19 W, 88-79 A
1/25/20 L, 59-61 A
2/27/20 L, 70-72 H

Eastern Kentucky

Overall: 19-33

1/20/92 W, 76-74 H
2/15/92 L, 69-83 A
1/25/93 W, 79-63 H
2/15/93 L, 65-86 A
1/8/94 L, 62-86 A
2/7/94 L, 75-84 H
1/7/95 W, 59-52 H
2/6/95 L, 66-71 A
1/6/96 L, 73-89 A
2/5/96 L, 76-79 H
1/11/97 W, 70-68 H
2/10/97 L, 76-84 A
1/5/98 L, 79-82^{20T} A
1/31/98 W, 87-78 H
12/10/98 W, 78-58 H
2/16/99 W, 77-61 A
1/29/00 W, 77-65 H
2/26/00 W, 76-74 A
1/29/01 W, 65-59 A
2/22/01 W, 81-70 H
1/10/02 W, 95-75 H
2/9/02 W, 81-74 A
1/9/03 W, 93-77 A
2/8/03 L, 75-79 H
2/19/04 L, 81-85 H
2/17/05 L, 72-83 A
3/4/05 • L, 52-69 N



RESULTS VS. 2020-21 OPPONENTS

OPPONENTS



1/2/06	W, 68-62	H	Jacksonville State	1/11/03	L, 63-77	A	2/19/94	L, 95-96	H	Northern Colorado	2/11/36	W, 31-21	H				
2/11/06	L, 51-80	A	<i>Overall: 7-18</i>	2/6/03	L, 69-79	H	2/1/95	L, 79-83	H	<i>First Meeting</i>	1/11/37	W, 27-23	H				
1/2/07	W, 88-74	A	1/29/04	L, 64-79	A	3/4/03 •	L, 84-91	A	2/18/95	L, 55-83	A	2/16/37	W, 31-27	H			
2/10/07	L, 61-66	H	1/27/05	W, 84-65	H	2/21/04	W, 80-77	H	2/1/96	L, 77-81	A	Southern Illinois	1/5/38	W, 43-29	H		
1/2/08	W, 66-55 ^	H	12/21/05	L, 72-82	A	2/19/05	L, 66-88	A	2/22/96	L, 61-79	H	<i>Overall: 4-6-71</i>	2/21/38	W, 36-24	H		
2/9/08	L, 69-80 ^{OT}	A	2/25/06	L, 67-80	H	1/26/06	L, 55-60	H	1/23/97	L, 75-77	A	2/20/14	L, 7-11	A	12/31/38	L, 24-27	N
1/17/09	L, 71-74	H	12/17/06	L, 67-70	H	2/9/06	L, 59-62	A	2/6/97	L, 75-86	H	1914-15	L, 15-23	A	1/13/39	W, 34-23	H
2/12/09	L, 64-84	A	2/24/07	L, 72-78	A	1/24/07	W, 61-59	A	1/17/98	L, 66-101	A	1914-15	L, 17-20	A	2/10/39	W, 46-45 ^{2OT}	H
1/16/10	L, 63-79	A	12/20/07	W, 81-80 ^	A	2/8/07	W, 81-78	H	2/14/98	L, 71-82	H	2/4/16	W, 56-26	H	1/30/40	L, 25-38	A
2/11/10	L, 56-59	H	3/1/08	L, 83-86	H	1/24/08	L, 78-82	H	1/14/99	L, 70-71	H	2/5/16	W, 37-26	H	2/26/40	L, 36-52	A
1/15/11	L, 52-64	H	1/5/09	L, 66-71	A	2/7/08	L, 63-75	A	2/11/99	L, 52-62	A	2/18/16	L, 19-25 ^{OT}	A	1/9/41	L, 33-43	A
2/10/11	L, 64-77	A	1/29/09	L, 68-78	H	1/15/09	L, 67-73	H	2/27/99 •	L, 61-62	N	1916-17	L, 15-30	A	2/7/41	W, 51-46	H
3/2/11 •	W, 65-49	N	1/4/10	W, 78-66	H	2/14/09	L, 67-79	A	1/15/00	W, 84-78	A	1916-17	L, 25-48	A	1/7/42	W, 62-34	H
1/7/12	L, 59-63	A	1/28/10	L, 55-58	A	1/14/10	L, 40-80	A	2/12/00	L, 60-77	H	1916-17	L, 25-34	A	2/27/42	L, 36-39	A
2/29/12 •	W, 75-65	N	12/19/10	W, 76-67	A	2/13/10	L, 54-73	H	3/5/00 •	W, 67-56	N	1917-18	L, 15-30	A	12/16/42	L, 42-47	H
2/2/13	L, 72-81	H	1/27/11	L, 56-65 ^{OT}	H	1/13/11	L, 63-76	H	1/11/01	L, 58-60	H	1917-18	L, 25-48	A	12/17/43	L, 43-53	A
3/6/13 •	L, 69-84	N	1/2/12	W, 74-56	H	2/12/11	L, 52-64	A	2/8/01	L, 54-65	A	1917-18	L, 16-23	H	1/2/43	L, 40-52	A
2/1/14	L, 78-79	A	2/23/12	L, 59-69	A	12/28/11	W, 67-51	H	1/19/02	L, 72-85	A	1917-18	L, 16-21	H	2/20/43	W, 52-48	H
3/6/14 •	L, 76-84	N	2/20/13	L, 65-67	A	1/17/13	L, 59-75	H	2/16/02	L, 86-92	H	1918-19	W, 36-8	H	1/12/44	W, 42-38	H
1/10/15	L, 55-68	H	2/20/14	W, 87-70	H	1/16/14	L, 67-80	A	1/18/03	W, 78-68	H	1918-19	W, 24-21	H	2/16/44	W, 41-37	H
1/9/16	L, 69-88	A	1/14/15	W, 69-52	A	1/8/15	L, 57-70	H	2/15/03	L, 65-71	A	1919-20	W, 30-22	A	12/12/44	L, 41-53	A
12/31/16	W, 81-48	H	1/13/16	L, 60-74	H	3/4/15 •	L, 74-79	N	2/7/04	L, 74-80	H	1919-20	W, 22-12	A	2/14/45	W, 52-50	H
1/13/18	L, 86-91	H	2/1/17	L, 62-74	A	1/7/16	L, 69-96	A	2/26/04	L, 63-76	A	1919-20	W, 38-22	H	1/22/46	L, 47-61	A
2/22/18	L, 88-91	A	3/2/17	L, 51-74	N	2/4/17	L, 81-89	H	2/5/05	W, 61-58	A	1919-20	W, 23-10	H	2/12/46	L, 46-58	H
1/19/19	L, 83-85	A	1/27/18	L, 60-78	A	1/11/18	W, 78-75	H	2/24/05	L, 57-61	H	1/14/21	W, 36-8	H	1/14/47	L, 39-42	A
2/1/20	L, 57-70	A	2/9/19	L, 64-81	H	2/8/18	W, 78-62	A	3/1/05 •	W, 61-58	A	1/15/21	W, 24-21	H	1/29/47	W, 51-40	H
			2/6/20	W, 76-72	H	1/17/19	L, 69-73	A	1/7/06	L, 68-81	A	1/28/21	L, 17-18	A	12/13/47	L, 45-54	H
Evansville			2/20/20	L, 58-65	A	1/30/20	L, 74-90	A	1/28/06	L, 69-76	H	1/29/21	L, 16-34	A	1/1/48	L, 43-63	N
<i>Overall: 5-10</i>								1/8/07	W, 96-85	A	1/13/22	W, 19-18	A	1/14/48	L, 45-72	A	
12/21/39	L, 43-52	H	Lipscomb		Murray State		1/27/07	L, 67-85	H	2/10/22	W, 55-15	H	2/9/49	W, 53-47	H		
12/21/40	L, 29-50	A	<i>First Meeting</i>		<i>Overall: 21-60</i>		1/7/08	L, 51-79	H	1/26/23	L, 25-37	A	2/22/49	L, 75-88	A		
12/10/41	W, 55-45	H			1930-31	W, 29-47	H	1/26/08	L, 85-86	A	1/27/23	L, 11-28	A	12/13/49	L, 48-60	A	
12/3/46	W, 48-43	H	Morehead State		1930-31	L, 41-45	A	1/24/09	L, 55-80	A	2/9/23	W, 26-19	H	2/8/50	L, 50-60	H	
2/22/47	W, 61-45	A	<i>Overall: 19-31</i>		1938-39	L, 41-49	A	2/17/09	L, 62-70	H	2/10/23	L, 19-22	H	12/6/50	L, 46-74	A	
12/3/47	W, 56-45	H	1/18/92	W, 85-74	H	1939-40	L, 40-42	H	1/23/10	L, 61-80	H	1/25/24	W, 38-17	H	1/2/51	L, 56-67	H
2/18/48	L, 52-66	A	2/17/92	L, 80-84	A	1939-40	L, 28-41	A	2/16/10	L, 68-80	A	1/26/24	W, 22-12	H	1/3/52	W, 59-57	H
12/1/48	L, 40-72	A	1/23/93	W, 107-96	H	1940-41	L, 32-38	H	1/22/11	L, 58-96	A	2/8/24	W, 24-15	A	1/22/52	L, 42-44	A
1/11/49	L, 42-51	H	2/13/93	L, 85-92	A	1940-41	W, 36-25	A	2/16/11	W, 64-57	H	2/9/24	W, 17-13	A	12/9/52	L, 62-67	H
12/21/92	L, 68-92	A	1/10/94	L, 72-85	A	1941-42	L, 56-58	H	2/2/12	L, 73-81	A	1/24/25	W, 31-15	A	1/27/53	L, 68-74	A
11/27/93	L, 60-76	H	2/5/94	L, 80-94	H	1941-42	L, 30-32	A	2/15/12	L, 66-75	H	2/28/25	W, 33-19	A	12/7/53	L, 50-55	A
11/27/06	L, 45-65	A	1/9/95	L, 72-74 ^{OT}	H	1942-43	W, 46-42	H	1/5/13	L, 66-74	H	1/29/26	W, 36-11	H	1/28/54	W, 69-66	H
1/20/07	W, 87-77	H	2/4/95	L, 49-80	A	1942-43	W, 36-29	A	3/2/13	W, 84-68	A	3/5/26	W, 22-17	A	3/11/61	W, 87-84	H
11/15/15	L, 65-80	A	1/8/96	W, 81-64	A	1942-43	W, 38-32	H	1/2/14	L, 75-82	A	1/28/27	L, 24-29	A	1/16/63	W, 72-68	A
11/16/17	L, 50-66	A	2/3/96	W, 76-74	H	1943-44	W, 61-45	H	3/1/14	W, 118-115 ^{2OT}	H	3/5/27	L, 23-40	H	2/13/63	W, 67-60	H
			1/13/97	W, 94-75	H	1944-45	L, 37-43	H	2/5/15	L, 72-82	A	2/27/29	L, 25-35	A	3/8/63	L, 79-87	N
Indiana State			2/8/97	L, 80-83	A	1944-45	W, 38-34	A	2/14/15	L, 92-94 ^{OT}	H	1/12/31	L, 22-30	H	12/20/63	L, 62-70	N
<i>Overall: 1-2</i>			1/3/98	W, 64-61	A	1945-46	L, 42-46	H	2/4/16	L, 72-78	H	1930-31	L, 19-31	A	11/28/81	L, 67-91	A
12/7/74	W, 92-68	H	1/29/98	W, 99-79	H	1945-46	W, 47-44	A	2/13/16	L, 56-83	A	1931-32	W, 35-23	H	12/4/82	W, 55-50	A
1/9/75	L, 81-92	A	1/4/99	W, 71-69	H	1946-47	W, 53-51	H	1/26/17	W, 75-74	A	1931-32	L, 24-31	A	12/16/93	L, 54-82	A
11/29/02	L, 55-68	N	1/30/99	W, 72-60	A	1947-48	L, 51-55	H	2/23/17	W, 82-69	H	1/25/33	L, 26-31	H	12/15/94	L, 72-74	H
			1/27/00	W, 80-59	H	1948-49	L, 55-68	H	1/4/18	L, 73-89	A	2/20/33	L, 33-40	A	12/14/95	L, 64-70	A
			2/24/00	W, 74-58	A	1/13/92	L, 76-86	A	2/1/18	L, 75-87	H	1/19/34	L, 24-32	H	12/12/96	L, 68-78	H
			1/27/01	W, 74-71	H	2/22/92	W, 80-75	H	1/12/19	L, 67-85	H	2/13/34	L, 21-35	H	12/11/97	L, 62-81	A
			2/24/01	W, 63-61	A	1/16/93	L, 95-111	H	2/23/19	L, 67-103	A	1/23/35	L, 25-37	H	12/28/98	L, 49-70	H
			1/12/02	L, 53-59	H	2/6/93	L, 96-100	A	1/4/20	L, 59-81	A	2/5/35	L, 37-44	H	1/2/00	L, 51-62	A
			2/7/02	L, 75-91	A	2/2/94	L, 74-81	A	1/18/20	L, 91-96 ^{OT}	H	1/11/36	L, 30-34	H	12/5/00	W, 87-84	Q

OVC CHAMPIONS • 2000 // OVC TOURNAMENT CHAMPIONS • 2000 // NCAA TOURNAMENT • 2000

FOLLOW THE REDHAWKS AT GOSOUTHEAST.COM



RECORDS VS. ALL OPPONENTS

OPPONENTS



Abilene Christian.....3-2	Drake0-2	Memphis.....2-5	Purdue Fort Wayne.....2-2	Southwest Baptist.....6-7	Western Illinois.....6-6
Alabama A&M.....2-1	Drury College.....1-0	Miami (Ohio).....1-1	Quincy.....10-6	Southwest of Memphis.....1-0	Western Kentucky.....0-4
Alabama-Birmingham.....0-1	Earlham College.....1-0	Mid-Continent.....1-0	Robert Morris.....1-0	Southwestern Oklahoma.....1-0	Western Michigan.....0-1
Alabama-Huntsville.....0-2	East Texas.....1-0	Midwestern University.....2-1	Rockhurst.....2-0	Sparks College.....1-1	Westminster College.....7-5
Alaska.....1-0	Eastern Illinois*30-26	Middle Tennessee.....14-7	Rust College.....2-0	Spring Hill (Mobile).....1-0	Wheaton.....1-0
Alcorn State.....2-0	Eastern Kentucky*19-33	Millikin.....2-3	Sacramento State.....2-0	State College of Iowa.....0-1	William Jewell.....0-1
Arkansas.....1-8	Eastern Michigan.....0-2	Mississippi.....0-3	Sacred Heart.....0-1	St. Bonaventure.....0-1	William Penn.....1-0
Arkansas College.....1-0	Eastern Tennessee State.....1-0	Mississippi State.....0-1	Saint Louis.....4-11	St. Regis (Denver).....901	Williams Baptist.....1-0
Arkansas-Little Rock.....1-3	Eastern Washington.....1-0	Mississippi Valley State.....1-3	Samford*.....3-6	Tennessee State*.....22-28	Wisconsin.....0-1
Arkansas State.....31-29	Emporia State.....1-0	Missouri.....0-8	Sam Houston State.....1-0	Tennessee Tech*17-35	Wisconsin-Green Bay.....2-2
Arkansas Tech.....0-1	Evangel College.....1-0	Missouri Baptist.....19-0	San Diego.....0-1	Texas Arlington.....2-0	Wisconsin-Milwaukee.....5-1
Augustana.....1-0	Evansville*.....5-10	Missouri-Kansas City.....8-3	San Francisco.....1-0	Texas Rio Grande Valley.....3-1	Wittenberg.....0-1
Austin Peay.....22-42	Fairfield.....1-1	Missouri State.....54-92	San Jose State.....1-0	Texas State.....1-0	Xavier (Ohio).....0-2
Baker University.....3-0	Florida Gulf Coast.....0-1	Missouri-St. Louis.....26-11	Santa Clara.....0-1	Texas Wesleyan.....1-0	Youngstown State.....0-1
Ball State.....0-2	Florida Southern.....0-2	Missouri S&T.....104-31	Savannah State.....1-0	Toledo.....0-1	
Belmont0-9	Florida State.....0-2	Missouri Southern.....8-1	School of the Ozarks.....1-2	Transylvania.....1-0	
Benedictine.....1-0	Fresno State.....0-1	Missouri Western.....4-2	Sewanee.....1-0	Troy.....4-1	
Bethel College.....1-0	Grambling State.....0-1	Montana.....0-4	SMU.....0-2	Truman State.....83-62	
Birmingham Southern.....0-1	Hannibal-LaGrange.....7-0	Montana State.....0-1	South Alabama.....0-1	Tulane.....1-1	
Bowling Green.....0-2	Harding.....1-0	Morehead State19-31	South Dakota State.....3-0	Tulsa.....0-2	
Bradley.....2-9	Harris-Stowe.....9-2	Morris Brown.....2-0	South Florida.....0-2	Union University.....16-6	
Cal State Bakersfield.....0-1	Henderson State.....4-2	Murray State.....21-60	Southeastern Louisiana.....6-0	Upper Iowa.....1-0	
Cal State Fullerton.....0-1	Hendrix College.....0-1	Nebraska.....0-1	Southeastern Oklahoma.....1-0	UT Martin44-29	
Cal State Hayward.....1-0	Houston.....0-1	Nebraska-Kearney.....0-1	Southern Arkansas.....1-0	Vanderbilt.....0-2	
Cal State Northridge.....1-0	Illinois.....0-3	New Haven University.....0-1	Southern Calif. College.....1-0	Washburn.....3-2	
Cal State Riverside.....2-1	Illinois-Chicago.....0-2	New Mexico Highlands.....0-1	Southern Illinois.....46-71	West Florida.....0-1	
Cal State Santa Barbara.....1-0	Illinois College.....5-0	New Mexico.....0-1	SIU Edwardsville21-12	West Georgia.....1-0	
Campbell.....1-0	Illinois State.....1-7	New Orleans.....2-0	Southern Indiana.....3-2	West Texas State.....1-1	
Canterbury College.....3-0	Indiana.....0-1	Nicholls State.....0-1	Southern Mississippi.....1-2	Western Carolina.....1-0	
Centenary.....0-1	Indiana State.....1-2	Norfolk State.....2-0	Southern Utah.....1-1	Western Colorado.....1-0	
Central Arkansas.....9-6	Iowa.....0-1	North Alabama.....2-0			
Central Baptist College.....1-0	Iowa State.....0-2	North Carolina Central.....1-2			
Central Florida.....1-0	IUPUI.....2-0	North Texas.....1-1			
Central Methodist*.....7-0	Jackson State.....2-0	Northern Illinois.....1-1			
Central Michigan.....1-0	Jacksonville.....1-0	Northern Kentucky.....1-2			
Central Missouri.....38-37	Jacksonville State*7-18	Northwest Missouri.....65-60			
Chattanooga.....2-0	Kansas.....0-1	Northwest Oklahoma.....1-0			
Cheyney State.....1-0	Kansas State.....0-2	Oakland City.....17-0			
Chicago State.....1-2	Kentucky Christian.....1-0	Oakland University.....0-1			
Christian Brothers.....13-3	Kentucky Wesleyan.....6-12	Ohio Northern.....1-0			
Cincinnati.....0-2	Lewis University.....1-0	Ohio State.....0-1			
Citadel.....0-2	Lincoln University.....28-20	Oklahoma.....0-1			
Cleveland State.....1-1	Lindenwood College.....1-0	Oklahoma State.....0-1			
Colorado State.....0-2	Longwood*.....1-0	Old Dominion.....0-1			
Columbia College.....1-0	Louisiana State.....0-1	Oral Roberts.....1-4			
Concordia Seminary.....22-12	Louisiana Tech*.....1-4	Oregon.....0-1			
Coppin State.....0-1	Louisville.....0-1	Ottawa University.....2-2			
Cornell.....0-1	Loyola Marymount.....0-2	Ouachita Baptist.....2-0			
Creighton.....0-1	Loyola (New Orleans).....1-0	Panhandle A&M.....2-0			
Culver-Stockton*.....3-1	Lyon College.....1-0	Parks College.....1-0			
Dakota Wesleyan.....1-0	Maine.....1-0	Peru State.....2-0			
Dayton.....0-1	Maryville College.....4-0	Philander Smith.....1-0			
Delta State.....8-10	MacMurray College.....1-0	Pittsburg State.....5-0			
Denver.....1-0	McKendree College.....19-5	Prairie View A&M.....1-0			
DePaul.....0-4	McNeese State.....1-1	Purdue.....0-2			

* Indicates opponents SEMO had to vacate one win against during the 2007-08 season due to NCAA infractions.

2020-21 Opponents in **Bold**



FOLLOW THE REDHAWKS AT GOSOUTHEAST.COM





2020-21

SEMO BASKETBALL





2020-21



OVC

The 2020-21 campaign marks Southeast Missouri's 30th year as a member of the Ohio Valley Conference. SEMO has won 191 conference games, made 15 OVC Tournament appearances, won one regular-season title (1999-00), one tournament crown (1999-00) and played in one NCAA Tournament (1999-00) during its time in the league.



THIS IS THE OVC

OVC HISTORY

Now in its 73rd year, the Ohio Valley Conference continues to build on the success that has made it the nation's eighth-oldest NCAA Division I conference.

In May 2011 the Conference expanded for the second time in four years, adding Belmont University which began competition in the 2012-13 academic year. The addition of Belmont gave the OVC 12 members, the most the league has had at one time in its illustrious history. The move added a second team in the city of Nashville and was the first addition to the league since Southern Illinois University Edwardsville joined in 2008.

Subsequently, the league has shown its stability over the past decade, seeing only one member institution depart over the past 20 years.

The 2009-10 school year saw a change in leadership as Beth DeBauche was named the seventh full-time Commissioner in league history on July 28, 2009. The last three commissioners of the OVC have moved onto jobs as the commissioner of the Big Ten, Big 12 and the Mid-American Conferences.

The OVC's proud history dates back to 1948, but seeds for the new league were actually planted in 1941. It was then that Roy Stewart, the athletics director at Murray State, Charles "Turkey" Hughes, the athletics director at Eastern Kentucky, and Kelly Thompson, the public relations director at Western Kentucky, first broached the idea of forming a new conference.

Discussions were put on hold by World War II, but reemerged February 27-28, 1948 at the Kentucky Hotel in Louisville as the three original institutions combined with Morehead State, Louisville and Evansville to form the OVC.

In the 1950s, the OVC became a pioneer on a much more significant scale socially. During times of racial segregation, league member

Morehead State became one of the first non-traditionally black mid-southern institutions to accept a black student. In 1958 Marshall Banks earned athletically-related aid at Morehead, which signed a second black athlete, Howard Murphy, a year later. In 1961 Murphy earned all-conference recognition as a halfback in football. With racial barriers broken, the rest of the institutions in the league began to provide educational and athletic opportunities to African-Americans.

After Title IX legislation passed in 1972, women's athletics began a rebirth on the national scene as the NCAA began sponsoring and marketing women's sports. Recognizing the need to provide increased opportunities for female athletes, the OVC began formulating plans for women's athletics in 1975 and established women's championships in the sports of basketball, tennis and track in 1977, with cross country and volleyball added over the next four years. Those sports were initially governed by the Association of Intercollegiate Athletics for Women (AIAW), but the overall strength of women's programs in the league was demonstrated by the automatic bids the OVC instantly received when the NCAA became the governing body in 1982. The conference added women's golf and softball in 1994 and women's soccer in 1998.

Through the past 72 years, 15 teams have won or shared the league's football title. The list is led by Eastern Kentucky, winner of 21 outright or shared football crowns, which is tied with Massachusetts for the second-most in Football Championship Subdivision history (trailing only Grambling's 25 SWAC titles). Among OVC teams, former member Middle Tennessee is next with 11 titles, followed by Tennessee Tech with 10 and Jacksonville State, Murray State and former

member Western Kentucky with eight apiece. Eastern Illinois has seven crowns while Austin Peay, Morehead State, Southeast Missouri, Tennessee State and former members Evansville and East Tennessee State have captured two apiece. UT Martin and former member Youngstown State have one title apiece.

Murray State and Evansville tied for the initial football championship, and the Racers participated in the first-ever bowl game by an OVC team, tying Sul Ross State 21-21 in the 1948 Tangerine Bowl. From 1948 to 1975, OVC teams played in 15 bowl games, winning eight of them. Eastern Kentucky and Western Kentucky were also participants in the NCAA Division II playoffs in the early and mid-1970s prior to the NCAA's reclassification of football programs into Division I-AA. The term "I-AA" lasted until the end of the 2006 season when it was changed to Division I Football Championship Subdivision (FCS).

The first Division I-AA/FCS football playoff was held in 1978 with only four teams, which is the only year through present day that the OVC did not field a playoff representative. In 1979, four of the nation's top teams were invited to the playoffs, and two of them - Eastern Kentucky and Murray State - were from the OVC. Murray dropped its semifinal game to Lehigh, but the Colonels nipped Nevada-Reno in double overtime and claimed the national championship a week later with a 30-7 victory over Lehigh. ECU was coached by former All-America quarterback Roy Kidd, who was in his 16th year at the helm of his alma mater and who skippered the Colonels to a second national title three years later. Following the 2002 season, Kidd retired after 39 years at ECU; upon retirement, he ranked sixth all-time among Division I coaches with 315 victories, earning

him a spot in the College Football Hall of Fame. ECU's 21 FCS playoff appearances are the second most all-time (behind only Montana's 24 berths).

In addition to Kidd, other coaching legends in the OVC include Charles "Bubber" Murphy, who coached at Middle Tennessee from 1947-1968, Western Kentucky's Jimmy Feix (1968-83), Wilburn Tucker (1954-67) and Don Wade (1968-82) of Tennessee Tech, Bill Ferguson (1967-77) of Murray State, Guy Penny (1959-67) of Morehead State and Boots Donnelly (1977-78 at Austin Peay; 1979-1998 at Middle Tennessee). Following the 2011 season Eastern Illinois head coach Bob Spoo retired after 25 years at the school (the last 16 as members of the OVC). In his time as an OVC coach he compiled 92 total victories (fifth-most in league history) and 68 OVC wins (fourth-most in league history) and was inducted into the OVC Hall of Fame in 2012. In 2016 former Murray State head coach Frank Beamer (1981-86) was inducted into the OVC Hall of Fame; he introduced his wide tackle six defense to the OVC and compiled a 43-23-2 record with the Racers before leaving for his alma mater Virginia Tech where he won 280 games in 29 seasons.

A sampling of former OVC football stars, some of whom were All-Americans during their collegiate careers before achieving stardom at the professional ranks, include Jim Youngblood and Larry Schreiber (Tennessee Tech), Phil Simms (Morehead State), Virgil Livers and Dale Lindsey (Western Kentucky), Myron Guyton and Chad Bratzke (Eastern Kentucky), Cortland Finnegan (Samford) and Tony Romo and Jimmy Garoppolo (Eastern Illinois). In 2008, former Tennessee State standout Dominique Rodgers-Cromartie became just the fourth NFL First Round draft pick in OVC history





when he was selected 16th overall by the Arizona Cardinals. He would break into the starting lineup halfway through his rookie season and started at cornerback for the Cardinals in Super Bowl XLIII.

The 2007 season marked a return to scholarship football and the OVC for the Austin Peay Governors. Following the 1996 season the Governors dropped scholarship football and competed as both an independent (1997-00, 2006) and as a member of the Pioneer Football League (2001-05).

The 2007 season also brought new vernacular to the Ohio Valley Conference and the division formerly known as I-AA. Beginning with the 2006 National Championship game the term I-AA was changed to NCAA Football Championship Subdivision (FCS) in a decision by the Division I Board of Directors. The new label was chosen to communicate in a positive and clear manner the unique differences between Division I football categories (chiefly, the post-season opportunity) while still defining them within the Division I experience. The FCS includes programs that compete in an effort to participate in the NCAA championship postseason structure (one of 90 NCAA national championships) as opposed to the Football Bowl Subdivision (FBS) which competes in an effort to participate in the postseason bowl system (the 40 NCAA-licensed events which includes the College Football Playoff).

In 2010 Southeast Missouri State, picked to finish seventh in the preseason poll, compiled a 7-1 Conference record on the way to its first OVC Championship since joining the league in 1991. Overall the Redhawks were 9-2 during the regular season and earned a berth in the FCS Playoffs, its first playoff berth at any level in the program's 104-year history. Southeast would

lose to eventual national champion Eastern Washington in the second round of the playoffs. Head coach Tony Samuel capped the year by winning the Sports Network's Eddie Robinson Award, given to the National Coach of the Year. Samuel was the second OVC coach to win the award (joining Murray State's Houston Nutt who won the award in 1995).

For only the second time in league history in 2011, three teams shared the OVC football championship, as Eastern Kentucky, Jacksonville State and Tennessee Tech finished with 6-2 records. The only other time in league history more than two champions were crowned at the end of the year was 1962 (when four teams shared the crown).

In 2012 Eastern Illinois became just the fourth football team in OVC history to go from worst-to-first in winning the OVC Championship. The Panthers were led by head coach Dino Babers who became just the fourth first-year head coach to win an OVC Championship (joining Boots Donnelly in 1977, Jason Simpson in 2006 and Dean Hood in 2008 – Jacksonville State head coach John Grass would become the fifth coach to achieve that feat in 2014). During the year Eastern Illinois junior wide receiver Erik Lora shattered the FCS single-season receptions record, hauling in 136 passes in 12 games; that mark was 13 more than the previous NCAA record and 44 more than the previous OVC mark.

In 2013 Eastern Illinois repeated as OVC Champions behind Walter Payton Award winner Jimmy Garoppolo. The quarterback became just the second OVC player to earn the National Player of the Year Award, joining former EIU signal caller Tony Romo (2002). Garoppolo passed for 5,050 yards (second most in NCAA single-season history) and 53 touchdowns

(fourth in NCAA history) in leading the Panthers to a 12-2 record and berth to the quarterfinals of the FCS Playoffs.

Garoppolo was drafted by the New England Patriots in the second round of the 2014 NFL Draft, becoming just the fifth OVC player selected in that round and just the fifth OVC quarterback ever selected (and first since 1998). Garoppolo was a part of Patriots teams that won Super Bowls in 2015 and 2017. In 2020 Garoppolo became just the eighth quarterback who played in the FCS (which began in 1978), to start a Super Bowl, taking the snaps for the San Francisco 49ers in Super Bowl LIV against the Kansas City Chiefs. The Chiefs would win, preventing Garoppolo from becoming only the fourth FCS quarterback to start and win a Super Bowl.

The 2013 season saw the OVC snap a 19-game playoff losing streak dating back to the 2000 season. Tennessee State shutout Butler (marking the first OVC road playoff victory since 1986) to snap the streak while later that day Jacksonville State smashed Samford in the first round. A week later Eastern Illinois beat Tennessee State while Jacksonville State won at McNeese State to each advance to the quarterfinals; that marked the first time the OVC put two teams in the quarterfinals in the same season since 1991. Overall the four total playoff wins in the same season established a new OVC record.

In 2015 Jacksonville State ascended to No. 1 in both major Top 25 polls, becoming the first OVC team to be ranked No. 1 since the 1999 season. The Gamecocks would go on to complete its second-straight 8-0 Conference mark and won three playoff games to become the first OVC team to advance to the Division I National Championship Game since 1982 (Eastern Kentucky). JSU lost to

North Dakota State in the title game but finished the year 13-2 overall and ranked No. 2 in the final Top 25 polls. Head coach John Grass became the first OVC coach honored as the AFCA National Coach of the Year while quarterback Eli Jenkins was named the FCS ADA National Quarterback of the Year, finishing the year with 2,788 passing and 1,161 rushing yards (one of just three Division I quarterbacks – FBS or FCS - to achieve those numbers during the year).

Jenkins would conclude his career in 2016 with 3,796 rushing yards, the seventh-most ever by a FCS quarterback. Jenkins, who was named OVC Male Athlete of the Year in back-to-back seasons, capped his career with 11,448 yards of total offense, second-most in OVC history (behind only Garoppolo).

In 2017, Jacksonville State senior defensive end Darius Jackson became the first OVC player to win the Buck Buchanan Award, given to the FCS National Defensive Player of the Year. Jackson tallied 51 tackles, 19.0 tackles-for-loss, 7.0 sacks, 19 quarterback hurries, 3 forced fumbles and 2 fumbles recoveries in 11 regular season games

2017 also saw the third OVC coach named the winner of the Eddie Robinson Award as the FCS National Coach of the Year. The honor went to Austin Peay second-year coach Will Healy who orchestrated a tremendous turnaround for the Gobs program. After going 0-11 during his initial season and starting 2017 with back-to-back losses to FBS opponents, the team's losing streak had reached 29 games and overall the team had won just one of its previous 48 games overall. But a win during week three catapulted the team to an 8-4 record and 7-1 OVC record and second-place league finish. The eight wins matched





THIS IS THE OVC

OVC HISTORY

the school record, while the seven Conference wins established a new school record. Along the way the team snapped a 21-game OVC losing streak and a 45-game road losing streak and finished the year with four road victories, which was more than the program won in the previous nine years combined.

The OVC made it back-to-back Buck Buchanan Award winners in 2018, as Southeast Missouri junior linebacker Zach Hall took home the prestigious award. He finished the season with 168 tackles, the most of any FCS player and a new Southeast Missouri single-season record, while leading his team to just in second-ever playoff appearance.

In 2019, Austin Peay won a school record 11 games, claimed its first OVC Championship since 1977 and appeared in its first-ever FCS Playoffs, advancing to the quarterfinals. The Govs would finish the year ranked No. 8 in the national polls.

Football wasn't the only sport in which the OVC was quickly gaining respect. In 1955, the OVC became only the second six-member league nationally to earn an automatic bid to the prestigious NCAA Men's Basketball Tournament, which, at that time, was limited to only 24 participants. The Conference quickly proved worthy of that bid, as Morehead State defeated Marshall (107-92) and Wayne State (95-84) in the 1956 tournament.

Fifteen years later, former OVC member Western Kentucky became the first and only Conference team to reach the Final Four. The Hilltoppers defeated Jacksonville, Kentucky and Ohio State before losing to Villanova in double overtime in the national semifinals. WKU went on to finish in third place after beating Kansas 77-75 in the consolation game.

Since that time, the OVC has recorded some of the biggest

upsets in the history of the NCAA Tournament. Perhaps the most famous moment came in 1987, when Austin Peay came from fourth place in the regular season to win the OVC Tournament and earn the league's automatic bid. The Governors drew powerful Illinoi, and were such big underdogs, that ESPN broadcaster Dick Vitale promised to stand on his head if APSU won the game. After a 68-67 victory over the Illini, and a narrow 90-87 overtime loss to eventual Final Four participant Providence in the second round, Vitale made good on his promise in a visit to Clarksville two months later.

Murray State added to the OVC's string of upsets in 1988 when it knocked off 14th-ranked North Carolina State, 78-75. The Racers' M&M Boys - Jeff Martin and Don Mann - combined for 39 points in the win. MSU nearly went on to the Sweet 16 that year, losing to eventual national champion Kansas, 61-58. A bank shot by Mann that would've given the Racers a one-point lead rolled off the rim with three seconds left. In 1990 as a No. 16 seed, Murray State took No. 1 seed Michigan State into overtime before falling 75-71. More recently, Murray State has dominated the OVC Tournament, reaching the championship game every year in the 1990's. The Racers' 15 OVC Tournament Championships are the most among all OVC schools.

After former member Middle Tennessee State won a first round game in 1989, the league had a drought as no other OVC team won a NCAA Tournament game for the next 19 years. But Morehead State, coming off a thrilling double overtime OVC Tournament victory over Austin Peay, topped Alabama State 58-43 in the 2009 Opening Round game at University of Dayton Arena in Dayton, Ohio. The game was played in front of an Opening Round record crowd of 11,346 and

included many MSU fans who made the three-hour drive from Morehead for the game.

In 2009-10, Murray State made OVC history by winning a record 31 games (31-5) on its way to the league's regular season and tournament championships. In the first round of the NCAA Tournament, the No. 13 seed Racers topped Vanderbilt in thrilling fashion when senior Danero Thomas hit a jumper as time expired to lift MSU to a 66-65 victory. It marked the first OVC team to advance to the second round of the NCAA Tournament since 1989 and snapped a skid of 71-straight losses to Southeastern Conference foes (dating back to 2000-01). In the second round, the Racers pushed eventual national runner-up Butler to the brink before losing 54-52.

In 2010-11 Morehead State would make it three NCAA Tournament wins in as many years for the league and got a bit of revenge for the 2009 tournament loss to Louisville in the process. After finishing second in the regular season and winning the OVC Tournament Championship, the No. 13 seeded Eagles were shipped to Denver to play the in-state foe Cardinals. MSU jumped out to a 15-2 advantage but were down four points (61-57) with just over a minute to play in regulation. After two free throws from two-time OVC Player of the Year Kenneth Faried, the Eagles held for one final shot attempt and senior Demonte Harper pulled up off a cross-over dribble to nail a 3-pointer with 4.3 seconds left that gave Morehead State a 62-61 lead. UofL had one last attempt but Faried blocked the Cardinals last shot, giving MSU the win, its first over Louisville since the 1956-57 season.

In 2011-12 Murray State put together one of the greatest seasons in OVC history, beginning the year 23-0 (an all-time OVC best)

and being ranked as high as No. 7 in the coaches poll on Feb. 6. The squad was the first OVC team to be nationally-ranked since Murray State was ranked in 1997-98; in addition, the top 10 ranking was the first for an OVC team since the 1970-71 campaign (WKU). The Racers would top nationally-ranked Memphis and Saint Mary's during the season and win the league's regular season and tournament championships. MSU earned a No. 6 seed in NCAA Tournament, the highest-ever seed for an OVC team since the NCAA began seeding the field in 1979. The Racers would top Colorado State 58-41 in the second round before falling to Marquette in the third round. Murray State would win 31 games overall, tying the OVC all-time record the Racers set in 2009-10.

After the Murray State win in 2011-12, the league had won NCAA Tournament games in four-straight seasons, something that had never happened in league history (three-game winning streaks from 1960-62 and 1987-89 had been the previous best streaks). Over that time period (2009-12) the OVC was one of just nine conferences nationally to win a NCAA Tournament game in each season and one of only three non-BCS leagues (joining the Atlantic 10 and WCC) to do so.

In 2013-14 Murray State won five games to claim the Collegelinsider.com Postseason Tournament (CIT) and in the process became the first OVC men's basketball team to ever play games in the month of April.

The 2014-15 season saw five OVC men's basketball teams earn postseason bids, the most in league history, and a year later (2015-16) that number was eclipsed with six teams making national postseason tournaments. Entering 2017-18 OVC men's basketball teams have at least one national postseason tournament victory in nine-straight postseasons, an all-time league





record.

For just the second time in league history (the other being 1987), the OVC placed two teams in the NCAA Tournament in 2019, as Murray State won the OVC Tournament crown for the second-straight season and Belmont earned an at-large bid after going 26-5 overall (16-2 OVC) with a NET ranking of 47. As a No. 11 seed, Belmont would top Temple in the Opening Round in Dayton (its first-ever NCAA Tournament victory) before narrowly falling to Maryland in the next round, while No. 12 seed Murray State crushed Marquette 83-64 in the first round (the second-biggest margin of victory ever by a 12 seed over a No. 5 seed in tournament history) before losing to Florida State. It marked the first time since 1971 that the OVC had two wins in the same NCAA Tournament and marked the first time two different OVC teams won a tournament game in the same year.

In 2007-08, UT Martin guard Lester Hudson became the first men's Division I player to record a quadruple-double in a game, when he registered 25 points, 12 rebounds, 10 assists and 10 steals in a victory over Central Baptist College. Hudson, who ranked fourth in scoring nationally as a junior, returned for his senior season in 2008-09 and was second nationally in scoring (behind Davidson's Stephen Curry) at 27.5 points a contest. Hudson earned numerous honors (including OVC Player of the Year and OVC Male Athlete of the Year in each 2008 and 2009 and All-American status from several outlets) before being drafted by the Boston Celtics with the No. 58 pick of the 2009 NBA Draft.

During the 2010-11 year, Faried, the nation's leading rebounder during the season, became the NCAA's Modern Era (since 1973) career rebounding leader, totaling 1,673 rebounds which passed Tim

Duncan for the record (he is 11th all-time in NCAA history). Faried also finished his career with 86 double-doubles, second all-time to only Duncan. He is one of only six players in NCAA history to finish with 2,000-plus career points (2,009) and 1,600-plus career rebounds. Faried was drafted 22nd overall by the Denver Nuggets in the 2011 NBA Draft, becoming the first OVC player selected in the first round since Tennessee State's Carlos Rogers 1994.

Murray State guard Isaiah Canaan, a first-team All-American in 2011-12, capped his illustrious career in 2012-13 by becoming just the 17th player in OVC history to score 2,000 or more career points. Canaan, who was a key part of Murray State NCAA Tournament victories in both 2010 and 2012, earned a pair of OVC Player of the Year honors (2012 and 2013) during his career as well as being named OVC Freshman of the Year (2010), OVC Tournament MVP (2010) and OVC Male Athlete of the Year (2012). He was drafted by the Houston Rockets with the 34th overall pick (No. 2 pick of the second round) of the 2013 NBA Draft.

In 2014-15 Murray State became just the fifth OVC men's team to complete a perfect Conference season (16-0). The Racers were led by sophomore Cameron Payne who was named OVC Men's Basketball Player of the Year, OVC Male Athlete of the Year and earned third-team All-American honors from CBSSports.com. Following the season Payne declared for the NBA Draft, becoming the first sophomore in OVC history to do so and one of just four OVC players all-time to enter and stay in the draft with eligibility remaining. Payne was selected in the lottery by the Oklahoma City Thunder (pick No. 14 overall), making him just the ninth First Round NBA Draft pick in OVC history.

Austin Peay made history in winning the 2016 OVC Men's Basketball Tournament as the Governors became the first No. 8 seed to claim the championship. APSU had to win its two regular season games just to qualify for the event and then won four games in four days to capture its fifth tournament crown. Along the way the Gobs topped a No. 5 seed, No. 4 seed, No. 1 seed and No. 2 seed and were paced by MVP Chris Horton who averaged 22.5 points, 14.0 rebounds and 3.5 assists/game during the event including a 37-point, 21-rebound and 30-point, 16-rebound performance during the run.

In 2016, former Belmont All-American and 2012-13 OVC Co-Player of the Year Ian Clark became the first former OVC player to advance to the NBA Finals since former Tennessee State star Anthony Mason played for the New York Knicks in 1994. Clark was part of a Golden State Warriors team that won an NBA record 73 regular season games but lost in Game 7 of the Finals. A year later, Clark was part of the Warriors team that topped Cleveland to win the 2017 NBA Championship, becoming the first OVC player to win the crown since 1970-71 (Murray State's Dick Cunningham and Western Kentucky's Greg Smith with the Milwaukee Bucks).

Belmont's Evan Bradds finished his career in 2016-17 with a 66.7 career field goal percentage, tops in OVC history and fourth all-time in Division I history. Bradds capped his career with back-to-back OVC Player of the Year awards in addition to being named 2016-17 OVC Co-Male Athlete of the Year.

Murray State guard Ja Morant put together arguably the greatest season in League history in 2018-19, earning first-team consensus All-American honors (only the third player in OVC history to achieve

that feat joining WKU's Clem Haskins in 1967 and WKU's Jim McDaniel in 1971) while becoming the first player since the NCAA began officially tracking assists (1983-84) to average 20-plus points (24.5) and 10-plus assists (10.0) in the same season. Morant, who won the Bob Cousy Award as the nation's top point guard, finished the year with 331 assists, the sixth-most in NCAA single-season history. During the year he had three triple-doubles (including just the ninth in NCAA Tournament history) and became the first Division I player in 20 years to record 40 points, 11 assists and five steals in a regulation game.

Morant was picked No. 2 overall by the Memphis Grizzlies in the 2019 NBA Draft, equaling the highest-ever draft pick in OVC history (tied with Eastern Kentucky's Jim Baechtold who went No. 2 in 1952). Overall he was just the third NBA Lottery Pick (which began in 1985) in OVC history. Belmont senior Dylan Windler was selected by the Cleveland Cavaliers No. 26 overall in the 2019 NBA Draft, giving the OVC two First Round picks in the same draft for only the second time in history (Western Kentucky's Tom Marshall and Jack Turner were selected with the seventh and eighth picks of the First Round in 1954). Overall Morant and Windler were the 10th and 11th players in OVC history to be First Round NBA Draft Picks.

Through its 72 years, 13 teams have won or shared the league's regular season men's basketball title. Murray State heads the list with a Conference-record 27 outright or shared basketball crowns. Other past champions include former member Western Kentucky (19), Morehead State (9), Austin Peay (8), Tennessee Tech (7), Eastern Kentucky (6), Belmont (6), former member Middle Tennessee (5), Tennessee State





THIS IS THE OVC

OVC HISTORY

(2), former member East Tennessee State (2), Southeast Missouri State (1), UT Martin (1) and former member Akron (1).

Among the coaching greats in men's basketball have been Western Kentucky's E.A. Diddle, who retired with 759 victories and 10 OVC titles; John Oldham, who was a member of the very first All-OVC squad and went on to win seven OVC crowns during his coaching tenure at Tennessee Tech and Western Kentucky; Paul McBrayer, who guided Eastern Kentucky to 219 wins and three OVC crowns; and Cal Luther, who is the only person in Conference history to win men's basketball Coach of the Year honors at two league schools - Murray State and UT Martin. Following the 2016-17 season, Austin Peay's Dave Loos retired as the winningest coach in OVC history (he passed Luther for that crown in 2009-10). Loos, a five-time OVC Coach of the Year, finished his career with 420 wins in 27 years at Austin Peay (including a 258-194 OVC record) and 502 total wins in 31 years as a head coach. Loos was inducted into the OVC Hall of Fame in 2018. Belmont's Rick Byrd retired following the 2018-19 season with 805 career victories in 38 seasons (33 with the Bruins). In seven seasons in the OVC Byrd compiled a 168-62 record (97-19 in conference play) and won five OVC regular season crowns, two tournament titles and four OVC Coach of the Year awards (second all-time only to Loos).

There have been an equal number of great players including Western Kentucky's Clem Haskins, who is the only three-time OVC Player of the Year. Several players have won OVC Player of the Year honors twice: Western Kentucky's Jim McDaniels (1969-70 and 1970-71), Murray State's Les Taylor (1971-72, 1972-73), Jeff Martin (1987-88, 1988-89), Popeye Jones

(1989-90, 1990-91) and Marcus Brown (1994-95, 1995-96), Austin Peay's Otis Howard (1976-77, 1977-78), Middle Tennessee's Jerry Beck (1980-81, 1981-82), Akron's Joe Jakubick (1982-83, 1983-84), Tennessee State's Carlos Rogers (1992-93, 1993-94), UT Martin's Lester Hudson (2007-08, 2008-09), Morehead State's Kenneth Faried (2009-10, 2010-11) and Murray State's Isaiah Canaan (2011-12, 2012-13).

The OVC also has the honor of being the only conference to boast the nation's leaders in scoring, rebounding and assists all in one season. That feat was accomplished in 1991-92 by Morehead State's Brett Roberts (28.1 ppg), Murray State's Popeye Jones (14.4 rpg) and Tennessee Tech's Van Usher (8.8 apg).

In 2018, the OVC once again served as host for the NCAA Division I Men's Basketball Championship First and Second Rounds at Bridgestone Arena in Nashville. It marked the fourth-time the OVC served as hosts of the event (2000, 2005, 2012 and 2018).

Tennessee Tech has won or shared 18 regular-season women's basketball championships in addition to nine OVC Tournament crowns; both are tops in OVC history. UT Martin added its name to the list of championship by capturing its first OVC Tournament title in 2011 and also winning championships in 2012, 2013 and 2014. The Skyhawks became just the fourth team in OVC history (and first since Austin Peay from 2000-03) to win four-straight tournament titles, while Belmont joined that club after winning its fourth-straight title in 2019 (2016-19).

Several coaches have made their mark in the history of OVC women's basketball. Former Tennessee Tech coach Marynell Meadors posted an amazing 363-139 (72.3%) record at Tech, becoming the first woman in

NCAA or AIAW history to win 300 games at the same institution, while former Tennessee State skipper Teresa Phillips earned National Coach of the Year honors from USA Today in 1990 for turning around the Lady Tigers' program before going on to lead TSU to the NCAA Tournament in 1994 and 1995. Tennessee Tech coach Bill Worrell capped a stellar 20-year career in 2005-06 and was inducted into the OVC Hall of Fame in 2007; he compiled a 408-190 record while leading the Golden Eagles to an unprecedented 16 OVC regular-season titles and eight NCAA Tournament appearances, including five straight from 1989-93. Larry Joe Inman, who retired at the conclusion of the 2007-08 season and was inducted into the OVC Hall of Fame in 2009, won more than 100 games at both Middle Tennessee and Eastern Kentucky, and earned OVC Coach of the Year honors a record eight times - five times at ECU and three at MTSU. In 2012-13 Inman came out of retirement to take the Tennessee State job; in 2014-15 he led the Lady Tigers to its first OVC Tournament Championship since 1995. Inman once again retired following the 2016-17 season, with 545 career victories.

Many great players have graced the hardwood over the years, including former OVC Players of the Year Brooke Armistead and Gerlonda Hardin from Austin Peay, Pam Chambers, Jerilyn Harper, Cheryl Taylor, Angela Moorehead, Roschelle Vaughn, Diane Seng, Janet Holt and Emily Christian from Tennessee Tech; Morehead State's Donna Murphy, Priscilla Blackford and Chynna Bozeman; Eastern Kentucky's Kim Mays; Southeast Missouri's Gray C. Harris; Murray State's Ashley Hayes; UT Martin's Heather Butler and Jasmine Newsome; and Belmont's Darby Maggard.

Morehead State center Brittany

Pittman set new school, league and NCAA standards for blocked shots in 2008-09. Pittman swatted 164 shots during the season, setting a new NCAA single-season record (which has since been broken).

In 2012-13 the UT Martin duo of Jasmine Newsome and Heather Butler finished fifth and sixth nationally among NCAA scoring leaders. Newsome, the 2012 and 2013 OVC Player of the Year, averaged 22.6 points per game on the way to All-American honors while Butler averaged 22.4 points per contest. Butler set a NCAA record during the season by connecting on a 3-pointer in her 80th-straight game.

In 2013-14 Butler and Newsome capped their brilliant careers by ranking first and second in scoring in OVC history. Butler, the 2013-14 OVC Female Athlete of the Year, finished her career with 2,865 points, which ranked first in OVC and 16th in NCAA history. She also finished her career with 392 career 3-pointers (which was tied for the most in NCAA history following her career but now ranks second) and scored in double figures in all 129 career games, which ranks fifth in NCAA history. Following the season Butler was signed by the WNBA's San Antonio Stars where she became the first OVC player to make an active WNBA roster. Newsome capped her career with 2,566 points, second only to Butler in OVC history.

The league also had another historical moment in November 2008 when the NCAA awarded Nashville the 2014 NCAA Women's Division I Final Four. The OVC served as the host of the prestigious event, which is one of the biggest sporting events the city of Nashville can host. The event was held April 6 and 8 at Bridgestone Arena in downtown Nashville and was played in front of sold-out crowds for both the





semifinals and championship as UConn topped Notre Dame in a battle of undefeated teams to win its ninth national title.

In 2017-18, Belmont completed its second-straight undefeated league season, increasing its winning streak in Conference games (both regular season and tournament) to 46 games. The Bruins were ranked in both the USA Today Coaches Poll and Associated Press Poll during the year, becoming the first OVC team to be nationally-ranked since 1992-93. The Bruins finished the year ranked No. 23 in the AP poll.

Belmont guard Darby Maggard capped her career in 2018-19 by earning her fourth-straight first-team All-OVC honor in addition to earning her fourth-straight OVC All-Tournament honors. She became the first player in NCAA history to make at least 400 3-pointers and dish out at least 650 assists in a career while her 92.4 percent career free throw percentage ranks first in NCAA history, her 2.77 assist-to-turnover ratio is third and her 430 made 3-pointers is fourth. She was one of just 19 players in OVC history to reach 2,000 career points (2,031) and she finished her career third in OVC history for assists (683). After the season Maggard finished as the national runner-up at the College 3-Point Championship.

Over its 72 years, OVC teams have garnered national championships and bowl games in football, along with national team or individual titles in the sports of rifle, cross country, track and golf.

The OVC has also produced several Olympic athletes, including Murray State's Morgan Hicks, who was a member of the 2004 United States Olympic Rifle Team and Morehead State's Brian Shimer who competed in five Winter Olympics in bobsled (winning a bronze medal in 2002) and coached the 2010 United States bobsled team to its first gold medal since 1948. Former Morehead

State football and Eastern Kentucky track and field athlete Dallas Robinson competed with the U.S. bobsled team during the 2014 Sochi Winter Olympics. In addition, some of the greatest players in professional sports were educated at OVC institutions. The list includes former greats such as football's Phil Simms (Morehead State) and Tony Romo (Eastern Illinois), basketball's Clem Haskins (Western Kentucky) and Bubba Wells (Austin Peay) and two-sport star Steve Hamilton (Morehead State) to present-day standouts like basketball players Kenneth Faried (Morehead State) and Robert Covington (Tennessee State), football player Jimmy Garoppolo (Eastern Illinois) and baseball player Shawn Kelley (Austin Peay). Hamilton is the only athlete to ever play in the NCAA Basketball Championship, a Major League Baseball World Series (New York Yankees) and an NBA Championship Series (Los Angeles Lakers).

The OVC's first volleyball tournament was held in 1981, the same year Eastern Kentucky began a string of six-straight tournament crowns. Former EKU skipper Dr. Geri Polvino compiled a 627-439 record in 32 seasons as head coach of the Colonels, earning OVC Coach of the Year honors eight times. More recently, former Austin Peay coach Cheryl Holt and former Southeast Missouri skipper Cindy Gannon also earned their peers' recognition multiple times with four awards each.

Throughout the last 37 years, 11 different teams have won an OVC regular-season or tournament volleyball crown. Since joining the league in 1991, Southeast Missouri has dominated the scene, winning seven of its eight regular-season titles during the 1990's, including five straight from 1993-97. The Redhawks have also won six tournament crowns

(1994, 1996, 1998, 1999, 2000, 2019). Jacksonville State won back-to-back OVC Tournament Championships (2005, 2006) including going through the OVC undefeated (16-0) in 2006 and winning a NCAA Tournament match in 2010, the league's first NCAA victory since 2000.

Following the 2007 season, Jacksonville State's Abbey Breit was named the OVC Offensive Player of the Year for the third-straight season, becoming the first player in OVC history to accomplish that feat. She was later joined by Murray State's Scottie Ingram who won three-straight awards from 2014-16. Four other individuals - Eastern Kentucky's Angela Boykins (1985-86), Morehead State's Dayle Hammontree (1988-89), Southeast Missouri's Tuba Meto (1996-97) and Morehead State's Amy Almond (2001-02) - were back-to-back winners of the award.

Morehead State won its fourth-straight OVC volleyball regular season championship in 2013. Over that four-year period (2010-13) the Eagles compiled an impressive 67-3 league record.

In 2007, Eastern Kentucky's Jacob Korir won his fourth-straight Conference cross country title becoming just the third OVC student-athlete and 13th athlete nationally to accomplish that feat. Korir was a three-time All-American in cross country, earning two top-10 finishes at the NCAA Cross Country Championship. The Nairobi, Kenya, native was also named a track and field All-American twice during his career, was selected as the OVC Male Athlete of the Year in 2006-07 and received the NCAA post graduate scholarship in 2008.

In 2011 the Eastern Kentucky men's cross country team earned a national ranking in the USTFCCCA poll, climbing to as high as No. 17; the ranking was the highest for an OVC team since the polls

began in the early 1980s. The EKU men would qualify for the NCAA Championship, becoming the first OVC team to reach the national championship meet since 1980. Eastern Kentucky finished 26th overall at the event as junior Soufiane Bouchikhi was 47th in a field of 252 runners. On the women's side Eastern Kentucky senior Lydia Kosgei became the first EKU woman to ever qualify for the NCAA Championship and went on to finish 37th at the national meet to earn All-American honors.

A year later (2012) the EKU men's cross country team was ranked as high as No. 11 nationally and finished 24th at the NCAA Championship. Wade Meddles led the team with a 38th place finish at the event while Bouchikhi was 40th. In 2013 Eastern Kentucky placed 15th at the NCAA Championship, the highest national finish for an OVC team since 1980. Soufiane Bouchikhi capped his career by winning his fourth-straight OVC Championship and earning National Runner of the Week honors during the season. Bouchikhi finished 26th at the NCAA Championship in 2013, earning All-American honors for the second-straight season. In 2014 EKU qualified for its fourth-straight NCAA Championship and finished 23rd overall and in 2015 earned its fifth-straight bid and finished 17th overall. EKU is only the second OVC team to ever qualify for five-straight NCAA Championships (ETSU being the other).

In 2016, Eastern Kentucky's Charlotte Imer finished 31st at the NCAA Championship, the second-highest finish ever by an OVC female (trailing only a 24th place finish by Samford's Lauren Blankenship in 2007).

In 2017, the Eastern Kentucky women's team earned its first national ranking as well as becoming the first OVC women's team to qualify for the NCAA





THIS IS THE OVC

OVC HISTORY

Championship. The Colonels finished 23rd at the National Championship meet.

Following the 2017-18 season, long-time coaches Tom Akers (Eastern Illinois) and Rick Erdmann (Eastern Kentucky) retired. The duo combined for 118 OVC Championships and 115 OVC Coach of the Year Awards.

In 2007 the Conference had two teams in the NCAA Women's Soccer Tournament for the first time in league history, as former OVC member Samford earned an at-large selection while Southeast Missouri was the Conference's automatic bid.

Former Austin Peay standout and 2012 OVC Soccer Player of the Year Tatiana Ariza represented her native country of Colombia in both the 2012 Summer Olympics in London (earning a start against the United States) as well as the 2015 FIFA Women's World Cup. In the 2015 event she assisted on the first World Cup goal in her country's history and in the following match helped her team to a 2-0 victory over France, giving Colombia its first-ever win at the event.

In 2016 SIUE turned in a major upset in the first round of the NCAA Division I Soccer Championship, advancing on penalty kicks 5-4 over No. 11-ranked Notre Dame. The Cougars became just the second OVC team to advance to the second round (joining Samford who topped Vanderbilt on penalty kicks in 2005).

For the first time under the current format, OVC men's golfers qualified for the NCAA National Championship in back-to-back years in 2013 and 2014. Austin Peay's Dustin Korte advanced from the regional to the national championship in 2013 (finishing 116th overall) while APSU's Marco Iten won the Auburn Regional in 2014 to qualify for the National Championship (finishing 55th). In

2015 OVC three individual men's golfers competed in the NCAA Regionals (one automatic berth and two at-large berths) in addition to the Eastern Kentucky team; the three individuals were the most from the OVC to qualify in one year under the current format.

In April 2016 Danny Willett won The Masters Championship in Augusta, Georgia. The former JSU standout, who was the 2006 OVC Freshman of the Year and the 2007 OVC Championship Medalist, entered the final round tied for fifth, three shots behind 2015 champion Jordan Spieth after rounds of 70-74-72. In the final round Willett fired a 5-under par round of 67 to finish at 283 (-5) and top the field by three shots. He became just the eighth player in Masters' history to win the event in his first or second start and just the second Englishman to win the event.

Prior to 2018, no female women's golf had earned an at-large spot in the NCAA Regionals field. That changed when Jacksonville State junior Valentina Giraldo and Eastern Kentucky junior Elsa Moberly earned two of the 24 at-large spots in the NCAA field.

Another first for women's golf came in 2019 as Murray State senior Linette Holmslykke became the first OVC female golfer to qualify for the National Championship after finishing second at the Auburn Regional with a three round total of 211 (-5). Holmslykke finished 54th at the National Championship in addition to winning the NCAA's Elite 90 Award for having the highest G.P.A. among those competing at the Championship.

In 2009 it was OVC softball that accomplished several firsts as UT Martin (tournament champion) and Jacksonville State (at-large) were each selected for the NCAA Championship. Jacksonville State would take it a step farther by winning the Knoxville Regional

(beating No. 13 national seed Tennessee along the way) to become the first OVC softball program to advance to a Super Regional. Jax State would fall to No. 4 Alabama in that Super Regional but finished the season 43-16 (19-2 OVC) and ranked 21st nationally in the ESPN.com/USA Softball poll and 24th nationally in the USA Today/NFCA poll.

In 2016 the OVC Softball Championship was held at a neutral site for the first time, as it was played at Choccolocco Park in Oxford, Alabama.

In 2018 Eastern Kentucky won its first OVC softball regular season championship since 2004 and earned a berth in the National Invitational Softball Championship, where they hosted and won the Richmond Regional to make them one of four teams to advance to the championship round in Los Angeles.

The league's baseball presence has continued to evolve since its inception. The OVC baseball tournament moved to a neutral site for the first time in 2001 with Paducah, Kentucky and Brooks Stadium hosting the tournament in front of raucous crowds. The success of the tournament led to Jackson, Tennessee and The Ballpark at Jackson (the home of the Seattle Mariner's Class AA affiliate) – hosting the event for the first time in 2010. The championship moved to Choccolocco Park in Oxford, Alabama for two years (2017-18) before agreeing to a stay at Rent One Park in Marion, Illinois (home of the Frontier League Southern Illinois Miners).

The OVC also has made a statement in the NCAA Baseball Championship in recent years, with its teams involved in several memorable contests in the last decade. Tennessee Tech surprised Wake Forest in the opening round of the 2001 tournament and Southeast Missouri stunned host Alabama

in the opening round of the 2002 championship. Five years later, Austin Peay captured the collegiate baseball world's attention by taking Vanderbilt, the 2007 No. 1 overall seed, to extra innings. Eastern Illinois pushed host Nebraska to the limit in 2008 followed by Tennessee Tech's memorable contest against host Clemson in 2009.

After not making the OVC Tournament field in either 2009 or 2010, Austin Peay, who was picked to finish seventh in the 2011 preseason poll, won the regular season and tournament championships to garner its fourth NCAA Tournament appearance. In the first game of NCAA Regional play the Govs knocked off host and No. 1 seed Georgia Tech 2-1.

In 2012 Austin Peay completed a "repeat squared" (back-to-back regular season and tournament championships) for the first-time in OVC history. The Govs would go on to top Indiana State and Cal State Fullerton at the Eugene Regional, before falling to host Oregon in the regional final. It marked the first time since the 2000 season (Middle Tennessee) that an OVC team had won multiple NCAA Tournaments games in the same season.

Austin Peay completed a "3-Peayt" by winning its third-straight OVC Tournament crown in 2013. Along the way the Govs garnered the first nationally-ranking by an OVC team since 2009 (climbing to as high as 21st nationally) and tied the OVC single-season record with 47 victories. The Govs earned the No. 2 seed in the NCAA Bloomington Regional, becoming the first OVC team in the current regional format (since 1999) to earn anything other than a No. 4 seed. The squad topped Florida and Valparaiso to advance to the regional final for the second-straight season before losing to host Indiana. Govs senior closer Tyler Rogers was a big part of his





team's success during the year, setting the NCAA single-season record for saves (23 – a mark that was later eclipsed during the College World Series).

In 2016 six OVC teams reached the 30-win plateau for the first time in league history; the previous single-season high had been four teams.

In 2017 the league could have been named the "Offensive Valley Conference" as teams combined for 753 home runs during the season, the most in league history. That was highlighted by a record 50 combined home runs being hit in 13 games at the OVC Tournament. Included in that was Morehead State sophomore Niko Hulsizer who hit his 27th home run of the season, establishing a new OVC single-season record.

In 2018 Tennessee Tech had a 28-game winning streak in becoming a consensus nationally-ranked team across the six major Division I polls (reaching as high as No. 10, an all-time high rank by an OVC team). The Golden Eagles won a record 27 OVC games after losing in the OVC Tournament Championship game, became the first OVC team to earn an at-large berth into the NCAA Baseball Championship. Tech would go on to win three-straight elimination games in the Oxford Regional (including back-to-back games on the same day against host and No. 4 national seed Ole Miss) to become the first OVC team to reach the Super Regionals. The Golden Eagles would win game one against Texas before eventually losing two-straight to the Longhorns. Tennessee Tech finished the season with an OVC record 53 overall victories.

In 2018, a record 16 OVC players were selected in the Major League Baseball First-Year Player Draft (breaking the previous record of 12). Among the 16 players were

eight Tennessee Tech players, a new record for an OVC school in a single-season.

A first in the OVC occurred in 2008, when the league had a first round draft pick in both the NFL (Tennessee State's Dominique Rodgers-Cromartie) and Major League Baseball (Eastern Kentucky's Christian Friedrich) Drafts in the same school year. A year later (2009) the league had a Major League Baseball First Round Compensation Round pick (Eastern Illinois' Tyler Kehr who was No. 48 overall) and NBA Second Round pick (UT Martin's Lester Hudson) in the same season.

In March 2020 due to the COVID-19 public health emergency, spring sports were canceled across the OVC and the NCAA (including all winter and spring NCAA Championships).

The playing field is not the only place where OVC athletes are working hard. The league also recognizes excellence in the classroom. Six Scholar-Athlete Awards are presented yearly to male and female athletes, while others are commended for their academic success by being Medal of Honor recipients or earning a spot on the Commissioner's Honor Roll. Additionally, the league annually presents one institutional Academic Achievement Award, as well as separate team awards in each Conference-sponsored sport. Since the College Sports Information Directors of America (CoSIDA) Academic All-America program began, the Ohio Valley Conference has had 294 student-athletes honored with the award (including 49 over the past five years).

Through the early years of the league, administrators wrestled with fan behavior due to the close proximity of the Conference members and the intense rivalries which developed. Just as it did

decades ago, the OVC took the leadership role on what has become a national issue. In 1995, the OVC implemented a first-of-its-kind "Sportsmanship Statement," a policy which promotes principles of fair play, ethical conduct and respect for one's opponent. The statement has become a model for others to follow across the nation and has answered the challenge of the NCAA Presidents Commission to improve sportsmanship in collegiate athletics.

Additionally, the OVC annually presents the Steve Hamilton Sportsmanship Award, in honor of the former Morehead State student-athlete, coach and athletics director, to a junior or senior student-athlete with significant athletic contributions who best exemplifies the characteristics of sportsmanship and citizenship. Most recently, the Conference has also implemented the OVC Institutional and Team Sportsmanship Awards, which are presented to one institution and 18 sport-specific teams voted by their peers to have best exhibited the standards of sportsmanship and ethical conduct as outlined by the OVC and NCAA.

The vision of leadership demonstrated by the Founding Fathers in 1948 remains alive today as the Ohio Valley Conference prepares for the future. One example is in regard to the current trend in collegiate athletics administration for increased involvement of university presidents in setting policies and making rules. The presidents of OVC institutions, however, have always governed the Conference, long before presidential governance became a national theme.

The Ohio Valley Conference sponsors the following sports: baseball, basketball, cross country, football, golf, tennis and track for men, and basketball, cross country,

golf, soccer, softball, tennis, track, volleyball and beach volleyball for women. In addition, the OVC also sponsors the combined men's and women's sport of rifle.

Now in its seventh decade of competition, the Ohio Valley Conference has grown significantly from its humble beginnings while increasing the number of athletics opportunities it provides for students. Current league representatives include charter members Eastern Kentucky University, Morehead State University and Murray State University, along with Austin Peay State University, Belmont University, Eastern Illinois University, Jacksonville State University, Southeast Missouri State University, Southern Illinois University Edwardsville, Tennessee State University, Tennessee Technological University and the University of Tennessee at Martin.





THIS IS THE OVC

2019-20 FINAL STATISTICS

Standings

	OVC	Pct.	PE	PA	Overall	Pct.	PE	PA	Home	Away	Neutral	Streak
Belmont #*@	15-3	.833	79.7	68.7	26-7	.788	79.6	67.9	13-1	11-5	2-1	W12
Murray State #*	15-3	.833	76.1	66.5	23-9	.719	75.4	64.7	15-0	6-6	2-3	L1
Austin Peay*	14-4	.778	77.7	68.8	21-12	.636	76.3	71.5	14-0	5-10	2-2	L1
Eastern Kentucky*	12-6	.667	77.9	76.7	16-17	.485	74.7	75.4	10-4	5-10	1-3	L1
Tennessee State*	9-9	.500	69.8	72.4	18-15	.545	71.4	71.1	11-3	4-11	3-1	L1
Eastern Illinois*	9-9	.500	73.0	72.3	17-15	.531	74.3	69.2	10-2	5-11	2-2	L1
Jacksonville State*	8-10	.444	70.6	69.9	13-19	.406	71.7	69.3	8-6	4-11	1-2	L1
Morehead State*	7-11	.389	67.6	72.2	13-19	.406	69.0	70.0	11-4	2-14	0-0	L3
Tennessee Tech	6-12	.333	68.1	73.0	9-22	.290	65.6	72.3	6-8	3-12	0-2	L2
UT Martin	5-13	.278	74.7	81.6	9-20	.310	75.7	82.1	6-6	2-12	1-2	W1
SIUE	5-13	.278	68.8	72.7	8-23	.258	66.9	72.9	4-10	4-13	0-0	L1
Southeast Missouri	3-15	.167	67.6	76.7	7-24	.226	66.3	74.4	6-7	0-16	1-1	L4

- OVC Regular Season Champions

* - OVC Tournament Participant

@ - OVC Tournament Champions

Scoring Offense

	G	W-L	Pts	Avg/G
Belmont	33	26-7	2627	79.6
Austin Peay	33	21-12	2519	76.3
UT Martin	29	9-20	2194	75.7
Murray State	32	23-9	2413	75.4
Eastern Kentucky	33	16-17	2464	74.7
Eastern Illinois	32	17-15	2377	74.3
Jacksonville State	32	13-19	2294	71.7
Tennessee State	33	18-15	2355	71.4
Morehead State	32	13-19	2208	69.0
SIUE	31	8-23	2073	66.9
Southeast Missouri	31	7-24	2054	66.3
Tennessee Tech	31	9-22	2033	65.6

Scoring Defense

	G	Pts	Avg/G
Murray State	32	2070	64.7
Belmont	33	2241	67.9
Eastern Illinois	32	2214	69.2
Jacksonville State	32	2218	69.3
Morehead State	32	2240	70.0
Tennessee State	33	2345	71.1
Austin Peay	33	2359	71.5
Tennessee Tech	31	2241	72.3
SIUE	31	2261	72.9
Southeast Missouri	31	2307	74.4
Eastern Kentucky	33	2488	75.4
UT Martin	29	2382	82.1

Scoring Margin

	G	Off	Def	Margin
Belmont	33	79.6	67.9	+11.7
Murray State	32	75.4	64.7	+10.7
Eastern Illinois	32	74.3	69.2	+5.1
Austin Peay	33	76.3	71.5	+4.8
Jacksonville State	32	71.7	69.3	+2.4
Tennessee State	33	71.4	71.1	+0.3
Eastern Kentucky	33	74.7	75.4	-0.7
Morehead State	32	69.0	70.0	-1.0
SIUE	31	66.9	72.9	-6.1
UT Martin	29	75.7	82.1	-6.5
Tennessee Tech	31	65.6	72.3	-6.7
Southeast Missouri	31	66.3	74.4	-8.2

Free Throw Pct.

	G	FTM	FTA	Pct
UT Martin	29	414	550	.753
Eastern Kentucky	33	482	664	.726
Austin Peay	33	512	715	.716
Belmont	33	335	470	.713
Murray State	32	499	704	.709
Southeast Missouri	31	423	611	.692
Jacksonville State	32	380	550	.691
SIUE	31	359	526	.683
Tennessee Tech	31	268	397	.675
Tennessee State	33	386	585	.660
Eastern Illinois	32	382	579	.660
Morehead State	32	372	583	.638

FG Percentage

	G	FGM	FGA	Pct
Murray State	32	852	1789	.476
Belmont	33	986	2074	.475
Tennessee State	33	864	1839	.470
Austin Peay	33	892	1943	.459
Eastern Illinois	32	890	1944	.458
UT Martin	29	781	1718	.455
Jacksonville State	32	844	1892	.446
Morehead State	32	826	1902	.434
SIUE	31	769	1801	.427
Southeast Missouri	31	720	1727	.417
Tennessee Tech	31	754	1827	.413
Eastern Kentucky	33	857	2085	.411

FG Pct. Defense

	G	FGM	FGA	Pct
Murray State	32	734	1834	.400
Tennessee State	33	793	1928	.411
Belmont	33	846	2033	.416
Eastern Illinois	32	777	1835	.423
Morehead State	32	818	1914	.427
SIUE	31	759	1739	.436
Jacksonville State	32	818	1812	.451
Eastern Kentucky	33	881	1951	.452
Tennessee Tech	31	827	1784	.464
Austin Peay	33	861	1841	.468
Southeast Missouri	31	830	1757	.472
UT Martin	29	882	1785	.494

3PT FG Pct.

	G	3FGM	3FGA	Pct
Murray State	32	210	569	.369
Belmont	33	320	908	.352
Tennessee State	33	241	687	.351
Austin Peay	33	223	644	.346
Eastern Illinois	32	215	629	.342
UT Martin	29	218	646	.337
Jacksonville State	32	226	680	.332
Tennessee Tech	31	257	776	.331
Eastern Kentucky	33	268	835	.321
Southeast Missouri	31	191	596	.320
SIUE	31	176	562	.313
Morehead State	32	184	639	.288

3PT FG Pct. Defense

	G	3FGM	3FGA	Pct
Murray State	32	207	666	.311
Tennessee State	33	227	730	.311
Eastern Kentucky	33	218	687	.317
Morehead State	32	231	716	.323
Jacksonville State	32	225	690	.326
Belmont	33	232	704	.330
SIUE	31	236	716	.330
Eastern Illinois	32	213	606	.351
Tennessee Tech	31	239	663	.360
Austin Peay	33	226	626	.361
Southeast Missouri	31	237	650	.365
UT Martin	29	286	742	.385

Rebounding Offense

	G	Rebounds	Avg/G
Murray State	32	1217	38.0
Tennessee State	33	1246	37.8
Belmont	33	1233	37.4
Morehead State	32	1192	37.2
Eastern Illinois	32	1169	36.5
Jacksonville State	32	1164	36.4
Austin Peay	33	1189	36.0
Tennessee Tech	31	1072	34.6
SIUE	31	1069	34.5
Eastern Kentucky	33	1113	33.7
UT Martin	29	965	33.3
Southeast Missouri	31	1027	33.1



2019-20 FINAL STATISTICS

THIS IS THE OVC



Rebounding Defense	G	Rebounds	Avg/G
Murray State	32	1011	31.6
Jacksonville State	32	1041	32.5
Tennessee State	33	1078	32.7
Austin Peay	33	1093	33.1
Tennessee Tech	31	1100	35.5
UT Martin	29	1031	35.6
SIUE	31	1111	35.8
Eastern Illinois	32	1149	35.9
Southeast Missouri	31	1121	36.2
Morehead State	32	1171	36.6
Belmont	33	1210	36.7
Eastern Kentucky	33	1350	40.9

Blocked Shots	G	Blocks	Avg/G
Eastern Illinois	32	141	4.4
Morehead State	32	141	4.4
Tennessee State	33	136	4.1
Murray State	32	125	3.9
Belmont	33	106	3.2
Austin Peay	33	100	3.0
Tennessee Tech	31	93	3.0
SIUE	31	91	2.9
UT Martin	29	80	2.8
Jacksonville State	32	81	2.5
Eastern Kentucky	33	70	2.1
Southeast Missouri	31	64	2.1

Assists	G	Assists	Avg/G
Belmont	33	604	18.3
Murray State	32	461	14.4
Eastern Illinois	32	450	14.1
Tennessee Tech	31	431	13.9
SIUE	31	428	13.8
Jacksonville State	32	440	13.8
Tennessee State	33	449	13.6
Morehead State	32	430	13.4
Austin Peay	33	434	13.2
UT Martin	29	353	12.2
Eastern Kentucky	33	397	12.0
Southeast Missouri	31	353	11.4

Steals	G	Steals	Avg/G
Eastern Kentucky	33	307	9.3
Eastern Illinois	32	245	7.7
Belmont	33	249	7.5
Tennessee Tech	31	213	6.9
Austin Peay	33	218	6.6
Jacksonville State	32	202	6.3
Morehead State	32	191	6.0
SIUE	31	177	5.7
Murray State	32	181	5.7
Tennessee State	33	176	5.3
Southeast Missouri	31	161	5.2
UT Martin	29	147	5.1

Offensive Rebounds	G	Rebounds	Avg/G
Austin Peay	33	390	11.8
Jacksonville State	32	354	11.1
UT Martin	29	319	11.0
Morehead State	32	345	10.8
Eastern Illinois	32	342	10.7
Tennessee Tech	31	327	10.5
Tennessee State	33	345	10.5
Eastern Kentucky	33	334	10.1
SIUE	31	308	9.9
Murray State	32	308	9.6
Southeast Missouri	31	288	9.3
Belmont	33	293	8.9

Defensive Rebounds	G	Rebounds	Avg/G
Belmont	33	940	28.5
Murray State	32	909	28.4
Tennessee State	33	901	27.3
Morehead State	32	847	26.5
Eastern Illinois	32	827	25.8
Jacksonville State	32	810	25.3
SIUE	31	761	24.5
Austin Peay	33	799	24.2
Tennessee Tech	31	745	24.0
Southeast Missouri	31	739	23.8
Eastern Kentucky	33	779	23.6
UT Martin	29	646	22.3

3PT FG Made	G	3FGM	Avg/G
Belmont	33	320	9.7
Tennessee Tech	31	257	8.3
Eastern Kentucky	33	268	8.1
UT Martin	29	218	7.5
Tennessee State	33	241	7.3
Jacksonville State	32	226	7.1

Austin Peay	33	223	6.8
Eastern Illinois	32	215	6.7
Murray State	32	210	6.6
Southeast Missouri	31	191	6.2
Morehead State	32	184	5.8
SIUE	31	176	5.7

Defensive Reb. Pct.	G	D-REB	O-REB	Pct
Murray State	32	909	283	.763
Jacksonville State	32	810	269	.751
Belmont	33	940	338	.736
Austin Peay	33	799	303	.725
Tennessee State	33	901	343	.724
Eastern Illinois	32	827	324	.719
Tennessee Tech	31	745	292	.718
Southeast Missouri	31	739	290	.718
Morehead State	32	847	334	.717
SIUE	31	761	317	.706
Eastern Kentucky	33	779	383	.670
UT Martin	29	646	340	.655

Offensive Reb. Pct.	G	O-REB	D-REB	Pct
Austin Peay	33	390	790	.331
Tennessee State	33	345	735	.319
UT Martin	29	319	691	.316
Jacksonville State	32	354	772	.314
Murray State	32	308	728	.297
Eastern Illinois	32	342	825	.293
Morehead State	32	345	837	.292
Tennessee Tech	31	327	808	.288
SIUE	31	308	794	.279
Southeast Missouri	31	288	831	.257
Eastern Kentucky	33	334	967	.257
Belmont	33	293	872	.252

Turnover Margin	G	Team	Avg.	Opponent	Avg.	Margin
Eastern Kentucky	33	460	13.9	603	18.3	+4.33
Eastern Illinois	32	402	12.6	490	15.3	+2.75
Belmont	33	392	11.9	472	14.3	+2.42
Austin Peay	33	423	12.8	492	14.9	+2.09
Morehead State	32	401	12.5	404	12.6	+0.09
Jacksonville State	32	451	14.1	453	14.2	+0.06
UT Martin	29	375	12.9	360	12.4	-0.52
SIUE	31	437	14.1	419	13.5	-0.58
Southeast Missouri	31	413	13.3	389	12.5	-0.77
Murray State	32	440	13.8	414	12.9	-0.81
Tennessee Tech	31	463	14.9	424	13.7	-1.26
Tennessee State	33	573	17.4	411	12.5	-4.91

Assist/Turnover Ratio	G	Assist	Avg.	Turnover	Avg.	Ratio
Belmont	33	604	18.3	392	11.9	1.5
Eastern Illinois	32	450	14.1	402	12.6	1.1
Morehead State	32	430	13.4	401	12.5	1.1
Murray State	32	461	14.4	440	13.8	1.0
Austin Peay	33	434	13.2	423	12.8	1.0
SIUE	31	428	13.8	437	14.1	1.0
Jacksonville State	32	440	13.8	451	14.1	1.0
UT Martin	29	353	12.2	375	12.9	0.9
Tennessee Tech	31	431	13.9	463	14.9	0.9
Eastern Kentucky	33	397	12.0	460	13.9	0.9
Southeast Missouri	31	353	11.4	413	13.3	0.9
Tennessee State	33	449	13.6	573	17.4	0.8

OVC CHAMPIONS • 2000 // OVC TOURNAMENT CHAMPIONS • 2000 // NCAA TOURNAMENT • 2000

FOLLOW THE REDHAWKS AT GOSOUTHEAST.COM





THIS IS THE OVC

2019-20 FINAL STATISTICS

Scoring	G	FG	3FG	FT	Points	Avg/G
Terry Taylor, APSU	33	285	41	107	718	21.8
Quintin Dove, UTM	29	213	20	140	586	20.2
Parker Stewart, UTM	25	157	71	95	480	19.2
Jomaru Brown, EKU	32	198	45	148	589	18.4
Tevin Brown, MUR	32	172	85	143	572	17.9
Jordyn Adams, APSU	33	193	60	128	574	17.4
Adam Kunkel, BEL	33	188	83	87	546	16.5
Josiah Wallace, EIU	32	196	31	77	500	15.6
Nick Muszynski, BEL	33	212	16	64	504	15.3
Derek Hawthorne, UTM	29	148	42	75	413	14.2
Jr. Clay, TTU	31	145	48	78	416	13.4
Mack Smith, EIU	32	147	79	55	428	13.4
Jacara Cross, JSU	31	162	0	69	393	12.7
KJ Williams, MUR	32	156	18	75	405	12.7
Zeke Moore, SIUE	31	142	42	64	390	12.6
Tyler Scanlon, BEL	33	156	65	36	413	12.5
Jordan Walker, MOR	32	129	49	87	394	12.3
Ty Taylor, EKU	33	133	74	64	404	12.2
De'Torrion Ware, JSU	32	122	58	78	380	11.9
Carlos Marshall, TSU	32	137	51	53	378	11.8
Alex Caldwell, SEMO	31	130	45	58	363	11.7
Wesley Harris, TSU	29	121	42	52	336	11.6
Tre King, EKU	33	146	3	77	372	11.3
Jaiveon Eaves, MUR	30	119	43	53	334	11.1
George Dixon, EIU	32	136	3	76	351	11.0
Kayne Henry, JSU	31	130	21	58	339	10.9
Michael Littlejohn, TSU	33	120	83	31	354	10.7
Jy'lan Washington, TSU	32	111	50	60	332	10.4
Tyresse Williford, SIUE	31	112	18	63	305	9.8

Rebounding	G	Off	Def	Total	Avg/G
Terry Taylor, APSU	33	132	230	362	11.0
George Dixon, EIU	32	110	171	281	8.8
Quintin Dove, UTM	29	109	120	229	7.9
Eli Abaev, APSU	30	77	155	232	7.7
Anthony Smith, MUR	32	84	155	239	7.5
Grayson Murphy, BEL	33	47	198	245	7.4
KJ Williams, MUR	32	63	169	232	7.3
Sage Tolbert, SEMO	31	81	135	216	7.0
Kane Henry, JSU	31	73	140	213	6.9
Tyzhaun Claude, MOR	30	73	119	192	6.4
Nick Muszynski, BEL	33	44	167	211	6.4
Wesley Harris, TSU	29	50	132	182	6.3
Derek Hawthorne, UTM	29	43	135	178	6.1
Michael Moreno, EKU	33	66	136	202	6.1
Amadou Sylla, TTU	31	70	101	171	5.5
Quatarrius Wilson, SEMO	31	73	93	166	5.4
Jy'lan Washington, TSU	25	43	90	133	5.3
De'Torrion Ware, JSU	32	45	124	169	5.3
Shakem Johnson, TSU	33	60	114	174	5.3
Justin Thomas, MOR	30	19	137	156	5.2

Field Goal Percentage	G	FG	FGA	Pct
Shakem Johnson, TSU	33	126	202	.624
Jacara Cross, JSU	31	162	265	.611
Jy'lan Washington, TSU	25	88	145	.607
Tyzhaun Claude, MOR	30	120	201	.597
Nick Muszynski, BEL	33	212	356	.596
Anthony Smith, MUR	32	99	175	.566
Quintin Dove, UTM	29	213	377	.565
Sage Tolbert, SEMO	31	104	189	.550
Terry Taylor, APSU	33	285	518	.550
KJ Williams, MUR	32	156	287	.544
George Dixon, EIU	32	136	258	.527
Grayson Murphy, BEL	33	132	253	.522
Tre King, EKU	33	146	283	.516
Tyler Scanlon, BEL	33	156	313	.498
Kayne Henry, JSU	31	130	262	.496

Free Throw Percentage	G	FT	FTA	Pct
Carlos Paez, APSU	33	67	76	.882
Adam Kunkel, BEL	33	87	106	.821
Derek Hawthorne, UTM	29	75	94	.798
Jordyn Adams, APSU	33	128	162	.790
Jy'lan Washington, TSU	25	58	74	.784
Quintin Dove, UTM	29	140	179	.782
Zeke Moore, SIUE	31	64	82	.780
Tre King, EKU	33	77	99	.778
De'Torrion Ware, JSU	32	78	101	.772
Parker Stewart, UTM	25	95	124	.766
Jordan Walker, MOR	32	87	114	.763
Jomaru Brown, EKU	32	148	197	.751
Jr. Clay, TTU	31	78	105	.743
DQ Nicholas, SEMO	30	65	88	.739
Tevin Brown, MUR	32	143	194	.737

3PT FG Percentage	G	3FG	3FGA	Pct
Jy'lan Washington, TSU	25	28	52	.538
Kashawn Charles, EIU	29	38	85	.447
Tevin Brown, MUR	32	85	203	.419
Tyler Scanlon, BEL	33	65	164	.396
Martin Roub, JSU	28	29	74	.392
Michael Littlejohn, TSU	33	83	212	.392
Adam Kunkel, BEL	33	83	213	.390
Ta'lon Cooper, MOR	30	31	80	.388
Zeke Moore, SIUE	31	42	109	.385
Wesley Harris, TSU	29	42	111	.378
Hunter Vick, TTU	25	45	119	.378
Jordyn Adams, APSU	33	60	159	.377
Skyler Hogan, SEMO	31	49	132	.371
Cade Crosland, TTU	29	43	117	.368
Jaiveon Eaves, MUR	30	43	118	.364



2019-20 FINAL STATISTICS

THIS IS THE OVC



OVC CHAMPIONS • 2000 // OVC TOURNAMENT CHAMPIONS • 2000 // NCAA TOURNAMENT • 2000

Assists	<u>G</u>	<u>Assists</u>	<u>Avg/G</u>
Grayson Murphy, BEL	33	203	6.2
Justin Thomas, MOR	30	133	4.4
Keishawn Davidson, TTU	30	131	4.4
Tyresse Williford, SIUE	31	132	4.3
Mark Freeman, TSU	31	131	4.2
Jr. Clay, TTU	31	121	3.9
Parker Stewart, UTM	25	94	3.8
Tevin Brown, MUR	32	117	3.7
Carlos Paez, APSU	33	114	3.5
DaQuan Smith, MUR	32	110	3.4
Michael Littlejohn, TSU	33	111	3.4
Antwuan Butler, APSU	32	107	3.3
Derrick Cook, JSU	30	94	3.1
Ta'lon Cooper, MOR	30	94	3.1
Alex Caldwell, SEMO	31	95	3.1

Steals	<u>G</u>	<u>Steals</u>	<u>Avg/G</u>
Grayson Murphy, BEL	33	86	2.6
Justin Thomas, MOR	30	60	2.0
JacQuess Hobbs, ECU	31	60	1.9
Jomaru Brown, ECU	32	61	1.9
Jr. Clay, TTU	31	56	1.8
George Dixon, EIU	32	46	1.4
Marvin Johnson, EIU	26	37	1.4
Tyresse Williford, SIUE	31	42	1.4
Terry Taylor, APSU	33	43	1.3
Carlos Paez, APSU	33	42	1.3
Jordan Walker, MOR	32	40	1.3
Tre King, ECU	33	41	1.2
Michael Littlejohn, TSU	33	40	1.2
Tevin Brown, MUR	32	38	1.2
Russar Cruickshank, ECU	32	37	1.2
Antwuan Butler, APSU	32	37	1.2

3PT FG Made	<u>G</u>	<u>3FG</u>	<u>Avg/G</u>
Parker Stewart, UTM	25	71	2.8
Tevin Brown, MUR	32	85	2.7
Michael Littlejohn, TSU	33	83	2.5
Adam Kunkel, BEL	33	83	2.5
Mack Smith, EIU	32	79	2.5
Ty Taylor, ECU	33	74	2.2
Tyler Scanlon, BEL	33	65	2.0
Darius Allen, TTU	31	57	1.8
Jordyn Adams, APSU	33	60	1.8
De'Torrion Ware, JSU	32	58	1.8
Hunter Vick, TTU	25	45	1.8
Carlos Marshall, TSU	32	51	1.6
Skyler Hogan, SEMO	31	49	1.6
Djimon Henson, MOR	32	50	1.6
Jr. Clay, TTU	31	48	1.5

Blocked Shots	<u>G</u>	<u>Blocks</u>	<u>Avg/G</u>
Nick Muszynski, BEL	33	52	1.6
Demond Robinson, MUR	29	44	1.5
Terry Taylor, APSU	33	44	1.3
James Baker, MOR	32	42	1.3
JaQualis Matlock, EIU	32	39	1.2
Eric Rustin, UTM	27	32	1.2
Jy'lan Washington, TSU	25	26	1.0
Jordan Skipper-Brown, EIU	32	32	1.0
Amadou Sylla, TTU	31	29	0.9
George Dixon, EIU	32	27	0.8
Wesley Harris, TSU	29	23	0.8
Seth Adelsperger, BEL	33	26	0.8
Tre King, ECU	33	25	0.8
Sage Tolbert, SEMO	31	23	0.7
Eli Abaev, APSU	30	21	0.7

Offensive Rebounds	<u>G</u>	<u>Rebounds</u>	<u>Avg/G</u>
Nick Muszynski, BEL	33	52	1.6
Demond Robinson, MUR	29	44	1.5
Terry Taylor, APSU	33	44	1.3
James Baker, MOR	32	42	1.3
JaQualis Matlock, EIU	32	39	1.2
Eric Rustin, UTM	27	32	1.2
Jy'lan Washington, TSU	25	26	1.0
Jordan Skipper-Brown, EIU	32	32	1.0
Amadou Sylla, TTU	31	29	0.9
George Dixon, EIU	32	27	0.8
Wesley Harris, TSU	29	23	0.8
Seth Adelsperger, BEL	33	26	0.8
Tre King, ECU	33	25	0.8
Sage Tolbert, SEMO	31	23	0.7
Eli Abaev, APSU	30	21	0.7

Defensive Rebounds	<u>G</u>	<u>Rebounds</u>	<u>Avg/G</u>
Terry Taylor, APSU	33	230	7.0
Grayson Murphy, BEL	33	198	6.0
George Dixon, EIU	32	171	5.3
KJ Williams, MUR	32	169	5.3
Eli Abaev, APSU	30	155	5.2
Nick Muszynski, BEL	33	167	5.1
Anthony Smith, MUR	32	155	4.8
Derek Hawthorne, UTM	29	135	4.7
Justin Thomas, MOR	30	137	4.6
Wesley Harris, TSU	29	132	4.6
Kayne Henry, JSU	31	140	4.5
Sage Tolbert, SEMO	31	135	4.4
Tevin Brown, MUR	32	136	4.3
Quintin Dove, UTM	29	120	4.1
Michael Moreno, ECU	33	136	4.1

Minutes Played	<u>G</u>	<u>Minutes</u>	<u>Avg/G</u>
Tevin Brown, MUR	32	1197	37.4
Terry Taylor, APSU	33	1206	36.5
Parker Stewart, UTM	25	903	36.1
Derek Hawthorne, UTM	29	985	34.0
Quintin Dove, UTM	29	977	33.7
Jordyn Adams, APSU	33	1097	33.2
Josiah Wallace, EIU	32	1028	32.1
Jaiveon Eaves, MUR	30	950	31.7
Justin Thomas, MOR	30	949	31.6
Mack Smith, EIU	32	1005	31.4
Alex Caldwell, SEMO	31	967	31.2
Wesley Harris, TSU	29	904	31.2
Jordan Walker, MOR	32	994	31.1
Tyler Scanlon, BEL	33	1020	30.9
Ty Taylor, ECU	33	1012	30.7

Assist/Turnover Ratio	<u>G</u>	<u>Assist</u>	<u>Avg.</u>	<u>Turnover</u>	<u>Avg.</u>	<u>Ratio</u>
Grayson Murphy, BEL	33	203	6.2	55	1.7	3.7
Carlos Paez, APSU	33	114	3.5	44	1.3	2.6
Ta'lon Cooper, MOR	30	94	3.1	37	1.2	2.5
Antwuan Butler, APSU	32	107	3.3	47	1.5	2.3
Justin Thomas, MOR	30	133	4.4	66	2.2	2.0
Derrick Cook, JSU	30	94	3.1	48	1.6	2.0
Tyresse Williford, SIUE	31	132	4.3	72	2.3	1.8
Keishawn Davidson, TTU	30	131	4.4	75	2.5	1.7
DaQuan Smith, MUR	32	110	3.4	64	2.0	1.7
Tevin Brown, MUR	32	117	3.7	82	2.6	1.4
Mark Freeman, TSU	31	131	4.2	94	3.0	1.4
Alex Caldwell, SEMO	31	95	3.1	69	2.2	1.4
Michael Littlejohn, TSU	33	111	3.4	88	2.7	1.3
Jr. Clay, TTU	31	121	3.9	96	3.1	1.3
Parker Stewart, UTM	25	94	3.8	82	3.3	1.1





THIS IS THE OVC

2021 OVC BASKETBALL TOURNAMENT



The 2021 Ohio Valley Conference Basketball Championships presented by Kentucky Wild will be held March 3-6 at the Ford Center in Evansville, Indiana.

It marks the fourth-straight year the event will be held at the venue. The Ford Center, which opened in 2011, is a 11,000-seat arena located in the core of Evansville's downtown district. The 290,000-square foot facility

serves as home of the Evansville Thunderbolts of the Southern Professional Hockey League and the Indiana Freebirds of the National Gridiron League (NGL). The Ford Center has served as host to numerous sporting events and concerts on an annual basis.

The top eight men's and women's teams, based upon Conference winning percentage, automatically earn access to the OVC Basketball Championship presented by Kentucky Wild. The OVC Basketball Championships feature 14 games of basketball action spanning four days as teams compete to capture the OVC title and earn a bid to the NCAA Tournament. The opening rounds of the 2021 OVC Basketball Championships begin on Wednesday, March 3. The championship games will be played on Saturday, March 6, 2021.

The bracket shifted from a traditional 1 vs. 8, 2 vs. 7, etc. format to a merit-based format

in 2011. It rewards the top teams during the regular season with byes into the quarterfinals and semifinals.

Now, the first round of the men's tournament features the No. 5 seed against the No. 8 seed and the No. 6 seed against the No. 7 seed. The winners of those games advance to the quarterfinals to face the No. 3 and No. 4 seeds (who received a bye). The winners of those quarterfinal matchups advance to the semifinals to face the No. 1 and No. 2 seeds (who received a pair of byes).

The 2021 Championship marks the 58th time the men's event has been held, making it the fourth oldest Division I championship in the country (behind only the Southern, ACC and SEC).

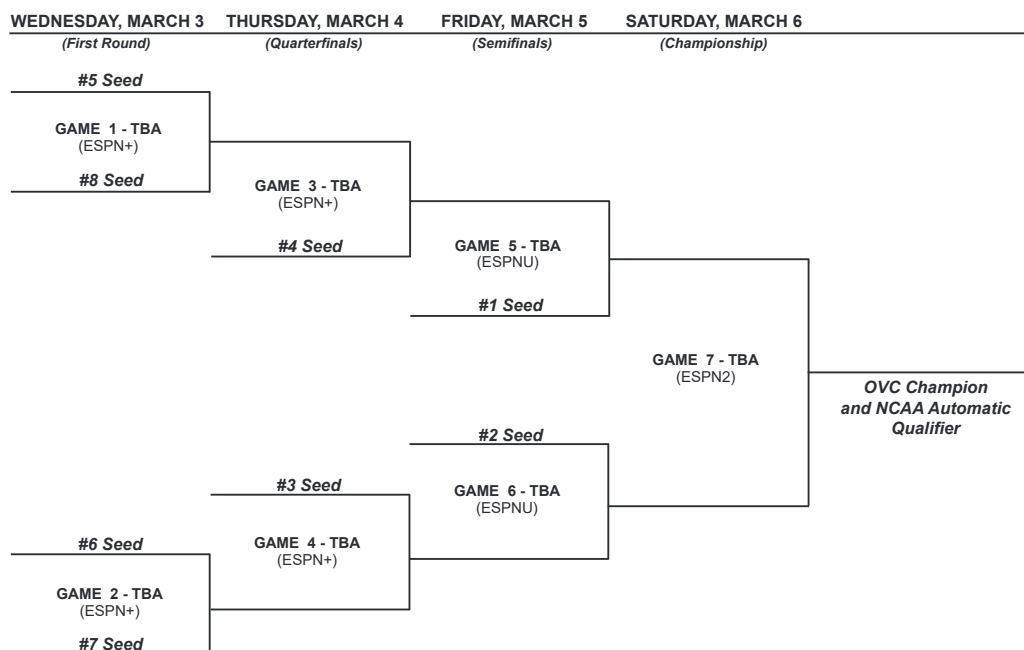




**2021 Ohio Valley Conference
Basketball Championships
Presented by Kentucky Wild**
March 3-6
Ford Center
Evansville, Indiana



Men's Championship Bracket



All Times Central





THIS IS THE OVC

OVC REGULAR-SEASON CHAMPIONS

Year	School	OVC	Overall
1948-49	Western Kentucky	8-2	25-4
1949-50	Western Kentucky	8-0	25-6
1950-51	Murray State	9-3	21-6
1951-52	Western Kentucky	9-1	26-5
1952-53	Eastern Kentucky	9-1	16-9
1953-54	Western Kentucky	9-1	29-3
1954-55	Western Kentucky	8-2	18-10
1955-56	Morehead State	7-3	19-10
	Tennessee Tech	7-3	14-7
	Western Kentucky	7-3	16-12
1956-57	Morehead State	9-1	19-8
	Western Kentucky	9-1	17-9
1957-58	Tennessee Tech	8-2	17-9
1958-59	Eastern Kentucky	10-2	16-6
1959-60	Western Kentucky	10-2	21-7
1960-61	Morehead State	9-3	19-12
	Western Kentucky	9-3	18-8
	Eastern Kentucky	9-3	15-9
1961-62	Western Kentucky	11-1	17-10
1962-63	Tennessee Tech	8-4	16-8
	Morehead State	8-4	13-7
1963-64	Murray State	11-3	16-9
1964-65	Eastern Kentucky	13-1	19-6
1965-66	Western Kentucky	14-0	25-3
1966-67	Western Kentucky	13-1	23-3
1967-68	East Tennessee State	10-4	19-8
	Murray State	10-4	16-8
1968-69	Murray State	11-3	22-6
	Morehead State	11-3	18-9
1969-70	Western Kentucky	14-0	22-3
1970-71	Western Kentucky	12-2	24-6
1971-72	Eastern Kentucky	9-5	15-11
	Morehead State	9-5	16-11
	Western Kentucky	9-5	15-11
1972-73	Austin Peay	11-3	22-7
1973-74	Austin Peay	10-4	17-10
	Morehead State	10-4	17-9
1974-75	Middle Tennessee State	12-2	23-5
1975-76	Western Kentucky	11-3	20-9
1976-77	Austin Peay	13-1	24-4
1977-78	Middle Tennessee State	10-4	18-8
	East Tennessee State	10-4	18-9
1978-79	Eastern Kentucky	9-3	21-8
1979-80	Western Kentucky	10-2	21-8
	Murray State	10-2	23-8
1980-81	Western Kentucky	12-2	21-8
1981-82	Murray State	13-3	20-8
	Western Kentucky	13-3	19-10
1982-83	Murray State	11-3	21-8
1983-84	Morehead State	12-2	25-6

1984-85	Tennessee Tech	11-3	19-9
1985-86	Akron	10-4	22-8
	Middle Tennessee State	10-4	23-11
1986-87	Middle Tennessee State	11-3	22-7
1987-88	Murray State	13-1	22-9
1988-89	Middle Tennessee State	10-2	23-8
	Murray State	10-2	19-11
1989-90	Murray State	10-2	21-9
1990-91	Murray State	10-2	24-9
1991-92	Murray State	11-3	17-13
1992-93	Tennessee State	13-3	19-10
1993-94	Murray State	15-1	19-10
1994-95	Murray State	11-5	23-6
	Tennessee State	11-5	21-9
1995-96	Murray State	12-4	19-10
1996-97	Murray State	12-6	2-10
	Austin Peay	12-6	17-14
1997-98	Murray State	16-2	29-4
1998-99	Murray State	16-2	27-6
1999-00	Southeast Missouri	14-4	24-7
	Murray State	14-4	23-9
2000-01	Tennessee Tech	13-3	20-9
2001-02	Tennessee Tech	15-1	27-7
2002-03	Austin Peay	13-3	23-8
	Morehead State	13-3	20-9
2003-04	Austin Peay	16-0	22-10
2004-05	Tennessee Tech	12-4	18-11
2005-06	Murray State	17-3	24-7
2006-07	Austin Peay	16-4	21-12
2007-08	Austin Peay	16-4	24-11
2008-09	UT Martin	14-4	22-10
2009-10	Murray State	17-1	31-5
2010-11	Murray State	14-4	23-9
2011-12	Murray State	15-1	31-2
2012-13	Belmont	14-2	26-7
2013-14	Belmont	14-2	26-10
2014-15	Murray State	16-0	29-6
2015-16	Belmont	12-4	20-12
2016-17	Belmont	15-1	23-7
2017-18	Murray State	16-2	26-6
2018-19	Murray State	16-2	28-5
	Belmont	16-2	27-6
2019-20	Belmont	15-3	26-7
	Murray State	15-3	23-9





Wednesday, November 25

Eastern Kentucky vs. North Florida, 3:30 p.m.
Austin Peay vs. Omaha, 4 p.m.
Morehead State at Kentucky, 5 p.m.
Brescia at Murray State, 7 p.m.
Tennessee Tech at Indiana, TBA
Eastern Illinois at Wisconsin, TBA

Thursday, November 26

Tennessee State vs. Coppin State, 11 a.m.
Belmont at Howard, 4 p.m.
Austin Peay vs. Ind. State./East Carolina, 1p.m./7 p.m.

Friday, November 27

Jacksonville State vs. Florida Atlantic, Noon
Belmont vs. George Mason, 1 p.m.
Eastern Kentucky vs. Charleston Southern, 1 p.m.

Southeast Missouri vs. Northern Colorado, 4 p.m.

Tennessee State at Marshall, 5 p.m.
Eastern Illinois at Marquette, 6 p.m.
Morehead State vs. Richmond, 8 p.m.
Austin Peay vs. TBA, TBA

Saturday, November 28

Belmont vs. Northeastern, 11:00 a.m.
Southeast Missouri vs. Kansas City/Avila, 11 a.m./2 p.m.
Univ. of Health Sciences & Pharmacy at UT Martin, 4 p.m.
Kentucky Wesleyan at Murray State, 7 p.m.

Sunday, November 29

Morehead State vs. Detroit Mercy, 3 p.m.
Jacksonville State at South Alabama, 4 p.m.
Eastern Illinois at Butler, 5:30 p.m.

Monday, November 30

Eastern Kentucky at Xavier, 6 p.m.
Chattanooga at Tennessee Tech, 6 p.m.
Jacksonville State vs. University of Mobile, 6 p.m.
Austin Peay vs. TBA, TBA

Wednesday, December 2

Tennessee Tech at Xavier, 6 p.m.
Southern Illinois at Southeast Missouri, 6:30 p.m.
Murray State at Middle Tennessee, 6:30 p.m.
Evansville at UT Martin, 7 p.m.
*Belmont at Tennessee State, 8 p.m.
SIUE at Northern Illinois, TBA
Morehead State at Ohio State, TBA
Eastern Kentucky at USC Upstate, TBA

Thursday, December 3

Chicago State at Eastern Illinois, 5 p.m. (ESPN+)
Tennessee Tech at Northern Kentucky, TBA

Friday, December 4

Jacksonville State at FIU, TBA

Saturday, December 5

Omaha at SIUE, 2 p.m.
Boyce College at Tennessee State, 2 p.m.
Samford at Belmont, 4 p.m.
Eastern Illinois at Green Bay, TBA

Sunday, December 6

Tennessee Tech at Western Carolina, TBA
Jacksonville State at FIU, TBA

Monday, December 7

*Morehead State at Eastern Kentucky, 6 p.m.
Lipscomb at Southeast Missouri, 6:30 p.m.

Tuesday, December 8

*Tennessee State at Belmont, 6:30 p.m.
*Austin Peay at Murray State, 7:30 p.m.

Wednesday, December 9

Transylvania at Morehead State, 6 p.m.
Southeast Missouri at Lipscomb, 7 p.m.
SIUE at Valparaiso, TBA
Eastern Illinois at Evansville, TBA

Thursday, December 10

Transylvania at Morehead State, 6 p.m.
Boyce College at Eastern Kentucky, 6 p.m.

Friday, December 11

Murray State at Southern Illinois, TBA

Saturday, December 12

Western Illinois at Eastern Illinois, 4 p.m.
***Southeast Missouri at UT Martin, 4 p.m.**
Belmont at Lipscomb, 7 p.m.

Sunday, December 13

*Jacksonville State at Tennessee Tech, 4 p.m.
SIUE at Northwestern, TBA

Monday, December 14

*Eastern Kentucky at Morehead State, 6 p.m.

Tuesday, December 15

Southeast Missouri at Evansville, 2 p.m.
McKendree at Austin Peay, 3 p.m.
Prairie View at Murray State, 7 p.m.

Wednesday, December 16

Kennesaw State at Belmont, 6:30 p.m.
*Tennessee Tech at Jacksonville State, 7:30 p.m.

Thursday, December 17

CU Harrodsburg at Eastern Kentucky, 6 p.m.

Friday, December 18

*SIUE at Morehead State, 5 p.m.
McNeese State at Austin Peay, 6 p.m.
Georgia Southwestern at Jacksonville State, 6 p.m.
***UT Martin at Southeast Missouri, 6:30 p.m.**

Saturday, December 19

Tennessee Tech at Tennessee, TBA

Monday, December 21

*Eastern Illinois at SIUE, 5 p.m.
*Murray State at Austin Peay, 7 p.m.
Belmont at Evansville, TBA

Tuesday, December 22

Morehead State at Clemson, 1 p.m.
Southeast Missouri at Indiana State, 2 p.m.
High Point at Eastern Kentucky, 6 p.m.
Chattanooga at Tennessee State, 6 p.m.
Tennessee Tech at Western Kentucky, TBA
UT Martin at Ole Miss, TBA

Wednesday, December 30

*Murray State at Belmont, 6 p.m.
*Eastern Illinois at Eastern Kentucky, 7 p.m.
*UT Martin at Jacksonville State, 7 p.m.
*Austin Peay at Tennessee State, 8 p.m.
***Southeast Missouri at Tennessee Tech, 8 p.m.**

Saturday, January 2

*Eastern Kentucky at Austin Peay, 4 p.m.
*Belmont at UT Martin, 4 p.m.
*Tennessee Tech at Eastern Illinois, 4 p.m.
*Morehead State at Murray State, 4 p.m.
*Jacksonville State at SIUE, 5 p.m.
***Tennessee State at Southeast Missouri, 5 p.m.**

Tuesday, January 5

*Eastern Illinois at SIUE, 5 p.m.

Thursday, January 7

*Austin Peay at SIUE, 1 p.m.
*Tennessee Tech at Morehead State, 6 p.m.
***Southeast Missouri at Belmont, 7 p.m.**
*Jacksonville State at Eastern Kentucky, 7 p.m.
*Murray State at Eastern Illinois, 7:30 p.m.
*UT Martin at Tennessee State, 8 p.m.





THIS IS THE OVC

2020-21 OVC COMPOSITE SCHEDULE

OVC CHAMPIONS • 2000 // OVC TOURNAMENT CHAMPIONS • 2000 // NCAA TOURNAMENT CHAMPIONS • 2000

Saturday, January 9

- *Murray State at SIUE, 1 p.m.
- *Jacksonville State at Morehead State, 3 p.m.
- *Austin Peay at Eastern Illinois, 4 p.m.
- *UT Martin at Belmont, 4 p.m.
- *Southeast Missouri at Tennessee State, 4 p.m.**
- *Tennessee Tech at Eastern Kentucky, 6 p.m.

Monday, January 11

- *SIUE at Eastern Illinois, 7 p.m.

Thursday, January 14

- *Eastern Kentucky at SIUE, 5 p.m.
- *Morehead State at Eastern Illinois, 7:30 p.m.
- *Tennessee State at Jacksonville State, 7:30 p.m.
- *Murray State at Southeast Missouri, 8 p.m.**
- *Austin Peay at UT Martin, 8 p.m.
- *Belmont at Tennessee Tech, 8 p.m.

Saturday, January 16

- *Belmont at Jacksonville State, 4 p.m.
- *Murray State at UT Martin, 4 p.m.
- *Eastern Kentucky at Eastern Illinois, 4 p.m.
- *Austin Peay at Southeast Missouri, 5 p.m.**
- *Morehead State at SIUE, 5 p.m.
- *Tennessee State at Tennessee Tech, 8 p.m.

Thursday, January 21

- *Southeast Missouri at Morehead State, 6 p.m.**
- *Eastern Illinois at Belmont, 7 p.m.
- *UT Martin at Eastern Kentucky, 7 p.m.
- *Tennessee Tech at Austin Peay, 7:30 p.m.
- *Jacksonville State at Murray State, 7:30 p.m.
- *SIUE at Tennessee State, 8 p.m.

Saturday, January 23

- *UT Martin at Morehead State, 3 p.m.
- *Southeast Missouri at Eastern Kentucky, 3 p.m.**
- *Jacksonville State at Austin Peay, 4 p.m.
- *SIUE at Belmont, 4 p.m.
- *Eastern Illinois at Tennessee State, 4 p.m.
- *Tennessee Tech at Murray State, 7:30 p.m.

Thursday, January 28

- *Morehead State at Jacksonville State, 7:30 p.m.
- *Belmont at Austin Peay, 7:30 p.m.
- *Tennessee State at Murray State, 7:30 p.m.
- *Eastern Illinois at UT Martin, 8 p.m.
- *Eastern Kentucky at Tennessee Tech, 8 p.m.
- *SIUE at Southeast Missouri, 8 p.m.**

Saturday, January 30

- *Eastern Kentucky at Jacksonville State, 4 p.m.
- *Tennessee State at Austin Peay, 4 p.m.
- *SIUE at UT Martin, 4 p.m.
- *Eastern Illinois at Southeast Missouri, 5 p.m.**
- *Belmont at Murray State, 7:30 p.m.
- *Morehead State at Tennessee Tech, 8 p.m.

Thursday, February 4

- *Tennessee State at SIUE, 1 p.m.
- *Murray State at Morehead State, 6 p.m.
- *Austin Peay at Eastern Kentucky, 7 p.m.
- *Belmont at Eastern Illinois, 7:30 p.m.
- *Jacksonville State at UT Martin, 8 p.m.
- *Tennessee Tech at Southeast Missouri, 8 p.m.**

Saturday, February 6

- *Belmont at SIUE, 1 p.m.
- *Austin Peay at Morehead State, 3 p.m.
- *Murray State at Eastern Kentucky, 3 p.m.
- *Tennessee State at Eastern Illinois, 4 p.m.
- *Tennessee Tech at UT Martin, 4 p.m.
- *Jacksonville State at Southeast Missouri, 5 p.m.**

Thursday, February 11

- *Eastern Kentucky at Belmont, 7 p.m.
- *UT Martin at Austin Peay, 7:30 p.m.
- *Eastern Illinois at Jacksonville State, 7:30 p.m.
- *Southeast Missouri at Murray State, 7:30 p.m.**
- *Morehead State at Tennessee State, 8 p.m.
- *SIUE at Tennessee Tech, 8 p.m.

Saturday, February 13

- *Southeast Missouri at Austin Peay, 4 p.m.**
- *SIUE at Jacksonville State, 4 p.m.
- *Eastern Illinois at Tennessee Tech, 4 p.m.
- *Eastern Kentucky at Tennessee State, 4 p.m.
- *Morehead State at Belmont, 4 p.m.
- *UT Martin at Murray State, 7:30 p.m.

Thursday, February 18

- *Jacksonville State at Belmont, 7 p.m.
- *SIUE at Austin Peay, 7:30 p.m.
- *Eastern Illinois at Murray State, 7:30 p.m.
- *Eastern Kentucky at Southeast Missouri, 8 p.m.**
- *Morehead State at UT Martin, 8 p.m.
- *Tennessee Tech at Tennessee State, 8 p.m.

Friday, February 19

- *Morehead State at Southeast Missouri, 8 p.m.**

Saturday, February 20

- *Eastern Illinois at Austin Peay, 4 p.m.
- *Tennessee Tech at Belmont, 4 p.m.
- *Eastern Kentucky at UT Martin, 4 p.m.
- *Jacksonville State at Tennessee State, 4 p.m.
- *SIUE at Murray State, 7:30 p.m.

Thursday, February 25

- *UT Martin at SIUE, 5 p.m.
- *Tennessee State at Morehead State, 6 p.m.
- *Belmont at Eastern Kentucky, 7 p.m.
- *Southeast Missouri at Eastern Illinois, 7:30 p.m.**
- *Murray State at Jacksonville State, 7:30 p.m.
- *Austin Peay at Tennessee Tech, 8:00 p.m.

Saturday, February 27

- *Belmont at Morehead State, 3 p.m.
- *Austin Peay at Jacksonville State, 4 p.m.
- *UT Martin at Eastern Illinois, 4 p.m.
- *Southeast Missouri at SIUE, 5 p.m.**
- *Tennessee State at Eastern Kentucky, 6 p.m.
- *Murray State at Tennessee Tech, 8 p.m.

Wednesday, March 3

- OVC Tournament First Round, TBD
- (Ford Center – Evansville, Ind.)

Thursday, March 4

- OVC Tournament Quarterfinals, TBD
- (Ford Center – Evansville, Ind.)

Friday, March 5

- OVC Tournament Semifinals, TBD
- (Ford Center – Evansville, Ind.)

Saturday, March 6

- OVC Tournament Championship, TBD
- (Ford Center – Evansville, Ind.)

* - Denotes OVC contest

All Times Central; Dates and Times Subject to Change





2020-21



RECORDS

Antonius Cleveland, currently with the NBA's Dallas Mavericks, ranked fifth among Southeast Missouri's career leaders in scoring with 1,556 points. Cleveland is the only SEMO player that participated in the College Basketball National Slam Dunk Championship.



RECORDS

All-Americans

Bill Giessing (1962, 1963)

Bill Giessing won third-team Little All-America honors in 1962 when he scored 660 points. In 1963, he was named second-team All-America by the Associated Press and third-team All-America by United Press International. Giessing was an inaugural inductee into the Southeast Athletics Hall of Fame.

Jack Klosterman (1943)

Jack Klosterman won NAIA All-America honors in 1943 after the Indians won the NAIA National Tournament. Klosterman, who served as the athletic director at Effingham High School (Ill.) for 27 years, died on October 17, 1991 at the age of 68.

Otto Porter (1981)

Otto Porter won second-team All-America honors from the National Association of Basketball Coaches in 1981 following a stellar two-year career. Porter averaged 25.1 points and 8.9 rebounds per game during his senior season. He finished with a career average of 25.8 points per game, the best-ever in the MIAA. He was inducted into the Southeast Hall of Fame in 2004.

Ray Pugh (1988, 1989)

Ray Pugh was named third-team All-America by the United States Basketball Coaches Association and the Basketball News after the 1988-89 season. The Indians ranked second in the nation that year. Pugh averaged 17.8 points and 5.2 rebounds per game. As a junior, Pugh was named second-team All-America by the Basketball News after leading the Indians to a 28-4 record in 1987-88. He was also selected as the MIAA's Most Valuable Player.

Carl Ritter (1961, 1963)

Carl Ritter, Southeast's all-time career scoring leader, earned both second-team National Association of Basketball Coaches (1963) and Associated Press (1961) All-America honors. He is a member of the Missouri Basketball Hall of Fame and was part of Southeast's inaugural Hall of Fame class. Ritter's jersey number 32 is the only retired number in Southeast Missouri State men's basketball history.

Jack Russell (1943)

Jack Russell won NAIA All-America honors in 1943 along with teammate Jack Klosterman. The Indians won the NAIA National Title that year. Russell, who retired after a long teaching career at Cape Central, died on November 20, 2003.

Dwayne Rutherford (1990)

Dwayne Rutherford was a third-team All-America by the Basketball Gazette after leading the Indians to a 26-5 record and a spot in the Elite Eight. Rutherford is Southeast's all-time leader in assists.

HONORS & AWARDS

OVC Regular-Season Champions

1999-2000

OVC Tournament Champions

1999-2000

NCAA Tournament Appearances

1999-2000

NCAA Statistical Champions

Field Goal Percentage

Leon Powell, F, 2010-11.....63.0

OVC Coach of the Year

Gary Garner.....1998-99

OVC Player of the Year

Bud Eley, C1998-99

OVC Male Athlete of the Year

Bud Eley, C1998-99

OVC Freshman of the Year

Derek Winans, G.....2001-02

Denzel Mahoney, G2016-17

OVC Newcomer of the Year

Bud Eley, C1995-96

* - *The OVC Newcomer of the Year*

Award was discontinued after the 2004 season.

OVC First-Team Selections

Devon Lake, G.....1992-93

Bud Eley, C1996-97

Bud Eley, C1998-99

Dainmon Gonner, F.....2004-05

Reggie Golson, F.....2004-05

Tyler Stone, F.....2013-14

Antoniuss Cleveland, G.....2016-17

Denzel Mahoney, G/F.....2017-18

OVC Second-Team Selections

Curtis Shelton, G.....1993-94

Bud Eley, C1995-96

Cory Johnson, G1997-98

Roderick Johnson, F.....1999-00

Michael Stokes, G.....2000-01

Roy Booker, G.....2005-06

Leon Powell, F2010-11

Tyler Stone, F.....2011-12

Tyler Stone, F.....2012-13

Jarekious Bradley, G/F2013-14

Jarekious Bradley, G/F2014-15

Denzel Mahoney, G/F.....2016-17

OVC Third-Team Selections

Mike Branson, F.....1999-00

Michael Stokes, G.....1999-00

Derek Winans, G.....2001-02

Derek Winans, G.....2002-03

OVC All-Newcomer Team Selections

Luther Bonds, F1992-93

Jermall Morgan, C.....1993-94

Jerome Days, C1994-95

Bud Eley, C1995-96

Calvert White, F.....1996-97

Cory Johnson, G1997-98

Roderick Johnson, F.....1998-99

Roy Booker, G2005-06

Brandon Foust, F2006-07

Leon Powell, F2010-11

Tyler Stone, F.....2011-12

Jarekious Bradley, G/F2013-14

Denzel Mahoney, G2016-17

Ledarrius Brewer, G2017-18

NABC Honors Court

Zach House, C, 2010-11

Nick Niemczyk, G, 2010-11

Nick Niemczyk, G, 2011-12

OVC All-Freshman Team Selections

Jerry Freshwater, G.....1991-92

OVC All-Tournament MVP

Roderick Johnson, F.....2000

OVC All-Tournament Team Selections

Mike Branson, F.....1999

Bud Eley, C1999

Mike Branson, F.....2000

Roderick Johnson, F.....2000

Denzel Mahoney, G2017

CoSIDA First-Team Academic All-Americans

Derek Winans, G.....2005

CoSIDA Second-Team Academic All-Americans

Derek Winans, G.....2004



HONORS & AWARDS

RECORDS



NABC All-District First-Team

Tyler Stone, F.....	2011-12
Jarekious Bradley, G/F.....	2013-14
Denzel Mahoney, G/F.....	2017-18

NABC All-District Second-Team

Leon Powell, F.....	2011-12
Marland Smith, G.....	2011-12
Tyler Stone, F.....	2013-14

OVC Player of the Week

Devon Lake, G.....	2/27/93
Curtis Shelton, G.....	12/5/93
Jermall Morgan, C.....	12/4/94
Bud Eley, C.....	1/15/96
Bud Eley, C.....	1/12/97
Bud Eley, C.....	12/7/98
Bud Eley, C.....	1/4/99
Bud Eley, C.....	1/11/99
Roderick Johnson, F.....	12/13/99
Michael Stokes, G.....	12/18/00
Brandon Griffin, C.....	12/15/03
Derek Winans, G.....	1/19/04
Reggie Golson, F.....	12/13/04
Dainmon Gonner, F.....	1/17/05
Reggie Golson, F.....	2/14/05
Roy Booker, G.....	11/28/05
Brandon Foust, F.....	1/7/08
Marland Smith, G.....	12/26/11
Corey Wilford, G.....	3/4/13
Jarekious Bradley, G/F.....	11/11/13
Jarekious Bradley, G/F.....	12/30/13
Tyler Stone, F.....	2/24/14
Tyler Stone, F.....	3/3/14
Denzel Mahoney, G/F.....	2/12/18

OVC Newcomer of the Week

Alex Beason, F.....	12/17/91
Alex Beason, F.....	12/23/91
Brandon Samuels.....	2/4/92
Luther Bonds, F.....	12/15/92
Jermall Morgan, C.....	1/30/94
Jerome Days, C.....	1/29/95
Bud Eley, C.....	12/3/95
Bud Eley, C.....	12/18/95
Bud Eley, C.....	2/4/96
Calvert White, F.....	12/2/96
Calvert White, F.....	1/19/97
Cory Johnson, G.....	11/24/97
Cory Johnson, G.....	2/1/98
Roderick Johnson, F.....	12/14/98
Michael Stokes, G.....	12/20/99
Michael Stokes, G.....	1/17/00
Michael Stokes, G.....	1/31/00

Carl Ritter became the first Southeast Missouri State University basketball player to have his number retired. His number 32 was retired during ceremonies at the Show Me Center on January 24, 1994. Ritter scored a school record 1,916 points from 1959-63.

Following an emotional ceremony, Ritter stepped behind the three-point line and made a perfect shot in front of a big Show Me Center crowd and regional television audience.

32




Terry Rogers, C.....	1/8/01
Derek Winans, G.....	11/26/01
Derek Winans, G.....	12/3/01
Derek Winans, G.....	1/14/02
Derek Winans, G.....	1/21/02
Brett Hale, G.....	2/4/02
Brett Hale, G.....	2/11/02
Derek Winans, G.....	2/18/02
Derek Winans, G.....	2/28/02
Brandon Griffin, C.....	12/2/02
Brandon Griffin, C.....	12/9/02
Brandon Griffin, C.....	1/20/03
Brandon Griffin, C.....	2/10/03
Brandon Griffin, C.....	3/3/03
Dainmon Gonner, F.....	12/8/03
Dainmon Gonner, F.....	1/5/04
Mike Nelke, G.....	1/19/04
Roy Booker, G.....	1/2/06
Roy Booker, G.....	1/9/06
Michael Rembert, C.....	12/18/06
Brandon Foust, F.....	1/15/07
Brandon Foust, F.....	1/22/07
Michael Rembert, C.....	1/29/07
Brandon Foust, F.....	2/26/07
Calvin Williams, F.....	11/26/07
Calvin Williams, F.....	12/10/07
Jaycen Herring, F.....	2/4/08
LaMont Russell, F.....	2/16/09
Cameron Butler, F.....	1/11/10
Leon Powell, F.....	11/22/10
Leon Powell, F.....	1/10/11
Leon Powell, F.....	2/7/11
Leon Powell, F.....	2/14/11
Leon Powell, F.....	2/21/11
Tyler Stone, F.....	11/14/11
Nick Niemczyk, G.....	11/28/11
Tyler Stone, F.....	12/5/11


Tyler Stone, F.....	12/12/11
Tyler Stone, F.....	12/26/11
Tyler Stone, F.....	1/9/12
Tyler Stone, F.....	2/13/12
A.J. Jones, G.....	3/4/13
Jarekious Bradley, G/F.....	11/11/13
Jarekious Bradley, G/F.....	11/25/13
Jarekious Bradley, G/F.....	12/2/13
Jarekious Bradley, G/F.....	12/9/13
Jarekious Bradley, G/F.....	12/16/13
Jarekious Bradley, G/F.....	12/30/13
Jarekious Bradley, G/F.....	2/24/14
Skyler Hogan, G.....	11/19/18
Skyler Hogan, G.....	12/10/18

OVC Freshman of the Week

Anthony Holt.....	1/8/95
Nathan Owen, G.....	12/22/97
Paul Paradossi, G.....	11/29/04
Roderick Pearson, G.....	1/8/07
Derek Thompson, G.....	11/23/09
Derek Thompson, G.....	12/7/09
Marland Smith, G.....	12/28/09
Marland Smith, G.....	2/22/10
Lucas Nutt, G.....	12/20/10
Antonius Cleveland, G.....	11/18/13
Antonius Cleveland, G.....	12/2/13
Antonius Cleveland, G.....	12/23/13
Antonius Cleveland, G.....	2/24/14
Antonius Cleveland, G.....	3/3/14
Marcus Wallace, G.....	2/9/15
Marcus Wallace, G.....	2/16/15
Denzel Mahoney, G.....	1/16/17
Denzel Mahoney, G.....	1/23/17
Denzel Mahoney, G.....	1/30/17
Denzel Mahoney, G.....	2/13/17
Denzel Mahoney, G.....	2/20/17



William "Bud" Eley



Dwayne Rutherford



Derek Winans





RECORDS

HONORS & AWARDS

Ledarius Brewer, G2/19/18
Gabe McGlothran, F2/11/19
DQ Nicholas, G12/9/19

College Sports Madness OVC

Player of the Week

Leon Powell, F1/16/12
Tyler Stone, F12/31/12
Corey Wilford, G3/3/13
Jarekious Bradley, G/F12/30/13
Jarekious Bradley, G/F1/12/14
Denzel Mahoney, G/F12/2/17
Ledarius Brewer, G2/19/18

College Sports Madness

Mid-Major Player of the Week

Tyler Stone, F12/31/12
Corey Wilford, G3/3/13

NetScouts OVC Player of the Week

Leon Powell, F1/16/12

CollegeHoopsDaily.com

OVC Player of the Month

Jarekious Bradley, G/F11/13
Jarekious Bradley, G/F1/14
Tyler Stone, F1/14

"Dark Horse" Dunker Champion

Antonius Cleveland, G2017

National Slam Dunk Contest

Participant

Antonius Cleveland, G2017

Portsmouth Invitational

Participants

Tyler Stone, F2014

Mayan Division Cancun

Challenge All-Tournament Team

Denzel Mahoney, G/F
Ledarius Brewer, G

SEMO Basketball

Hall of Famers (Year Inducted)

Bill Giessing, 1959-63 (2002)
Carl Ritter, 1959-63 (2002)
Abe Stuber, 1932-46 (2002)
1943 Team (2002)
Herb Mulkey, 1939-42 (2003)
Tom Upton, 1944-49 (2003)
Otto Porter, 1979-81 (2004)
Don Pritchard, 1931-36 (2005)

Ray Rippelmeyer, 1953-55 (2005)
1960-61 Team (2005)
Royal Tibe, 1919-23 (2006)
Ed Kiehne, 1919-22, 1924-25 (2007)
1965-86 Team (2007)
Jack Behrens, 1940-43 (2008)
Rich Eichhorst, 1952-56 (2009)
Bud Eley, 1995-99 (2009)
1988-89 Team (2009)
Ted Henderson, 1952-54 (2010)
1999-2000 Team (2012)
Donald Metz, 1967-70 (2014)
Derek Winans, 2001-05 (2014)
Ron Shumate (2016)
Jewell Crawford (2019)

OVC Medal of Honor Winners

Reggie Crisp1996-97
Ben Pranger1998-99
Matt Morris2000-01
Derek Winans2000-01
Derek Winans2001-02
Derek Winans2002-03
Derek Winans2004-05
Nick Niemczyk2011-12
Nick Niemczyk2012-13
Jamaal Calvin2013-14

OVC Commissioner's Honor

Roll Selections

Chris Chambers1994-95
Travis Smith1994-95
Reggie Crisp1995-96
Reggie Crisp1996-97
Matt Morris1997-98
Mike Branson1998-99
Matt Morris1998-99
Ben Pranger1998-99
Mike Branson1999-00
Matt Morris1999-00
Matt Morris2000-01
Derek Winans2000-01
Brett Hale2001-02
Derek Winans2001-02
John Boggio2002-03
Brett Hale2002-03
Derek Winans2002-03
John Boggio2003-04
Brett Hale2003-04
Derek Winans2003-04
Brett Hale2004-05
Derek Winans2004-05
Roderick Pearson2006-07
Israel Kirk2009-10

Derek Thompson2009-10
Zach House2010-11
Nick Niemczyk2010-11
Zach House2011-12
Nick Niemczyk2011-12
Lucas Nutt2011-12
Matt Floyd2012-13
Nick Niemczyk2012-13
Jamaal Calvin2013-14
Will Holifield2013-14
Jamaal Calvin2014-15
Marcus Wallace2014-15
Jamaal Calvin2015-16
Antonius Cleveland2015-16
Jamaal Calvin2016-17
Milos Vranes2016-17
Mark Laros2017-18
Donnie Lewis2017-18
Mark Laros2018-19
Donnie Lewis2018-19
Gabe McGlothran2018-19
Evan Morrison2019-20



Leon Powell led the nation in field goal percentage with a 63.0 percent clip in 2010-11.



RECORDS



Year-by-Year Records

1926-27	1-7
1927-28	3-11
1928-29	0-15
1929-30	1-15
1930-31	3-11
1931-32	7-7
1932-33	8-9
1933-34	8-8
1934-35	6-12
1935-36	14-3
1936-37	13-3
1937-38	10-6
1938-39	11-7
1939-40	7-12
1940-41	9-11
1941-42	12-6
1942-43	19-6 (NAIA Champions)
1943-44	11-3
1944-45	13-3
1945-46	13-3
1946-47	11-8
1947-48	10-9
1948-49	7-12
1949-50	6-13
1950-51	3-16
1951-52	5-12
1952-53	13-8
1953-54	12-8
1954-55	15-6
1955-56	12-7
1956-57	5-13
1957-58	11-9
1958-59	11-9
1959-60	13-9
1960-61	25-3
1961-62	18-7
1962-63	21-4
1963-64	18-5
1964-65	15-8
1965-66	13-9
1966-67	15-6
1967-68	8-14
1968-69	7-15
1969-70	9-12
1970-71	13-10
1971-72	15-9
1972-73	11-13
1973-74	10-14
1974-75	14-12
1975-76	5-19
1976-77	8-18
1977-78	11-15
1978-79	19-9
1979-80	14-12
1980-81	11-16

1981-82	21-10
1982-83	25-6
1983-84	16-12
1984-85	24-8
1985-86	27-7
1986-87	20-11
1987-88	28-4
1988-89	27-6
1989-90	26-5
1990-91	21-7

NCAA Division I Era

1991-92	12-16
1992-93	16-11
1993-94	10-17
1994-95	13-14
1995-96	8-19
1996-97	12-18
1997-98	14-13
1998-99	20-9
1999-00	24-7
2000-01	18-12
2001-02	6-22
2002-03	11-19
2003-04	11-16
2004-05	15-14
2005-06	7-20
2006-07	11-20
2007-08	1-19*
2008-09	3-27
2009-10	7-23
2010-11	10-22
2011-12	15-16
2012-13	17-16
2013-14	18-14
2014-15	13-17
2015-16	5-24
2016-17	15-18
2017-18	14-17
2018-19	10-21
2019-20	7-24

* - Southeast Missouri State vacated 11 wins during the 2007-08 season.

All-Time NCAA Division I Record:
343-505 (.404)

All-Time OVC Record:
191-297 (.391)

SEMO vs. Ranked Teams (0-15)

at #21 Cincinnati (12/11/92)	L, 58-83
at #6 Missouri (2/23/94)	L, 61-83
at #21 Illinois (12/8/95)	L, 70-89
vs. #6 Cincinnati (1/7/97)	L, 57-80
vs. #10 LSU* (3/16/00)	L, 61-64
at #20 Creighton (12/29/02)	L, 70-93
at #6 Illinois (12/28/05)	L, 64-89
at #25 Missouri (11/11/11)	L, 68-83
at #9 Murray State (2/2/12)	L, 73-81
vs. #14 Murray State (2/15/12)	L, 66-75
at #7 Kansas (11/9/12)	L, 55-74
at #11 Missouri (12/4/12)	L, 65-81
at #10 Indiana (12/4/16)	L, 55-83
at #10 Florida State (12/17/18)	L, 68-85
at #5 Ohio State (12/17/19)	L, 48-80

* - NCAA Tournament

Year-by-Year OVC Record and Finish

Year	Record	Finish
1991-92	5-9	7th
1992-93	9-7	4th
1993-94	5-11	6th
1994-95	7-9	6th
1995-96	5-11	8th
1996-97	9-9	t4th
1997-98	10-8	5th
1998-99	15-3	2nd
1999-00	14-4	t1st
2000-01	8-8	5th
2001-02	4-12	8th
2002-03	5-11	7th
2003-04	4-12	10th
2004-05	9-7	5th
2005-06	4-16	10th
2006-07	9-11	6th
2007-08	1-13*	11th
2008-09	0-18	10th
2009-10	3-15	9th
2010-11	6-12	t7th
2011-12	9-7	5th
2012-13	8-8	t5th/2nd in OVC West
2013-14	8-8	6th/2nd in OVC West
2014-15	7-9	8th/5th in OVC West
2015-16	2-14	12th/6th in OVC West
2016-17	9-7	5th/2nd in OVC West
2017-18	8-10	7th
2018-19	5-13	11th
2019-20	3-15	12th

* - Southeast Missouri State vacated six OVC wins during the 2007-08 season.

OVC CHAMPIONS • 2000 // OVC TOURNAMENT CHAMPIONS • 2000 // NCAA TOURNAMENT • 2000





RECORDS

CAREER RANKINGS

Points

1. Carl Ritter, 1959-63	1,916
2. Jewell Crawford, 1980-84	1,862
3. Bill Giessing, 1960-64	1,686
4. William "Bud" Eley, 1995-99	1,611
5. Antonius Cleveland, 2013-17	1,556
6. Tyler Stone, 2011-14	1,546
7. Derek Winans, 2001-05	1,505
8. Marland Smith, 2009-13	1,423
9. Ronny Rankin, 1984-86	1,277
10. Riley Ellis, 1984-86	1,241
11. Ray Pugh, 1985-89	1,237
12. Otto Porter, 1979-81	1,216
Devon Lake, 1990-93	1,216
14. Dwayne Rutherford, 1986-90	1,191
15. Kermit Meystedt, 1963-67	1,141
16. Anthony Venson, 1980-84	1,131
17. Curtis Shelton, 1990-94	1,112
18. John Sanchez, 1976-80	1,104
19. Denzel Mahoney, 2016-18	1,091
20. Lawrence Wilson, 1986-90	1,086

Scoring Average

1. Otto Porter, 1979-81	25.9
2. Fred Anderson, 1968-69	23.3
3. Roy Booker, 2005-06	22.0
4. Ronny Rankin, 1984-86	20.6
5. Jim Anderson, 1970-72	19.7
6. Riley Ellis, 1984-86	19.1
7. Jarekious Bradley, 2013-15	17.7
8. Danny Dohogne, 1990-91	17.4
9. Denzel Mahoney, 2016-18	17.0
10. Jewell Crawford, 1980-84	16.6
William "Bud" Eley, 1995-99	16.6

Field Goals Made

1. Jewell Crawford, 1980-84	763
2. William "Bud" Eley, 1995-99	629
3. Tyler Stone, 2011-14	621
4. Antonius Cleveland, 2013-2017	585
5. Derek Winans, 2001-05	524
6. Otto Porter, 1979-81	515
7. Ronny Rankin, 1984-86	483
8. Riley Ellis, 1984-86	478
Ray Pugh, 1985-89	478
10. Marland Smith, 2009-13	476

Field Goals Attempted

1. Jewell Crawford, 1980-84	1,470
2. Marland Smith, 2009-13	1,201
3. Tyler Stone, 2011-14	1,191
4. Antonius Cleveland, 2013-17	1,184
5. Derek Winans, 2001-05	1,172
6. William "Bud" Eley, 1995-99	1,170
7. Otto Porter, 1979-81	1,044

8. Joe Cagle, 1973-77	1,026
9. Dave Shipley, 1975-79	1,010
10. Ray Pugh, 1985-89	975

Field Goal Percentage

(Minimum 100 FG Made)	FG-A	Pct.
1. Danny Dohogne, 1990-91	191-297	.643
2. Leon Powell, 2010-12	298-486	.613
3. Carl Nicholson, 1985-88	105-173	.607
4. Eddie Hart, 1984-86	181-303	.597
5. Roderick Johnson, 1998-00	293-500	.586
6. Brandon Griffin, 2002-04	267-465	.574
Drew Demond, 1999-02	132-230	.574
8. Matt Sisley, 1992-94	142-248	.573
9. Desi Barmore, 1978-79	185-329	.562
10. Nino Johnson, 2011-15	369-661	.558

3-Point Field Goals Made

1. Marland Smith, 2009-13	251
2. Derek Winans, 2001-05	219
3. Churtis Shelton, 1990-94	215
4. Terrick Willoughby, 2003-07	175
5. Kenard Moore, 2007-09	174
6. Mike Lewis, 1987-91	166
7. Cory Johnson, 1997-99	162
8. Brett Hale, 2001-05	140
9. Jamaal Calvin, 2013-17	132
10. Denzel Mahoney, 2016-18	121

3-Point Field Goals Attempted

1. Marland Smith, 2009-13	697
2. Derek Winans, 2001-05	564
3. Kenard Moore, 2007-09	482
4. Curtis Shelton, 1990-94	480
5. Terrick Willoughby, 2003-07	434
6. Cory Johnson, 1997-99	391
7. Mike Lewis, 1987-91	372
8. Jamaal Calvin, 2013-17	371
9. Ledarrius Brewer, 2017-19	355
10. Jarekious Bradley, 2013-15	342
Brett Hale, 2001-05	342

3-Point Field Goal Percentage

(Minimum 100 3FG Made)	3FG-A	Pct.
1. Curtis Shelton, 1990-94	215-480	.448
2. Mike Lewis, 1987-91	166-372	.446
3. Cory Johnson, 1997-99	162-391	.414
4. Brett Hale, 2001-05	140-342	.409
5. Corey Wilford, 2011-13	114-280	.407
6. Terrick Willoughby, 2003-07	175-434	.403
7. Dwayne Rutherford, 1986-90	107-266	.402
8. Denzel Mahoney, 2016-18	121-306	.395
9. Derek Winans, 2001-05	219-564	.388
10. Lucas Nutt, 2009-14	118-315	.375



Derek Winans

Free Throws Made

1. Carl Ritter, 1959-63	580
2. William "Bud" Eley, 1995-99	341
3. Jewell Crawford, 1980-84	336
4. Antonius Cleveland, 2013-17	324
5. Denzel Mahoney, 2016-18	314
6. Ronny Rankin, 1984-86	311
7. Devon Lake, 1990-93	309
8. Lucas Nutt, 2009-14	300
9. Dwayne Rutherford, 1986-90	286
10. Riley Ellis, 1984-86	285

Free Throws Attempted

1. Carl Ritter, 1959-63	664
2. William "Bud" Eley, 1995-99	580
3. Antonius Cleveland, 2013-17	529
4. Jewell Crawford, 1980-84	495
5. Riley Ellis, 1984-86	462
6. Nino Johnson, 2011-15	434
7. Lawrence Wilson, 1986-90	402
8. Dwayne Rutherford, 1986-90	395
9. Devon Lake, 1990-93	384
10. Denzel Mahoney, 2016-18	380



CAREER RANKINGS

RECORDS



Free Throw Percentage

(Minimum 100 FT Made)

	FT-A	Pct.
1. Cory Johnson, 1997-99	130-146	.890
2. Robin Wilhoit, 1976-80	122-142	.859
Brett Hale, 2001-05	164-191	.859
4. Ronny Rankin, 1984-86	311-371	.838
5. Lucas Nutt, 2009-14	300-362	.829
Curtis Shelton, 1990-94	257-310	.829
7. Denzel Mahoney, 2016-18	314-380	.826
8. Roy Booker, 2005-06	165-200	.825
9. Jarekious Bradley, 2013-15	180-219	.822
10. Mike Payne, 1969-72	113-140	.807

Rebounds

1. William "Bud" Eley, 1995-99	955
2. John Sanchez, 1976-80	839
3. Kermit Meystedt, 1963-67	834
4. Paul Ranson, 1961-64	815
5. Anthony Thomas, 1978-82	796
Bill Giessing, 1960-64	796
7. Tyler Stone, 2011-14	768
8. Dan Milligan, 1965-69	758
9. Jewell Crawford, 1980-84	741
10. Nino Johnson, 2011-15	730

Rebounding Average

(Minimum 50 Games)

	G	Avg.
1. William "Bud" Eley, 1995-99	97	9.8
2. Brandon Griffin, 2002-04	53	9.1
3. Riley Ellis, 1984-86	65	8.7
4. Tyler Stone, 2011-14	94	8.2
5. Leon Powell, 2010-12	62	7.4
6. Roderick Johnson, 1998-00	60	7.3
7. Derick Turner, 1985-87	65	6.7
8. Reggie Golson, 2002-05	53	6.5
9. Calvin Williams, 2007-09	50	6.4
10. Jermall Morgan, 1993-95	54	6.3

Assists

1. Lucas Nutt, 2009-14	610
2. Dwayne Rutherford, 1986-90	541
3. Michael Morris, 1984-88	478
4. Dave Shipley, 1975-79	396
5. Jerry Freshwater, 1991-95	367
6. Joe Cagle, 1973-77	357
7. John Sanchez, 1976-80	327
8. Anthony Venson, 1980-84	321
9. Jonathan Dalton, 2016-19	315
10. Derek Winans, 2001-05	282

Steals

1. Michael Morris, 1984-88	191
2. Antonius Cleveland, 2013-17	159
3. Derek Winans, 2001-05	153
Dwayne Rutherford, 1986-90	153
5. William "Bud" Eley, 1995-99	135
6. Jerry Freshwater, 1991-95	121
7. Marland Smith, 2009-13	112
8. Dainmon Gonner, 2003-05	111
9. Paul Paradoski, 2004-07	110
10. Nino Johnson, 2011-15	100

Blocks

1. Nino Johnson, 2011-15	184
2. William "Bud" Eley, 1995-99	156
3. Tyler Stone, 2011-14	124
4. Drew Demond, 1999-02	112
5. Leon Powell, 2010-12	92
6. Anthony Thomas, 1978-82	83
7. Reggie Golson, 2002-05	79
8. Antonius Cleveland, 2013-17	76
9. Calvin Williams, 2007-09	71
10. Malcomn Henry, 1985-90	60



William "Bud" Eley

Games Played

1. Malcomn Henry, 1985-90	148
2. Lucas Nutt, 2009-14	137
3. Dwayne Rutherford, 1986-90	129
4. Lawrence Wilson, 1986-90	128
5. Marland Smith, 2009-13	126
6. Michael Morris, 1984-88	122
7. Antonius Cleveland, 2013-17	121
Mike Lewis, 1987-91	121

Games Started

1. Antonius Cleveland, 2013-17	109
2. Lucas Nutt, 2009-14	106
3. Derek Winans, 2001-05	101
4. Marland Smith, 2009-13	98
5. Bud Eley, 1995-99	93
6. Tyler Stone, 2011-14	84
7. Terrick Willoughby, 2003-07	80

* - Southeast Missouri State University men's basketball Top-10 lists were generated with statistics dating back to 1968-69. Any cumulative statistical reports prior to that season were incomplete. Therefore, some individuals who played before 1968-69 may be excluded from certain statistical categories on these lists.



Nino Johnson





RECORDS

SINGLE-SEASON RANKINGS

Points

1. Otto Porter, 1980-81	677
2. Riley Ellis, 1985-86	667
3. Ronny Rankin, 1985-86	656
4. Ronny Rankin, 1984-85	621
5. Jarekious Bradley, 2013-14	608
6. Jewell Crawford, 1983-84	606
7. Devon Lake, 1992-93	603
8. Denzel Mahoney, 2017-18	598
9. Roy Booker, 2005-06	594
10. Tyler Stone, 2013-14	578
11. Riley Ellis, 1984-85	574
12. Kenard Moore, 2008-09	570
13. Antonius Cleveland, 2016-17	549
14. Dainmon Gonner, 2004-05	547
15. Derick Turner, 1986-87	545
16. Otto Porter, 1979-80	539
17. Cleo Conley, 1986-87	537
18. William "Bud" Eley, 1996-97	536
19. Ray Pugh, 1987-88	533
20. Tyler Stone, 2012-13	512

Scoring Average

1. Otto Porter, 1979-80	27.0
2. Otto Porter, 1980-81	25.1
3. Fred Anderson, 1968-69	23.3
4. Jim Anderson, 1970-71	23.1
5. Jewell Crawford, 1983-84	22.4
6. Devon Lake, 1992-93	22.3
7. Roy Booker, 2005-06	22.0
8. Ronny Rankin, 1984-85	20.7
9. Ronny Rankin, 1985-86	20.5
10. Dainmon Gonner, 2004-05	20.3

Field Goals Made

1. Otto Porter, 1980-81	287
2. Ronny Rankin, 1985-86	252
3. Riley Ellis, 1985-86	250
4. Jewell Crawford, 1983-84	238
5. Ronny Rankin, 1984-85	231
6. Otto Porter, 1979-80	228
Riley Ellis, 1984-85	228
8. Tyler Stone, 2013-14	223
Cleo Conley, 1986-87	223
10. Derick Turner, 1986-87	221
Fred Anderson, 1968-69	221

Field Goals Attempted

1. Otto Porter, 1980-81	568
2. Ronny Rankin, 1985-86	524
3. Roy Booker, 2005-06	504
4. Riley Ellis, 1985-86	495
5. Fred Anderson, 1968-69	488
6. Kenard Moore, 2008-09	483
7. Otto Porter, 1979-80	476

Cleo Conley, 1986-87	476
9. Riley Ellis, 1984-85	460
10. Jarekious Bradley, 2013-14	438

Field Goal Percentage

(Minimum 75 FG Made)

	FG-A	Pct.
1. Danny Dohogne, 1990-91	191-297	.643
2. Leon Powell, 2010-11	172-273	.630
3. Cornall Henderson, 1987-88	75-117	.641
Carl Nicholson, 1987-88	75-117	.641
5. Eddie Hart, 1985-86	119-186	.640
6. David Montgomery, 1997-98	141-227	.621
7. Roderick Johnson, 1999-00	163-270	.604
8. William "Bud" Eley, 1998-99	170-286	.594
9. Leon Powell, 2011-12	126-213	.592
10. John Sanchez, 1977-78	149-256	.582

3-Point Field Goals Made

1. Kenard Moore, 2008-09	97
2. Cory Johnson, 1997-98	95
3. Curtis Shelton, 1993-94	86
4. Corey Wilford, 2012-13	82
5. Kenard Moore, 2007-08	77
6. Jarekious Bradley, 2013-14	75
7. Roy Booker, 2005-06	73
8. Ledarrus Brewer, 2017-18	71
Derek Winans, 2002-03	71
10. Cory Johnson, 1998-99	67

3-Point Field Goals Attempted

1. Kenard Moore, 2008-09	285
2. Roy Booker, 2005-06	233
3. Cory Johnson, 1997-98	219
4. Marland Smith, 2010-11	207
5. Jarekious Bradley, 2013-14	201
6. Kenard Moore, 2007-08	197
7. Ledarrus Brewer, 2017-18	196
8. Corey Wilford, 2012-13	193
9. Curtis Shelton, 1993-94	190
10. Marland Smith, 2009-10	185

3-Point Field Goal Percentage

(Minimum 50 3FG Made)

	3FG-A	Pct.
1. Amory Sanders, 2000-01	53-95	.558
2. Mike Lewis, 1989-90	64-130	.492
Mike Lewis, 1988-89	64-130	.492
4. Curtis Shelton, 1991-92	58-121	.479
5. Curtis Shelton, 1993-94	86-190	.453
6. Terrick Willoughby, 2006-07	51-116	.440
7. Cory Johnson, 1997-98	95-219	.434
8. Mark Johnson, 1994-95	55-128	.430
9. Marland Smith, 2012-13	63-147	.429
Brett Hale, 2002-03	54-126	.429



Antonius Cleveland

Free Throws Made

1. Carl Ritter, 1960-61	184
2. Denzel Mahoney, 2017-18	182
3. Riley Ellis, 1985-86	167
4. Roy Booker, 2005-06	165
5. Devon Lake, 1992-93	162
6. Ronny Rankin, 1984-85	159
7. Ronny Rankin, 1985-86	152
8. Denzel Mahoney, 2016-17	132
9. Jewell Crawford, 1983-84	130
Andrew Reed, 1971-72	130
10. Jermall Morgan, 1994-95	123



SINGLE-SEASON RANKINGS

RECORDS



Free Throws Attempted

1. Riley Ellis, 1985-86	259
2. Denzel Mahoney, 2017-18	218
3. William "Bud" Eley, 1996-97	217
4. Devon Lake, 1992-93	205
Leon Powell, 2010-11	205
6. Riley Ellis, 1984-85	203
7. Roy Booker, 2005-06	200
8. Jermall Morgan, 1994-95	199
9. Ronny Rankin, 1984-85	190
10. Jewell Crawford, 1983-84	183

Free Throw Percentage

(Minimum 75 FT Made)	FT-A	Pct.
1. Curtis Shelton, 1993-94	94-106	.887
2. Jarekious Bradley, 2014-15	83-94	.883
3. Ronny Rankin, 1985-86	152-181	.840
4. Ronny Rankin, 1984-85	159-190	.837
5. Denzel Mahoney, 2017-18	182-218	.835
6. Michael Stokes, 2000-01	118-143	.825
Roy Booker, 2005-06	165-200	.825
8. Lucas Nutt, 2010-11	96-117	.821
9. Lucas Nutt, 2013-14	80-98	.816
10. Denzel Mahoney, 2016-17	132-162	.815

Rebounds

1. Brandon Griffin, 2002-03	314
2. William "Bud" Eley, 1996-97	310
William "Bud" Eley, 1998-99	310
4. Riley Ellis, 1985-86	293
5. Nino Johnson, 2012-13	289
6. Tyler Stone, 2013-14	284
7. Derick Turner, 1986-87	282
8. Riley Ellis, 1984-85	275
9. Roderick Johnson, 1999-00	266
10. William "Bud" Eley, 1995-96	260

Rebounding Average

(Minimum 20 Games)	G	Avg.
1. William "Bud" Eley, 1998-99	29	10.7
2. Brandon Griffin, 2002-03	30	10.5
3. William "Bud" Eley, 1996-97	30	10.3
4. Thomas Thames, 1990-91	20	10.1
5. William "Bud" Eley, 1995-96	27	9.6
6. Tyler Stone, 2013-14	30	9.5
7. Derick Turner, 1986-87	31	9.1
8. Riley Ellis, 1985-86	33	8.9
9. Nino Johnson, 2012-13	33	8.8
Danny Dohogne, 1990-91	28	8.8

Assists

1. Dwayne Rutherford, 1988-89	200
2. Lucas Nutt, 2013-14	191
3. Kevin Roberts, 2002-03	179
4. Lucas Nutt, 2012-13	178
5. Jonathan Dalton, 2017-18	168
6. Jerry Freshwater, 1994-95	153
7. Dwayne Rutherford, 1987-88	143
8. Michael Morris, 1986-87	139
9. Michael Morris, 1985-86	136
10. Michael Morris, 1987-88	130

Steals

1. Dainmon Gonner, 2004-05	74
2. Dwayne Rutherford, 1988-89	71
3. Michael Morris, 1986-87	63
Michael Morris, 1987-88	63
5. William "Bud" Eley, 1996-97	58
Calvert White, 1996-97	58
7. Johnnie Coleman, 1990-91	57
8. Ernest Taylor, 1988-89	50
9. Isiah Jones, 2015-16	49
10. Cleo Conley, 1986-87	48



Tyler Stone

Blocks

1. Nino Johnson, 2012-13	84
2. William "Bud" Eley, 1998-99	75
3. Nino Johnson, 2014-15	64
Reggie Golson, 2004-05	64
5. William "Bud" Eley, 1995-96	51
6. Leon Powell, 2010-11	50
7. Drew Demond, 2000-01	48
8. Tyler Stone, 2013-14	46
9. Anthony Thomas, 1981-82	45
10. Tyler Stone, 2012-13	44

* - Southeast Missouri State University men's basketball Top-10 lists were generated with statistics dating back to 1968-69. Any cumulative statistical reports prior to that season were incomplete. Therefore, some individuals who played before 1968-69 may be excluded from certain statistical categories on these lists.



Leon Powell





RECORDS

TEAM SINGLE-SEASON

Most Games

1985-86	34
2016-17	33
2012-13	33
1988-89	33
2013-14	32
2010-11	32
1987-88	32
1984-85	32
2019-20	31
2018-19	31
2017-18	31
2011-12	31
2006-07	31
1999-00	31
1989-90	31
1986-87	31
1982-83	31
1981-82	31

Most Wins

1987-88	28
1988-89	27
1985-86	27
1989-90	26
1982-83	25
1999-00	24
1984-85	24
1990-91	21
1981-82	21
1962-63	21

Most Ohio Valley Conference Wins

1998-99	15
1999-00	14
1997-98	10
2016-17	9
2011-12	9
2006-07	9
2004-05	9
1996-97	9
1992-93	9

Most Losses

2008-09	27
2019-20	24
2009-10	23
2010-11	22
2018-19	21

Most Ohio Valley Conference Losses

2008-09	18
2019-20	15
2009-10	15
2018-19	13
2007-08	13
2010-11	12
2003-04	12
2001-02	12

Most Points Scored

1987-88	2,791
1986-87	2,782
1988-89	2,775
1989-90	2,700
2013-14	2,654
1984-85	2,484
2016-17	2,460
1990-91	2,457
1986-87	2,453
2012-13	2,446

Highest Scoring Average

1990-91	87.8
1971-72	87.6
1965-66	87.2
1989-90	87.1
1987-88	86.9
1970-71	86.8
1963-64	86.4
1988-89	84.1
1977-78	83.0
2013-14	82.9

Most Field Goals Made

1985-86	1,108
1987-88	1,061
1988-89	1,003
1982-83	992
1986-87	978
1984-85	971
2013-14	961
1989-90	959
1978-79	917
1990-91	886
1977-78	886

Most Field Goals Attempted

1985-86	2,204
1988-89	2,128
1987-88	2,101
1989-90	2,075
1986-87	2,022
1982-83	2,000
1984-85	1,978
1971-72	1,971
1976-77	1,931
2013-14	1,924

Best Field Goal Percentage

1978-79	51.9
1987-88	50.5
1985-86	50.3
2013-14	49.9
1977-78	49.9
1983-84	49.8
1982-83	49.6
1984-85	49.1
1990-91	49.0
1980-81	48.4

Most 3-Point Field Goals Made

2017-18	289
2018-19	266
2016-17	263
2012-13	256
2006-07	254
2013-14	218
1988-89	215
2002-03	212
2000-01	209
1997-98	208

Most 3-Point Field Goals Attempted

2006-07	765
2017-18	738
2018-19	719
2016-17	716
2012-13	644
2013-14	607
2019-20	596
2007-08	594
2005-06	580
1997-98	575
1999-00	558

Best 3-Point Field Goal Percentage

1988-89	44.6
1987-88	42.5
2002-03	40.1
2012-13	39.8
2000-01	39.8
1991-92	39.7
2017-18	39.2
2004-05	37.6
2003-04	37.6
2018-19	37.0

Miscellaneous Records

Largest Margin of Victory	+15.7	1984-85
Most Victories	28	1987-88
Most Losses	27	2008-09
Longest Winning Streak	20 games	12/5/87-2/17/88
Longest Home Winning Streak	28 games	11/29/85-1/7/87
Longest Losing Streak	21 games	12/23/08-11/18/09



TEAM SINGLE-SEASON

RECORDS



Most Free Throws Made

1960-61.....	621
1989-90.....	618
1985-86.....	575
1990-91.....	570
1988-89.....	554
1984-85.....	542
1987-88.....	525
2013-14.....	514
1992-93.....	510
1971-72.....	503

Most Free Throws Attempted

1989-90.....	962
1985-86.....	856
1984-85.....	844
1990-91.....	806
1988-89.....	798
2010-11.....	794
1987-88.....	775
2007-08.....	745
2013-14.....	743
1971-72.....	739

Best Free Throw Percentage

2001-02.....	76.4
1979-80.....	75.4
2005-06.....	74.9
1978-79.....	74.4
2016-17.....	74.2
2000-01.....	73.9
2002-03.....	73.4
2017-18.....	72.9
1992-93.....	72.6
1977-78.....	72.3

Most Rebounds

1989-90.....	1,492
1985-86.....	1,410
1987-88.....	1,377
1984-85.....	1,331
1988-89.....	1,324
1986-87.....	1,304
1996-97.....	1,299
1962-63.....	1,292
1990-91.....	1,271
1961-62.....	1,261

Best Rebounding Average

1965-66.....	53.3
1964-65.....	53.3
1963-64.....	52.6
1962-63.....	51.7
1966-67.....	50.6
1961-62.....	50.4
1989-90.....	48.1
1969-70.....	43.4
1973-74.....	42.5
1975-76.....	41.7

Most Assists

1988-89.....	544
2002-03.....	535
2013-14.....	533
2012-13.....	522
1990-91.....	489
2011-12.....	462
2016-17.....	454
1994-95.....	439
2007-08.....	427
2017-18.....	423

Most Turnovers

2007-08.....	558
1996-97.....	553
2006-07.....	528
1995-96.....	500
1988-89.....	493
1993-94.....	487
1999-00.....	478
1992-93.....	472
2009-10.....	465
2010-11.....	463
1990-91.....	463

Most Blocked Shots

1999-00.....	164
2012-13.....	162
2013-14.....	136
2014-15.....	132

2006-07.....	126
1996-97.....	126
2007-08.....	125
2010-11.....	121
2004-05.....	119
1991-92.....	115

Most Steals

2007-08.....	262
1992-93.....	250
2006-07.....	249
2016-17.....	248
2004-05.....	237
2013-14.....	228
1996-97.....	220
2015-16.....	218
2014-15.....	218
1995-96.....	204

Most Personal Fouls

1988-89.....	704
1985-86.....	695
1984-85.....	688
2007-08.....	679
2010-11.....	677
1989-90.....	674
1987-88.....	663
1986-87.....	658
2009-10.....	653
2016-17.....	644



FOLLOW THE REDHAWKS AT GOSOUTHEAST.COM





RECORDS

TEAM SINGLE-GAME

Points

135	vs. Ft. Leonard Wood, 1963-64
127	vs. Harris-Stowe, 12/2/86
127	vs. St. Louis Parks, 11/24/86
126	vs. Union University, 11/20/89
126	vs. Harris-Stowe, 2/4/85
122	vs. Harris Teachers College, 1964-65
121	vs. Austin Peay, 1/29/08
121	vs. Oakland City, 1/2/91
121	vs. Concordia (Wis.), 11/19/88
119	vs. Troy, 12/3/93

Combined Points

237	vs. Austin Peay, 1/29/08
233	vs. Murray State, 3/1/14
228	vs. Troy, 11/24/90
226	vs. Illinois State, 1970-71
220	vs. Kentucky Wesleyan, 1977-78
219	vs. Missouri Baptist, 11/19/90
216	vs. Illinois State, 1968-69
213	vs. Arkansas State, 1968-69
211	vs. Central Missouri, 1978-79
210	vs. Union University, 12/2/89

Most Field Goals Made

SEMO Record

59	vs. St. Louis Parks, 11/24/86
59	vs. McKendree, 1/4/67

NCAA Division I Era (Since 1997-98 Season)

45	vs. Central Baptist, 11/11/13
44	vs. Murray State, 3/1/14
44	vs. Williams Baptist College, 12/12/09
41	vs. Austin Peay, 1/29/08
40	at Austin Peay, 2/28/13
40	vs. Harris-Stowe, 11/14/11
40	vs. Central Methodist, 11/21/97
39	vs. Quincy, 11/12/18
38	vs. UT Martin, 2/12/15
37	at Tennessee State, 1/13/05

Most Field Goals Attempted

SEMO Record

98	vs. St. Louis Parks, 11/24/86
----	-------------------------------

NCAA Division I Era (Since 1997-98 Season)

83	vs. Kentucky Christian, 11/24/03
83	at UT Martin, 1/15/98
81	vs. Central Baptist, 11/11/13
80	at Tennessee State, 1/13/05
79	vs. Williams Baptist College, 12/12/09
75	at Louisiana Tech, 11/13/17
75	vs. UT Martin, 2/2/08
72	vs. Austin Peay, 2/25/17
72	vs. Lyon College, 11/12/12
72	at Tennessee State, 3/1/03
72	vs. Morehead State, 1/27/00

Best Field Goal Percentage

SEMO Record

68.9 (59-of-88)	vs. McKendree, 1/14/67
-----------------	------------------------

NCAA Division I Era (Since 1997-98 Season)

66.7 (40-of-60)	at Austin Peay, 2/28/13
65.3 (32-of-49)	vs. Tennessee State, 1/11/14
64.3 (36-of-56)	vs. Hannibal-LaGrange, 11/26/12
62.9 (39-of-62)	vs. Quincy, 11/12/18
61.7 (29-of-47)	vs. Texas State, 12/1/13
61.5 (40-of-65)	vs. Central Methodist, 11/21/97
61.2 (30-of-49)	vs. Morris Brown College, 2/14/01
60.5 (26-of-43)	vs. Tennessee Tech, 1/10/17
60.4 (32-of-53)	vs. Tennessee State, 2/3/01
60.0 (36-of-60)	vs. Western Carolina, 11/19/99

Most 3-Point Field Goals Made

SEMO Record

20	at Austin Peay, 2/28/13
----	-------------------------

NCAA Division I Era (Since 1997-98 Season)

20	at Austin Peay, 2/28/13
17	vs. Central Baptist, 11/11/13
16	at Eastern Kentucky, 2/22/18
16	vs. UT Martin, 2/18/17
16	vs. Tulane, 11/30/13
16	vs. Williams Baptist College, 12/12/09
16	vs. UT Martin, 12/12/98
15	vs. Eastern Illinois, 2/9/13
14	vs. Tennessee State, 2/28/19
14	at Florida State, 12/17/18
14	vs. Southern Illinois, 12/8/18
14	vs. Quincy, 11/12/18
14	vs. Austin Peay, 2/28/15
14	at Murray State, 2/15/03

Most 3-Point Field Goals Attempted

SEMO Record

40	vs. UT Martin, 1/15/98
----	------------------------

NCAA Division I Era (Since 1997-98 Season)

40	vs. UT Martin, 1/15/98
37	at Florida State, 12/17/18
36	vs. Southern Illinois, 12/8/18
35	vs. Tennessee State, 12/31/17
35	vs. Central Baptist, 11/11/13
34	vs. UT Martin, 2/24/18
34	vs. UT Martin, 2/18/17
34	vs. Central Arkansas, 12/1/16
34	vs. Tennessee Tech, 1/10/04
33	at Austin Peay, 2/28/13
33	vs. Murray State, 1/27/07
33	vs. Morehead State, 1/27/00

Best 3-Point Field Goal Percentage

(Minimum 10 3FG Made)

73.7 (14-of-19)	vs. Tennessee State, 2/28/19
68.8 (11-of-16)	vs. Hannibal-LaGrange, 11/26/12
62.5 (10-of-16)	at N.C. Central, 2/2/17
60.9 (14-of-23)	at Murray State, 2/15/03
60.0 (12-of-20)	at Morehead State, 2/24/00
59.3 (16-of-27)	at Eastern Kentucky, 2/22/18
59.1 (13-of-22)	at Eastern Kentucky, 1/2/07
58.8 (10-of-17)	at Austin Peay, 2/28/09
58.8 (10-of-17)	vs. UC Santa Barbara, 11/30/03
58.8 (10-of-17)	vs. Austin Peay, 1/8/00

Most Free Throws Made

SEMO Record

40	vs. Christian Brothers, 12/5/88
----	---------------------------------

NCAA Division I Era (Since 1997-98 Season)

32	at Eastern Kentucky, 1/5/98
31	vs. Eastern Kentucky, 1/10/02
30	vs. Murray State, 2/14/15
30	vs. Tennessee State, 12/6/07
30	at UT Martin, 2/10/01
29	vs. SIU Edwardsville, 2/15/20
29	vs. Tennessee State, 1/11/14
28	vs. SIU Edwardsville, 2/17/18
28	vs. Alabama A&M, 11/29/14
28	vs. Eastern Illinois, 1/8/11
28	vs. Tennessee State, 2/25/10
28	vs. Murray State, 1/27/07
28	at Murray State, 1/8/07
28	vs. Tennessee State, 1/15/04

Most Free Throws Attempted

SEMO Record

50	vs. Christian Brothers, 12/5/88
----	---------------------------------

NCAA Division I Era (Since 1997-98 Season)

47	at Murray State, 1/8/07
46	vs. Alabama A&M, 11/29/14
45	vs. Jacksonville State, 1/4/10
44	vs. Eastern Illinois, 1/8/11
44	vs. Tennessee State, 12/6/07
44	vs. Murray State, 1/27/07
44	vs. Southern Illinois, 12/5/00
43	vs. Tennessee State, 1/11/14
41	vs. UT Martin, 1/3/11
41	vs. Austin Peay, 1/29/08

Miscellaneous Records

Points in a Half	74	vs. Harris-Stowe, 2/4/85
Largest Margin of Victory	+89	SEMO 127, St. Louis Parks 38, 11/24/86
Largest Margin of Defeat	-58	NW Missouri 74, SEMO 16, 2/1/29



TEAM SINGLE-GAME

RECORDS



Best Free Throw Percentage

(Minimum 25 FT Made)

NCAA Division I Era (Since 1997-98 Season)

.862 (25-of-29).....	at Eastern Illinois, 1/23/99
.857 (30-of-35).....	at UT Martin, 2/10/01
.842 (32-of-38).....	at Eastern Kentucky, 1/5/98
.842 (32-of-38).....	at Eastern Kentucky, 1/5/98
.805 (29-of-36).....	vs. SIU Edwardsville, 2/15/20
.800 (28-of-35).....	vs. SIU Edwardsville, 2/17/18
.800 (28-of-35).....	vs. Tennessee State, 2/25/10
.800 (28-of-35).....	vs. Tennessee State, 1/15/04
.794 (31-of-39).....	vs. Eastern Kentucky, 1/10/02

Most Rebounds

SEMO Record

68.....	vs. Christian Brothers, 11/18/88
---------	----------------------------------

NCAA Division I Era (Since 1997-98 Season)

56.....	vs. Mid-Continent, 11/22/13
56.....	vs. Lyon College, 11/12/12
56.....	vs. Austin Peay, 1/29/08
56.....	vs. Kentucky Christian, 11/24/03
54.....	vs. Central Methodist, 11/20/98
52.....	at Tennessee State, 12/5/98
51.....	vs. SIU Edwardsville, 1/24/19
51.....	vs. Tennessee Tech, 12/8/07
51.....	vs. Tennessee State, 12/6/07
50.....	vs. Southeastern Louisiana, 12/6/14
50.....	vs. Austin Peay, 1/26/12
50.....	vs. Williams Baptist College, 12/12/09
50.....	vs. Oakland City, 12/4/02
50.....	at Tennessee State, 1/13/98

Most Assists

SEMO Record

33.....	vs. Missouri Baptist, 11/19/90
---------	--------------------------------

NCAA Division I Era (Since 1997-98 Season)

31.....	at Austin Peay, 2/28/13
29.....	vs. Williams Baptist College, 12/12/09
28.....	vs. Central Arkansas, 12/1/16
28.....	vs. Harris-Stowe, 11/14/11
28.....	vs. UT Martin, 1/16/03
27.....	vs. Central Baptist, 11/11/13
27.....	vs. Morehead State, 2/6/03
27.....	at Eastern Kentucky, 1/9/03
26.....	vs. Mid-Continent, 11/22/13
24.....	at Tennessee State, 1/13/05

Most Blocked Shots

SEMO Record

14.....	vs. Morehead State, 1/4/99
---------	----------------------------

NCAA Division I Era (Since 1997-98 Season)

14.....	vs. Morehead State, 1/4/99
12.....	vs. Tennessee Tech, 1/20/05
11.....	vs. Hannibal-LaGrange, 12/11/10
10.....	vs. SIU Edwardsville, 2/7/13
10.....	at UT Martin, 1/20/11
10.....	vs. Austin Peay, 1/29/08
10.....	vs. Austin Peay, 1/22/05
10.....	at Morehead State, 1/27/01
10.....	vs. Jackson State, 12/28/00

Most Steals

NCAA Division I Era (Since 1997-98 Season)

23.....	vs. Hannibal-LaGrange, 11/13/16
17.....	vs. Longwood, 11/24/07
17.....	vs. Kentucky Christian, 11/24/03
16.....	vs. Harris-Stowe, 12/27/15
16.....	vs. Tennessee State, 2/12/05
16.....	at Tennessee State, 1/13/05
15.....	vs. Central Baptist, 11/11/13
15.....	vs. UT Martin, 12/2/06
14.....	at Missouri State, 12/17/16
14.....	vs. Harris-Stowe, 12/28/14
14.....	vs. Williams Baptist College, 12/12/09
14.....	vs. Tennessee Tech, 1/31/09
14.....	vs. Culver-Stockton, 11/16/07
14.....	vs. Eastern Illinois, 2/23/99

Most Turnovers

NCAA Division I Era (Since 1997-98 Season)

31.....	at Arkansas State, 12/8/98
30.....	vs. Austin Peay, 1/29/08
29.....	at Western Kentucky, 12/1/04
28.....	vs. Central Methodist, 12/16/05
27.....	at Morehead State, 1/14/10
27.....	vs. Coppin State, 11/23/07
27.....	at Southern Illinois, 1/2/00
26.....	at Tennessee Tech, 12/9/06
26.....	at Tennessee State, 1/13/05
24.....	vs. UT Martin, 1/5/19
24.....	vs. Northern Illinois, 2/21/09
24.....	at Arkansas, 11/10/06
24.....	at Saint Louis, 12/15/01
24.....	vs. UT Martin, 1/13/01

Most Personal Fouls

NCAA Division I Era (Since 1997-98 Season)

37.....	vs. Austin Peay, 1/29/08
37.....	vs. Coppin State, 11/23/07
34.....	vs. Murray State, 1/18/20
32.....	at Austin Peay, 12/3/09
31.....	at Jacksonville State, 2/23/12
31.....	at Florida Gulf Coast, 11/16/10
30.....	vs. Tennessee Tech, 1/10/17
30.....	at Southern Illinois, 12/8/10
29.....	at Bradley, 11/18/16
29.....	vs. Eastern Michigan, 11/24/09
29.....	vs. Arkansas State, 11/18/09
29.....	vs. Tennessee Tech, 1/20/07
29.....	at Murray State, 1/8/07
29.....	vs. Tennessee State, 1/15/04





RECORDS

INDIVIDUAL SINGLE-GAME

Points

SEMO Record

- 52 Kermit Meystedt
vs. McKendree, 1/14/67

NCAA Division I Era (Since 1997-98 Season)

1. 37 Tyler Stone
at SIU Edwardsville, 2/6/14
- 37 Dainmon Gonner
at Tennessee State, 1/13/05
3. 36 Denzel Mahoney
at SIU Edwardsville, 1/18/18
- 36 Leon Powell
vs. UT Martin, 1/3/11
- 36 Kenard Moore
vs. Northern Illinois, 2/21/09
- 36 Dainmon Gonner
at Bradley, 11/19/04
7. 34 Ledarrius Brewer
vs. Eastern Illinois, 2/15/18
- 34 Denzel Mahoney
vs. Tennessee State, 3/1/17
9. 33 Roy Booker
vs. Austin Peay, 1/14/06
- 33 Derek Winans
at Western Illinois, 1/21/03
11. 32 Jarekious Bradley
at Eastern Kentucky, 2/1/14
- 32 Tyler Stone
vs. Central Arkansas, 12/8/12
- 32 Tim Scheer
vs. Tennessee State, 1/30/03
- 32 Derek Winans
vs. Eastern Illinois, 2/19/02

Rebounds

SEMO Record

- 29 Paul Ranson
vs. MacMurray, 12/8/61

NCAA Division I Era (Since 1997-98 Season)

1. 21 William "Bud" Eley
at Missouri State, 12/22/98
- 19 Leon Powell
at Central Arkansas, 2/5/11
- 19 Michael Rembert
at Eastern Kentucky, 2/9/08
- 18 Leon Powell
vs. Austin Peay, 1/26/12
- 17 Sage Tolbert
at Eastern Kentucky, 2/1/20
- 17 Tyler Stone
vs. Mid-Continent, 11/22/13
- 17 LaMont Russell
at Kansas State, 11/16/08
- 17 Roderick Johnson
vs. Middle Tennessee, 3/4/00
- 17 Roderick Johnson
at Middle Tennessee, 1/10/00
- 17 William "Bud" Eley
vs. Murray State, 2/28/99

Field Goals Made

SEMO Record

- 24 Kermit Meystedt
vs. McKendree, 1/14/67

NCAA Division I Era (Since 1997-98 Season)

1. 15 Tyler Stone
at SIU Edwardsville, 2/6/14
- 15 Dainmon Gonner
at Tennessee State, 1/13/05
3. 14 Tyler Stone
vs. Central Arkansas, 12/8/12
- 14 Derek Winans
at Western Illinois, 1/21/03
5. 13 Jaycen Herring
at Austin Peay, 2/28/09
- 13 Kenard Moore
vs. Morehead State, 1/15/09
7. 12 Antonius Cleveland
at DePaul, 12/19/16
- 12 Tyler Stone
at Central Arkansas, 12/5/11
- 12 Leon Powell
at Florida Gulf Coast, 11/16/10
- 12 Reggie Golson
vs. Rockhurst, 11/23/04
- 12 Derek Winans
at Eastern Illinois, 1/13/04

Field Goals Attempted

SEMO Record

- 34 Kermit Meystedt
vs. McKendree, 1/14/67

NCAA Division I Era (Since 1997-98 Season)

1. 27 Roy Booker
vs. Morehead State, 1/26/06
2. 26 Denzel Mahoney
vs. Murray State, 2/1/18
- 26 Dainmon Gonner
at Tennessee State, 1/13/05
4. 25 Kenard Moore
at Kansas State, 11/16/08
- 25 Roy Booker
vs. Samford, 2/23/06
- 25 Roy Booker
at UC Riverside, 2/18/06
- 25 Roy Booker
at Nebraska, 11/27/05
8. 24 Marland Smith
at UT Martin, 1/20/11
9. 23 Marland Smith
vs. Tennessee State, 2/25/10
10. 22 Jarekious Bradley
vs. Belmont, 1/9/14
- 22 Cory Johnson
at UT Martin, 1/15/98

Field Goal Percentage

(Minimum 8 made)

NCAA Division I Era (Since 1997-98 Season)

1. 1.000 Justin Carpenter (8-of-8)
at N.C. Central, 12/2/17
- 1.000 Antonius Cleveland (9-of-9)
vs. Tennessee Tech, 1/10/17
- 1.000 Josh Langford (10-of-10)
vs. Belmont, 1/9/14

- 1.000 Tyler Stone (8-of-8)
at Austin Peay, 2/28/13
- 1.000 Leon Powell (8-of-8)
vs. Harris-Stowe, 11/14/11
6. .900 Tim Scheer (9-of-10)
vs. Eastern Kentucky, 2/8/03
7. .889 Sage Tolbert (8-of-9)
vs. SIU Edwardsville, 1/24/19
- .889 William "Bud" Eley (8-of-9)
vs. Middle Tennessee, 2/4/99
- .889 William "Bud" Eley (8-of-9)
at Tennessee State, 12/5/98
- .889 David Montgomery (8-of-9)
vs. Central Methodist, 11/21/97

3-Point Field Goals Made

SEMO Record

- 9 Three times, last by Marland Smith
vs. Eastern Illinois, 2/9/13

NCAA Division I Era (Since 1997-98 Season)

1. 9 Marland Smith
vs. Eastern Illinois, 2/9/13
2. 8 Corey Wilford
at Austin Peay, 2/28/13
3. 7 Ledarrius Brewer
vs. Eastern Illinois, 2/15/18
- 7 Marland Smith
vs. Eastern Illinois, 1/14/12
- 7 Marland Smith
at Sacramento State, 12/22/11
- 7 Kenard Moore
at Arkansas State, 12/23/08
- 7 Kenard Moore
vs. Austin Peay, 1/29/08
- 7 Amory Sanders
vs. Robert Morris, 11/25/00
- 7 Cory Johnson
at Austin Peay, 2/2/98
- 7 Cory Johnson
vs. Central Methodist, 11/21/97

3-Point Field Goals Attempted

SEMO Record

- 19 Cory Johnson
at UT Martin, 1/15/98

NCAA Division I Era (Since 1997-98 Season)

1. 19 Cory Johnson
at UT Martin, 1/15/98
2. 17 Kenard Moore
at Kansas State, 11/16/08
3. 16 Marland Smith
at UT Martin, 1/20/11
4. 15 Marland Smith
vs. Eastern Illinois, 2/9/13
- 15 Kenard Moore
at Eastern Kentucky, 2/12/09
- 15 Roy Booker
vs. Morehead State, 1/26/06
7. 14 Marland Smith
vs. Tennessee State, 2/25/10
- 14 Kenard Moore
vs. Eastern Illinois, 2/14/08
- 14 Roy Booker
at Tennessee Tech, 1/21/06



INDIVIDUAL SINGLE-GAME

RECORDS



10. 13 Marland Smith
at Miami (Ohio), 2/20/10
- 13 Emmanuel McCuthison
vs. Houston, 12/27/00
- 13 Cory Johnson
vs. Central Methodist, 11/21/97

3-Point Field Goal Percentage

(Minimum 6 made)

NCAA Division I Era (Since 1997-98 Season)

1. .700 Ledarrius Brewer (7-of-10)
vs. Eastern Illinois, 2/15/18
- .700 Marland Smith (7-of-10)
at Sacramento State, 12/22/11
- .700 Marland Smith (7-of-10)
vs. Eastern Illinois, 1/14/12
- .700 Kenard Moore (7-of-10)
vs. Austin Peay, 1/29/08
- .700 Amory Sanders (7-of-10)
vs. Robert Morris, 11/25/00
6. .667 Corey Wilford (8-of-12)
at Austin Peay, 2/28/13
- .600 Marland Smith (9-of-15)
vs. Eastern Illinois, 2/9/13

Free Throws Made

SEMO Record

- 18 Carl Ritter
vs. Northwest Missouri, 12/30/60

NCAA Division I Era (Since 1997-98 Season)

1. 16 Roy Booker
at Tennessee Tech, 1/21/06
2. 14 DQ Nicholas
at Abilene Christian, 12/5/19
- 14 Denzel Mahoney
vs. Tennessee State, 3/1/17
- 14 Leon Powell
vs. UT Martin, 1/3/11
- 14 Roy Booker
vs. UT Martin, 3/4/06
6. 13 Denzel Mahoney
at SIU Edwardsville, 1/18/18
- 12 Denzel Mahoney
vs. Tennessee State, 12/31/17
- 12 Denzel Mahoney
at UT Martin, 1/14/17
- 12 Antonius Cleveland
vs. Chicago State, 12/22/16
- 12 Cameron Butler
vs. Jacksonville State, 1/14/10
- 12 Sam Pearson
at Tennessee State, 12/5/09

Free Throws Attempted

SEMO Record

- 22 Carl Ritter
vs. Northwest Missouri, 12/30/60

NCAA Division I Era (Since 1997-98 Season)

1. 21 Cameron Butler
vs. Jacksonville State, 1/4/10
2. 20 Leon Powell
vs. UT Martin, 1/3/11
3. 18 Roy Booker
at Tennessee Tech, 1/21/06

4. 17 Reggie Golson
at Tennessee Tech, 1/8/05
5. 16 Antonius Cleveland
vs. Chicago State, 12/22/16
- 16 Nino Johnson
vs. Murray State, 2/14/15
- 16 Michael Rembert
vs. Eastern Illinois, 1/4/07
8. 15 Denzel Mahoney
at SIU Edwardsville, 1/18/18
- 15 Denzel Mahoney
vs. Tennessee State, 3/1/17
- 15 Tyler Stone
vs. Tennessee State, 1/11/14
- 15 Nino Johnson
vs. Central Arkansas, 12/8/12
- 15 Roy Booker
vs. UT Martin, 3/4/06

Free Throw Percentage

(Minimum 6 made)

NCAA Division I Era (Since 1997-98 Season)

1. 1.000 DQ Nicholas (14-of-14)
at Abilene Christian, 12/5/19
- 1.000 Denzel Mahoney (12-of-12)
at UT Martin, 1/14/17
- 1.000 Sam Pearson (12-of-12)
at Tennessee State, 12/5/09
- 1.000 Roy Booker (12-of-12)
vs. Murray State, 1/28/06
- 1.000 Denzel Mahoney (11-of-11)
vs. Missouri Baptist, 11/10/17
- 1.000 Kahn Cotton (10-of-10)
at Eastern Illinois, 1/23/99
- 1.000 Denzel Mahoney (9-of-9)
at Kansas State, 12/16/17
- 1.000 Lucas Nutt (9-of-9)
at Jacksonville State, 12/19/10
- 1.000 Tim Scheer (9-of-9)
vs. Tennessee State, 1/7/02

Assists

SEMO Record

- 13 Two times, last by Kevin Roberts
vs. Morehead State, 2/6/03

NCAA Division I Era (Since 1997-98 Season)

1. 13 Kevin Roberts
vs. Morehead State, 2/6/03
2. 12 Lucas Nutt
vs. Eastern Illinois, 3/6/13
- 12 Lucas Nutt
vs. Williams Baptist, 12/12/09
4. 11 Tahj Eaddy
vs. UT Martin, 2/18/17
- 11 Lucas Nutt
vs. Kansas City, 1/29/14
- 11 Lucas Nutt
vs. Eastern Kentucky, 2/29/12
- 11 Roderick Pearson
at Eastern Kentucky, 1/2/07
- 11 Paul Paradoski
vs. Rockhurst, 11/23/04
- 11 Kevin Roberts
at Western Illinois, 1/21/03

- 11 Kevin Roberts
vs. Murray State, 1/18/03

Blocks

SEMO Record

- 10 William "Bud" Eley
vs. Morehead State, 1/4/99

NCAA Division I Era (Since 1997-98 Season)

1. 10 William "Bud" Eley
vs. Morehead State, 1/4/99
2. 8 Drew Demond
vs. Jackson State, 12/28/00
3. 7 Nino Johnson
vs. SIU Edwardsville, 2/7/13
- 7 Leon Powell
at UT Martin, 1/20/11
- 7 William "Bud" Eley
at Tennessee Tech, 1/9/99
6. 6 Reggie Golson
vs. Tennessee Tech, 1/20/05
7. 5 Tyler Stone
at Eastern Illinois, 2/8/14
- 5 Nino Johnson
at UT Martin, 2/16/13
- 5 Nino Johnson
vs. Central Arkansas, 12/8/12
- 5 Nino Johnson
vs. Louisiana Tech, 11/19/12
- 5 Calvin Williams
vs. Western Illinois, 12/21/08
- 5 Will Hogan
at Xavier, 11/10/07
- 5 Reggie Golson
vs. Lincoln, 1/1/05
- 5 Reggie Golson
at Tennessee State, 1/13/05
- 5 Drew Demond
at Vanderbilt, 12/5/01
- 5 Drew Demond
at Morehead State, 1/27/01
- 5 Drew Demond
at Eastern Illinois, 1/20/01
- 5 Brian Bunche
at Austin Peay, 2/5/00
- 5 Drew Demond
vs. Oakland City, 12/4/09

Steals

1. 6 Jamaal Calvin
vs. Hannibal-LaGrange, 11/13/16
- 6 David Johnson
vs. UT Martin, 12/2/06
- 6 Kevin Roberts
at Tennessee Tech, 2/27/03
- 6 Derek Winans
vs. Tennessee Tech, 2/1/03
- 6 Kevin Roberts
vs. Murray State, 1/18/03
- 6 Derek Winans
at Tennessee Tech, 2/2/02
7. 5 Several Tied





RECORDS

OPPONENT INDIVIDUAL SINGLE-GAME

Points

NCAA Division I Era (Since 1997-98 Season)

1. 43 Derek Wright
vs. Austin Peay, 1/29/08
2. 39 Robert Crawford
vs. Central Arkansas, 12/8/12
- 39 Henry Domercant
vs. Eastern Illinois, 2/19/02
4. 38 Lester Hudson
vs. UT Martin, 1/12/09
- 38 Henry Domercant
at Eastern Illinois, 1/5/02
6. 37 Patrick Miller
vs. Tennessee State, 1/11/14
- 37 Trenton Marshall
vs. Jacksonville State, 1/4/10
- 37 Nick Stapleton
at Austin Peay, 2/23/02
9. 36 Jonathan Stark
at Murray State, 1/4/18
10. 35 Henry Domercant
at Eastern Illinois, 2/4/03
- 35 Henry Domercant
vs. Eastern Illinois, 1/4/03

Rebounds

NCAA Division I Era (Since 1997-98 Season)

- 21 Kedar Edwards
at UT Martin, 2/11/16
- 19 Jabari McGhee
at Austin Peay, 2/21/19
- 18 Muusa Dama
at Eastern Illinois, 2/11/17
- 18 Chris Horton
at Austin Peay, 1/31/15
- 18 Jarvis Williams
at Murray State, 1/2/14
- 18 Kenneth Faried
at Morehead State, 2/14/09
- 18 Daniel Northern
vs. Tennessee Tech, 1/31/09
- 18 Rolan Roberts
at Southern Illinois, 12/22/01
- 17 Ed Daniel
vs. Murray State, 1/5/13
- 17 Ryan Demichael
at UT Martin, 1/15/98

Field Goals Made

NCAA Division I Era (Since 1997-98 Season)

1. 14 Jalen Fletcher
vs. Harris-Stowe, 12/27/15
- 14 Will Triggs
vs. Austin Peay, 1/3/13
- 14 Darcie Warner
at Austin Peay, 2/28/09
- 14 Lester Hudson
vs. UT Martin, 1/12/09
- 14 Henry Domercant
vs. Eastern Illinois, 1/4/03
- 14 Nick Stapleton
at Austin Peay, 2/23/02
- 14 Henry Jordan
at Mississippi Valley State, 11/29/00

8. 13 Josiah Wallace
vs. Eastern Illinois, 2/27/20
- 13 Trenton Marshall
vs. Jacksonville State, 1/4/10
- 13 Willie Jenkins
vs. Tennessee Tech, 1/20/05
- 13 Ricky Minard
vs. Morehead State, 2/21/04
- 13 Ricky Minard
vs. Morehead State, 2/6/03

Field Goals Attempted

NCAA Division I Era (Since 1997-98 Season)

1. 27 Lester Hudson
vs. UT Martin, 1/12/09
2. 26 Derek Wright
vs. Austin Peay, 1/29/08
3. 24 Josiah Wallace
vs. Eastern Illinois, 2/27/20
- 24 Tyresse Williford
vs. SIU Edwardsville, 1/24/19
- 24 Travis Betran
vs. Austin Peay, 1/3/13
- 24 Mike Rose
at Eastern Kentucky, 2/9/08
- 24 Rick Kaye
at Eastern Illinois, 2/21/98
8. 23 Justin Patton
vs. Grambling State, 11/22/10
- 23 Trenton Marshall
vs. Jacksonville State, 1/4/10
- 23 Darcie Warner
at Austin Peay, 2/28/09
- 23 Willie Jenkins
vs. Tennessee Tech, 1/20/05
- 23 Henry Domercant
vs. Eastern Illinois, 2/19/02
- 23 Ricky Minard
at Murray State, 1/19/02
- 23 Nick Stapleton
at Austin Peay, 2/5/00

Field Goal Percentage

(Minimum 8 made)

NCAA Division I Era (Since 1997-98 Season)

1. 1.000 Maverick Morgan (8-of-8)
at Illinois, 11/11/16
2. .909 David Moss (10-of-11)
vs. Indiana State, 11/29/02
3. .900 Xavier Sneed (9-of-10)
at Kansas State, 12/16/17
- .900 Josh Lewis (9-of-10)
at Austin Peay, 1/25/03
- .900 Brandon Brown (9-of-10)
at Tulane, 12/1/02
6. .889 Blake Jenkins (8-of-9)
vs. Belmont, 1/9/14
7. .857 Ian Clark (12-of-14)
at Belmont, 1/10/13
- .857 Jesse Mackinson (12-of-14)
vs. Eastern Illinois, 2/10/04
9. .833 Cameron Williams (10-of-12)
at SIU Edwardsville, 1/3/19
- .833 Arie Meuel (10-of-12)
vs. Hannibal-LaGrange, 11/23/11

3-Point Field Goals Made

NCAA Division I Era (Since 1997-98 Season)

1. 8 Tyler Hall
vs. Montana State, 11/22/17
- 8 Cole Murray
vs. Northern Kentucky, 12/10/16
- 8 J.J. Wesley
at Jacksonville State, 12/20/07
4. 7 Aaron Nesmith
at Vanderbilt, 11/6/19
- 7 Nick Hopkins
vs. Belmont, 12/28/17
- 7 Tre Harris
vs. SIU Edwardsville, 1/19/17
- 7 Jeffery Moss
vs. Murray State, 2/4/16
- 7 Josh Robinson
vs. Austin Peay, 1/30/16
- 7 Aleksa Jugovic
at Tennessee Tech, 1/16/16
- 7 Craig Bradshaw
vs. Belmont, 12/31/15
- 7 Robert Crawford
vs. Central Arkansas, 12/8/12
- 7 Arie Meuel
vs. Hannibal-LaGrange, 11/23/11
- 7 Jeremy Crouch
at Bradley, 12/1/07
- 7 Ben Rushing
vs. Eastern Kentucky, 2/19/04

3-Point Field Goals Attempted

NCAA Division I Era (Since 1997-98 Season)

1. 16 Rodrick Sikes
at South Alabama, 11/19/18
2. 15 Tyler Hall
vs. Montana State, 11/22/17
- 15 Tre Harris
vs. SIU Edwardsville, 1/19/17
- 15 Matt Sherman
vs. Central Methodist, 12/30/07
- 15 J.J. Wesley
at Jacksonville State, 12/20/07
6. 14 David McFarland
at SIU Edwardsville, 1/18/18
- 14 Alex Anderson
vs. UT Martin, 1/24/16
- 14 Taylor Barnette
vs. Belmont, 12/31/15
- 14 Marland Smith
vs. Tennessee State, 2/25/10
- 14 Ben Rushing
vs. Eastern Kentucky, 2/19/04

3-Point Field Goal Percentage

(Minimum 6 made)

NCAA Division I Era (Since 1997-98 Season)

1. 1.000 Arie Meuel (7-of-7)
vs. Hannibal-LaGrange, 11/23/11
2. .778 Robert Crawford (7-of-9)
vs. Central Arkansas, 12/8/12
- Jeremy Crouch (7-of-9)
at Bradley, 12/1/07
4. .727 Cole Murray (8-of-11)
vs. Northern Kentucky, 10/10/16



OPPONENT INDIVIDUAL SINGLE-GAME

RECORDS



- 5. .636 Aaron Nesmith (7-of-11)
at Vanderbilt, 11/6/19
- .636 Nick Hopkins (7-of-11)
vs. Belmont, 12/28/17
- .636 Jeffery Moss (7-of-11)
vs. Murray State, 2/4/16
- .636 Aleksa Jugovic (7-of-11)
at Tennessee Tech, 1/16/16
- 9. .583 Josh Robinson (7-of-12)
vs. Austin Peay, 1/30/16

Free Throws Made

NCAA Division I Era (Since 1997-98 Season)

- 1. 18 Leon Buchanan
at Morehead State, 2/14/09
- 18 Bruce Price
at Tennessee State, 1/13/05
- 3. 16 Carlos Medlock
at Eastern Michigan, 2/23/08
- 16 Derek White
vs. Austin Peay, 1/29/08
- 5. 15 Shawn Fields
vs. Eastern Kentucky, 2/8/03
- 15 Kevin McClain
at Belmont, 1/31/19
- 7. 14 Tevin Brown
vs. Murray State, 1/18/20
- 14 Jonathan Stark
at Murray State, 1/4/18
- 14 Tyler Holloway
at Murray State, 1/8/07
- 10. 13 D. Lautier-Ogunleye
at Bradley, 11/10/18
- 13 Corey Walden
at Eastern Kentucky, 2/1/14
- 13 Robert Covington
vs. Tennessee State, 2/25/10

Free Throws Attempted

NCAA Division I Era (Since 1997-98 Season)

- 1. 20 Derek Wright
vs. Austin Peay, 11/29/08
- 20 Bruce Price
at Tennessee State, 1/13/05
- 3. 19 Tevin Brown
vs. Murray State, 1/18/20
- 19 Leon Buchanan
at Morehead State, 2/14/09
- 19 Robert Pressey
vs. Coppin State, 11/23/07
- 6. 17 Shawn Fields
vs. Eastern Kentucky, 2/8/03
- 7. 16 Kevin McClain
at Belmont, 1/31/19
- 16 Wes Channels
at Austin Peay, 12/3/09
- 9. 15 D. Lautier-Ogunleye
at Bradley, 11/10/18
- 15 Corey Walden
at Eastern Kentucky, 2/1/14
- 15 Kenneth Faried
at Morehead State, 2/12/11
- 15 Tyler Holloway
at Murray State, 1/8/07

Free Throw Percentage

(Minimum 8 made)

NCAA Division I Era (Since 1997-98 Season)

- 1. 1.000 Jonathan Stark (14-of-14)
at Murray State, 1/4/18
- Robert Covington (13-of-13)
vs. Tennessee State, 2/25/10
- LaVell Boyd (12-of-12)
at Kansas City, 11/28/16
- C.J. Carr (10-of-10)
vs. SIU Edwardsville, 1/29/15
- Corey Walden (10-of-10)
vs. Eastern Kentucky, 1/10/15
- Robert Nuyakundi (10-of-10)
at SMU, 12/29/10
- Wil Peters (10-of-10)
vs. Tennessee State, 12/4/10
- Henry Domercant (10-of-10)
at Eastern Illinois, 1/5/02
- Nick Muszynski (9-of-9)
at Belmont, 1/31/19
- Alex Austin (9-of-9)
vs. Eastern Illinois, 3/6/13

Assists

NCAA Division I Era (Since 1997-98 Season)

- 1. 14 Ja Morant
vs. Murray State, 1/12/19
- 2. 13 DeAndre Bray
at Jacksonville State, 12/20/07
- 13 Jared Newsom
at UT Martin, 2/3/05
- 4. 12 Ja Morant
at Murray State, 2/23/19
- 12 Torrance Rowe
at Tennessee Tech, 1/16/16
- 12 Zac Swansey
vs. Tennessee Tech, 3/1/12
- 12 Dylan Garrity
at Sacramento State, 12/22/11
- 12 Zac Swansey
at Tennessee Tech, 12/21/10
- 12 Roshaun Bowens
at Tennessee State, 1/13/05
- 12 Tyler George
at UT Martin, 2/28/04

Blocks

NCAA Division I Era (Since 1997-98 Season)

- 1. 8 Michael Chandler
at SIU Edwardsville, 1/28/16
- 2. 7 Eric Stutz
vs. Eastern Kentucky, 2/2/13
- 7 John Fraley
vs. Austin Peay, 3/3/11
- 7 Tony Easley
at Murray State, 2/16/10
- 7 Steven Hill
at Arkansas, 11/10/06
- 6. 6 Tony Easley
vs. Murray State, 1/23/10
- 6 Darnell Dials
vs. Eastern Kentucky, 3/4/05
- 6 Josh Lewis
at Austin Peay, 1/25/03

- w6 Rolan Roberts
at Southern Illinois, 12/22/01
- 6 Henry Jordan
at Mississippi Valley State, 11/29/00
- 6 Stromile Swift
vs. LSU, 3/16/00
- 6 Lee Nosse
at Middle Tennessee, 1/10/00

Steals

NCAA Division I Era (Since 1997-98 Season)

- 1. 7 Derek Wright
vs. Austin Peay, 1/29/08
- 7 Reiley Ervin
at Tennessee State, 1/17/08
- 7 James Denson
at Jacksonville State, 1/29/04
- 7 Marquis Sykes
vs. Morehead State, 2/24/01
- 5. 6 Brent Arrington
at Morehead State, 1/7/16
- 6 Mike Dinunno
vs. Northern Illinois, 2/21/09
- 6 Matt Diouhy
vs. Montana, 12/9/04
- 6 Ricky Minard
at Morehead State, 2/7/02
- 6 Andrae Betts
at UT Martin, 2/13/99
- 6 Jeremy Webb
at Morehead State, 1/30/99
- 6 Joe Crumby
vs. UT Martin, 2/12/98
- 6 Wes Goldsmith
vs. Central Methodist, 11/21/97





RECORDS

ANNUAL LEADERS

Points

Year	Player	G	Pts	Avg
1970-71	Jim Anderson	22	509	23.1
1971-72	Fred Johnson	24	403	16.7
1972-73	Larry Lawrence	23	342	14.9
1973-74	Larry Lawrence	24	410	17.1
1974-75	Steve Valli	26	402	15.4
1975-76	Dave Shipley	26	212	8.2
1976-77	Joe Cagle	26	429	16.5
1977-78	Steve Tappmeyer	26	424	16.5
1978-79	Desi Barmore	28	431	15.4
	Marcus Harvey			
1979-80	Otto Porter	20	539	27.0
1980-81	Otto Porter	27	677	25.1
1981-82	Terry Mead	30	503	16.8
1982-83	Terry Mead	30	453	15.1
1983-84	Jewell Crawford	27	606	22.4
1984-85	Ronny Rankin	30	621	20.6
1985-86	Ronny Rankin	32	656	20.5
1986-87	Derick Turner	31	545	17.6
1987-88	Ray Pugh	31	545	17.9
1988-89	Ray Pugh	27	482	17.9
1989-90	Earnest Taylor	27	491	18.1
1990-91	Danny Dohogne	28	487	17.4
1991-92	Curtis Shelton	28	410	15.2
1992-93	Devon Lake	28	332	11.9
1993-94	Curtis Shelton	27	410	15.2
1994-95	Jermall Morgan	27	436	17.2
1995-96	William "Bud" Eley	27	465	17.2
1996-97	William "Bud" Eley	30	536	17.9
1997-99	Cory Johnson	27	391	14.5
1998-99	William "Bud" Eley	29	445	15.3
1999-00	Roderick Johnson	31	437	14.1
2000-01	Michael Stokes	30	449	15.0
2001-02	Derek Winans	27	402	14.9
2002-03	Derek Winans	30	459	15.3
2003-04	Derek Winans	27	392	14.5
2004-05	Dainmon Gonner	27	446	16.5
2005-06	Roy Booker	27	594	22.0
2006-07	Brandon Foust	31	374	12.1
2007-08	Jaycen Herring	29	381	13.1
2008-09	Kenard Moore	30	570	19.0
2009-10	Marland Smith	30	325	10.8
2010-11	Leon Powell	32	452	14.1
2011-12	Tyler Stone	31	456	14.7
2012-13	Tyler Stone	33	512	15.5
2013-14	Tyler Stone	30	578	19.3
2014-15	Jarekious Bradley	26	421	16.2
2015-16	Antonius Cleveland	26	394	15.2
2016-17	Antonius Cleveland	33	549	16.6
2017-18	Denzel Mahoney	31	598	19.3
2018-19	Ledarius Brewer	29	362	12.5
2019-20	Alex Caldwell	31	363	11.7

Rebounds

Year	Player	G	Reb	Avg
1970-71	Andrew Reid	23	239	10.3
1971-72	Andrew Reid	24	269	11.2
1972-73	Larry Lawrence	23	213	9.1
1973-74	Arvin Haynes	24	202	8.4
1974-75	Steve Valli	25	183	7.1
1975-76	Russ Mothershead	26	112	4.3
1976-77	John Sanchez	26	200	7.7
1977-78	John Sanchez	26	265	10.2
1978-79	Desi Barmore	28	203	7.3
1979-80	Anthony Thomas	26	245	9.4
1980-81	Otto Porter	27	240	8.9
1981-82	Anthony Thomas	26	245	9.4
1982-83	Donnie McClinton	31	245	6.9
1983-84	Jewell Crawford	27	204	7.5
1984-85	Riley Ellis	32	275	8.6
1985-86	Riley Ellis	33	293	8.9
1986-87	Derick Turner	31	282	9.1
1987-88	Ray Pugh	31	207	6.7
1988-89	Malcomn Henry	32	213	6.7
1989-90	Thomas Thames	31	277	8.9
1990-91	Thomas Thames	20	201	10.1
1991-92	James Barnes	28	187	6.7
1992-93	Eelco Derks	27	143	5.3
1993-94	Jermall Morgan	27	151	5.6
1994-95	Jermall Morgan	27	188	7.0
1995-96	William "Bud" Eley	27	260	9.6
1996-97	William "Bud" Eley	20	310	10.3
1997-98	Calvert White	27	160	5.9
1998-99	William "Bud" Eley	29	310	10.7
1999-00	Roderick Johnson	31	266	8.6
2000-01	Emanuel McCuthison	30	149	5.0
2000-02	Tim Scheer	28	138	4.9
2002-03	Brandon Griffin	30	314	10.5
2003-04	Brandon Griffin	23	170	7.4
2004-05	Reggie Golson	29	211	7.3
2005-06	Waylon Francis	27	155	5.7
2006-07	Brandon Foust	31	174	5.6
2007-08	Calvin Williams	31	169	5.5
2008-09	LaMont Russell	30	183	6.1
2009-10	LaMont Russell	30	204	6.8
2010-11	Leon Powell	32	247	7.7
2011-12	Tyler Stone	31	227	7.3
2012-13	Nino Johnson	33	289	8.8
2013-14	Tyler Stone	30	284	9.5
2014-15	Nino Johnson	30	211	7.0
2015-16	Joel Angus III	29	172	5.9
2016-17	Trey Kellum	28	178	6.4
2017-18	Denzel Mahoney	31	158	5.1
2018-19	Gabe McGlothlan	31	192	6.2
2019-20	Sage Tolbert	31	216	7.0

Assists

Year	Player	A
1972-73	Leonard Bishop	88
1973-74	Kevin Arand	83
1974-75	Joe Cagle	87
1975-76	Joe Cagle	127
1976-77	Joe Cagle	123
1977-78	Dave Shipley	112
1978-79	Dave Shipley	134
1979-80	John Sanchez	125
1980-81	Otto Porter	76
1981-82	Anthony Venson	101
1982-83	Lew Brookins	126
1983-84	Michael Poole	76
1984-85	Anthony Hall	120
1985-86	Michael Morris	136
1986-87	Michael Morris	139
1987-88	Dwayne Rutherford	143
1988-89	Dwayne Rutherford	200
1989-90	Dwayne Rutherford	121
1990-91	Johnnie Coleman	90
1991-92	Curtis Shelton	63
1992-93	Tony Wofford	83
1993-94	Jerry Freshwater	106
1994-95	Jerry Freshwater	153
1995-96	Allen Hatchett	85
1996-97	Allen Hatchett	89
1997-98	Kahn Cotton	104
1998-99	Kahn Cotton	83
1999-00	Michael Stokes	128
2000-01	Michael Stokes	144
2001-02	Derek Winans	80
2002-03	Kevin Roberts	179
2003-04	Mike Nelke/Brandon Griffin	75
2004-05	Paul Paradoski	81
2005-06	Paul Paradoski	119
2006-07	Roderick Pearson	68
2007-08	Roderick Pearson	82
2008-09	Jaycen Herring	77
2009-10	Sam Pearson	94
2010-11	Lucas Nutt	112
2011-12	Marcus Brister	103
2012-13	Lucas Nutt	178
2013-14	Lucas Nutt	191
2014-15	J.J. Thompson	78
2015-16	Isiah Jones	86
2016-17	Jaylen Benton	77
2017-18	Jonathan Dalton	168
2018-19	Jonathan Dalton	106
2019-20	Alex Caldwell	95



RECORDS



25+ Point Games NCAA Division I Era (Since 1991-92)

Player	Points	Opponent	Date
Tyler Stone	37	at SIU Edwardsville	Feb. 6, 2014
Dainmon Gonner	37	at Tennessee State	Jan. 13, 2005
Denzel Mahoney	36	at SIU Edwardsville	Jan. 18, 2018
Leon Powell	36	vs. UT Martin	Jan. 3, 2011
Kenard Moore	36	vs. Northern Illinois	Feb. 21, 2009
Dainmon Gonner	36	at Bradley	Nov. 19, 2004
Mark Johnson	35	vs. UW-Milwaukee	Mar. 2, 1995
Ledarrus Brewer	34	vs. Eastern Illinois	Feb. 15, 2018
Denzel Mahoney	34	vs. Tennessee State	Mar. 1, 2017
Devon Lake	34	at Austin Peay	Nov. 11, 1993
Roy Booker	33	vs. Austin Peay	Jan. 14, 2006
Brett Hale	33	at Tennessee State	Mar. 1, 2003
Derek Winans	33	at Western Illinois	Jan. 21, 2003
Curtis Shelton	33	vs. Tennessee Tech	Jan. 15, 1994
Devon Lake	33	at Murray State	Feb. 6, 1993
Jarekious Bradley	32	at Eastern Kentucky	Feb. 1, 2014
Tyler Stone	32	vs. Central Arkansas	Dec. 8, 2012
Tim Scheer	32	vs. Tennessee State	Jan. 30, 2003
Derek Winans	32	vs. Eastern Illinois	Feb. 19, 2002
Jaycen Herring	31	at Austin Peay	Feb. 28, 2009
Kenard Moore	31	vs. Morehead State	Jan. 15, 2009
Kenard Moore	31	at Kansas State	Nov. 16, 2008
Bud Eley	31	at Austin Peay	Jan. 4, 1997
Jermall Morgan	31	vs. Maine	Dec. 3, 1994
Curtis Shelton	31	at Prairie View A&M	Dec. 11, 1993
Devon Lake	31	at UT Martin	Jan. 27, 1993
Devon Lake	31	vs. Murray State	Jan. 16, 1993
Denzel Mahoney	30	vs. Murray State	Feb. 1, 2018
Jarekious Bradley	30	at Austin Peay	Jan. 4, 2014
Marland Smith	30	at SIU Edwardsville	Feb. 11, 2012
Tyler Stone	30	at Central Arkansas	Dec. 5, 2011
Marland Smith	30	vs. Tennessee State	Feb. 25, 2010
Roy Booker	30	at Tennessee Tech	Jan. 21, 2006
Reggie Golson	30	vs. Rockhurst	Nov. 23, 2004
Alex Caldwell	29	at Morehead State	Jan. 30, 2020
Jarekious Bradley	29	at Tennessee State	Jan. 3, 2015
Marland Smith	29	vs. Eastern Illinois	Feb. 9, 2013
Marland Smith	29	at UT Martin	Jan. 20, 2011
Jaycen Herring	29	vs. Austin Peay	Jan. 29, 2008
Derek Winans	29	at Eastern Illinois	Jan. 13, 2004
Brett Hale	29	at Eastern Illinois	Feb. 4, 2003
Derek Winans	29	vs. Arkansas-Little Rock	Nov. 27, 2001
Emmanuel McCuthison	29	vs. Southern Illinois	Dec. 5, 2000
Devon Lake	29	at Alcorn State	Dec. 4, 1992
Isaiah Gable	28	vs. UT Martin	Jan. 5, 2019
Antonius Cleveland	28	at DePaul	Dec. 19, 2016
Jarekious Bradley	28	vs. Austin Peay	Feb. 28, 2015
Tyler Stone	28	vs. Jacksonville State	Feb. 20, 2014
Jarekious Bradley	28	at Morehead State	Jan. 16, 2014
Jarekious Bradley	28	vs. Illinois-Chicago	Dec. 14, 2013
Tyler Stone	28	at UMKC	Dec. 22, 2012
Leon Powell	28	at Eastern Illinois	Feb. 5, 2011
Marland Smith	28	at Miami (Ohio)	Feb. 20, 2010
Kenard Moore	28	at UT Martin	Jan. 22, 2009
Kenard Moore	28	vs. Austin Peay	Jan. 29, 2008
Reggie Golson	28	at Eastern Kentucky	Feb. 17, 2005
Derek Winans	28	vs. Eastern Kentucky	Feb. 19, 2004
Derek Winans	28	vs. UT Martin	Feb. 5, 2004
Curtis Shelton	28	vs. Troy	Dec. 3, 1993
Curtis Shelton	28	at Morehead State	Feb. 17, 1992
Gabe McGlothlan	27	vs. Tennessee Tech	Feb. 7, 2019
Denzel Mahoney	27	at UT Martin	Feb. 10, 2018
Denzel Mahoney	27	vs. Hannibal-LaGrange	Nov. 28, 2017
Denzel Mahoney	27	vs. Montana State	Nov. 22, 2017
Tyler Stone	27	vs. Eastern Illinois	Mar. 5, 2014
Tyler Stone	27	vs. Tennessee State	Jan. 11, 2014
Jarekious Bradley	27	vs. Belmont	Jan. 9, 2014
Jarekious Bradley	27	vs. IUPUI	Dec. 23, 2013
Corey Wilford	27	vs. Eastern Kentucky	Feb. 2, 2013
Marland Smith	27	at SIU Edwardsville	Feb. 7, 2011
Marland Smith	27	vs. Tennessee Tech	Jan. 29, 2011
Marland Smith	27	at Murray State	Jan. 22, 2011
Kenard Moore	27	at Morehead State	Feb. 14, 2009
Roy Booker	27	at Tennessee State	Jan. 19, 2006
Roy Booker	27	vs. Tennessee State	Dec. 8, 2005
Dainmon Gonner	27	at UT Martin	Feb. 3, 2005
Brett Hale	27	vs. Rockhurst	Nov. 23, 2004
Brett Hale	27	at Eastern Kentucky	Jan. 9, 2003
Michael Stokes	27	vs. Tennessee State	Feb. 3, 2001
Bud Eley	27	at Murray State	Feb. 1, 1996
Bud Eley	27	at Morehead State	Jan. 8, 1996
Devon Lake	27	vs. Eastern Kentucky	Jan. 25, 1993
Devon Lake	27	at Morehead State	Feb. 13, 1993
Curtis Shelton	27	at Middle Tennessee	Feb. 27, 1993
Devon Lake	27	at Middle Tennessee	Feb. 27, 1993
Devon Lake	27	at UW-Milwaukee	Feb. 26, 1992
Daniel Simmons	26	at Eastern Illinois	Jan. 20, 2018
Antonius Cleveland	26	vs. Chicago State	Dec. 22, 2016
Jarekious Bradley	26	at Missouri State	Dec. 29, 2013
Jarekious Bradley	26	at Ball State	Nov. 18, 2013
Corey Wilford	26	at Austin Peay	Feb. 28, 2013
Leon Powell	26	at Florida Gulf Coast	Nov. 16, 2010
Jaycen Herring	26	at Eastern Kentucky	Feb. 12, 2009
Roy Booker	26	vs. Murray State	Jan. 28, 2006
Roy Booker	26	at Eastern Illinois	Jan. 5, 2006
Roy Booker	26	at Illinois	Dec. 28, 2005
Michael Stokes	26	at Morehead State	Jan. 27, 2001
Roderick Johnson	26	at Eastern Illinois	Feb. 19, 2000
Bud Eley	26	vs. Central Methodist	Nov. 21, 1997
Jermall Mogan	26	at Eastern Kentucky	Feb. 6, 1995
Jermall Morgan	26	at UW-Milwaukee	Dec. 10, 1994
Curtis Shelton	26	at Southern Illinois	Dec. 16, 1993
Curtis Shelton	26	vs. Oakland City	Jan. 5, 1993
Skyler Hogan	25	at Mississippi Valley State	Dec. 4, 2018
Denzel Mahoney	25	vs. Eastern Kentucky	Jan. 13, 2018
Denzel Mahoney	25	at Louisiana Tech	Nov. 13, 2017
Antonius Cleveland	25	vs. Ole Miss	Dec. 12, 2015
Nino Johnson	25	vs. Murray State	Feb. 14, 2015
Tyler Stone	25	vs. Lyon College	Nov. 12, 2012

OVC CHAMPIONS • 2000 // OVC TOURNAMENT CHAMPIONS • 2000 // NCAA TOURNAMENT • 2000





RECORDS

Kenard Moore	25	vs. Murray State	Feb. 17, 2009
Jaycen Herring	25	at Morehead State	Feb. 14, 2009
Jaycen Herring	25	vs. Eastern Kentucky	Jan. 17, 2009
Calvin Williams	25	vs. Western Illinois	Dec. 21, 2008
Brandon Foust	25	at Eastern Illinois	Jan. 5, 2008
Roy Booker	25	vs. IPFW	Nov. 21, 2005
Terrick Willoughby	25	vs. Jacksonville State	Jan. 27, 2005
Reggie Golson	25	vs. Morehead State	Feb. 21, 2004
Tim Scheer	25	vs. Eastern Kentucky	Feb. 8, 2003
Damarcus Hence	25	at UMKC	Dec. 14, 2002
Derek Winans	25	vs. Wisconsin-Milwaukee	Nov. 28, 2002
Derek Winans	25	vs. Tennessee State	Jan. 7, 2002
Amory Sanders	25	vs. Robert Morris	Nov. 25, 2000
Roderick Johnson	25	at Eastern Kentucky	Feb. 26, 2000
Jermall Morgan	25	at Middle Tennessee	Jan. 16, 1995
Devon Lake	25	at Central Michigan	Dec. 12, 1992
Curtis Shelton	25	at Austin Peay	Feb. 1, 1992
Curtis Shelton	25	at Arkansas-Little Rock	Dec. 30, 1991

15+ Rebound Games NCAA Division I Era (Since 1991-92)

Player	Rebounds	Opponent	Date
Bud Eley	21	at Missouri State	Dec. 22, 1998
Bud Eley	20	at Murray State	Jan. 23, 1997
Leon Powell	19	at Central Arkansas	Dec. 5, 2011
Michael Rembert	19	at Eastern Kentucky	Feb. 9, 2008
Bud Eley	19	vs. McKendree	Dec. 5, 1996
Leon Powell	18	vs. Austin Peay	Jan. 26, 2012
Jermall Morgan	18	at Murray State	Feb. 2, 1994
Sage Tolbert	17	at Eastern Kentucky	Feb. 1, 2020
Tyler Stone	17	vs. Mid-Continent	Nov. 22, 2013
Tyler Stone	17	vs. Southeastern Louisiana	Dec. 3, 2011
LaMont Russell	17	at Kansas State	Nov. 16, 2008
Roderick Johnson	17	vs. Middle Tennessee	Mar. 4, 2000
Roderick Johnson	17	at Middle Tennessee	Jan. 10, 2000
Bud Eley	17	at Oklahoma	Dec. 7, 1996
Bud Eley	17	vs. Troy	Dec. 1, 1995
Gabe McGlothlin	16	vs. Tennessee Tech	Feb. 7, 2019
Gabe McGlothlin	16	vs. SIU Edwardsville	Jan. 24, 2019
Tyler Stone	16	at UT Martin	Feb. 12, 2014
Tyler Stone	16	at Tennessee Tech	Jan. 18, 2014
Nino Johnson	16	vs. Central Arkansas	Dec. 8, 2012
Nino Johnson	16	at Southeastern Louisiana	Dec. 1, 2012
LaMont Russell	16	at Northern Illinois	Nov. 22, 2009
Bud Eley	16	at Eastern Kentucky	Feb. 16, 1999
Bud Eley	16	vs. UT Martin	Jan. 9, 1997
Bud Eley	16	at Austin Peay	Jan. 4, 1997
Bud Eley	16	at Southern Illinois	Dec. 14, 1995
Luther Bonds	16	vs. Alcorn State	Dec. 4, 1992
Trey Kellum	15	vs. UT Martin	Jan. 24, 2016
Tyler Stone	15	vs. IUPUI	Dec. 23, 2013
Tyler Stone	15	vs. Tennessee Tech	Jan. 19, 2013
Leon Powell	15	at Jacksonville State	Dec. 19, 2010
Nate Schulte	15	vs. Hannibal-LaGrange	Dec. 11, 2010
Brandon Griffin	15	at Eastern Kentucky	Jan. 9, 2003
Roderick Johnson	15	vs. Robert Morris	Dec. 11, 1999

Bud Eley	15	at Middle Tennessee	Feb. 25, 1997
Bud Eley	15	vs. Morehead State	Feb. 3, 1996

Southeast Missouri's 100-Point Games (Since 1960-61)

12-28-60	Arkansas State	100-78	W
1962-63	Missouri S&T	102-88	W
1962-63	McKendree	104-70	W
1963-64	Concordia Seminary	104-71	W
1963-64	UT Martin	110-80	W
1963-64	Missouri S&T	105-62	W
1963-64	Northwest Missouri	102-71	W
1963-64	Delta State	107-72	W
1963-64	Ft. Leonard Wood	135-80	W
1964-65	Harris Teachers College	122-76	W
1965-66	McKendree	114-81	W
1965-66	New Mexico Highlands	111-96	W
1965-66	Harris Teachers College	114-91	W
1965-66	Eastern Illinois	115-78	W
1965-66	UT Martin	113-86	W
1966-67	McKendree	135-76	W
1968-69	Arkansas State	102-111	L
1968-69	Concordia Seminary	101-70	W
1968-69	Illinois State	114-102	W
1969-70	Missouri S&T	101-82	W
1970-71	Illinois State	111-115	L
1970-71	Western Illinois	103-90	W
1970-71	Lincoln University	113-92	W
1970-71	Union University	109-83	W
1971-72	Northwest Missouri	105-87	W
1971-72	Union University	108-93	W
1971-72	Central Missouri	109-88	W
1972-73	Central Missouri	106-78	W
1975-76	Northwest Missouri	101-104	L
1976-77	New Haven	100-79	W
1977-78	Northwest Missouri	109-82	W
1977-78	Northwest Missouri	110-81	W
1977-78	Kentuck Wesleyan	119-101	W
1978-79	McKendree	114-80	W
1978-79	Central Missouri	109-102	W
1978-79	Illinois College	106-70	W
1979-80	Missouri S&T	100-93	W
1983-84	Harris-Stowe	110-56	W
1984-85	Maryville	104-59	W
1984-85	SIU Edwardsville	101-64	W
1984-85	Lindenwood	113-59	W
1984-85	Harris-Stowe	126-58	W
1984-85	Missouri-St. Louis	100-86	W
1985-86	Harris-Stowe	127-49	W
1985-86	Harris-Stowe	113-57	W
1985-86	Missouri Baptist	101-55	W
1985-86	Truman State	104-85	W
1986-87	St. Louis-Parks	127-38	W
1987-88	Christian Brothers	105-73	W
1987-88	Quincy	104-91	W
1987-88	Truman State	102-74	W
1987-88	Northwest Missouri	109-77	W



RECORDS



1987-88	Angelo State	111-75	W
1988-89	Central Methodist	112-66	W
1988-89	Concordia (Wis.)	121-79	W
1988-89	Missouri Baptist	118-84	W
1988-89	Union University	101-80	W
1988-89	Illinois College	105-77	W
1989-90	William Penn	111-67	W
1989-90	Union University	126-83	W
1989-90	Savannah State	104-51	W
1989-90	Union University	108-102	W
1989-90	Missouri Southern	111-75	W
1989-90	Truman State	106-93	W
1989-90	Quincy	103-65	W
1990-91	Missouri Baptist	120-99	W
1990-91	SIU Edwardsville	111-85	W
1990-91	Troy	117-111	W
1990-91	UT Martin	101-73	W
1990-91	Oral Roberts	109-107	W
1990-91	Oakland City	121-67	W
1992-93	Oakland City	108-69	W
1992-93	Morehead State	107-96	W
1993-94	Troy	119-113	W
1993-94	Prairie View A&M	100-63	W
1995-96	Troy	109-91	W
02-19-02	Eastern Illinois	102-87	W
01-13-05	Tennessee State	101-105 ^{20T}	L
12-06-07	Tennessee State	102-95	W
01-29-08	Austin Peay	121-116 ^{30T}	W
12-12-09	Williams Baptist College	116-60	W
12-11-10	Hannibal-LaGrange	101-52	W
02-28-13	Austin Peay	108-81	W
11-11-13	Central Baptist	118-56	W
11-22-13	Mid-Continent	109-64	W
11-30-13	Tulane	102-72	W
01-11-14	Tennessee State	102-94	W
03-01-14	Murray State	118-115 ^{20T}	W
11-12-18	Quincy	102-66	W
02-23-19	Murray State	67-103	L

OVC CHAMPIONS • 2000 // OVC TOURNAMENT CHAMPIONS • 2000 // NCAA TOURNAMENT • 2000

FOLLOW THE REDHAWKS AT GOSOUTHEAST.COM





RECORDS

CAREER STATS (NCAA DIVISION I ERA)

NCAA Division I Era (1991-92-Present)

Season	G-GS	Min	Avg	FG-FGA	Pct	3FG-3FGA	Pct	FT-FTA	Pct	Off	Def	Tot	Avg	PF	FO	A	TO	Blk	Stl	Pts	Avg
Abraham, Fred - 1998-00	48-0	523	10.9	43-108	.398	8-25	.320	32-45	.711	7	44	51	1.1	37	0	54	58	2	20	126	2.6
Adeoye, Aaron - 2014-15	30-23	604	20.1	59-131	.450	3-13	.231	34-49	.694	39	85	124	4.1	83	5	25	43	18	17	155	5.2
Agnew, Darrious - 2019-pr.	22-5	234	10.6	39-93	.419	2-8	.250	23-35	.657	15	31	46	2.1	35	1	10	20	0	11	103	4.7
Allison, Anthony - 2009-11	62-61	1882	30.4	239-615	.389	70-177	.395	135-191	.707	21	108	129	2.1	161	5	90	119	6	30	683	11.0
Anderson, Tony - 2015-16	29-3	427	14.7	49-120	.408	7-20	.350	41-55	.745	23	39	62	2.1	21	0	8	32	6	11	146	5.0
Angus III, Joel - 2015-17	30-29	825	27.5	112-224	.500	0-2	.000	83-115	.722	65	108	173	5.8	64	1	32	61	14	20	307	10.2
Banks, Rae-Vonn - 2009-11	40-0	382	9.6	34-65	.523	0-0	.000	16-32	.500	32	38	70	1.8	85	3	4	21	15	14	84	2.1
Barnes, James - 1990-92*	53-0	1001	18.9	193-413	.467	19-50	.380	53-79	.671	98	183	281	5.3	118	4	42	58	58	31	458	8.6
Bateman, Albert - 1991-92	1-0	1	1.0	0-0	.000	0-0	.000	0-0	.000	0	0	0	0.0	1	0	0	0	0	0	0	0.0
Beason, Alex - 1991-92	25-0	513	20.5	108-221	.489	0-0	.000	80-133	.602	71	50	121	4.8	78	1	14	45	32	15	296	11.8
Belcher, Ryan - 2004-05	28-0	408	14.6	44-82	.537	11-31	.355	20-27	.741	15	40	55	2.0	50	1	23	23	7	20	119	4.3
Benton, Jaylen - 2016-17	30-21	580	19.3	63-162	.389	22-81	.272	28-34	.824	13	49	62	2.1	73	1	77	41	5	30	176	5.9
Biles, Jeremy - 1998-99	9-7	214	23.8	18-51	.353	4-14	.286	7-11	.636	3	19	22	2.4	25	3	33	41	0	12	47	5.2
Bogan, Will - 2007-08	27-3	422	15.6	79-140	.564	1-2	.500	34-62	.548	48	53	101	3.7	83	0	12	34	23	15	193	7.1
Boggio, John - 2002-04	17-0	93	5.5	9-23	.391	3-6	.500	5-5	1.000	1	9	10	0.6	3	0	11	4	0	3	26	1.5
Bonds, Luther - 1992-94	54-47	1171	21.7	223-465	.480	22-78	.282	128-197	.650	122	140	262	4.9	198	13	40	136	27	50	596	11.0
Booker, Roy - 2005-06	27-27	964	35.7	178-504	.353	73-233	.313	165-200	.825	49	80	129	4.8	67	1	47	77	1	17	594	22.0
Bradley, Jarekious - 2013-15	58-43	1771	30.5	364-781	.466	121-342	.354	180-219	.822	91	254	345	5.9	158	8	87	107	48	64	1029	17.7
Branson, Mike - 1998-00	60-60	1713	28.6	235-541	.434	93-238	.391	113-151	.748	83	163	246	4.1	136	3	81	92	32	35	676	11.3
Brewer, Ledarius - 2017-19	60-50	1732	28.9	279-698	.400	119-355	.335	134-182	.736	34	220	254	4.2	134	6	97	140	26	63	811	13.5
Brister, Marcus - 2010-12	60-34	1527	25.5	146-320	.456	0-4	.000	86-195	.441	53	183	236	3.9	112	3	198	172	3	48	378	6.3
Brooks, Keith - 1991-94	59-8	918	15.6	130-350	.371	33-117	.282	39-61	.639	68	104	172	2.9	119	2	71	97	3	29	332	5.6
Brune, Bobby - 2001-02	1-0	1	1.0	0-0	.000	0-0	.000	0-0	.000	0	0	0	0.0	0	0	0	0	0	0	0	0.0
Bryant, Dante - 1996-97	22-5	226	10.3	18-63	.286	6-26	.231	8-10	.800	12	25	37	1.7	27	0	12	27	3	12	50	2.3
Bunche, Brian - 1998-00	59-31	1174	19.9	83-193	.430	0-2	.000	52-97	.536	101	168	269	4.6	143	1	64	80	34	27	218	3.7
Burtin, Eric - 2005-06	16-6	376	23.5	34-87	.391	16-52	.308	8-13	.615	10	35	45	2.8	29	0	29	23	7	10	92	5.8
Butler, Cameron - 2009-11	47-39	1164	24.8	114-225	.507	0-1	.000	110-186	.591	90	174	264	5.6	154	9	25	95	35	27	338	7.2
Caldwell, Alex - 2018-20	55-34	1462	26.6	201-479	.420	75-211	.355	94-119	.790	29	85	114	2.1	121	3	135	100	17	51	571	10.4
Calvin, Jamaal - 2013-17	108-52	2235	20.7	185-519	.356	132-371	.356	94-114	.825	47	177	224	2.1	153	0	180	104	3	99	596	5.5
Carpenter, Justin - 2017-18	30-23	641	21.4	99-189	.524	6-22	.273	51-76	.671	58	83	141	4.7	80	0	21	35	13	13	255	8.5
Chambers, Chris - 1994-97	62-14	994	16.0	100-334	.299	54-184	.293	28-45	.622	21	65	86	1.4	64	0	96	94	2	26	282	4.5
Cleveland, Antonius - 2013-17	121-109	3490	28.8	585-1184	.494	62-215	.288	324-529	.612	170	402	572	4.7	315	11	242	225	76	159	1556	12.9
Cole, Shaun - 1996-97	12-0	59	4.9	5-30	.167	2-19	.105	5-8	.625	5	1	6	0.5	9	0	2	1	0	1	17	1.4
Coleman, Ledarius - 2014-16	16-0	234	14.6	22-67	.328	4-16	.250	20-25	.800	14	37	51	3.2	18	0	13	17	1	5	68	4.3
Cotton, Kahn - 1997-99	51-48	1537	30.1	170-476	.357	78-254	.307	110-146	.753	12	157	169	3.3	128	2	187	133	13	74	528	10.4
Crader, Adam - 2001-04	61-2	434	7.1	35-81	.432	0-0	.000	29-46	.630	30	47	77	1.3	72	1	10	38	11	4	99	1.6
Crain, Mike - 1992-94	49-2	701	14.3	122-304	.401	11-52	.212	65-101	.644	80	65	145	3.0	120	3	40	67	15	41	320	6.5
Crisp, Reginald - 1995-97	55-35	1231	22.4	124-262	.473	23-70	.329	46-62	.742	72	88	160	2.9	138	7	87	72	21	31	317	5.8
Cuffee, Khalil - 2018-20	20-0	97	4.9	25-49	.510	14-35	.400	9-15	.600	1	5	6	0.3	15	1	7	8	1	2	73	3.7
Dalton, Jonathan - 2016-19	92-60	2250	24.5	132-312	.423	46-122	.377	110-154	.714	33	135	168	1.8	150	1	315	156	1	75	420	4.6
Dames, Martin - 2008-09	1-0	3	3.0	1-1	1.000	0-0	.000	0-0	.000	0	0	0	0.0	1	0	0	0	0	0	2	2.0
Days, Jerome - 1994-96	53-39	1355	25.6	244-459	.532	14-47	.298	95-147	.646	131	188	319	6.0	152	9	34	87	34	38	597	11.3
Deason, Kendal - 2007-08	7-0	36	5.1	6-11	.545	0-4	.000	2-2	1.000	1	4	5	0.7	2	0	4	3	0	2	14	2.0
Delph, Xavier - 2006-07	5-0	5	1.0	0-0	.000	0-0	.000	0-0	.000	0	1	1	0.2	0	0	1	1	0	0	0	0.0
Demond, Drew - 1999-02	76-38	1527	20.1	132-230	.574	2-4	.500	175-233	.751	96	201	297	3.9	131	3	64	85	112	23	441	5.8
Derks, Eelco - 1990-93*	81-24	1428	17.6	142-302	.470	0-1	.000	115-174	.661	99	173	272	3.4	188	6	72	117	16	49	399	4.9
Dosier, Robby - 2015-16	16-1	99	6.2	2-9	.222	1-6	.167	1-2	.500	0	10	10	0.6	11	0	4	8	0	1	6	0.4
Dougherty, Sean - 1995-96	4-0	6	1.5	0-2	.000	0-2	.000	0-0	.000	0	1	1	0.3	1	0	0	0	0	0	0	0.0
Drew, Jimmy - 2006-08	51-16	585	11.5	50-136	.368	38-101	.376	16-27	.593	21	56	77	1.5	80	1	44	45	4	26	154	3.0
Duffus, Dondre - 2016-18	8-3	146	18.3	18-37	.486	2-4	.500	13-16	.813	2	14	16	2.0	18	0	9	13	2	10	51	6.4
Eaddy, Tahj - 2016-17	30-12	668	22.3	74-199	.372	39-92	.424	37-40	.925	11	57	68	2.3	30	1	68	34	1	24	224	7.5
Economos, John - 1995-97	44-10	479	10.9	31-95	.326	16-53	.302	11-21	.524	18	40	58	1.3	33	0	25	33	3	17	89	2.0
Eley, William "Bud" - 1995-99	97-93	2719	28.0	630-1171	.538	12-46	.261	341-580	.588	309	646	955	9.8	363	21	154	274	179	118	1613	16.6
Ferguson, Colin - 2012-13	13-0	63	4.8	6-13	.462	0-0	.000	0-0	.000	1	4	5	0.4	20	0	0	2	0	2	12	0.9
Floyd, Matt - 2012-13	4-0	7	1.8	1-3	.333	0-0	.000	0-0	.000	1	0	1	0.3	0	0	0	0	0	0	2	0.5
Foust, Brandon - 2006-08	49-35	1261	25.7	210-435	.483	40-111	.360	122-186	.656	101	188	289	5.9	76	0	77	83	35	50	582	11.9
Francis, Waylon - 2004-06	56-19	876	15.6	68-151	.450	0-0	.000	20-26	.769	62	152	214	3.8	105	1	19	50	20	11	156	2.8
Freshwater, Jerry - 1991-95	107-63	2303	21.5	138-335	.412	51-127	.402	67-98	.684	31	179	210	2.0	217	5	367	166	2	121	394	3.7
Gable, Isaiah - 2017-20	76-27	1511	19.9	162-387	.419	93-263	.354	53-74	.716	29	162	191	2.5	146	0	58	62	8	18	470	6.2



CAREER STATS (NCAA DIVISION I ERA)

RECORDS



Season	G-GS	Min	Avg	FG-FGA	Pct	3FG-3FGA	Pct	FT-FTA	Pct	Off	Def	Tot	Avg	PF	FO	A	TO	Blk	Stl	Pts	Avg
Gaines, Johnathan - 1990-92*	32-0	130	4.1	24-52	.462	0-0	.000	4-16	.250	17	24	41	1.3	34	1	1	11	14	1	52	1.6
Golson, Reggie - 2002-05	54-35	1359	25.2	261-481	.543	2-16	.125	135-208	.649	118	225	343	6.4	154	7	70	110	79	50	659	12.2
Gonner, Dainmon - 2003-05	54-53	1777	32.9	308-703	.438	65-177	.367	199-285	.698	123	214	337	6.2	139	4	107	131	24	111	880	16.3
Gordon, Monte - 2000-02	29-9	461	15.9	49-93	.527	7-13	.538	59-83	.711	31	44	75	2.6	44	0	25	53	2	11	164	5.7
Grapperhaus, Cole - 2002-04	25-1	170	6.8	8-22	.364	0-0	.000	19-22	.864	8	26	34	1.4	30	0	10	12	8	2	35	1.4
Graves, Lawrence - 2002-03	3-0	6	2.0	0-1	.000	0-0	.000	0-0	.000	0	0	0	0.0	1	0	0	1	0	0	0	0.0
Gray, Darrian - 2013-15	35-15	702	20.1	87-203	.429	32-104	.308	22-36	.611	28	72	100	2.9	50	0	40	32	8	14	228	6.5
Griffin, Brandon - 2002-04	53-53	1613	30.4	267-465	.574	1-1	1.000	106-173	.613	189	295	484	9.1	168	5	147	112	20	44	641	12.1
Guerrier, Ketschner - 2004-06	33-21	662	20.1	71-154	.461	0-0	.000	33-51	.647	53	80	133	4.0	94	5	32	60	16	11	175	5.3
Gullett, Kyle - 2015-16	23-3	285	12.4	14-45	.311	9-23	.391	3-5	.600	15	19	34	1.5	22	0	14	9	1	7	40	1.7
Gunns, Eddie - 1991-92	25-0	504	20.2	47-134	.351	5-14	.357	30-44	.682	7	32	39	1.6	49	1	59	53	1	30	129	5.2
Hale, Brett - 2001-05	96-55	2554	26.6	325-725	.448	140-341	.411	164-192	.854	48	198	246	2.6	102	1	161	159	5	44	954	9.9
Harris, Chris - 2019-pr.	2-0	54	27.0	9-15	.600	5-7	.714	8-10	.800	0	6	6	3.0	5	0	2	5	1	0	31	15.5
Harris, Hank - 2007-08	25-3	370	14.8	19-46	.413	4-14	.286	25-35	.714	13	29	42	1.7	29	0	42	25	2	29	67	2.7
Hassell, Leonard - 1995-96	26-10	564	21.7	46-138	.333	16-62	.258	27-39	.692	14	38	52	2.0	45	0	68	56	0	28	135	5.2
Hatchett, Allen - 1995-97	55-47	1502	27.3	181-457	.396	58-167	.347	64-81	.790	40	101	141	2.6	119	3	174	213	5	62	484	8.8
Hence, Damarcus - 2000-04	92-40	1615	17.6	255-603	.423	61-186	.328	98-123	.797	81	155	236	2.6	135	3	57	85	41	23	669	7.3
Herring, Jaycen - 2007-09	59-42	1871	31.7	304-658	.462	55-143	.385	207-294	.704	55	173	228	3.9	138	4	136	165	38	54	870	14.7
Hill, Johnny - 2006-10	101-36	1527	15.1	133-358	.372	21-91	.231	56-91	.615	65	153	218	2.2	144	2	62	101	14	43	343	3.4
Hogan, Skyler - 2018-20	61-57	1670	27.4	226-539	.419	95-253	.375	66-83	.795	28	203	231	3.8	87	1	62	73	8	34	613	10.0
Holifield, Will - 2013-14	9-0	39	4.3	5-11	.455	4-9	.444	0-0	.000	0	2	2	0.2	5	0	1	1	0	1	14	1.6
Holt, Anthony - 1994-96	27-0	285	10.6	50-157	.318	17-61	.279	32-45	.711	21	16	37	1.4	43	3	20	30	1	16	149	5.5
House, Zach - 2010-12	45-9	425	9.4	27-78	.346	0-0	.000	17-30	.567	30	63	93	2.1	71	1	7	22	33	9	71	1.6
Houston, Ed - 1991-92	5-0	27	5.4	4-12	.333	1-2	.500	1-2	.500	3	5	8	1.6	4	0	3	2	1	1	10	2.0
Johnson, Cory - 1997-99	56-56	1868	33.4	202-491	.411	162-391	.414	130-146	.890	13	118	131	2.3	77	0	110	98	4	35	696	12.4
Johnson, David - 2005-08	62-40	1363	22.0	160-416	.385	91-270	.337	70-112	.625	70	145	215	3.5	154	3	99	148	39	90	481	7.8
Johnson, Kenny - 2001-02	18-14	510	28.3	43-117	.368	9-35	.257	23-31	.742	9	34	43	2.4	33	1	73	58	0	23	118	6.6
Johnson, Mark - 1993-95	48-24	946	19.7	155-371	.418	80-202	.396	51-76	.671	61	83	144	3.0	93	0	75	70	7	39	441	9.2
Johnson, Nino - 2011-15	119-78	2753	23.1	369-661	.558	2-9	.222	248-434	.571	221	509	730	6.1	298	5	117	207	184	100	988	8.3
Johnson, Roderick - 1998-00	60-55	1756	29.3	292-499	.585	1-8	.125	207-284	.729	176	260	436	7.3	170	3	68	127	54	83	792	13.2
Jones, A.J. - 2012-13	33-24	666	20.2	105-229	.459	30-70	.429	44-72	.611	36	74	110	3.3	82	3	53	68	9	19	284	8.6
Jones, Bijon - 2008-09	29-12	707	24.4	22-93	.237	7-36	.194	37-47	.787	9	48	57	2.0	57	2	73	75	3	19	88	3.0
Jones, Eric - 2005-06	23-1	452	19.7	33-84	.393	9-24	.375	31-38	.816	23	33	56	2.4	42	1	10	20	15	12	106	4.6
Jones, Isiah - 2014-16	59-48	1613	27.3	202-526	.384	120-333	.360	71-102	.696	32	151	183	3.1	142	0	143	129	4	68	595	10.1
Jones, J.T. - 2014-16	17-3	145	8.5	13-40	.325	5-18	.278	6-10	.600	9	19	28	1.6	24	1	12	6	0	4	37	2.2
Jones, Nyah - 1999-01	61-13	962	15.8	119-236	.504	0-0	.000	62-99	.626	73	124	197	3.2	131	4	37	101	35	13	300	4.9
Jones, Waylon - 2010-12	36-1	307	8.5	14-28	.500	0-0	.000	12-21	.571	16	40	56	1.6	70	3	13	26	17	5	40	1.1
Kao, Oscar - 2018-20	42-4	461	11.0	50-130	.385	18-43	.419	15-19	.789	8	28	36	0.9	55	1	44	39	0	18	133	3.2
Keller, Lakeo - 1996-98	31-3	413	13.3	39-116	.336	18-56	.321	32-40	.800	9	26	35	1.1	48	1	48	47	1	22	128	4.1
Kellum, Trey - 2015-17	53-46	1288	24.3	213-415	.513	0-0	.000	156-236	.661	132	188	320	6.0	192	14	29	106	14	34	582	11.0
King, Demetrius - 2001-03	55-17	1078	19.6	121-288	.420	47-129	.364	54-79	.684	39	104	143	2.6	122	2	63	64	11	31	343	6.2
Kirk, Israel - 2008-10	45-6	515	11.4	29-68	.426	0-1	.000	12-30	.400	46	47	93	2.1	62	0	12	21	6	17	70	1.6
Kirksey, Devron - 1994-97	63-16	1147	18.2	111-222	.500	0-10	.000	72-132	.545	112	151	263	4.2	154	6	39	103	37	35	294	4.7
Kowalski, Ray - 2016-18	26-5	437	16.8	43-112	.384	30-74	.405	12-12	1.000	4	27	31	1.2	24	0	17	21	0	6	128	4.9
Lake, Devon - 1990-93	78-27	1989	25.5	407-850	.479	93-269	.346	309-384	.805	101	138	239	3.1	171	2	127	163	18	72	1216	15.6
Langford, Josh - 2013-15	44-19	737	16.8	107-208	.514	9-25	.360	43-72	.597	48	69	117	2.7	130	5	18	56	9	20	266	6.0
Laros, Mark - 2017-19	58-7	869	15.0	121-201	.602	6-22	.273	22-41	.537	72	112	184	3.2	83	0	18	58	19	15	270	4.7
Lewis, Cody - 2004-05	13-0	40	3.1	2-11	.182	2-8	.250	0-2	.000	2	5	7	0.5	4	0	1	2	0	0	6	0.5
Lewis, Donnie - 2017-19	53-2	490	9.2	7-17	.412	4-11	.364	8-18	.444	9	22	31	0.6	50	0	60	19	0	14	26	0.5
Love, Jordan - 2018-pr.	25-4	313	12.5	28-82	.341	5-20	.250	18-31	.581	11	25	36	1.4	20	0	17	24	2	7	79	3.2
Lucas, William - 1997-98	6-0	21	3.5	3-5	.600	0-0	.000	2-3	.667	2	2	4	0.7	3	0	0	2	0	0	8	1.3
Lyte, Richard - 1996-97	30-12	587	19.6	66-166	.398	16-55	.291	51-77	.662	34	58	92	3.1	58	2	31	39	24	15	199	6.6
Mahoney, Denzel - 2016-18	64-64	1946	30.4	328-719	.456	121-306	.395	314-380	.826	92	206	298	4.7	197	7	79	96	9	51	1091	17.0
Maxwell, Jajuan - 2006-07; 08-10	85-25	1478	17.4	169-415	.407	29-96	.302	123-179	.687	136	204	340	4.0	176	3	64	108	36	51	490	5.8
McCrary, Eric - 2009-10	23-0	204	8.9	23-47	.489	7-18	.389	10-13	.769	6	28	34	1.5	45	1	11	15	3	5	63	2.7
McCune, Tim - 1992-93	8-0	15	1.9	1-2	.500	0-1	.000	0-0	.000	0	2	2	0.3	0	0	0	3	0	1	2	0.3
McCuthison, Emmanuel, 1999-01	61	1200	19.7	176-421	.418	66-194	.340	95-123	.772	55	155	210	3.4	128	4	37	89	23	36	513	8.4
McGill, Eric - 2015-16	27-13	741	27.4	70-190	.368	30-92	.326	18-41	.439	11	53	64	2.4	42	1	50	37	0	38	188	7.0
McGlothlan, Gabe - 2018-19	31-11	670	21.6	93-204	.456	21-60	.350	26-43	.605	58	134	192	6.2	98	1	29	41	20	20	233	7.5
McRoberts, Paul - 2013-14	13-0	234	18.0	31-56	.554	9-24	.375	6-13	.462	13	15	28	2.2	32	1	15	9	3	15	77	5.9
Miles, LaQuentin - 2009-10	23-2	284	12.3	21-83	.253	1-3	.333	22-47	.468	10	36	46	2.0	18	0	31	40	3	11	65	2.8

OVC CHAMPIONS • 2000 // OVC TOURNAMENT CHAMPIONS • 2000 // NCAA TOURNAMENT • 2000

FOLLOW THE REDHAWKS AT GOSOUTHEAST.COM





RECORDS

CAREER STATS (NCAA DIVISION I ERA)

Season	G-GS	Min	Avg	FG-FGA	Pct	3FG-3FGA	Pct	FT-FTA	Pct	Off	Def	Tot	Avg	PF	FO	A	TO	Blk	Stl	Pts	Avg
Montgomery, David - 1996-98	57-44	1398	24.5	239-430	.556	0-0	.000	83-133	.624	106	177	283	5.0	138	6	72	98	38	16	561	9.8
Moore, Kenard - 2007-09	60-36	1746	29.1	301-735	.410	174-482	.361	105-132	.795	25	82	107	1.8	97	3	75	118	6	53	881	14.7
Morgan, Jermell - 1993-95	54-48	1507	27.9	244-458	.533	8-25	.320	195-317	.615	133	206	339	6.3	120	3	83	117	37	47	691	12.8
Morris, Matt - 1997-01	47-1	287	6.1	23-72	.319	16-51	.314	21-29	.724	7	29	36	0.8	29	1	14	18	0	6	83	1.8
Morrison, Evan - 2019-pr.	17-0	90	5.3	4-14	.286	3-11	.273	0-0	.000	2	4	6	0.4	5	0	1	1	0	2	11	0.6
Mutombo, Tshitenge - 1991-92	9-0	50	5.6	4-10	.400	0-0	.000	2-8	.250	6	2	8	0.9	8	0	0	2	1	0	10	1.1
Nelke, Mike - 2003-05	53-17	1110	20.9	82-205	.400	74-179	.413	26-28	.929	10	44	54	1.0	61	1	128	64	2	30	264	5.0
Nicholas, DQ - 2019-pr.	30-19	731	24.4	72-182	.396	18-60	.300	65-88	.739	7	67	74	2.5	48	0	50	48	5	22	227	7.6
Niemczyk, Nick - 2010-13	62-24	1560	25.2	188-474	.397	105-282	.372	60-68	.882	20	127	147	2.4	138	2	107	56	6	49	541	8.7
Norris, Chris - 1993-94	4-0	19	4.8	2-4	.500	0-0	.000	12	.500	2	1	3	0.8	6	0	1	3	0	2	5	1.3
Nutt, Logan - 2011-12	19-2	162	8.5	7-19	.368	1-3	.333	4-7	.571	1	10	11	0.6	12	0	27	16	0	2	19	1.0
Nutt, Lucas - 2009-14	137-106	3628	26.5	261-643	.406	118-315	.375	300-362	.829	36	229	265	1.9	272	3	610	277	6	94	940	6.9
Owen, Nathan - 1997-99	53-9	722	13.6	66-209	.316	42-140	.300	26-53	.491	19	52	71	1.3	73	1	43	42	5	22	200	3.8
Paradoski, Paul - 2004-07	83-66	2160	26.0	119-327	.364	63-203	.310	25-39	.641	18	180	198	2.4	136	2	276	136	16	109	326	3.9
Payne, Josh - 1994-95	23-0	227	9.9	9-28	.321	3-13	.231	13-19	.684	9	14	23	1.0	23	0	26	16	3	7	34	1.5
Pearson, Roderick - 2006-08	61-46	1419	23.3	175-416	.421	35-138	.254	156-211	.739	31	108	139	2.3	200	15	147	180	3	65	541	8.9
Pearson, Sam - 2009-10	30-27	769	25.6	86-216	.398	11-49	.224	81-112	.723	9	63	72	2.4	78	3	80	94	1	25	264	8.8
Perry, Dionte - 2006-07	28-5	381	13.6	43-82	.524	0-1	.000	50-72	.694	44	52	96	3.4	55	1	11	30	16	10	136	4.9
Porter, Michael - 2011-13	32-4	512	16.0	56-102	.549	3-10	.300	26-39	.667	41	53	94	2.9	79	1	20	29	1	16	141	4.4
Powell, Leon - 2010-12	62-61	1801	29.0	298-486	.613	0-0	.000	175-340	.515	214	246	460	7.4	226	14	52	117	92	38	771	12.4
Pranger, Ben - 1998-99	12-0	14	1.2	0-5	.000	0-4	.000	1-2	.500	0	1	1	0.1	2	0	2	3	0	0	1	0.1
Prather, Norman - 2003-04	24-15	336	14.0	41-94	.436	3-14	.214	11-23	.478	25	37	62	2.6	35	0	20	19	3	15	96	4.0
Rauls, Aaron - 1996-98	9-0	15	1.7	2-11	.181	0-3	.000	0-0	.000	2	0	2	0.3	2	0	1	3	0	1	4	0.4
Reese, C.J. - 2013-14	21-1	237	11.3	19-41	.463	1-1	1.000	9-16	.563	4	10	14	0.7	21	0	39	30	1	5	48	2.3
Rembert, Michael - 2006-08	54-47	1149	21.3	164-323	.508	12-37	.324	106-200	.530	109	163	272	5.0	156	9	40	99	38	36	446	8.3
Rhodes, Marcus - 2006-08	62-24	1107	17.9	145-337	.430	36-113	.319	76-123	.618	46	81	127	2.0	99	4	90	87	11	37	402	6.5
Ritter, Jared - 2005-06	3-0	7	2.3	0-3	.000	0-2	.000	0-0	.000	0	2	2	0.7	0	0	0	4	0	0	0	0.0
Roberts, Kevin - 2001-04	58-21	1105	19.1	24-69	.348	6-20	.300	42-62	.677	14	76	90	1.6	87	0	226	81	2	56	96	1.7
Robinson, Pili - 1993-95	54-43	1473	27.3	231-446	.518	0-1	.000	98-173	.566	110	151	261	4.8	125	2	45	107	5	44	560	10.4
Roderick, Brad - 2007-08	1-0	1	1.0	0-1	.000	0-1	.000	0-0	.000	0	0	0	0.0	0	0	0	0	0	0	0	0.0
Rogers, Terry - 2000-01	26-6	361	13.9	52-85	.612	0-0	.000	18-30	.600	23	63	86	3.3	64	1	7	24	13	6	122	4.7
Rolling, Terrill - 1990-92*	54-0	833	15.4	111-260	.427	19-52	.365	58-86	.674	43	58	101	1.9	110	4	56	68	4	37	299	5.5
Russell, LaMont - 2008-10	60-49	1460	24.3	104-188	.553	0-1	.000	66-107	.617	116	271	387	6.5	141	5	77	86	19	44	274	4.6
Russell, Nygal - 2017-pr.	59-16	1011	17.1	117-295	.397	39-120	.325	68-98	.694	24	138	162	2.7	107	2	86	84	4	32	341	5.8
Sample, Eli - 2016-17	16-0	42	2.6	3-8	.375	2-4	.500	0-0	.000	0	0	0	0.0	4	0	3	4	0	1	8	0.5
Samuels, Brandon - 1991-92	27-0	568	21.0	73-188	.388	5-15	.333	30-52	.577	46	72	118	4.4	36	1	24	35	6	18	181	6.7
Sanders, Amory - 1999-01	55-10	896	16.3	116-275	.422	94-213	.441	44-54	.815	5	70	75	1.4	86	1	61	55	2	26	370	6.7
Sanders, Maurice - 1995-96	4-0	16	4.0	2-6	.333	0-0	.000	0-0	.000	2	1	3	0.8	1	0	2	0	0	0	4	1.0
Sanford, Scott - 1992-93	25-3	25	1.0	17-42	.405	7-22	.318	24-32	.750	1	8	9	0.4	21	0	22	17	0	11	65	2.6
Saulsberry, Dewayne - 1997-98	21-1	213	10.1	14-43	.326	10-36	.278	13-15	.867	4	20	24	1.1	18	0	10	7	1	5	51	2.4
Scheer, Tim - 1999-03	91-53	1931	21.2	339-703	.482	93-244	.381	124-173	.717	103	201	304	3.3	239	13	96	123	16	50	895	9.8
Schulte, Nate - 2010-11	10-5	219	21.9	26-61	.426	7-22	.318	18-28	.643	22	33	55	5.5	21	0	7	12	2	5	77	7.7
Sechrest, Lance - 2002-04	3-0	10	3.3	0-4	.000	0-2	.000	0-0	.000	0	0	0	0.0	0	0	1	1	0	0	0	0.0
Shaw, David - 2001-02	2-0	1	0.5	0-0	.000	0-0	.000	0-0	.000	0	1	1	0.5	1	0	0	0	0	0	0	0.0
Shelton, Curtis - 1990-94*	107-32	2376	22.2	328-770	.426	215-480	.448	257-310	.829	59	165	224	2.1	200	2	177	184	10	89	1128	10.5
Shelton, Joel - 2000-01	25-0	245	9.8	18-57	.316	9-32	.281	14-22	.636	2	14	16	0.6	18	0	30	25	0	6	59	2.4
Short, Antonio - 1999-01	53-49	1471	27.8	171-411	.416	61-184	.332	99-138	.717	16	159	175	3.3	106	4	113	106	21	60	502	9.5
Simmons, Daniel - 2016-18	63-15	1290	20.5	191-461	.414	75-190	.395	95-142	.669	24	154	178	2.8	106	2	107	100	5	48	552	8.8
Sisley, Matt - 1992-94	54-9	941	17.4	142-248	.573	0-4	.000	73-108	.676	80	113	193	3.6	133	6	48	59	10	22	357	6.6
Smith, Brandon - 2008-09	4-0	5	1.3	0-0	.000	0-0	.000	1-2	.500	0	1	1	0.3	0	0	0	1	0	0	1	0.3
Smith, Marland - 2009-13	126-98	3669	29.1	476-1201	.396	251-697	.360	220-292	.753	98	349	447	3.5	259	6	248	198	18	112	1423	11.3
Smith, Travis - 1994-98	101-2	996	9.9	64-201	.318	21-64	.328	41-66	.621	38	123	161	1.6	87	0	44	45	13	25	190	1.9
St. Gemme, Jason - 2001-02	1-0	1	1.0	0-0	.000	0-0	.000	0-0	.000	0	0	0	0.0	0	0	0	0	0	0	0	0.0
Stewart, Jaylin - 2015-16	26-0	210	8.1	18-52	.346	7-27	.259	3-8	.375	7	38	45	1.7	33	0	2	7	2	5	46	1.8
Stokes, Michael - 1999-01	61-60	2152	35.3	294-656	.448	76-194	.392	184-239	.770	23	213	236	3.9	70	0	272	160	6	72	848	13.9
Stone, Tyler - 2011-14	94-84	2986	31.8	621-1191	.521	42-137	.307	262-368	.712	183	585	768	8.2	226	5	123	149	124	75	1546	16.4
Stroder, Kyle - 2013-14	8-0	20	2.5	4-8	.500	3-4	.750	0-2	.000	3	4	7	0.9	3	0	0	1	0	0	11	1.4
Sutton, James - 1993-95	51-10	866	17.0	95-258	.368	40-113	.354	88-125	.704	23	73	96	1.9	108	3	75	89	1	28	318	6.2
Tchiengang, William - 2016-17	18-10	212	11.8	12-16	.750	0-0	.000	7-12	.583	13	33	46	2.6	40	1	0	15	5	1	31	1.7
Thomas, Ryan - 1998-00	18-0	28	1.6	3-8	.375	0-0	.000	4-6	.667	2	4	6	0.3	4	0	2	4	0	2	10	0.6
Thomas, T.J. - 2014-15	15-0	120	8.0	9-19	.474	0-0	.000	15-20	.750	12	12	24	1.6	17	0	4	7	4	2	33	2.2



CAREER STATS (NCAA DIVISION I ERA)

RECORDS



Season	G-GS	Min	Avg	FG-FGA	Pct	3FG-3FGA	Pct	FT-FTA	Pct	Off	Def	Tot	Avg	PF	FO	A	TO	Blk	Stl	Pts	Avg
Thompson, Derek - 2009-10	29-4	601	20.7	81-224	.362	47-141	.333	36-56	.643	10	54	64	2.2	56	1	25	31	0	10	245	8.4
Thompson, J.J. - 2014-15	28-20	600	21.4	45-114	.395	15-33	.455	27-39	.692	12	35	47	1.7	50	1	78	47	1	16	132	4.7
Thornton, Andrais - 2005-06	20-20	472	23.6	52-112	.464	2-4	.500	51-81	.630	52	79	131	6.6	63	5	15	43	10	16	157	7.9
Tolbert, Jacob - 2012-13	27-0	178	6.6	5-12	.417	0-1	.000	0-0	.000	17	31	48	1.8	37	0	3	8	3	2	10	0.4
Tolbert, Sage - 2018-20	62-58	1472	23.7	176-347	.507	5-18	.278	134-221	.606	136	236	372	6.0	185	10	39	122	41	40	491	7.9
Turhanoglu, Tuosen - 1992-93	10-0	21	2.1	2-4	.500	1-3	.333	1-2	.500	0	2	2	0.2	1	0	2	1	0	0	6	0.6
Vranes, Milos - 2016-18	61-15	1134	18.6	127-271	.469	61-161	.379	41-69	.594	59	162	221	3.6	141	4	35	64	8	34	356	5.8
Wallace, Marcus - 2014-16	37-4	661	17.9	72-160	.450	18-53	.340	41-69	.594	25	53	78	2.1	66	1	69	53	4	43	203	5.5
Watson, Demetrius - 1997-99	51-16	1040	20.4	120-241	.498	4-13	.308	62-93	.667	78	117	195	3.8	78	1	44	53	9	25	306	6.0
Watson, Jon - 2008-09	3-0	4	1.3	0-0	.000	0-0	.000	0-0	.000	0	1	1	0.3	0	0	0	0	0	0	0	0.0
Watson, KaJuan - 2009-10	15-0	115	7.7	13-27	.481	1-2	.500	10-12	.833	5	8	13	0.9	16	0	4	9	2	3	37	2.5
Weaver, Daniel - 2000-02	52-14	669	12.9	69-142	.486	0-1	.000	49-67	.731	40	77	117	2.3	83	2	31	42	7	10	187	3.6
White, Calvert - 1996-98	57-57	1966	34.5	246-528	.466	37-105	.352	135-203	.665	73	238	311	5.5	150	3	166	165	22	80	664	11.6
White, Derrick - 1993-95	52-30	889	17.1	133-317	.420	5-39	.128	54-117	.462	104	107	211	4.1	133	3	65	98	9	49	325	6.3
White, Jared - 2012-13	25-0	208	8.3	17-35	.486	4-5	.800	19-22	.864	3	18	21	0.8	30	0	22	25	0	4	57	2.3
White, Thomas - 1995-96	5-0	7	1.4	1-3	.333	0-0	.000	0-0	.000	1	0	1	0.2	1	0	1	0	2	1	2	0.4
White, Tyrell - 2005-07	37-4	351	9.5	26-65	.400	0-1	.000	16-27	.593	24	47	71	1.9	47	0	11	32	11	5	68	1.8
Wilford, Corey - 2011-13	57-28	1288	22.6	217-495	.438	114-280	.407	68-92	.739	34	113	147	2.6	103	5	90	75	12	31	616	10.8
Wilkerson, Telvin - 2011-12	16-1	130	8.1	11-38	.289	6-12	.500	1-3	.333	4	17	21	1.3	8	0	6	6	0	1	29	1.8
Williams, Calvin - 2007-09	50-43	1141	22.8	184-371	.496	4-12	.333	152-232	.655	100	219	319	6.4	124	5	36	118	70	35	524	10.5
Willoughby, Terrick - 2003-07	110-80	2929	26.6	293-735	.399	175-432	.405	97-149	.651	54	221	275	2.5	143	2	202	201	39	62	858	7.8
Wilson, Quatarrius - 2019-20	31-23	638	20.6	73-164	.445	1-12	.083	74-117	.632	73	93	166	5.4	101	6	30	46	13	14	221	7.1
Winans, Derek - 2001-05	109-101	3669	33.7	524-1172	.447	219-564	.388	238-301	.791	46	293	339	3.1	250	7	282	193	20	152	1505	13.8
Wofford, Tony - 1991-93	53-23	1298	24.5	115-257	.447	5-12	.417	47-76	.618	113	155	268	5.1	131	9	133	112	28	50	282	5.3
Woods, Caleb - 2013-15	14-0	64	4.6	11-26	.423	4-10	.400	6-10	.600	3	4	7	0.5	7	0	4	1	0	3	32	2.3

* - Seasons included in career totals that occurred before 1991-92, the start of SEMO's NCAA Division I era.

OVC CHAMPIONS • 2000 // OVC TOURNAMENT CHAMPIONS • 2000 // NCAA TOURNAMENT • 2000





RECORDS

CAREER STATS (SINCE 1968-69)

Pre-NCAA Division I Era (Since 1968-69)

Season	G	Min	Avg	FG-FGA	Pct	3FG-3FGA	Pct	FT-FTA	Pct	Off	Def	Tot	Avg	PF	FO	A	TO	Blk	Stl	Pts	Avg
Adams, Jeff - 1979-80	1	-	-	-	-	-	-	1-2	.500	-	-	-	-	-	-	-	-	-	-	1	1.0
Anderson, Fred - 1968-69	21	-	-	221-488	.453	-	-	47-57	.825	-	-	-	-	51	-	-	-	-	-	489	23.3
Anderson, Jim - 1970-72	45	-	-	337-764	.441	-	-	211-312	.676	-	-	-	-	137	8	-	-	-	-	885	19.7
Arand, Chris - 1981-85	95	1148	12.1	124-322	.385	-	-	93-140	.664	-	-	69	0.7	216	11	159	124	2	34	341	3.6
Arand, Kevin - 1972-74	47	-	-	182-452	.403	-	-	78-108	.722	-	-	-	-	125	5	137	123	-	-	442	9.4
Arand, Paul - 1978-80	35	-	-	49-130	.377	-	-	17-25	.680	-	-	-	-	45	1	22	17	3	-	115	3.3
Armstrong, Ron - 1984-86	54	710	13.1	90-168	.536	-	-	30-54	.556	-	-	96	1.8	81	-	47	34	4	19	210	3.9
Baker, Jim - 1972-75	35	-	-	44-78	.564	-	-	12-19	.632	-	-	-	-	45	-	9	30	-	-	100	2.9
Baker, Mark - 1973-74	22	-	-	37-96	.385	-	-	36-64	.563	-	-	-	-	49	2	33	26	-	-	110	5.0
Baker, Mike - 1974-75	26	-	-	116-290	.400	-	-	79-116	.681	-	-	-	-	87	3	55	73	-	-	311	12.0
Barks, Cary - 1976-77	6	-	-	2-15	.133	-	-	9-10	.900	-	-	-	-	2	-	2	1	-	-	13	2.2
Barmore, Desi - 1978-79	28	-	-	185-329	.562	-	-	61-80	.763	-	-	-	-	-	-	-	-	-	-	431	15.4
Barnett, Alan - 1981-83	62	-	-	87-188	.463	-	-	48-84	.571	-	-	62	1.0	127	4	40	45	7	11	222	3.6
Bartle, Ray - 1978-80	44	-	-	80-164	.488	-	-	38-51	.745	-	-	-	-	18	-	9	18	1	-	198	4.5
Bassett, Roland - 1976-77	23	-	-	103-236	.436	-	-	32-50	.640	-	-	-	-	77	6	70	77	-	-	238	10.3
Bassett, Ronald - 1975-76	15	-	-	71-194	.366	-	-	19-35	.543	-	-	-	-	50	4	41	38	-	-	161	10.7
Bentlage, Mark - 1975-76	15	-	-	10-24	.417	-	-	5-8	.625	-	-	-	-	10	-	8	10	-	-	25	1.7
Beussink, Mark - 1975-77	33	-	-	72-178	.404	-	-	29-55	.527	-	-	-	-	31	-	67	33	-	-	173	5.2
Bishop, Leonard - 1971-73	45	-	-	217-519	.418	-	-	72-102	.706	-	-	-	-	96	1	88	64	-	-	506	11.2
Boos, John - 1971-73	15	-	-	3-16	.188	-	-	5-12	.417	-	-	-	-	12	-	-	4	-	-	11	0.7
Braswell, Brandon - 1990-91	14	206	14.7	26-76	.342	2-15	.133	24-31	.774	6	18	24	1.7	32	0	38	35	3	23	78	5.6
Briggs, Larry - 1968-71	55	-	-	154-414	.372	-	-	68-121	.562	-	-	-	-	121	5	-	-	-	-	376	6.8
Brock, Randy - 1983-84	3	34	11.3	7-15	.467	-	-	2-2	1.000	-	-	-	-	2	-	2	2	-	-	16	5.3
Brookins, Lew - 1981-83	59	-	-	137-297	.461	-	-	79-113	.699	-	-	29	0.5	126	4	174	102	-	23	353	6.0
Brown, Erwin - 1977-78	15	-	-	15-45	.333	-	-	6-7	.857	-	-	-	-	36	-	-	-	-	-	36	2.4
Bryant, Ernie - 1982-83	5	-	-	3-4	.750	-	-	2-2	1.000	-	-	-	-	1	-	1	-	-	-	8	1.6
Cagle, Joe - 1973-77	94	-	-	456-1026	.444	-	-	143-191	.749	-	-	-	-	294	19	357	237	-	-	1055	11.2
Call, Don - 1969-71	29	-	-	103-243	.424	-	-	60-79	.759	-	-	-	-	68	2	-	-	-	-	266	9.2
Campbell, James - 1980-82	28	-	-	16-41	.390	-	-	6-14	.429	-	-	7	0.3	17	-	10	17	-	1	38	1.4
Carey, Jacob - 1978-79	12	-	-	9-20	.450	-	-	3-6	.500	-	-	-	-	-	-	-	-	-	-	21	1.8
Carter, Randy - 1973-76	51	-	-	89-251	.355	-	-	29-46	.630	-	-	-	-	32	-	39	39	-	-	207	4.1
Cochran, Kirt - 1984-86	58	855	14.7	118-224	.527	-	-	35-66	.530	-	-	149	2.6	93	3	40	48	-	13	271	4.7
Coleman, Johnnie - 1988-91	75	791	10.5	164-361	.454	42-112	.375	104-139	.748	21	82	103	1.4	70	-	156	99	8	75	474	6.3
Conley, Cleo - 1986-88	62	1809	29.2	387-868	.446	77-194	.397	137-188	.729	79	146	225	3.6	128	3	141	114	17	72	988	15.9
Conyears, Curtis - 1980-81	25	-	-	51-111	.459	-	-	22-26	.846	-	-	-	-	34	1	52	30	-	-	124	5.0
Copelin, Barry - 1977-78	17	-	-	12-32	.375	-	-	6-13	.462	-	-	-	-	14	-	-	-	-	-	30	1.8
Cornejo, Vernon - 1972-74	44	-	-	143-364	.393	-	-	51-64	.797	-	-	-	-	108	7	70	93	-	-	337	7.7
Crawford, Jewell - 1980-84	112	-	-	763-1470	.519	-	-	336-495	.679	-	-	196	1.8	273	6	197	256	20	18	1862	16.6
Crowden, Nate - 1979-81	23	-	-	23-50	.460	-	-	4-6	.667	-	-	-	-	27	-	27	33	-	-	50	2.2
Denkins, Kip - 1986-88	37	133	3.6	24-57	.421	0-1	.000	20-28	.714	15	20	35	0.9	36	1	14	22	2	3	68	1.8
Dohogne, Danny - 1990-91	28	900	32.1	191-297	.643	0-4	.000	105-134	.784	75	170	245	8.8	95	4	57	57	14	35	487	17.4
Dougherty, Glen - 1975-77	21	-	-	12-22	.545	-	-	9-25	.360	-	-	-	-	29	-	2	9	-	-	33	1.6
Edwards, Chris - 1983-87	92	1143	12.4	168-366	.459	8-19	.421	70-92	.761	37	134	171	1.9	132	3	34	53	13	27	414	4.5
Ellis, Riley - 1984-86	65	2167	33.3	478-955	.501	-	-	285-462	.617	-	568	568	8.7	171	3	86	193	29	76	1241	19.1
Evans, Ron - 1982-83	10	-	-	3-7	.429	-	-	5-7	.714	-	-	-	-	5	-	1	1	-	-	11	1.1
Everett, John - 1990-91	25	388	15.5	57-125	.456	1-5	.200	18-28	.643	21	70	91	3.6	26	-	38	27	7	20	133	5.3
Ford, Jer - 1983-84	4	39	9.8	6-11	.545	-	-	1-3	.333	-	-	-	-	10	1	1	3	-	-	13	3.3
Foster, Danny - 1978-79	27	-	-	148-267	.554	-	-	48-62	.774	-	-	-	-	-	-	-	-	-	-	344	12.7
Frueauf, Brent - 1976-77	12	-	-	9-29	.310	-	-	3-4	.750	-	-	-	-	10	-	3	4	-	-	21	1.8
Green, Bill - 1974-75	10	-	-	5-13	.385	-	-	7-10	.700	-	-	-	-	6	-	4	3	-	-	17	1.7
Gregston, Brent - 1970-72	9	-	-	3-9	.333	-	-	1-5	.200	-	-	-	-	4	-	-	-	-	-	7	0.8
Hale, Paul - 1971-73	47	-	-	90-258	.349	-	-	61-99	.616	-	-	-	-	86	2	46	44	-	-	241	5.1
Hall, Anthony - 1984-86	63	1429	22.7	65-155	.419	-	-	46-68	.676	-	91	91	1.4	80	-	225	75	2	52	176	2.8
Hall, Phillip - 1983-84	11	114	10.4	11-24	.458	-	-	16-23	.696	-	-	-	-	13	2	7	16	-	-	38	3.5
Harris, Darryl - 1986-90	82	364	4.4	119-300	.397	12-34	.353	29-72	.403	26	56	82	1.0	71	2	67	69	12	31	279	3.4
Hart, Eddie - 1984-86	62	1120	18.1	181-303	.597	-	-	94-164	.573	-	167	167	2.7	102	2	80	64	1	52	456	7.4
Harvey, Marcus - 1977-79	53	-	-	314-615	.511	-	-	129-170	.759	-	-	-	-	65	-	-	-	-	-	757	14.3
Haynes, Arvin - 1972-76	84	-	-	336-746	.450	-	-	92-178	.517	-	-	-	-	235	10	85	153	-	-	764	9.1
Henderson, Cornell - 1987-88	28	548	19.6	75-117	.641	0-1	.000	24-40	.600	40	81	121	4.3	47	-	11	31	17	16	174	6.2



CAREER STATS (SINCE 1968-69)

RECORDS



Season	G-GS	Min	Avg	FG-FGA	Pct	3FG-3FGA	Pct	FT-FTA	Pct	Off	Def	Tot	Avg	PF	FO	A	TO	Blk	Stl	Pts	Avg
Henry, Malcomn - 1985-90	148	2122	14.3	379-788	.481	-	-	191-332	.575	183	363	546	3.7	267	12	94	130	60	75	949	6.4
Hill, Jim - 1980-81	4	-	-	3-7	.429	-	-	3-4	.750	-	-	-	-	3	-	1	2	-	-	9	2.3
Hill, Sam - 1972-74	47	-	-	116-300	.387	-	-	78-138	.565	-	-	-	-	111	2	42	61	-	-	310	6.6
Hopson, Charles - 1986-87	16	144	9.0	13-28	.464	-	-	8-21	.381	16	23	39	2.4	19	-	2	8	2	1	34	2.1
Howle, Brady - 1974-75	3	-	-	1-2	.500	-	-	-	-	-	-	-	-	2	-	2	1	-	-	2	0.7
Hunt, Herman - 1970-71	20	-	-	36-87	.414	-	-	16-43	.372	-	-	-	-	52	2	-	-	-	-	88	4.4
Hunt, Mike - 1977-78	10	-	-	8-28	.286	-	-	3-6	.500	-	-	-	-	14	-	-	-	-	-	19	1.9
Johnson, Fred - 1971-73	36	-	-	236-569	.415	-	-	116-170	.682	-	-	-	-	117	10	18	21	-	-	588	16.3
Jones, Calvin - 1988-90	60	505	8.4	92-152	.605	-	-	62-120	.517	46	69	115	1.9	80	1	24	44	3	19	246	4.1
Jones, Rob - 1990-91	21	273	13.0	44-97	.454	9-34	.265	19-27	.704	7	19	26	1.2	34	1	28	23	4	9	116	5.5
Jones, Tony - 1983-85	57	1404	24.6	189-401	.471	-	-	100-145	.690	-	-	122	2.1	157	11	48	78	3	16	478	8.4
Jordan, Kenny - 1979-81	49	-	-	75-143	.524	-	-	41-59	.695	-	-	-	-	85	3	68	87	2	-	191	3.9
King, Jim - 1969-71	38	-	-	116-262	.443	-	-	96-159	.604	-	-	-	-	100	4	-	-	-	-	328	8.6
Kirby, Mike - 1976-77	2	-	-	0-1	.000	-	-	-	-	-	-	-	-	-	-	-	1	-	-	-	-
Landgraf, Jeff - 1970-73	36	-	-	39-98	.398	-	-	24-36	.667	-	-	-	-	28	-	17	19	-	-	102	2.8
Lane, Eddie 1981-82	10	-	-	15-51	.294	-	-	11-17	.647	-	-	20	2.0	17	-	5	8	1	2	41	4.1
Lawrence, Larry - 1972-74	47	-	-	307-719	.427	-	-	138-188	.734	-	-	-	-	107	5	86	117	-	-	752	16.0
Lawson, Archie - 1986-88	60	1291	21.5	201-393	.511	0-1	.000	88-138	.638	166	154	320	5.3	133	5	27	53	18	37	490	8.2
Lewis, Al Ray - 1985-86	5	5	1.0	6-20	.300	-	-	3-6	.500	-	-	7	1.4	5	-	1	2	-	-	15	3.0
Lewis, Mark - 1983-85	17	70	4.1	15-36	.417	7-8	.875	1-4	.250	-	-	9	0.5	24	-	24	10	-	2	38	2.2
Lewis, Mike - 1987-91	121	1576	13.0	346-759	.456	166-372	.446	168-224	.750	34	108	142	1.2	176	4	220	110	8	70	1026	8.5
Long, Jim - 1968-69	7	-	-	31-72	.431	-	-	38-41	.927	-	-	-	-	15	1	-	-	-	-	100	14.3
Maritz, Dennis - 1970-74	73	-	-	270-627	.431	-	-	81-111	.730	-	-	-	-	184	6	32	51	-	-	621	8.5
Marquart, Kevin - 1979-80	21	-	-	11-22	.500	-	-	4-11	.364	-	-	-	-	23	-	4	8	9	-	26	1.2
Maxwell, Andy - 1970-71	10	-	-	8-23	.348	-	-	2-3	.667	-	-	-	-	8	-	-	-	-	-	18	1.8
May, Dan - 1968-71	66	-	-	207-559	.370	-	-	114-183	.623	-	-	-	-	104	-	-	-	-	-	528	8.0
McAdams, Harold - 1983-85	54	858	15.9	75-158	.475	-	-	46-102	.451	-	-	122	2.3	149	8	20	52	5	16	196	3.6
McClellon, Tony - 1980-83	70	-	-	119-279	.427	-	-	38-58	.655	-	-	10	0.1	105	1	42	59	2	3	276	3.9
McClinton, Donnie - 1982-84	58	1000	17.2	360-682	.528	-	-	125-207	.604	-	-	-	-	140	6	100	127	-	-	845	14.6
McFerron, Ernest - 1975-76	1	-	-	2-4	.500	-	-	-	-	-	-	-	-	-	-	-	2	4	-	4	4.0
McFerron, Lennies - 1973-75	44	-	-	144-358	.402	-	-	68-98	.694	-	-	-	-	115	5	120	108	-	-	356	8.1
Mead, Terry - 1981-83	60	-	-	412-778	.530	-	-	132-176	.750	-	-	172	2.9	185	9	55	124	11	24	956	15.9
Metz, Don - 1968-69	15	-	-	11-53	.208	-	-	9-11	.818	-	-	-	-	13	-	-	-	-	-	31	2.1
Mitchell, Tom - 1974-75	51	-	-	242-511	.474	-	-	92-137	.672	-	-	-	-	154	5	101	116	-	-	576	11.3
Morris, Michael - 1984-88	122	2973	24.4	394-827	.476	50-125	.400	192-306	.627	46	271	317	2.6	326	7	478	183	6	191	1030	8.4
Mosby, Ray - 1975-77	32	-	-	22-85	.259	-	-	21-32	.656	-	-	-	-	36	1	42	50	-	-	65	2.0
Mothershead, Russ - 1975-78	71	-	-	319-696	.458	-	-	98-128	.766	-	-	-	-	229	7	100	97	-	-	736	10.4
Neihart, Greg - 1971-72	17	-	-	15-41	.366	-	-	4-10	.400	-	-	-	-	18	-	-	-	-	-	34	2.0
Nicholson, Carl - 1985-86; 87-88	45	488	10.8	105-173	.607	0-1	.000	31-55	.564	30	55	85	1.9	77	1	30	37	11	22	241	5.4
Niemczyk, Pat - 1979-81	33	-	-	175-352	.497	-	-	89-114	.781	-	-	-	-	71	3	83	70	6	-	439	13.3
Padgett, Don - 1979-81	37	-	-	34-83	.410	-	-	11-21	.524	-	-	-	-	50	1	6	17	2	-	79	2.1
Payne, Mike - 1969-72	53	-	-	148-376	.394	-	-	113-140	.807	-	-	-	-	110	2	-	-	-	-	409	7.7
Pilla, Dave - 1976-77	3	-	-	1-2	.500	-	-	0-2	.000	-	-	-	-	1	-	-	-	-	-	2	0.7
Pirch, Gary - 1972-76	36	-	-	26-81	.321	-	-	28-44	.636	-	-	-	-	21	-	10	15	-	-	80	2.2
Poole, Michael - 1982-84	58	622	10.7	87-210	.414	-	-	26-57	.456	-	-	-	-	100	1	149	88	-	-	200	3.4
Porter, Otto - 1979-81	47	-	-	515-1044	.493	-	-	186-249	.747	-	-	-	-	117	1	128	186	11	-	1216	25.9
Pugh, Ray - 1985-86; 87-90	119	2363	19.9	657-1352	.486	105-254	.413	300-410	.732	132	331	463	3.9	234	6	154	147	29	80	1719	14.4
Rankin, Ronnie - 1984-86	62	1910	30.8	483-954	.506	-	-	311-371	.838	-	-	340	5.5	197	10	142	171	26	73	1277	20.6
Reed, Andrew - 1970-72	47	-	-	273-541	.505	-	-	223-313	.712	-	-	-	-	170	13	-	-	-	-	769	16.4
Ressel, Keith - 1988-90	34	106	3.1	22-38	.579	-	-	22-36	.611	10	20	30	0.9	12	-	18	11	-	3	66	1.9
Reynolds, Ted - 1975-77	9	-	-	1-10	.100	-	-	7-11	.636	-	-	-	-	6	-	1	3	-	-	9	1.0
Rice, Sam - 1982-83	2	-	-	1-5	.200	-	-	-	-	-	-	-	-	-	-	-	-	-	-	2	1.0
Richards, Scott - 1979-81	29	-	-	24-67	.358	-	-	16-23	.696	-	-	-	-	35	-	4	23	-	-	64	2.2
Rogers, Larry - 1974-75	26	-	-	118-260	.454	-	-	33-53	.623	-	-	-	-	77	2	22	43	-	-	269	10.3
Rutherford, Dwayne - 1986-90	129	2114	16.4	399-849	.470	107-266	.402	286-395	.724	67	214	281	2.2	195	2	541	183	10	153	1191	9.2
Rutledge, Stanley - 1986-87	12	75	6.3	18-33	.545	-	-	3-6	.500	11	7	18	1.5	11	-	2	4	-	-	39	3.3
Ryan, Mike - 1976-77	3	-	-	-	-	-	-	5-7	.714	-	-	-	-	2	-	-	-	-	-	5	1.7
Sanchez, John - 1976-80	106	-	-	444-839	.529	-	-	216-289	.747	-	-	-	-	228	7	154	77	17	-	1104	10.4
Scott, Colby - 1975-76	8	-	-	4-14	.286	-	-	4-4	1.000	-	-	-	-	11	-	-	8	-	-	12	1.5
Shepard, Darren - 1988-90	64	556	8.7	136-274	.496	-	-	98-148	.662	48	53	101	1.6	30	-	48	29	5	22	370	5.8
Shipley, Dave - 1975-79	104	-	-	440-1010	.436	-	-	166-240	.692	-	-	-	-	248	11	150	97	-	-	1046	10.1

OVC CHAMPIONS • 2000 // OVC TOURNAMENT CHAMPIONS • 2000 // NCAA TOURNAMENT • 2000

FOLLOW THE REDHAWKS AT GOSOUTHEAST.COM





RECORDS

CAREER STATS (SINCE 1968-69)

Season	G-GS	Min	Avg	FG-FGA	Pct	3FG-3FGA	Pct	FT-FTA	Pct	Off	Def	Tot	Avg	PF	FO	A	TO	Blk	Stl	Pts	Avg
Simpson, John - 1988-90	48	193	4.0	46-126	.365	0-10	.000	38-52	.731	15	23	38	0.8	27	-	22	11	2	13	130	2.7
Since, Rusty - 1970-71	7	-	-	9-14	.643	-	-	3-4	.750	-	-	-	-	3	-	-	-	-	-	21	3.0
Smith, Michael - 1980-81	20	-	-	38-76	.500	-	-	21-28	.750	-	-	-	-	26	-	46	34	-	-	97	4.9
Steighost, Mark - 1971-72	19	-	-	26-84	.310	-	-	18-24	.750	-	-	-	-	28	1	-	-	-	-	70	3.7
Stiegemeyer, Hunter - 1976-78	51	-	-	134-271	.494	-	-	71-110	.645	-	-	-	-	136	3	17	48	-	-	339	6.6
Suggs, Owen - 1975-76	24	-	-	46-102	.451	-	-	25-40	.625	-	-	-	-	27	-	18	14	-	-	117	4.9
Switzer, Steve - 1983-84	18	136	7.6	13-31	.419	-	-	4-10	.400	-	-	-	-	29	2	7	12	-	-	30	1.7
Tappmeyer, Steve - 1977-79	54	-	-	267-479	.557	-	-	183-230	.796	-	-	-	-	45	-	-	-	-	-	717	13.3
Taylor, Ernest - 1988-89	23	558	24.3	97-247	.393	44-101	.436	43-58	.741	26	41	67	2.9	74	5	69	48	-	50	281	12.2
Thames, Thomas - 1990-91	20	544	27.2	109-209	.522	-	-	62-108	.574	68	133	201	10.1	52	-	11	38	21	15	280	14.0
Thomas, Anthony - 1978-82	108	-	-	287-610	.470	-	-	116-197	.589	-	-	249	2.3	182	2	48	92	83	27	690	6.4
Thomas, Bass - 1981-82	13	-	-	13-29	.448	-	-	4-9	.444	-	-	19	1.5	11	-	4	7	-	6	30	2.3
Timmerman, Kevin - 1975-77	18	-	-	14-28	.500	-	-	5-11	.455	-	-	-	-	9	-	6	11	-	-	33	1.8
Turner, Derick - 1985-87	65	1657	25.5	300-556	.540	0-1	.000	138-231	.597	105	332	437	6.7	138	3	44	118	22	41	738	11.4
Tuttle, Don - 1968-69	6	-	-	13-23	.565	-	-	5-6	.833	-	-	-	-	8	5	-	-	-	-	31	5.2
Valli, Steve - 1973-75	50	-	-	306-625	.490	-	-	132-183	.721	-	-	-	-	137	6	79	111	-	-	744	14.9
Venson, Anthony - 1980-84	101	744	7.4	440-950	.463	-	-	251-315	.797	-	-	74	0.7	215	3	321	266	0	32	1131	11.2
Wade, Tom - 1977-78	21	-	-	61-139	.439	-	-	20-24	.833	-	-	-	-	15	-	-	-	-	-	142	6.8
Wendling, Warren - 1980-82	39	-	-	109-207	.527	-	-	67-77	.870	-	-	58	1.5	75	2	80	45	4	19	285	7.3
Wilhoit, Robin - 1976-80	84	-	-	160-335	.478	-	-	122-142	.859	-	-	-	-	128	7	110	71	2	-	442	5.3
Williams, Charles - 1986-87	9	36	4.0	2-10	.200	0-2	.000	1-3	.333	3	3	6	0.7	5	0	2	4	1	0	5	0.6
Wilson, Lawrence - 1986-90	128	2100	16.4	400-768	.521	4-14	.286	282-402	.701	195	285	480	3.8	255	12	121	148	43	63	1086	8.5
Woodfork, Forrest - 1986-88	39	294	7.5	55-97	.567	1-3	.333	25-43	.581	24	21	45	1.2	31	0	24	16	8	13	136	3.5



ALL-TIME LETTERMEN

RECORDS



Name	Letters	Years	Name	Letters	Years	Name	Letters	Years	Name	Letters	Years
Fred Abraham	2	1998-00	John Boyd	2	1966-68	Jewel Crawford	4	1980-84	Bill Giessing	4	1959-63
Hayes Adams	3	1935-39	John Bradford	2	1950-52	Erwin Crecelius	1	1920-21	Gary Gilbert	4	1951-55
Jeff Adams	1	1979-80	Jarekious Bradley	2	2013-15	Wayne Crippen	3	1956-59	Bill Cohen	2	1941-43
Paul Adams	1	1953-54	Claude Bragg	4	1928-32	Reginald Crisp	2	1995-97	George Godwin	4	1934-38
Aaron Adeoye	1	2014-15	Roscoe Branch	2	1939-41	Grover Crites	2	1936-38	Reggie Golson	2	2003-05
Tony Agosti	2	1938-40	Mike Branson	2	1998-00	Cliff Cromer	2	1944-46	Robert Goodwin	3	1947-50
Anthony Allison	2	2009-11	Brandon Braswell	2	1989-91	Nate Crowden	2	1978-80	Dainmon Gonner	2	2003-05
Fred Anderson	2	1968-70	Ledarius Brewer	2	2017-19	Khalil Cuffee	1	2018-19	Monte Gordon	2	2001-02
Jim Anderson	2	1970-72	Larry Briggs	4	1967-71	Jonathan Dalton	3	2016-19	Dennis Govro	1	1921-22
Rolla Anderson	2	1941-43	Harold Brinkopf	2	1948-50	Lyman Dole	1	1926-27	Bill Graham	2	1954-56
Tony Anderson	1	2015-16	James Brinkopf	2	1944-46	Tim Daughtery	4	1921-26	Twyman Grant	1	1923-24
Joel Angus III	1	2015-16	Leon Brinkopf	1	1944-45	Charles Davenport	4	1965-69	Cole Grapperhaus	1	2002-03
Chris Arand	4	1981-85	Marcus Brister	2	2010-12	Eugene Dawson	1	1949-50	Darrian Gray	2	2013-15
Kevin Arand	2	1972-74	Randy Brock	1	1983-84	Jerome Days	2	1994-96	Ron Gray	3	1958-61
Paul Arand	2	1978-80	Lew Brookins	2	1981-83	Drew DeMond	3	2001-02	Weldon Gray	1	1948-49
Ron Armstrong	2	1984-86	Keith Brooks	3	1989-94	Kip Denkins	2	1986-88	Bill Green	1	1974-75
Jim Baker	3	1972-75	Erwin Brown	1	1977-78	Bill DePriest	1	1969-70	Brent Gregston	2	1970-72
Mark Baker	2	1973-75	Byron Bruffee	2	1956-58	Eelco Derks	4	1989-93	Brandon Griffin	2	2002-04
Bob Ballenger	3	1954-57	Dante Bryant	1	1996-97	Don Deleting	2	1955-57	Ken Grindstaff	1	1953-54
Elmer Balzer	3	1952-55	Harold Buckhorn	1	1950-51	Russell Devore	4	1929-33	Mike Gross	4	1960-65
Rae-Vonn Banks	1	2009-10	Hartford Buckminster	2	1925-27	Danny Dohogne	2	1989-91	R.C. Grossheider	2	1966-68
Desi Barmore	1	1978-79	Brian Bunche	2	1998-00	Robby Dosier	1	2015-16	Ketshner Guerrier	2	2004-06
James Barnes	2	1990-92	John Burford	1	1920-21	Glen Doughty	1	1975-76	Kyle Gullett	1	2015-16
Alan Barnett	2	1981-83	Roscoe Burgess	3	1927-30	Roger Drake	2	1967-69	Carrel Gunnell	1	1940-41
Cary Barks	1	1976-77	Bob Burns	1	1945-46	Jimmy Drew	2	2006-08	Eddie Gunns	1	1991-92
Rae-Vonn Banks	1	2010-11	Don Burt	1	1943-44	Tom Drexler	2	1963-65	Charles Haas	1	1956-57
Wally Barrows	1	1953-54	Cameron Butler	2	2009-11	Delray Drury	1	1969-70	Bob Hagedorn	1	1958-59
Ray Bartle	2	1978-80	Joe Cagle	4	1973-77	Ken Dyson	1	1960-61	Brett Hale	4	2001-05
Bob Basola	2	1963-65	Alex Caldwell	1	2018-19	Tahj Eaddy	1	2016-17	Weldon Hager	3	1943-48
Roland Bassett	2	1975-77	Don Call	2	1969-71	John Economos	2	1995-97	Paul Hale	2	1971-73
Alex Beason	1	1991-92	Jamaal Calvin	4	2013-17	Cecil Edmondson	1	1921-21	Anthony Hall	2	1984-86
Jack Becker	1	1964-65	George Camp	1	1960-61	Chris Edwards	4	1983-87	Phillip Hall	1	1944-45
Jack Behrens	3	1940-43	Dan Campbell	1	1945-46	Rich Eichhorst	4	1952-56	Paul Haman	4	1939-46
Bill Bekebrede	2	1964-66	James Campbell	2	1980-82	William "Bud" Eley	4	1995-99	Rich Hantak	1	1983-84
Ryan Belcher	1	2004-05	Jacob Carey	1	1978-79	Riley Ellis	2	1984-86	C. P. Harris	3	1922-25
Jaylen Benton	1	2016-17	Jim Carter	2	1964-66	Bill Engleman	2	1950-52	Darryl Harris	3	1981-89
Jim Belobraydic	2	1950-52	Randy Carter	3	1973-76	Ray Estes	4	1949-53	Mort Harris	3	1926-29
Sam Below	2	1961-63	Chris Chambers	2	1994-96	Gary Evans	1	1958-59	Eddie Hart	2	1981-85
Farrell Benefiel	2	1947-49	Joseph Chavez	1	1944-45	Ron Evans	1	1982-83	Marcus Harvey	1	1972-73
Mark Bentlage	2	1975-78	Antonius Cleveland	4	2013-17	John Everette	1	1990-91	Allen Hatchett	2	1995-97
Clarence Bergman	3	1928-31	Percy Clippard	3	1949-52	Colin Ferguson	1	2012-13	Jim Haug	2	1984-86
Joe Bertling	1	1951-52	Kirt Cochran	2	1984-86	Walter Ford	4	1928-32	Arvin Haynes	2	1977-79
Charlie Bertrand	4	1964-68	Bob Coffey	2	1948-50	Danny Foster	1	1978-79	Les Hemmer	2	1962-64
Mark Beussink	2	1975-77	Johnnie Coleman	3	1988-91	Ken Foster	1	1953-54	Damarcus Hence	4	2001-04
Carl Bidewell	3	1940-43	Ladarius Coleman	1	2014-15	Brandon Foust	2	2006-08	Cornall Henderson	4	1972-76
Burl Billington	1	1938-39	Cleo Conley	2	1986-88	Waylon Francis	2	2004-06	Ted Henderson	1	1987-88
Leonard Bishop	2	1972-74	Curtis Conyears	1	1980-81	Jerry Freshwater	4	1991-95	Malcomn Henry	4	1985-89
Bruce Bisset	1	1932-33	Paul Copeland	4	1952-56	Brent Fraeaeuf	2	1976-78	Ralph Henson	3	1985-88
Paul Blain	2	1959-61	Barry Copelin	1	1977-78	Bill Funkhouser	1	1958-59	Charles Herbert	3	1985-88
John Boggio	2	2002-04	Vernon Cornego	2	1972-74	Isaiah Gable	2	2017-19	Jaycen Herring	1	2008-09
Luther Bonds	2	1992-94	Kahn Cotton	2	1997-99	Jonathon Gaines	2	1990-92	Ron Hextell	1	1965-66
Roy Booker	1	2005-06	C.A. Cox	1	1948-49	Denny Gamon	2	1962-64	Gene Hill	2	1964-66
John Boos	1	1971-72	Floyd Cox	3	1957-60	Nolan Goulding	1	1960-61	Jim Hill	1	1980-81
Neal Botsch	1	1967-68	Adam Crader	3	2001-04	Milton Gehrs	3	1926-30	Johnny Hill	4	2006-10
			Mike Crain	2	1992-94	Bill George	4	1953-57	Sam Hill	2	1972-74

OVC CHAMPIONS • 2000 // OVC TOURNAMENT CHAMPIONS • 2000 // NCAA TOURNAMENT • 2000

FOLLOW THE REDHAWKS AT GOSOUTHEAST.COM





RECORDS

ALL-TIME LETTERMEN

James Hines	2	1949-51	Edwin Kiehne	2	1921-25	Carl Mayer	4	1935-40	Mike Nelke	1	2003-05
Willard Hobbs	2	1929-31	Harold Kiehne	4	1934-38	Harold McAdams	2	1983-85	Willis Nichols	3	1946-49
Floyd Hodge	1	1960-61	Bill Kies	1	1937-38	Leo McClard	1	1944-45	Carl Nicholson	2	1985-88
Skyler Hogan	1	2018-19	Aven Kinder	1	1923-24	Leroy McClard	1	1944-45	Jerry Nicholson	1	1967-68
Paul Holifield	1	1960-61	Demetrius King	2	2001-03	Tony McClellon	3	1980-83	Larry Nickell	1	1960-61
Will Holifield	1	2013-14	James King	1	1969-70	Donnie McClinton	2	1982-84	Nick Niemczyk	2	2011-13
Anthony Holt	1	1994-95	Jim King	1	1970-71	Eric McCrary	1	2009-10	Pat Niemczyk	1	1979-80
Richard Hoot	1	1944-45	Mike Kirby	2	1976-78	Emmanuel McCuthison	2	1999-01	Doan Noce	1	1927-28
Ron Hooten	1	1960-61	Dave Kirk	1	1963-64	Charles McDermott	1	1943-44	Henry Norman	3	1935-38
Brainard Hope	1	1927-28	Israel Kirk	2	2008-10	Gene McDonald	4	1933-37	William Norvell	1	1943-44
Charles Hopson	1	1986-87	Robert Kirkpatrick	1	1955-56	Joe McDonald	4	1933-37	Marion Nothdurft	1	1937-38
Zach House	2	2010-12	Devron Kirksey	3	1994-97	Larry McDonnell	1	1943-44	Logan Nutt	1	2011-12
Bob Howard	1	1948-49	Richard Klasing	1	1949-50	Lloyd McDowell	2	1934-36	Lucas Nutt	4	2010-14
Steve Howell	2	1964-66	Terry Klein	1	1966-67	Ray McFarland	1	1956-57	Roger Oldfield	1	1957-58
Brady Howe	1	1974-75	Jack Klosterman	4	1941-48	Ernest McFerron	2	1974-76	Frank Owen	4	1932-36
William Hubbard	4	1931-35	Tom Krebs	3	1956-59	Lennies McFerron	1	1973-74	Nathan Owen	2	1997-99
Camille Huber	4	1930-34	Devon Lake	3	1989-93	William McGeehon	4	1945-49	Dan Padgett	2	1979-81
Herman Hunt	1	1970-71	Luther Lake	1	1926-27	Eric McGill	1	2015-16	Larry Page	1	1982-83
Mike Hunt	1	1977-78	Jeff Landgraf	3	1970-73	Gabe McGlothlan	1	2018-19	Paul Paradoski	2	2004-06
Paul Hunter	3	1925-28	Vernon Landgraf	2	1942-47	Harold McLaughlin	1	1947-48	William Parker	3	1937-40
Jere Huss	1	1961-62	Eddie Lane	1	1981-82	Gary McLeod	1	1957-58	Josh Payne	1	1994-95
Carl Jacobs	1	1978-79	Josh Langford	2	2013-15	Alvin McRaven	2	1944-47	Mike Payne	2	1970-72
Lynn James	1	1924-25	Charles LaPierre	3	1930-34	Paul McRoberts	1	2013-14	Roderick Pearson	2	2006-08
Paul Jenkins	1	1925-26	Mark Laros	2	2017-19	Terry Mead	2	1981-83	Sam Pearson	1	2009-10
Bob Johnson	1	1977-78	Mitchell Launius	1	1945-46	Ray Meton	1	1942-43	Thomas Peeler	1	1948-49
Cory Johnson	2	1997-99	Larry Lawrence	2	1972-74	John Merrick	2	1967-69	Dionte Perry	1	2006-07
David Johnson	2	2006-08	Archie Lawson	2	1986-88	Robert Merrick	4	1946-50	Dorst Pfothenhauer	4	1926-30
Don Johnson	1	1977-79	Mark Lewis	2	1983-85	Don Metz	3	1967-70	Dawson Pikey	2	1959-61
Fred Johnson	1	1971-72	Mike Lewis	4	1987-91	Jim Meyer	1	1963-64	Dave Pilla	1	1976-77
Kenny Johnson	1	2001-02	Joe Loewe	1	1953-54	Louis Meyer	4	1921-25	Garry Pirsch	4	1972-76
Mark Johnson	2	1993-95	Jim Logan	2	1979-81	Paul Meyer	3	1956-59	Michael Poole	2	1982-84
Nino Johnson	4	2011-15	Jim Long	1	1969-70	Kermit Meystedt	3	1964-67	Michael Porter	2	2011-13
Roderick Johnson	2	1998-00	Ken Long	1	1956-58	Iverson Mitchei	2	1923-25	Otto Porter	2	1979-81
A.J. Jones	1	2012-13	John Lorberg	1	1957-58	Dwayne Miles	2	1956-58	Leon Powell	2	2010-12
Bijon Jones	1	2008-09	Mike Lerch	1	1960-61	LaQuentin Miles	1	2009-10	Norman Prather	1	2003-04
Calvin Jones	2	1988-90	Donnie Lewis	2	2017-19	Bob Miller	4	1960-64	Don Pritchard	3	1931-34
Eric Jones	1	2005-06	Ralph Lowry	1	1944-45	Dennis Miller	1	1925-26	Marvin Proffer	4	1950-53
Isiah Jones	2	2014-16	Kenneth Luke	2	1936-38	Jack Miller	1	1921-22	Ray Pugh	3	1985-89
J.T. Jones	1	2014-15	Joe Luker	1	1960-61	John Miller	1	1969-70	Dave Radcliff	2	1941-43
Nyah Jones	2	1999-01	Bob Lutsch	1	1961-62	Dan Milligan	4	1965-69	Martin Radmer	3	1944-47
Rob Jones	1	1990-91	Richard Lyte	1	1996-97	Don Mirth	2	1956-58	Ronny Rankin	2	1984-96
Rolin Jones	3	1932-35	Doyle Mabury	4	1955-59	Tom Mitchel	2	1974-76	James Ranney	1	1920-21
Sam Jones	1	1932-33	William Mahew	2	1925-27	Bob Mize	2	1947-49	Paul Ranson	3	1961-64
Tony Jones	2	1983-85	Denzel Mahoney	2	2016-18	Nick Momot	1	1949-50	Denzil Ratliff	1	1960-61
Waylan Jones	2	2010-12	Bob Manns	2	1950-52	David Montgomery	2	1996-98	Vivan Reed	3	1959-62
Bill Jordan	4	1960-64	Rod Mansker	1	1957-58	Herbert Moore	2	1921-23	Clifford Reedy	1	1943-44
Kenny Jordan	2	1979-81	Dennis Maritz	4	1970-74	Kenard Moore	1	2008-09	C.J. Reese	1	2013-14
Oscar Kao	1	2018-19	Kevin Marquardt	2	1978-80	Jermall Morgan	2	1993-95	Bob Reiche	3	1959-62
Perry Kegly	2	1959-61	Gerald Martin	1	1960-61	Matt Morris	4	1997-01	Andrew Reid	2	1970-72
Quinton Kellar	2	1994-47	Fred Masteller	2	1933-35	Michael Morris	4	1984-88	John Reid	1	1958-59
Lakeo Keller	2	1996-98	Guy Matthews	1	1921-22	Ray Mosby	2	1975-77	Michael Rembert	2	2006-08
Trey Kellum	2	2015-17	Don Maxey	3	1949-52	Russ Mothershead	3	1975-78	Keith Ressel	2	1988-90
Coultas Kemp	1	1927-28	Andy Maxwell	1	1970-71	Herb Mulkey	4	1938-42	Ted Reynolds	2	1975-77
Joe Kersting	1	1951-52	Jajuan Maxwell	3	2006-10	Gene Munger	3	1953-56	Larry Rhodes	2	1963-65
Arthur Kiehne	4	1923-27	Dan May	4	1967-71	Greg Neihart	1	1971-72	Marcus Rhodes	2	2006-08



ALL-TIME LETTERMEN

RECORDS



Scott Richards	2	1979-81	Bob Speidel	2	1949-51	Milos Vranes	2	2016-18
Don Richardson	1	1942-43	Mark Steighorst	1	1971-72	Tom Wade	1	1977-78
John Richie	1	1958-59	Butch Steigman	2	1961-63	Jerry Walker	1	1969-70
Irvin Richmond	3	1937-40	James Stephens	1	1959-60	Marvin Walker	1	1958-59
Albert Riedel	1	1943-44	Jaylin Stewart	1	2015-16	Randy Walker	1	1944-45
Don Ringstaff	2	1962-64	Hunter Stiegemeyer	2	1976-78	Marcus Wallace	1	2014-15
Ray Rippelmeyer	3	1953-55	Randy Stockbarger	1	1969-70	Demetrius Watson	2	1997-99
Carl Ritter	4	1958-63	Michael Stokes	2	1999-01	Daniel Weaver	2	2000-02
Kevin Roberts	2	2001-03	Tyler Stone	3	2011-14	Warren Wendling	2	1980-82
Bill Robinson	2	1953-55	Kyle Stroder	1	2013-14	Calvert White	2	1996-98
Pili Robinson	2	1991-95	Robert Stout	1	1948-49	Derrick White	2	1993-95
Larry Rogers	1	1974-75	John Stuhlmann	1	1967-68	Ed White	1	1943-44
Terry Rogers	1	2001-02	Jerry Suedekum	1	1964-65	Jared White	1	2012-13
Terrill Rolling	2	1990-92	Owen Suggs	1	1975-76	Tyrell White	2	2005-07
Elmer Rudloff	2	1956-58	Charles Sullivant	1	1949-50	Jim Wiessenborn	1	1953-54
Jack Russell	4	1940-44	Doyle Summers	1	1922-23	Corey Wilford	2	2011-13
LaMont Russell	2	2008-10	Elmer Sutterfield	1	1922-23	Robin Wilhoit	4	1976-80
Nygal Russell	1	2018-19	James Sutton	2	1993-95	Ken Wilkerson	2	1964-66
Dwayne Rutherford	4	1986-90	Steve Switzer	1	1983-84	Telvin Wilkerson	1	2011-12
Stanley Rutledge	3	1986-89	Robert Talbert	2	1927-29	Charles Williams	1	1986-87
Mike Ryan	1	1976-77	Steve Tappmeyer	2	1977-79	Clarence Williams	1	1928-29
Fred Saalfeld	2	1954-56	Earnest Taylor	2	1988-90	Curtis Williams	3	1964-67
Brandon Samuels	1	1991-92	Marvin Teel	2	1961-63	Terrick Willoughby	4	2003-07
Amory Sanders	2	1999-01	Thomas Thames	2	1989-91	Jerry Wilson	2	1950-52
Scott Sanford	1	1992-93	T.J. Thomas	1	2014-15	Derek Winans	4	2001-05
John Sanchez	4	1976-80	Anthony Thomas	4	1978-82	Lawrence Wilson	4	1986-90
Chester Sarff	2	1929-31	Bass Thomas	1	1981-82	Tony Wofford	2	1991-93
Jefferson Sarff	1	1928-29	Ryan Thomas	2	1998-00	Forrest Woodfork	2	1986-88
Dewayne Saulsberry	1	1997-98	Derek Thompson	1	2009-10	Caleb Woods	2	2013-15
Don Schaffer	1	1969-70	J.J. Thompson	1	2014-15	Current lettermen in Bold		
Tim Scheer	4	2000-03	James Thornton	2	1935-38			
Fred Scheppman	1	1922-23	Thal Thrower	2	1963-65			
Edwin Schmidt	1	1928-29	Thom Thrower	1	1957-58			
Nate Schulte	1	2010-11	Royal Tibi	1	1921-22			
Colby Scott	1	1975-76	Kevin Timmerman	2	1975-77			
Curtis Shelton	4	1990-94	Jacob Tolbert	1	2012-13			
Joel Shelton	1	2001-02	Sage Tolbert	1	2018-19			
Darien Shepard	2	1988-90	Naemon Townsend	2	1962-64			
Dave Shipley	4	1975-79	Don Tune	1	1958-59			
Antonio Short	2	1999-01	Derick Turner	2	1985-87			
John Shoush	2	1967-69	Dwight Turner	4	1962-66			
Hub Shroyer	2	1936-38	Rich Turner	1	1969-70			
Gene Sides	1	1932-33	Don Tuttle	2	1968-70			
Daniel Simmons	2	2016-18	Joe Uhls	3	1940-48			
John Simpson	1	1988-89	Pete Ulmer	3	1965-68			
Bill Sims	2	1954-56	Robert Umfleet	1	1956-57			
Randy Since	1	1970-71	Larrv Underwood	3	1965-68			
Matt Sisley	2	1992-94	Herb Upton	4	1944-49			
Bob Smith	3	1950-53	Steve Valli	2	1973-75			
Butch Smith	1	1966-67	Tim Van Meter	2	1920-22			
Lloyd Smith	2	1922-24	Urah Vardell	1	1958-59			
Marland Smith	4	2009-13	Bob Varel	1	1965-66			
Michael Smith	1	1980-81	Anthony Vernon	4	1980-84			
Travis Smith	4	1994-98	Freddie Vest	1	1948-49			
Elmer Solberg	2	1947-49	Ed Viehmann	1	1953-54			

OVC CHAMPIONS • 2000 // OVC TOURNAMENT CHAMPIONS • 2000 // NCAA TOURNAMENT • 2000

FOLLOW THE REDHAWKS AT GOSOUTHEAST.COM





RECORDS

OVC TOURNAMENT HISTORY

Southeast Missouri's OVC Tournament Breakdown

Appearances (Years).....	15
(1997, 1998, 1999, 2000, 2001, 2002, 2003, 2005, . 2007, 2011, 2012, 2013, 2014, 2015, 2017)	
Record.....	11-14
Record at Municipal Auditorium.....	5-6
Titles.....	1 (2000)
First Appearance.....	1997
Last Appearance.....	2017
Last OVC Tournament Result	
Lost to #4 Jacksonville State, 74-51 on Mar. 2, 2017	
Championship Game Appearances.....	2 (1999, 2000)

Southeast Missouri's OVC Tournament Record As:

#2 Seed.....	5-1
#5 Seed.....	2-4
#6 Seed.....	3-5
#7 Seed.....	1-2
#8 Seed.....	0-2

Southeast Missouri's OVC Tournament Record Vs:

#1 Seed.....	1-2
#2 Seed.....	0-2
#3 Seed.....	2-5
#4 Seed.....	0-4
#5 Seed.....	0-1
#6 Seed.....	3-0
#7 Seed.....	3-0
#8 Seed.....	2-0

Results of OVC Tournaments which Southeast Missouri Participated

1997 - Nashville, Tennessee Gaylord Entertainment Center

First Round (at campus sites)
#1 Austin Peay 106, #8 Morehead State 83
#2 Murray State 76, #7 Tennessee State 63
#3 Middle Tennessee 89, #6 Southeast Missouri 74
#4 Tennessee Tech 83, #5 Eastern Illinois 81
Semifinals
Austin Peay 70, Tennessee Tech 60
Murray State 74, Middle Tennessee 48
Championship
Murray State 88, Austin Peay 85^{OT}

1998 - Nashville, Tennessee Gaylord Entertainment Center

First Round (at campus sites)
#1 Murray State 84, #8 Tennessee Tech 63
#7 Tennessee State 84, #2 Eastern Illinois 79
#3 Middle Tennessee 61, #6 Eastern Kentucky 49
#4 Austin Peay 76, #5 Southeast Missouri 46
Semifinals
Murray State 81, Austin Peay 56
Tennessee State 74, Middle Tennessee 70
Championship
Murray State 92, Tennessee State 69

1999 - Nashville, Tennessee Gaylord Entertainment Center

First Round (at campus sites)
#1 Murray State 96, #8 Tennessee Tech 61
#2 Southeast Missouri 78, #7 Eastern Illinois 57
#3 Middle Tennessee 75, #6 Tennessee State 68
#5 Morehead State 82, #4 Austin Peay 77
Semifinals
Murray State 92, Morehead State 69
Southeast Missouri 82, Middle Tennessee 74
Championship
Murray State 62, Southeast Missouri 61

2000 - Nashville, Tennessee Gaylord Entertainment Center

First Round (at campus sites)
#1 Murray State 83, #8 Tennessee State 58
#2 Southeast Missouri 76, #7 UT Martin 74
#6 Middle Tennessee 87, #3 Tennessee Tech 70
#4 Eastern Illinois 107, #5 Austin Peay 100^{2OT}
Semifinals
Murray State 89, Eastern Illinois 70
Southeast Missouri 78, Middle Tennessee 60
Championship
Southeast Missouri 67, Murray State 56

2001 - Nashville, Tennessee Gaylord Entertainment Center

First Round (at campus sites)
#1 Tennessee Tech 69, #8 UT Martin 58
#2 Eastern Illinois 102, #7 Morehead State 80
#3 Murray State 114, #6 Tennessee State 100
#4 Austin Peay 72, #5 Southeast Missouri 70^{OT}
Semifinals
Austin Peay 83, Tennessee Tech 63
Eastern Illinois 97, Murray State 71
Championship
Eastern Illinois 84, Austin Peay 83

2002 - Louisville, Kentucky Kentucky International Convention Center

First Round (at campus sites)
#1 Tennessee Tech 73, #8 Southeast Missouri 56
#2 Morehead State 91, #7 Tennessee State 82
#3 Murray State 103, #6 Eastern Illinois 56
#4 Austin Peay 72, #5 UT Martin 69
Semifinals
Tennessee Tech 86, Austin Peay 77
Murray State 89, Morehead State 75
Championship
Murray State 70, Tennessee Tech 69

2003 - Nashville, Tennessee Gaylord Entertainment Center

First Round (at campus sites)
#1 Austin Peay 83, #8 Eastern Kentucky 80
#2 Morehead State 91, #7 Southeast Missouri 84
#3 Tennessee Tech 76, #6 UT Martin 62
#4 Murray State 74, #5 Eastern Illinois 63

Semifinals

Austin Peay 59, Murray State 58^{OT}
Tennessee Tech 88, Morehead State 71
Championship
Austin Peay 63, Tennessee Tech 57

2005 - Nashville, Tennessee Gaylord Entertainment Center

First Round (at campus sites)
#1 Tennessee Tech 72, #8 Eastern Illinois 68
#2 Eastern Kentucky 74, #7 Tennessee State 68
#6 Southeast Missouri 61, #3 Murray State 58
#5 Austin Peay 71, #4 Samford 60
Semifinals
Austin Peay 67, Tennessee Tech 61
Eastern Kentucky 69, Southeast Missouri 52
Championship
Eastern Kentucky 52, Austin Peay 46

2007 - Nashville, Tennessee Gaylord Entertainment Center

First Round (at campus sites)
#1 Austin Peay 89, #8 Tennessee State 84^{OT}
#2 Eastern Kentucky 63, #7 Morehead State 45
#3 Tennessee Tech 88, #6 Southeast Missouri 60
#5 Samford 70, #4 Murray State 60
Semifinals
Austin Peay 65, Samford 55
Eastern Kentucky 57, Tennessee Tech 54
Championship
Eastern Kentucky 63, Austin Peay 62

2011 - Nashville, Tennessee Municipal Auditorium

First Round
#8 UT Martin 68, #5 Tennessee State 64
#7 Southeast Missouri 65, #6 Eastern Kentucky 49
Quarterfinals
#4 Tennessee Tech 83, UT Martin 59
#3 Austin Peay 76, Southeast Missouri 60
Semifinals
Tennessee Tech 64, #1 Murray State 59
#2 Morehead State 68, Austin Peay 49
Championship
Morehead State 80, Tennessee Tech 73

2012 - Nashville, Tennessee Municipal Auditorium

First Round
#5 Southeast Missouri 75, #8 Eastern Kentucky 65
#7 Jacksonville State 75, #6 Austin Peay 70
Quarterfinals
#4 Tennessee Tech 77, #5 Southeast Missouri 73
#3 Morehead State 68, #6 Jacksonville State 54
Semifinals
#1 Murray State 78, #4 Tennessee Tech 58
#2 Tennessee State 59, #3 Morehead State 52
Championship
#1 Murray State 54, #2 Tennessee St. 52



OVC TOURNAMENT HISTORY

RECORDS



2013 - Nashville, Tennessee Municipal Auditorium

First Round

#5 Morehead State 73, #8 UT Martin 66
#6 Southeast Missouri 78, #7 Eastern Illinois 68

Quarterfinals

#4 Tennessee State 88, #5 Morehead State 75
#3 Eastern Kentucky 84, #6 Southeast Missouri 69

Semifinals

#1 Belmont 82, #4 Tennessee State 73
#2 Murray State 81, #3 Eastern Kentucky 73

Championship

#1 Belmont 70, #2 Murray State 68

2014 - Nashville, Tennessee Municipal Auditorium

First Round

#5 Tennessee Tech 74, #8 SIU Edwardsville 67
#6 Southeast Missouri 79, #7 Eastern Illinois 61

Quarterfinals

#4 Morehead State 76, #5 Tennessee Tech 61
#3 Eastern Kentucky 84, #6 Southeast Missouri 76

Semifinals

#1 Belmont 86, #4 Morehead State 63
#3 Eastern Kentucky 86, #2 Murray State 83

Championship

#3 Eastern Kentucky 79, #1 Belmont 73

2015 - Nashville, Tennessee Municipal Auditorium

First Round

#5 Morehead State 79, #8 Southeast Missouri 74
#6 Eastern Illinois 78, #7 SIU Edwardsville 66

Quarterfinals

#5 Morehead State 76, #4 UT Martin 65
#3 Belmont 97, #6 Eastern Illinois 64

Semifinals

#1 Murray State 80, #5 Morehead State 77
#3 Belmont 53, #2 Eastern Kentucky 52

Championship

#3 Belmont 88, #1 Murray State 87

2017 - Nashville, Tennessee Municipal Auditorium

First Round

#5 Southeast Missouri 78, #8 Tennessee State 75 ^{OT}
#7 Murray State 85, #6 Tennessee Tech 84 ^{2OT}

Quarterfinals

#4 Jacksonville State 74, #5 Southeast Missouri 51
#7 Murray State 75, #3 Morehead State 69

Semifinals

#4 Jacksonville State 65, #1 Belmont 59
#2 UT Martin 73, #7 Murray State 67

Championship

#4 Jacksonville State 66, #2 UT Martin 55

Southeast Missouri's NCAA Tournament Breakdown

Appearances (Year)..... 1 (2000)

Record.....0-1

Result

Lost to LSU, 64-61, in First Round at
Salt Lake City, Utah

Year-by-Year

OVC Tournament Winners

1948-49	Western Kentucky
1949-50	Eastern Kentucky
1950-51	Murray State
1951-52	Western Kentucky
1952-53	Western Kentucky
1953-54	Western Kentucky
1954-55	Eastern Kentucky
1963-64	Murray State
1964-65	Western Kentucky
1965-66	Western Kentucky
1966-67	Tennessee Tech
1974-75	Middle Tennessee
1975-76	Western Kentucky
1976-77	Middle Tennessee
1977-78	Western Kentucky
1978-79	Eastern Kentucky
1979-80	Western Kentucky
1981-82	Middle Tennessee
1982-83	Morehead State
1983-84	Morehead State
1984-85	Middle Tennessee
1985-86	Akron
1986-87	Austin Peay
1987-88	Murray State
1988-89	Middle Tennessee
1989-90	Murray State
1990-91	Murray State
1991-92	Murray State
1992-93	Tennessee State
1993-94	Tennessee State
1994-95	Murray State
1995-96	Austin Peay
1996-97	Murray State
1997-98	Murray State
1998-99	Murray State
1999-00	Southeast Missouri
2000-01	Eastern Illinois
2001-02	Murray State
2002-03	Austin Peay
2003-04	Murray State
2004-05	Eastern Kentucky
2005-06	Murray State
2006-07	Eastern Kentucky
2007-08	Austin Peay
2008-09	Morehead State
2009-10	Murray State
2010-11	Morehead State
2011-12	Murray State
2012-13	Belmont
2013-14	Eastern Kentucky
2014-15	Belmont
2015-16	Austin Peay
2016-17	Jacksonville State
2017-18	Murray State
2018-19	Murray State

Team Records in OVC Tournament

Akron (1978-87).....	4-2
Austin Peay (1962-present).....	44-35
Belmont (2012-present).....	8-5
East Tennessee State (1957-78).....	3-6
Eastern Illinois (1996-present).....	7-15
Eastern Kentucky (1948-present).....	38-34
Evansville (1948-52).....	1-4
Jacksonville State (2003-present).....	7-6
Louisville (1948-50).....	2-1
Marshall (1949-52).....	2-4
Middle Tennessee State (1952-00).....	23-24
Morehead State (1948-present).....	33-44
Murray State (1948-present).....	71-37
Samford (2003-08).....	3-5
Southeast Missouri (1991-present).....	11-14
SIU Edwardsville (2012-present).....	0-4
Tennessee State (1986-present).....	12-26
Tennessee Tech (1949-present).....	25-44
UT Martin (1992-present).....	5-12
Western Kentucky (1948-82).....	34-7
Youngstown State (1980-88).....	3-5

Current OVC Members in Bold

All-Time Tournament Championship Breakdown

Murray State.....	17
Western Kentucky.....	10
Eastern Kentucky.....	6
Middle Tennessee.....	5
Austin Peay.....	5
Morehead State.....	4
Belmont.....	2
Tennessee State.....	2
Akron.....	1
Eastern Illinois.....	1
Southeast Missouri.....	1
Tennessee Tech.....	1
Jacksonville State.....	1

Southeast Missouri's OVC All-Tournament Selections

Mike Branson, F.....	1999
Bud Eley, C.....	1999
Mike Branson, F.....	2000
Roderick Johnson, F.....	2000
Denzel Mahoney, G.....	2017

Southeast Missouri's OVC Tournament Records vs.

*Austin Peay (last played in 2011).....	0-3
*Eastern Illinois (last played in 2014).....	3-0
*Eastern Kentucky (last played in 2014).....	2-3
Middle Tennessee (last played in 2000).....	2-1
*Morehead State (last played in 2003).....	0-2
*Murray State (last played in 2005).....	2-1
*Tennessee Tech (last played in 2012).....	0-3
*UT Martin (last played in 2000).....	1-0

* - Active OVC Members

OVC CHAMPIONS • 2000 // OVC TOURNAMENT CHAMPIONS • 2000 // NCAA TOURNAMENT • 2000





RECORDS

COACHING HISTORY

Clyde Elder

	<u>Overall</u>	<u>Pct.</u>
1906-07	0-2	.000

Eugene Wells

	<u>Overall</u>	<u>Pct.</u>
1907-08	3-0	1.000

Ferdinal Courleux

	<u>Overall</u>	<u>Pct.</u>
1908-09	-	-
1915-16	-	-
1916-17	-	-
1917-18	-	-
1918-19	-	-
1919-20	-	-
1920-21	-	-
1921-22	-	-
1922-23	-	-
1923-24	-	-
1924-25	-	-
1925-26	-	-
1926-27	1-7	.125
1927-28	3-11	.214
1929-30	1-15	.062
Total	98-97	.502

H.F. Schulte

	<u>Overall</u>	<u>Pct.</u>
1909-10	-	-
1910-11	-	-
1911-12	-	-
Total	12-6	.667

W.F. Cobb

	<u>Overall</u>	<u>Pct.</u>
1912-13	-	-
1913-14	-	-
1914-15	-	-
Total	10-5	.667

Jerry Lewis

	<u>Overall</u>	<u>Pct.</u>
1928-29	0-15	.000

George Flamank

	<u>Overall</u>	<u>Pct.</u>
1930-31	3-11	.214
1931-32	7-7	.500
Total	10-18	.357

Emmitt Stuber

	<u>Overall</u>	<u>Pct.</u>
1932-33	8-9	.471
1933-34	8-8	.500
1934-35	6-12	.333
1943-44	11-3	.786
1944-45	13-3	.813
1945-46	13-3	.813
Total	59-38	.608

Charles Harris

	<u>Overall</u>	<u>Pct.</u>
1935-36	14-3	.824
1936-37	13-3	.813
1937-38	10-6	.625
1938-39	11-7	.611
1939-40	7-12	.368
1940-41	9-11	.450
1941-42	12-6	.667
1942-43	19-6 \$.760
Total	95-54	.638

Joe McDonald

	<u>Overall</u>	<u>Pct.</u>
1946-47	11-8	.579
1947-48	10-9	.526
1948-49	7-12	.368
Total	28-29	.491

John Adams

	<u>Overall</u>	<u>Pct.</u>
1949-50	6-13	.316
1950-51	3-16	.158
1951-52	5-12	.294
Total	14-41	.255

Ralph Pink

	<u>Overall</u>	<u>Pct.</u>
1952-53	13-8	.619
1953-54	12-8	.600
1954-55	15-6	.714
1955-56	12-7	.631
1956-57	5-13	.278
1957-58	11-9	.550
Total	68-51	.569

Charles Parsley

	<u>Overall</u>	<u>Pct.</u>
1958-59	11-9	.550
1959-60	13-9	.591
1960-61	25-3	.893
1961-62	18-7 ! #	.720
1962-63	21-4 !	.840
1963-64	18-5 !	.783
1964-65	15-8	.652
1965-66	13-9	.591
1966-67	15-6	.714

1967-68	8-14	.363
1968-69	7-15	.318
1969-70	9-12	.429
Total	173-101	.631

! - MIAA Champions / # - NCAA Participant

Bob Cradic

	<u>Overall</u>	<u>Pct.</u>
1970-71	13-10	.565
1971-72	15-9	.625
1972-73	11-13	.458
1973-74	10-14	.417
1974-75	14-12	.538
1975-76	5-19	.208
Total	68-77	.469

Carroll Williams

	<u>Overall</u>	<u>Pct.</u>
1976-77	8-18	.308
1977-78	11-15	.423
1978-79	19-9 #	.679
1979-80	14-12	.538
1980-81	11-16	.407
Total	63-70	.474

- NCAA Participant



Gary Garner



COACHING HISTORY

RECORDS



Ron Shumate

	Overall	Pct.	MIAA	Pct.
1981-82	21-10 ! #	.677	9-3	.750
1982-83	25-6 ! #	.806	10-2	.833
1983-84	16-12	.571	7-5	.583
1984-85	24-8 ! #	.750	9-3	.750
1985-86	27-7 ! # %	.794	10-2	.833
1986-87	20-11 #	.645	8-6	.571
1987-88	28-4 ! #	.875	13-1	.929
1988-89	27-6 ! #	.818	12-2	.857
1989-90	26-5 #	.839	14-2	.875
1990-91	21-7	.750	12-4	.750
Total	235-76	.756	104-30	.776

! - MIAA Champions / # - NCAA Participant

% - NCAA National Finals Participant

NCAA Division I Era

	Overall	Pct.	OVC	Pct.
1991-92	12-16	.429	5-9	.357
1992-93	16-11	.593	9-7	.563
1993-94	10-17	.370	5-11	.313
1994-95	13-14	.481	7-9	.438
1995-96	8-19	.296	5-11	.313
1996-97	12-18	.400	9-9	.500
Total	71-95	.428	40-56	.417
Overall Total	306-171	.641		



Ron Shumate

Gary Garner

	Overall	Pct.	OVC	Pct.
1997-98	14-13	.519	10-8	.556
1998-99	20-9	.690	15-3	.833
1999-00	24-7 ! #	.774	14-4	.778
2000-01	18-12	.600	8-8	.500
2001-02	6-22	.214	4-12	.250
2002-03	11-19	.367	5-11	.313
2003-04	11-16	.407	4-12	.250
2004-05	15-14	.517	9-7	.563
2005-06	7-20	.259	4-16	.200
Total	126-132	.488	73-81	.474

! - OVC Champions / # - NCAA Participant

Scott Edgar

	Overall	Pct.	OVC	Pct.
2006-07	11-20	.355	9-11	.450
2007-08	1-19*	.050	1-13	.071
2008-09	3-9	.231	-	-
Total	15-48	.238	10-24	.294

* - 11 wins were vacated due to NCAA Division I infractions

Zac Roman

	Overall	Pct.	OVC	Pct.
2008-09	-	-	0-18	.000
Total	0-18	.000	0-18	.000

Coached the final 18 games of the 2008-09 season

Dickey Nutt

	Overall	Pct.	OVC	Pct.
2009-10	7-23	.233	3-15	.167
2010-11	10-22	.313	6-12	.333
2011-12	15-16	.484	9-7	.563
2012-13	17-16	.515	8-8	.500
2013-14	18-14	.563	8-8	.500
2014-15	13-17	.433	7-9	.438
Total	80-108	.426	41-59	.410

Rick Ray

	Overall	Pct.	OVC	Pct.
2015-16	5-24	.172	2-14	.125
2016-17	15-18	.455	9-7	.563
2017-18	14-17	.452	8-10	.444
2018-19	10-21	.323	5-13	.278
2019-20	7-24	.226	3-15	.167
Total	51-104	.329	27-59	.314



Charles Harris

OVC CHAMPIONS • 2000 // OVC TOURNAMENT CHAMPIONS • 2000 // NCAA TOURNAMENT • 2000





RECORDS

YEARLY RESULTS (SINCE 1962)

1961-62

Overall Record: 18-7
Head Coach: Charles Parsley

Opponent		SE	OPP
Arkansas State Teachers	W	83	74
Arkansas State	L	65	66
MacMurray (Ill.)	W	91	66
Kentucky Wesleyan	W	71	69
Concordia (St. Louis)	W	74	58
Peru State (Neb.)	L	61	65
Ottawa (Kan.)	W	88	66
Missouri S&T	W	93	71
Arkansas Tech	L	83	84
Central Missouri	L	69	76
Arkansas State	W	83	58
Northwest Missouri	W	65	62
Truman State	W	72	59
Northwest Missouri	W	86	56
Kentucky Wesleyan	L	83	93
Missouri State	W	91	67
Central Missouri	W	76	69
Missouri State	L	56	64
Missouri S&T	W	93	68
Truman State	W	77	74
Central Missouri	W	74	66
Missouri S&T	W	95	91 ^{OT}
Abilene Christian	W	57	55
Arkansas State	W	76	64
Nebraska Wesleyan	L	61	71 ^{OT}

* MIAA Champions

* NCAA Southwest Regional Participant

1962-63

Overall Record: 21-4
Head Coach: Charles Parsley

Opponent		SE	OPP
Union University	W	97	73
Arkansas State	W	90	81
Concordia (St. Louis)	W	91	74
UT Martin	W	93	77
Panhandle A&M	W	95	68
Missouri S&T	W	95	79
Missouri State	W	71	64
Northwest Missouri	W	92	70
Central Missouri	W	76	75
Concordia (St. Louis)	W	78	62
Missouri S&T	W	102	88
Southern Illinois	W	72	68
Truman State	W	76	70
Northwest Missouri	W	66	55
Truman State	W	55	52
Arkansas State	L	65	79
Missouri State	W	74	70
Northwest Missouri	W	72	58
Southern Illinois	W	67	60
Missouri State	W	74	73
Central Missouri	L	70	90
Missouri S&T	W	85	80
McKendree	W	104	70
Southern Illinois	L	79	86
Arkansas State	L	75	77

* MIAA Champions

1963-64

Overall Record: 18-5
Head Coach: Charles Parsley

Opponent		SE	OPP
Union University	W	95	90
Arkansas State	W	80	75
Concordia (St. Louis)	W	104	71
UT Martin	W	110	80
McKendree	W	84	66
Missouri S&T	W	74	63
Southern Illinois	L	62	70
Truman State	L	66	84
Truman State	W	80	77
UT Martin	W	63	56
Central Missouri	W	68	66
Arkansas State	L	53	75
Missouri S&T	W	105	62
Missouri State	L	76	83
Central Missouri	W	82	81
Northwest Missouri	W	102	71
Delta State	W	107	72
Ft. Leonard Wood	W	135	80
Missouri State	W	77	70
Truman State	W	88	86
Northwest Missouri	W	94	77
Missouri S&T	W	93	73
Delta State	L	90	92

* MIAA Champions

1964-65

Overall Record: 15-8
Head Coach: Charles Parsley

Opponent		SE	OPP
UT Martin	W	71	55
Union University	W	99	63
Concordia (St. Louis)	L	76	81
Union University	W	91	76
Harris Teachers	W	93	83
Arkansas State	W	72	58
UT Martin	W	76	66
Lincoln University	L	81	90
Missouri S&T	W	82	79
Truman State	L	72	73
Northwest Missouri*	W	96	64
Truman State*	W	80	67
McKendree	W	85	65
Northwest Missouri*	W	90	57
Missouri State*	W	88	80
Central Missouri*	L	57	62
Missouri State*	L	64	68
Missouri S&T*	W	97	62
Arkansas State	L	69	97
Truman State*	W	83	79
Central Missouri*	L	70	80
Harris Teachers	W	122	76
Missouri S&T*	L	78	81

* Conference Game

1965-66

Overall Record: 13-9
Head Coach: Charles Parsley

Opponent		SE	OPP
McKendree	W	114	81
Concordia (St. Louis)	W	72	68
Arkansas State	L	72	73
Missouri State	L	65	72
Central Missouri	W	81	75
New Mexico Highlands	W	111	96
Ohio Northern	W	92	79
UT Martin	L	84	92
Western Illinois	L	81	84
Northwest Missouri	W	96	70
Truman State	W	62	54
Harris Teachers	W	114	91
Eastern Illinois	W	115	78
Arkansas State	L	81	96
Northwest Missouri	W	88	75
Truman State	W	84	78
Missouri S&T	L	83	88
Missouri S&T	W	92	81
Eastern Illinois	L	80	81
Missouri State	L	77	91
Central Missouri	L	61	68
UT Martin	W	113	86

1966-67

Overall Record: 15-6
Head Coach: Charles Parsley

Opponent		SE	OPP
Eastern Illinois	W	86	74
Concordia (St. Louis)	W	76	71
Harris Teachers	L	82	84
Central Missouri*	W	79	73
Missouri State*	L	69	78
Sam Houston State	W	72	68
UT Martin	W	75	71
Truman State*	W	90	76
Northwest Missouri*	W	81	76
Eastern Illinois	W	73	72
McKendree	W	135	76
Western Illinois	W	93	78
UT Martin	L	77	87
Truman State*	W	82	78
Northwest Missouri*	L	77	78
Missouri S&T*	W	74	69
Missouri S&T*	W	78	73
Arkansas State	L	85	99
Central Missouri*	W	75	65
Missouri State*	L	69	85
Arkansas State	W	74	68

* Conference Game



YEARLY RESULTS (SINCE 1962)

RECORDS



1968-69

Overall Record: 7-15
Head Coach: Charles Parsley

Opponent		SE	OPP
Missouri-St. Louis	L	68	73
McKendree	L	71	75
Austin Peay	L	85	92
Kentucky Wesleyan	L	83	97
Missouri S&T*	W	79	78
Arkansas State	W	78	77
Eastern Illinois	L	72	76
Central Missouri*	L	78	92
Missouri State*	L	66	107
Truman State*	L	62	82
Northwest Missouri*	L	74	76
Arkansas State	L	102	111
Austin Peay	W	82	81
Truman State*	L	86	88
Northwest Missouri*	L	69	89
Washington University	L	69	95
Missouri S&T*	W	90	69
Central Missouri*	L	97	98 ^{OT}
Missouri State*	L	63	77
Concordia (St. Louis)	W	101	70
Illinois State	W	114	102
Quincy	W	95	91

* Conference Game

1970-71

Overall Record: 13-10
Head Coach: Bob Cradic

Opponent		SE	OPP
Union University (forfeit)	W	2	0
Missouri-St. Louis	W	90	87
Concordia (St. Louis)	L	77	87
Lincoln University*	W	94	87
Missouri S&T	W	78	75
Illinois State	L	111	115
Arkansas State	L	77	116
Truman State*	L	81	89
Northwest Missouri*	L	65	80
Missouri S&T*	W	87	78
Western Illinois	W	103	90
Northwest Missouri*	W	92	85
Truman State*	L	86	93
Central Missouri*	L	62	91
Missouri State*	L	81	85
Washington-St. Louis	W	98	61
Lincoln University*	W	113	92
Arkansas State	W	97	88
Kentucky Wesleyan	L	79	88
Central Missouri*	W	75	74
Missouri State*	W	89	76
Union University	W	109	83
Eastern Illinois	L	78	88

* Conference Game

1972-73

Overall Record: 11-13
Head Coach: Bob Cradic

Opponent		SE	OPP
Northwestern Oklahoma	W	63	59
SIU Edwardsville	L	84	89
Concordia (St. Louis)	W	82	64
Benedictine	W	80	58
Transylvania	W	82	71
UT Martin	W	81	72
Missouri State	L	62	66
Central Missouri	W	106	78
Truman State	L	73	75
Christian Brothers College	L	63	66
Truman State*	W	80	71
Northwest Missouri*	W	66	65
Missouri State*	L	58	75
Central Missouri*	L	76	87
Missouri S&T*	L	73	91
Lincoln University*	L	62	65
Missouri S&T*	L	61	75
Lincoln University*	L	67	70
Northwest Missouri*	L	68	85
Truman State*	L	80	94
Kentucky Wesleyan	W	94	93
College of Racine	W	83	57
Missouri State*	L	64	72
Central Missouri*	W	93	78

* Conference Game

1969-70

Overall Record: 9-12
Head Coach: Charles Parsley

Opponent		SE	OPP
Peru State (Neb.)	W	81	70
McKendree	L	83	95
Illinois State	L	76	84
Missouri-St. Louis*	W	88	86
Missouri State*	L	63	87
Central Missouri*	L	66	88
North Park College	L	88	91
Missouri S&T*	W	71	62
Arkansas State	W	79	57
Kentucky Wesleyan	L	81	91
Concordia (St. Louis)	L	72	76
Arkansas State	L	66	76
Missouri State*	L	73	84
Central Missouri*	W	93	88
Northwest Missouri*	L	82	99
Truman State*	W	84	75
Washington-St. Louis	L	62	80
Northwest Missouri*	L	69	84
Truman State*	W	82	81
Eastern Illinois	W	87	80
Missouri S&T*	W	101	82

* Conference Game

1971-72

Overall Record: 15-9
Head Coach: Bob Cradic

Opponent		SE	OPP
Concordia (St. Louis)	W	99	71
Missouri-St. Louis	W	79	78
Illinois State	L	72	99
Lincoln University*	L	77	88
UT Martin	W	97	85
Austin Peay	W	96	93
Christian Brothers College	W	86	70
Truman State*	L	74	77
Northwest Missouri*	W	105	87
Missouri S&T*	L	86	95
Union University	L	98	116
Missouri S&T*	W	85	73
Western Illinois	W	94	93
Northwest Missouri*	W	85	80
Union University	W	108	93
Central Missouri*	W	77	73
Missouri State*	W	79	78
Kentucky Wesleyan	L	85	90
Lincoln University*	L	79	87
Truman State*	W	81	78
Central Missouri*	W	109	88
Missouri State*	L	78	96
SIU Edwardsville	W	87	82
UT Martin	L	87	91

* Conference Game

1973-74

Overall Record: 10-14
Head Coach: Bob Cradic

Opponent		SE	OPP
West Florida	L	70	78
Samford	L	66	80
Peru State (Neb.)	W	99	70
Bethel College	W	81	64
Henderson State	L	63	66
Missouri S&T	L	67	76
Truman State	W	74	64
Central Missouri	W	84	80
Arkansas State	L	55	67
Truman State*	W	95	82
Northwest Missouri*	L	73	74
Central Missouri*	W	94	73
Missouri State*	L	69	70
Arkansas State	L	87	90
Missouri S&T*	W	79	76
Lincoln University*	W	72	67
Missouri S&T*	L	79	87
Lincoln University*	L	86	87
Northwest Missouri*	L	65	66
Truman State*	W	83	73
Christian Brothers College	W	84	55
Kentucky Wesleyan	L	87	93
Central Missouri*	L	71	89
Missouri State*	L	67	77

* Conference Game

OVC CHAMPIONS • 2000 // OVC TOURNAMENT CHAMPIONS • 2000 // NCAA TOURNAMENT • 2000





RECORDS

YEARLY RESULTS (SINCE 1962)

1974-75

Overall Record: 14-12
Head Coach: Bob Cradic

1976-77

Overall Record: 8-18
Head Coach: Carroll Williams

1978-79

Overall Record: 19-9
Head Coach: Carroll Williams

	Opponent		SE	OPP
N30	Concordia (St. Louis)	W	101	65
D5	at Arkansas State	L	80	100
D7	Indiana State	W	92	68
D10	at Delta State	L	71	78
D18	Earlham College	W	90	62
J2	vs. Central Missouri	W	105	100
J3	vs. Lincoln University	W	90	57
J4	vs. Missouri State	W	64	62
J9	at Indiana State	L	81	92
J11	Truman State	W	92	82
J13	Northwest Missouri	W	91	85
J17	at Central Missouri	L	76	99
J18	at Missouri State	L	67	79
J25	at Missouri S&T	L	54	79
J27	at Lincoln University	L	66	75
J30	Delta State	L	76	94
F1	Missouri S&T	W	90	61
F3	Lincoln University	W	75	67
F5	Arkansas State	L	80	82
F8	at Northwest Missouri	W	87	80
F10	at Truman State	L	73	97
F15	at Christian Brothers College	W	71	68
F19	at Kentucky Wesleyan	L	73	107
F21	Central Missouri	W	102	96
F22	Missouri State	W	87	86
F26	at Eastern Illinois	L	77	92

1975-76

Overall Record: 5-19
Head Coach: Bob Cradic

Date	Opponent		SE	OPP
N28	Culver-Stockton	W	84	78
D3	Oral Roberts	L	56	89
D9	Arkansas State	L	63	94
D11	Kentucky Wesleyan	L	78	81
D13	Delta State	W	76	75
J1	Northwest Missouri	L	80	91
J2	SIU Edwardsville	L	75	77
J3	Lincoln University	L	60	68
J10	Truman State	L	81	88
J12	Northwest Missouri	W	86	84
J16	Central Missouri	L	72	83
J17	Missouri State	L	67	80
J21	Christian Brothers College	W	95	94
J24	Missouri S&T	L	73	74
J26	Lincoln University	L	76	89
J28	Delta State	L	77	94
J31	Missouri S&T	L	69	84
F2	Lincoln University	L	73	78
F7	Northwest Missouri	L	101	104
F9	Truman State	L	84	89
F14	Arkansas State	L	78	93
F16	Christian Brothers College	W	92	72
F20	Central Missouri	L	65	91
F21	Missouri State	L	49	80

	Opponent		SE	OPP
D1	Missouri Baptist	W	96	65
D3	at Culver-Stockton	L	81	96
D4	at Bradley	L	80	119
D9	Christian Brothers College	W	82	78
D11	Union University	W	82	73
J6	at Truman State	L	82	87
J7	at Central Missouri	L	79	108
J8	at Northwest Missouri	W	78	67
J11	New Haven	W	100	79
J15	Truman State	L	73	82
J17	Northwest Missouri	W	82	81
J22	at Missouri State	L	77	95
J24	at Central Missouri	L	58	60
J26	Missouri-St. Louis	L	81	93
J29	at Missouri S&T	L	75	89
J31	at Lincoln University	L	70	99
F2	at Kentucky Wesleyan	W	86	79
F5	Missouri S&T	L	80	88
F7	Lincoln University	L	57	77
F10	Arkansas State	L	72	74
F12	at Northwest Missouri	L	77	83
F14	Truman State	W	95	91
F19	at Missouri-St. Louis	L	76	103
F21	at Arkansas State	L	77	85
F26	Missouri State	L	83	85
F28	Central Missouri	L	77	92

1977-78

Overall Record: 11-15
Head Coach: Carroll Williams

Date	Opponent		SE	OPP
D3	at Christian Brothers College	L	61	64
D5	Westminster College	W	89	67
D9	Missouri Southern	W	73	71
D14	McKendree	W	91	65
D17	Culver-Stockton	W	76	72
D31	at Missouri Baptist	W	81	45
J5	at Central Missouri	L	70	84
J6	at Northwest Missouri	W	109	82
J7	at Lincoln University	L	77	80
J12	at Missouri S&T	L	72	76
J14	at Lincoln University	L	71	72
J18	at Missouri-St. Louis	L	73	88
J21	Truman State	L	82	92
J23	Northwest Missouri	W	110	81
J28	at Central Missouri	L	81	105
J30	at Missouri State	L	72	79
F1	Missouri Baptist	W	96	69
F4	Missouri-St. Louis	W	82	59
F6	Missouri S&T	W	87	75
F11	Lincoln University	L	77	78
F13	Kentucky Wesleyan	W	119	101
F15	at McKendree	L	77	83
F18	at Northwest Missouri	L	68	83
F20	at Truman State	L	92	111
F25	Missouri State	L	82	84
F27	Central Missouri	L	91	96

	Opponent		SE	OPP
N27	Christian Brothers College	W	89	78
N29	McKendree	W	114	80
D6	at Westminster College	L	70	75
D9	at Missouri Southern	W	73	71
D11	at Arkansas	L	51	90
D29	at Missouri-St. Louis	W	95	78

MIAA Tournament (Springfield, Mo.)

	Opponent		SE	OPP
J4	vs. Lincoln University	L	63	64
J5	vs. Evangel University	W	79	64
J6	vs. Missouri S&T	W	62	54
J11	Missouri S&T	W	78	61
J13	Lincoln University	W	69	64 ^{OT}
J20	at Truman State	L	84	86
J22	at Northwest Missouri	L	68	81
J27	Central Missouri	W	109	102
J29	Missouri State	W	78	64
F1	Illinois College	W	106	70
F3	Missouri Baptist	W	81	58
F5	at Missouri S&T	W	74	69
F7	at McKendree	W	96	81
F10	at Lincoln University	W	74	70
F13	UT Martin	W	81	72
F17	Northwest Missouri	W	96	84
F19	Truman State	L	68	70
F24	at Missouri State	L	71	81
F26	at Central Missouri	L	71	77
F28	Missouri-St. Louis	W	98	75

NCAA Division II South Central Regional

(Thibodaux, La.)

	Opponent		SE	OPP
M2	vs. Nicholls State	L	74	89
M3	vs. Truman State	W	86	82

1979-80

Overall Record: 14-12
Head Coach: Carroll Williams

Date	Opponent		SE	OPP
D1	Maryville	W	69	53
D4	at Illinois College	W	63	53
D8	at Delta State	L	78	85
D10	Alabama-Huntsville	L	65	85
D12	Evansville	L	80	89
D28	Hendrix College	L	67	85
J2	Missouri S&T	L	63	93
J3	Lincoln University	L	65	67
J4	Missouri Southern	L	87	95
J8	McKendree	W	98	90
J12	Lincoln University	W	84	74
J15	Missouri-St. Louis	W	80	76
J19	Truman State	W	91	70
J21	Northwest Missouri	W	80	76 ^{OT}
J26	at Central Missouri	L	80	95
J28	at Missouri State	L	65	77
J30	at UT Martin	L	74	85
F2	at Missouri-St. Louis	W	70	67
F4	Missouri S&T	W	88	75
F9	Lincoln University	W	81	72
F11	Missouri Baptist	W	92	84
F16	at Northwest Missouri	L	75	89
F18	at Truman State	W	76	75 ^{2OT}
F23	Missouri State	W	90	71



YEARLY RESULTS (SINCE 1962)

RECORDS



F25	Central Missouri	L	81	85
F27	at Missouri S&T	W	100	93

1980-81

Overall Record: 11-16
Head Coach: Carroll Williams

Date	Opponent		SE	OPP
D1	Lindenwood College	W	84	66
D3	Drury College	L	66	78
D6	Maryville	W	95	63
D8	Oakland City	W	99	75
D10	at Evansville	W	89	84
D19	at Alabama-Huntsville	L	87	120
J3	at Drury College	L	72	74
J5	UT Martin	W	73	71
J7	Missouri S&T	L	69	71
J10	Lincoln University	W	80	77
J14	at Oakland City	W	78	73
J17	at Truman State	L	81	96
J19	at Northwest Missouri	L	58	73
J21	at McKendree	L	78	90
J24	Central Missouri	L	85	86
J26	Missouri State	L	76	84
J29	Missouri Baptist	W	88	81
J31	at Missouri-St. Louis	L	59	61
F2	at Missouri S&T	L	56	62
F7	at Lincoln University	L	76	79
F9	Missouri-St. Louis	L	69	72
F12	Illinois College	W	88	67
F14	Northwest Missouri	W	77	72
F16	Truman State	L	59	65
F19	at Central Missouri	L	70	103
F21	at Missouri State	W	73	68
<u>MIAA Tournament</u>				
F24	at Central Missouri	L	66	80

1981-82

Overall Record: 21-10
Conference Record: 9-3
Head Coach: Ron Shumate

Date	Opponent		SE	OPP
N21	at Central Arkansas	L	46	64
N24	SIU Edwardsville	W	67	57
N28	at Southern Illinois	L	67	91
<u>Coke Classic (St. Louis, Mo.)</u>				
D4	vs. Southwest Baptist	L	54	59
D5	vs. SIU Edwardsville	W	87	61
D7	Maryville	W	97	62
D10	Central Arkansas	W	79	72
D14	Missouri Baptist	W	64	53
J6	at Missouri-St. Louis*	L	52	64
J9	at Northwest Missouri*	L	58	83
J11	at Truman State*	L	72	78
J13	at UT Martin	L	43	77
J16	Missouri State	W	58	54
J18	Central Missouri*	W	56	54
J20	Oakland City	W	68	61
J23	Missouri S&T*	W	80	68
J25	Lincoln University*	W	66	65
J27	McKendree	W	91	87
J30	Northwest Missouri*	W	78	62
F1	Truman State*	W	78	70
F4	at SIU Edwardsville	W	81	62
F8	at Central Missouri*	W	52	51
F10	at Missouri State	L	65	79

F13	at Missouri S&T*	W	93	74
F15	at Lincoln University*	W	61	58
F20	Missouri-St. Louis*	W	67	60

MIAA Tournament

F21	vs. Truman State	W	67	64
F22	vs. Central Missouri	L	64	67

NCAA Division II South Central Regional

(Warrensburg, Mo.)

vs. Central Florida	W	60	55
vs. UT Martin	W	56	53

NCAA Division II Quarterfinals

(Lakeland, Fla.)

vs. Florida Southern	L	73	87
----------------------	---	----	----

* Conference Game

* MIAA Champions

1982-83

Overall Record: 25-6
Conference Record: 10-2
Head Coach: Ron Shumate

Date	Opponent		SE	OPP
N22	Central Arkansas	W	63	50
N24	UMKC	W	75	65
N27	at Arkansas	L	57	74
N29	Arkansas College	W	75	63
D2	at McKendree	W	94	86
D4	at Southern Illinois	W	55	50
D8	at Central Arkansas	L	63	78
D10	UT Martin	W	92	65
D18	School of the Ozarks	W	85	43
J4	Oakland City	W	84	61
J12	at Missouri-St. Louis*	W	78	65
J15	Truman State*	W	84	62
J20	at Southwest Baptist	L	63	67
J22	Central Missouri*	W	99	80
J24	at School of the Ozarks	W	76	73
J26	at Missouri S&T*	W	77	75
J29	Lincoln University*	L	72	73
J31	Southwest Baptist	W	92	58
F2	Northwest Missouri*	W	74	52
F5	at Truman State*	W	80	69
F7	at UMKC	W	70	60
F12	at Central Missouri*	L	77	88
F16	Missouri S&T*	W	95	67
F19	at Lincoln University*	W	68	60
F23	at Northwest Missouri*	W	92	58
F26	Missouri-St. Louis*	W	92	75

MIAA Tournament

vs. Missouri-St. Louis	W	84	72
vs. Central Missouri	W	83	59

NCAA Division II South Central Regional

vs. UT Martin	W	83	71
vs. Central Missouri	W	74	69

NCAA Division II Quarterfinals

vs. Cal State-Bakersfield	L	70	75
---------------------------	---	----	----

* Conference Game

* MIAA Champions

1983-84

Overall Record: 16-12
Conference Record: 7-5
Head Coach: Ron Shumate

Date	Opponent		SE	OPP
N28	at Central Arkansas	W	74	70
N29	McKendree	W	93	69
D1	at Arkansas	L	69	98
D3	Missouri Southern	W	84	79
D5	Central Arkansas	W	77	63
D8	Drury College	W	75	58
D17	Christian Brothers College	W	69	61
D28	at Montana State	L	58	83
D29	at Montana	L	50	72
J3	at UT Martin	L	64	78
J6	Harris-Stowe	W	110	56
J7	at Missouri Southern	W	77	60
J9	at Drury	L	68	70 ^{OT}
J11	Missouri-St. Louis*	W	67	62
J14	at Truman State*	L	75	80
J18	Missouri Baptist	W	68	57
J21	at Central Missouri*	L	47	49 ^{OT}
J25	Missouri S&T*	W	68	65
J28	at Lincoln University*	W	57	45
F1	at Northwest Missouri*	L	56	61
F4	Truman State*	W	88	78
F11	Central Missouri*	L	54	56
F13	at Missouri Baptist	W	76	74
F15	at Missouri S&T*	L	71	81
F18	Lincoln University*	W	67	61
F22	Northwest Missouri*	W	78	62
F25	at Missouri-St. Louis*	W	77	73

MIAA Tournament

vs. Northwest Missouri	L	72	80
------------------------	---	----	----

* Conference Game

1984-85

Overall Record: 24-8
Conference Record: 9-3
Head Coach: Ron Shumate

Date	Opponent		SE	OPP
N21	Christian Brothers College	L	61	63
N29	Henderson State	W	70	54
D1	UT Martin	W	74	59
D3	Quincy	W	58	52 ^{OT}
D6	at Henderson State	W	70	65
D8	at Mississippi State	L	56	63
D10	Maryville	W	104	59
D14	SIU Edwardsville	W	101	64
D22	at Purdue	L	54	70
J5	at SIU Edwardsville	W	63	58
J7	Missouri Baptist	W	83	49
J9	Missouri S&T*	W	72	60
J12	at Northwest Missouri*	L	67	73
J14	Lindenwood	W	113	59
J16	at Quincy	L	77	91
J19	Central Missouri*	L	67	68
J23	Missouri-St. Louis*	W	95	73
J26	Truman State*	W	86	67
J30	at Lincoln University*	W	65	62
F2	at Missouri S&T*	W	80	57
F4	Harris-Stowe	W	126	58
F7	at Missouri Baptist	W	74	41
F9	Northwest Missouri*	W	73	53

OVC CHAMPIONS • 2000 // OVC TOURNAMENT CHAMPIONS • 2000 // NCAA TOURNAMENT • 2000

FOLLOW THE REDHAWKS AT GOSOUTHEAST.COM





RECORDS

YEARLY RESULTS (SINCE 1962)

F13	at Missouri-St. Louis*	W	100	86
F16	at Central Missouri*	W	46	40
F20	Lincoln University*	W	87	58
F23	at Truman State*	L	44	47

MIAA Tournament

vs. Truman State	W	92	65
vs. Central Missouri	W	90	84

NCAA Division II South Central Regional

(Warrensburg, Mo.)

vs. Alabama A&M	W	85	74
vs. Delta State	W	67	59

NCAA Division II Quarterfinals

(Cape Girardeau, Mo.)

vs. Jacksonville State	L	79	80
------------------------	---	----	----

* Conference Game

* MIAA Champions

1985-86

Overall Record: 27-7

Conference Record: 10-2

Head Coach: Ron Shumate

Date	Opponent	SE	OPP
N23	at Illinois State	L	73 79
N25	at Henderson State	L	72 74
N29	Rust College	W	64 41
D2	Harris-Stowe	W	127 49
D9	at UT Martin	L	67 84
D10	Christian Brothers College	W	74 67
D11	at Quincy	L	66 76
D14	Henderson State	W	96 50
D21	at Rust College	W	63 60
<u>River City Classic (Cape Girardeau, Mo.)</u>			
J3	vs. UMKC	W	70 60
J4	vs. Central Arkansas	W	59 46
J8	at Missouri S&T*	L	67 80
J11	Northwest Missouri*	W	67 66
J13	Quincy	W	66 63
J18	at Central Missouri*	L	73 78
J22	at Missouri-St. Louis*	W	96 65
J25	at Truman State*	W	73 60
J27	at Harris-Stowe	W	113 57
J29	Lincoln University*	W	77 58
F1	Missouri S&T*	W	65 56
F6	at Missouri Baptist	W	101 55
F8	at Northwest Missouri*	W	84 80
F10	SIU Edwardsville	W	90 79
F12	Missouri-St. Louis*	W	99 85
F15	Central Missouri*	W	92 75
F19	at Lincoln University*	W	77 73
F22	Truman State*	W	104 85

MIAA Tournament

vs. Truman State	W	99	85
vs. Central Missouri	W	84	63

NCAA Division II South Central Regional

(Cape Girardeau, Mo.)

vs. Abilene Christian	W	94	72
vs. Delta State	W	75	74

NCAA Division II National Finals

(Springfield, Mass.)

vs. Cal State-Hayward	W	85	69
vs. Cheyney State	W	90	81
vs. Sacred Heart	L	87	93

* Conference Game

* MIAA Champions

1986-87

Overall Record: 20-11

Conference Record: 8-6

Head Coach: Ron Shumate

Date	Opponent	SE	OPP
N22	at SIU Edwardsville	L	62 72
N24	St. Louis Parks University	W	127 38
N29	Christian Brothers College	W	75 65
D3	at Delta State	L	73 76
D6	at UT Martin	L	64 66
D8	Sewanee	W	96 71
D10	Philander Smith College	W	91 60
D20	Delta State	W	74 70
<u>River City Classic (Cape Girardeau, Mo.)</u>			
J2	vs. Harding	W	75 67
J3	vs. Central Arkansas	W	77 76 ^{OT}
J7	Missouri S&T*	W	75 66
J10	at Northwest Missouri*	L	69 79
J12	at Quincy	L	75 78 ^{OT}
J14	Southwest Baptist*	L	75 83
J17	Central Missouri*	W	68 66
J21	Missouri-St. Louis*	W	83 64
J24	Truman State*	W	90 59
J26	Quincy	W	77 46
J28	at Lincoln University*	L	65 68
J31	at Missouri S&T*	W	88 79
F3	at Southwest Baptist*	L	55 71
F5	Missouri Baptist	W	95 70
F7	Northwest Missouri*	W	84 57
F11	at Missouri-St. Louis*	L	81 82 ^{OT}
F14	at Central Missouri*	L	82 83
F18	Lincoln University*	W	76 68
F21	at Truman State*	W	89 72

MIAA Tournament

vs. Northwest Missouri	W	79	78
vs. Lincoln University	W	77	74

NCAA Division II South Central Regional

(Amarillo, Texas)

vs. West Texas State	W	72	71
vs. Delta State	L	84	90 ^{OT}

* Conference Game

1987-88

Overall Record: 28-4

Conference Record: 13-1

Head Coach: Ron Shumate

Date	Opponent	SE	OPP
N21	Southern Arkansas	W	84 66
<u>River City Classic (Cape Girardeau, Mo.)</u>			
N27	vs. North Alabama	W	75 63
N28	vs. West Georgia	W	76 62
D2	Delta State	L	60 68
D5	UT Martin	W	89 77
D7	Christian Brothers College	W	105 73
D9	at Quincy	W	79 56
D12	at Missouri Western	W	85 65
D19	at Delta State	W	81 79
J4	Quincy	W	104 91
J5	Missouri Western	W	84 71
J9	Central Methodist	W	94 73
J13	at Missouri S&T*	W	90 83
J16	at Northwest Missouri*	W	93 71
J20	Southwest Baptist*	W	97 65
J23	Central Missouri*	W	86 65
J27	at Missouri-St. Louis*	W	76 74
J30	Truman State*	W	102 74
F3	at Lincoln University*	W	76 63
F4	at Missouri Baptist	W	81 69
F6	Missouri S&T*	W	95 78
F9	at Southwest Baptist*	W	82 80
F13	Northwest Missouri*	W	109 77
F17	Missouri-St. Louis*	W	89 80 ^{OT}
F20	at Central Missouri*	L	79 81
F24	Lincoln University*	W	99 77
F27	at Truman State*	W	85 64

MIAA Tournament

vs. Central Missouri	W	93	78
vs. Missouri-St. Louis	L	78	81

NCAA Division II South Central Regional

(Cape Girardeau, Mo.)

vs. Angelo State	W	111	75
vs. Missouri-St. Louis	W	73	69

NCAA Division II Quarterfinals

(Normal, Ala.)

vs. Florida Southern	L	75	78
----------------------	---	----	----

* Conference Game

* MIAA Champions



YEARLY RESULTS (SINCE 1962)

RECORDS



1988-89

Overall Record: 27-6
Conference Record: 12-2
Head Coach: Ron Shumate

Date	Opponent	SE	OPP
N18	Central Methodist	W	112 66
N19	Concordia (Wis.)	W	121 79
N22	Missouri Baptist	W	118 84
<u>River City Classic (Cape Girardeau, Mo.)</u>			
N25	vs. Union University	W	101 80
N26	vs. Troy	W	73 72
N30	at Delta State	W	68 66 ^{OT}
D3	UT Martin	W	86 65
D5	Christian Brothers College	W	87 74
D7	at Quincy	L	56 82
D9	Columbia College	W	79 67
D17	Delta State	W	79 77
J5	Quincy	L	89 92
J7	Illinois College	W	105 77
J11	Missouri S&T*	W	77 65
J14	Northwest Missouri*	W	88 85 ^{OT}
J17	at Southwest Baptist*	W	70 68
J21	at Central Missouri*	W	67 57
J25	Missouri-St. Louis*	W	79 59
J28	at Truman State*	W	84 79 ^{OT}
F1	Lincoln University*	W	98 75
F4	at Missouri S&T*	W	85 59
F8	Southwest Baptist*	W	96 77
F11	at Northwest Missouri*	L	69 71
F15	at Missouri-St. Louis*	L	78 91
F18	Central Missouri*	W	81 72
F22	at Lincoln University*	W	83 68
F25	Truman State*	W	97 76
<u>MIAA Tournament</u>			
	vs. Central Missouri	L	72 74
<u>NCAA Division II South Central Regional (Cape Girardeau, Mo.)</u>			
	vs. Angelo State	W	65 60
	vs. Central Missouri	W	88 73
<u>NCAA Division II Elite Eight (Springfield, Mass.)</u>			
	vs. Wisconsin-Milwaukee	W	93 84
	vs. Cal State-Riverside	W	84 83 ^{OT}
	vs. North Carolina Central	L	46 73

* Conference Game
* MIAA Champions

1989-90

Overall Record: 26-5
Conference Record: 14-2
Head Coach: Ron Shumate

Date	Opponent	SE	OPP
N17	William Penn	W	111 67
N20	Union University	W	126 83
<u>River City Classic (Cape Girardeau, Mo.)</u>			
N24	vs. Savannah State	W	104 51
N25	vs. East Texas State	W	83 69
D2	at Union University	W	108 102
D5	Missouri Baptist	W	94 87
D9	at UT Martin	W	87 76
J2	Christian Brothers College	W	77 58
J6	Oakland City	W	91 48
J8	Quincy	L	77 86
J10	Missouri-St. Louis*	W	92 76
J13	at Central Missouri*	L	67 74
J17	Missouri Southern*	W	111 75
J20	at Missouri Western*	W	73 68
J24	Pittsburg State*	W	73 53
J27	at Southwest Baptist*	L	66 68
J31	at Missouri-St. Louis*	W	77 75
F3	at Missouri S&T*	W	57 56
F7	at Missouri Southern*	W	96 85 ^{OT}
F10	at Truman State*	W	106 93
F14	at Pittsburg State*	W	80 73
F17	Southwest Baptist*	W	75 72
F21	Missouri S&T*	W	84 72
F24	Lincoln University*	W	74 69
F26	at Quincy	W	103 65
F28	Washburn*	W	79 62
M3	Northwest Missouri*	W	90 69
<u>MIAA Tournament</u>			
	vs. Central Missouri	L	69 79
<u>NCAA Division II South Central Regional (Cape Girardeau, Mo.)</u>			
	vs. Southern Indiana	W	91 73
	vs. Missouri Western	W	88 73
<u>NCAA Division II Quarterfinals (Springfield, Mass.)</u>			
	vs. Kentucky Wesleyan	L	90 91 ^{OT}

* Conference Game

1990-91

Overall Record: 21-7
Conference Record: 12-4
Head Coach: Ron Shumate

Date	Opponent	SE	OPP
N19	Missouri Baptist	W	120 99
N20	Union University	W	88 70
<u>River City Classic (Cape Girardeau, Mo.)</u>			
N23	vs. SIU Edwardsville	W	111 85
N24	vs. Troy	W	117 111
N28	Oral Roberts	L	89 100
D1	UT Martin	W	101 73
D3	Quincy	W	90 68
D8	at Union University	L	75 85
D15	at Oral Roberts	W	109 107
J2	Oakland City	W	121 67
J5	at Quincy	W	96 81
J9	at Missouri-St. Louis*	L	67 85
J12	Central Missouri*	W	81 77
J16	at Missouri Southern*	W	84 66
J19	Missouri Western*	L	71 77
J23	at Pittsburg State*	W	71 66
J26	Southwest Baptist*	L	67 82
J30	Missouri-St. Louis*	W	90 74
F2	Missouri S&T*	W	70 59
F6	Missouri Southern*	W	69 63
F9	Truman State*	W	87 83
F13	Pittsburg State*	W	77 67
F16	at Southwest Baptist*	L	80 103
F20	at Missouri S&T*	W	87 65
F23	at Lincoln University*	W	85 78
F27	at Washburn*	W	88 73
M2	at Northwest Missouri*	W	93 83
<u>MIAA Tournament</u>			
	vs. Missouri Western	L	73 85

* Conference Game

OVC CHAMPIONS • 2000 // OVC TOURNAMENT CHAMPIONS • 2000 // NCAA TOURNAMENT CHAMPIONS • 2000





RECORDS

YEARLY RESULTS (SINCE 1962)

NCAA DIVISION I ERA

1991-92

Overall Record: 12-16
OVC Record: 5-9/7th
Head Coach: Ron Shumate

Date	Opponent		SE	OPP
N23	at Wisconsin-Green Bay	L	54	82
N25	at Wisconsin	L	71	82 OT
<i>River City Classic (Cape Girardeau, Mo.)</i>				
N29	Cleveland State	L	80	88
N30	Nicholls State	W	76	73
D2	UT-Pan American	W	85	56
D5	at Southern Utah	L	62	98
D7	at Montana State	L	67	70
D14	Lewis University	W	80	56
D19	at UT-Pan American	W	70	68
D30	at Arkansas-Little Rock	L	77	85 OT
J2	Oakland City	W	84	69
J4	Austin Peay*	W	79	76
J6	Wisconsin-Milwaukee	L	71	83
J11	at Middle Tennessee*	L	58	61
J13	at Murray State*	L	76	86
J18	Morehead State*	W	85	74
J20	Eastern Kentucky*	W	76	74
J25	at Tennessee State*	L	62	63
J27	at Tennessee Tech*	L	51	84
F1	at Austin Peay*	L	86	92 OT
F3	Arkansas-Little Rock	W	80	78
F8	Tennessee Tech*	L	78	88
F10	Tennessee State*	W	76	66
F15	at Eastern Kentucky*	L	69	83
F17	at Morehead State*	L	80	84
F22	Murray State*	W	80	75
F24	Middle Tennessee*	L	76	87
F26	at Wisconsin-Milwaukee	W	80	64

* - OVC Game

1992-93

Overall Record: 16-11
OVC Record: 9-7/4th
Head Coach: Ron Shumate

Date	Opponent		SE	OPP
D1	Wisconsin-Green Bay	W	67	65
<i>River City Classic (Cape Girardeau, Mo.)</i>				
D4	Alcorn State	W	86	81
D5	Arkansas State	W	71	69 OT
D7	Montana State	W	72	56
<i>Bearcat Classic (Cincinnati, Ohio)</i>				
D11	at Cincinnati	L	58	83
D12	vs. Central Michigan	W	74	61
D17	vs. Arkansas @	L	72	96
D21	at Evansville	L	68	92
J2	at Chicago State	L	71	91
	Oakland City	W	108	69
J9	at Tennessee State*	L	70	95
J11	at Austin Peay*	W	90	68
J16	Murray State*	L	95	111
J18	Southern Utah	W	91	74
J23	Morehead State*	W	107	96
J25	Eastern Kentucky*	W	79	63
J27	at UT Martin*	L	89	90
J30	Middle Tennessee*	W	80	69

F1	Tennessee Tech*	W	79	74
F6	at Murray State*	L	96	100
F13	at Morehead State*	L	85	92
F15	at Eastern Kentucky*	L	65	86
F20	Tennessee State*	W	94	77
F22	Austin Peay*	W	77	64
F24	UT Martin*	W	69	68
F27	at Middle Tennessee*	W	67	63 OT
M1	at Tennessee Tech*	L	99	113

* - OVC Game

- Played at Convention Center (Little Rock, Ark.)

1993-94

Overall Record: 10-17
Conference Record: 5-11/8th
Head Coach: Ron Shumate

Date	Opponent		SE	OPP
N27	Evansville	L	60	76
D1	Southern California College	W	65	52
<i>River City Classic (Cape Girardeau, Mo.)</i>				
D3	Troy State	W	119	113
D4	UT-Arlington	W	86	83
D9	Chicago State	W	125	95
<i>Runnin' Joe Classic (Jonesboro, Ark.)</i>				
D10	vs. Samford	L	71	72
D11	vs. Prairie View A&M	W	100	63
D16	at Southern Illinois	L	54	82
D21	at Colorado State	L	72	104
J8	at Eastern Kentucky*	L	62	86
J10	at Morehead State*	L	72	85
J15	Tennessee Tech*	W	87	77
J17	Middle Tennessee*	W	99	77
J22	Tennessee State*	L	83	94
J24	UT Martin*	W	86	63
J29	at Tennessee State*	L	87	96
J31	at Austin Peay*	L	69	75
F2	at Murray State*	L	74	81
F5	Morehead State*	L	80	94
F7	Eastern Kentucky*	L	75	84
F12	at Tennessee Tech*	W	89	83
F14	at Middle Tennessee*	L	68	94
F19	Murray State*	L	95	96
F23	at Missouri	L	61	83
F26	at UT Martin*	L	87	103
F28	Austin Peay*	W	98	72
M2	at Memphis	L	83	109

* - OVC Game

1994-95

Overall Record: 13-14
Conference Record: 7-9/6th
Head Coach: Ron Shumate

Date	Opponent		SE	OPP
N28	Drury College	W	90	79
<i>River City Classic (Cape Girardeau, Mo.)</i>				
D2	Fairfield	W	82	75
D3	Maine	W	92	78
D6	at Missouri	L	77	84
D10	at Wisconsin-Milwaukee	W	75	71
D15	Southern Illinois	L	72	74
D20	Colorado State	L	70	90
D22	at Florida State	L	75	100
J3	Oakland City	W	90	76
J7	Eastern Kentucky*	W	59	52
J9	Morehead State*	L	72	74 OT
J14	at Tennessee Tech*	L	58	97
J16	at Middle Tennessee*	L	63	65
J21	at Tennessee State*	L	80	83
J23	at UT Martin*	W	61	59
J28	Tennessee State*	W	66	64
J30	Austin Peay*	L	63	79
F1	Murray State*	L	79	83
F4	at Morehead State*	L	49	80
F6	at Eastern Kentucky*	L	66	71
F11	Middle Tennessee	W	78	63
F13	Tennessee Tech*	W	89	73
F18	at Murray State*	L	55	83
F25	UT Martin*	W	75	66
F27	at Austin Peay*	W	90	87 OT
M2	Wisconsin-Milwaukee	W	98	90 OT
M4	at South Florida	L	48	75

* - OVC Game

1995-96

Overall Record: 8-19
Conference Record: 5-11/8th
Head Coach: Ron Shumate

Date	Opponent		SE	OPP
N27	Oakland City	W	82	78
<i>Capital Bank Classic (Cape Girardeau, Mo.)</i>				
D1	Troy	W	109	91
D2	Mississippi Valley State	L	80	84
D5	at Fairfield	L	65	73
<i>Pepsi Illini Classic (Champaign, Ill.)</i>				
D8	at Illinois	L	70	89
D9	vs. San Jose State	W	55	48
D14	at Southern Illinois	L	64	70
D16	Oral Roberts	L	58	74
J3	at Missouri	L	65	102
J6	at Eastern Kentucky*	L	73	89
J8	at Morehead State*	W	81	64
J11	UT Martin*	W	71	61
J13	at Middle Tennessee*	W	65	63
J15	at Austin Peay*	L	69	82
J20	Tennessee State*	L	70	82
J22	Tennessee Tech*	W	81	78 OT
J25	South Florida	L	41	67
F1	at Murray State*	L	77	81
F3	Morehead State*	W	76	74
F5	Eastern Kentucky*	L	76	79
F8	at UT Martin*	L	59	79



YEARLY RESULTS (SINCE 1962)

RECORDS



F10	Austin Peay*	L	71	84
F12	Middle Tennessee*	L	75	78
F17	at Tennessee Tech*	L	69	102
F19	at Tennessee State*	L	73	76
F22	Murray State*	L	61	79
F24	at Oral Roberts	L	69	85

* - OVC Game

1996-97

Overall Record: 12-18
Conference Record: 9-9/t4th
Head Coach: Ron Shumate

Date	Opponent	SE	OPP
<u>Union Planters Classic (Cape Girardeau, Mo.)</u>			
N29	Norfolk State	W	68 63
N30	Samford	L	57 63
D5	McKendree	L	59 72
D7	at Oklahoma	L	52 83
D9	at Louisiana Tech	W	69 65
D12	Southern Illinois	L	68 78
D15	at Missouri	L	50 64
D18	Oakland City	W	87 57
<u>Puerto Rico Classic (Puerto Rico)</u>			
D30	vs. Cincinnati	L	57 80
D31	vs. Old Dominion	L	61 74
J1	vs. Fresno State	L	77 83
J4	at Austin Peay*	L	85 96
J6	at Tennessee State*	W	71 53
J9	UT Martin*	W	82 72 OT
J11	Eastern Kentucky*	W	70 68
J13	Morehead State*	W	94 75
J18	at Middle Tennessee*	W	78 76
J20	at Tennessee Tech*	L	82 86
J23	at Murray State*	L	75 77
J25	Eastern Illinois*	L	61 65
F1	Tennessee State*	W	78 75
F3	Austin Peay*	W	73 72
F6	Murray State*	L	75 86
F8	at Morehead State*	L	80 83
F10	at Eastern Kentucky*	L	76 84
F15	Tennessee Tech*	W	78 65
F17	Middle Tennessee*	W	85 76
F20	at UT Martin*	L	62 92
F22	at Eastern Illinois*	L	71 92
<u>OVC Tournament</u>			
F25	at Middle Tennessee	L	74 89

* - OVC Game

1997-98

Overall Record: 14-13
Conference Record: 10-8/5th
Head Coach: Gary Garner

Date	Opponent	SE	OPP
N16	at Colorado	L	59 62
N21	Central Methodist	W	94 78
N26	Bradley	W	79 71
N29	Oakland City	W	60 27
D4	Tennessee State*	L	77 79 OT
D6	Austin Peay*	W	73 61
D11	at Southern Illinois	L	62 81
D13	at Missouri	L	64 65
D18	Truman State	W	79 65
D29	at Louisville	L	69 91
J3	at Morehead State*	W	64 61
J5	at Eastern Kentucky*	L	79 82 20T
J8	Tennessee Tech*	W	69 51
J10	Middle Tennessee*	L	55 70
J13	at Tennessee State*	W	60 59
J15	at UT Martin*	L	82 91 20T
J17	at Murray State*	L	66 101
J24	Eastern Illinois*	L	78 81 OT
J29	Morehead State*	W	99 79
J31	Eastern Kentucky*	W	97 78
F2	at Austin Peay*	W	81 57
F5	at Tennessee Tech*	L	57 77
F7	at Middle Tennessee*	W	85 76
F12	UT Martin	W	87 61
F14	Murray State*	L	71 82
F21	at Eastern Illinois*	W	84 77 OT
<u>OVC Tournament</u>			
F24	at Austin Peay	L	46 76

* - OVC Game

1998-99

Overall Record: 20-9
Conference Record: 15-3/2nd
Head Coach: Gary Garner

Date	Opponent	SE	OPP
N14	SIU Edwardsville	W	78 35
N17	at Bradley	L	47 49
N20	Central Methodist	W	84 65
N23	Louisiana Tech	L	72 84
D3	at Austin Peay*	W	74 65
D5	at Tennessee State*	W	70 49
D8	at Arkansas State	W	76 75
D10	Eastern Kentucky*	W	78 58
D22	at Missouri State	L	56 67
D28	vs. Southern Illinois ^	L	49 70
D30	at Oklahoma State	L	64 75
J4	Morehead State*	W	71 69
J7	at Middle Tennessee*	W	73 63
J9	at Tennessee Tech*	W	64 51
J12	Austin Peay*	W	87 71
J14	Murray State*	L	70 71
J16	UT Martin*	W	84 75 OT
J23	at Eastern Illinois*	W	81 70
J30	at Morehead State*	W	72 60
F2	Tennessee State*	W	61 54
F4	Middle Tennessee*	W	69 55
F6	Tennessee Tech*	L	62 68
F11	at Murray State*	L	52 62

F13	at UT Martin*	W	60 49
F16	at Eastern Kentucky*	W	77 61
F20	Eastern Illinois*	W	92 70

OVC Tournament

F23	Eastern Illinois	W	78 57
F26	vs. Middle Tennessee	W	82 74
F27	vs. Murray State	L	61 62

* - OVC Game

^ - Game played at TWA Dome (St. Louis, Mo.)

1999-2000

Overall Record: 24-7
Conference Record: 14-4/t1st
Head Coach: Gary Garner

Date	Opponent	SE	OPP
N19	Western Carolina	W	93 69
N22	Rockhurst	W	67 58
N27	Montana	W	66 61
D2	at Tennessee Tech*	W	84 79
D4	Oakland City	W	79 45
<u>KGVO Coca-Cola Classic (Missoula, Mont.)</u>			
D10	at Montana	L	48 60
D11	vs. Robert Morris	W	55 44
D18	Arkansas State	W	74 71
D22	at Bradley	W	65 60
J2	at Southern Illinois	L	51 62
J6	Tennessee State*	W	79 46
J8	Austin Peay*	W	62 60
J10	at Middle Tennessee*	W	79 46
J13	at UT Martin*	L	66 75
J15	at Murray State*	W	84 78
J18	at Tennessee Tech*	W	61 50
J22	Eastern Illinois*	W	77 66
J27	Morehead State*	W	80 59
J29	Eastern Kentucky*	W	77 65
F3	at Tennessee State*	L	52 56
F5	at Austin Peay*	L	64 67 20T
F8	Middle Tennessee*	W	76 56
F10	UT Martin*	W	80 68
F12	Murray State*	L	60 77
F19	at Eastern Illinois*	W	72 71
F24	at Morehead State*	W	74 58
F26	at Eastern Kentucky*	W	76 74

OVC Tournament

F29	UT Martin	W	76 74
M4	vs. Middle Tennessee	W	78 60
M5	vs. Murray State	W	67 56

NCAA Tournament (Salt Lake City, Utah)

M16	vs. Louisiana State	L	61 64
-----	---------------------	---	-------

* - OVC Game

OVC CHAMPIONS • 2000 // OVC TOURNAMENT CHAMPIONS • 2000 // NCAA TOURNAMENT • 2000





RECORDS

YEARLY RESULTS (SINCE 1962)

2000-01

Overall Record: 18-12
Conference Record: 8-8/5th
Head Coach: Gary Garner

Date	Opponent		SE	OPP
N17	Truman State	W	70	59
N21	Missouri S&T	W	87	63

Energia Systems Thanksgiving Tournament (Kansas City, Mo.)

N24	vs. Toledo	L	43	59
N25	vs. Robert Morris	W	78	53
N26	vs. Cleveland State	W	72	71
N29	at Mississippi Valley State	L	77	83
D5	Southern Illinois	W	87	84
D9	Tennessee Tech*	L	68	70
D16	Missouri State	W	73	71
D20	Campbell	W	81	54

Sierra Providence Sun Classic Tournament (El Paso, Texas)

D27	vs. Houston	L	64	69
D28	vs. Jackson State	W	72	63
J4	at Tennessee State*	W	88	57
J6	at Austin Peay*	L	60	88
J11	Murray State*	L	58	60
J13	UT Martin*	W	60	49
J20	at Eastern Illinois*	L	71	83
J22	at Morris Brown College	W	82	63
J27	at Morehead State*	W	74	71
J29	at Eastern Kentucky*	W	65	59
F1	Austin Peay*	L	72	77
F3	Tennessee State*	L	94	96
F6	at Tennessee Tech*	L	69	79
F8	at Murray State*	L	54	65
F10	at UT Martin*	W	81	73
F14	Morris Brown College	W	83	50
F17	Eastern Illinois*	W	75	73
F22	Eastern Kentucky*	W	81	70
F24	Morehead State*	W	63	61

OVC Tournament

F27	at Austin Peay	L	70	72 ^{OT}
-----	----------------	---	----	------------------

* - OVC Game

2001-02

Overall Record: 6-22
Conference Record: 4-12/8th
Head Coach: Gary Garner

Date	Opponent		SE	OPP
N16	Birmingham Southern	L	51	62
N24	at Missouri State	L	63	73
N27	Arkansas-Little Rock	L	74	83
D1	Western Illinois	L	58	71
D5	at Vanderbilt	L	71	76
D8	North Alabama	W	75	68
D15	at Saint Louis	L	62	88
D17	Mississippi Valley State	L	70	82
D22	at Southern Illinois	L	80	92
D29	Lincoln University	W	77	68
J2	at Western Illinois	L	75	82
J5	at Eastern Illinois*	L	74	84
J7	Tennessee State*	L	82	94
J10	Eastern Kentucky*	W	95	75
J12	Morehead State*	L	53	59
J17	at UT Martin*	L	73	89
J19	at Murray State*	L	72	85

J24	Tennessee Tech*	L	62	75
J26	Austin Peay*	L	67	68
J31	at Tennessee State*	L	65	72
F2	at Tennessee Tech*	L	67	82
F7	at Morehead State*	L	75	91
F9	at Eastern Kentucky*	W	81	74
F14	UT Martin*	W	78	51
F16	Murray State*	L	86	92
F19	Eastern Illinois*	W	102	87
F23	at Austin Peay*	L	47	80

OVC Tournament

F26	at Tennessee Tech*	L	58	73
-----	--------------------	---	----	----

* - OVC Game

2002-03

Overall Record: 11-19
Conference Record: 5-11/7th
Head Coach: Gary Garner

Date	Opponent		SE	OPP
N22	at Arkansas State	L	71	83
N25	Central Methodist	W	82	63
<u>University Hoops Classic (New Orleans, La.)</u>				
N28	vs. Wisconsin-Milwaukee	W	89	75
N29	vs. Indiana State	L	55	68
D1	at Tulane	L	60	81
D4	Oakland City	W	88	66
D7	Southern Illinois	L	69	85
D14	at UMKC	W	66	58
D17	at Arkansas-Little Rock	L	56	81
D21	Missouri State	W	70	53
D29	at #18 Creighton	L	70	93
J4	Eastern Illinois*	L	75	85
J9	at Eastern Kentucky*	W	93	77
J11	at Morehead State*	L	63	77
J16	UT Martin*	L	80	88 ^{OT}
J18	Murray State*	W	78	68
J21	at Western Illinois	L	75	84
J25	at Austin Peay*	L	49	62
J30	Tennessee State*	W	87	67
F1	Tennessee Tech*	W	75	71
F4	at Eastern Illinois*	L	73	85
F6	Morehead State*	L	69	79
F8	Eastern Kentucky*	L	75	79
F13	at UT Martin*	L	61	77
F15	at Murray State*	L	65	71
F18	Western Illinois	W	53	52
F22	Austin Peay*	L	56	63
F27	at Tennessee Tech*	L	73	89
M1	at Tennessee State*	W	89	82

OVC Tournament

M4	at Morehead State	L	84	91
----	-------------------	---	----	----

* - OVC Game

2003-04

Overall Record: 11-16
Conference Record: 4-12/10th
Head Coach: Gary Garner

Date	Opponent		SE	OPP
N21	Wisconsin-Green Bay	W	63	62
N24	Kentucky Christian	W	83	51

Montana Tournament (Missoula, Mont.)

N29	at Montana	L	50	61
N30	vs. Cal State-Santa Barbara	W	77	75
D3	at Southern Illinois	L	58	71
D6	UMKC	W	80	63
D9	at Arkansas	L	68	78
D13	Oakland City	W	79	67
D22	North Texas	W	75	68
D31	at DePaul	L	50	57
J3	at IPFW	W	77	75
J8	Austin Peay*	L	48	52
J10	Tennessee Tech*	L	69	71
J13	at Eastern Illinois*	W	84	64
J15	Tennessee State*	W	81	75
J22	at Tennessee Tech*	L	73	74
J24	at Austin Peay*	L	52	54
J29	at Jacksonville State*	L	64	79
J31	at Samford*	L	58	70
F5	UT Martin*	W	89	78
F7	Murray State*	L	74	80
F10	Eastern Illinois*	L	85	89
F14	at Tennessee State*	L	86	90
F19	Eastern Kentucky*	L	81	85
F21	Morehead State*	W	80	77
F26	at Murray State*	L	63	76
F28	at UT Martin*	L	71	88

* - OVC Game

2004-05

Overall Record: 15-14
Conference Record: 9-7/5th
Head Coach: Gary Garner

Date	Opponent		SE	OPP
N19	at Bradley	L	73	77
N23	Rockhurst	W	81	64
N27	at Wisconsin-Green Bay	L	55	59
D1	at Western Kentucky	L	53	74
D4	South Dakota State	W	59	58
D9	Montana	L	66	69
D11	Central Methodist	W	83	77
D18	Southern Illinois	L	68	72
D22	at North Texas	L	62	69
D29	at Saint Louis	W	65	49
J1	Lincoln University	W	95	68
J6	at Austin Peay*	L	50	60
J8	at Tennessee Tech*	L	61	63
J11	Eastern Illinois*	W	79	60
J13	at Tennessee State*	L	101	105 ^{2OT}
J20	Tennessee Tech*	L	81	82 ^{OT}
J22	Austin Peay*	W	65	52
J27	Jacksonville State*	W	84	65
J29	Samford*	W	72	65 ^{OT}
F3	at UT Martin*	W	75	68
F5	at Murray State*	W	61	58
F8	at Eastern Illinois*	W	88	79
F12	Tennessee State*	W	85	68



YEARLY RESULTS (SINCE 1962)

RECORDS



F17	at Eastern Kentucky*	L	72	83
F19	at Morehead State*	L	66	88
F24	Murray State*	L	57	61
F26	UT Martin*	W	72	52

OVC Tournament

M1	at Murray State	W	61	58
M4	vs. Eastern Kentucky	L	52	69

* - OVC Game

2005-06

Overall Record: 7-20
Conference Record: 4-16/10th
Head Coach: Gary Garner

Date	Opponent		SE	OPP
N18	Truman State	W	59	56
N21	IPFW	L	64	65
N24	at South Dakota State	W	75	68
N27	at Nebraska	L	54	69
D3	at UT Martin*	L	60	72
D8	Tennessee State*	W	70	69
D10	Tennessee Tech*	L	65	79
D16	Central Methodist	W	81	49
D18	at Samford*	L	53	68
D21	at Jacksonville State*	L	72	82
D28	at Illinois	L	64	89
J2	Eastern Kentucky*	W	68	62
J5	at Eastern Illinois*	W	72	60
J7	at Murray State*	L	68	81
J14	Austin Peay*	L	56	63
J19	at Tennessee State*	L	63	68
J21	at Tennessee Tech*	L	76	87
J26	Morehead State*	L	55	60
J28	Murray State*	L	69	76
J30	at Austin Peay*	L	62	73
F4	UT Martin*	L	55	66
F9	at Morehead State*	L	59	62
F11	at Eastern Kentucky*	L	51	80
F15	Eastern Illinois*	L	49	60
F18	at UC Riverside %	L	61	69
F23	Samford*	W	63	52
F25	Jacksonville State*	L	67	80

* - OVC Game

% - ESPN BracketBuster

2006-07

Overall Record: 11-20
Conference Record: 9-11/6th
Head Coach: Scott Edgar

Date	Opponent		SE	OPP
N10	at Arkansas	L	52	92
<i>BP Top of the World Classic (Fairbanks, Alaska)</i>				
N17	vs. Drake	L	51	78
N18	vs. Centenary	L	51	83
N19	at Alaska	W	69	66
N24	UC Riverside	W	78	75
N27	at Evansville	L	45	65
N29	IPFW	L	65	84
D2	UT Martin*	W	81	79
D7	at Tennessee State*	L	72	75
D9	at Tennessee Tech*	L	76	91
D17	Jacksonville State*	L	67	70
D19	Samford*	L	64	65
D23	at Iowa State	L	71	87
D30	at Purdue	L	65	102
J2	at Eastern Kentucky*	W	88	74
J4	Eastern Illinois*	W	80	65
J8	at Murray State*	W	96	85
J13	at Austin Peay*	L	67	68
J18	Tennessee State*	W	92	78
J20	Tennessee Tech*	L	80	87
J24	at Morehead State*	W	61	59
J27	Murray State*	L	67	85
J29	Austin Peay*	L	73	75
F3	at UT Martin*	W	73	69
F8	Morehead State*	W	81	78
F10	Eastern Kentucky*	L	61	66
F13	at Eastern Illinois*	L	69	77
F17	Louisiana Tech %	L	56	72
F22	at Samford*	W	70	67
F24	at Jacksonville State*	L	72	78
<i>OVC Tournament</i>				
F27	at Tennessee Tech	L	60	88

* - OVC Game

% - ESPN BracketBuster

2007-08

Overall Record: 1-19
Conference Record: 1-13/11th
Head Coach: Scott Edgar

Date	Opponent		SE	OPP
N10	at Xavier	L	59	90
N14	at Illinois State	L	71	90
N16	Culver-Stockton	W ^	87	78
N20	Evansville	W ^	87	77
<i>Chicago Invitational Challenge (Hoffman Estates, Ill.)</i>				
N23	vs. Coppin State	L	99	102 ^{20T}
N24	vs. Longwood	W ^	82	78
N28	at Louisiana Tech	W ^	59	54
D1	at Bradley	L	72	90
D6	Tennessee State*	W ^	102	95
D8	Tennessee Tech*	W ^	84	74
D18	at Samford*	W ^	63	62
D20	at Jacksonville State*	W ^	81	80
D22	at Tulsa	L	51	89
D30	Central Methodist	W ^	76	63
J2	Eastern Kentucky*	W ^	66	55
J5	at Eastern Illinois*	W ^	82	71

J7	Murray State*	L	51	79
J12	at Austin Peay*	L	82	85
J17	at Tennessee State*	L	75	87
J19	at Tennessee Tech*	L	76	93
J24	Morehead State*	L	78	82
J26	at Murray State*	L	85	86
J29	Austin Peay*	W	121	116 ^{30T}
F2	UT Martin*	L	71	90
F7	at Morehead State*	L	63	75
F9	at Eastern Kentucky*	L	69	80 ^{OT}
F14	Eastern Illinois*	L	70	90
F16	at UT Martin*	L	85	98
F23	at Eastern Michigan %	L	82	86
F28	Samford*	L	62	68
M1	Jacksonville State*	L	83	86

* - OVC Game

% - ESPN BracketBuster

^ - Indicates wins which were vacated due to NCAA infractions

2008-09

Overall Record: 3-27
Conference Record: 0-18/10th
Head Coach: Scott Edgar/Zac Roman

Date	Opponent		SE	OPP
N14	at New Mexico	L	59	102
N16	at Kansas State \$	L	68	88
N21	Culver-Stockton	W	89	50
N25	at Iowa \$	L	41	75
<i>Las Vegas Invitational (Las Vegas, Nev.)</i>				
N28	vs. Longwood	W	81	77
N29	vs. Oakland City	L	63	81
D4	Austin Peay*	L	67	91
D6	Tennessee State*	L	72	83
D10	at Western Illinois	L	66	71
D14	at Bradley	L	62	75
D21	Western Illinois	W	64	63
D23	at Arkansas State	L	67	86
D31	SIU Edwardsville	L	69	70
J3	at Tennessee Tech*	L	76	103
J5	at Jacksonville State*	L	66	71
J10	Eastern Illinois*	L	63	83
J12	UT Martin*	L	67	81
J15	Morehead State*	L	67	73
J17	Eastern Kentucky*	L	71	74
J22	at UT Martin*	L	73	86
J24	at Murray State*	L	55	80
J29	Jacksonville State*	L	68	78
J31	Tennessee Tech*	L	75	91
F7	at Eastern Illinois*	L	62	70
F12	at Eastern Kentucky*	L	64	84
F14	at Morehead State*	L	67	79
F17	Murray State*	L	60	79
F21	Northern Illinois %	L	73	97
F26	at Tennessee State*	L	82	87
F28	at Austin Peay*	L	78	88

* - OVC Game

% - ESPN BracketBuster

\$ - Las Vegas Invitational

Zac Roman served as head coach for the final 18 games of the 2008-09 season

OVC CHAMPIONS • 2000 // OVC TOURNAMENT CHAMPIONS • 2000 // NCAA TOURNAMENT • 2000





RECORDS

YEARLY RESULTS (SINCE 1962)

2009-10

Overall Record: 7-23
Conference Record: 3-15/9th
Head Coach: Dickey Nutt

Date	Opponent		SE	OPP
N14	at Saint Louis	L	41	59
N18	Arkansas State	L	49	73
N22	at Northern Illinois	W	70	64 OT
N24	Eastern Michigan	L	76	86
<u>Basketball Travelers Classic (Normal, Ill.)</u>				
N27	vs. St. Bonaventure	L	44	67
N28	at Illinois State	L	53	93
N29	vs. Norfolk State	W	75	54
D3	at Austin Peay*	L	71	76 OT
D5	at Tennessee State*	W	74	66
D9	Southern Illinois	L	65	86
D12	Williams Baptist College	W	116	60
D22	at Memphis	L	57	87
J2	Tennessee Tech*	L	73	82
J4	Jacksonville State*	W	78	66
J9	at Eastern Illinois*	L	68	88
J14	at Morehead State*	L	40	80
J16	at Eastern Kentucky*	L	63	79
J21	UT Martin*	W	77	63
J23	Murray State*	L	61	80
J28	at Jacksonville State*	L	55	58
J30	at Tennessee Tech*	L	68	82
F2	SIU Edwardsville	W	68	49
F6	Eastern Illinois*	L	49	75
F9	at UT Martin*	L	70	73
F11	Eastern Kentucky*	L	56	59
F13	Morehead State*	L	54	73
F16	at Murray State*	L	68	80
F20	at Miami (Ohio) %	L	53	69
F25	Tennessee State*	L	67	74
F27	Austin Peay*	L	68	71 OT

* - OVC Game

% - ESPN BracketBuster

2010-11

Overall Record: 10-22
Conference Record: 6-12/t7th
Head Coach: Dickey Nutt

Date	Opponent		SE	OPP
N13	at UAB	L	56	78
N16	at Florida Gulf Coast	L	78	89
N20	at UMKC	L	62	70
N22	Grambling State	L	76	77 OT
N24	at Arkansas	L	56	66
N27	Arkansas State	L	50	56
D2	Austin Peay*	L	60	78
D4	Tennessee State*	L	67	77
D6	at Iowa State	L	58	85
D8	at Southern Illinois	L	68	83
D11	Hannibal-LaGrange	W	101	52
D19	at Jacksonville State*	W	76	67
D21	at Tennessee Tech*	W	77	75
D29	at SMU	L	59	71
J3	UT Martin*	W	82	75
J8	Eastern Illinois*	W	78	75
J13	Morehead State*	L	63	76
J15	Eastern Kentucky*	L	52	64
J20	at UT Martin*	L	69	79
J22	at Murray State*	L	58	96

J27	Jacksonville State*	L	56	65 OT
J29	Tennessee Tech*	L	86	93
F5	at Eastern Illinois*	W	70	64
F7	at SIU Edwardsville	W	83	63
F10	at Eastern Kentucky*	L	64	77
F12	at Morehead State*	L	52	64
F16	Murray State*	W	64	57
F19	Sacramento State %	W	67	52
F24	at Tennessee State*	L	52	57
F26	at Austin Peay*	L	52	75

OVC Tournament

M2	vs. Eastern Kentucky	W	65	49
M3	vs. Austin Peay	L	60	76

* - OVC Game

% - ESPN BracketBuster

2011-12

Overall Record: 15-16
Conference Record: 9-7/5th
Head Coach: Dickey Nutt

Date	Opponent		SE	OPP
N11	at Missouri	L	68	83
N14	Harris-Stowe	tW	95	60
N16	at Bradley	L	65	66
N20	at Oregon	L	61	86
N23	Hannibal-LaGrange	W	82	72
N26	Miami (Ohio)	W	64	57
N29	at Arkansas State	L	63	79
D3	Southeastern Louisiana	W	63	61 OT
D5	at Central Arkansas	L	72	88
D10	UMKC	L	69	74
D19	SMU	L	65	84
D22	at Sacramento State	W	77	76
D28	Morehead State*	W	67	51
J2	Jacksonville State*	W	74	56
J5	at UT Martin*	W	73	71
J7	at Eastern Kentucky*	L	59	63
J12	SIU Edwardsville*	W	85	68
J14	Eastern Illinois*	W	80	73
J21	at Tennessee Tech*	L	62	77
J26	Austin Peay*	W	65	60
J30	at Eastern Illinois*	W	74	53
F2	at Murray State*	L	73	81
F4	Tennessee State*	L	72	75
F9	UT Martin*	W	86	56
F11	at SIU Edwardsville*	W	85	72
F15	Murray State*	L	66	75
F18	at McNeese State %	L	61	74
F23	at Jacksonville State*	L	59	69
F25	at Austin Peay*	L	59	68

OVC Tournament

F29	vs. Eastern Kentucky	W	75	65
M1	vs. Tennessee Tech	L	73	77

* - OVC Game

% - ESPN BracketBuster

2012-13

Overall Record: 17-16
Conference Record: 8-8/t5th/2nd OVC West
Head Coach: Dickey Nutt

Date	Opponent		SE	OPP
N9	at Kansas \$	L	55	74
N12	Lyon College	W	89	61
N15	McNeese State	W	64	53
<u>CBE Classic (Chattanooga, Tenn.)</u>				
N18	at Chattanooga	W	77	65
N19	vs. Louisiana Tech	L	63	67
N20	vs. Troy	L	56	59
N24	at Illinois-Chicago	L	45	56
N26	Hannibal-LaGrange	W	96	55
N29	at New Orleans	W	83	67
D1	at Southeastern Louisiana	W	61	58
D4	at Missouri	L	65	81
D8	Central Arkansas	L	85	88
D19	New Orleans	W	94	71
D22	at UMKC	W	66	65
D29	UT Martin*	W	65	60
J3	Austin Peay*	W	86	84
J5	Murray State*	L	66	74
J10	at Belmont*	L	72	107
J12	at Tennessee State*	L	69	81
J17	Morehead State*	L	59	75
J19	Tennessee Tech*	W	74	62
J24	at SIU Edwardsville*	L	77	80
J26	at Eastern Illinois*	L	72	78 OT
F2	Eastern Kentucky*	L	72	81
F7	SIU Edwardsville*	W	76	67
F9	Eastern Illinois*	W	77	64
F16	at UT Martin*	W	96	74
F20	at Jacksonville State*	L	65	67
F23	Ball State %	L	82	85
F28	at Austin Peay*	W	108	81
M2	at Murray State*	W	84	68

OVC Tournament

M6	vs. Eastern Illinois	W	78	68
M7	vs. Eastern Kentucky	L	69	84

* - OVC Game

% - ESPN BracketBuster

\$ - CBE Classic

2013-14

Overall Record: 18-14
Conference Record: 8-8/6th/2nd OVC West
Head Coach: Dickey Nutt

Date	Opponent		SE	OPP
N8	at Saint Louis	L	64	87
N11	Central Baptist	W	118	56
N16	at IUPUI	W	76	68
N18	at Ball State	L	83	87
N22	Mid-Continent	W	109	64
<u>Cure UCD Classic (Puerto Vallarta, Mexico)</u>				
N29	vs. Northern Kentucky	W	79	65
N30	vs. Tulane	W	102	72
D1	vs. Texas State	W	82	74
D7	at Southeastern Louisiana	W	74	73
D14	Illinois-Chicago	L	69	75
D21	at Memphis	L	65	77
D23	IUPUI	W	83	79 OT
D29	at Missouri State	L	78	81
J2	at Murray State*	L	75	82



YEARLY RESULTS (SINCE 1962)

RECORDS



J4	at Austin Peay*	L	74	80
J9	Belmont*	L	94	107
J11	Tennessee State*	W	102	94
J16	at Morehead State*	L	67	80
J18	at Tennessee Tech*	W	83	74
J23	SIU Edwardsville*	W	82	78
J25	Eastern Illinois*	L	74	77
J29	UMKC	W	91	81
F1	at Eastern Kentucky*	L	78	79
F6	at SIU Edwardsville*	L	88	93 ^{OT}
F8	at Eastern Illinois*	W	74	68
F12	UT Martin*	L	70	79
F20	Jacksonville State*	W	87	70
F22	at UT Martin*	W	77	74
F27	Austin Peay*	W	83	80
M1	Murray State*	W	118	115 ^{2OT}

OVC Tournament

M5	vs. Eastern Illinois	W	79	61
M6	vs. Eastern Kentucky	L	76	84

* - OVC Game

2014-15

Overall Record: 13-17

Conference Record: 7-9/8th/5th OVC West

Head Coach: Dickey Nutt

Date	Opponent	SE	OPP
<i>Loyola Marymount Classic (Los Angeles, Calif.)</i>			
N14	at Loyola Marymount	L	66 76
N15	vs. San Diego	L	56 67
N18	Hannibal-LaGrange	W	86 49
N22	at Central Arkansas	W	74 68
N25	at Bowling Green	L	54 62
N29	Alabama A&M	W	85 51
D2	at Missouri	L	61 65
D6	Southeastern Louisiana	W	63 59
D10	Southern Illinois	W	55 54
D13	Missouri State	L	61 73
D20	at Arkansas \$	L	67 84
D22	at Ole Miss !	L	51 82
D28	Harris-Stowe	W	94 66
J1	at Belmont*	L	77 78
J3	at Tennessee State*	W	77 62
J8	Morehead State*	L	57 70
J10	Eastern Kentucky*	L	55 68
J14	at Jacksonville State*	W	69 52
J17	Tennessee Tech*	W	65 61
J24	at UT Martin*	L	53 70
J29	SIU Edwardsville*	L	61 75
J31	at Austin Peay*	W	70 64
F5	at Murray State*	L	72 82
F7	Eastern Illinois*	W	68 64
F12	UT Martin*	W	98 76
F14	Murray State*	L	92 94 ^{OT}
F19	at SIU Edwardsville*	L	72 75
F22	at Eastern Illinois*	L	65 73
F28	Austin Peay*	W	89 65

OVC Tournament

M4	vs. Morehead State	L	74	79
----	--------------------	---	----	----

* - OVC Game

2015-16

Overall Record: 5-24

Conference Record: 2-14/12th/6th OVC West

Head Coach: Rick Ray

Date	Opponent	SE	OPP
N13	at Dayton	L	53 84
N15	at Evansville	L	65 80
N19	at Alabama A&M	L	56 74
N24	at UT Rio Grande Valley	L	74 83
N28	Loyola Marymount	L	60 73
D2	at Southern Illinois	L	50 74
D5	at Memphis	L	65 80
D8	Bowling Green	L	52 79
D12	Ole Miss	L	64 75
D19	at Northern Kentucky	L	69 79
D22	at Missouri State	W	78 74
D27	Harris-Stowe	W	94 84
D31	Belmont*	L	82 92
J2	Tennessee State*	L	66 72
J7	at Morehead State*	L	69 96
J9	at Eastern Kentucky*	L	69 88
J13	Jacksonville State*	L	60 74
J16	at Tennessee Tech*	L	55 91
J19	Hannibal-LaGrange	W	84 61
J24	UT Martin*	W	68 60 ^{OT}
J28	at SIU Edwardsville	W	58 51
J30	Austin Peay*	L	80 86
F4	Murray State*	L	72 78
F6	at Eastern Illinois*	L	69 78
F11	at UT Martin*	L	64 77
F13	at Murray State*	L	56 83
F18	SIU Edwardsville*	L	69 72
F20	Eastern Illinois*	L	68 71
F27	at Austin Peay*	L	75 83

* - OVC Game

2016-17

Overall Record: 15-18

Conference Record: 9-7/5th/2nd OVC West

Head Coach: Rick Ray

Date	Opponent	SE	OPP
N11	at Illinois	L	62 81
N13	Hannibal-LaGrange	W	86 54
N16	at Western Illinois	W	74 71
N18	at Bradley	L	78 84
N22	UT Rio Grande Valley	W	83 72
N28	at UMKC	L	75 86
D1	Central Arkansas	W	87 63
D4	at Indiana	L	55 83
D7	Missouri State	L	71 79
D10	Northern Kentucky	L	66 80
<i>Las Vegas Classic (Las Vegas, Nev.)</i>			
D17	at Missouri State	L	71 79
D19	at DePaul	L	78 81
D22	vs. Chicago State	L	65 74
D23	vs. Cornell	L	62 78
D29	Henderson State	W	89 75
D31	Eastern Kentucky*	W	81 48
J5	at Tennessee State*	L	62 65
J7	at Belmont*	L	75 87
J10	Tennessee Tech*	W	83 78
J14	at UT Martin*	L	69 79
J19	SIU Edwardsville*	W	79 76
J21	Eastern Illinois*	W	83 71

J26	at Murray State*	W	75	74
J28	at Austin Peay*	W	82	71
F1	at Jacksonville State*	L	62	74
F4	Morehead State*	L	81	89
F9	at SIU Edwardsville*	W	71	67
F11	at Eastern Illinois*	L	80	86 ^{OT}
F18	UT Martin*	W	90	61
F23	Murray State*	W	82	69
F25	Austin Peay*	L	79	88

OVC Tournament

M1	vs. Tennessee State	W	78	75 ^{OT}
M2	vs. Jacksonville State	L	51	74

* - OVC Game

2017-18

Overall Record: 14-17

Conference Record: 8-10/7th

Head Coach: Rick Ray

Date	Opponent	SE	OPP
N10	Missouri Baptist	W	81 69
<i>Cancun Challenge (\$ - Played in Riviera Maya, Mexico)</i>			
N13	at Louisiana Tech	L	95 96 ^{OT}
N16	at Evansville	L	50 66
N21	vs. Cal State Northridge \$	W	74 59
N22	vs. Montana State \$	L	82 88
N26	North Carolina Central	L	70 77
N28	Hannibal-LaGrange	W	83 59
D2	at North Carolina Central	W	86 77
D6	UMKC	W	91 87
D9	at Southern Illinois	W	75 69
D16	at Kansas State	L	71 89
D20	Bradley	L	67 75
D22	at Saint Louis	L	48 78
D28	Belmont*	L	72 94
D31	Tennessee State*	W	77 65
J4	at Murray State*	L	73 89
J6	at Austin Peay*	L	71 76
J11	Morehead State*	W	78 75
J13	Eastern Kentucky*	L	86 91
J18	at SIU Edwardsville*	W	86 74
J20	at Eastern Illinois*	W	86 74
J25	at Tennessee Tech*	L	65 76
J27	at Jacksonville State*	L	60 78
F1	Murray State*	L	75 87
F3	Austin Peay*	L	81 96
F8	at Morehead State*	W	78 62
F10	at UT Martin*	W	81 77 ^{OT}
F15	Eastern Illinois*	W	80 73
F17	SIU Edwardsville*	W	79 74
F22	at Eastern Kentucky*	L	88 91
F24	UT Martin*	L	66 72

* - OVC Game

FOLLOW THE REDHAWKS AT GOSOUTHEAST.COM





RECORDS

YEARLY RESULTS (SINCE 1962)

2018-19

Overall Record: 10-21
Conference Record: 5-13/11th
Head Coach: Rick Ray

Date	Opponent	SE	OPP
N6	at Saint Louis	L 65	75
N10	at Bradley	L 57	68
N12	Quincy	W 102	66
<i>Ungar Classic (Played in Mobile, Ala.)</i>			
N16	vs. Jacksonville	W 77	71
N17	vs. Chattanooga	W 63	42
N19	at South Alabama	L 58	79
N27	Missouri S&T	W 72	69
D1	Western Illinois	L 63	70
D4	at Mississippi Valley State	W 77	57
D8	Southern Illinois	L 73	83
D15	at The Citadel	L 74	86
D17	at #10 Florida State	L 68	85
D21	Abilene Christian	L 68	70
J3	at SIU Edwardsville*	L 88	94
J5	UT Martin*	W 74	69 ^{OT}
J10	Austin Peay*	L 60	78
J12	Murray State*	L 67	85
J17	at Morehead State*	L 69	73
J19	at Eastern Kentucky*	L 83	85
J24	SIU Edwardsville*	L 86	87 ^{3OT}
J26	Eastern Illinois*	W 64	59
J31	at Belmont*	L 71	97
F2	at Tennessee State*	L 50	79
F7	Tennessee Tech*	W 71	66 ^{OT}
F9	Jacksonville State*	L 64	81
F14	at UT Martin*	L 72	81
F16	at Eastern Illinois*	W 88	79
F21	at Austin Peay*	L 70	83
F23	at Murray State*	L 67	103
F28	Tennessee State*	W 89	74
M2	Belmont*	L 66	84

* - OVC Game

2019-20

Overall Record: 7-24
Conference Record: 3-15/12th
Head Coach: Rick Ray

Date	Opponent	SE	OPP
N6	at Vanderbilt	L 65	83
N10	Purdue Fort Wayne	W 79	78
N19	The Citadel	L 69	74
N22	Missouri S&T	W 72	71
<i>Cable Car Classic (Played in Santa Clara, Calif.)</i>			
N27	vs. Cal State Fullerton	L 57	64
N29	at Santa Clara	L 75	87
N30	vs. Denver	W 66	51
D5	at Abilene Christian	L 64	73
D7	at Drake	L 73	78
D15	at Youngstown State	L 50	65
D17	at #5 Ohio State	L 48	80
D21	at Southern Illinois	L 45	64
D29	Missouri Baptist	W 74	59
J2	at Austin Peay*	L 63	78
J4	at Murray State*	L 59	81
J9	Belmont*	L 64	89
J11	Tennessee State*	L 73	75
J16	Austin Peay*	L 59	84

J18	Murray State*	L 91	96 ^{OT}
J23	at SIU Edwardsville*	L 65	84
J25	at Eastern Illinois*	L 59	61
J30	at Morehead State*	L 74	90
F1	at Eastern Kentucky*	L 57	70
F6	Jacksonville State*	W 76	72
F8	Tennessee Tech*	L 60	62
F13	UT Martin*	W 74	72
F15	SIU Edwardsville*	W 75	71
F20	at Jacksonville State*	L 58	65
F22	at Tennessee Tech*	L 62	71
F27	Eastern Illinois*	L 70	72
F29	at UT Martin*	L 78	87

* - OVC Game



HONORED TEAMS

RECORDS



1943 NAIA National Champions

Under the direction of coach C.P. Harris, the 1943 Indians claimed the school's first-ever athletics national championship with a 34-32 victory over fellow MIAA Conference opponent Northwest Missouri State in the NAIB finals (Kansas City, Mo.).

SEMO had defeated Northwest in its previous two regular-season meetings that season to clinch the MIAA title. The third meeting between the two schools proved to be most exciting, as the Indians pulled away in the game's final seconds.

Southeast junior guard Jack Behrens drained a shot at the top of the key with seven seconds remaining, giving the Indians a narrow victory and national championship.

The come-from-behind win in the national championship game capped a comeback season for the Indians. SEMO

lost its first four games of the 1942-43 campaign before winning 19 of its last 21 contests. The Indians also went 8-0 in MIAA conference play during that stretch.

On the way to their national crown, the Indians dropped some of the nation's top small colleges of the era with wins over Dakota Wesleyan, Westminster College, East Washington State and Murray State. SEMO also boasted a 10.6 margin of victory throughout the postseason.

All five of SEMO's starters were named either first or second-team all-conference. Behrens, Jack Russell and Carl "Ben" Bidewell garnered first-team honors, while Rolla Anderson and Jack Klosterman were named second-team for the 19-6 national champion Indians.

The team was inducted into the SEMO Athletics Hall of Fame.



2000 NCAA Division I Tournament

A regular-season share of the Ohio Valley Conference title, the OVC postseason championship and the school's first-ever trip to the NCAA Division I Tournament were all achieved by the 1999-2000 Southeast Missouri State University basketball team.

The magical run that ended in a near-upset of then-No. 10 Louisiana State in the first round of the NCAA Regional (Salt Lake City, Utah) brought unprecedented national and international attention to Southeast.

Few thought the Indians had a chance against the tall and powerful

Tigers of LSU, who had tied for the Southeastern Conference championship. However, SEMO head coach Gary Garner and his players had other things in mind.

SEMO came out strong in the second half and nearly pulled off an upset. The Indians led, 61-58, with 2:39 left to play, but the Tigers rallied to knock down two-straight 3-pointers, including one in the last 18 seconds to go up, 64-61.

Roderick Johnson threw up a desperation 3-pointer the bounced off the back of the rim at the buzzer and LSU held on for the win.

2000 Championship Bracket



FOLLOW THE REDHAWKS AT GOSOUTHEAST.COM





RECORDS


HONORED TEAMS



1961 NCAA Division II National Finalists



1986 NCAA Division II National Finalists



1989 NCAA Division II National Finalists





2020-21



SEMO

Southeast Missouri State University is a comprehensive university with numerous national and international academic accreditations. With nearly 12,000 students, SEMO is an ideal size to take advantage of critical learning and extracurricular opportunities.

BRING YOUR BIG IDEAS.

**And make
them count.**

Your big ideas will be in good company here. Whatever you choose to study, chances are the program is at the head of its class. And if you're at the head of yours, you can join our honors program and elevate your learning experience even further.



SOUTHEAST MISSOURI
STATE UNIVERSITY • 1873



**SOUTHEAST BOASTS 20+ NATIONALLY
AND INTERNATIONALLY ACCREDITED
PROGRAMS, INCLUDING:**

- / ATHLETIC TRAINING
- / BUSINESS
- / CHEMISTRY
- / COMPUTER SCIENCE
- / DIETETICS
- / EDUCATION
- / ENGINEERING PHYSICS
- / INTERIOR DESIGN
- / MASS COMMUNICATION
- / MUSIC
- / NURSING
- / SOCIAL WORK
- / THEATRE



**GETTING INTO MEDICAL
SCHOOL ISN'T EASY —
WE JUST MAKE IT LOOK
THAT WAY. SOUTHEAST'S
PRE-MED STUDENTS ARE
ACCEPTED TO**

**medical
school well
above the
national
average.**

Like our students, Southeast faculty members come from around the country, hailing from leading institutions such as:

- / Boston Conservatory of Music
- / Carnegie Mellon University
- / Harvard University
- / Pennsylvania State University
- / Purdue University
- / Texas A&M University
- / Tulane University
- / University of Florida
- / University of Michigan
- / Vanderbilt University
- / Yale University



**THE DONALD L. HARRISON
COLLEGE OF BUSINESS
CONSISTENTLY MAKES THE
PRINCETON REVIEW'S LIST OF
top business
schools.**

**COME HERE
AS A STUDENT.**

**And go
anywhere
as a
teacher.**

**Southeast education
graduates work as faculty
members in school districts
across the nation, and in
more than 35 countries
around the world.**

**1:21
faculty-
student
ratio**

**Full-time
faculty**

**lead most classes, not
teaching assistants —
starting with freshman year.**



ROLL UP YOUR SLEEVES AND GET DOWN TO BUSINESS.

Or education, public policy, communications or journalism — whatever your major, expect to learn a lot in class and even more in practice. And here, that practice happens on the latest technology and in real-world settings. You'll experiment and collaborate in just about all of your coursework. And you'll put new knowledge into action right from the start.



YOUR NEXT BIG IDEA could happen anywhere. But you'll give it legs and watch it run at **Catapult Creative House**, our student-run idea incubator and launchpad for innovation. Get to work in our creative labs, 3D modeling and printing gallery, and impact studio. It's where you'll turn your concepts into prototypes, your prototypes into products, and your products into sales.

THE BEST PLACE TO LEARN ABOUT U.S. POLICY is where it's actually being shaped. So you'll go to the **Center for Strategic and International Studies (CSIS) in Washington, D.C.**, for part of our University Studies course. For four exhilarating days, you'll work directly with researchers and consultants who advise national leaders. And if you're really on top of your game, you may end up influencing the strategies you've come to study.



INTERNSHIPS

RÉSUMÉS ARE BUILT—NOT WRITTEN.

The workforce is just that: a force. And it's one you'll meet head on at Southeast Missouri State. We'll help you find internships (that's plural on purpose) and coach you through any challenges or questions that come your way.



SET OUT AND JOIN IN.

Earn your wings early. Chew your way into campus history. Share your musical gift. Meet your new brothers or sisters. Whatever you do — whether it's joining a club or carrying on a tradition — just know that you won't do it alone (except the chewing part).

21

SOCIAL FRATERNITIES AND SORORITIES

Representing the IFC, Panhellenic and NPHC Councils. Many of them call Greek Hill home. And in Fall 2016, a new Greek Village will open on campus, providing an expanded Greek community where thousands of students will make new memories of brotherhood and sisterhood.



180+ student groups

With organizations on campus from A (Adult Recess improv group) to Z (Zeta Phi Beta Sorority), there's something to meet every professional, social, recreational or religious interest. And if you can't find what you're looking for, form your own group.

We honor our heritage by sticking to our traditions.

Some of them, quite literally. For years, students have been making the trek up **Cardiac Hill** (a tradition in its own right) to add their chewing gum to our infamous **Gum Tree**.



MAKE ART THAT INSPIRES.

And do it on
a campus
that's equally
inspiring.



Built
our R
Misso
arts. I
in the
Perfo
Come
the la
breat

Dobbins River Campus Center

Inside this living-learning center, you can make a masterpiece, make dinner and make your bed without ever leaving the **River Campus**.

In addition to a residence hall, dining facilities and contemporary classrooms, the **Cultural Arts Center** offers professional-level theatres, costume and scene shops, music rehearsal and gallery space, and dance and art studios — each equipped to inspire ovation-worthy works of art.





on the banks of the Mississippi,
River Campus is the only one in
ouri dedicated entirely to the
But you don't have to be a student
e Holland School of Visual and
rming Arts to appreciate it.
e catch a performance. Explore
test exhibits. Or just enjoy the
htaking river views.

Five venues for exhibiting your
talent — including theatres, a
recital hall and galleries — set
the stage for

more than
a hundred
different
events
each year.

Among our student-produced
musical performances, you'll hear
everything from the classics to the
contemporary — including Brahms'
Double Concerto in A Minor and
Andrew Lipka's *The Addams Family*.



**Southeast makes it
affordable to do what
you dream of doing,
and we're recognized
as one of the country's
institutions with
the least indebted
students.**

LEARN MORE

about our \$17 million in
annual scholarships at
semo.edu/scholarships.

**SEE FOR YOURSELF
WHAT YOU'LL DO HERE**

Call us at (573) 651-2590
or schedule a visit at
semo.edu/visit.

OFFICE OF ADMISSIONS

One University Plaza, MS 3550
Academic Hall 100D
Cape Girardeau, Missouri 63701

573.651.2590

admissions@semo.edu

APPLY

We can't wait to see what you do.
But first, you'll need to get in.
semo.edu/apply



Together,
#LETSSOAR



**DO
YOU
HAVE
THE
WILL
TO**

serve all
community
members?



**SOUTHEAST MISSOURI
STATE UNIVERSITY · 1873**

2020-21

SCHEDULE

November

27	vs. Northern Colorado !	4 p.m.
28	at Kansas City/vs. Avila College !	11 a.m./2 p.m.

December

2	SOUTHERN ILLINOIS ESPN+	6:30 P.M.
7	LIPSCOMB ESPN+	6:30 P.M.
9	at Lipscomb	7 p.m.
12	at UT Martin* ESPN+	4 p.m.
15	at Evansville ESPN 3	2 p.m.
18	UT MARTIN* ESPN+	6:30 P.M.
22	at Indiana State ESPN 3	2 p.m.
30	at Tennessee Tech* ESPN+	8 p.m.

January

2	TENNESSEE STATE* ESPN+	5 P.M.
7	at Belmont* ESPN+	7 p.m.
9	at Tennessee State* ESPN+	4 p.m.
14	MURRAY STATE* ESPN+	8 P.M.
16	AUSTIN PEAY* ESPN+	5 P.M.
21	at Morehead State* ESPN+	6 p.m.
23	at Eastern Kentucky* ESPN+	3 p.m.
28	SIU EDWARDSVILLE* ESPN+	8 P.M.
30	EASTERN ILLINOIS* ESPN+	5 P.M.

February

4	TENNESSEE TECH* ESPN+	8 P.M.
6	JACKSONVILLE STATE* ESPN+	5 P.M.
11	at Murray State* ESPN+	7:30 p.m.
13	at Austin Peay* ESPN+	4 p.m.
18	EASTERN KENTUCKY* ESPN+	8 P.M.
19	MOREHEAD STATE* ESPN+	8 P.M.
25	at Eastern Illinois* ESPN+	7:30 p.m.
27	at SIU Edwardsville* ESPN+	5 p.m.

March

3	OVC Tournament First Round	Evansville, Ind.
4	OVC Tournament Quarterfinals	Evansville, Ind.
5	OVC Tournament Semifinals	Evansville, Ind.
6	OVC Tournament Championship	Evansville, Ind.

All Times Central & Subject to Change

Home Games in **BOLD CAPS**

* Denotes Ohio Valley Conference Game

! - Negro League Baseball Museum Tip-Off Classic
(Kansas City, Mo.)

All Games Live on the Radio at Real Rock 99.3 FM

GOSOUTHEAST.COM



BRAD KORN | HEAD COACH



DARRIOUS AGNEW | SENIOR



EVAN MORRISON | SENIOR



NOLAN TAYLOR | SENIOR

